

1969

### 1969 Statistics

George Fox University Archives

Follow this and additional works at: [https://digitalcommons.georgefox.edu/athletics\\_mentrack](https://digitalcommons.georgefox.edu/athletics_mentrack)

---

#### Recommended Citation

George Fox University Archives, "1969 Statistics" (1969). *Men's Track and Field*. 87.  
[https://digitalcommons.georgefox.edu/athletics\\_mentrack/87](https://digitalcommons.georgefox.edu/athletics_mentrack/87)

This Statistics is brought to you for free and open access by the George Fox University Athletics at Digital Commons @ George Fox University. It has been accepted for inclusion in Men's Track and Field by an authorized administrator of Digital Commons @ George Fox University. For more information, please contact [arolfe@georgefox.edu](mailto:arolfe@georgefox.edu).

OREGON COLLEGIATE CONFERENCE  
"ALL-TIME BESTS" TRACK RECORDS

Compiled through 1969 season

<u>EVENT</u>	<u>NAME</u>	<u>RECORD</u>	<u>YEAR</u>
100	Doyle Branson - Southern Oregon	9.5	1961
200	Harold Strong - Portland State	21.3	1964
440	Dan Kahler - Southern Oregon	49.2	1969
880	Jay Hill - Portland State	1:51.4	1962
Mile	Jim Musgrave - Oregon College	4:16.0	1965
2 Mile	Arnold Powell - Oregon College	9:05.4	1969
3 Mile	Arnold Powell - Oregon College	14:14.0	1969
High Hurdles	Bill White - Southern Oregon	14.3	1964
	Lewis Thorne - Eastern Oregon	14.3	1961
Low Hurdles	Lewis Thorne - Eastern Oregon	23.4	1961
330 Int Hurdles	Bill White - Southern Oregon	37.6	1965
440 Relay	Southern Oregon - (F. Thomas, B. White, D. Graham, D. Branson)	42.7	1963
Mile Relay	Southern Oregon - (Blomberg, Williams, Oft, Kahler)	3:18.8	1968
High Jump	Ron Maillard - Southern Oregon	6'7"	1968
Pole Vault	Dave McDonald - <del>Southern Oregon</del> <i>George Jof</i>	15'7"	1969
Long Jump	James Dixon - Southern Oregon	23'7½"	1969
Shot Put	Ken Patera - Portland State	56'5½"	1963
Discus	Harland Yriarte - Southern Oregon	174'4"	1969
Javelin	Gary Berentson - Southern Oregon	232'7½"	1965
Triple Jump	Jamie Dixon - Southern Oregon	51'11½"	1969
3,000 M Steeplechase	Don McMillan - Portland State	9:50.0	1964
440 Int. Hurdles	Steve Vetter - Oregon Tech	54.3	1969

OREGON COLLEGIATE CONFERENCE  
TRACK CHAMPIONSHIP MEET RECORDS AS OF 1969 MEET

<u>EVENT</u>	<u>NAME AND SCHOOL</u>	<u>RECORD</u>	<u>YEAR</u>
100	Doyle, Bransom, Southern Oregon	9. 5	1961
220	Harold Strong, Portland State	21. 3	1964
440	Don McCartney, Portland State	50. 0	1963
880	Mike Oft, Southern Oregon	1:55. 2	1967
Mile	Doug Johnson, Southern Oregon	4:22. 5	1967
Three Mile	Norm Oyler, Southern Oregon	15:19. 4	1964
120 High Hurdles	Bill White, Southern Oregon	14. 4	1964
440 Int. Hurdles	Bill White, Southern Oregon	55. 7	1965
440 Relay	Southern Oregon - (Rodriquez, Silverstone, Sloan, White)	43. 2	1965
Mile Relay	Southern Oregon - (Price, Williams Oft, Johnson)	3:24. 4	1967
High Jump	Ron Maillard, Southern Oregon	6'7"	1968
Pole Vault	Spike Gordon, Southern Oregon	15'1"	1965
Long Jump	Toby Wolfe, Oregon College	22'11 3/4"	1961
Shot Put	Ken Patera, Portland State	55'2"	1963
Discus	Harlan Yriarte	163'3"	1968
Javelin	Steve Curtis, Portland State	226'4 1/2"	1963
Triple Jump	Cal Ferguson, George Fox	47'11"	1968

# OVER THE YEARS CONFERENCE STANDINGS

## 1968

1. Oregon College of Education	111 1/2
2. Southern Oregon College	104 1/2
3. George Fox College	50
4. Eastern Oregon College	33
5. Oregon Technical Institute	25

## 1967

1. Southern Oregon College	124
2. Oregon College of Education	91
3. George Fox College	44
4. Oregon Technical Institute	35
5. Eastern Oregon College	29

## 1966

1. Southern Oregon College	121
2. Oregon College of Education	110
3. Oregon Technical Institute	59
4. George Fox College	19
5. Eastern Oregon College	16

## 1965

1. Southern Oregon College	115
2. Portland State College	94
3. Oregon Technical Institute	46
4. Oregon College of Education	38
5. Eastern Oregon College	31

## 1964

1. Southern Oregon College	137 1/2
2. Portland State College	97
3. Oregon College of Education	36 1/2
4. Oregon Technical Institute	33
5. Eastern Oregon College	27

## 1963

1. Southern Oregon College	148
2. Portland State College	115
3. Eastern Oregon College	14
4. Oregon Technical Institute	13
5. Oregon College of Education	8

## 1962

1. Southern Oregon College	67
2. Portland State College	64
3. Eastern Oregon College	15
4. Oregon Technical Institute	10
5. Oregon College of Education	8 1/2

## 1961

1. Portland State College	63
2. Southern Oregon College	52
3. Eastern Oregon College	26
4. Oregon College of Education	18
5. Oregon Technical Institute	4

## 1960

1. Portland State College	79
2. Southern Oregon College	29
3. Oregon College of Education	21
4. Eastern Oregon College	20 1/2
5. Oregon Technical Institute	13

## Previous Winners

1959	Portland State College
1958	Oregon Technical Institute
1957	Oregon Technical Institute
1956	Eastern Oregon College
1955	Southern Oregon College
1954	Portland State College
1953	Eastern Oregon College
1952	Eastern Oregon College





EVENT	TIME OR DISTANCE	1ST	SCN	2ND	SCN	3RD	SCN	4TH	SCN	5TH	SCN
440 YD RELAY	45.4	KING-SILSBY McGARRY-McDONALD	GFC		46.1 CCC						
MILE	4:34.1	BREYNE	CCC	WILLIAMS	47:35.1 GFC	STIDMAN	6:01.3 CC				
HIGH HURDLES	16.8	McGARRITY	CCC	KRAK BERGER	17.0 CCC						
440	52.1	HORTON	GFC	MENSHIER	53.2 CCC	LOWEN	54.2 GFC	RAFTSNOLO	57.6 CCC		
100	10.7	McDONALD	GFC	WARMILYER	10.8 GFC	SILSBY	10.9 GFC	KING	11.1 GFC	WARREN	11.1 CCC
880	2:00.2	BREYNE	CCC	HORTON	2:18.4 GFC	ABELL	2:23.8 CC	STIDMAN	2:41.4 CC		
440 INT. HURDLES	-	McGARRITY	CCC								
220	24.1	KING	GFC	McGARRITY	24.15 CCC	SILSBY	24.2 GFC	SOTO	24.3 CCC		
2 MILE	9:56.1	WILLIAMS	GFC	RUSSEL	10:25.9 CCC	COUREN	10:27.7 CC				
MILE RELAY	3:35.9		CCC	HORTON - LOWEN GFC	3:35.9 GFC						
POLE VAULT	14'	McDONALD	GFC	SOTO	11' CCC						
HIGH JUMP	6'1"	JAMES	CC	WINSTON	5'8" GFC	BERGER	5'8" CJC	McGARRITY	5'11" CCC		
LONG JUMP	19'4"	JAMES	CC	WINSTON	18'11 1/2" GFC	BERGER	18'3 3/4" CJC	McGARRITY	18'3 3/4" CCC		
TRIPLE JUMP	41'10"	WINSTON	GFC	JAMES	39'11" CC	BERGER	38'2 1/2" CJC	BREYNE	36'8" CCC		
SHOT	42'11"	MARLOW	GFC	BIGWILL	42'3" CCC	SHERMAN	42'4" GFC	MARSHALL	38'3" GFC		
DISCUS	138'5"	MARLOW	GFC	CREWSE	125'4" CJC	CARTMILL	109'6" CCC	SHERMAN	102'15" GFC		
JAVELIN	172'1"	CARTMILL	CCC	BUSHNEN	139'7" CCC	SANETTER	184'4" CCC	STIDMAN	117'5" CC		

X

GFC (GARRITY FOR COMBINE) - 70 1/2  
 CCC (MARRAS COMM. COMBINE) - 61  
 CCC (COMBINE COMBINE COMBINE) - 21  
 CCC (COMBINE COMBINE COMBINE) - 14 1/2

X new school record  
 4th record 10:25 John Thomas  
 1965

*Per Winter 69-70*

**OREGON CC CHAMPIONSHIP MEET  
TRACK RECORDS**

**Track Record through 1969**

100	Doyle Branson- Southern Oregon	9.5	1961
220	Harold Strong- Portland State	21.3	1964
440	Don McCartney- Portland State Dan Kahler - Southern Oregon	50.0	1963 1969
880	Bruce Vogel - Oregon College	1:54.0	1969
Mile	Arnold Powell- Oregon College	4:16.9	1969
3 Mile	Arnold Powell- Oregon College	14:47.9	1969
High Hurdles	Dave Driskell- Southern Oregon	14.6	1969
Low Hurdles	Lewis Thorne - Eastern Oregon	24.5	1961
440 yd Int Hurdles	Bill White - Southern Oregon	53.7	1965
High Jump	Ron Maillard - Southern Oregon	6'7"	1968
Pole Vault	Dave McDonald- George Fox	15'2 3/4"	1969
Long Jump	James Dixon - Southern Oregon	23'1/2"	1969
Triple Jump	Cal Ferguson - George Fox	47'11"	1968
Shot Put	Don Patera - Portland State	55'2"	1963
Discus	Harlan Yriarte- Southern Oregon	163'3"	1968
Javelin	Steve Curtis - Portland State	226'4 1/2"	1963
440 Relay	Southern Oregon (Rodriquez, Silverstone, Sloan, White)	43.2	1965
Mile Relay	Southern Oregon (Blomberg, Williams, Oft, Kahler)	3:24.0	1969

# Track Records George Fox College 1969

EVENT	NAME	YEAR	MARK	NAME	YEAR
50 Yd. Dash	Roy Heater	1902	:05.4		
100 Yd. Dash	Bob Bissett	1929	:10.1		
220 Yd. Dash	Charles A. Redmond	1898	:23		
	Roy Heater	1902	:23		
	Marvin Hampton	1952	:23		
	Perry Kimberly	1965	:23		
	Ralph Griffin	1965	:23		
440 Yd. Run	Charles A. Redmond	1898	:51		
880 Yd. Run	Jonathon Newkirk	1964	1:58.5		
1 Mile Run	Jonathon Newkirk	1964	4:28.8		
2 Mile Run	<del>John Thomas</del> <del>Paul Williams</del>	<del>1968/1970</del>	<del>10:05.9</del>	9:56.1	(Bell) 45 9-26
120 H. Hurdles	Gary Blackmar	1966	:15.1		
220 L. Hurdles	Lave Wing	1954	:23		
330 Int. Hurdles	Allen Fowler	1964	:39.4		
440 Int. Hurdles	Allen Fowler	1964	:56.9		
440 Relay	Ralph Griffin	1965	:44.7		
	Victor Unruh				
	Rick Bentfro				
	Perry Kimberly				
880 Relay	Dale Alford	1964	1:35.1		
	Jim Hamilton				
	Jonathon Newkirk				
	Allen Fowler				
1 Mile Medley Relay	George Donnell (140)	1930	3:35		
	Bob Bissett (220)				
	Lincoln Wirt (220)				
	Carl Sandoz (880)				
Sprint Medley	Perry Kimberly (330)	1965	2:40.5		
	Ralph Griffin (110)				
	Jonathon Newkirk (880)				
	Victor Unruh (220)				
1 Mile Relay	Perry Kimberly	1965	3:33		
	Calvin Ferguson				
	Victor Unruh				
	Jonathon Newkirk				
Distance Medley	John Thomas	1968	10:58.7		
	Walt Fitzgerald				
	Bob Von Slyke				
	Steve Butt				
2 Mile Relay	John Thomas	1966	8:37.8		
	Walt Fitzgerald				
	Bob Von Slyke				
	Steve Butt				
Long Jump	Allen Fowler	1964	23'1"		

Harry Selby 1970  
B. O. King  
Dave McDaniel  
John H. Han

323



# Track Records George Fox College 1989

EVENT	NAME	YEAR	MARK	NAME	YEAR
High Jump	Gary Blackmar	1968	6'1"		
Pole Vault	Dave McDonald	1969	<del>15'7"</del> 15'8"		
Triple Jump	Calvin Ferguson	1968	45'10"		
Shot Put	Robert Hadlock	1968	55'3"		
Discus	Matt Marlow	1968	144'3 1/4"		
Javelin	Gary Smith	1968	195'		
16 Pd. Hammer	Aubrey Kramton M.H. Marlow	1969 1970	84'5" 110-11		
1 Mile	John Thomas	1966	16:43.2	Best = H.S.	15:03.0

district II track ratings - add one

MILE RELAY- cont.

7. Lewis and Clark	3:34.1
8. Pacific	3:38.1

POLE VAULT

1. Dave McDonald, GF	15-3
2. Stan Porter, OCE	14-1
3. Garrie Starmer, LC	14-0
4. Bill Cox, SOC	13-6
5. Roger Schmidt, NNC	13- 1/2
6. John Holmes, Will.	13-0
Warren Hopson, SOC	13-0
8. Bruce Stecher, EOC	12-6
Tim McNamara, Cl	12-6
10. Pat Voight, Pac.	12-0

HIGH JUMP

1. Bob Keys, OCE	6-7 1/4
2. Dennis Olafson, OCE	6-6 3/4
3. Bill Guthrie, LC	6-5
Dennis Conley, SOC	6-5
5. Rich Whipple, Will.	6-4
Gary Davis, OCE	6-4
Dave Stephens, OCE	6-4
8. Bruce Kennedy, LC	6-2
9. Randy Winston, GF	6-0
Bill Allen, Cl	6-0

LONG JUMP

1. Jamie Dixon, SOC	23-6 1/2
2. Dave Pletka, OCE	23-5
3. Tim Arthur, Lin.	23-2 1/4
4. John Hammond, OCE	22-9
Randy Fike, LC	22-9
6. Bob Keys, OCE	21-10
7. Ron Stutzman, Pac.	21-9 1/2
8. Steve Ohm, LC	21-7 1/2
9. Ron Galther, LC	21-3 3/4
10. Dan Neal, SOC	21-3 1/2

TRIPLE JUMP

1. Jamie Dixon, SOC	48-10
2. Dave Pletka, OCE	45-5
3. Bob Keys, OCE	45-3 1/2
4. Randy Winston, GF	45-1 3/4
5. Tim Arthur, Lin.	44-11
6. Ron Galther, LC	44-8
7. Jerry Kilewar, Will.	43-2 1/4
8. Dennis Williams, Pac.	42-5 1/2
9. Steve Wolfe, NNC	41-11 1/2
10. Tom Bronleewe, GF	41-1 3/4

SHOT PUT

1. Doyle Kanady, OCE	56-7
2. Paul Oswald, SOC	49-2
3. Steve Stocker, Will.	48-7 1/2
4. Gary Stocker, Will.	47- 1/4
5. Harland Yriarte, SOC	47-0
6. Jerry Crowe, OCE	46-10
7. Rex Rice, LC	46-9

SHOT PUT- cont.

8. Steve Pickering, Lin.	45-1 1/2
9. Drew Braun, LC	44-6
10. Dave Sherman, GF	42-8

DISCUS

1. Harland Yriarte, SOC	169-0
2. Jerry Crowe, OCE	155-8 1/2
3. Greg Atterbury, SOC	154-11 1/2
4. Doyle Kanady, OCE	154-9
5. Al Wise, LC	153-0
6. Terry Stamos, SOC	146-10
7. Steve Stocker, Will.	143-4
8. John Lakley, OCE	140-11
9. Joe Simpson, Lin.	136-7
10. Larry Diller, LC	132-2

JAVELIN

1. Ed Pohl, OCE	212-8
2. Richard O'Brien, OCE	208-11
3. Kyle Elwood, OCE	208-2
4. Ray Wilson, GF	208-1
5. Dave Jaqua, LC	203-3
6. Chris Lucas, SOC	190-9
7. Scott Irving, Will.	190-6
8. Mick DiGirola, GF	189-7 1/2
9. Scott McNutt, SOC	188-10 1/2
10. Bob Corcoran, Will.	187-1

HAMMERTHROW

1. Paul Oswald, SOC	153-0
2. John Anderson, Will.	144-0
3. Steve Stocker, Will.	142-4
4. Doyle Kanady, OCE	137-11
5. Ron Thornhill, SOC	136-0

(only marks reported)

Please note any changes or corrections in your next weekly report. Reports from Pacific, Linfield and Eastern Oregon have not been received to-date.

# DISTRICT 11, NAJA TRACK RATINGS

## 100 YARD DASH

1. Bernie Hamilton, CI	9.7
2. Steve Krohn, Will.	9.8
Roger Woods, OCE	9.8
4. Bill Rice, SOC	9.9
Jim Massey, Lin.	9.9
6. Sonny Jepson, Lin.	10.0
Tony Warren, Pac.	10.0
8. Bruce Winter, OCE	10.1
Dan Moody, OCE	10.1
Duane Jungwirth, SOC	10.1

## 220 YARD DASH

1. Bernie Hamilton, CI	22.0
2. Jim Montgomery, OCE	22.4
3. Randy Fike, LC	22.5
Steve Krohn, Will.	22.5
Bob Graves, OCE	22.5
Roger Woods, OCE	22.5
7. Bruce Winter, OCE	22.6
8. Tom Wangler, OCE	22.7
9. Keith Merritt, GF	22.8
10. Ron Stutzman, Pac.	22.9

## 440 YARD DASH

1. Roger Woods, OCE	50.8
2. Jim Montgomery, OCE	51.1
3. Bill Kreutz, Will.	51.5
4. Lloyd Merriman, Will.	51.6
5. John Holton, GF	51.6
6. Steve Brown, LC	52.9
7. Bob Graves, OCE	53.0
8. Bill Jackson, GF	53.4
(only marks reported)	

## 880 YARD RUN

1. Bruce Vogel, OCE	1:56.2
2. Ron Brayne, SOC	1:57.9
3. John Othus, Will.	1:58.2
4. Scott Schroeder, OCE	1:59.0
5. Pete Hunt, CI	1:59.1
Kleth Woodard, LC	1:59.1
7. Tom Milbrooke, Pac.	1:59.7
8. Bob Byerly, LC	2:00.0
9. Bruce Engdahl, SOC	2:00.5
10. Toby Daniels, LC	2:00.8

## MILE RUN

1. Don Johnson, Will.	4:18.3
2. Doug Money, NNC	4:18.7
3. Gordon Garlock, OCE	4:19.1
4. Mike Durbin, SOC	4:20.9
5. Bob Byerly, LC	4:21.5
6. Jack Salter, SOC	4:21.7
7. Ken Bell, GF	4:22.9
8. Toby Daniels, LC	4:23.8
9. Brian Rall, LC	4:24.4
10. Bruce Vogel, OCE	4:24.6

## THREE MILE

1. Jack Salter, SOC	14:23.5
2. Don Johnson, Will.	14:39.8
3. Mike Durbin, SOC	14:52.3
4. Curt Ankeny, GF	15:04.9
5. Gordon Garlock, OCE	15:08.0
6. Kleth Woodard, LC	15:21.6
7. Ken Bell, GF	15:34.2
8. Rick Fordney, OCE	15:38.0
(only marks reported)	

## STEEPLECHASE

1. Rick Fordney, OCE	9:35.7
2. Don Morrison, SOC	9:40.0
3. Mike Durbin, SOC	10:02.0
(only marks reported)	

## HIGH HURDLES

1. Ken Boethin, OCE	14.6
Randy Fike, LC	14.6
3. Dave Stephens, OCE	14.9
4. John Boyd, Pac.	15.0
5. Steve Kilbreath, SOC	15.1
6. George Harrison, EOC	15.2
7. John Oliver, OCE	15.3
Ed Geist, Lin.	15.3
9. Dave Garton, Lin.	15.4
Dave Brown, Lin.	15.4

## INTERMEDIATE HURDLES

1. John Boyd, Pac.	56.8
2. Mike Moores, LC	57.6
3. Dallas Dockter, LC	57.7
4. Dave Stephens, OCE	57.8
5. Steve Kilbreath, SOC	58.0
6. Dave Brown, Lin.	58.1
7. Gary Jack, CI	58.2
8. David Price, Will.	58.9
9. Tom Lemieux, Pac.	59.0
10. Tom Bronleewe, GF	59.7

## 440 YARD RELAY

1. Pacific	43.1
2. Lewis and Clark	43.4
Williamette	43.4
4. Oregon College	43.5
5. Southern Oregon	44.1
6. College of Idaho	44.6
7. Linfield	44.9
8. George Fox	45.5
(only marks reported)	

## MILE RELAY

1. Oregon College	3:21.4
2. Williamette	3:28.2
3. College of Idaho	3:29.1
4. George Fox	3:30.9
5. Southern Oregon	3:31.6

# 18TH ANNUAL NAIA OUTDOOR NATIONAL TRACK AND FIELD MEET

Billings, Montana

June 6-7, 1969

## TEAM SCORES

1. Prairie View A&M (Tex.)	69 1/2	26. Willamette (Ore.)	8
2. Southern (La.)	68	31. Tabor (Kan.)	7
3. Eastern Michigan	36 1/2	32. Northwestern Oklahoma State	6
4. Texas A&I	28	32. Fresno Pacific (Calif.)	6
5. Emporia State (Kan.)	26	32. California Western	6
6. State College of Arkansas	25	32. Southwestern Louisiana	6
7. Redlands (Calif.)	21	32. Peru State (Neb.)	6
8. Central Washington State	17	32. St. Cloud State (Minn.)	6
9. McMurry (Tex.)	16	32. St. John's (Minn.)	6
9. Westmont (Calif.)	16	39. Oklahoma Christian	5
11. Southern Oregon	14	40. Eastern New Mexico	4
11. Arkansas AM&N	14	40. Adams State (Colo.)	4
13. Whitewater State (Wis.)	12	40. Hillsdale (Mich.)	4
13. Eastern Illinois	12	40. Howard Payne (Tex.)	4
13. Whitworth (Wash.)	12	40. Kansas Wesleyan	4
16. Eastern Washington State	11	45. Mayville State (N.D.)	2 1/3
17. Northwestern (Iowa)	10	46. Kearney State (Neb.)	2
17. Wayne State (Mich.)	10	46. Morningside (Iowa)	2
17. Ottawa (Kan.)	10	46. Manchester (Ind.)	2
17. Graceland (Iowa)	10	46. Linfield (Ore.)	2
17. Taylor (Ind.)	10	46. Colorado College	2
17. Adlephi (N.Y.)	10	46. Huron (S.D.)	2
17. Ferris State (Mich.)	10	46. Jamestown (N.D.)	2
24. La Crosse State (Wis.)	8 1/3	53. Western Illinois	1
24. Lewis & Clark (Ore.)	8 1/3	53. Colorado Mines	1
26. George Fox (Ore.)	8	53. Findlay (Ohio)	1
26. Simon Fraser (B.C. Canada)	8	53. Lock Haven State (Pa.)	1
26. Grambling (La.)	8	53. West Georgia	1
26. Harding (Ark.)	8		

## INDIVIDUAL RESULTS

100-YARD DASH: 1. Oliver Ford, Southern (La.) :09.5; 2. Bernard Austin, Southern (La.) :09.7; 3. Earnest Haynes, Texas A&I :09.7; 4. David Hinojosa, Texas A&I :09.8; 5. Charles Rushing, Redlands (Calif.) :09.9; 6. Nate Krig, State College of Arkansas :09.9. (Earnest Haynes tied NAIA Record of :09.3 in trials).

220-YARD DASH: 1. Oliver Ford, Southern (La.) :20.5; 2. Fred Jackson, State College of Arkansas :20.9; 3. Jim Farmer, Fresno Pacific (Calif.) :21.0; 4. Bernard Austin, Southern (La.) :21.0; 5. Keith Schriber, Linfield (Ore.) :21.1; 6. Charles Rushing, Redlands (Calif.) :21.1.

440-YARD DASH: 1. Frederick Newhouse, Prairie View A&M (Tex.) :46.6; 2. Harold Francis, Arkansas AM&N :46.8; 3. Alvin Dotson, Prairie View A&M (Tex.) :47.2; 4. Ira Gordon, Southern (La.) :47.3; 5. Bob Tyson, Huron (S.D.) :47.7; 6. Moe Jacobs, Findlay (Ohio), :48.2.

0-YARD RUN: 1. Felix Johnson, Prairie View A&M (Tex.) 1:50.3; 2. Cornelius Shoaf, Grambling (La.) 1:52.5; 3. Kenth Andersson, California Western 1:53.0; 4. Bill McDonald, Simon Fraser (B.C. Canada) 1:53.1; 5. Wayne Seiler, Eastern Michigan and Elton Conger, Prairie View A&M (Tex.) 1:53.6 (tie).



INDIVIDUAL RESULTS (Continued)

MILE-RUN: 1. Dennis Savage, Westmont (Calif.) 4:06.8; 2. Jim Crawford, Harding (Ark.) 4:10.0; 3. Arthur Botteriall, Southwestern Louisiana 4:12.6; 4. Ed Wallace Willamette (Ore.) 4:13.5; 5. Mike McDonald, Adams State (Colo.) 4:14.4; 6. Troy Roberts, Western Illinois 4:16.7.

THREE-MILE RUN: 1. David Ellis, Eastern Michigan 13:55.2; 2. Jerry Tighe, Whitworth (Wash.) 14:04.0; 3. Jerry Dirkes, St. Cloud State (Minn.) 14:06.0; 4. Tom Hoffman, Whitewater State (Wis.) 14:11.9; 5. Dennis Savage, Westmont (Calif.) 14:18.2; 6. Robert Montoya, Adams State (Colo.) 14:19.3.

SIX-MILE RUN: 1. David Ellis, Eastern Michigan 30:10.4; 2. Tom Hoffman, Whitewater State (Wis.) 30:22.4; 3. John Craig, St. John's (Minn.) 31:24.8; 4. Harold Sando, Eastern New Mexico 31:49.5; 5. Jack Weyers, Peru State (Neb.) 32:00.5; 6. Robert Montoya, Adams State (Colo.) 32:11.3.

120-YARD HURDLES: 1. Bob Daniels, Texas A&I :13.9; 2. Corey Bouyer, Ferris State (Mich.) :13.9; 3. Jerry Proctor, Redlands (Calif.) :14.1; 4. Tony Sanford, Westmont (Calif.) :14.1; 5. Stan Druckery, La Crosse State (Wis.) :14.1; 6. Charlew Crew, Colorado Mines :14.6.

440-YARD INTERMEDIATE HURDLES: 1. Jessie Ball, Prairie View A&M (Tex.) :51.8; 2. T. C. Minor, Prairie View A&M (Tex.) and Dennis Fast, Tabor (Kan.) :52.0 (tie); 4. Stan Druckery, La Crosse State (Wis.) :52.4; 5. Corey Bouyer, Ferris State (Mich.) :52.5; 6. Jeff Bennett, Oklahoma Christian :52.6.

3000-METER STEEPLECHASE: 1. Phil Captain, Taylor (Ind.) 9:25.6; 2. David Campbell, Eastern Michigan 9:34.7; 3. Terry Kelley, Central Washington State 9:40.9; 4. Richard Akusu, Kansas Wesleyan 9:45.2; 5. Larry Mayse, Eastern Illinois 10:01.0; 6. Sam Ring, Central Washington State 10:03.4.

LONG JUMP: 1. Jerry Proctor, Redlands (Calif.) 25-6 3/4; 2. Fred Fox, McMurry (Tex) 25- 1/2; 3. David Johnston, State College of Arkansas 24-7 1/4; 4. Steve Sellmer, Hillsdale (Mich.) 24-4 1/4; 5. Robert Hutchins, Graceland (Iowa) 24-2 3/4; 6. Dave Walker, Central Washington State 24-2.

TRIPLE JUMP: 1. John Craft, Eastern Illinois 52-2 1/2 (wind aided); 2. Jim Dixon, Southern Oregon 51-11 1/4; 3. William McClellon, Southern (La.) 49-9; 4. David Johnston, State College of Arkansas 48-10 1/2; 5. Jerry Proctor, Redlands (Calif.) 48-8 3/4; 6. Rob Gratz, Manchester (Ind.) 48-7.

HIGH JUMP: 1. Fernando Abugattas, Northwestern (Iowa) 7-1/2 NAIA RECORD; 2. William McClellon, Southern (La.) 6-8; 3. Tim Wright, Lewis & Clark (Ore.) 6-8; 4. Joe Rodan, Mayville (N.D.), Ned Pelman, La Crosse State (Wis.), and Bill Guthrie, Lewis & Clark (Ore.) 6-6 (tie).

POLE VAULT: 1. Curt Hisaw, Eastern Washington State 16-1 1/4 NAIA RECORD; 2. Rick Parris, McMurry (Tex.) 15-8; 3. Dave McDonald, George Fox (Ore.) 15-8; 4. Jeff Bennett, Oklahoma Christian 15-4; 5. Cary Pettit, Morningside (Iowa) 15-0; 6. Steve Ballinger, Manchester (Ind.) 15-0.

SHOT PUT: 1. James Bagby, Prairie View A&M (Tex.) 55-11 3/4; 2. Al Feuerbach, Emporia State (Kan.) 55-6 3/4; 3. Ron Fincard, Northwestern Oklahoma 55-5; 4. Wayne Rathke, Howard Payne (Tex.) 54-8; 5. Bob Hadlock, George Fox (Ore.) 54-2 1/2; 6. Dave Powledge, Eastern Washington State 53 7 3/4.

# INDIVIDUAL RESULTS (Continued)

DISCUS THROW: 1. David Hale, Ottawa (Kan.) 171-5; 2. Mike Mattox, Graceland (Iowa) 171-3; 3. Harland Yriarte, Southern Oregon 163-4; 4. Mike Mulvaney, Peru State (Neb.) 161-3; 5. Al Feuerbach, Emporia State (Kan.) 160-8; 6. James Bagby, Prairie View A&M (Tex.) 160-1.

JAVELIN THROW: 1. Frank Burgasser, Wayne State (Neb.) 242-3; 2. Dick Bedlington, Central Washington State 218-6; 3. Dean Woodson, Emporia State (Kan.) 218-5; 4. Drew Stevick, Whitworth (Wash.) 214-8; 5. Marshall Griffith, Colorado College 214-6; 6. Alan Feerer, Lock Haven State (Pa.) 209-2.

HAMMER THROW: 1. Jack Panzica, Adelphi (N.Y.) 186-3; 2. Garry Lawrence, Emporia State (Kan.) 150-10; 3. John Smiley, Eastern Michigan 143-11; 4. Steve Stocker, Willamette (Ore.) 142-11; 5. Al Feuerbach, Emporia State (Kan.) 139-6; 6. John Grayson, Eastern Michigan 139-3.

440-YARD RELAY: 1. Southern (La.) :40.4 (Robert Collins, Oliver Ford, Bernard Austin, Ira Collins); 2. Texas A&I :40.8; 3. State College of Arkansas :41.0; 4. Prairie View A&M (Tex.) :41.2; 5. Jamestown (N.D.) :41.3; 6. Central Washington State :42.1.

MILE RELAY: 1. Prairie View A&M (Tex.) 3:10.2 (T. C. Minor, Frederick Newhouse, Jesse Ball, Felix Johnson); 2. Southern (La.) 3:11.8; 3. Arkansas AM&N 3:13.0; 4. Simon Fraser (B.C. Canada) 3:16.1; 5. Kearney State (Neb.) 3:17.4; 6. West Georgia 3:17.9.

## NAIA TRACK AND FIELD RECORDS

### 100-YARD DASH

Robert Hayes, Florida A&M, 1961 (heat) and Earnest Haynes, Texas A&I, 1969 (heat)..... :09.3

### 100-METER DASH

Oliver Ford, Southern (La.), 1968..... :10.0

### 220-YARD DASH (One Turn)

James Hines, Texas Southern, 1967..... :20.3

### 200-METER DASH (One Turn)

Bobby Morrow, Abilene Christian (Tex.), 1956..... :20.8

### 440-YARD DASH (Two Turns)

Theron Lewis, Southern (La.), 1966..... :45.2

### 400-METER DASH (Two Turns)

Hal Francis, Arkansas AM&N, 1968..... :45.6

### 880-YARD RUN

George Hunt, Texas Southern, 1966..... 1:48.6

### 800-METER RUN

Earl Goldman, Arkansas AM&N, 1968..... 1:48.6

### ONE-MILE RUN

John Camien, Emporia State (Kan.), 1963..... 4:04.3



FIRST ANNUAL NAIA NATIONAL INVITATIONAL DECATHLON CHAMPIONSHIP

La Playa Stadium  
Santa Barbara, California  
June 13-14, 1969

FINAL INDIVIDUAL RESULTS

	<u>POINTS</u>
1. Jeff Bennett, Oklahoma Christian.....	7551
2. George Pannel, Westmont (Calif.).....	7159
3. Gary Hill, Oklahoma Christian.....	6746
4. Robert Hutchins, Graceland (Iowa).....	6406
5. Ron Jensen, Willamette (Ore.).....	6324
6. Bill McKenna, Lewis & Clark (Ore.).....	6237
7. Harland Yriarte, Southern Oregon.....	6229
8. Mike Riddle, Southern Colorado State.....	6181
9. Jim Holmes, St. John's (Minn.).....	6101
10. Bob Endemano, Claremont-Mudd (Calif.).....	6051
11. Robert Rehberg, Oregon College of Education....	5781
12. Steve Sellmer, Hillsdale (Mich.).....	5390
13. Bob Dagenhardt, Whitewater State (Wis.).....	*

\*NOTE: Bob Dagenhardt, Whitewater State (Wis.) scratched after four events.

JEFF BENNETT'S WINNING MARKS

<u>EVENT</u>	<u>PERFORMANCE</u>	<u>MARK</u>
100 Meter Dash	:11.0	804
Long Jump	:23-1	826
Shot Put	37-8 1/4	564
High Jump	6-3 1/4	779
400-Meter Dash	:48.3	884
110-Meter High Hurdles	:15.3	817
Discus	114-1	579
Pole Vault	15-0 1/2	952
Javelin	176-1 1/2	681
1,500-Meter Run	4:19.3	665

100-METER DASH

<u>PLACE</u>	<u>NAME</u>	<u>MARK</u>	<u>POINTS</u>
1.	Hutchins	10.6	905
2.	Bennett	11.0	804
3.	Pannel	11.0	804
4.	Sellmer	11.0	804
5.	Endemano	11.1	780
6.	Hill	11.1	780
7.	Rehberg	11.2	756
8.	Riddle	11.2	756
9.	Yriarte	11.3	733
10.	McKenna	11.5	687
11.	Holmes	11.6	665
12.	Dengehnardt	11.7	643
13.	Jensen	11.7	643

LONG JUMP

<u>PLACE</u>	<u>NAME</u>	<u>MARK</u>	<u>POINTS</u>
1.	Hutchins	23'3 3/4"	840
2.	Bennett	23'1"	826
3.	Sellmer	22'10"	812
4.	Holmes	22'8"	802
5.	Rehberg	21'10 3/4"	751
6.	Riddle	21'9"	742
7.	Pannel	21'8 3/4"	740
8.	Hill	21'6 3/4"	730
9.	Endemano	20'6 1/2"	662
10.	McKenna	20'5 1/4"	655
11.	Yriarte	19'8"	602
12.	Jensen	19'1 1/4"	577
13.	Degenhardt	17'10 1/4"	477





SHOT PUT

PLACE	NAME	MARK	POINTS
1.	Jensen	50'1 1/2"	803
2.	Yriarte	46'4"	736
3.	Pannel	43'4 1/4"	678
4.	Holmes	41'4 1/2"	640
5.	McKenna	40'1 1/2"	614
6.	Bennett	37'8 1/4"	564
7.	Hill	37'1 3/4"	554
8.	Endemano	36'7 3/4"	543
9.	Riddle	35'11"	528
10.	Degenhardt	34'11 1/4"	508
11.	Rehberg	34'1 1/2"	490
12.	Hutchins	33'10 3/4"	485
13.	Sellmer	32'4 1/4"	450

400-METER DASH

PLACE	NAME	MARK	POINTS
1.	Bennett	48.3	884
2.	Pennal	48.7	866
3.	Hutchins	49.2	842
4.	Riddle	50.1	801
5.	Hill	51.0	762
6.	Sellmer	51.3	749
7.	Endemano	52.1	716
8.	Yriarte	52.3	707
9.	Holmes	52.8	687
10.	McKenna	52.8	687
11.	Jensen	55.5	584
12.	Rehberg	57.2	521

DISCUS

PLACE	NAME	MARK	POINTS
1.	Yriarte	155'2"	824
2.	Jensen	130'7"	685
3.	Pannel	123'10"	640
4.	McKenna	120'7"	620
5.	Holmes	120'7"	620
6.	Hill	120'3"	618
7.	Bennett	114'1"	579
8.	Riddle	107'9"	537
9.	Rehberg	107'3"	534
10.	Sellmer	97'1"	465
11.	Endemano	87'5"	395
12.	Hutchins	87'5"	393

JAVELIN

PLACE	NAME	MARK	POINTS
1.	Holmes	188'7 1/2"	730
2.	McKenna	179'7"	695
3.	Bennett	176'1 1/4"	681
4.	Yriarte	175'8 8/2"	680
5.	Riddle	169'3"	654
6.	Jensen	166'2 3/4"	642
7.	Pannel	164'4 1/2"	634
8.	Endemano	152'10 1/4"	585
9.	Rehberg	148'3 1/4"	566
10.	Hill	142'9 1/2"	543
11.	Hutchins	142'2 1/4"	540
12.	Sellmer	122'7 3/4"	451

HIGH JUMP

PLACE	NAME	MARK	POINTS
1.	Bennett	6'3 1/4"	779
2.	Holmes	6'2 1/4"	751
3.	Hutchins	6'1 1/4"	734
4.	Pannel	6'0 1/4"	707
5.	Hill	5'10 1/4"	662
6.	Jensen	5'10 1/4"	662
7.	McKenna	5'10 1/4"	662
8.	Rehberg	5'10 1/4"	662
9.	Begehnardt	5'8 1/4"	616
10.	Endemano	5'8 1/4"	616
11.	Riddle	5'5 1/4"	550
12.	Yriarte	5'4 1/4"	521
13.	Sellmer	0	1

110-METER HIGH HURDLES

PLACE	NAME	MARK	POINTS
1.	Pannel	14.9	859
2.	Bennett	15.3	817
3.	Hill	15.5	797
4.	Endemano	15.6	787
5.	Rehberg	15.6	787
6.	Jensen	16.4	712
7.	Hutchins	16.5	703
8.	Sellmer	16.8	676
9.	Holmes	17.1	652
10.	Riddle	17.7	605
11.	McKenna	18.4	554
12.	Yriarte	20.0	449

POLE VAULT

PLACE	NAME	MARK	POINTS
1.	Bennett	15'0 1/2"	952
2.	Hill	12'6 1/4"	757
3.	Pannel	12'0 1/4"	717
4.	McKenna	11'2"	644
5.	Hutchins	10'6 1/4"	590
6.	Jensen	10'6 1/4"	590
7.	Rehberg	10'0 3/4"	549
8.	Endemano	9'8 1/2"	516
9.	Yriarte	9'8 1/2"	516
10.	Sellmer	8'7 1/2"	413
11.	Riddle	8'3"	374
12.	Holmes	0	1

1,500-METER RUN

PLACE	NAME	MARK	POINTS
1.	Bennett	4:19.3	665
2.	Riddle	4:23.5	634
3.	Sellmer	4:33.0	569
4.	Holmes	4:35.5	553
5.	Hill	4:37.0	543
6.	Pannel	4:41.8	514
7.	Yriarte	4:50.6	461
8.	Endemano	4:52.3	461
9.	Jensen	4:56.2	429
10.	McKenna	4:58.0	419
11.	Hutchins	5:06.3	374
12.	Rehberg	5:52.4	165



# Prairie View Trackmen Make It Two In A Row

Billings, Mont. —Continuing the pace they set last year, Prairie View A&M (Tex.) captured their second consecutive NAIA outdoor track title at the 18th Annual NAIA championships which were staged at Billings, Montana. However, a suspenseful finish kept the meet's outcome in doubt until the very last event.

As talented as Coach Hoover Wright's Panther's were, the man who was probably as much responsible as anyone for their victory was a Peruvian high jumper from Northwestern (Iowa) —Fernando Abugattas. Going into the final event Prairie View had 69-1/2 points with no entries in the high jump. Southern (La.), who had previously won three team titles, was resting on 60 points and a first place finish in the high jump would have given them the NAIA championship banner by a half-point margin. Jumping for Southern was William McClellon who had cleared 6-10 this year. McClellon responded with a 6-8 effort but it was good only for second place as Abugattas became the second man to clear seven-feet in NAIA meet history with a record setting 7-1/2 jump.

Prior to the thrilling finish, Prairie View had shot to the top position with their outstanding stable of middle-distance runners and weightman James Bagby, who always seems to perform best under pressure, won his shot-put specialty over longtime rival Al Feuerbach of Emporia State with a heave of 55-11 3/4. He also picked up an important point with a sixth place toss in the discus.

The Panther runners performed pretty much according to form. Felix Johnson breezed to the 880-yard tape in 1:50.3. Johnson, who earlier this year had posted the world's fastest time in the 880, also ran a leg on the Panther's victorious mile-relay team.

Prairie View garnered 17 points in the 440-yard hurdles as Jessie Ball took first in :51.8 and T.C. Minor tied for second. The 440-yard dash also gave the Panthers 16-points on Fred Newhouse's first place and Al Dotson's third.

An opening morning crowd of 1,700 on Friday, was treated to a record tying :09.3 performance in the 100-yard dash prelims by Earnest Haynes of Texas A & I. The :09.3



Some of the nation's top sprinters pose on the victory stand after the finals of the 100-yard dash at the NAIA Track and Field Championships in Billings. The winner was Oliver Ford, Southern (La.) who also captured the 220 and was voted the meet's Outstanding Athlete. Others shown from left to right are Bernard Austin, Southern; Earnest Haynes, Texas A&I (who tied Robert Hayes' :09.3 record in the prelims.); David Hinojosa, Texas A&I; Charles Rushing, Redlands; and Nate Krig, State College of Arkansas.

clocking tied the meet record set by Olympic gold medalist Bob Haynes in 1961.

During the Friday evening session the Billings' fans proved to be stout track buffs as a sudden thunderstorm fell on the 2,100 spectators. The covered stands proved a welcome addition as the fans stayed and were treated to a remarkable display of efficiency by meet director Jim Dutcher and his fine crew. The track was swept, cleared and ready to go shortly after the 40-minute cloudburst ended.

The Saturday crowd swelled the total attendance to 6,200 spectators and they were treated to an outstand-

ing track show. John Craft, Eastern Illinois, got off a wind-aided 52-2 1/2 triple jump —one of the best marks in the United States this season.

Excellence continued in the field events as Curt Hisaw, Eastern Washington State, soared to a height of 16-1 1/4 in the pole vault. Hisaw bettered the old NAIA record of 16-1/4 set by Larry Ashley, Northeast Louisiana State, and William Barrett, Eastern Michigan, in 1968. The only other record set in the meet was Abugattas' high-jump mark of 7-1/2. Oliver Ford, Southern (La.), won both the 100-yard dash (:09.5) and 220 (:20.5) and ran a leg on

(Continued on next page)

## TEAM STANDINGS

1. Prairie View A & M (Tex.)	69 1/2	Willamette (Ore.)	8
2. Southern (La.)	68	31. Tabor (Kan.)	6
3. Eastern Michigan	36 1/2	32. Northwestern Oklahoma State	6
4. Texas A & I	28	Fresno Pacific (Calif.)	6
5. Emporia State (Kan.)	26	California Western	6
6. State College of Arkansas	25	Southwestern Louisiana	6
7. Redlands (Calif.)	21	Peru State (Neb.)	6
8. Central Washington State	17	St. Cloud State (Minn.)	6
9. McMurry (Tex.)	16	St. John's (Minn.)	6
10. Westmont (Calif.)	16	39. Oklahoma Christian	5
11. Southern Oregon	14	40. Eastern New Mexico	4
Arkansas A & M & N	14	Adams State (Colo.)	4
13. Whitewater State (Wis.)	12	Hillsdale (Mich.)	4
Eastern Illinois	12	Howard Payne (Tex.)	4
Whitworth (Wash.)	12	Kansas Wesleyan	4
16. Eastern Washington State	11	45. Mayville State (N.D.)	2 1/3
17. Northwestern (Iowa)	10	46. Kearney State (Neb.)	2
Wayne State (Neb.)	10	Morningside (Iowa)	2
Ferris State (Mich.)	10	Manchester (Ind.P)	2
Ottawa (Kan.)	10	Linfield (Ore.)	2
Graceland (Iowa)	10	Colorado College	2
Taylor (Ind.)	10	Huron (S.D.)	2
Adelphi (N.Y.)	10	Jamestown (N.D.)	2
24. La Crosse State (Wis.)	8 1/3	53. Western Illinois	1
Lewis & Clark (Ore.)	8 1/3	Colorado Mines	1
26. George Fox (Ore.)	8	Findlay (Ohio)	1
Simon Fraser (B.C. Can.)	8	Lock Haven State (Pa.)	1
Grambling (La.)	8	West Georgia	1
Harding (Ark.)	8		



(Continued from previous page)

Off tournament and served as team manager of the NAIA All-Star Basketball team which toured South America in 1959.

Allan McCall, junior catcher from Pomona (Calif.) College, received the 1969 Gene Waldron Memorial Scholarship Award at the banquet. The scholarship award commemorating the late Gene Wadron, St. Joseph, Missouri Pepsi-Cola bottler and chairman of the 1963 NAIA Baseball tournament, is presented annually to a junior baseball player who excels in scholarship, leadership, and playing ability.

McCall, who plans to go to Harvard Medical School after graduation, is an A-minus student majoring in pre-med and zoology at Pomona College. As a catcher on Pomona's baseball team he batted .337 and .318 for the past two seasons and was named his team's Most Valuable player those two years. In addition, McCall is the placekicker on Pomona's football team having booted nine field goals during the 1968 season.

The NAIA Award of Merit was presented to Richard Optican of St. Joseph for his contributions to the NAIA baseball program. Optican was a member of the original committee which brought the tournament to St. Joseph in 1962 and each year the Optican Jewelry Co. presents an engraved watch to the tournament's Most Valuable Player.

#### 1969 NAIA AREA BASEBALL COACHES OF THE YEAR

Area I  
John Lewis, Willamette (Ore.)



Steve Barber (center), La Verne (Calif.) pitcher, was voted the Most Valuable Player in the 1969 NAIA Baseball championships. Here he is presented an engraved watch donated by Richard Optican (right) and the Optican Jewelry Co. of St. Joseph. At the left is Gordon Gillespie, baseball coach at Lewis (Ill.) and President of the NAIA Baseball Coaches' Assn.

Area II  
Tom Hamilton, St. Edwards (Tex.)

Area III  
Dr. Joe Record, Phillips (Okla.)

Area IV  
Fred Flook, William Jewell (Mo.)

Area V  
Tommy Thomas, Valdosta State (Ga.)

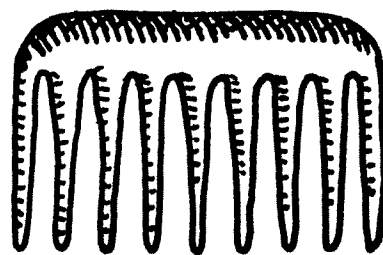
Area VI  
Robert Smith, Greenville (Ill.)

Area VII  
Dr. Frank Lovrich, Appalachian State (N.C.)

Area VIII  
Owen Dougherty, Indiana (Pa.)



The 1969 NAIA Baseball Coach of the Year as voted by his fellow coaches was Bob Smith of Greenville (Ill.) College. Smith in the center receives his plaque from A. O. Duer, NAIA Executive Secretary. On the left is John Strahl, Director of Athletics at Greenville and a member of the NAIA Executive Committee.




**LET THIS PART  
YOUR HAIR...**



**NOT THIS!**

**WEAR AN**



**PROTECTIVE  
BATTING CAP**

**AMERICAN BASEBALL CAP**

MEDIA, PENNSYLVANIA





## U.S. College All-Star Basketball Team Scores Impressive Victories On European Tour

Register another triumph for U.S. basketball in its international relations. The U. S. College All-Stars, made up of players from small educational institutions in the West, played nine games on its tour of Czechoslovakia during the Summer and came home with eight victories.

The one setback encountered by the collegians was at the hands of the Slavia Prague quintet, an 83-80 overtime affair. However, the American youngsters more than made up for their lone defeat by vanquishing Slavia Prague in the two other games with that team.

Bob Guy of Lakeland College in Sheboygan, Wis., smallest and lightest member of the 13-man squad from 12 different schools, led the U.S. scorers. The 5-9, 170 pound guard netted 175 points for a 19.4 average for the nine games. Following him were a pair of 6-5 forwards—Jesse Price, Millikin (Ill.), with a 17.5 average and Jack Gebler, St. Norbert, (Wis.) 14.5.

"The trip was a huge success," according to Duane A. (Moose) Woltzen, Lakeland College director of athletics who served as head coach. "The hospitality was outstanding and our fellows represented the U.S. in a fine fashion."

Loren Tiede of Lakeland and Ken Wiltgen of St. Mary's College aided

Woltzen in their roles as assistant mentors. Many of the players were strongly in favor of repeating the visit in 1970. One of the Czech teams, Slavia Bratislava, which bowed to the Westerners by 83-74, told Woltzen that they would like very much to visit the U.S. next year and asked if he would urge the Amateur Athletic Union to arrange such a trip either through its clubs or an NAIA Conference.

Team members included:

Forwards: Jack Gelber, St. Norbert; Ken Ver Gowe, Oshkosh State; Jesse Price, Millikin; Dave Poll, Northern Montana; Howard Wilkins, Lea College; Doug Benson, Bay De Noc.

Centers: Mike Hughes, Stevens Point; Waymon Stewart, Lakeland.

Guards: Robert Guy, Lakeland; Dan Tetzer, Eastern Montana; Virgil Algee, Mount St. Paul; Bob Soucek, St. Mary's, Nick Perrine, Parkside.

Results of the tour were as follows:

Site	Opponent	USA	Opp.
Kosice	Eastern Slovakia All-Stars	81	72
Kosice	University of Kosice	78	68
Roznava	University of Kosice	87	62
Prague	Slavia Prague	87	79
Roudnice	Slavia Prague	80	83*
Podebrady	Slavia Prague	82	76
Bratislava	Slavia Bratislava	83	74
Handlova	Banik Handlova	75	66
Havirov	Havirov-Ostrava All-Stars	84	75

## NAIA Athletes Make Foreign Tours Under USCSC Programs

Several NAIA athletes were able to make foreign tours this summer through programs sponsored by the United States Collegiate Sports Council of which the NAIA is a charter member.

Five NAIA basketball players participated in a five-week tour which took them to Czechoslovakia, Morocco, Austria, Belgium and Poland this summer. Members of the team included Greg Hyder, Eastern New Mexico; George Johnson, Stephen F. Austin (Tex.); Dan Davis, Henderson State (Ark.); and Kenny Davis, Georgetown (Ky.). The head coach was Jim Gudger, of East Texas State who coached the NAIA's teams which won the last United State's Pan American and Olympic trials tournaments.

John Ellas, Northwestern Louisiana State, was one of five collegiate men's gymnasts, selected for a seven-week tour of the Near East. The tour, sponsored by the U. S. Department of State, covered Yugoslavia, Lebanon, Jordan and Cyprus. Ron Oertley, gymnastics coach at Georgia Southern, was named team manager.

## Alliance Rules Make Important Football Changes

The National Alliance Football Rules committee recently adopted a rule change allowing a team the option on the point after touchdown with one point for a kick and two for a pass or run.

In making the change from a previous rule allowing only one point after a touchdown, the Rules committee decided that the ball will be placed on the 3-yard line for the try, and that the goal posts should be 23 feet, 4 inches apart. The wider goal posts will be optional for two years and mandatory beginning in 1971.

The committee also decided to limit cleat lengths to one-half inch beginning in 1969; penalize 15 yards for intentionally throwing or kicking the ball from the playing area after a touchdown; and allow the punt as a free kick after a safety.

The Alliance rules are followed by the NAIA, the National Junior College association as well as most of the nation's high schools.

These rules will be in effect for the 1969 NAIA Champion Bowl and Play-off games.



For every NAIA award given on the national level, there are many more teams and players honored at NAIA District and Area championships. Here Taylor (Ind.) receives their trophy after capturing the Area VI baseball title to advance to the National finals. Bob Smith (right) of Greenville (Ill.) and Area VI baseball chairman presents the trophy to Taylor captains Randy Mohler and Tony Garton.

the Jaguars' winning 440-yard relay team to earn the meet's Outstanding Athletic award. This marks the second straight year Ford has received this honor. Last year Ford tied the world record for the 100-meter dash with a 10:0 clocking at Albuquerque. Besides Ford, the only other double winner was Eastern Michigan's David Ellis, who easily outdistanced the fields in both the three and six-mile runs.

**TRACK MEET NOTES...** At the NAIA Track Coaches' Association meeting Pat O'Brien was unanimously elected President of the Track Coaches for another year... First Vice-President will be Bob Tracy, St. Cloud State (currently on sabbatical leave), and Roger Huffman, Dickinson State (N. D.) was named Second Vice-President. Hoover Wright, Prairie View A & M was elected Secretary-Treasurer for the coming year... The track coaches have recommended that indoor track be separated from outdoor track for eligibility purposes. They also recommended that the meet return to Billings in 1970 with June 5 & 6 set as the dates... The outstanding organization of this year's meet was due to the efforts of several organizations in Billings under the coordination of Frank Spechalske, athletic director at Eastern Montana and meet director Jim Dutcher. The sponsoring groups included the Midland Empire Round Table, Billings Senior and Junior Chambers of Commerce, and the Eastern Montana University Century Club and E-Club... The Honorary Referee for the NAIA's 1969 Track meet was Jim Emmerich, former track coach at South Dakota State College and a longtime friend of NAIA.

#### INDIVIDUAL RESULTS

**100-YARD DASH:** 1. Oliver Ford, Southern (La.) :09.5; 2. Bernard Austin, Southern (La.) :09.7; 3. Earnest Haynes, Texas A & I :09.7; 4. David Hinojosa, Texas A & I :09.8; 5. Charles Rushing, Redlands (Calif.) :09.9; 6. Nate Krig, State College of Arkansas :09.9. (Earnest Haynes tied NAIA Record of :09.3 in trials).

**220-YARD DASH:** 1. Oliver Ford, Southern (La.) :20.5; 2. Fred Jackson, State College of Arkansas :20.9; 3. Jim Farmer, Fresno Pacific (Calif.) :21.0; 4. Bernard Austin, Southern (La.) :21.0; 5. Keith Schriber, Linfield (Ore.) :21.1; 6. Charles Rushing, Redlands (Calif.) :21.1.

**440-YARD DASH:** 1. Frederick Newhouse, Prairie View A & M (Tex.) :46.6; 2. Harold Francis, Arkansas AM & N :46.8; 3. Alvin Dotson, Prairie View A & M (Tex.) :47.2; 4. Ira Gordon, Southern (La.) :47.3; 5. Bob Tyson, Huron (S.D.) :47.7; 6. Moe Jacobs, Findlay (Ohio) :48.2.



**RECORD SETTER...** Curt Hisaw, Eastern Washington State, is all smiles after he won the pole vault with a leap of 16-1 1/4 — a new NAIA meet record.

**880-YARD RUN:** 1. Felix Johnson, Prairie View A & M (Tex.) 1:50.3; 2. Cornelius Shoaf, Grambling (La.) 1:52.2; 3. Keneth Andersson, California Western 1:53.0; 4. Bill McDonald, Simon Fraser (B.C. Can.) 1:53.1; 5. Wayne Seiler, Eastern Michigan and Elton Conger, Prairie View A & M (Tex.) 1:53.6 (tie).

**MILE RUN:** 1. Dennis Savage, Westmont (Calif.) 4:06.8; 2. Jim Crawford, Harding (Ark.) 4:10.0; 3. Arthur Botterill, Southwestern Louisiana 4:12.6; 4. Ed Wallace, Willamette (Ore.) 4:13.5; 5. Mike McDonald, Adams State (Colo.) 4:14.4; 6. Troy Roberts, Western Illinois 4:16.7.

**THREE-MILE RUN:** 1. David Ellis, Eastern Michigan 13:55.2; 2. Jerry Tighe, Whitworth (Wash.) 14:04.0; 3. Jerry Dirkes, St. Cloud St. (Minn.) 14:06.0; 4. Tom Hoffman, Whitewater State (Wis.) 14:11.9; 5. Dennis Savage, Westmont (Calif.) 14:18.2; 6. Robert Montoya, Adams State (Colo.) 14:19.3.

**SIX-MILE RUN:** 1. David Ellis, Eastern Michigan 30:10.4; 2. Tom Hoffman, Whitewater St. (Wis.) 30:22.4; 3. John Craig, St. John's (Minn.) 31:24.8; 4. Harold Sando, Eastern New Mexico 31:49.5; 5. Jack Weyers, Peru State (Neb.) 32:00.5; 6. Robert Montoya, Adams St. (Colo.) 32:11.3.

**120-YARD HURDLES:** 1. Bob Daniels, Texas A & I :13.9; 2. Corey Bouyer, Ferris State (Mich.) :13.9; 3. Jerry Proctor, Redlands (Calif.) :14.1; 4. Tony Sanford, Westmont (Calif.) :14.1; 5. Stan Druckrey, La Crosse State (Wis.) :14.1; 6. Charles Crew, Colorado Mines :14.6.

**440-YARD INTERMEDIATE HURDLES:** 1. Jessie Ball, Prairie View A & M (Tex.) :51.8; 2. T.C. Minor, Prairie View A & M (Tex.) and Dennis Fast, Tabor (Kan.) :52.0 (tie); 4. Stan Druckrey, La Crosse State (Wis.) :52.4; 5. Corey Bouyer, Ferris State (Mich.) :52.5; 6. Jeff Bennett, Oklahoma Christian :52.6.

**3000-METER STEEPLECHASE:** 1. Phil Captain, Taylor (Ind.) 9:25.6; 2. David Campbell, Eastern Michigan 9:34.7; 3. Terry Kelley, Central Washington State 9:40.8; 4. Richard Akusu, Kansas Wesleyan 9:45.2; 5. Larry Mayse, Eastern Illinois 10:01.0; 6. Sam Ring, Central Washington State 10:03.4.

**LONG JUMP:** 1. Jerry Proctor, Redlands (Calif.) 25-6 3/4; 2. Fred Fox, McMurry (Tex.) 25-1 1/2; 3. David Johnston, St. Col. of Ark. 24-7 1/4; 4. Steve Sellmer, Hillsdale (Mich.) 24-4 1/4; 5. Robert Hutchins, Graceland (Iowa) 24-2 3/4; 6. Dave Walker, Central Wash. St. 24-2.

**TRIPLE JUMP:** 1. John Craft, Eastern Illinois 52-2 1/2 (wind aided); 2. Jim Dixon, Southern Oregon 51-11 1/4; 3. William McClellon, Southern (La.) 49-9; 4. David Johnston, St. Col. of Arkansas 48-10 1/2; 5. Jerry Proctor, Redlands (Calif.) 48-8 3/4; 6. Rob Gratz, Manchester (Ind.) 48-7.

**HIGH JUMP:** 1. Fernando Abugattas, Northwestern (Iowa) 7-1 1/2 (NAIA RECORD); 2. William McClellon, Southern (La.) 6-8; 3. Tim Wright, Lewis & Clark (Ore.) 6-8; 4. Joe Roden, Mayville (N.D.), Ned Pelman, LaCrosse St. (Wis.) and Bill Guthrie, Lewis & Clark (Ore.) 6-6 (tie).

**POLE VAULT:** 1. Curt Hisaw, Eastern Wash. State 16-1 1/4 (NAIA RECORD); 2. Rick Parris, McMurray (Tex.) 15-8; 3. Dave McDon 15-8; 4. Jeff Benne 5. Gary Pettit, Morningside (Iowa) 15-0; 6. Steve Ballinger, Manchester (Ind.) 15-0.

**SHOT-PUT:** 1. James Bagsby, Prairie View A & M (Tex.) 55-11 3/4; 2. Al Feuerbach, Emporia State (Kan.) 55-6 3/4; 3. Ron Pincard, Northwestern Okla. 55-5; 4. Wayne Rathke, Howard Payne (Tex.) 54-8; 5. Bob Hadlock, George Fox (Ore.) 54-2 1/2; 6. Dave Powledge, Eastern Wash. 53-7 3/4.

**DISCUS THROW:** 1. David Hale, Ottawa (Kan.) 171-5; 2. Mike Mattox, Graceland (Iowa) 171-3; 3. Harland Yriarte, Southern Ore. 163-4; 4. Mike Mulvaney, Peru St. (Neb.) 161-3; 5. Al Feuerbach, Emporia St. (Kan.) 160-8; 6. James Bagby, Prairie View A & M (Tex.) 160-1.

**JAVELIN THROW:** 1. Frank Burgasser, Wayne State (Neb.) 242-3; 2. Dick Bedlinton, Central Wash. St. 218-6; 3. Dean Woodson, Emporia St. (Kan.) 218-5; 5. Marshall Griffith, Colorado College 214-6; 6. Alan Feerer, Lock Haven State (Pa.) 209-2.

**HAMMER THROW:** 1. Jack Panzica, Adelphi (N.Y.) 186-3; 2. Garry Lawrence, Emporia St. (Kan.) 150-10; 3. John Smiley, Eastern Mich. 143-11; Steve Stocker, Willamette (Ore.) 142-11; 5. Al Feuerbach, Emporia St. (Kan.) 139-6; 6. John Grayson, Eastern Michigan 139-3.


**440-YARD RELAY:** 1. Southern (La.) :40.4 (Robert Collins, Oliver Ford, Bernard Austin, Ira Gordon); 2. Texas A & I :40.8; 3. St. Col. of Ark. :41.0; 4. Prairie View A & M (Tex.) :41.2; 5. Jamestown (N. D.) :41.3; 6. Central Washington State :42.1.

**MILE RELAY:** 1. Prairie View A & M (Tex.) 3:10.2 (T. C. Minor, Frederick Newhouse, Jesse Ball, Felix Johnson); 2. Southern (La.) 3:22.8; 3. A. Simon Fraser (B. C. Can.) 3:16.1; 5. Kearney St. (Neb.) 3:17.4; 6. West Georgia 3:17.9.

#### •MEDALS

#### •TROPHIES

#### •PLAQUES



#### DISTINGUISHED AWARDS

Since 1927

Special Discounts  
to NAIA Members

**SOUTHERN CALIFORNIA  
TROPHY CO., INC.**

**858 SO. FIGUEROA STREET  
LOS ANGELES, CALIF. 90017**

Phone (Area Code 213) 623-3166



# Redlands Continues To Dominate NAIA Tennis

The 1969 NAIA National Tennis Tournament proved to be the biggest of them all as 144 netmen representing 37 colleges and universities battled for individual and team honors at the Rockhill Tennis club in Kansas City, June 9-14.

The University of Redlands (Calif.) continued its hold on NAIA tennis by winning its fourth consecutive national championship. The Bulldogs were paced once again by the outstanding play of Doug Verdieck who became the first player in NAIA tennis history to win three singles championships. Only a junior, Verdieck will return in 1970 to attempt an unprecedented four year sweep of the singles crown.

Randy Verdieck, a Redlands freshman and younger brother of Doug, completed the brother act for Coach Jim Verdieck's Bulldogs by sweeping into the singles finals only to lose to brother Doug, 6-4, 6-3. Coach Jim Verdieck is the father of the talented pair.

The 18th Annual NAIA net tournament also featured another brother combination — this one from the Eastern seaboard. The Amayas—George and Jim— from Presbyterian



The "brothers four" line up with the NAIA doubles championship trophy after their championship match had been rained out. On the left are Randy and Doug Verdieck of Redlands and on the right are George and Jim Amaya of Presbyterian (S.C.). The two sets of brothers were declared co-champions. Doug Verdieck defeated his brother Randy, 6-4, 6-3 for the NAIA singles championship — his third in a row.

(S.C.) made the Blues' appearance in the nationals a smashing success as they led their team to a third place finish. George, only 5'8" but extremely quick, gave Doug Verdieck his toughest match in his three year reign in the semifinals only to fall by scores of 6-4, 4-6, 9-7.

The appearance of 13 six-man teams and the ensuing closely fought early round matches gave evidence of the continuing rise of more competitive collegiate tennis throughout NAIA across the country.

Jim Verdieck, tennis coach at Redlands (Calif.) was elected President of the NAIA Tennis Coaches Association in Kansas City this June. Verdieck, who succeeds Jim Jones of Appalachian State (N.C.) will serve for a one year term. Jerry Aillery, Southeastern Massachusetts Tech, was elected Vice-President and Jim Davies, Oskosh State (Wis.) will be Secretary for the 1969-70 year.



Dr. M. C. Cunningham (left), Past President of NAIA, presents the NAIA Award of Merit to Wayne Edris, Director of Housing and the University Center at the University of Missouri at Kansas City. The Award of Merit was presented in recognition of the efforts of Mr. Edris and UMKC in housing and hosting the banquet for the NAIA Tennis Tournament for the past eight years.

## 1969 NAIA ALL-AMERICA TENNIS TEAM

George Amaya, Presbyterian (S.C.)  
 Jim Amaya, Presbyterian (S.C.)  
 Don Brosseau, Claremont-Mudd (Calif.)  
 David Bryant, Southeastern Okla. State  
 Paul Jamison, Redlands (Calif.)  
 David Koehn, Oshkosh State (Wis.)  
 Phil Mehlin, Little Rock (Ark.)  
 Roby Scott, Claremont-Mudd (Calif.)  
 Doug Verdieck, Redlands (Calif.)  
 Randy Verdieck, Redlands (Calif.)  
 James Wadley, Southeastern Okla. State

George Amaya and his brother Jim then teamed to advance to the doubles final opposite the Verdieck tandem only to see a day-long rain on the tourney's final day force cancellation of the match. For the second time in NAIA history, co-champions were declared in doubles.

Although Redlands won the team championship by a wide margin, the competition for the next four positions was hotly contested. Southeastern Oklahoma State took runner-up honors for the second year in a row, marking the fifth consecutive tournament the Savages have cracked the top four in the national tournament. Presbyterian edged Claremont-Mudd (Calif.) for third place by one point.

The 1969 event was the first in which individual and team championships qualified through district playoffs for berths in the national finals.

## TEAM SCORING

1. Redlands (Calif.)	43
2. Southeastern Oklahoma State	32
3. Presbyterian (S.C.)	23
4. Claremont-Harvey Mudd (Calif.)	22
5. East Texas State	21
6. Oshkosh State (Wis.)	20
7. St. Cloud State (Minn.)	13
8. Whitworth (Wash.)	11
9. Little Rock (Ark.)	10
10. Appalachian State (N.C.)	8
Eastern New Mexico	8
12. Cedarville (Ohio)	7
Aquinas (Mich.)	7
14. Prairie View A & M (Tex.)	6
Lynchburg (Va.)	6
Southern Oregon	6
17. Texas Southern	5
Western Illinois	5
Harding (Ark.)	5
20. Alabama College	4
Georgia Southern	4
Taylor (Ind.)	4
23. Southeastern Massachusetts	3
Newark College of Engineering	3
25. Emporia State (Kan.)	2
Hamline (Minn.)	2
Kearney State (Neb.)	2
South Dakota Tech	2
Edinboro State (Pa.)	2
Rutgers (Newark, N.J.)	2
31. Eastern Michigan	1



Event	1st	Sch	2nd	Sch	3rd	Sch	4th	Sch	5th	Sch	Time or Distance
440 Yd. Relay	Home, Friar, Kahler	SOC	McDonald, Dargatzis, Dargatzis, Dargatzis	44.9	Kickapoo, Dargatzis, Dargatzis, Dargatzis	45.6	Silver, Taylor, Taylor, Taylor	45.8	Larry	OT1	43.6
Mile Run	Arnold	SOC	Ron	4:22.8	Greg	4:25.6	Mike	4:28.7	Larry		4:16.9
440 Yd. Dash	Don	SOC	Bob	51.3	Tom	51.4	Rich	51.5	John		50.0
100 Yd. Dash	Bruce	SOC	Dick	10.0	Pet	10.0	Jim	10.1	Jim		9.9
High Hurdles	Steve	OT1	Jim	15.0	Doug	15.3	Stan	15.6	Jack		14.8
880 Yd. Run	Bruce	SOC	Vic	1:59.3	Darkentin		Jim	2:01.8	Colin		1:54.0
220 Yd. Dash	Don	SOC	Bick	22.4	Pat	22.3	Tom	22.5	Bob		22.1
440 Inter. Hurdles	Steve	OT1	Randy	56.7	Bill	58.0	Stan	58.1	Dean		55.0
3 Mile	Arnold	SOC	Don	5:23.0	Davidson	5:28.4	Larry	5:42.3	Lynn		5:47.9
Shot Put	Bob	SOC	Don	50.5	Paul	48.8	Dave	47.6	Larry		53.1
Javelin	Doug	SOC	Dennis	43.9	Richard	47.1	Larry	47.2	Jim		49.4
High Jump	Bill	SOC	Dave	5.6	Don	5.10	Mike	5.10	Jim		6.6
Long Jump	Jim	SOC	Don	21.4	Jim	21.1	Bill	21.0	Jim		23.2
Discus	Harland	SOC	Mike	60.9	Don	48.9	Paul	43.0	Fred		163.6
Pole Vault	Dave	SOC	Reed	4.2	Gene	3.8	Mark	3.6	John		15.1
Triple Jump	Jim	SOC	Rehberg	44.5	Dan	43.8	Jim	43.6	John		47.1
Mile Relay	Dixon	SOC	Rehberg	3:26.7	Davis	3:31.7	Sherry	42.8	Holden		3:24.0



# 1969 Oregon Collegiate Conference Championship Track and Field

	Discus	Long Jump	440 Yards	1 Mile Run	High Hurdles	440 Dash	100 Dash	Shot Put	880 Run	1 Mile Hurdles	220 Dash	Pole Vault	3 Mile	High Jump	Sauvial	1 Mile Relay	Triple Jump	Total Pts.
Oregon College of Educ.	3	9	4	10	1	3	7	2	13	5	2	0	6	10½	6	4	7	98½
Southern Oregon College	12	6	6	3	3	9	9	3	2	2	13	7	3	5	0	6	7	96
Oregon Tech. Instit.	0	1	2	0	6	0	0	4	1	6	0	0	0	0	0	1	3	26
Eastern Oregon College	1	0	3	3	0	4	0	1	0	3	1	2	3	½	6	0	0	27½
George Fox College	0	0	0	0	0	0	0	6	0	0	0	6	4	0	3	0	0	19

Scoring 1st 6 2nd 4 3rd 2 4th 1 5th 1



# 1969 Oregon Collegiate Conference Championship Track and Field

	Discus	Long Jump	440 Relay	Mile Run	High Hurdles	440 Dash	100 Dash	Shot Put	880 Run	1600 Hurdles	220 Dash	Pole Vault H	3 Mile	High Jump	Savelin	Mile Relay	Triple Jump	Total Pts.
Oregon College of Educ.	3	9	4	10	1	3	7	2	13	5	2	0	6	10 1/2	6	4	7	98 1/2
Southern Oregon College	12	18	24	27	30	39	48	51	53	55	68	75	78	83	83	89	96	96
Oregon Tech. Instit.	0	1	2	0	6	0	0	4	1	6	0	0	0	0	0	1	3	2
Eastern Oregon College	1	0	3	3	0	4	0	1	0	3	1	2	3	1/2	6	0	0	27 1/2
George Fox College	0	0	0	0	0	0	0	6	0	0	0	6	4	0	3	0	0	19

Scoring 1st 6 2nd 4 3rd 2 4th 1 5th 1



Event	1 <sup>st</sup>	Sch	2 <sup>nd</sup>	Sch	3 <sup>rd</sup>	Sch	4 <sup>th</sup>	Sch	5 <sup>th</sup>	Sch	Time or Distance
440 Yd. Relay	Howe, Priante Kahler Orr	SOC	Kehloberg Dokkens Wagner	44.4 OC	Richardson Davidson Gardner Johnson	45.6 EOC	Siva Taylor McFarland Meyer	45.8 OT1	Larry	4:25.8	43.6
Mile Run	Arnold Powell	OC	Ron Byrne	4:22.4 OC	Greg Lutz	4:25.6 EOC	Mike Oft	4:28.1 SOC	Thomas	4:28.8	4:16.9
440 Yd. Dash	Don Kahler	SOC	Bob Johnson	51.3 EOC	Tom Wangler	51.4 OC	Rich Williams	51.5 SOC	John Blomberg	51.7 SOC	50.0
100 Yd. Dash	Bruce Winter	OC	Dick Orr	10.0 SOC	Pat Howe	10.0 SOC	Jim Dixon	10.1 SOC	Jim Rehberg	10.3 OC	9.9
High Hurdles	Steve Vetter	OT1	Jim Rehberg	15.0 OC	Doug Darkentin	15.3 OC	Stan Shoan	15.10 SOC	Jack Nethuang	15.8 SOC	14.8
880 Yd. Run	Bruce Nogel	OC	Vic Castel Schroder	1:59.3 OC			Jim Jacobs	2:01.8 SOC	Colin Pope	2:01.8 OT1	1:54.0
220 Yd. Dash	Don Kahler	SOC	Dick Orr	22.4 SOC	Pat Howe	22.3 SOC	Tom Wangler	22.5 OC	Bob Johnson	22.6 SOC	22.1
440 Inter. Hurdles	Steve Netter	OT1	Randy Denley	56.7 OC	Bill Davidson	58.0 EOC	Stan Shoan	58.1 SOC	Dean Nichols	58.2 OC	55.0
Three Mile	Arnold Powell	OC	John Thomas	15:23.0 GFC	Lon Hinde	15:28.4 EOC	Larry Thomas	15:42.3 SOC	Lynn Thomas	15:44.4 SOC	14:47.9
Shot Put	Bob Hedlock	GFC	Don Silva	50.53 OT1	Paul Oswald	48.8 SOC	Dave Paul	47.6 OC	Larry Denson	47.6 EOC	53' 11
Javelin	Doug Darkentin	OC	Dennis McMillan	93.9 EOC	Richard O'Brien	107.1 GFC	Larry Hunt	178.2 SOC	Jim Storv	176.0 OT1	199' 4
High Jump	Bill Shogers	OC	Dave Martin	6.6 OC	Ron Mailard	5' 10 SOC	Mike Gilmore	5' 10 SOC	Jim McDonald	5' 8 EOC	6' 6
Long Jump	Jim Dixon	SOC	Dan Davis	22' 4.4 OC	Jim Rehberg	21' 11.2 OC	Bill Shogers	21' 10.2 OC	Jim Storv	21' 9 OT1	23' 1/2
Discus	Harland Yriarte	SOC	Mike Gilmore	160.9 SOC	Dan Carpen	148.9 OC	Paul Oswald	143.0 SOC	Fred Bell	141.8 EOC	162' 6
Pole Vault	Dave McDonald	GFC	Reed Gurney	14' 1/2 SOC	Gene Thomas	13.8 SOC	Mark Halverson	12.6 EOC			15' 2 3/4'
Triple Jump	Jim Dixon	SOC	Jim Rehberg	44' 5 OC	Dan Davis	43.8 OC	Jim Storv	43.6 OT1	Soily Holden	42' 8.3 SOC	47' 3 1/4
Mile Relay	Blomberg Williams Orr Kahler	SOC	Castel Meyer Nogel	3:26.7 OC	Lynch Lindsey Pogner	3:39.7 OT1					3:24.0



1968 Oregon Collegiate Conference Championship  
Track and Field

(for running score - write in events as announced)

SOUTHERN OREGON	13	13																TOTAL POINTS
OREGON COLLEGE	13	13																
	5	7																
	5	12																
OREGON TECH	0	3																
	0	3																
EASTERN OREGON	0	0																
	0	0																
GEORGE FOX	1	9																
	1	10																
	Discus	TRJ-Jump																

Scoring: 1st-8, 2nd-5, 3rd-3, 4th-2, 5th-1.

## 12

[illegible]



OREGON CC CHAMPIONSHIP MEET  
TRACK RECORDS

*Rec. Winter  
1969-70*

Track Record through 1969

100	Doyle Branson- Southern Oregon	9.5	1961
220	Harold Strong- Portland State	21.3	1964
440	Don McCartney- Portland State		1963
	Dan Kahler - Southern Oregon	50.0	1969
880	Bruce Vogel - Oregon College	1:54.0	1969
Mile	Arnold Powell- Oregon College	4:16.9	1969
3 Mile	Arnold Powell- Oregon College	14:47.9	1969
High Hurdles	Dave Driskell- Southern Oregon	14.6	1969
Low Hurdles	Lewis Thorne - Eastern Oregon	24.5	1961
440 yd Int Hurdles	Bill White - Southern Oregon	53.7	1965
High Jump	Ron Maillard - Southern Oregon	6'7"	1968
Pole Vault	Dave McDonald- George Fox	15'2 3/4"	1969
Long Jump	Hames Dixson - Southern Oregon	23'1/2"	1969
Triple Jump	Cal Ferguson - George Fox	47'11"	1968
Shot Put	Den Patera - Portland State	55'2"	1963
Discus	Harlan Yriarte- Southern Oregon	163'3"	1968
Javelin	Steve Curtis - Portland State	226'4 1/2"	1963
440 Relay	Southern Oregon (Rodriquez, Silverstone, Sloan, White)	43.2	1965
Mile Relay	Southern Oregon (Blomberg, Williams, Oft, Kahler)	3:24.0	1969

OREGON COLLEGIATE CONFERENCE  
"ALL-TIME BESTS" TRACK RECORDS

Compiled through 1969 season

<u>EVENT</u>	<u>NAME</u>	<u>RECORD</u>	<u>YEAR</u>
100	Doyle Branson - Southern Oregon	9.5	1961
200	Harold Strong - Portland State	21.3	1964
440	Dan Kahler - Southern Oregon	49.2	1969
880	Jay Hill - Portland State	1:51.4	1962
Mile	Jim Musgrave - Oregon College	4:16.0	1965
2 Mile	Arnold Powell - Oregon College	9:05.4	1969
3 Mile	Arnold Powell - Oregon College	14:14.0	1969
High Hurdles	Bill White - Southern Oregon	14.3	1964
	Lewis Thorne - Eastern Oregon	14.3	1961
Low Hurdles	Lewis Thorne - Eastern Oregon	23.4	1961
330 Int Hurdles	Bill White - Southern Oregon	37.6	1965
440 Relay	Southern Oregon - (F. Thomas, B. White, D. Graham, D. Bransom)	42.7	1963
Mile Relay	Southern Oregon - (Blomberg, Williams, Oft, Kahler)	3:18.8	1968
High Jump	Ron Maillard - Southern Oregon	6'7"	1968
Pole Vault	Dave McDonald - <del>George Jof</del> <del>Spike Gordon - Southern Oregon</del>	15'7"	1969
Long Jump	James Dixon - Southern Oregon	23'7 $\frac{1}{4}$ "	1969
Shot Put	Ken Patera - Portland State	56'5 $\frac{1}{2}$ "	1963
Discus	Harland Yriarte - Southern Oregon	174'4"	1969
Javelin	Gary Berentson - Southern Oregon	232'7 $\frac{1}{2}$ "	1965
Triple Jump	Jamie Dixon - Southern Oregon	51'11 $\frac{1}{2}$ "	1969
3,000 M Steeplechase	Don McMillan - Portland State	9:50.0	1964
440 Int. Hurdles	Steve Vetter - Oregon Tech	54.3	1969



Oregon Collegiate Conference  
John Nolen, Statistician  
Track Bests  
(As of May 3, 1969)

PORTLAND (Special) — Can Oregon College make it two straight Oregon Collegiate Conference track and field championships?

Or can Southern Oregon recapture the title which it won six consecutive years, starting in 1962?

Whether Jamie Dixson is healthy or not could answer both questions this weekend.

The SOC ace has been withheld from meets for the past two weeks because of a back injury. He is a 10-flat sprinter, holds the Red Raider school record and OCC season best in the long jump (23-2½) and his recent triple jump of 50 feet, 6¼ inches is the best in conference history.

Heading into this weekend's conference showdown at Monmouth, the Red Raiders own seven of the OCC's best individual marks recorded this season, plus two more in the relay events. OCE has five individual bests, Oregon Tech and George Fox two apiece and Eastern Oregon one.

Three new season bests went into the books last weekend. SOC's Dan Kahler recorded a 22.5 clocking to grab the top spot in the 220-yard dash, Tech's Steve Vetter moved ahead of all high hurdlers with a 14.9 effort and the SOC mile relay team recorded new conference season best of 3:25.3.

George Fox will act as host for the 18th annual meet.

Past champions:

1952 — EOC (67½ points)  
1953 — EOC (79½)  
1954 — Port St (47 2/3)  
1955 — SOC (51½)  
1956 — EOC (66½)  
1957 — OTI (77)  
1958 — OTI (63½)  
1959 — Port St (101½)  
1960 — Port St (79)

1961 — Port St (63)  
1962 — SOC (67)  
1963 — SOC (148)  
1964 — SOC (137½)  
1965 — SOC (115)  
1966 — SOC (121)  
1967 — SOC (124)  
1968 — OCE (111½)

- more -



Oregon Collegiate Conference  
John Nolen, Statistician  
Track Bests  
(As of May 3, 1969)

\* denotes school record

# denotes all-time OCC best

100 — \* Bruce Winter (OCE) 9.8, Dick Orr (SOC) and Pat Howe (SOC) both 9.9, Jamie Dixon (SOC), Doug Carter (EOC) and Ron Oliver (OTI) all 10.0.

220 — Dan Kahler (SOC) 22.5, Bruce Winter (OCE) 22.6, Tom Wangler (OCE), (both) Ron Oliver (OTI) and Doug Carter (EOC) all 22.7, Pat Howe (SOC) and Ken Richardson (EOC) 22.8.

440 — Dan Kahler (SOC) 50.2, Tom Wangler (OCE) 51.0, Bruce Vogel (OCE) 51.2, Bob Johnson (EOC) 51.4, John Fenley (EOC) and Rick Williams (SOC) both 52.0.

880 — \* Bruce Vogel (OCE) 1:56.2, Mike Oft (SOC) 1:56.7, Ron Breynne (OCE) 1:57.0, Scott Schroeder (OCE) 1:59, Arnold Powell (OCE) 2:00.8, Don Wayne (EOC) 2:01.7.

MILE — Mike Oft (SOC) 4:24.2, Ron Breynne (OCE) 4:27.1, Larry Thomas (SOC) 4:29.9, Greg Letts (EOC) 4:30.2, Bruce Vogel (OCE) 4:32.0, Scott Schroeder (OCE) 4:35.1.

2-MILE — \*# Arnold Powell (OCE) 9:05.4, Ron Breynne (OCE) 9:56.9; Greg Letts (EOC) 9:57.1, \* John Thomas (GF) 10:09.1, Larry Thomas (SOC) 10:16.6, Dave Lindsay (OTI) 10:24.2.

HH — Steve Vetter (OTI) 14.9, Jim Rehberg (OCE) 15.0, Doug Warkentin (OCE) 15.1, Jack Nethwang (SOC) and Glenn Syren (OCE) both 15.3, Art Snow (EOC) and Stan Sloan (SOC) 15.5.

330 IM HURDLES — Humphreys (OCE) 40.0, Bill Davidson (EOC) 40.2, Randy Denley (OCE) 41.0.

440 IM HURDLES — \* Steve Vetter (OTI) 54.8, Stan Sloan (SOC) 57.9, Ken Hawkins (SOC) 58.0, Randy Denley (OCE) 58.1, ~~Dean N. N. N.~~ (OCE) 58.4, Bill Davidson (EOC) 59.4.

440 RELAY — SOC (Pat Howe, Stan Sloan, Dan Kahler, Dick Orr) 43.0, OCE 43.6, EOC 44.4, OTI 44.6, GF 47.7.

MILE RELAY — SOC (Steve Kerby, Rick Williams, Mike Oft, Dan Kahler) 3:25.3, EOC 3:28.8, OCE 3:30.1, OTI 3:40.7.

HJ — Ron Maillard (SOC) 6-6, Dave Martin (OCE), Bill Shogren (OCE) and Larry Griffin (OTI) all 6-2.

LJ — \* Jamie Dixon (SOC) 23-2 $\frac{1}{2}$ , Jim Rehberg (OCE) 23-1  $\frac{3}{4}$ , Dan Davis (OCE) 22-8 $\frac{1}{2}$ , Dan McConnell (EOC) 21-9 $\frac{1}{2}$ , Glen Shogren (OCE) 21-8 $\frac{1}{2}$ , Dave Martin (OCE) 21-4.

TJ — \*# Jamie Dixon (SOC) 50-6 $\frac{1}{2}$ , \* Dan McConnell (EOC) 43-9, Jolly Holden (SOC) 43-2, Larry Griffin (OTI) 43-1  $\frac{3}{4}$ , Dave Martin (OCE) 42-10, Jim Story (OTI) 42-9 $\frac{1}{2}$ .

SHOT PUT — \* Bob Hadlock (GF) 55-2, Don Silva (OTI) 50-6, \* Larry Benson (EOC) 50-3, Paul Oswald (SOC) 50-3/4, \* Dave Paul (OCE) 49-11, Harland Yriarte (SOC) 48- $\frac{1}{4}$ .

DISCUS — \*# Harland Yriarte (SOC) 174-4, Mike Gilmore (SOC) 159-3 $\frac{1}{2}$ , Dan Carter (OCE) 151-9 $\frac{1}{2}$ , Jerry Crowe (OCE) 145-2, \* Fred Bell (EOC) 144-11, Matt Marlow (GF) 144-1.

JAVELIN — Dennis McMillian (EOC) 210-6, Dennis Sydow (OCE) 199-6, Fred Bell (EOC) 191-10, Jim Story (OTI) 191-3, Doug Warkentin (OCE) 182-5, Bill Dundem (SOC) 177-3.

POLE VULT — \* Dave McDonald (GF) 15-0, Gene Thomas (SOC), Reed Gurney (SOC) and Bill Cox (SOC) all 13-6, Mark Halverson (EOC) 13-0, John Turman (OCE) 12-9.

3-MILE — \*# Arnold Powell (OCE) 14:14.0, Lon Hinde (EOC) 15:40, Ron Breynne (OCE) 15:53.4, Larry Thomas (SOC) 15:59.8, John Thomas (GF) 16:45.5.



Track Records Through 1968

OCC CHAMPIONSHIP MEET

- 100 -- Doyle Branson, Southern Oregon, 9.5, 1961
- 220 -- Harold Strong, Portland State, 21.3, 1964
- 440 -- Don McCartney, Portland State, 50.0, 1963
- 880 -- Mike Oft, Southern Oregon, 1:55.2, 1967
- Mile -- Doug Johnson, Southern Oregon, 4:22.5, 1967
- 2-Mile -- Ralph Killham, Oregon College, 9:47.0, 1962
- 3-Mile -- Norm Oyler, Southern Oregon, 15:19.4, 1964
- High Hurdles -- Dave Driskell, Southern Oregon, 14.6, 1967 X
- Low Hurdles -- Lewis Thorne, Eastern Oregon, 24.5, 1961
- 330-Yd. Inter. Hurdles -- Bill White, Southern Oregon, 38.2, 1965
- 440-Yd. Inter. Hurdles -- Bill White, Southern Oregon, 51.7, 1965 55.7
- High Jump -- Ron Maillard, Southern Oregon, 6-7, 1968
- Pole Vault -- Spike Gordon, Southern Oregon, 15-1 $\frac{1}{2}$ , 1965 1"
- Long Jump -- Toby Wolfe, Oregon College, 22-11  $\frac{3}{4}$ , 1961
- Triple Jump -- Cal Ferguson, George Fox, 47-11, 1968
- Shot Put -- Ken Patera, Portland State, 55-2, 1963
- Discus -- Harland Yriarte, Southern Oregon, 163-3 $\frac{1}{2}$ , 1968 3
- Javelin -- Steve Curtice, Portland State, 226-4 $\frac{1}{2}$ , 1963
- 440-Yd. Relay -- Southern Oregon (Rodriguez, Silverstone, Sloan, White) 43.3, 1965 43.2
- Mile Relay -- Southern Oregon (Williams, Price, Oft, C. Johnson) 3:24.4, 1967

## Against Pacific U.

440 Relay-47.7Mile-Steve Butt-4:55.2440-Selby-55:4100-HH-880-Steve Butt-2:10.0220-Frank-24.1Two Mile-John Thomas-10:18.3Mile Relay-Shot-Bob Hadlock-54-~~80~~Marlow-~~41-104~~ 45'6"Discus-Bob Hadlock-131-7 Marlow 134'6"Javelin-O'Brien-175-1HJ-LJ-Weston-21-1PV-Steve McDonald-14-0IJ-

Score Pacific 108, GFC 28

What does it take to excel?

## Individual

1. Mental attitude  
that is positive.
2. Physical condition to the ultimate.
3. Coachability.
4. For the college athlete-scholarship.
5. Rest, diet, etc.

## Team

1. Pride in your team and school.
2. Depth-sometimes it becomes necessary to double or triple in an event.
3. Above all TRY HARDER, TRY HARDER, TRY HARDER.

OLD SAYING: Champions are made not born.



# SHOT PUT

No.	Name	School	Best Mark
21	Allan Feurerbach <i>OK</i>	Kan. St. Teachers Col. of Emporia	58'9½"
47	Robert Ford <i>OK</i>	Fort Hays Kan. St. Col.	55'8"
52	Richard Raney	Fort Hays Kan. St. Col.	48'8"
57	Ron Pinckard <i>OK</i>	Northwestern St. Col. (Oklahoma)	57'4½"
62	Wayne Rathke <i>OK</i>	Howard Payne College	57'9"
74	Mike Mattox <i>OK</i>	Graceland College	53'0"
94	Jim Neugent <i>OK</i>	Oklahoma Christian Col.	51'9"
<del>101</del>	<del>Larron Swanson</del>	Moorhead State Col.	<del>52'5 3/4"</del>
180	Bob Hadlock <i>OK</i>	George Fox College	54'10"
228	Mike Breidenbach	Northern St. Col. (S.D.)	52'6"
<del>231</del>	<del>Edward Nook</del>	Northern St. Col. (S.D.)	<del>52'11"</del>
288	Dave Powledge <i>OK</i>	Eastern Wash. St. Col.	54'1½"
300	Howard Jenewein?	Kan. St. Col. (Pittsburg)	55'10"
305	Douglas Sutherland <i>OK</i>	Wis. St. U. (Superior)	54'
312	Steve Stocker <i>OK</i>	Williamette U.	50'5"
323	Bill Deeter <i>OK</i>	Fresno Pacific College	54'7 3/4"
361	Dan Bryant <i>OK</i>	Westmont Col.	52'7"
400	Dave Jennison	Eastern Montana Col.	<del>52'2"</del>
423	Jim Duncan <i>OK</i>	Harding Col.	53'6"
427	James Bagby <i>OK</i>	Prairie View A & M Col.	59'6"
470	Wayne McEwan <i>OK</i>	Western Montana Col.	53'5½"
479	Tom Jones <i>OK</i>	Ouachita Baptist U.	55'6"
480	John Hollingsworth	Northeast La. State Col.	<del>54'8"</del>
487	Kent Flatness <i>OK</i>	Rocky Mountain College	



No Prelims

POLE VAULT

No.	Name	School	Best Mark
<del>2</del>	<del>Bob Dagenhardt</del>	Wis. St. U. (Whitewater)	<del>12'9"</del>
<del>4</del>	<del>Syd Foster</del>	Wis. St. U. (Whitewater)	<del>13'3"</del>
<del>10</del>	<del>Tim Sheldon</del>	Wis. St. U. (Whitewater)	<del>13'</del>
<del>18</del>	<del>Douglas Gaywood</del>	Kan. St. Teachers Col. of Emporia	<del>14'6"</del>
90	Jeff Bennett	Oklahoma Christian Col.	15'6"
<del>130</del>	<del>Dennis Dukeshier</del>	Kearney State Col.	<del>15'6"</del>
<del>142</del>	<del>Steve Welch</del>	Kearney State Col.	<del>14'4"</del>
<del>161</del>	<del>Fred Roll</del>	Eastern Michigan U.	<del>15'</del>
<del>172</del>	<del>David Johnston</del>	State Col. of Arkansas	<del>14'6"</del>
174	Charles Lemley	State Col. of Arkansas	14'10"
181	Dave McDonald	George Fox College	15'7"
189	Ricky Parris	McMurry College	15'
192	Gary Pettit	Morningside College	15'3/4"
<del>229</del>	<del>Robert Docktor</del>	Northern St. Col. (S.D.)	<del>13'6"</del>
<del>243</del>	<del>Eugene Lee</del>	Grambling College	<del>15'</del>
269	Glenn Donnay	St. Cloud St. Col.	
273	Rick Nelson	St. Cloud St. Col.	
276	Jim Ridgway	St. Cloud St. Col.	
<del>278</del>	<del>John Rowe</del>	St. Cloud St. Col.	<del>15'</del>
287	Curt Hisaw	Eastern Wash. State Col.	15'9"
<del>298</del>	<del>Garold Endsley?</del>	<del>Kan. St. Col. of Emporia Pitts.</del>	<del>15'2"</del>
308	Harold Lilly	Pembroke State U.	14'6"
350	Joe Townsley	Wis. St. U. (Oshkosh)	14'7/4"
<del>364</del>	<del>Gary Lee</del>	Westmont College	<del>14'6"</del>
<del>377</del>	<del>Greg Olson</del>	Boston State Col.	<del>15'</del>
<del>387</del>	<del>Ray Payne</del>	Central Wash. St. Col.	<del>14'6"</del>
<del>399</del>	<del>Charles Hess</del>	Taylor U.	<del>14'3"</del>
<del>432</del>	<del>Michael Connor</del>	Prairie View A & M Col.	<del>14'6"</del>
<del>443</del>	<del>Michael Davis</del>	Eastern Illinois U.	<del>14'</del>
444	Steve Ballinger	Manchester College	
<del>469</del>	<del>Gordon Stewart</del>	Simon Fraser U.	<del>14'5"</del>
481	Pete Lenox	Northeast La. State Col.	15'8 1/2"
488	Hal Harper	Rocky Mountain College	
489	Mike Butsch	McPherson College	14'9"



## LONG JUMP (Cont'd.)

Steve Selmer, Hillsdale (Mich.) ...	24-4 1/2
Lionel Urgan, North Carolina Col....	24-2
Lawrence Lujack, Dallas Baptist(Tex)	24-2w
Jay Webb, Southeastern Louisiana....	24-1 1/4
Ronnie Murphy, McNeese St. (La.)....	24-0 5/8
Doug Condell, Occidental (Calif.)...	24-0 1/2
Thomas Whittier, Texas Southern.....	24-0
Bob Hutchins, Graceland (Iowa).....	23-11 3/4
Freddie Patterson, Prairie View A&M..	23-11
Jeff Bennett, Oklahoma Christian....	23-10 1/2
Gil Baldwin, Macalester (Minn.).....	23-10

## TRIPLE JUMP

John Craft, Eastern Illinois.....	51-11 1/2
James Dixon, Southern Oregon.....	50-6 1/2
Eugene Jones, Fresno Pacific(Calif)..	49-2
Hector Serrate, Texas Southern.....	49-1
Jerry Proctor, Redlands (Calif.)....	49-1
William McClellon, Southern (La.)...	49-0
Dave Broad, Occidental (Calif.).....	48-11 3/4
Randy Smith, Buffalo State (N.Y.)...	48-9 1/4
George Thomas, Eastern Michigan.....	48-5 3/4
Ronnie Murphy, McNeese State (La.)..	48-4
Farrell Soileau, Northwestern La. St.	48-1 1/2
Pat Hillard, Pembroke State (N.C.)...	48-0
John Glycer, Pomona (Calif.).....	47-11
Robin Gratz, Manchester (Ind.).....	47-10 1/2
Charlie Sasser, Florida A&M.....	47-10
Clayton Deskins, Appalachian St. (N.C)	47-10
Cliff Larkins, Eastern Michigan.....	47-9 1/2
Dave Walker, Central Washington St..	47-4 1/2
Sidgy Benoit, McNeese State (La.)...	47-3 1/2
Bruce McDaniel, Wilberforce (Ohio)...	47-3 1/2
Joe Mensah, Phillips (Okla.).....	47-2 3/4
Jerry Cassidey, Southeastern La.....	47-1 1/2

## HIGH JUMP

Fernando Abugattas, Northwestern(Iowa)	7-0 1/4
Jack McDougall, Northeast La. St.....	7-0
William McClellan, Southern (La.)....	6-11
Joe Roden, Mayville State (N.D.).....	6-10 1/2
Nick Martinez, Northern Arizona.....	6-10 1/2
Johnathan Robinson, Texas Southern...	6-10
Jackie Causey, Southwestern La.....	6-10
Tim Wright, Lewis & Clark (Ore.).....	6-9 1/2
Jim Kisel, Emporia State (Kan.) .....	6-9
Alfred Lawson, Florida A&M.....	6-9
Randy Smith, Buffalo State (N.Y.)....	6-8 3/4
John Venemon, Linfield (Ore.).....	6-8 3/4
Ned Pellmann, La Crosse St.(Wis.)....	6-8 1/2
Ricky Traux, McNeese State (La.).....	6-8

## HIGH JUMP (Cont'd.)

Louis Watley, Morris Brown (Ga.)...	7-0 1/4
Milton Grubbs, Northeast La. St....	6-8
Gary White, Alderson-Broadus(W.Va)	6-8
Phillip Trochelman, Ferris St.(Mich)	6-8
Dwight Harrison, Texas A&I.....	6-8
Ric Old, Pittsburg St. (Kan.).....	6-8
Steve Ward, Earlham (Ind.).....	6-8

## POLE VAULT


Curt Hisaw, Eastern Wash. St.....	15-9
Pete Lenox, Northeast La. St.....	15-8
Dave McDonald, George Fox (Ore.)...	15-7
Jimmy Brown, Southwest Texas St...	15-6 1/2
Jeff Bennett, Oklahoma Christian...	15-6
Dennis Dukesharer, Kearney St.(Neb)	15-6
Gary Pettit, Morningside (Iowa)...	15-0 1/2
Bill Devine, Eastern Washington St.	15-0
Fred Roll, Eastern Michigan.....	15-0
Eugene Lee, Grambling (La.).....	15-0
Ricky Parris, McMurry (Tex.).....	15-0
Rick Harbaugh, Northern Arizona...	15-0
Jim Ridgeway, St. Cloud St. (Minn.)...	14-11 1/2
Charles Lemley, Arkansas, St. Col. of.	14-10
George Nelson, Howard Payne (Tex).	14-9

## SHOT PUT

James Bagby, Prairie View A&M(Tex).	59-6 ✓
Al Feuerbach, Emporia St. (Kan.)...	58-9 1/2 ✓
Wayne Rathke, Howard Payne (Tex.)...	57-9 1/2 ✓
Ron Pincard, Northwestern Okla. St.	57-4 1/2 ✓
Howard Jenewein, Pittsburg St.(Kan)	55-10 ✓
Bob Ford, Fort Hays State (Kan.)...	55-8 1/2 ✓
Bo Wilkes, Occidental (Calif.)....	55-8 ✓
Tom Jones, Ouachita Baptist (Ark.)	55-5 ✓
James Morris, Tarleton St. (Tex.)...	55-3 ✓
Bob Hadlock, George Fox (Ore.)...	55-2 ✓
Doug Sutherland, Superior St.(Wis)	54-9
Bill Deeter, Fresno Pacific (Calif)	54-7 3/4
John Hollingsworth, N.E. La. St...	54-7 3/4
Dave Powledge, Eastern Wash. St...	54-1 1/2
Jim Duncan, Harding (Ark.).....	53-5 1/2
Rick Hill, Pacific (Ore.).....	53-2 1/2
Art Lasiter, Maryland State.....	53-2
Curtis Irvin, Maryland State.....	53-0
Greg Sondey, Trenton State (N.J.).	53-0

1969

OREGON COLLEGIATE CONFERENCE  
TRACK & FIELD MEET



Oregon College  
of Education

May 9 & 10, 1969







OREGON COLLEGIATE CONFERENCE  
"ALL-TIME BESTS" TRACK RECORDS

Compiled through 1969 Season

<u>EVENT</u>	<u>NAME</u>	<u>RECORD</u>	<u>YEAR</u>
100	Doyle Branson Southern Oregon	9. 5	1961
200	Harold Strong, Portland State	21. 3	1964
440	Stan Miller, Portland State	49. 4	1961
	Don McCartney, Portland State	49. 4	1963
880	Jay Hill, Portland State	1:51. 4	1962
Mile	Jim Musgrave, Oregon College	4:16. 0	1965
Two Miles	Arnold Powell, Oregon College	9:05.4	1969
Three Miles	Arnold Powell, Oregon College	14:14. 0	1969
High Hurdles	Bill White, Southern Oregon	14. 3	1964
	Lewis Thorne, Eastern Oregon	14. 3	1961
Low Hurdles	Lewis Thorne, Eastern Oregon	23. 4	1961
330 Int, Hurdles	Bill White, Southern Oregon	37. 6	1965
440 Relay	Southern Oregon (Fred Thomas, Bill White, Dave Graham, Doyle Bransom)	42. 7	1963
Mile Relay	Portland State (Jon Abraham, Byron 3:21. 8 Arthur, Stan Miller, Jay Hill)		1961
High Jump	Ron Maillard, Southern Oregon	6'7"	1968
Pole Vault	Spike Gordon, Southern Oregon	15'1"	1965
Long Jump	Dan Davis, Oregon College	23'3"	1966
Shot Put	Ken Patera, Portland State	56'5 1/2"	1963
Discus	Harland Yriarte, Southern Oregon	174'4"	1969
Javelin	Gary Berentson, Southern Oregon	232'7 1/2"	1965
Triple Jump	Jamie Dixson, Southern Oregon	50'6 1/2"	1969
3,000 M Stepplechase	Don McMillan, Portland State	9:50. 0	1964
440 Int. Hurdles	Bill White, Southern Oregon	55. 7	1965



OREGON COLLEGIATE CONFERENCE  
TRACK CHAMPIONSHIP MEET RECORDS AS OF 1969 MEET

<u>EVENT</u>	<u>NAME AND SCHOOL</u>	<u>RECORD</u>	<u>YEAR</u>
100	Doyle, Bransom, Southern Oregon	9. 5	1961
220	Harold Strong, Portland State	21. 3	1964
440	Don McCartney, Portland State	50. 0	1963
880	Mike Oft, Southern Oregon	1:55. 2	1967
Mile	Doug Johnson, Southern Oregon	4:22. 5	1967
Three Mile	Norm Oyler, Southern Oregon	15:19. 4	1964
120 High Hurdles	Bill White, Southern Oregon	14. 4	1964
440 Int. Hurdles	Bill White, Southern Oregon	55. 7	1965
440 Relay	Southern Oregon - (Rodriquez, Silverstone, Sloan, White)	43. 2	1965
Mile Relay	Southern Oregon - (Price, Williams Oft, Johnson)	3:24. 4	1967
High Jump	Ron Maillard, Southern Oregon	6'7"	1968
Pole Vault	Spike Gordon, Southern Oregon	15'1"	1965
Long Jump	Toby Wolfe, Oregon College	22'11 3/4"	1961
Shot Put	Ken Patera, Portland State	55'2"	1963
Discus	Harlan Yriarte	163'3"	1968
Javelin	Steve Curtis, Portland State	226'4 1/2"	1963
Triple Jump	Cal Ferguson, George Fox	47'11"	1968

# LIST OF ENTRIES

## Field Events

### Friday

4:00 DISCUS Meet record Harland Yriarte SOC 163'3" 1968

Harland Yriarte (SOC) 174'4"	Don Silva (OTI) 138'8"
Mike Gilmore (SOC) 159'3"	Paul Oswald (SOC) 137'4"
Dan Carter (OCE) 151'	John Fenley (EOC) 137'
Jerry Crowe (OCE) 148'	Larry Benson (EOC) 136'4"
Fred Bell (EOC) 144'11"	Bob Hadlock (GFC) 135'
Matt Marlow (GFC) 144'	Lyle Cutsforth (OTI) 126'3"
Gary Warren (OCE) 141'	

Z

4:00 LONG JUMP Meet record Toby Wolfe, OCE 22'11 3/4" 1961

James Dixson (SOC) 23'2 1/2"	Jim Story (OTI) 20'10"
Jim Rehberg (OCE) 23'1 3/4"	Larry Griffin (OTI) 20'8"
Dan Davis (OCE) 22'8 1/2"	Dick Orr (SOC) 20' 1 1/2"
Dan McConnell (EOC) 21'9"	Steve Renyolds (GFC) 20'
Bill Shogren (OCE) 21'9"	Bob Johnson (EOC) 19'8"
Jolly Holden (SOC) 21'3"	Irv Huntsinger (EOC) 19'8"
Steve Weston (GFC) 21'	Ken Richardson (EOC) n/t

### Saturday

10:30 POLE VAULT Meet record Spike Gordon, SOC 15'1" 1965

Dave McDonald (GFC) 15'	Reed Gurney (SOC) 13'6"
Bill Cox (SOC) 13'6"	Gene Thomas (SOC) 13'6"
Mark Halverson (EOC) 13'6"	

11:00 JAVELIN Meet record Steve Curtis PS 226' 4 1/2" 1963

Dennis McMillan (EOC) 213'6"	Richard O'Brien (GFC) 175'
Dennis Sydow (OCE) 199'6"	Bill Dundom (SOC) 177'3"
Fred Bell (EOC) 191'8"	Ray Baker (SOC) 173'8"
Jim Story (OTI) 191'3"	Dan McConnell (EOC) 171'4"
Doug Warkentin (OCE) 188'6"	Rich Moore (OCE) n/t
Irv Huntsinger (EOC) 176'	Jolly Holden (SOC) n/t

11:00 TRIPLE JUMP Meet record Cal Ferguson, GFC 47'11" 1968

James Dixson (SOC) 50'6"	Jolly Holden (EOC) 40'1"
Dan McConnell (EOC) 43'9"	Dan Davis (OCE) n/t
Larry Griffin (OTI) 43' 1 3/4"	Irv Huntsinger (EOC) 40'1"
Dave Martin (OCE) 42'10"	Jim Rehberg (OCE) n/t
Jim Story (OTI) 42'9 1/2"	

# L K S T O F E N T R I E S

## Field Events

---

Saturday (cont'd)

11:00 SHOT PUT      Meet record Ken Patera PS 55'2" 1963  
Bob Hadlock (GFC) 54'10"      Harland Yriarte (SOC) 48' 1/4"  
Don Silva (OTI) 50'6"      Fred Bell (EOC) 47'9"  
Paul Oswald (SOC) 50' 3/4"      Mike Gilmore (SOC) 47'1"  
Larry Benson (EOC) 50'1"      Matt Marlow (GFC) 45'6"  
David Paul (OCE) 49'11"

---

11:00 HIGH JUMP      Meet record Ron Maillard, SOC 6'7" 1968  
Ron Maillard (SOC) 6'6"      Jack Nothwang (SOC) 5'10"  
Larry Griffin (OTI) 6'2"      Irv Huntsinger (EOC) 5'8"  
Dave Martin (OCE) 6'2"      Dan McConnell (EOC) 5'8"  
Bill Shogren (OCE) 6'      Jim Rehberg (OCE) n/t  
Mike Gilmore (SOC) 5'10"

---

## Running Events

---

11:30 440 RELAY      Meet record SOC 43.2 1965  
SOC 43.0      OTI 45.0  
OCE (Winter, Warkentin,  
Rehberg, Wangler) 43.6      EOC (Richardson, Davidson,  
z Carter, Johnson) 44.1  
GFC 46.8

---

11:40 MILE RUN      Meet record Doug Johnson, SOC 4:22.5 1967  
Mike Oft (SOC) 4:24.2      Don Dungery (SOC) 4:39  
Ron Breyne (OCE) 4:27      Lon Hinde (EOC) 4:39  
Larry Thomas (SOC) 4:29.9      Steve Butt (GFC) 4:40  
Greg Letts (EOC) 4:30.1      Dave Lindsay (OTI) 4:43  
Bruce Vogel (OCE) 4:32      Tim Smith (EOC) 4:57  
Scott Schroeder (OCE) 4:36      Lynn Thomas (SOC) n/t  
Arnold Powell (OCE) 4:37

---

11:50 HIGH HURDLES

Steve Vetter (OTI) 14.9	Cliff Good (GFC) 15.8
Jim Rehberg (OCE) 15.0	Larry Griffin (OTI) 16.2
Doug Warkentin (OCE) 15.1	Bob Bivin (EOC) 16.3
Jack Nothwang (SOC) 15.3	Tim Taylor (OTI) 16.4
Glenn Syrow (OCE) 15.3	
Art Snow (EOC) 15.5	
Stan Sloan (SOC) 15.5	

---



## Running Events

Saturday (cont'd)

---

12:00 440 YARD DASH Meet Record Don McCartney, PS 50.0 1963  
 Dan Kahler (SOC) 50.2 Don Wayne (EOC) 52.0  
 Rich Williams (SOC) 50.2 John Blomberg (SOC) 52.1  
 Tom Wangler (OCE) 51 Bill Humphrey (OCE) 53  
 John Fenley (EOC) 51.4 Richard O'Briend (GFC) 54  
 Bob Johnson (EOC) 51.4 Larry Griffin (OTI) n/t  
 Walt Fitzgerald (GFC) 52.0

---

12:10 100 YARD DASH Meet record SOC 9.5 1961  
 Bruce Winter (OCE) 9.8 Don Dahrens (OCE) 10.2  
 Pat Howe (SOC) 9.9 Ken Richardson (EOC) 10.2  
 Dick Orr (SOC) 9.9 Steve Weston (GFC) 10.8  
 James Dixon (SOC) 10.0 Harry Selby (GFC) 10.9  
 Ron Oliver (OTI) 10.0 Jim Rehberg (OCE) ?  
 Doug Carter (EOC) 10.1

---

12:20 880 YARD RUN Meet record Mike Oft, SOC 1:55.2 1967  
 Bruce Vogel (OCE) 1:56.2 Jim Jacobs (SOC) 2:02  
 Mike Oft (SOC) 1:56.7 Greg Letts (EOC) 2:05  
 Scott Schroeder (OCE) 1:59.2 Mike Oliveri (EOC) 2:07  
 Vic Casteel (OCE) 1:59.7 Colin Pope (OTI) 2:07.5  
 Don Wayne (EOC) 2:01.1 John Holton (GFC) 2:07.2

---

12:30 440 INTERMEDIATE HURDLES Meet record Bill White SOC 55.7 1965  
 Steve Vetter (OTI) 54.8 Dean Nichols (OCE) 58.4  
 Stan Sloan (SOC) 57.8 Bill Davidson (EOC) 59.1  
 Cliff Good (GFC) 58. Bob Bivin (EOC) 59.4  
 Ken Hawkins (SOC) 58.0 Jack Nothwang (SOC) 62.  
 Randy Denley (OCE) 58.1

---

12:40 220 YARD DASH MEET record Harold Strong PS 21.3 1964  
 Dan Kahler (SOC) 22.5 Tom Wangler (OCE) 22.8  
 Ron Oliver (OTI) 22.7 ~~Ken~~ Richardson (EOC) 23.  
 Doug Carter (EOC) 22.7 Don Dahrens (OCE) 23.2  
 Pat Howe (SOC) 22.8 Dick Orr (SOC) 23.8  
 Bob Johnson (EOC) 22.8 Harry Selby (GFC) 24.  
 Larry Griffin (OTI) --

---

# LIST OF ENTRIES

## Running Events

Saturday

12:50 3 MILE RUN Meet record Norm Oyler, SOC 15:19.4 1964

Archie Powell (OCE) 14:40

Tim Smith (EOC) 16:08

Bob Howe (EOC) 15:47.1

Ron Dungey (SOC) n/t

Ed Payne (OCE) 15:56

Greg Letts (EOC) n/t

John Thomas (SOC) 15:59

Dave Lindsay (OTI) n/t

John Thomas (GFC) 16.

Lynn Thomas (SOC) n/t

Mark Gehrlich (SOC) 16:04

1:10 MILE RELAY Meet record SOC 3:24.4 1967

SOC 3:25.3

OTI 3:40.7

EOC 3:32.8

GFC 3:43.0

OCE 3:39.1

## Roster of Entries--by school

### George Fox College

1. Matt Marlow
2. Bob Hadlock
3. Cliff Good
4. Walt Fitzgerald
5. Richard O'Brien
6. Steve Weston
- 7/ Harry Selby
8. Steve Butt
9. John Thomas
10. Dave McDonald
- 11.

### Oregon College of Education

1. Jim Rehberg
2. Dan Davis
3. Dave Martin
4. Dan Carter
5. Jerry Crowe
6. Gary Warren
7. Doug Warkentin
8. Dave Hilderbrand
9. Tom Wangler
10. Bill Humphreys
11. Bruce Winter
12. Don Dahrens
13. Bruce Vogel
14. Scott Schroeder
15. Ron Flynn
16. Vic Casteel
17. Randy Denley
18. Dean Nichols
19. Arnold Powell
20. Ron Breyne
21. Dennis Sydow
22. Rich Moore
23. Bill Shogren
24. David Paul
- SOC(CON'T)
6. Jack Nothwang
7. Stan Sloan
8. Dan Kahler
9. Rick Williams
10. John Blomberg
11. Dick Orr
12. Pat Howe
13. Mike Oft
14. Jim Jacobs
15. Ron Dungey
16. Ken Hawkins
17. Larry Thomas

### Oregon Technical Institute

1. Larry Griffin
2. Jim Story
3. Don Silva
4. Lyle Cutsforth
5. Steve Vetter
6. Tim Taylor
7. Ron Oliver
8. Colin Pope
9. Dave Lindsay
- 10.

### Eastern Oregon College

1. Dan McConnell
2. Irv Huntsinger
3. Fred Bell
4. John Fenley
5. Larry Benson
6. Art Snow
7. Bob Bivin
8. Bob Johnson
9. Don Wayne
10. Doug Carter
11. Ken Richardson
12. Greg Watts
13. Lon Hinde
14. Mike Oliveri
15. Bill Davidson
16. Tim Smith
17. Mark Halverson
18. Dennis McMillan
- 19.

### Southern Oregon College

1. James Dixon
2. Jolly Holden
- 3/ Harland Yriarte
4. Mike Gilmore
5. Paul Oswald
18. Lynn Thomas
19. Harvey Oelrich
20. Gene Thomas
21. Reed Gurney
22. Bill Cox
23. Ray Baker
24. Bill Dundom
25. Ron Maillard
- 26.



# OVER THE YEARS

## CONFERENCE STANDINGS

### 1968

1. Oregon College of Education	111 1/2
2. Southern Oregon College	104 1/2
3. George Fox College	50
4. Eastern Oregon College	33
5. Oregon Technical Institute	25

### 1967

1. Southern Oregon College	124
2. Oregon College of Education	91
3. George Fox College	44
4. Oregon Technical Institute	35
5. Eastern Oregon College	29

### 1966

1. Southern Oregon College	121
2. Oregon College of Education	110
3. Oregon Technical Institute	59
4. George Fox College	19
5. Eastern Oregon College	16

### 1965

1. Southern Oregon College	115
2. Portland State College	94
3. Oregon Technical Institute	46
4. Oregon College of Education	38
5. Eastern Oregon College	31

### 1964

1. Southern Oregon College	137 1/2
2. Portland State College	97
3. Oregon College of Education	36 1/2
4. Oregon Technical Institute	33
5. Eastern Oregon College	27

### 1963

1. Southern Oregon College	148
2. Portland State College	115
3. Eastern Oregon College	14
4. Oregon Technical Institute	13
5. Oregon College of Education	8

### 1962

1. Southern Oregon College	67
2. Portland State College	64
3. Eastern Oregon College	15
4. Oregon Technical Institute	10
5. Oregon College of Education	8 1/2

### 1961

1. Portland State College	63
2. Southern Oregon College	52
3. Eastern Oregon College	26
4. Oregon College of Education	18
5. Oregon Technical Institute	4

### 1960

1. Portland State College	79
2. Southern Oregon College	29
3. Oregon College of Education	21
4. Eastern Oregon College	20 1/2
5. Oregon Technical Institute	13

### Previous Winners

1959	Portland State College
1958	Oregon Technical Institute
1957	Oregon Technical Institute
1956	Eastern Oregon College
1955	Southern Oregon College
1954	Portland State College
1953	Eastern Oregon College
1952	Eastern Oregon College

1969 Oregon Collegiate Conference Championship  
Track and Field  
(for running score---write in events as announced)

[illegible]

Scoring: 6-4-3-2-1

1969 May Day Relays - George Fox College

JLB

EVENTS	1st	sch	2nd	Sch	3rd	Sch	4th	Sch	5th	Sch	TIME OR DISTANCE
X 440 Relay	OCE		Warner		GFC		Clatsop				45.6
X Two Mile R.	OCE		GFC								8:33.3
X H. Hurdles	Syon	OCE	Good	GFC	Hibbard	OCE	Simmons	Clat	Roberts	Clat	15.3
X Sprint Med.	Warner		OCE	2:47.0	GFC	2:52.9	Clatsop				2:40
X 100 Dash	Humphreys	OCE	Melani	W	Weston	GFC			Cole	Clat	10.7
X Distance Med.	OCE		GFC								10:52.9
X 330 TM Hurd.	Humphreys	OCE	Allen	W	Simmons	C	Enz	OCE	Roberts	Clat	0
X Mile Relay	OCE		GFC	45.4	Warner						3:37.9
X Discus	Marlow	GFC	Crook	OCE	Hadlock	GFC	Warren	OCE	Faral	OCE	19.1
X Shot Put	Hadlock	GFC	Raul	OCE	Marlow	GFC	Squire	OCE	Warren	OCE	53.4
X Javelin	Hanlon	C	Wilson	JB	O'Brien	GFC	Moore	OCE	Kuykendall	WP	191.1
X High Jump	Bergen	OCE	Armstrong	W	Cuda	OCE			Roberts	C	5'6"
X Long Jump	Weston	GFC	Berger	Clat	Roberts	Clat	Reynolds	GFC	Cuda	OCE	19'10 1/4"
X Triple Jump	McDonald	GFC	Weston	GFC	Matheny	W	O'Brien	GFC	Berger	Clat	39.2 1/3"
X Pole Vault	McDonald	GFC	Weaverlind	JB	Justice		Roberts	Clat			14'



MAY DAY RELAYS  
Clatsop-Warner-OCE-GFC

Entries:

Distance Medley = GFC

1320 - Thomas  
440 - Fitzgerald  
880 - O'Brien  
Mile - Butt

11:15 Run for Pts.

440 Relay = Clatsop, Warner Pacific, GFC, OCE J. V.

(1) Selby (2) Renyolds

(1) Weston (2) FRANK

493

100 Dash = Clatsop (2), Warner (1), GFC (2), OCE J. V.  
Frank

Weston 11.0

Two Mile Relay = GFC

2:10 (2) Butt (1) Holton 2:07

2:10.44 Thomas (3) O'Brien 2:11

Run for Pts.

Sprint Medley = Clatsop, Warner, GFC, OCE J. V.

① 330 Renyolds 110 Selby ②

③ 220 Weston 660 Fitzgerald ④

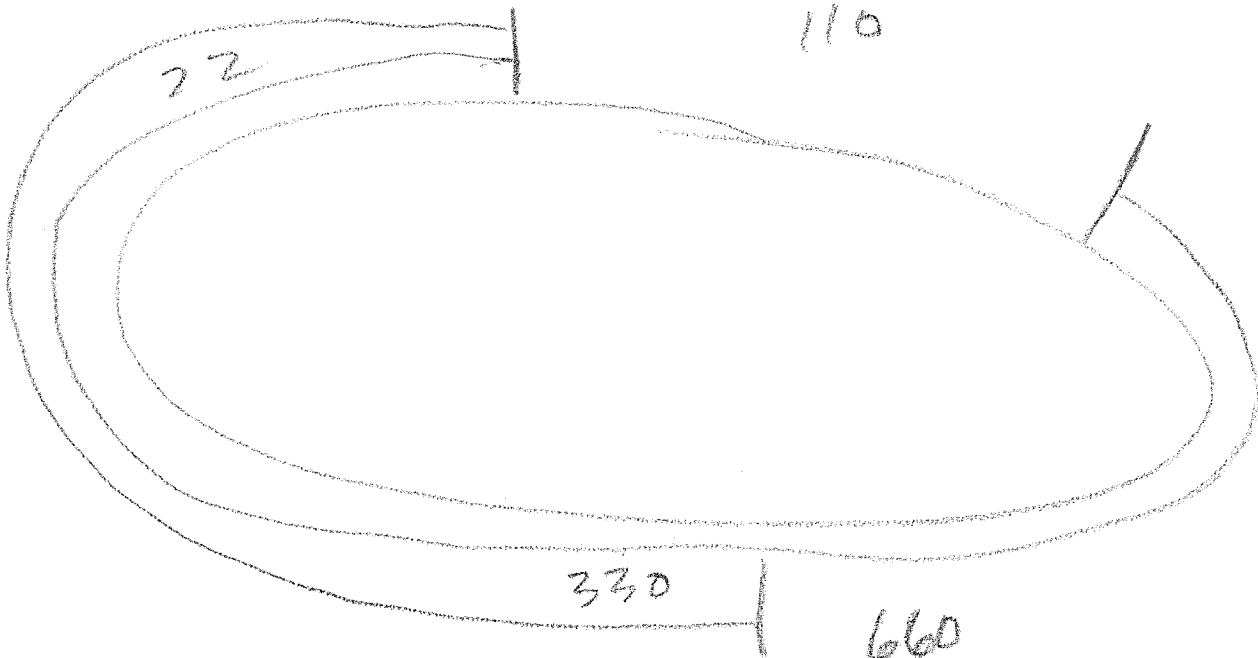
Inter Hurdles = OCE J. V., Warner, Clatsop, GFC

Good Hadley

Mile Relay = Clatsop, Warner, GFC, OCE J. V.

2 Selby 4 Fitzgerald

3 Holton 4 O'Brien



[illegible]

**Scoring: 6-4-3-2-1**

10-86-4-2 - relay

3.32. a