

1981

1981 Statistics

George Fox University Archives

Follow this and additional works at: https://digitalcommons.georgefox.edu/athletics_womentrack

Recommended Citation

George Fox University Archives, "1981 Statistics" (1981). *Women's Track and Field*. 26.
https://digitalcommons.georgefox.edu/athletics_womentrack/26

This Statistics is brought to you for free and open access by the George Fox University Athletics at Digital Commons @ George Fox University. It has been accepted for inclusion in Women's Track and Field by an authorized administrator of Digital Commons @ George Fox University. For more information, please contact arolfe@georgefox.edu.

OUTDOOR
NCWSA TRACK AND FIELD
LEADING PERFORMANCES
APRIL 2, 1981

<u>100 Meters</u>			
*Marlene Dean	UPS	12.14	3/28
*Karen Osburn	BSU	12.3	3/21
*Jackie Jackson	GFC	12.6	3/28
*Val Dworak	BSU	12.75	3/21
Donna Curry	PLU	13.0	2/28
Vicki Chavez	SOSC	13.0	3/14
Lauri Dominaski	WWU	13.0	3/21
Jackie Davis	GFC	13.0	3/28
Elisa Undodell	SPU	13.4	2/28
Kay Archer	WWU	13.4	3/21
Sandy Schaefer	IDA	13.4	3/28

<u>200 Meters</u>			
*Jackie Jackson	GFC	25.5	3/28
*Karen Osburn	BSU	25.89	3/21
*Marlene Dean	UPS	25.9	3/21
*Val Dworak	BSU	26.05	3/7
*Donna Curry	PLU	26.26	3/28
Sheri McCormick	CWU	26.9	2/28
Alice Pleasant	CWU	27.0	2/28
Cheryl Boulrier	SPU	27.4	2/28
Lisa Sweo	WIL	27.5	3/14
Jan Downing	PLU	27.58	3/28

<u>400 Meters</u>			
*Kim Ward	IDA	57.9	3/28
*Al. Falkenberg	IDA	58.1	3/28
*Darla Hasselquist	BSU	58.26	3/21
*Karma Osburn	BSU	58.52	3/7
*Deborah Carter	SPU	58.91	3/21
Evelyn Boettger	IDA	60.00	2/7
Diana Dodds	BSU	60.41	3/7
Anna Damiano	BSU	61.48	3/7
Dawn Graham	WWU	61.5	3/21
Carla Randal	WWU	61.7	3/21
Bethany Ryals	WWU	61.7	3/21

<u>800 Meters</u>			
*Lauri Bannik	SPU	2:15.8	3/21
*LeeAnn Roloff	IDA	2:15.9	2/21
*Jody Aronson	BSU	2:19.68	3/21
*Kim Ward	IDA	2:21.2	2/21
*Laura Meyers	CWU	2:21.8	3/28
Parnell	UPS	2:22.71	3/28
Cheryl Patrovich	WWU	2:22.9	3/21
Liv Jonassen	WWU	2:23.1	3/21
Debbie Tri	PLU	2:23.73	3/28
Shirley Bates	SPU	2:24.28	3/21

<u>1500 Meters</u>			
*Kathy Kenworthy	BSU	4:33.02	3/21
*Patsy Sharples	IDA	4:36.19	2/7
*Jody Aronson	BSU	4:42.6	3/21
*LeeAnn Roloff	IDA	4:48.68	2/7
*Debbie Tri	PLU	4:50.22	3/21

<u>1500 Meters Cont...</u>			
*Jane Abbott	WWU	4:50.8	3/21
*Laura Meyers	CWU	4:50.5	3/20
*Jenny Ord	IDA	4:51	3/28
*Missi Nelson	SPU	4:52.4	3/21
Kathy Parnell	UPS	4:54.1	3/21

<u>3000 Meters</u>			
*Patsy Sharples	IDA	9:33.9	3/14
*Gail Volk	SPU	10:03	3/14
*Kathy Kenworthy	BSU	10:10.12	3/21
*Jenny Ord	IDA	10:19.8	2/21
*Kristy Purdy	PLU	10:22.4	3/14
*Laura Meyers	CWU	10:26.7	3/14
*Connie Benson	SPU	10:30.5	3/14
*Penny Messenger	IDA	10:40.3	2/21
*Diane Johnson	PLU	10:45	3/14
Bridget Cook	SOSC	10:47.9	3/14

<u>5000 Meters</u>			
*Gail Volk	SPU	17:15	3/21
*Kristy Purdy	PLU	17:43.9	3/21
*Sonia Blackstock	IDA	17:59.5	3/28
*Angela French	UPS	18:24.8	2/28
*Cindy Crow	BSU	18:26.97	3/21
*Cherry Gardner	BSU	18:46.88	3/21
*Carol Lewis	WHIT	18:51	3/21
Becky Lathrop	WWU	19:10.9	3/21
Shauna Lakin	PLU	19:14.1	3/21
Lynn Baudin	WWU	19:15	3/21

<u>10,000 Meters</u>			
Patsy Sharples	IDA	35:14	3/28
Gail Volk	SPU	35:28	2/28
Connie Benson	SPU	37:49.3	3/21
Angela French	UPS	37:59.3	3/21
Diane Johnson	PLU	38:37.6	2/28
Suzanne Tovrea	LIN	39:42	3/21
Kelly Warren	IDA	39:44.6	3/28
Cindy P.-Fry	IDA	43:56.5	3/28
Mary Branson	PLU	49:03	3/21

<u>4x100 Relay (4x110y)</u>			
Boise State		48.6(y)	3/7
Simon Frasier		49.5	3/14
George Fox		50.0	3/14
Seattle Pacific		51.01	3/21
Idaho		51.5	3/28
Southern Oregon		51.7	3/14
Western Washington		51.9	3/21
Central Washington		52.3	3/14
Univ. of Puget Sound		52.42	3/28
Willamette		52.8(y)	3/14

4x400 Relay (4x440y)

Idaho	3:53.1	2/21
Boise State	3:55.74y	3/21
Seattle Pacific	3:58.9	3/14
Western Washington	4:01.6	3/21
Geoge Fox	4:07.3	3/14
Willamette	4:07.9y	3/14
Pacific Luthern	4:11	3/14

100 Meter Hurdles

*Marianne Ball	SFU	14.9	3/14
*Colleen Williams	IDA	15.0	3/28
*Heather Jahr	PLU	15.53	3/28
*Mary Crevelt	BSU	15.88	3/21
*Rhonda James	IDA	15.9	3/28
*Donna Davidson	WWU	16.0	3/21
*Teri Meece	BSU	16.03	3/7
Cynthia Shepard	OCE	16.3	3/14
Wendy Malich	WWU	16.3	3/14
Tami Read	SOSC	16.58	3/14

400 Meter Hurdles

*Colleen Williams	IDA	63.8	3/28
*Donna Davidson	WWU	66.9	3/14
*Jeanne Setera	SPU	67.1	3/14
*Diana Dodds	BSU	67.16	3/21
*Judy Ray	SPU	67.72	3/21
*Tami Read	SOSC	68.1	3/14
Mary Crevelt	BSU	69.53	3/21
Karen Maxwell	GFC	69.7	3/28
Debbie Ocken	WWU	69.9	3/21
Saundra Burns	GFC	70.4	3/28

High Jump

*Kim Carroll	BSU	5'6"	3/21
*Anna Marie Solomonson	BSU	5'3"	3/21
*Nancy Gregg	CWU	5'2"	2/28
*Cindy Stewart	BSU	5'2"	3/7
*Kristy Dees	WWU	5'2"	3/21
*Kristin Frantsen	PLU	5'2"	3/28
Rhonda James	IDA	5'1"	3/28
Seven others have jumped 5'0"			

Javelin

*Lorna Raabe	CWU	133'3"	3/14
*Cathy Wilson	SPU	39.48(129'6")	3/21
*Cathy Winterbotham	SOSC	39.45(129'5")	3/14
*Shannon Joseph	SOSC	39.30(128'11")	3/14
*Joan Williamson	WWU	127'9"	3/21
Diane Fox	LIN	115'4"	3/28
Ann Davis	WIL	113'5"	3/14
Lynnette Phillips	GFC	108'4"	3/28
Anna Marie Solomonson	SPU	104'5"	3/21
Cam Viebrock	PLU	93'2"	3/28

Shot Put

*Jackie Degel	RMC	42'9.5"	1/3
*Cathy Wilson	SPU	12.42(40'9")	3/2
*Karen Gurske	GFC	40'7.5"	3/2
*Jill Palmquist	CWU	39'11 $\frac{1}{2}$ "	3/7
*Andrea Heilman	PUN	38'5"	3/2
*Nicki Luper	IDA	38'5"	3/2
*Ann Davis	WIL	38'3 $\frac{1}{4}$ "	3/1
Joy Czmowski	SOSC	11.05(36'3")	3/1
Sheryl Ward	OCE	10.63(34'10 $\frac{1}{2}$ ")	3/1
Diane McAnulty	BSU	10.63(34'10 $\frac{1}{2}$ ")	1/3

Discus

*Andrea Heilman	PUN	127'8 $\frac{1}{2}$ "	3/2
*Karen Hunsey	SPU	127'7 $\frac{1}{2}$ "	2/2
*Ann Davis	WIL	125'11"	3/1
Diane McAnulty	BSU	124'0"	3/7
Shannon Joseph	SOSC	113'9"	3/1
Karen Gurski	GFC	112'8"	3/2
Jill Palmquist	CWU	111'11"	2/2
Nicki Luper	IDA	108'2"	3/2
Joy Czmowski	SOSC	106'7 $\frac{1}{2}$ "	3/1
Theresa Hulus	OCE	105'9 $\frac{1}{2}$ "	3/1

Long Jump

*Flagg	WHIT	17'7"	3/21
*Marlene Dean	UPS	17'4"	2/28
Alice Pleasant	CWU	17'1"	2/28
Jacquie Williams	GFC	16'11 $\frac{3}{4}$ "	3/28
Cynthia Shepard	OCE	16'11 $\frac{1}{4}$ "	3/14
Kim Ward	IDA	16'9"	2/7
Joyce Taylor	BSU	16'7"	3/7
Denise Steele	CWU	16'4 $\frac{1}{2}$ "	2/28
Tami Read	SOSC	16'4 $\frac{1}{2}$ "	3/14
Wendy Schwarz	BSU	16'3 $\frac{3}{4}$ "	3/7

GEORGE FOX COLLEGE
WOMENS TRACK & FIELD
SCHOOL RECORDS

<u>YEAR SET</u>	<u>EVENT</u>	<u>HOLDER</u>	<u>TIME/DISTANCE</u>
1981	100 meters	Jackie Jackson	11.9
1979	200 meters	Joyce Yates	24.6
1980	400 meters	Shavon Deanis	56.22 ET
1981	800 meters	Nora Thompson	2:23.3
1979	1500 meters	Eileen McDougal	4:49.4
1982	3000 meters	Nancy Roley	11:12.9
1981	5000 meters	Lisa Slocum	20:48.4
1980	100 M Hurdles	Karen Maxwell	15.17 ET
1980	400 M Hurdles	Karen Maxwell	1:05.0
1980	4x100M Relay	Jacque Davis Shavon Dennis Karen Maxwell Jacquie Williams	49.3
1981	4x400M Relay	Nora Thompson Jacquie Williams Karen Maxwell Jackie Jackson	4:02.4
1980	Long Jump	Jacquie Williams	17' 5"
1979	High Jump	Mary Ann Mason	5' 3"
1982	Discus	Karen Gurske	119' 7"
1977	Javelin	Sue Banta	154' 10"
1981	Shot Put	Karen Gurske	42' 2½"
1980	Pentathlon	Karen Maxwell	3242

WOMEN'S TRACK & FIELD RECORDS Continued

<u>Relay Records</u>			
1980	High Jump Relay	Karen Maxwell Jacquie Williams Saundra Burns	14' $\frac{1}{2}$ "
1981	400M Shuttle Hurdle Relay	Nora Thompson Saundra Burns Lois Thomas Jacquie Williams	1:08
1981	Shot Put Relay	Karen Gurske Lynette Phillips Rachel Hampton	99' $\frac{1}{2}$ "
1981	800M Sprint Medley	Jacque Davis Jacquie Williams Jackie Jackson Lois Thomas	1:56.4
1980	800M Relay	Jacque Davis Karen Maxwell Jacquie Williams Shavon Dennis	1:46.50 ET
1981	Javelin Relay	Lynette Phillips Tina Stephenson Karen Gurske	269' $11\frac{1}{4}$ "

1981 SEASON'S BEST

400 Relay	Sherman, Frisk 42.8 Reynolds, VanWinkle 5/9	Reynolds, VanWinkle 43.4 Frisk, Smith 4/28		
1500	3:51.0 5-1 Otto 3:54.5 4/24	Pearson 4:01.9 3/14		
110 High Hurdles	Frisk 14.6 5/9	Reynolds 14.9 4/24		
400	VanWinkle 49.9 4/11	M. Driesner 50.7 4/14	D. Driesner 53.3 4/11	Wilkinson 53.7 3/28
100	Reynolds 11.0 4/24	Sherman 11.0 5/9	Frisk 11.5 4/11	VanWinkle 11.7 3/28
800	Otto 1:52.4 3/14	Pearson 1:55.3 4/24		
Intern Hurdles	Frisk 53.0 4/24	Smith 63.0 4/11		
200	Reynolds 22.2 4/24	Sherman 22.5 5/9	VanWinkle 23.3 3/28	Frisk 23.4 3/14
1500 Relay	Otto, Pearson, Frisk VanWinkle 3:21.9 4/24	Otto, M. Driesner, 3/25 VanWinkle, Frisk 3:23.2	Otto, M. Driesner, 3/12 VanWinkle, Frisk 3:25.0	Reynolds, M. Driesner 4/4 VanWinkle, Frisk 3:27.5
5000	15:51.6 Otto 3/14	16:58.0 Smiley 4/24		
10,000	Smiley 37:30.5 3/28			
Steeple Chase	Otto 9:23.5 4/11	Smiley 10:31 4/24		
Pole Vault	Heydel 13-6 5/9	Sherman 12-6 3/28		
High Jump	James 6-9 5/9	Barkdull 6-2 3/14	Reynolds 5-7 3/23 VanWinkle	
Long Jump	Reynolds 22½ 3/10	Barkdull 21-1½ 3/14	VanWinkle 20-5 3/23	
Triple Jump	Smith 44-¾ 4/18	Wilkinson 39-5 4/4		
Shot	Curtis 41-7½ 4/4	Miller 38-4½ 4/18	Smith 34-7 3/7	
Discus	Huisenga 133-8 3/28	Curtis 131-8 4/4	Miller 131-4 4/24	
Javelin	James 160-7 4/24	Huisenga 154-10 4/18		
Hammer	Curtis 159-0 3/14	Smith 138-2 4/18	Huisenga 125-11 4/4	
Decathlon	Reynolds 5215 3/23-24	VanWinkle 5142 3/23-24		
Marathon	Winter 2:46:55 2/28			
Walk	Smiley 62:03.5 5/9			

BRUN TRACK
1981
Point Totals

	EOSC			Linfield				TOTAL
	NNC	L&C	OCE	OCE, Pac.	PLU, Alum	Will.	Dist.	
	U of P							
1. Barkdull, Brian	0	17	2	0	1/2	0	0	3 1/2
2. Galley, Scott	0	1	3	3	3 1/2	3 1/2		3 1/2
3. Curtis, Steve	10	6	13	7	6	10	0	52
4. Driesner, David	0	0	1	2 1/2	1	-	-	4 1/2
5. Driesner, Mark	1 3/4	3	4 1/2	2 1/2	-	-	-	11 1/2
6. Frisk, Rick	11 1/2	14 1/2	16 1/2	7	11 1/2	23 1/2	0	83 3/4
7. Heydel, Brent	3	3	5	1	3	6		21
8. Huisenga, Steve	1	0	5	1	1	0		8
9. James, Owen	7	5	8	6	6	10	0	42
10. Miller, Roger	0	0	0	0	3	0		3
11. Otto, Wendell	8 3/4	8	11 1/2	7 1/2	10	19 1/2	0	65
12. Pearson, Keith	2	4	8	7 1/2	3	7 1/2		32
13. Reynolds, Mark	13 1/2	11 1/2	14 1/2	10 1/2	15 1/2	12		76 3/4
14. Shervan, Ted	2	0	3	0	0	-		5
15. Sherman, Tim	3/4	ham	ham	ham	6	8		14 3/4
16. Smiley, Duane	0	0	3	0	6	1		10
17. Smith, Nolan	3	4 1/2	7 1/2	5 1/2	4 1/2	0		24 1/2
18. VanWinkle, Tom	3 1/2	7 1/2	10 1/2	9	6 1/2	9 1/2		45 3/4
19. Wilkinson, Dave	0	-	-	-	-	0		0
20. Winter, Jack						4		4

91-UoFP	67/96	113/45	69.5-Lin	82 1/2/	140-L&C
67.5-GF		112	67-GF	79 1/2	122 1/2-W
26.5-NNC	L	Shown	55-Alum	W	109-GFC
22-EOSC		W	48.5-OCE	1/2	96-L
2/4	2/2	1/2	39-PLU	GF/Lin	78-EOSC
			16-Pac		63-NNC
			2/6		61 1/2-SOSC
					33-WOSC
					10-P

NCWSA TRACK AND FIELD
 LEADING PERFORMANCES
 FINAL UPDATE
 RESULTS RECEIVED BY APRIL 30, 1981

100 Meters

*Cathy Davis	EWU	11.9	4/18
*Jackie Jackson	GFC	12.05	4/4
*Marlene Dean	UPS	12.14	3/28
*Karen Osburn	BSU	12.18	4/18
*Al. Falkenberg	IDA	12.2	4/18
*Kristy Curley	EWU	12.25	4/18
*Antonnette Blythe	NNC	12.42	4/18
*Laurie Brock	EWU	12.5	4/4
*Sheri McCormick	CWU	12.5	4/11
*Julie Fitzgerald	EOSC	12.6	4/18
*Jacque Davis	GFC	12.6	4/18
*Val Dworak	BSU	12.64	4/11
*Susan Storck	EOSC	12.7	4/11
*Marianne Ball	SFU	12.7	4/18
*Barb Kockana	EWU	12.7	4/25

200 Meters

*Cathy Davis	EWU	24.6	4/18
*Al. Falkenberg	IDA	24.9	4/18
*Jackie Jackson	GFC	25.0	4/4
*Karen Osburn	BSU	25.14	4/18
*Marianne Ball	SFU	25.6	4/18
*Val Dworak	BSU	25.61	4/11
*Darla Hasselquist	BSU	25.8	4/4
*Marlene Dean	UPS	25.9	3/21
*Deborah Carter	SPU	26.0	4/16
*Laurie Brock	EWU	26.16	4/10
*Sheri McCormick	CWU	26.2	4/18
*Donna Curry	PLU	26.26	3/28
*Cheryl Roulier	SPU	26.4	4/16
*Barb Kockana	EWU	26.4	4/25

400 Meters

*Al. Falkenberg	IDA	56.52	4/25
*Darla Hasselquist	BSU	56.69	4/11
*Cathy Davis	EWU	57.4	4/4
*Cheryl Roulier	SPU	57.74	4/25
*Colleen Williams	IDA	57.85	4/18
*Kim Ward	IDA	57.9	3/28
*Deborah Carter	SPU	57.9	4/16
*Karma Osburn	BSU	58.52	3/7
*Bethany Ryals	WWU	58.9	4/11
*Karen Osburn	BSU	59.4	4/4

800 Meters

*Jody Aronson	BSU	2:13.5	4/4
*Helen Waterhouse	IDA	2:13.9	4/11
*Lauri Bannik	SPU	2:14.2	4/16
*LeeAnn Roloff	IDA	2:15.9	2/21
*Karen Rudd	SFU	2:17.5	4/4
*Jackie Miller	L&C	2:18.3	4/25
*Linda Robinson	WIL	2:19.4	4/25
*Sheryl Tuttle	SOSC	2:19.5	4/25
*Myra Kletke	EWU	2:19.6	4/4
*Cheryl Petrovich	WWU	2:20.4	4/4
*Carla Randall	WWU	2:18.2	4/16

800 Meters Cont.

*Monica Johnson	PLU	2:20.6	4/25
*Debbie Tri	PLU	2:20.7	4/25
*Krista Dong	PLU	2:20.7	4/25
*Ronda Burnett	EOSC	2:20.9	3/28
*Cathy Nash	WIL	2:20.9	4/11
*Darla Hasselquist	BSU	2:20.96	4/18
*Diana Dodds	BSU	2:21.09	4/18
*Kim Ward	IDA	2:21.2	2/21
*Laura Meyers	CWU	2:21.8	3/28

1500 Meters

*Patsy Sharples	IDA	4:31.6	4/11
*Jody Aronson	BSU	4:32.9	4/11
*Kathy Kenworthy	BSU	4:33.02	3/21
*Suzanne Tovrea	LIN	4:43.0	4/4
*LeeAnn Roloff	IDA	4:43.84	4/18
*Gail Volk	SPU	4:44.2	4/16
*Helen Waterhouse	IDA	4:44.3	4/4
*Laura Meyers	CWU	4:44.8	4/18
*Debbie Tri	PLU	4:48.2	4/4
*Jane Abbott	WWU	4:48.2	4/4
*Ann Jenk	PAC	4:48.61	4/18
*Ronda Burnett	EOSC	4:48.9	3/28
*Missi Nelson	SPU	4:50.0	4/4
*Jenny Ord	IDA	4:51.0	3/28
*Kathy Parnell	UPS	4:51.4	4/4
*Dana Betsch	WHIT	4:51.9	4/25

3000 Meters

*Patsy Sharples	IDA	9:33.9	3/14
*Kathy Kenworthy	BSU	9:58.49	3/28
*Gail Volk	SPU	10:03.0	3/14
*Ronda Burnett	EOSC	10:07.4	3/7
*Kristy Purdy	PLU	10:12.6	4/25
*Jody Aronson	BSU	10:14.87	4/18
*Jenny Ord	IDA	10:19.8	2/21
*Cindy Crow	BSU	10:22.88	3/28
*Debbie Tri	PLU	10:24.1	4/25
*Laura Meyers	CWU	10:26.7	3/14
*Connie Benson	SPU	10:30.5	3/14
*Sonia Blackstock	IDA	10:31.2	4/18
*Diane Johnson	PLU	10:31.5	4/4
*Williamson	CWU	10:37.1	4/4
*C. Christiansen	CWU	10:37.2	4/18
*Penny Messenger	IDA	10:40.3	2/21
*Shawna Lakin	PLU	10:44.0	4/25
*Carol Lewis	WHIT	10:44.4	4/18

5000 Meters

*Patsy Sharples	IDA	16:29.9	4/25
*Gail Volk	SPU	17:04.0	4/16
*Kristy Purdy	PLU	17:33.8	4/25
*Laura Meyers	CWU	17:45.4	4/25
*Jenny Ord	IDA	17:50.02	4/25
*Sonia Blackstock	IDA	17:59.5	3/28

5000 Meters Cont.

*Bridgett Cook	WOSC	18:05.0	4/25
*Ronda Burnett	EOSC	18:08.2	4/11
*Diane Johnson	WIL	18:08.6	4/11
*Angela French	UPS	18:11.5	4/25
*Cindy Crow	BSU	18:13.9	4/11
*Connie Benson	SPU	18:17.8	4/16
*Suzanne Tovrea	LIN	18:18.0	4/25
*Missi Nelson	SPU	18:32.6	4/16
*Shawna Lakin	PLU	18:43.6	4/25
*Becki Lathrop	WWU	18:46.0	4/16
*Cherry Gardner	BSU	18:46.88	3/21
*Carol Lewis	WHIT	18:51.0	3/21

10,000 Meters

Patsy Sharples	IDA	35:14.0	3/28
Gail Volk	SPU	35:28.0	2/28
Sonia Blackstock	IDA	36:40.5	4/25
Kristy Purdy	PLU	37:12.8	4/4
Cindy Crow	BSU	37:47.7	4/4
Connie Benson	SPU	37:49.3	3/21
Angela French	UPS	37:59.3	3/21
Kelly Warren	IDA	38:33.2	4/25
Diane Johnson	PLU	38:37.6	2/28
Carmen Aguirre	CWU	38:41.8	4/25

4x100 Relay (4x110y)

Boise State	48.2	4/18
Eastern Washington	48.5	4/4
Simon Frasier	48.91	4/25
Central Washington	49.5	4/25
George Fox	49.6	4/18
Eastern Oregon	50.1	4/18
Western Washington	50.4	4/16
Idaho	50.5	4/4
Southern Oregon	50.8	4/11
Northwest Nazarene	50.82	4/18

4x400 Relay (4x440y)

Idaho	3:53.1	2/21
Boise State	3:55.74y	3/21
Western Washington	3:56.4	4/16
Seattle Pacific	3:58.9	3/14
Willamette	4:06.9	4/11
George Fox	4:07.2y	4/25
Eastern Washington	4:07.6	3/28
University of Portland	4:09.9	4/18
Pacific Lutheran	4:11.0	3/14

4x800 Meter Relay

Idaho	9:04.2	4/25
Western Washington	9:23.19	4/25
Seattle Pacific	9:25.0	4/16
Portland	9:33.29	4/25
Eastern Washington	10:09.0	4/18
Southern Oregon	11:45.07	4/11

800 Meter Medley Relay

Eastern Washington	1:56.5	4/25
Northwest Nazarene	1:59.08	4/18
Rocky Mountain College	1:59.3	4/18
Eastern Montana	2:03.6	4/18

100 Meter Hurdles

*Kristy Curley	EWU	14.8	4/25
*Marianne Ball	SFU	14.9	3/14
*Colleen Williams	IDA	15.0	3/28
*Mary Crevelt	BSU	15.3	4/4
*Rhonda Day	SOSC	15.3	4/11
*Tami Read	SOSC	15.4	4/25
*Karen Maxwell	GFC	15.5	4/18
*Heather Jahr	PLU	15.53	3/28
*Wendy Malich	WWU	15.6	4/4
*Jackie Williams	GFC	15.6	4/18
*Rhonda James	IDA	15.7	4/11
*Donna Davidson	WWU	15.7	4/16
*Chris Grant	EWU	15.99	4/25
*Teri Meece	BSU	16.03	3/7
*Lynne Hogue	RMC	16.2	4/18

400 Meter Hurdles

*Colleen Williams	IDA	61.66	4/11
*Chris Grant	EWU	64.17	4/10
*Lisa Payne	IDA	64.2	4/18
*Diana Dodds	BSU	64.71	4/25
*Tami Read	SOSC	65.8	4/25
*Donna Davidson	WWU	65.8	4/16
*Wendy Malich	WWU	66.9	4/16
*Esme Jensen	L&C	66.9	4/25
*Judy Ray	SPU	66.98	4/25
*Karen Maxwell	GFC	67.0	4/25
*Jeanne Setera	SPU	67.1	3/14
*Diane Thompson	UPS	68.3	4/25
*Mary Crevelt	BSU	68.72	3/28
*Maureen Freitag	NNC	68.9	4/18

High Jump

*Kim Carroll	BSU	5'9"	4/4
*Julie Fitzgerald	EOSC	5'6"	3/28
*Lauri Lingel	WIL	5'5"	3/20
*Cathy Wilson	SPU	5'5"	4/16
*Cindy Stewart	BSU	5'4"	4/4
*Kristy Dees	WWU	5'4"	4/4
*A.M. Solomonson	SPU	5'3"	3/21
*Dina Von Han	WWU	5'3"	4/16
*Nancy Gregg	CWU	5'2"	2/28
*Kristin Frantsen	PLU	5'2"	3/28
*Kathy Winterbotham	SOSC	5'2"	4/4
*Wendy Lewis	RMC	5'2"	4/10
*Lynne Hogue	RMC	5'2"	4/3
*Dana Fish	IDA	5'2"	4/4
*Rhonda James	IDA	5'2"	4/18
*Mary Beth King	UPS	5'2"	4/25

Discus

*Jackie Degel	RMC	141'3"	4/18
*Karen Hansey	SPU	141'1½"	4/16
*Diane McAnulty	BSU	134'10"	4/18
*Andrea Heilman	PAC	132'1"	4/25
*Cathy Wilson	SPU	130'10½"	4/16
*Peggy Marshall	WHIT	129'4"	4/25
*Jill Palmquist	CWU	129'1"	4/25
*Lori Kessel	EMC	126'4"	4/25
*Ann Davis	WIL	125'11"	3/14
Carla Damiano	BSU	124'0"	4/11

Long Jump

*Laurie Flagg	WHIT	18'5½"	4/4
*Kristy Curley	EWU	18'2"	3/28
*Antonnette Blythe	NNC	17'11½"	4/11
*K. Brown	WMC	17'6"	4/25
*Marlene Dean	UPS	17'4"	3/28
*Heather Jahr	PLU	17'4"	4/11
*Cynthia Shepard	WOSC	17'3½"	4/18
*Susie Chaffee	PAC	17'3¼"	4/18
*Alice Pleasant	CWU	17'2"	4/11
Kelly Varney	WHIT	17'½"	3/28

Javelin

*Michell McGandles	SFU	148'7¾"	4/18
*Lorna Raabe	CWU	145'8½"	4/18
*Joan Williamson	WWU	141'1"	4/11
*Jodi Siddell	WOSC	131'1"	4/18
*Cathy Wilson	SPU	39.48 (129'6")	3/21
*Kathy Winterbotha	SOSC	39.45 (129'5")	3/14
*Shannon Joseph	SOSC	39.30 (128'11")	3/14
*Karen Jackson	NMC	127'9½"	4/25
*Kim Van De Brake	EWU	126'8"	4/18
*Heide Apedaile	EMC	126'7½"	4/7
*Vicki Utley	PAC	125'2"	3/28
*Ann Davis	WIL	124'9"	4/25
*Laurie Buskala	CWU	123'3½"	4/18
*Diane Fox	LIN	122'6"	3/14
*Jackie Martin	RMC	120'4"	4/10

Shot Put

*Jackie Degel	RMC	42'10½"	4/25
*Jill Palmquist	CWU	42'0"	4/25
*Karen Gurske	GFC	41'10"	4/25
*Cathy Wilson	SPU	40'9"	3/21
*Lisa Smith	EWU	39'10"	4/25
*Ann Davis	WIL	39'9½"	4/4
*Andrea Heilman	PAC	39'1"	4/18
*Nicki Luper	IDA	38'5"	3/28
*Sandra Vernon	RMC	38'5"	4/25
*Carla Damiano	BSU	38'3"	4/18

OUTDOOR
NCWSA TRACK AND FIELD
LEADING PERFORMANCES
RESULTS RECEIVED BY APRIL 15, 1981

100 Meters

*Jackie Jackson	GFC	12.05	4/4
*Marlene Dean	UPS	12.14	3/28
*Karen Osburn	BSU	12.26	4/11
*Cathy Davis	EWU	12.4	3/28
*Kristy Curley	EWU	12.4	4/4
*Laurie Brock	EWU	12.5	4/4
*Sheri McCormick	CWU	12.5	4/11
*Val Dworak	BSU	12.64	4/11
*Susan Storck	EOSC	12.7	4/11
*Julie Fitzgerald	EOSC	12.7	4/11

200 Meters

*Jackie Jackson	GFC	25.0	4/4
*Val Dworak	BSU	25.61	4/11
*Darla Hasselquist	BSU	25.8	4/4
*Karen Osburn	BSU	25.89	3/21
*Marlene Dean	UPS	25.9	3/21
*Lauri Brock	EWU	26.16	4/10
*Donna Curry	PLU	26.26	3/28
Sheri McCormick	CWU	26.5	4/11
Teri Marrazzo	EWU	26.6	4/4
Jackie Davis	GFC	26.66	4/4

400 Meters

*Darla Hasselquist	BSU	56.69	4/11
*Al. Falkenberg	IDA	56.99	4/11
*Cathy Davis	EWU	57.4	4/4
*Kim Ward	IDA	57.9	3/28
*Karma Osburn	BSU	58.52	3/7
*Deborah Carter	SPU	58.91	3/21
Chris Grant	EWU	59.53	4/10
Sheri McCormick	CWU	59.9	4/4
Evelyn Boettger	IDA	60.00	2/7
Corinna Lee	SFU	60.00	4/4

800 Meters

*Jody Aronson	BSU	2:13.5	4/4
*Helen Waterhouse	IDA	2:13.9	4/11
*Lauri Bannik	SPU	2:14.4	4/4
*LeeAnn Roloff	IDA	2:15.9	2/21
*Karen Rudd	SFU	2:17.5	4/4
*Myra Kletke	EWU	2:19.6	4/4
*Cheryl Petrovich	WWU	2:20.4	4/4
*Ronda Burnett	EOSC	2:20.9	3/28
*Cathy Nash	WIL	2:20.9	4/11
*Kim Ward	IDA	2:21.2	2/21
*Jackie Miller	L&C	2:21.2	4/11
*Sheryl Tuttle	SOSC	2:21.52	4/4
*Laura Meyers	CWU	2:21.8	3/28

1500 Meters

*Patsy Sharples	IDA	4:31.6	4/11
*Jody Aronson	BSU	4:32.9	4/11
*Kathy Kenworthy	BSU	4:33.02	3/21
*Suzanne Tovrea	LIN	4:43.0	4/4
*Helen Waterhouse	IDA	4:44.3	4/4

1500 Meters Cont.

*Debbie Tri	PLU	4:48.2	4/4
*Jane Abbott	WWU	4:48.2	4/4
*LeeAnn Roloff	IDA	4:48.68	2/7
*Ronda Burnett	EOSC	4:48.9	3/28
*Missi Nelson	SPU	4:50.0	4/4
*Laura Meyers	CWU	4:50.5	3/20
*Jenny Ord	IDA	4:51.0	3/28
*Kathy Parnell	UPS	4:51.4	4/4
*Ann Jenk	UP	4:52.9	3/28

3000 Meters

*Patsy Sharples	IDA	9:33.9	3/14
*Kathy Kenworthy	BSU	9:58.49	3/28
*Gail Volk	SPU	10:03.0	3/4
*Ronda Burnett	EOSC	10:07.4	3/7
*Jenny Ord	IDA	10:19.8	2/21
*Kristy Purdy	PLU	10:22.4	3/14
*Cindy Crow	BSU	10:22.88	3/28
*Laura Meyers	CWU	10:26.7	3/14
*Connie Benson	SPU	10:30.5	3/14
*Diane Johnson	PLU	10:31.5	4/4
*Williamson	CWU	10:37.1	4/4
*Sonia Blackstock	IDA	10:38.0	4/11
*Penny Messenger	IDA	10:40.3	2/21

5000 Meters

*Gail Volk	SPU	17:15.0	3/21
*Kristy Purdy	PLU	17:43.9	3/21
*Sonia Blackstock	IDA	17:59.5	3/28
*Ronda Burnett	EOSC	18:08.2	4/11
*Diane Johnson	WIL	18:08.6	4/11
*Cindy Crow	BSU	18:13.9	4/11
*Jenny Ord	IDA	18:16.1	4/4
*Laura Meyers	CWU	18:19.8	4/11
*Angela French	UPS	18:24.8	2/28
*Cherry Gardner	BSU	18:46.88	3/21
*Shauna Lakin	PLU	18:47.0	4/11
*Carol Lewis	WHIT	18:51.0	3/21

10,000 Meters

Patsy Sharples	IDA	35:14.0	3/28
Gail Volk	SPU	35:28.0	2/28
Kristy Purdy	PLU	37:12.8	4/4
Sonia Blackstock	IDA	37:40.1	4/4
Cindy Crow	BSU	37:47.7	4/4
Connie Benson	SPU	37:49.3	3/21
Angela French	UPS	37:59.3	3/21
Diane Johnson	PLU	38:37.6	2/28
Suzanne Tovrea	LIN	39:42.0	3/21
Kelly Warren	IDA	39:44.6	3/28

4x100 Relay (4x110y)

Eastern Washington	48.5	4/4
Boise State	48.5y	3/7
Simon Frasier	49.5	3/14
George Fox	50.0	3/14
Eastern Oregon	50.4	3/28

4x100 Relay Cont.

Idaho	50.5	4/4
Seattle Pacific	51.01	3/21
Willamette	51.5	4/11
Southern Oregon	51.7	3/14
Western Washington	51.8	4/4

4x400 Relay (4x440y)

Idaho	3:53.1	2/21
Boise State	3:55.74y	3/21
Seattle Pacific	3:58.9	3/14
Western Washington	4:01.6	3/21
Willamette	4:06.9y	4/11
George Fox	4:07.3	3/14
Eastern Washington	4:07.6	3/28
Pacific Lutheran	4:11.0	3/14

100 Meter Hurdles

*Kristy Curley	EWU	14.88	4/10
*Marianne Ball	SFU	14.9	3/14
*Colleen Williams	IDA	15.0	3/28
*Mary Crevelt	BSU	15.3	4/4
*Heather Jahr	PLU	15.53	3/28
*Rhonda Day	SOSC	15.6	4/4
*Wendy Malich	WWU	15.6	4/4
*Karen Maxwell	GFC	15.7	4/4
*Rhonda James	IDA	15.7	4/11
*Donna Davidson	WWU	15.8	4/4
*Tami Read	SOSC	15.9	4/4
*Jackie Williams	GFC	15.9	4/4
*Teri Meece	BSU	16.03	3/7
*Chris Grant	EWU	16.2	3/28

400 Meter Hurdles

*Colleen Williams	IDA	61.66	4/11
*Chris Grant	EWU	64.17	4/10
*Lisa Payne	IDA	64.9	4/11
*Diana Dodds	BSU	65.01	4/11
*Donna Davidson	WWU	66.4	4/4
*Jeanne Setera	SPU	67.1	3/14
*Esme Jensen	L&C	67.5	3/14
*Judy Ray	SPU	67.72	3/21
*Tami Read	SOSC	67.92	4/4
*Mary Crevelt	BSU	68.72	3/28
*Karen Maxwell	GFC	69.0	4/4

High Jump

*Kim Carroll	BSU	5'9"	4/4
*Julie Fitzgerald	EOSC	5'6"	3/28
*Lauri Lingel	WIL	5'5"	3/20
*Cindy Stewart	BSU	5'4"	4/4
*Kristy Dees	WWU	5'4"	4/4
*A.M. Solomonson	SPU	5'3"	3/21
*Nancy Gregg	CWU	5'2"	2/28
*Kristin Frantsen	PLU	5'2"	3/28
*Kathy Winterbotham	SOSC	5'2"	4/4
*Tomi Hamner	SFU	5'2"	4/4
*Dina Von Hahn	WWU	5'2"	4/4
*Wendy Lewis	RMC	5'2"	4/10
*L. Hogue	RMC	5'2"	4/3
*Dana Fish	IDA	5'2"	4/4

Javelin

*Lorna Raabe	CWU	40.64	(133'4")	4/4
*Cathy Wilson	SPU	39.48	(129'6")	3/21
*Kathy Winterbotham	SOSC	39.45	(129'5")	3/14
*Shannon Joseph	SOSC	39.30	(128'11")	3/14
*Joan Williamson	WWU	127'9"		3/21
*H. Apedaile	EMC	126'7½"		4/7
*Vicki Utley	UP	125'2"		3/28
*Kim Van De Brake	EWU	125'2"		4/10
*Michelle McCandles	SFU	122'8"		4/4
*Diane Fox	LIN	122'6"		3/14
*Laurie Buskala	CWU	37.10	(121'8½")	4/4
*Jackie Martin	RMC	120'4"		4/10
*Jodi Siddell	OCE	120'2"		4/3

Discus

*Jackie Dagel	RMC	139'1"		4/10
*Diane McAnulty	BSU	133'7"		4/4
*Karen Hunsey	SPU	133'2"		4/4
*Andrea Heilman	PU	129'0"		3/14
*Peggy Marshall	WHIT	127'2"		4/4
*Ann Davis	WIL	125'11"		3/14
Jill Palmquist	CWU	121'11"		3/28
E. Skurdahl	RMC	118'0"		4/3
Joy Czmowski	SOSC	116'11"		4/4
Carla Damiano	BSU	115'10"		3/28

Long Jump

*Laurie Flagg	WHIT	18'5½"		4/4
*Kristy Curley	EWU	18'2"		3/28
*Marlene Dean	UPS	17'4"		3/28
*Heather Jahr	PLU	17'4"		4/11
*Alice Pleasant	CWU	17'2"		4/11
Antonnette Blythe	NNC	17'13/4"		3/28
Cynthia Shepard	OCE	17' 1½"		4/11
Kelly Varney	EOSC	17'½"		3/28
Jacquie Williams	GFC	16'113/4"		3/28
Wendy Schwarz	BSU	16'93/4"		4/11

Shot Put

*Jackie Dagel	RMC	42'9½"		1/30
*Karen Gurske	GFC	12.67	(41'7")	4/4
*Cathy Wilson	SPU	12.42	(40'9")	3/21
*Jill Palmquist	CWU	39'11½"		3/7
*Ann Davis	WIL	39'9½"		4/4
*Lisa Smith	EWU	39'2¼"		4/10
*Andrea Heilman	PU	38'5"		3/28
*Nicki Luper	IDA	38'5"		3/28
Sandra Vernon	RMC	37'3"		4/3
Joy Czmowski	SOSC	11.28	(37'0")	4/4

OUTDOOR
NCWSA TRACK AND FIELD
LEADING PERFORMANCES
RESULTS RECEIVED BY APRIL 9, 1981

<u>100 Meters</u>			
*Jackie Jackson	GFC	12.05	4/4
*Marlene Dean	UPS	12.14	3/28
*Karen Osburn	BSU	12.3	3/21
*Cathy Davis	EWU	12.4	3/28
*Kristy Curley	EWU	12.4	4/4
*Laurie Brock	EWU	12.5	4/4
*Val Dworak	BSU	12.75	3/21
Jackie Davis	GFC	12.8	4/4
Julie Fitzgerald	EOSC	12.8	4/4
*Antonette Blythe	NNC	12.90	4/4
Jackie Williams	GFC	12.9	4/4

<u>200 Meters</u>			
*Jackie Jackson	GFC	25.0	4/4
*Darla Hasselquist	BSU	25.8	4/4
*Karen Osburn	BSU	25.89	3/21
*Marlene Dean	UPS	25.9	3/21
*Val Dworak	BSU	26.05	3/7
*Donna Curry	PLU	26.26	3/28
Teri Marrazzo	EWU	26.6	4/4
Jackie Davis	GFC	26.66	4/4
Julie Fitzgerald	EOSC	26.8	4/4
Sheri McCormick	CWU	26.9	2/28
Corinna Lee	SFU	26.9	4/4

<u>400 Meters</u>			
*Darla Hasselquist	BSU	56.9	4/4
*Cathy Davis	EWU	57.4	4/4
*Al. Falkenberg	IDA	57.4	4/4
*Kim Ward	IDA	57.9	3/28
*Karma Osburn	BSU	58.52	3/7
*Deborah Carter	SPU	58.91	3/21
Sheri McCormick	CWU	59.9	4/4
Evelyn Boettger	IDA	60.00	2/7
Corinna Lee	SFU	60.00	4/4
Rosie Simpson	WWU	60.1	4/4

<u>800 Meters</u>			
*Lauri Bannik	SPU	2:14.4	4/4
*Jody Aronson	BSU	2:13.5	4/4
*LeeAnn Roloff	IDA	2:15.9	2/21
*Karen Rudd	SFU	2:17.5	4/4
*Myra Kletke	EWU	2:19.6	4/4
*Cheryl Petrovich	WWU	2:20.4	4/4
*Ronda Burnett	EOSC	2:20.9	3/28
*Kim Ward	IDA	2:21.2	2/21
*Sheryl Tuttle	SOSC	2:21.52	4/4
*Laura Meyers	CWU	2:21.8	3/28

<u>1500 Meters</u>			
*Kathy Kenworthy	BSU	4:33.02	3/21
*Patsy Sharples	IDA	4:36.19	2/7
*Jody Aronson	BSU	4:36.49	3/28
*Helen Waterhouse	IDA	4:44.3	4/4
*Debbie Tri	PLU	4:48.2	4/4

<u>1500 Meters Cont.</u>			
*Jane Abbott	WWU	4:48.2	4/4
*LeeAnn Roloff	IDA	4:48.68	2/7
*Ronda Burnett	EOSC	4:48.9	3/28
*Missi Nelson	SPU	4:50.0	4/4
*Laura Meyers	CWU	4:50.5	3/20
*Jenny Ord	IDA	4:51	3/28
*Kathy Parnell	UPS	4:51.4	4/4
*Ann Jenk	UP	4:52.9	3/28

<u>3000 Meters</u>			
*Patsy Sharples	IDA	9:33.9	3/14
*Kathy Kenworthy	BSU	9:58.49	3/28
*Gail Volk	SPU	10:03	3/14
*Ronda Burnett	EOSC	10:07.4	3/7
*Jenny Ord	IDA	10:19.8	2/21
*Kristy Purdy	PLU	10:22.4	3/14
*Cindy Crow	BSU	10:22.88	3/28
*Laura Meyers	CWU	10:26.7	3/14
*Connie Benson	SPU	10:30.5	3/14
*Diane Johnson	PLU	10:31.5	4/4
*Williamson	CWU	10:37.1	4/4
*Penny Messenger	IDA	10:40.3	2/21

<u>5000 Meters</u>			
*Gail Volk	SPU	17:15	3/21
*Kristy Purdy	PLU	17:43.9	3/21
*Sonia Blackstock	IDA	17:59.5	3/28
*Jenny Ord	IDA	18:16.1	4/4
*Angela French	UPS	18:24.8	2/28
*Cindy Crow	BSU	18:26.97	3/21
*Cherry Gardner	BSU	18:46.88	3/21
*Carol Lewis	WHIT	18:51	3/21
Becky Lathrop	WWU	19:10.9	3/21
Shauna Lakin	PLU	19:14.1	3/21

<u>10,000 Meters</u>			
Patsy Sharples	IDA	35:14	3/28
Gail Volk	SPU	35:28	2/28
Kristy Purdy	PLU	37:12.8	4/4
Sonia Blackstock	IDA	37:40.1	4/4
Cindy Crow	BSU	37:47.7	4/4
Connie Benson	SPU	37:49.3	3/21
Angela French	UPS	37:59.3	3/21
Diane Johnson	PLU	38:37.6	2/28
Suzanne Tovrea	LIN	39:42	3/21
Kelly Warren	IDA	39:44.6	3/28

<u>4x100 Relay (4x110y)</u>			
Eastern Washington		48.5	4/4
Boise State		48.6y	3/7
Simon Frasier		49.5	3/14
George Fox		50.0	3/14
Eastern Oregon St.Coll.		50.4	3/28
Idaho		50.5	4/4
Seattle Pacific		51.01	3/21
Southern Oregon		51.7	3/14
Western Washington		51.8	4/4
Central Washington		52.3	3/14

4x400 Relay (4x440y)

Idaho	3:53.1	2/21
Boise State	3:55.74y	3/21
Seattle Pacific	3:58.9	3/14
Western Washington	4:01.6	3/21
George Fox	4:07.3	3/14
Eastern Washington	4:07.6	3/28
Willamette	4:07.9y	3/14
Pacific Lutheran	4:11	4/14

100 Meter Hurdles

*Kristy Curley	EWU	14.9	4/4
*Marianne Ball	SFU	14.9	3/14
*Colleen Williams	IDA	15.0	3/28
*Mary Crevelt	BSU	15.3	4/4
*Heather Jahr	PLU	15.53	3/28
*Rhonda Day	SOSC	15.6	4/4
*Wendy Malich	WWU	15.6	4/4
*Karen Maxwell	GFC	15.7	4/4
*Donna Davidson	WWU	15.8	4/4
*Rhonda James	IDA	15.9	3/28
*Tami Read	SOSC	15.9	4/4
*Jackie Williams	GFC	15.9	4/4
*Teri Meece	BSU	16.03	3/7
*Chris Grant	EWU	16.2	3/28

400 Meter Hurdles

*Colleen Williams	IDA	63.8	3/28
*Chris Grant	EWU	65.0	4/4
*Diana Dodds	BSU	65.58	3/28
*Donna Davidson	WWU	66.4	4/4
*Jeanne Setera	SPU	67.1	3/14
*Judy Ray	SPU	67.72	3/21
*Tami Read	SOSC	67.92	4/4
*Mary Crevelt	BSU	68.72	3/28
*Karen Maxwell	GFC	69.0	4/4
Sheila Hall	EWU	69.6	4/4

High Jump

*Kim Carroll	BSU	5'9"	4/4
*Julie Fitzgerald	EOSC	5'6"	3/28
*Cindy Stewart	BSU	5'4"	4/4
*Kristy Dees	WWU	5'4"	4/4
*Anna Marie Solomonson	BSU	5'3"	3/21
*Nancy Gregg	CWU	5'2"	2/28
*Kristin Frantsen	PLU	5'2"	3/28
*Kathy Winterbotham	SOSC	5'2"	4/4
*Tomi Hamner	SFU	5'2"	4/4
*Dina Von Hahn	WWU	5'2"	4/4

Javelin

*Lorna Raabe	CWU	40.64(133'4")	4/4
*Cathy Wilson	SPU	39.48(129'6")	3/21
*Kathy Winterbotham	SOSC	39.45(129'5")	3/14
*Shannon Joseph	SOSC	39.30(128'11")	3/14
*Joan Williamson	WWU	127'9"	3/21
*Vicki Utley	UP	125'2"	3/28
*Kim Van De Brake	EWU	124'11"	3/28

Javelin Cont.

*Michelle McCandless	SFU	122'8"	4/4
*Laurie Buskala	CWU	37.10 (121'8½")	4/4
Jeannie McCarthy	EWU	117'7"	3/4

Shot Put

*Jackie Degel	RMC	42'9½"	1/4
*Karen Gurske	GFC	12.67 (41'7")	4/4
*Cathy Wilson	SPU	12.42 (40'9")	3/2
*Jill Palmquist	CWU	39'11½"	3/7
*Andrea Heilman	PU	38'5"	3/2
*Nicki Luper	IDA	38'5"	3/2
*Ann Davis	WIL	38'3"	3/1
Joy Czmowski	SOSC	11.28 (37'0")	4/4
Karen Hunsey	SPU	36'9½"	4/4
Crocker	L&C	36'1"	4/4

Discus

*Diane McAnulty	BSU	133'7"	4/4
*Karen Hunsey	SPU	133'2"	4/4
*Andrea Heilman	PU	127'8½"	3/2
*Peggy Marshall	WHIT	127'2"	4/4
*Ann Davis	WIL	125'11"	3/1
Jill Palmquist	CWU	121'11"	3/2
Joy Czmowski	SOSC	116'11"	4/4
Carla Damiano	BSU	115'10"	3/2
Shannon Joseph	SOSC	113'9"	3/1
Karen Gurske	GFC	112'8"	3/2

Long Jump

*Laurie Flagg	WHIT	18'5½"	4/4
*Kristy Curley	EWU	18'2"	3/2
*Marlene Dean	UPS	17'4"	2/2
Antonnette Blythe	NNC	17'13/4"	3/2
Alice Pleasant	CWU	17'1"	2/2
Kelly Varney	EOSC	17'½"	3/2
Jacquie Williams	GFC	16'113/4"	3/2
Cynthia Shepard	OCE	16'11¼"	3/1
Kim Ward	IDA	16'9"	2/7
Joyce Taylor	BSU	16'7"	3/7

- 1.) All results received on Thursday or later will appear on the following week's list.
- 2.) Please send a copy of complete meet results, not just a list of your athletes' performances. If an athlete achieves a qualifying mark but does not appear on official results, send us a copy of the regional qualifying card properly completed.
- 3.) Underline regional qualifying marks only, not meet records, non-qualifying marks, etc.
- 4.) Send results to Roger Norris, PEB 203, University of Idaho, Moscow, Idaho 83843. Results sent to other addresses or other people will be delayed or lost.
- 5.) Please record hand times in tenths of seconds only. Only F.A.T.'s should be recorded in hundredths.

OUTDOOR
 NCWSA TRACK AND FIELD
 LEADING PERFORMANCES
 MARCH 27, 1981

100 Meters

*Karen Osburn	BSU	12.30	3/21
*Marlene Dean	UPS	12.5	3/21
*Val Dworak	BSU	12.75	3/21
Donna Curry	PLU	13.0	2/28
Vicki Chavez	SOSC	13.0	3/14
Lauri Dominaski	WWU	13.0	3/21
Elisa Undodell	SPU	13.4	2/28
Kay Archer	WWU	13.4	3/21
Susie Holliday	OCE	13.5	3/14
Denise Riley	SPU	13.6	2/28

200 Meters

*Karen Osburn	BSU	25.89	3/21
*Marlene Dean	UPS	25.9	3/21
*Val Dworak	BSU	26.05	3/7
Sheri McCormick	CWU	26.9	2/28
Alice Pleasant	CWU	27.0	2/28
Donna Curry	PLU	27.16	3/21
Cheryl Boulier	SPU	27.4	2/28
Lisa Sweo	WIL	27.5	3/14
Sandy Schaefer	IDA	27.9	2/7
Joyce Taylor	BSU	28.3	3/7

400 Meters

*Darla Hasselquist	BSU	58.26	3/21
*Karma Osburn	BSU	58.52	3/7
*Deborah Carter	SPU	58.91	3/21
Evelyn Boettger	IDA	60.00	2/7
Diana Dodds	BSU	60.41	3/7
Anna Damiano	BSU	61.48	3/7
Dawn Graham	WWU	61.5	3/21
Carla Randal	WWU	61.7	3/21
Bethany Ryals	WWU	61.7	3/21
Janis Swanson	WWU	62.9	3/21

800 Meters

*Lauri Bannik	SPU	2:15.8	3/21
*LeeAnn Roloff	IDA	2:15.9	2/21
*Jody Aronson	BSU	2:19.68	3/21
*Kim Ward	IDA	2:21.2	2/21
Cheryl Patrovich	WWU	2:22.9	3/21
Liv Jonassen	WWU	2:23.1	3/21
Shirley Bates	SPU	2:24.28	3/21
Laura Meyers	CWU	2:24.5	2/28
Judy Smith	BSU	2:25.12	3/21
Jane Abbott	WWU	2:26.6	3/21

1500 Meters

*Kathy Kenworthy	BSU	4:33.02	3/21
*Patsy Sharples	IDA	4:36.19	2/7
*Jody Aronson	BSU	4:42.6	3/21
*LeeAnn Roloff	IDA	4:48.68	2/7
*Debbie Tri	PLU	4:50.22	3/21

1500 Meters Cont.

*Jane Abbott	WWU	4:50.8	3/21
*Laura Meyers	CWU	4:51.2	2/21
*Missi Nelson	SPU	4:52.40	3/21
Kathy Parnell	UPS	4:54.1	3/21
Robin McMicken	IDA	4:56.8	2/7

3000 Meters

*Patsy Sharples	IDA	9:33.9	3/14
*Gail Volk	SPU	10:03	3/14
*Kathy Kenworthy	BSU	10:10.12	3/21
*Jenny Ord	IDA	10:19.8	2/21
*Kristy Purdy	PLU	10:22.4	3/14
*Laura Meyers	CWU	10:26.7	3/14
*Connie Benson	SPU	10:30.5	3/14
*Penny Messenger	IDA	10:40.3	2/21
*Diane Johnson	PLU	10:45	3/14
Bridget Cook	SOSC	10:47.9	3/14

5000 Meters

*Gail Volk	SPU	17:15	3/21
*Kristy Purdy	PLU	17:43.9	3/21
*Angela French	UPS	18:24.8	2/28
*Cindy Crow	BSU	18:26.97	3/21
*Cherry Gardner	BSU	18:46.88	3/21
*Carol Lewis	WHIT	18:51	3/21
Becky Lathrop	WWU	19:10.9	3/21
Shauna Lakin	PLU	19:14.1	3/21
Lynn Baudin	WWU	19:15	3/21
Carolyn Hays	PLU	19:21	2/28

10,000 Meters

Gail Volk	SPU	35:28	2/28
Connie Benson	SPU	37:49.3	3/21
Angela French	UPS	37:59.3	3/21
Diane Johnson	PLU	38:37.6	2/28
Suzanne Tovrea	LIN	39:42	3/21
Mary Branson	PLU	49:03	3/21

4x100 Relay (4x110y)

Boise State	48.6(y)	3/7
Simon Frasier	49.5	3/14
George Fox	50.0	3/14
Seattle Pacific	51.01	3/21
Southern Oregon	51.7	3/14
Western Washing.	51.9	3/21
Central Washing.	52.3	3/14
Willamette	52.8(y)	3/14
Oregon College of Education	53.08	4/14

4x400 Relay (4x440y)

Idaho	3:53.1	2/21
Boise State	3:55.74(y)	3/21
Seattle Pacific	3:58.9	3/14
Western Washing.	4:01.6	3/21
George Fox	4:07.3	3/14
Willamette	4:07.9(y)	3/14
Pacific Luthern	4:11	3/14

100 Meter Hurdles

*Marianne Ball	SFU	14.9	3/14
*Mary Crevelt	BSU	15.88	3/21
*Donna Davidson	WWU	16.0	3/21
*Teri Meece	BSU	16.03	3/7
Cynthia Shepard	OCE	16.3	3/14
Wendy Malich	WWU	16.3	3/21
Tami Read	SOSC	16.58	3/14
Heather Jahr	PLU	16.7	3/21
Cathy Wilson	SPU	16.8	2/28
Joyce Taylor	BSU	17.1	3/7

400 Meter Hurdles

*Donna Davidson	WWU	66.9	3/14
*Jeanne Setera	SPU	67.1	3/14
*Diana Dodds	BSU	67.16	3/21
*Judy Ray	SPU	67.72	3/21
*Tami Read	SOSC	68.1	3/14
Mary Crevelt	BSU	69.53	3/21
Debbie Ocken	WWU	69.9	3/21
Teri Meece	BSU	70.47	3/7
Diana Thompson	UPS	76.6	2/28
Carol Temple	SOSC	83.7	3/14

High Jump

*Kim Carroll	BSU	5'6"	3/21
*Anna Marie Solomonson	SPU	1.60(5'3"	3/21
*Nancy Gregg	CWU	5'2"	2/28
*Cindy Stewart	BSU	5'2"	3/7
*Kristy Dees	WWU	5'2"	3/21
Erin Toole	IDA	5'0"	2/7
Wendy Lewis	RMC	5'0"	1/31
Rhonda James	IDA	5'0"	3/8
Laurie Lingel	WIL	5'0"	3/14
Nina Mendenhall	SOSC	5'0"	3/14
Kristin Frantsen	PLU	5'0"	3/14

Javelin

*Cathy Wilson	SPU	39.48(129'6")	3/21
*Cathy Winterbotham	SOSC	39.45(129'5")	3/14
*Shannon Joseph	SOSC	39.30(128'11")	3/14
*Joan Williamson	WWU	127'9"	3/21
Ann Davis	WIL	113'5"	3/14

Javlin Cont.

Anna Marie	SFU	104'5"	3/21
Solomonson	SPU	88'8"	2/28
Jill Palmquist	CWU	79'6"	2/28
Dawn Kvernenes	PLU		

Shot Put

*Jackie Degel	RMC	42'9.5"	1/30
*Cathy Wilson	SPU	12.42(40'9")	3/21
*Ann Davis	WIL	38'3 $\frac{1}{4}$ "	3/14
Joy Czmowski	SOSC	11.05(36'3")	3/14
Jill Palmquist	CWU	36'0"	2/28
Sheryl Ward	OCE	10.63(34'10.5")	3/14
Diane Mcanulty	BSU	10.63(34'10.5")	1/3
Karen Hunsey	SPU	34'0"	2/28
Nicki Luper	IDA	33'11"	2/7
Dawn Kvernenes	PLU	33'7 $\frac{1}{2}$ "	3/21

Discus

*Karen Hunsey	SPU	127'7.5"	2/28
*Ann Davis	WIL	125'11"	3/14
Diane McAnulty	BSU	124'0"	3/7
Shannon Joseph	SOSC	113'9"	3/14
Jill Palmquist	CWU	111'11"	2/28
Joy Czmowski	SOSC	106'7 $\frac{1}{2}$ "	3/14
Theresa Hulus	OCE	105'9 $\frac{1}{2}$ "	3/14
Stacy Howe	UPS	102'10"	3/21
Karen Hefferman	WWU	100'1"	3/21

Long Jump

*Flagg	WHIT	17'7"	3/21
*Marlene Dean	UPS	17'4"	2/28
Alice Pleasant	CWU	17'1"	2/28
Cynthia Shepard	OCE	16'11 $\frac{1}{4}$ "	3/14
Kim Ward	IDA	16'9"	2/7
Joyce Taylor	BSU	16'7"	3/7
Denise Steele	CWU	16'4.5"	2/28
Tami Read	SOSC	16'4.5"	3/14
Wendy Schwarz	BSU	16'33/4"	3/7
Wendy Malich	WWU	16'3 $\frac{1}{2}$ "	3/21

Performances through 3/15/80

*Randy -
do this my copy?
Morgan*

NCWSA TRACK & FIELD
Leading Performances

100 METERS

*Connie Taylor	BSU	12.2	3/1
*Val Dworak	BSU	12.3	3/1
*Karen Osburn	BSU	12.4	3/1
*Jamie Day	EWU	11.6yi	3/1
*Sheri McCormick	CWU	12.7	3/1
*Kelly Morgan	BSU	12.8	3/1
Jacque Davis	GFC	13.0	3/15
Connie Wishart	Lin	13.5	3/1
Paula Stewart	WU	13.5	3/15
Sherrie Gott	LC	13.5	3/1
Shari Potter	CWU	13.6	3/1

800 METERS

Nancy Fredricks	LC	2:25.4y	3/1
LeeAnn Roleff	UI	2:24.4i	2/16
Suzanne Tourea	Lin	2:26.0y	3/1
Marie DeHart	OCE	2:26.3y	3/1
Cydie Beale	LC	2:27.1y	3/1
Cindy Henry	UPS	2:26.1	3/1
Cheryl Hoff	WW	2:27.4	2/16
Monica Johnson	PLU	2:27.5	3/1

200 METERS

*Val Dworak	BSU	25.4	3/1
*Shavon Dennis	GFC	25.7	3/15
Karen Osburn	BSU	26.6	3/1
Beeki Koon	UI	26.6i	2/16
Darla Hasselquist	BSU	26.7	3/1
Kim Ward	UI	26.7i	2/16
Joyce Taylor	BSU	26.8i	2/16
Cathy Davis	EWU	26.9i	2/16
Cindy Kauzlarie	UPS	26.9	3/1
Jana Olson	PLU	26.9	3/1
Jacque Davis	GFC	27.2	3/15
Julie Heiden	PLU	27.3	3/1
Kelly Morgan	BSU	27.3	3/1

1500 METERS

*Patsy Sharples	UI	4:32.5i	2/9
*Cathy Torens	EWU	4:49.6i	2/9
Myers	CWU	4:55.6	3/15
Suzanne Tourea	Lin	4:56.3	3/1
Jan Miliek	SPU	4:57.0	3/15
Christi Colburn	WU	4:57.1	3/15
Eileen McDougal	GFC	4:59.3	3/15
Jane Abbott	WWU	5:00.0	3/15
Erwin	SPU	5:02.6	3/15
Cindy Peter	UPS	5:03.0	3/15
Debbie Tri	PLU	5:04.0	3/1

400 METERS

Ann Damiano	BSU	60.2	3/15
Karma Osburn	BSU	60.5i	2/16
Shavon Dennis	GFC	61.2	3/15
Carolyn Gore	Lin	61.3	3/1
Darla Hasselquist	BSU	61.5	3/15
Brenda Allenbaugh	CWU	62.7	3/1
Marie DeHart	OCE	62.8	3/1
Nancy Nilson	CWU	63.8	3/1

3000 METERS

*Patsy Sharples	UI	9:43.4i	2/9
*Ronda Barnett	EOSC	10:31.1	3/8
Angie French	UPS	10:44.0	3/15
Lisa Riddel	WWU	10:44.3	3/15
Sonia Blackstock	UI	10:47.0i	2/16
MeLean	SPU	10:51.1	3/15
Janet Pearson	WWU	10:52.6	3/15
Dixie Reimer	WW	11:01.8	3/8
Christi Colburn	WU	11:20.0	3/15
Jeri Watson	CWU	11:07.0	3/15

JAVELIN

*Ann Davis	WU	131-5	3/1
Lorna Raabe	CWU	124-10	3/15
Suzie Devore	PU	118-1	3/1
Sue Laughlin	OCE	115-3	3/1
Kathy Peterson	NNC	112-4	3/1
Mary English	Lin	107-7	3/1
Theresa Church	WU	101-5	3/15
Linda Ashburn	CWU	101-3½	3/15

400 METER RELAY

GFC	49.74e	3/8
BSU	50.0y	3/15
CWU	50.3	3/15
SPU	51.3	3/15
WWU	51.4	3/15
WU	52.8	3/15
PLU	53.2	3/15
NNC	53.5	3/8
Linfield	53.9y	3/1
UPS	53.9	3/15

DISCUS

*Cathy Wilson	SPU	144-2	3/15
*Cindy Pottle	CWU	140-10	3/15
*Ann Davis	WU	126-2	3/1
Diane McNulty	BSU	121-2	3/1
Janet Bronson	LC	117-0	3/1
Theresa Church	WU	111-5	3/15
Kathy Peterson	NNC	99-3½	3/15

1600 METER RELAY

GFC	4:06.13e	3/8
WWU	4:12.9	3/15
CWU	4:13.4	3/1
Linfield	4:14.19e	3/8
SPU	4:14.5	3/15
WU	4:17.13e	3/8
LC	4:17.15e	3/8
PLU	4:18.8	3/15
BSU	4:18.8y	3/1

2-MILE RELAY

Idaho	10:00.3i	2/16
Linfield	9:58.89me	3/8
WU	10:08.2me	3/8
LC	10:24.0me	3/8

LONG JUMP

*Laurie Flagg	Lin	18-3¾	3/1
*Sandi Thomas	UI	17-11½i	2/16
*Alice Pleasant	CWU	17-10½	3/15
*Christie Reinstra	WWU	17-8½	3/15
*Kim Ward	UI	17-6¾i	2/16
*Cindy Kauzlaric	UPS	17-1	3/15
Wendy Swartz	BSU	16-11	3/1
Wendy Malich	WWU	16-7¾	3/15
Peggy Calvin	CWU	16-7¾	3/15
Jacquie Williams	GFC	16-3	3/15
Brenda Ram	PLU	16-2	3/1
Gwen Tumeay	OCE	16-0	3/1

800 MEDLEY RELAY

BSU	1:53.4y	3/15
WU	1:58.35e	3/8
GFC	1:59.26e	3/8

* - Regional Qualifying
 i - Indoors
 y - Non-metric distances
 e - electronic timing
 m - metric distances

- 1981 - HAYWARD

AIAW DIVISION III - TOTAL TEAM SCORES

PLACES

- 1. 93 CALIFORNIA STATE UNIVERSITY - HAYWARD
- 2. 70 CALIFORNIA STATE UNIVERSITY - SACRAMENTO
- 3. 38 WISCONSIN LA CROSSE
- 4. 22 SAN FRANCISCO STATE UNIVERSITY
- 5. 21 CENTRAL

53/100

ALPHABETICAL LISTING OF THE REST OF THE SCORING TEAMS.....

4	BOWDIN	11	14	TRENTON
18	BROOKLYN COLLEGE	6		TUFTS
18	CAL LUTHERAN	5		US MILITARY ACADEMY
7	CARLTON	9	16	WESLEYAN
8	CENTRAL CONN.	10		WESTERN WASHINGTON
10	CHICO	10		WIS. EAU CLAIRE
20	CHRISTOPHER NEWPORT. 6	4		WIS OSHKOSH
16	CCNY	4		WIS RIVER FALLS
4	FAREX CLARION	2		WIS STEPHENS POINT
4	CONCORDIA MOOREHEAD	14	10	WIS SUPERIOR
12	UC DAVIS	4		WIS WHITE WATER
4	EAST STROUDSBURG	12	12	WOOSTER
4	FITCHBURG			
7	FROSTBERG			
<i>13th</i>	GEORGE FOX			
12	HOLLY CROSS			
1	IOWA			
1	LORAS			
1	MCALLISTER			
8	MARION			
9	MIDDLEBURY			
6	MILLERSVILLE			
1	MINOT STATE			
10	MT. ST. MARY'S			
10	NW NAZARENE			
15	OCCIDENTAL			
6	OHIO WESLEYAN			
2	PAC LUTHERAN			
10	REDLANDS			
2	RIO GRANDE			
2	RIPON			
16	ST. OLAF			
17	ST. THOMAS			
9	SLIPPERY ROCK			
1	SONOMA			
2	SOUIX FALLS			
2	SOUTHERN CONN.			

Jackie Jackson

100 - 3rd 12.23
200 - 4th 24.98

5th - 6th GURKE - 41-3

AIWA DIVISION III - T&F MEET

1981 - HAYWARD

100 METER DASH - FINAL

NO WIND INFORMATION

1. 12.18	VALERIE BELL	SAN FRANCISCO
2. 12.21	DEBBIE ALFORD	TRENTON
3. 12.23	JACKIE JACKSON	GEORGE FOX
4. 12.42	LYNTESCH MOORE	SACRAMENTO
5. 12.48	COLLEEN MASON	FITCHBURG
6. 12.56	DONNA DE BUMAN	MINOT STATE
7. 12.58	GOLDEN SIZEMORE	CHICO ST.
8. 12.59	LISA BROEK	CENTRAL

DIVISION III AIAW NATIONAL T&F MEET

SHOT PUT FINAL - 4K

- | | | | |
|----------|--------|--|-------------------------|
| 1. 13.96 | (45-9½ | KATHY LISLE | CHICO STATE |
| | | (13.18, F, 13.56, 13.55, 13.25, 13.96) | |
| 2. 13.82 | (45-4 | DAIL HAYNES | MARION |
| 3. 13.03 | (42-9 | SANDY PEHLER | WISCONSIN LACROSE |
| 4. 12.95 | (42-6 | ALMA COBB | USMA |
| 5. 12.94 | (43-5½ | ANN MARAS | WISCONSIN STEVENS POINT |
| 6. 12.57 | (41-3 | KAREN GURSKE | GEORGE FOX |
| | | (2nd best put_of 12.53) | |
| 7. 12.57 | | GLENDIA FORD | HAYWARD |
| | | (2nd best put_of 12.39) | |
| 8. 12.48 | | CARMEN MOSER | CONCORDIA MOORHEAD |

AIAW DIVISON III - NATIONAL T&F MEET

200 meter DASH - FINAL
no wind informatinn

1. 24.70	EDNA DAVIS	CHRISTOPHER NEWPORT
2. 24.80	DELPHANIA BANKS	HAYWARD
3. 24.90	VALERIE BELL	SAN FRANCISCO
4. 24.98	JACKIE JACKSON	GEORGE FOX
5. 25.23	LAUREL SEITER	OCCIDENTAL
6. 25.33	PRICILLA HOFFMAN	SPRING ARBOR

7. 25.34	NANCY CISER	CENTRAL
8. 25.49	MARGO EDWARDS	REDLANDS

482	Kim Robey, Wisconsin River Falls	11.4h
618	Valerie Bell, San Francisco State	11.8h
410	Delphina Banks, CSU Hayward	11.90h
430	Donna Buman, Minot State College	12.0h
606	Lisa Brock, Central College	12.0h
619	Tina Woodson, San Francisco State	12.0h
938	Debbie Alford, Trenton State	12.1h
431	Marlene Dean, Puget Sound	12.1h
578	<u>Jackie Jackson, George Fox College</u>	12.1h
929	Wendy Dickerson, Southern Conn.	12.2h
450	Priscilla Hoffman, Spring Arbor	12.2h
637	Jacqueline Blackett, Rochester	12.2h
459	Pammy Glasser, Dickinson State	12.3h
460	Gail Havelka, Dickinson State	12.3h
435	Charlene Kemp, Worcester	12.3h
437	Robin Mayo, Worcester	12.3h
976	Laurel Seiter, Occidental	12.3h
666	Robin Wiggin, Manchester	12.3h
662	Monique Bosley, Kutztown	12.3h
686	Michelle Keifer, Wisconsin Eau Claire	12.4h
643	Golden Sizemore, Chico	12.4h
566	Gay Noval, Mountclair St. College	12.4h
520	Marla Hess, Nebraska Wesleyan U.	12.4h
664	Mary Smart, Kutztown	12.5h
636	Terri Jones, Brockport	12.5h
652	Constance Chafey, Bloomsburg	12.5h
948	Linda Price, Fitchburg	12.5h
944	Rose Noisges, Loras	12.5h
967	Julie Ball, Concordia-Moorhead	12.5h
954	Susan Schroeder, Wheaton	12.5h

100 M DASH (Contd)

926	Karen Powell, Rio Grande	12.5h
492	Lyntesh Moore, Sacramento	12.5h
540	Antonette Blythe, Northwest Nazarene	12.5h
576	Jacque Davis, Goerge Fox College	12.5h
615	Marcie Thurn, Centtal College	12.5h
625	Avonnie Brown, Baldwin College	12.5h
610	Carla Huddle, Central College	12.74e
<hr/>		
558	Jeannette Hodgkinson, Augustana College	12.96e
641	Roxanne Barrow, Rochester	N.T.
973	Cynthia Foster, Occidental	N.T.
990	Carmen Pierce, Wisconsin LaCrosse	N.T.
211	Patty Thaver, North Central	N.T.

200 M

448	Edna Davis, Christopher Newport	24.4h
410	Delphina Banks, Hayward	24.7e
488	Bobbie Gilmore, Sacramento	24.7h
618	Valerie Bell, San Francisco	24.7h
9:76	Laurel Seiter, Occidental	25.0h
578	Jackie Jackson, George Fox College	25.0h
607	Nancy Cisar, Central College	25.1h
619	Tina Woodson, San Francisco	25.19h
480	Margo Edwards, Redlands U.	25.2h
437	Robin Mayo, Worcester College	25.2h
535	Delores Bulliant, CCNY	25.3h
938	Debbie Alford, Trenton State	25.5h
662	Monique Bosley, Kutztown	25.5h
637	Jacqueline Blackett, Rochester	25.5
620	Kim Webster, San Francisco	25.6h
666	Robin Wiggin, Manchester	25.6h
947	Colleen Mason, Fitchburg	25.6h
699	Mari-Christine Hart, Illinois Wesleyan	25.6h
686	Michelle Keifer, Wisconsin Eau Claire	25.6h
220	Sabrina Spencer, Ohio Wesleyan	25.6h
430	Donna Buman, Minot State College	25.8h
431	Marlene Dean, Puget Sound	25.9h
558	Jeannette Hodgkinson, Augustana	26.34e
991	Carrie Kempf, Wisconsin Eau Claire	N.T.

400 METER

448	Edna Davis, Christopher Newport	54.5h
488	Bobbie Gilmore, Sacramento	55.55e
976	Laurel Seiter, Occidental	55.60h
607	Nancy Cisar, Central	56.9e
519	Patti Collins, Nebraska Wesleyan	57.1h
481	Peg Kothlow, Wisconsin River Falls	57.55h
201	Ronda Groth, Iowa Wesleyan	57.60h
403	Benita Jones, California State College	57.65h
430	Donna Buman, Minot	57.80h
497	Felicia Thompson, Sacramento	57.90h
535	Dolores Bullivant, CCNY	58.00h
537	Jacqueline Ventour, CCNY	58.00h
476	Ann Stephanie Morath, Gustavus Adolphus	58.03e
510	Mary Hamilton, Slippery Rock	58.10
423	Crystal Preisser, Hayward	58.40e
412	Evelyn Buckley, Hayward	58.40e
620	Kim Webster, San Francisco	58.4h
987	Patty Heimerman, Wisconsin La Crosse	58.43e
560	Benita Thomas, Redlands	58.50e

587	Bethany Ryals	
451	Sally Ingraham, Spring Arbor	60.0h
558	Jeanette Hodgkinson, Augustana	60.52e
641	Roxanne Barrow, Rochester	N.T.
993	Dawn Bennett, Wisconsin La Crosse	N.T.
	Valerie Dobiesz, Vanderbilt	N.T.

800 METER

413	Frannie Castro, Hayward	2:08.9e
493	Diana Pappas, Sacramento	2:10.5h
417	Connie Hester, Hayward	2:12.7e
584	Janis Swanson, Western Washington	2:13.6h
982	Carol Howard, Wisconsin La Crosse	2:14.07e
609	Lauri Haddy, Central	2:14.3e
206	Susan Conn, Alfred	2:15.0h
692	Maggie Culligan, St. Thomas	2:15.9e
925	Perri Martin, Rio Grande	2:16.0h
571	Leslie Seymour, St. Olaf	2:16.3h
933	Sheila Curran, SUNY Binghamton	2:16.3h
489	Tamara Gonzalez, Sacramento	2:16.4h
485	Sheri Hershey, Mt. St. Marys	2:16.5h
421	Colleen Moran, Hayward	2:16.9e
644	Tracy Rebello, Chico	2:17.0h
594	Jackie Miller, Lewis & Clark	2:17.31
694	Robin Holtzapple, St. Thomas	2:17.6h
508	Blanca D'hoedt, Slippery Rock State	2:17.83h
634	Irma Cabrera, SUNY Stonybrook	2:18.0h
586	Carla Randall, Western Washington	2:18.0h
599	Sheryl Tuttle, Southern Oregon	2:18.2h
585	Dawn Graham, Western Washington	2:18.2h
442	Lori Oleson, Ripon	2:18.26h
407	Mary Tracey, Claremont-Mudd-Scripps	2:18.6h
475	Cheryl Mindestrom, Gustavus Adolphus	2:18.6h
629	Kim Gehrke, Frostburg State	2:18.8h
556	Cindi Nelson, Augustana	2:20.54e
463	Marianne Kriege, Anderson	2:22.2h

800 METER (Contd)

445	Karen Baxter, Washington St. Louis	N.T.
962	Joyce Peters, Wisconsin Oshkosh	N.T.
974	Cindy Joyce, Occidental	N.T.
660	Elaine Langley, Vanderbilt	N.T.
210	Mary Kay Brooks, North Central	N.T.

1500 M RUN

571	Leslie Seymour, St. Olaf	4:27.50h
413	Frannie Castro, Hayward	4:29.1e
496	Mary Anne Scannell, Sacramento	4:30.6h
417	Connie Hester, Hayward	4:32.1e
407	Mary Tracey, Claremont-Mudd-Scripp	4:33.8h
493	Diana Pappas, Sacramento	4:34.9h
973	Karin VonBerg, Middlebury	4:35.2h
930	Joan Huffman, Southern Connecticut	4:36.9h
471	Jennifer Bian, Millersville State	4:39.0h
568	Mary Emond, St. Olaf	4:39.34h
614	Cam Ratering, Central College	4:39.6h
421	Colleen Moran, Hayward	4:41.7h
678	Jackie McNiff, Holy Cross	4:41.9h
957	MaryBeth Nichaus, Smith College	4:42.0
931	Janice Skelton, Southern Connecticut	4:42.0h
508	Blanca D'hordt, Slippery Rock	4:42.03h
663	Diane Galleo, Wisconsin LaCrosse	4:42.7
425	Mary Rieboldt, Hayward	4:42.7
<hr/>		<hr/>
595	Denise Gurden, Stanislaus	4:51.4h
442	Lori Oleson, Ripon College	5:01.9h
697	Mary Copeland, Johns Hopkins	N.T.
694	Robin Holtzapple, St. Thomas	N.T.
700	Shona Hillman, Macalester	N.T.
994	Deb Booth, Wisconsin LaCrosse	N.T.

3000 M RUN

496	Mary Anne Scannell, Sacramento	9:39.9h
409	Michele Aubuchon, Hayward	9:47.5h
427	Stefani Stoutt, Hayward	9:47.8h
973	Karin VonBerg, Middlebury	9:50.4h
963	Juleann Quigley, Wesleyan	9:53.1h
572	Elizabeth Stronge, St. Olaf	9:58.6h
417	Connie Hester, Hayward	10:02.0h
678	Jackie McNiff, Holy Cross	10:03h
986	Tori Neubauer, Wisconsin La Crosse	10:07h
573	Ronda Burnette, Eastern Oregon	10:07.4h
472	Dawn Buntman, Wisconsin Stevens Point	10:10.31e
614	Cam Ratering, Central College	10:11
471	Jennifer Bair, Millersville	10:11.7h
957	Mary Beth Niehaus, Smith	10:12.1h
531	Kristy Purdy, Pacific Lutheran	10:12.6h
516	Patricia Gray, Davis	10:15.4h
466	Cathy Fulkerson, Cal Lutheran	10:15.5h
590	Bridget Cooke, Western Oregon	10:17.4h
533	Suzanne Tovrea, Linfield	10:19.3h
672	Grace Feasler, Slippery Rock	10:19.3h
426	Karey Robinson, Hayward	10:20.0h
546	Becky Braddy, Carleton	10:20.1h
425	Mary Riebolt, Hayward	10:20.1h
673	Juanita Vetter, Slippery Rock	10:20.9
548	Audrey O'Brien, Carleton	10:21.6
532	Debbie Tri, Pacific Lutheran	10:22

Denise Gurder, Stanislaus

10:46.5h

3000 METER RUN (Contd)

697 Mary Copeland, Johns Hopkins

656 Denise Berry, Vanderbilt

661 Anne Wishart, Vanderbilt

638 Mary Sachs, Rochester

5000 METER RUN

409	Michelle Aubuchon, Hayward	16:50.3h
572	Elizabeth Stronge, St. Olaf	16:59.04e
963	Julie Ann Quigley, Wesleyan	17:93h
696	Debbie Thometz, St. Thomas	17:08.5e
427	Stefani Stoutt, Hayward	17:14.7h
932	Joann Burrell, SUNY Birghamton	17:28h
498	Robin Tracey, Sacramento	17:30.5h
986	Tori Neubauer, Wisconsin La Crosse	17:31.56e
531	Kristy Purdy, Pacific Luthern	17:33.8h
439	Cindy Sostrom, Sioux Falls	17:37.6e
549	Sarah Tabbutt, Carleton	17:45.91e
426	Karey Robinson, Hayward	17:49h
472	Dawn Buntman, Wisconsin Stevens Point	17:54.49e
672	Grace Feasler, Slippery Rock	17:56.44h
965	Joyce Gibson, Luther	17:57.44
616	Deb Wordew, Central	18:00.04e
998	Robin Briggs, Keene	18:02
999	Julie Dion, Keene	18:02h
525	Carol Lewis, Whitworth	18:02.2h
494	Kathy Pfifer, Sacramento	18:04h
590	Bridget Cooke, Western Oregon	18:05h
411	Denise Bigelow, Hayward	18:05.4e
951	Kim King, Wheaton	18:06.5h
611	Kim Lehman, Centtal	18:08h
569	Laurel Lamont, St. Olaf	18:08.16e
529	Dianne Johnson, Pacific Lutheran	18:08.6h
425	Mary Rieboldt, Hayward	18:09.26e
516	Pat Gray, Davis	18:10.7e

5000 METER RUN (Contd)

572	Sarah Nelson, St. Olaf	18:11.42e
518	Katherine Virotsko, Davis	18:11.4h
945	Debbie Cassanelli, Fitchburg	18:12h
471	Jennifer Bair, Millersville	18:13.6h
659	Phyllis Hines, Vanderbilt	18:14.51e
959	Vicki Smith, Keene	18:15h
466	Cathy Fulkerson, Cal Lutheran	18:15.8e
464	Lois Trisler, Anderson	18:16.5h
697	Mary Copeland, John Hopkins	18:17e
545	Josie Candela, Whittier	18:19.3h
548	Audrey O'Brien, Carleton	18:22.63e
977	Wendy Walker, Occidental	18:22.4
675	Kathy Connor, Holy Cross	18:24h
515	Marilyn Brandt, Davis	18:26h
509	Teresa Jackson, Hayward	N.T.
446	Katy Jenkins, Washington, St. Louis	N.T.
657	Gale Courtney, Vanderbilt	N.T.

10,000 METER RUN

409	Michele Aubuchon, Hayward	34:48.2h
531	Kristy Purdy, Pacific Lutheran	36:16.8h
945	Debbie Thometz, St. Thomas	36:54.0e
529	Diane Johnson, Pacific Lutheran	37:94.2h
667	Sue Carden, East Stroudsburg	37:06.7h
498	Robin Tracey, Sacramento	37:14.9h
945	Debbie Cassinelli, Fitchburg	37:30.0h
494	Kathy Pfifer, Sacramento	37:38.2h
549	Sarah Talbutt, Carleton College	37:42.58h
547	Sean McCormic, Carleton College	37:43.69h
432	Angela French, Puget Sound	37:49.3h
600	Dolores Adame, Humboldt	38.26.0h
<hr/>		
939	Micki Griffith, Trenton State	39:01.0h
411	Denise Bigelow, Hayward	39:04.2h
467	Marian Mallory, Cal Lutheran	N.T.
657	Gale Courtney, Vanderbilt	N.T.

100 M HURDLES

480	Margo Edwards, Redlands	14.1h
981	Heather, Sibbison, Tufts	14.6e
470	Taryn Carter, Clarion	14.71e
624	Kristi Barkdale, Oberlin	14.7h
207	Valerie Thompson, Alfred	14.8h
469	Laurie Caeter, Clarion	14.8h
521	Deb Iwata, Nebraska Wesleyan	14.97e
928	Pamela Dickerson, Southern Connecticut	14.9h
436	Darlene Kemp, Wooster	15.0h
465	Deborah Lockhart, Hope	15.15e
997	Monica Jawaski, Mary	15.1h
944	Rose Noesges, Loras	15.1h
687	Amy Klee, Wisconsin Eau Claire	15.1h
688	Julie Pankow, Wisconsin Eau Claire	15.1h
698	Nancy Halvorsen, Manchester	15.2h
617	Pattie O'Rourke, San Francisco	15.28e
534	Patsy Baptiste, CCNY	15.2h
579	Karen Maxwell, George Fox	15.2h
487	Vlema Banks, Sacramento	15.2h
582	Donna Davidson, Western Washington	15.2h
665	Anne Wiggin, Manchester	15.2h
989	Katie Wurster, Wisconsin La Crosse	15.38e
580	Jacquie Williams, George Fox	15.3h
597	Rhonda Day, Southern Oregon	15.3h
598	Tami Read, Southern Oregon	15.3h
690	Amy Vandenberg, Wisconsin Eau Claire	15.3h
953	Karen Peterson, Wheaton	15.43e

400 M HURDLES

441	Stephanie Vega, Brooklyn College	58.46
980	Janet Ghidella, Tufts	58.6h
687	Amy Klee, Wisconsin Eau Claire	62.19e
682	Christine Simon, Queens	63.4h
474	Shannon Houlihan, Wisconsin Stevens Point	63.5h
499	Nanci Wallace, CSU Sacramento	63.51e
949	Nancy Sauvageou, Fitchberg	63.8e
412	Evelyn Buckley, CSU Hayward	64.00e
997	Monica Jawaski, Mary College	64.00e
408	Adriane Pitts, Central Connecticut	64.1h
937	Betsy Towlson, SUNY Birghampton	64.3e
582	Donna Davidson, Western Washington	64.4h
643	Golden Sizemore, Chico State	64.7h
429	Joy Upshaw, CSU Hayward	64.5e
481	Reg Kothlow, Wisconsin River Falls	64.82e
514	Jacqueline A. Boriole, U.C. Davis	65.2h
536	Patricia Butcher, CCNY	65.3h
469	Laurie Carter, Clarion State	65.34h
470	Taryn Carter, Clarion State	65.36h
632	Valerie Pearce, Frostburg	65.5e
975	Judy Kelly, Occidental	N.T.

LONG JUMP

517	Terri Serrano, Davis	18-9 $\frac{1}{2}$
960	Diane Hensel, Wisconsin Oshkosh	18-6 $\frac{1}{2}$
524	Lauri Flagg, Whitworth	18-5 $\frac{1}{2}$
460	Gail Havelka, Dickson	18-5 $\frac{1}{2}$
422	Dawn Peters, Hayward	18-5
991	Carrie Kempf, Wisconsin La Crosse	18-5
683	Cathy Hartmann, Minnesota Morris	18-4 $\frac{1}{2}$
437	Robin Mayo, Worcester	18-3 $\frac{1}{2}$
691	Martha Anderson, St. Thomas	18-3 $\frac{1}{2}$
564	Nancy Rabensdorf, Whitewater Wisconsin	18-2 $\frac{1}{2}$
935	Tracey Jamison, SUNY Binghamton	18-1 $\frac{1}{4}$
684	Mary Fekete, Wisconsin Eau Claire	18- $\frac{1}{2}$
477	Belinda Luis Smith, Berea	18-0
521	Deb Iwata, Nebraska Wesleyan	18-0
429	Joy Upshaw, Hayward	17-11 $\frac{3}{4}$
992	Mary Freeman, Wisconsin La Crosse	17-11 $\frac{1}{2}$
540	Antonette Blythe, Northwest Nazarene	17-11 $\frac{1}{2}$
967	Julie Bale, Concordia Moorhead	17-11
968	Ruth Reinnitz, Concordia Moorhead	17-10 $\frac{1}{2}$
482	Kim Robey, Wisconsin River Falls	17-10 $\frac{1}{2}$
666	Robin Wigger, Manchester	17-10
479	Sue Stueve, Bethany	17-10
450	Pricilla Hoffman, Spring Arbor	17-9 $\frac{7}{8}$
990	Carmen Pierce, Wisconsin La Crosse	17-9 $\frac{3}{4}$
436	Darlene Kemp, Worcester	17-9 $\frac{1}{2}$
969	Margo Holm, Concordia Moorhead	17-8 $\frac{1}{2}$
538	Stacey Ann Williams, CCNY	17-8 $\frac{1}{2}$

LONG JUMP (Contd)

966	Trish Price, Luther	17-8 $\frac{1}{2}$
637	Jacqueline Blackett, Rochester	17-7 $\frac{3}{4}$
677	Ruth Flynn, Holy Cross	17-7 $\frac{3}{4}$
<hr/>		<hr/>
431	Marlene Dean, Puget Sound	17-4
592	Cynthia Shepard, Western Oregon	17-3 $\frac{1}{2}$
447	Karen Kimbo, Washington St. Louis	N.M.

DISCUS

415	Glenda Ford, Hayward	155-10
985	Deb Hildebrandt, Wisconsin LaCrosse	145-1
505	Jane Beatty, Slippery Rock	141-10
612	Goldie Nicholson, Central College	141-9
419	Roxanne Kasparian, Hayward	140-6 $\frac{1}{2}$
483	Brenda Johnson, Wisconsin River Falls	140-4
642	Kathy Lisle, Chico	137-5
443	Sara Barker, Bethel College	135-10
424	Linda Read, Hayward	135-6
456	Dail Haynes, Marion College	134-2
526	Peggy Marshall, Whithworth	133-2
693	Lori Deitz, St. Thomas	133-0
513	Andrea Heilman, Pacific University	132-1
<hr/>		<hr/>
979	Jill Pingree, Bowdoin	131-7
596	Diane Hughes, Stanislaus	130-9
555	Julie Peterson, Augustana College	120-7
405	Carrie Goodman, Claremont-Mudd-Scripps	N.T.
504	Monica Silbas, Sacramento	N.T.

High Jump Entries

440	Yolanda Gibson	Brooklyn College	6-1½
484	Thea Ackerman	Mount St. Mary's	5-10½
676	Maureen Ferns	Holy Cross	5-10
983	Ann Ewing	Wisconsin LaCrosse	5-7
490	DeAnn Homestead	CSU Sacramento	5-6½
637	Jacqueline Blackett	Rochester	5-6
968	Ruth Reinnitz	Concordia-Moorhead	5-6
458	Carol Gatzke	Dickinson State	5-5
454	Virginia Ranson	Lynchburg College	5-5
208	Karen Testin	North Central	5-5
418	Jennifer Howard	Manchester	5-5
209	Sheryl Fincher	Southern Connecticut	5-5
665	Anne Wiggin	Wisconsin-Oshkosh	5-5
932	Wendy Marie Duran	Augustana College	5-5
961	Susan Pfeiffer	Anderson College	5-3
557	Shelli Smith	San Francisco State	---
462	Connie Ausburn		
621	Barbara Faulkner		

JAVELIN

468	Beth Rockliffe, Cal Lutheran	150-4
685	April Gray, Wisconsin Eau Claire	148-3
941	Jill Watts, Trenton State	148-0
512	Lisa Hilihan, Slippery Rock State	141-10
583	Joan Williamson, Western Washington	141-1
950	Brenda Hogan, Millikson U.	139-7
972	Linda Iverson, Concordia Moorhead	136-8 $\frac{1}{2}$
979	Jill Pingree, Bowdoin	135-8
952	Mary Mullinax, Wheaton	132-3
591	Jodi Siddall, Western Oregon	131-11
927	Margaret Hackett, Rio Grande	131-7
943	Brenda McIntyre, Pomona-Pitzer	131-0
559	Stacia Barron, Gallaudet	130-9
486	Nitra Allen, Sacramento	130-4 $\frac{1}{4}$
641	Becky Blankenship, Chico	130-1
<hr/>		
940	Kelli Reddy, Trenton State	128-8
565	Cheryl Voight, Whitewater U. Wisconsin	125-11
405	Carrie Goodman, Claremont-Mudd-Scripps	N.T.
406	Paula Nichibayashi, Claremont-Mudd-Scripps	N.T.
444	Susan Barkann, Washington U. St. Louis	N.T.

SHOT

642	Kahty Lisle, Chico	47-7 3/4
602	Michele Betham, Humboldt	45-7 1/2
456	Dail Haynes, Marion College	44-11 1/2
984	Sandy Pehler, Wisconsin LaCrosse	44-9 1/2
478	Holly Hartman, Bethany College	43-4 3/4
473	Ann Maras, Wisconsin Stevens Point	42-9
522	LuAnn Soderling, Nebraska Wesleyan	42-4
577	Karen Gurske, George Fox	42-3 1/2
950	Pamela Spencer, Fitchburg	42-
693	Lori Deitz, St. Thomas	41-11
415	Glenda Ford, Hayward	41-10 3/4
505	Jane Beatty, Slippery Rock	41-10
567	Mary Boyum, St. Olaf	41-7 1/2
434	Jane Dietrich, Illinois Benedictine	41-7 1/4
970	Carmen Moser, Concordia-Moorhead	41-6
512	Lisa Hulihan, Slippery Rock	41-3 1/2
633	Lilla Sexton, SUNY at StonyBrook	41-3
631	Cynthia Howard, Frostburg	41-1 3/4
455	Judy Richie, Maline College	40-11 1/8
971	Kris Freeman, Concordia Moorhead	40-11
491	Mellis Kennedy, Sacramento	40-10 1/4
555	Julie Peterson, Augustana College	39-9 1/4
504	Monica Silbas, Sacramento	
641	Becky Blankinship, Chico	
934	Karen Hand, SUNY at Birghampton	

1 MILE RACE WALK .. EXHIBITION

223 Kathy Curtis, Cal State Hayward

7:59.8

604 Marti McCracken, Humboldt State

8:38.2

4 X 100 M

Sacramento State	47.63e
San Francisco State	47.9h
CSU Hayward	48.1h
Central College	48.36e
Worcester College	48.5h
Wisconsin LaCrosse	49.18e
Slippery Rock State	49.4h
Bloomsburg	49.41
Fitchburg State	49.5h
Nebraska Wesleyan U.	49.5
George Fox College	49.6
Occidental	49.71e
Baldwin Wallace College	49.8h
East Stroudsburg	49.8h
CSU Chico	49.9h
Wheaton	59.04e
Ohio Wesleyan	50.07e
Dickinson State	59.1h
CCNY	59.2h
California State College	59.3h
Calvin College	59.3h
Northwest Nazarene	59.4h
<u>Western Washington U.</u>	<u>59.4h</u>
Spring Arbor	50.8h
Augustana College	51.31e
Rochester U.	N.T.
Bethel College	N.T.



800 M SPRINT MEDLEY RELAY

San Francisco State	1:45.3h
CSU Hayward	1:45.7h
Central College	1:46.06e
CCNY	1:47.2h
CSU Sacramento	1:47.4h
<u>Occidental</u>	<u>1:47.5e</u>
Augustana College	1:53.25e
Ohio Wesleyan	N.T.
Rochester U.	N.T.

4 X 400 M

CSU Hayward	3:49.4e
CSU Sacramento	3:51.6
Puget Sound	3:56.4
Western Washington U.	3:56.4h
Central College	3:57.96 (4X440)e
Iowa Wesleyan	3:58.0e
<hr/> CCNY	<hr/> 3:59.9 (4X440)h
Wisconsin LaCrosse	4:01.0h
Ohio Wesleyan	N.T.
San Francisco State	3:49.8e

4 X 800 M

CSU Sacramento	9:06.2h
Central College	9:11.0e
Western Washington	9:14.4h
CSU Hayward	9:20.0h
Pacific Lutheran	9:20.2 (4X880)h
St. Olaf	9:20.77 (4X880)e
Wisconsin LaCrosse	9:23.0e
Puget Sound	9:23.19h
New York-Binghamton	9:33.4h
Holy Cross	9:36.0h

Heptathlon Friday, May 22, 1981

433	Sherri Oulevak	Wisconsin Superior	4913
630	Gail Glave	Frostburg	4778
601	Stasia Allen	Humboldt State	4673
414	Cynthia Davis	Cal St. Hayward	4645
468	Beth Rockliffe	Cal Lutheran	4598
593	Esme Jensen	Lewis and Clarke	4365
212	Lis Phelps	Ohio Wesleyan	4390
964	Ginny Lipscon	Brandeis	4344
942	Missy Wenczel	Trenton State	4291
550	Sandy Kacharos	Sonoma State	4202
689	Kathy Peasley	Wisconsin Eau Claire	4256
203	Tammie King	Iowa Wesleyan	4235
1000	Sandy Socha	Eureka College	4206
635	Beth O'Hara	SUNY at Stony Brook	4200
596	Diane Hughes	Stanisualus State	-----

AIAW DIVISION III - LONG JUMP QUALIFYING

TOP 12 and all others who jump 5.38 advance to finals for
FRIDAY, May 23, 1981, 12:30PM.

1. LAURI FLAG

1.	5.48	17-11 3/4	LAURI FLAGG	WHITWORTH
1.	5.48	17-11 3/4	TERRI SERRANO	DAVIS
3.	5.46	17-11	ANTONETTE BLYTH	NW NAZARENE
4.	5.44	17-10 1/4	MARTHA ANDERSON	ST THOMAS
5.	5.41	17-9	CATHY HARTMAN	MINNESOTA-MORRIS
5.	5.40	17-8 3/4	ROBIN WIGGENS	MANCHESTER
7.	5.39	17-8 1/4	SABRINA SPENCER	OHIO WESLEYAN
8.	5.35	17-6 3/4	DARLENE KEMP	WOOSTER
8.	5.35w	17-6 3/4	NANCY RABENSDORF	WISCONSIN-WHITEWATER
10.	5.33	17-5 3/4	ROBIN MAYO	WOOSTER
11.	5.25	17-2 3/4	TRACY HANLON	USMA
12.	5.23	17-2	STACEY ANN WILLIAMS	CCNY
13.	5.22	17-1 1/2	KIM ROBEY	WISCONSIN-RIVER FALLS
14.	5.21	17-1 1/4	GAIL HAVELKA	DICKINSON
14.	5.21	17-1 1/4	CARMEN PIERCE	WISCONSIN-LA CROSSE
15.	5.19	17-0 1/4	CARRIE KEMPF	WISCONSIN-LA CROSSE
17.	5.18	17-0	TRISH PRICE	LUTHER
18.	5.15	16-10 3/4	JULIE BALE	CONCORDIA-MOORHEAD
18.	5.15	16-10 3/4	MARY FEKETE	WISCONSIN-EAU CLAIRE
18.	5.15	16-10 3/4	MARY FREEMAN	WISCONSIN-LA CROSSE
21.	5.14w	16-10 1/2	DIANE HENSEL	WISCONSIN-OSHKOSH
22.	5.13	16-10	DAWN PETERS	HAYWARD
23.	5.08	16-8	JOY UPSHAW	HAYWARD
24.	5.07	16-7 3/4	MARGO HOLM	CONCORDIA-MOORHEAD
25.	5.06	16-7 1/4	JACQUELINE BLACKETT	ROCHESTER
25.	5.06	16-7 1/4	RUTH REINMITZ	CONCORDIA-MOORHEAD
27.	5.00	16-5	TRACEY JAMISON	SUNY BINGHAMPTON
27.	5.00	16-5	SUE STUEVE	BETHANY
29.	4.90	16-1	BELINDA LUIS SMITH	BEREA
30.	4.88	16-0 1/4	DEB IWATA	NEBRASKA-WESLEYAN

AIAW DIVISION III - 100 METER HURDLES - QUALIFYING

4 heats-top 4 to semi-top 4 in semi to final

HEAT 1

1. 14.3	MARGO EDWARDS	REDLANDS
2. 15.3	PAMELA DICKERSON	SO CONN
3. 15.3	DEBORAH LCOKHART	HOPE
4. 15.4	SHELLI SMITH	AUGUSTANS
<hr/>		
5. 15.5	TRACY HANION	US MILITARY
6. 16.0	ANNIE WIGGIN	MANCHESTER
7. 16.1	PATTI BUTCHER	CITY COLLEGE NEW YORK

HEAT 2 - wind aided

1. 14.67w	DARLENE KEMP	WOOSTER
2. 14.86w	HEATHER SIBBISON	TUFTS
3. 14.94w	NANCY HALVERSON	WISCONSIN STOUT
4. 14.98w	DEBBIE IWATS	NEBRASKA WESLEYAN
<hr/>		
5. 15.20w	JULIE PANKOW	WISCONSIN EAU CLAIRE
6. 15.43w	KATIE WOURSTER	WISCONSIN LA CROSSE
7. 15.63w	KAREN PETERSON	WHEATON
8. 15.73w	DONNA DAVIDSON	WESTERN WASHINGTON

HEAT 3 - non wind aided

1. 15.1h	TARYN CARTER	CLARION
2. 15.50	VLEMA BANKS	SACRAMENTO
3. 15.55	PATTY O'ROURKE	SAN FRANCISCO STATE
4. 15.57	KRISTI BARKDALE	OBERLIN
<hr/>		
5. 15.65	TAMI READ	SOUTHERN OREGON
6. 15.8h	JACQUIE WILLIAMS	GEORGE FOX
7. 16.30	AMY KLEE	WISCONSIN EAU CLAIRE
8. 17.12	MONICA JANASKI	MARY COLLEGE

HEAT 4 - non wind aided

1. 14.82	PATSY BAPTISTE	CITY COLLEGE NEW YORK
2. 15.12	CHARLENE KEMP	WOOSTER
3. 15.15	ROSE NOESGES	LORAS
4. 15.2h	VALARIE THOMPSON	ALFRED
<hr/>		
5. 15.68	KAREN MAXWELL	GEORGE FOX
6. 15.74	LAURIE CARTER	CLARION
7. 15.80	RHONDA DAY	SOUTHERN OREGON
8. 16.23	AMY VANDENBURG	WISCONSIN EAU CLAIRE

16 advance to final. Next 100 yards top 10 from heat to finale

Heat 1

1	Ferrisella Hoffman	12.44	George Post
2	Jacqueline Blankens	12.77	Samuelson
3	Ann Marie Blythe	13.64	Wendell Johnson
4	Gay Karel	13.62	Samuelson
5	Joyce Davis	13.18	George Post
6	Marie Pass	13.18	Wendell Johnson
7	Kate Kober	13.18	Samuelson

Heat 2

1	Valerie Doll	12.31	Samuelson
2	Golden Simons	12.49	George Post
3	Christina Mason	12.49	Wendell Johnson
4	Elizabeth Moore	12.51	Samuelson
5	Martha Thayer	12.72	George Post
6	Mary Smith	12.50	Wendell Johnson
7	Therese O'Hara	12.90	Samuelson

Heat 3

1	Jacobs Johnson	12.107	George Post
2	Dorothy Smith	12.241	Wendell Johnson
3	Michelle Redford	12.244	Samuelson
4	Amylene DeWitt	12.502	Wendell Johnson
5	Gail Kessler	12.341	Wendell Johnson
6	Karen Pickett	12.349	Rita Goshall
7	Patricia Thayer	12.341	Wendell Johnson

Heat 4 (Wind Added)

1	Debbie Alford	12.271	Wendell Johnson
2	Lisa Brock	12.670	General
3	Cheryl Kemp	12.777	Wendell Johnson
4	Honora Bouley	12.777	Wendell Johnson
5	Marianne Lee	13.291	Wendell Johnson
6	Catherine Thayer	13.277	Wendell Johnson
7	Susan Schroeder	12.777	Wendell Johnson

Heat 5 (Wind Added)

1	Roberta Bano	12.000	Wendell Johnson
2	Greta Haidle	12.000	Wendell Johnson
3	Ann Handson	12.000	Wendell Johnson
4	Jeanette Hodgkinson	12.000	Wendell Johnson
5	Jillie Bane	12.000	Wendell Johnson
6	Red Ann Wiggins	12.000	Wendell Johnson
7	Lina Price	12.000	Wendell Johnson



AAW DIVISION III - 300 METER QUALIFYING ROUND

4 heats - top 4 in each heat to semi - top 4 in each semi to final

HEAT #1

1. 2:11.1	FRANNIE CASTRO	HAYWARD
2. 2:14.0	PERRI MARTIN	RIO GRANDE
3. 2:16.5	CHERYL MINDESTROM	GUSTAVAS ADOPHUS
4. 2:17.2	ROBIN HOLTZAPPLE	ST. THOMAS

5. 2:19.3	KIM GEHRKE	FROSTBURG
6. 2:22.9	JOYCE PETERS	WISCONSIN OSHKOSH
7. 2:29.4	MARY K BROOKS	NORTH CENTRAL

HEAT #2

1. 2:13.9	DIANNA PAPPAS	SACRAMENTO
2. 2:14.1	MARY TRACEY	CLAREMONT-MUDD
3. 2:14.8	BLANCA D'HOEDT	SLOPPERY ROCK
4. 2:16.5	MAGGIE CULLIGAN	ST THOMAS

5. 2:17.7	SHEILA CURRAN	SUNY Binghamton
6. 2:24.9	JACKIE MILLER	LEWIS CLARK

HEAT #3

1. 2:18.6	TAMARA GONZALES	SACRAMENTO
2. 2:18.8	IRMA CABERA	SUNY STONEYBROOK
3. 2:19.0	SUSAN CONN	ALFRED
4. 2:19.8	JANIS SWANSON	W. WASHINGTON

5. 2:21.0	CINDY JOYCE	OCCIDENTAL
6. 2:25.2	TRACY REBELLO	CHICO

HEAT #4

1. 2:15.0	LORI OLESON	RIPON
2. 2:15.7	LAURI HADDY	CENTRAL
3. 2:16.2	CAROL HOWARD	WISCONSIN LACROSSE
4. 2:16.3	COLLEEN MORAN	HAYWARD

5. 2:21.4	SHERYL TUTTLE	SOUTHERN OREGON
6. 2:26.5	SHERI HERSHEY	MT. ST. MARY'S

AIAW DIVISION III - 5000 QUALIFYING

first 3 in each SEMI will advance to FINAL

HEAT #1

- | | | |
|------------|-------------------|------------|
| 1. 17:19.7 | MICHELLE AUBUCHON | HAYWARD |
| 2. 17:50.0 | JULIE DION K | KEENE |
| 3. 17:50.5 | DEBBIE THOMETZ | ST. THOMAS |
| 4. 17:52.5 | KATHY PFEIFER | SACRAMENTO |
| 5. 17:53.4 | VICKIE SMITH | LOCKHAVEN |
| 6. 17:53.6 | CINDY CLAIBORNE | HUMBOLT |
| 7. 17:56.3 | WENDY WALKER | OCCIDENTAL |
| 8. 17:59.7 | ANGIE KING | ST. THOMAS |

- | | | |
|-------------|----------------|--------------|
| 9. 18:08.6 | SARA NELSON | ST. OLAF |
| 10. 18:11.4 | MARY COPELAND | JOHN HOPKINS |
| 11. 18:11.4 | LAUREL LAMONT | ST OLEF |
| 12. 18:17.1 | LOIS TRISLER | ANDERSON |
| 13. 18:44.2 | KIM LEHMAN | CENTRAL |
| 14. 18:50.0 | JOYCE GIBSON | LUTHER |
| 15. 19:37.2 | MARILYN BRANDT | DAVIS |

HEAT #2

- | | | |
|------------|-------------------|---------------------|
| 1. 17:33.1 | JULIE ANN QUIGLEY | WESSLYN |
| 2. 17:41.4 | CINDY SOSTROM | SNOUX FALLS |
| 3. 17:44.4 | ELIZABETH STRONGE | ST. OLAF |
| 4. 17:46.0 | SHONA HILLMAN | McALLISTER |
| 5. 17:46.7 | ROBIN TRACEY | SACRAMENTO |
| 6. 17:47.4 | KATHY VIRTOSKO | DAVIS |
| 7. 17:40.8 | CATHY FULKERSON | CAL LUTHERAN |
| 8. 17:53.6 | TORI NEUBAUER | WISCONSIN-LA CROSSE |

- | | | |
|-------------|-----------------------------------|-------------------------|
| 9. 18:20.3 | DAWN BUNTMAN | WISCONSIN-STEVENS POINT |
| 10. 18:22.3 | HARLENE NELSON | USMILITARY |
| 11. 18:23.0 | GRACE FLESLER XXXXXXXX | SLIPPERY ROCK |
| 12. 18:27.3 | KIM KING | WEATON |
| 13. 18:28.8 | DENISE BIGELOW | HAYWARD |
| 14. 18:42.2 | JOSIE CANDELA | WHITTIER |
| 15. 18:46.4 | RIBIN BRIGGS | KEENE |
| 16. 18:54.1 | CAROL LEWIS | WHITWORTH |
| 17. 18:59.6 | AUDREY O'BRIEN | CARLETON |

WCIC PRELIMS

100m Dash

Heat 1

Christi Mixson	PLU	13.7
Marissa Catibayan	L&C	15.8
Connie Wishart	L	13.6
Lisa Sweo	W	13.3
Jackie Jackson	GFC	12.5
Lisa Martelon	PU	13.3
Heather Jahr	PLU	13.8

Heat 2

Cynthia Farrow	PLU	14.1
Laurie Lingel	W	13.6
Vangie Warren	W	13.1
Jacque Davis	GFC	12.6
Jacque Williams	GFC	13.3
Susie Chaffee	PU	13.3

200m Dash

Heat 1

Lisa Martelon	PU	27.6
Jacque Williams	GFC	26.9
Jackie Jackson	GFC	25.8
Lisa Sweo	W	27.4
Jan Downing	PLU	28.2
Barb Henderson	L	32.7

Heat 2

Michelle Wentzel	L	27.5
Mindy Glazebrook	L	27.3
Jacque Davis	GFC	26.3
Donna Curry	PLU	27.3
Vangie Warren	W	27.2
Christi Mixon	PLU	27.7

400m Dash

Heat 1

Barb Henderson	L	1:09.8
Judie Miller	W	1:05.6
Janis Rue	W	1:01.2
Donna Curry	PLU	1:00.4
Michelle Wentzel	L	1:00.7

Heat 2

Beth Reinisch	W	1:08.9
Brenda Rom	PLU	1:02.6
Lori Johanson	PLU	1:01.8
Mindy Glazebrook	L	1:01.6
Sandra Burns	GFC	1:06.2


3000m Final

1.	Kristi Purdy	PLU	10:12.6
2.	Debbie Tri	PLU	10:24.1
3.	Diane Johnson	PLU	10:43.1
4.	Shawna Lakin	PLU	10:44.0
5.	Jackie Miller	L&C	10:49.8
6.	Christi Colburn	W	10:56.6
7.	Debbie Jensen	W	11:06.0
8.	Danielle Huxley	W	11:24.4
9.	Elizabeth Cole	L	11:45.8
10.	Wendy Weidkamp	L&C	11:53.0
11.	Geri Hall	L	12:34.2
12.	Betsy Stambaugh	L&C	12:50.9

1981
W.C.I.C.

10
8
6
4

28



TRACK AND FIELD
CONFERENCE CHAMPIONSHIPS

THURSDAY APRIL 23, 1981
FRIDAY APRIL 24, 1981
LINFIELD COLLEGE
MCMINNVILLE, OREGON

GEORGE FOX

Coach: Randy Winston

Jacque Davis
Karen Maxwell
Jacquie Williams
Jackie Jackson
Lois Thomas
Saundra Burns
Debbie Driesner
Nora Thompson
Lisa Slocum
Karen Gurnske
Lynette Phillips
Rachel Hampton

WILLAMETTE

Coach: Charles Bowles

Cindy Aiona
Ann Barnes
Theresa Church
Christi Colburn
Ann Davis
Laurie Eader
Mary Helm
Danielle Huxley
Debbie Jensen
Kathy Lane
Tabitha Lind
Laurie Lingel
Judie Miller
Cathy Nash
Ann Pollard
Beth Reinisch
Linda Robinson
Janis Rue
Lisa Sweo
Kim Trinidad
Vangie Warren
Rose Zerzan

LEWIS & CLARK

Coach: E.A. Kumbruah

Barbara Allen
Marissa Catibayan
Barb Crocker
Marjorie Hudnut
Esme Jensen
Michelle McArthur
Jackie Miller
Karen Mills
Susan Shelton
Betsy Stambaugh
Tisha Steimle
Tracy Timberg
Wendy Weidkamp
Tristi Wood
Sara Worshaw

PACIFIC UNIVERSITY

Coach: Randy Denley

Susi Chaffee
Andrea Heilman
Christy Hendry
Lisa Martelon
Debbie Tokuhisa
Connie Vedack

LINFIELD

Coach: Hal Tanaka

Sandra Barboza
Suzie Bell
Julie Churchill
Elizabeth Cole
Diane Fox
Mindy Glazebrook
Gerianne Hall
Barbara Henderson
Susan Moe
Kay Pettygrove
Suzanne Tovrea
Michelle Wentzel
Connie Wishart

PACIFIC LUTHERAN

Coach: Brad Moore

Donna Curry
Krista Dong
Jan Downing
Cynthia Farrow
Kristin Frantsen
Heather Jahr
Lori Johanson
Dianne Johnson
Monica Johnson
Dawn Kvernenes
Shawna Lakin
Melanie Langdon
Christi Mixson
Kristy Purdy
Brenda Rom
Debbie Tri
Cam Viebrock

5. TIME SCHEDULE OF EVENTS:

1:00 p.m. Scratch Meeting
(Riley 24)

Preliminaries if necessary:

3:00 p.m. High Hurdles Trials

3:15 p.m. 400 Trials

3:30 p.m. 100 Trials

3:45 p.m. Int. Hurdles Trials

4:00 p.m. 200 Trials

4:15 pm 3000 m Run Final

FINALS

1:00 p.m. Discus

~~1:00 p.m. 5000m Run~~

1:00 p.m. Long Jump

1:00 p.m. High Jump

1:00 p.m. Javelin

1:30 p.m. Shotput

2:00 p.m. 440 Relay

2:10 p.m. 1500 meter run

2:20 p.m. 100m High Hurdle

2:30 p.m. 400m

2:40 p.m. 100m

2:50 p.m. 800m

3:00 p.m. 400 L.H.

3:10 p.m. 200m

3:20 p.m. ~~5000~~ 5000 Meter Run

3:50 p.m. Mile Relay

(3:50)

LONG JUMP

WCIC RECORD: Laurie Flagg Linfield 1979 18'2½"

Jacque Williams	GFC	16'11 3/4"	Karen Maxwell	GFC	15'6¼"
Susi Chaffee	PU	16'7"	Laurie Eader	W	14'8"
Brenda Rom	PLU	16'5 3/4"	Cindy Aiona	W	ND
Dolcie Tolentino	PU	16'2"			

HIGH JUMP

WCIC RECORD: Lorie Loughney ^{4'4"} Lewis & Clark 1979 5'2½"

Laurie Lingel	W	5'5"	Connie Vedach	PU	4'10"
Kristen Frantsen	PLU	5'2"	Karen Maxwell	GFC	4'8"
Dolcie Tolentino	PU	5'0"	Laurie Eader	W	4'8"
Kim Trinidad	W	5'0"	Tisha Steimle	L&C	4'6"
Esme Jensen	L&C	5'0"	Barbara Henderson	L	4'4"
Kay Pettygrove	L	4'10"			

SHOT PUT

WCIC RECORD: Julie Cabrido Linfield 1977 42'5"

Karen Gurnske	GFC	42'3½"	Dawn Kvernenes	PLU	34'5"
Ann Davis	W	39'5½"	Theresa Church	W	34'3½"
Andrea Heilman	PU	38'5"	Kathy Lane	W	33'2"
Sandra Barboza	L	36'5"	Cam Viebrock	PLU	33'0"
Barb Crocker	L&C	36'2"	Connie Vedach	PU	32'0"
Lynette Phillips	GFC	34'7½"	Rachel Hampton	GFC	27'8"
			MARJORIE HUDNUT	L&C	27'7½"

JAVELIN

WCIC RECORD: Sue Banta George Fox 1977 146'4"

Diane Fox	L	122'6"	Dawn Kvernenes	PLU	100'0"
Ann Davis	W	117'0"	Cam Viebrock	PLU	99'0"
Esme Jenson	L&C	116'3"	Julie Churchill	L	88'10"
Lynette Phillips	GFC	108'0"	Sandra Barboza	L	85'1"
Karen Gurnske	GFC	106'0"	Betsy Stambaugh	L&C	72'0"
Theresa Church	W	102'10"	Marjorie Hudnut	L&C	ND

DISCUS

WCIC RECORD: Teresa Groshong Linfield 1979 132'7"

Andrea Heilmán	PU	129'0"	Barb Crocker	L&C	98'6"
Ann Davis	W	125'11"	Rachel Hampton	GFC	98'1"
5 Kathy Lane	W	114'0"	Sandra Barboza	L	97'8"
Theresa Church	W	113'10"	Margaret Hadnut	L&C	74'8"
Karen Gurnske	GFC	112'8"	Julie Church	L	ND
Dawn Kvernenes	PLU	99'0"			

3,000 m Run

WCIC RECORD: Christi Colburn Willamette 1980 10:52.7

Kristi Purdy	PLU	10:22.4	Elizabeth Cole	L	11:35.1
Diane Johnson	PLU	10:31.5	Mary Helm	W	11:53.6
Debbie Tri	PLU	10:39.0	Ann Barnes	W	12:07.0
Shawna Lakin	PLU	11:02.0	Wendy Weidkamp	L&C	12:31.2
Debbie Jensen	W	11:05.3	Betsy Stambaugh	L&C	12:43.9
Christi Colburn	W	11:07.7	Suzanne Tovrea	L	NT
Tabitha Lind	W	11:21.7	Geri Hall	L	NT
Danielle Huxley	W	11:30.0	Kristi Hood	L&C	NT
			JACKIE MILLER	L&C	NT

4x110 RELAY

WCIC RECORD: George Fox (Davis, Maxwell, Williams, Dennis) 1980 49.4

George Fox	(Davis, Maxwell, Williams, Jackson)	49.6
Willamette	(Eader, Lingel, Pollard, Sweo)	51.5
Pacific Lutheran	(Curry, Rom, Johanson, Mixon)	52.2
Linfield	(Wishart, Wentzel, ^{Wenderson} Bell, Glazebrook)	52.9
Lewis & Clark	(Shelton, Mills, McArthur, Worshaw)	53.9

WARREN, Rue, Pollard, Sweo,

1500 METERS

WCIC RECORD: Denise Stohl Linfield 1980 4:52.2

Suzanne Tovrea	L	4:43.0	Christi Colburn	W	5:03.7
Debbie Tri	PLU	4:48.2	Barbara Allen	L&C	5:07.0
Kristi Purdy	PLU	4:55.0	Debbie Jensen	W	5:09.4
Jackie Miller	L&C	4:56.1	Tabitha Lind	W	5:12.2
Carly Wash	W	4:57.4	Diane Johnson	PLU	NT
Melanie Langdon	PLU	4:58.2	Kristi Dugg	PLU	NT

100 m HURDLES

WCIC RECORD: Karen Maxwell George Fox 1980 15.5

Karen Maxwell	GFC	15.5	Lois Thomas	GFC	17.1
Heather Jahr	PLU	15.53	Saundra Burns	GFC	17.1
Jacque Williams	GFC	15.6 ³	Laurie Lingel	W	18.2
Michelle McArthur	L&C	16.6 ¹³	Laurie Eider	W	19.1

400 m DASH

WCIC RECORD: Sharon Canda Willamette 1977 57.6
Shavon Dennis George Fox 1980 57.6

Janis Rue	W	61.0	Barb Reinisch	W	64.7
Mindy Glazebrook	L	62.1	Saundra Burns	GFC	65.0
Donna Curry	PLU	62.2	Bobbie Disonner	GFC	65.0
Lori Johnson	PLU	62.5	Cynthia Farrow	PLU	65.0
Brenda Rom	PLU	62.8	Judie Miller	W	65.6
Jan Downing	PLU	63.2	Christi Nixon	PLU	NT
Suzie Bell	L	63.8	Michelle Wentzel	L	NT
Sara Wershaw	L&C	64.6	Barbara Henderson	L	NT

100 m DASH

WCIC RECORD: Joyce Yates George Fox 1979 12.5

Jackie Jackson	GFC	12.05	Connie Wishart	L	13.3
Jacque Davis	GFC	12.6	Heather Jahr	PLU	13.3
Jacque Williams	GFC	12.9	Cynthia Farrow	PLU	13.4
^B Lisa Sweo	W	12.9	⁶ Laurie Lingel	W	13.6
Lisa Martelon	PU	13.0	Janis Rue	W	13.7
Vangie Warren	W	13.0	Susan Shelton	L&C	14.1
Debbie	PLU	13.0	Marissa Catibayan	L&C	15.7
Susie Chaffee	PU	13.2	Christi Nixon	PLU	NT

800 m RUN

WCIC RECORD: Eileen McDougal George Fox 1979 2:24.5

Cathy Nash	W	2:20.2	Melanie Langdon	PLU	2:25.0
Krista Dong	PLU	2:20.2	Linda Robinson	W	2:26.8
Jackie Miller	L&C	2:21.2	Jan Johnson	PLU	2:27.0
Debbie Tri	PLU	2:23.2	Michelle Wentzel	L	2:28.0
Nora Thompson	GFC	2:24.1	Tessie Timberg	L&C	2:40.0
Monica Johnson	PLU	2:24.2	ROSE ZERZAN	W	2:40.1

400 m HURDLES

WCIC RECORD: Karen Maxwell George Fox 1980 1:05.8

Esme Jensen	L&C	1:07.3	Laurie Eader	W	1:15.8
Karen Maxwell	GFC	1:08.0	Heather Jahr	PLU	1:17.1
Sandra Burns	GFC	1:10.1	Kim Trinidad	W	1:18.2
Michelle Thomas	GFC	1:10.2	Suzie Bell	L	NT
Michelle McArthur	L&C	1:10.7			

200 m DASH

WCIC RECORD: Shavon Dennis George Fox 1980 25.7

Jackie Jackson	GFC	25.0	Lisa Martelon	PU	28.0
Donna Curry	PLU	26.3	Leslie Rue	W	28.5
Jacque Davis	GFC	26.6	Sara Worshaw	GFC	28.5
Lisa Sweo	W	27.0	Suzie Bell	L	28.6
Vangie Warren	W	27.3	Gynthia Farrow	PLU	29.2
Jan Downing	PLU	27.5	Christi Mixson	PLU	NT
Mindy Glazebrook	L	27.5	Barb Henderson	L	NT
Jacque Williams	GFC	27.5	Michelle Wentzel	L	28.3

5000 m RUN

WCIC RECORD: NA

Kristi Purdy	PLU	17:43.8	Wendy Waidkamp	L&C	NT
Diane Johnson	PLU	18:08.6	Mary Helm	W	NT
Christy Hendry	PU	18:40.0	Ann Barnes	W	NT
Shawna Lakin	PLU	18:47.0	Suzanne Tovrea	L	NT
Danielle Hendry	W	20:03.2	Elizabeth Cole	L	NT
Lisa Slocum	GFC	20:48.4	Geri Hall	L	NT
Tristi Wood	L&C	NT	Sharon M...	L	NT

4x440 RELAY

WCIC RECORD: George Fox (Burns, Williams, Dennis, Maxwell) 1980 4:07.4

George Fox	(Thompson, Williams, Maxwell, Jackson)	4:06.1
Willamette	(Sweo, Nash, Robinson, Rue)	4:07.9
Pacific Lutheran	(Curry, Downing, M. Johnson, Dong)	4:11.0
Lewis & Clark	(McArthur, Worshaw, Miller, Jensen)	4:21.8
Linfield	(Wentzel, Bell, Wishart, Glazebrook)	NT

1 10
2 8
2 6

AIAW REGION IX

TRACK & FIELD CHAMPIONSHIPS

MAY 7-9, 1981
BELLINGHAM, WASH.



WESTERN WASHINGTON UNIVERSITY

1981

AIAW REGION IX (DIVISION II & III) TRACK AND FIELD CHAMPIONSHIPS

MEET SCHEDULE

Thursday, May 7

11:00 a.m.	100 Meter Hurdles - Heptathlon
11:30 a.m.	10,000 Meter Run - Final
11:45 a.m.	Shot Put - Heptathlon
1:00 p.m.	High Jump - Heptathlon
2:30 p.m.	200 Meter Dash - Heptathlon

Friday, May 8

10:00 a.m.	Long Jump - Heptathlon
	Discus - Qualifying
	100 Meter Hurdles - Trials
10:30 a.m.	400 Meter Dash - Trials
11:00 a.m.	100 Meter Dash - Trials
11:30 a.m.	1500 Meter Run - Semis
	Javelin - Heptathlon
12 noon	400 Meter Hurdles - Trials
	Shot Put - Qualifying
	High Jump - Qualifying
12:30 p.m.	200 Meter Dash - Trials
1:00 p.m.	800 Meter Run - Heptathlon
2:00 p.m.	4 X 800 Meter Relay - Final
2:25 p.m.	4 X 100 Meter Relay - Semis
2:45 p.m.	100 Meter Hurdles - Semis
3:00 p.m.	Long Jump - Qualifying
	Javelin - Qualifying
	400 Meter Dash - Semis
3:15 p.m.	100 Meter Dash - Semis
3:30 p.m.	800 Meter Run - Semis
3:50 p.m.	400 Meter Hurdles - Semis
4:05 p.m.	200 Meter Dash - Semis
4:20 p.m.	3000 Meter Run - Final
4:40 p.m.	800 Meter Medley Relay - Semis
5:00 p.m.	4 X 400 Meter Relay - Semis

Saturday, May 9

12 noon	Long Jump - Final
	Shot Put - Final
	Javelin - Final
1:00 p.m.	Discus - Final
	High Jump - Final
2:00 p.m.	4 X 100 Meter Relay - Final
2:10 p.m.	1500 Meter Run - Final
2:30 p.m.	100 Meter Hurdles - Final
2:40 p.m.	400 Meter Dash - Final
2:50 p.m.	100 Meter Dash - Final
3:00 p.m.	800 Meter Run - Final
3:15 p.m.	400 Meter Hurdles - Final
3:25 p.m.	200 Meter Dash - Final
3:35 p.m.	5000 Meter Run - Final
4:05 p.m.	800 Meter Medley Relay - Final
4:15 p.m.	4 X 400 Meter Relay - Final
4:30 p.m.	Awards Ceremony

PARTICIPANTS

BOISE STATE UNIVERSITY

Coach: Joe Neff

- 1) Cynthia Adams, Fr.
- 2) Jody Aronson, Jr.
- 3) Kimberly Carroll, Fr.
- 4) Mary Crevelt, Fr.
- 5) Cynthia Crow, Fr.
- 6) Ann Damiano, So.
- 7) Carla Damiano, Fr.
- 8) Diane Dodds, Fr.
- 9) Valerie Dworak, So.
- 10) Cherry Gardner, Jr.
- 11) Darla Hasselquist, Jr.
- 12) Kathy Kenworthy, So.
- 13) Lisa Lewis, Fr.
- 14) Diana McAnulty, Jr.
- 15) Teri Meece, So.
- 16) Karen Osburn, Sr.
- 17) Karma Osburn, Sr.
- 18) Beth Rupperecht, Jr.
- 19) Wendy Schwarz, So.
- 20) Cynthia Stewart, So.
- 21) Judy Smith, Jr.
- 22) Connie Taylor, Sr.
- 23) Amy Wertz, Fr.

CENTRAL WASHINGTON UNIVERSITY

Coach: Jan Boyungs

- 30) Brenda Allenbaugh, Sr.
- 31) Dawna Bell, So.
- 32) Paula Better, So.
- 33) Laurie Buskala, So.
- 34) Carol Christensen, Fr.
- 35) Sandra Fleisch, So.
- 36) Sheri McCormick, So.
- 37) Laura Myers, Jr.
- 38) Jill Palmquist, Sr.
- 39) Alice Pleasant, Jr.
- 40) Shari Potter, Sr.
- 41) Lorna Raabe, So.
- 42) Julianna Shultz, Fr.
- 43) Denise Steele, Fr.
- 44) Kitty Teller

EASTERN MONTANA COLLEGE

Coach: Darcy Conway

- 50) Heide Apedaile, Fr.
- 51) Kerry Burrell, Jr.
- 52) Peg Havlovick, So.
- 53) Lori Kessel, Fr.
- 54) Cathy Krug, Sr.
- 55) Joanne Perrine, Jr.
- 56) Patti Jo Rue, Fr.
- 57) Kelly Wenzel, So.

EASTERN OREGON STATE COLLEGE

Coach: Gary Feasel

- 60) Ronda Burnette, Sr.
- 61) Julie Fitzgerald, So.
- 62) Susan Greenwald, Fr.
- 63) Tally Mc Lain, Fr.
- 64) Susan Storck, Jr.

EASTERN WASHINGTON UNIVERSITY

Coach: Deborah Tannehill

- 70) Bobbi Annette, Fr.
- 71) Sue Barnes, So.
- 72) Tracy Binsfield, Sr.
- 73) Ann Bodnar, Fr.
- 74) Trish Boland, Jr.
- 75) Laurie Brock, Fr.
- 76) Deanna Clemmons, So.
- 77) Sue Colvin, Sr.
- 78) Kristy Curley, Sr.
- 79) Cathy Davis, Jr.
- 80) Denise Freeman, Jr.
- 81) Chris Grant, Fr.
- 82) Molly Hagan, Jr.
- 83) Sheila Hall, Fr.
- 84) Myra Klettke, Jr.
- 85) Teri Marrazzo, Fr.
- 86) Jeannie McCarthy, Fr.
- 87) Sheryl Piper, So.
- 88) Dena Sale, So.
- 89) Lisa Smith, Jr.
- 90) Cecelia Stocker, So.
- 91) Kim VanDeBrake, Fr.

PACIFIC LUTHERAN UNIVERSITY

Coach: Brad Moore

- 205) Donny Curry, Fr.
- 206) Krista Dong, Fr.
- 207) Kristin Frantsen, Fr.
- 208) Heather Jahr, So.
- 209) Lori Johanson, Sr.
- 210) Dianne Johnson, Jr.
- 211) Monica Johnson, So.
- 212) Shawna Lakin, Jr.
- 213) Melanie Langdon, Fr.
- 214) Kristy Purdy, Fr.
- 215) Brenda Rom, So.
- 216) Debbie Tri, Sr.

PACIFIC UNIVERSITY

Coach: Randy DenTey

- 220) Susi Chaffee, So.
- 221) Andrea Heilman, Fr.
- 222) Christy Hendry, Jr.

UNIVERSITY OF PORTLAND

Coach: Mike Johnson

- 225) Diane Marie Brink, Fr.
- 226) Lee Ann Ruth Holliman, Fr.
- 227) Anne Marie Jenck, Fr.
- 228) Susan Kemble, Fr.
- 229) Terresa Mae Lee
- 230) Kathy Ann O'Connell, Fr.
- 231) Laurene Lynn Smith, Jr.
- 232) Vicki Lynn Utley, Jr.
- 233) Carolyn Valez, Jr.
- 234) Janet Van Fleet, Fr.

UNIVERSITY OF PUGET SOUND

Coach: Joe Peyton

- 240) Vicky Chappell, Jr.
- 241) Marlene Dean, Fr.
- 242) Angela French, Jr.
- 243) Cindy Henry, Jr.
- 244) Stephanni Hoza, Fr.
- 245) Lori Kelly, Fr.
- 246) Marybeth King, Fr.
- 247) Clare Leong, Fr.
- 248) Kathleen Parnell, Fr.
- 249) Diane Thompson, Jr.

ROCKY MOUNTAIN COLLEGE

Coach: Clarece Ball

- 255) Cindy Allen, Sr.
- 256) Jacqueline Degel, Sr.
- 257) Patti Foltz, Fr.
- 258) Kathy Green, So.
- 259) Lynne Hogue, Jr.
- 260) Joan Keller, Jr.
- 261) Michelle Kelley, So.
- 262) Tandra LaPlante, So.
- 263) Wendy Lewis, Fr.
- 264) Jackie Martin, Fr.
- 265) LeAnna Raike, Fr.
- 266) Elvira Skurdal, Sr.
- 267) Silvia Swiger, Fr.
- 268) Sandra Vernon, Fr.
- 269) Tina Williams, Sr.
- 270) Tawny Worm, Sr.

SIMON FRASER UNIVERSITY

Coach: Ric Ritchie

- 275) Marianne Ball, So.
- 276) Dawn Cantwell, Fr.
- 277) Liz Davies, Fr.
- 278) Cathy Flannery, Fr.
- 279) Jasmine Gill, Fr.
- 280) Tomi Hamner, Fr.
- 281) Hannele Jantti, Fr.
- 282) Corinna Lee, Fr.
- 283) Michele McCandless, So.
- 284) Cheryl McCargar, So.
- 285) Robyn Munn, So.
- 286) Susan Pare, Fr.
- 287) Karen Rudd, Jr.
- 288) Liz Street, Fr.

SOUTHERN OREGON STATE COLLEGE

Coach: Gerald Insley

- 290) Denise Bechen, Fr.
- 291) Vicki Chavez, Fr.
- 292) Joy Czoski, So.
- 293) Rhonda Day, Fr.
- 294) Dianne Goodreau, Fr.
- 295) Shannon Joseph, So.
- 296) Nina Mendenhall, Fr.
- 297) Tami Read, Fr.
- 298) Crystal Rose, Fr.
- 299) Sheryl Tuttle, Fr.
- 300) Cathy Winterbotham, So.
- 301) Elizabeth Van Dijk, Fr.

HEPTATHLON

Event #1
Thursday, 11 a.m.
AIAW National Qualifying Standards
Division II 4550
Division III 4200

Wendy Schwarz, BSU
Cynthia Stewart, BSU
Brenda Allenbaugh, CWU
Rhonda James, UI
Esme Jensen, LC
Diane Thompson, UPS
Val Bishop, WWU
Liv Jonassen, WWU

10,000 METER RUN

Event #2
Thursday, 11:30 a.m.
AIAW National Qualifying Standards
Division II 38:00
Division III 38:30

Cynthia Crow, BSU
Beth Rupprecht, BSU
Lisa Slocum, GFC
Sonia Blackstock, UI
Robin McMicken, UI
Jeanna Nuxoll, UI
Cindy Partridge-Fry, UI
Patsy Sharples, UI
Kelly Warren, UI
Elizabeth Cole, Linfield
Gerianne Hall, Linfield
Pam Schafer, NMC
Dianne Johnson, PLU
Kristy Purdy, PLU
Angela French, UPS
Dianne Goodreau, SOSC
Elizabeth Van Dijk, SOSC
Lynne Baudin, WWU
Becky Lathrop, WWU
Susan Jeffries, Whitworth
Carol Lewis, Whitworth

4 X 800 METER RELAY

Event #3
Friday, 2 p.m.
AIAW National Qualifying Standards
Division II 9:27
Division III 9:36

Boise State
Central Washington
Eastern Washington
Idaho
Linfield

4 X 800 METER RELAY cont.

Portland
Pacific Lutheran
Puget Sound
Southern Oregon
Western Washington

3000 METER RUN

Event #4
Friday, 4:20 p.m.
AIAW National Qualifying Standards
Division II 10:20
Division III 10:22

Jody Aronson, BSU
Cynthia Crow, BSU
Cherry Gardner, BSU
Kathy Kenworthy, BSU
Judy Smith, BSU
Carol Christensen, CWU
Laura Myers, CWU
Kitty Teller, CWU
Ronda Burnett, EOSC
Sheryl Piper, EWU
Sonia Blackstock, UI
Penny Messenger, UI
Robin McMicken, UI
Jenny Ord, UI
LeeAnn Roloff, UI
Patsy Sharples, UI
Elizabeth Cole, Linfield
Bridget Cooke, OCE
Kathy O'Connell, UP
Dianne Johnson, PLU
Shawna Lakin, PLU
Kristy Purdy, PLU
Debbie Tri, PLU
Angela French, UPS
Dawn Cantwell, SFU
Liz Davies, SFU
Hannele Jantti, SFU
Cheryl McCargar, SFU
Liz Street, SFU
Leslie Hanna, WWU
Becky Lathrop, WWU
Karen Newman, WWU
Jill Cuthbert, Whitman
Kristy Sherman, Whitman
Carol Lewis, Whitworth

DISCUS cont.

Nicki Luper, UI
Kellie Stockton, UI
Andrea Heilman, PU
Jacqueline Degel, RMC
Elvira Skurdal, RMC
Sandra Vernon, RMC
Joy Czmoski, SOSC
Shannon Joseph, SOSC
Jana Clouse, WWU
Karen Heffernan, WWU
Peggy Marshall, Whitworth
Ann Davis, Willamette

HIGH JUMP

Event #9
Saturday, 1 p.m.
AIAW National Qualifying Standards
Division II 5-8
Division III 5-5

Kimberly Carroll, BSU
Cynthia Stewart, BSU
Julie Fitzgerald, EOSC
Tally McLain, EOSC
Dana Fish, UI
Rhonda James, UI
Kay Pettygrove, Linfield
Connie Taylor, NNC
Kristin Frantsen, PLU
Marybeth King, UPS
Lynne Hogue, RMC
Tambra LaPlante, RMC
Wendy Lewis, RMC
Silvia Swiger, RMC
Tomi Hamner, SFU
Cindy Winterbotham, SOSC
Kristy Dees, WWU
Val Bishop, WWU
Dina von Hahn, WWU
Cathy Weber, Whitworth
Laurie Lingel, Willamette

4 X 100 METER RELAY

Event #10
Saturday, 2 p.m.
AIAW National Qualifying Standards
Division II 47.9
Division III 50.4

Boise State
Central Washington
Eastern Oregon
Eastern Washington
George Fox

4 X 100 METER RELAY cont.

Idaho
Linfield
Northwest Nazarene
Oregon College
Pacific Lutheran
Rocky Mountain
Simon Fraser
Southern Oregon
Western Washington

1500 METER RUN

Event #11
Saturday, 2:10 p.m.
AIAW National Qualifying Standards
Division II 4:39.8
Division III 4:42.8

Jody Aronson, BSU
Kathy Kenworthy, BSU
Judy Smith, BSU
Carol Christensen, CWU
Laura Myers, CWU
Kitty Teller, CWU
Peg Havlovick, EMC
Ronda Burnett, EOSC
Sue Barnes, EWU
Denise Freeman, EWU
Sheryl Piper, EWU
Lisa Slocum, GFC
Randa Allen, UI
Robin McMicken, UI
Jenny Ord, UI
LeeAnn Roloff, UI
Patsy Sharples, UI
Helen Waterhouse, UI
Suzanne Tovrea, Linfield
Anne Jenck, UP
Melanie Langdon, PLU
Kristy Purdy, PLU
Debbie Tri, PLU
Kathleen Parnell, UPS
Michelle Kelley, RMC
Cathy Flannery, SFU
Hannele Jantti, SFU
Liz Street, SFU
Jane Abbott, WWU
Kathy Curran, WWU
Cathy Goolsby, WWU
Jill Cuthbert, Whitman
Kristy Sherman, Whitman
Dana Betsch, Whitworth
Clara Oswald, Whitworth
Annette Swanson, Whitworth

100 METER DASH cont.

Marianne Ball, SFU
Jasmine Gill, SFU
Corinna Lee, SFU
Robyn Munn, SFU
Kay Archer, WWU
Margaret Carlson, WWU
Laurie Dominoski, WWU
Karine Allan, Whitworth
Lori Pickard, Whitworth
Deanna Stohl, Whitworth

800 METER RUN

Event #15
Saturday, 3 p.m.
AIAW National Qualifying Standards
Division II 2:13.9
Division III 2:18.8

Jody Aronson, BSU
Diane Dodds, BSU
Darla Hasselquist, BSU
Lisa Lewis, BSU
Judy Smith, BSU
Dawna Bell, CWU
Carol Christensen, CWU
Laura Myers, CWU
Kitty Teller, CWU
Kerry Burrell, EMC
Peg Havlovick, EMC
Ronda Burnett, EOSC
Bobbi Annette, EWU
Sue Barnes, EWU
Sue Colvin, EWU
Denise Freeman, EWU
Myra Klettke, EWU
Nora Thompson, GFC
Robin McMicken, UI
LeeAnn Roloff, UI
Helen Waterhouse, UI
Kim Ward, UI
Kelly Woods, UI
Jackie Miller, LC
Michelle Wentzel, Linfield
Nadine Sneed, NMC
Krista Dong, PLU
Monica Johnson, PLU
Melanie Langdon, PLU
Debbie Tri, PLU
Janet Van Fleet, UP
Anne Jenck, UP
Terresa Lee, UP
Laurene Smith, UP
Carolyn Valez, UP

800 METER RUN cont.

Cindy Henry, UPS
Stephanni Hoza, UPS
Lori Kelly, UPS
Clare Leong, UPS
Kathleen Parnell, UPS
Michelle Kelley, RMC
Cathy Flannery, SFU
Karen Rudd, SFU
Liz Street, SFU
Crystal Rose, SOSC
Sheryl Tuttle, SOSC
Jane Abbott, WWU
Dawn Graham, WWU
Liv Jonassen, WWU
Cheryl Petrovich, WWU
Carla Randall, WWU
Bethany Ryals, WWU
Carol Strickland, WWU
Clara Oswald, Whitworth
Annette Swanson, Whitworth
Cathy Nash, Willamette
Linda Robinson, Willamette

400 METER HURDLES

Event #16
Saturday, 3:15 p.m.
AIAW National Qualifying Standards
Division II 62.0
Division III 65.5

Mary Crevelt, BSU
Diane Dodds, BSU
Teri Meece, BSU
Brenda Allenbaugh, CWU
Joanne Perrine, EMC
Sheila Hall, EWU
Saundra Burns, GFC
Karen Maxwell, GFC
Lois Thomas, GFC
Nora Thompson, GFC
Mary Goin, UI
Lisa Payne, UI
Helen Waterhouse, UI
Colleen Williams, UI
Esme Jensen, LC
Michelle McArthur, LC
Maureen Frietag, NNC
Denise Macomber, OCE
Heather Jahr, PLU
Cindy Allen, RMC
Lynne Hogue, RMC
Tambra LaPlante, RMC
Tami Read, SOSC

800 METER MEDLEY RELAY cont.

Oregon College
 Pacific Lutheran
 Puget Sound
 Rocky Mountain
 Simon Fraser
 Western Washington

4 X 400 METER RELAY

Event #20
 Saturday, 4:15 p.m.
 AIAW National Qualifying Standards
 Division II 3:54
 Division III 3:58

Boise State
 Central Washington
 Eastern Washington
 George Fox
 Idaho
 Linfield
 Northwest Nazarene
 Pacific Lutheran
 Portland
 Southern Oregon
 Western Washington
 Whitworth

1980 AIAW REGION IX (DIVISION II & III)

TEAM STANDINGS

1. Seattle Pacific	101
2. Idaho	99
3. Boise State	74
4. Western Washington	60
5. Simon Fraser	57
6. Central Washington	51
7. Eastern Washington	43
8. Linfield	28
9. Eastern Oregon	26
George Fox	26
11. Willamette	11
12. Southern Oregon	10
13. Puget Sound	8
Lewis and Clark	8
Whitworth	8
16. Pacific Lutheran	5
17. Oregon College	3
18. Rocky Mountain	2

PARTICIPATING SCHOOLS

Boise State University (BSU) - Division II
 Central Washington University (CWU) - Division II
 Eastern Montana College (EMC) - Division II
 Eastern Oregon State College (EOSC) - Division III
 Eastern Washington University (EWU) - Division II
 George Fox College (GFC) - Division III
 University of Idaho (UI) - Division II
 Lewis and Clark College (LC) - Division III
 Linfield College - Division III
 Northern Montana College (NMC) - Division III
 Northwest Nazarene College (NNC) - Division III
 Oregon College of Education (OCE) - Division III
 Pacific University (PU) - Division III
 Pacific Lutheran University (PLU) - Division III
 University of Portland (UP) - Division II
 University of Puget Sound (UPS) - Division III
 Rocky Mountain College (RMC) - Division II
 Simon Fraser University (SFU) - Division II
 Southern Oregon State College (SOSC) - Division III
 Western Washington University (WWU) - Division III
 Whitman College - Division III
 Whitworth College - Division III
 Willamette University - Division III

AIAW REGION IX (DIVISION II & III) MEET SCORING

10-8-6-4-2-1

	10,000 M. Run	Heptathlon	4 X 800 M. REL.	3000 M. Run	Long Jump	Shot Put	Javelin	Discus	High Jump	4 X 100 M. REL.	1500 M. Run	100 M. Hurdles	400 M. Dash	100 M. Dash	800 M. Run	400 M. Hurdles	200 M. Dash	5000 M. Run	800 M. Med. R.	4 X 400 M. REL.	TOTAL	
BOISE STATE UNIVERSITY																						
CENTRAL WASHINGTON UNIVERSITY																						
EASTERN MONTANA COLLEGE																						
EASTERN OREGON STATE COLLEGE																						
EASTERN WASHINGTON UNIVERSITY																						
GEORGE FOX COLLEGE																						
UNIVERSITY OF IDAHO																						
LEWIS AND CLARK COLLEGE																						
LINFIELD COLLEGE																						
NORTHERN MONTANA COLLEGE																						
NORTHWEST NAZARENE COLLEGE																						
OREGON COLLEGE OF EDUCATION																						
PACIFIC LUTHERAN UNIVERSITY																						
PACIFIC UNIVERSITY																						
UNIVERSITY OF PORTLAND																						
UNIVERSITY OF PUGET SOUND																						
ROCKY MOUNTAIN COLLEGE																						
SEATTLE PACIFIC UNIVERSITY																						
SIMON FRASER UNIVERSITY																						
SOUTHERN OREGON STATE COLLEGE																						
WESTERN MONTANA COLLEGE																						
WESTERN WASHINGTON UNIVERSITY																						
WHITMAN COLLEGE																						
WHITWORTH COLLEGE																						
WILLAMETTE UNIVERSITY																						

TOP 1981 MARKS cont.

4 X 100 METER RELAY

Boise State	48.2
Eastern Washington	48.5
Simon Fraser	48.91
Central Washington	49.5
George Fox	49.6
Eastern Oregon	50.1
Western Washington	50.4
Idaho	50.5
Southern Oregon	50.8
Northwest Naz.	50.82

4 X 400 METER RELAY

Idaho	3:53.1
Boise State	3:55.74y
Western Washington	3:56.4
Seattle Pacific	3:58.9
Willamette	4:06.9y
George Fox	4:07.2
Eastern Washington	4:07.6
Portland	4:09.9
Pacific Lutheran	4:11.0

4 X 800 METER RELAY

Idaho	9:04.2
Western Washington	9:23.19
Seattle Pacific	9:25.0
Portland	9:33.29
Eastern Washington	10:09.0
Southern Oregon	11:45.07

800 METER MEDLEY RELAY

Eastern Washington	1:56.5
Northwest Nazarene	1:59.08
Rocky Mountain	1:59.3
Eastern Montana	2:03.6

100 METER HURDLES

Kristy Curley	EWU	14.85
Marianne Ball	SFU	14.9
Colleen Williams	UI	15.0
Mary Crevelt	BSU	15.3
Rhonda Day	SOSC	15.3
Tami Read	SOSC	15.4
Karen Maxwell	GFC	15.5
Heather Jahr	PLU	15.53
Wendy Malich	WWU	15.6
Jackie Williams	GFC	15.6

400 METER HURDLES

Colleen Williams	UI	61.66
Chris Grant	EWU	64.17
Lisa Payne	UI	64.2
Diana Dodds	BSU	64.71
Tami Read	SOSC	65.8
Donna Davidson	WWU	65.8
Wendy Malich	WWU	66.9
Esme Jensen	LC	66.9
Judy Ray	SPU	66.98
Karen Maxwell	GFC	67.0

HIGH JUMP

Kim Carroll	BSU	5-9
J. Fitzgerald	EOSC	5-6
Lauri Lingel	Will	5-5
Cathy Wilson	SPU	5-5
Cindy Stewart	BSU	5-4
Kristy Dees	WWU	5-4
A. Solomonson	SPU	5-3
Nancy Gregg	CWU	5-2
Kristin Frantsen	PLU	5-2
K. Winterbotham	SOSC	5-2
Dina von Hahn	WWU	5-2
Wendy Lewis	RMC	5-2
Lynne Hogue	RMC	5-2
Dana Fish	UI	5-2

DISCUS

Jackie Degel	RMC	141-3
Karen Hansey	SPU	141-1 1/2
Diane McAnulty	BSU	134-10
Andrea Heilman	PU	132-1
Cathy Wilson	SPU	130-10 1/2
Peggy Marshall	Ww	129-4
Jill Palmquist	CWU	129-1
Lori Kessel	EMC	126-4
Ann Davis	Will	125-11
Carla Damiano	BSU	124-0

LONG JUMP

Laurie Flagg	Ww	18-5 1/2
Kristy Curley	EWU	18-2
A. Blythe	NNC	17-11 1/2
K. Brown	WMC	17-6
Marlene Dean	UPS	17-4
Heather Jahr	PLU	17-4
Cynthia Shepherd	OCE	17-3 1/2
Susie Chaffee	PU	17-3 1/4
Alice Pleasant	CWU	17-2
Kelly Varney	Ww	17- 1/2

AIAW REGION IX (DIVISION II & III) - - MEET OFFICIALS

Director: Boyde Long

Assistant: Tony Bartlett

Announcer: Scott Brittain

Scorer & Recorders: Paul Madison, Mike Methven, Al Reid

Clerk: Ed Santos

Assistant: Lynda Goodrich

Starter: Dick Henrie

Assistant: Ron Lathrop

Video Tape: Bret Pugmire

Judges & Timers: Jeff Gardner, Sue Brady, Annette Schuchman, Kim Smith,
Yvonne Harrington, Melinda Miller, Mike Locke, Penny Ling,
Carla Edman, Linda Wagner, Margaret McAlister, Teresa Fong,
Peter Marcus, Gerald Sanderson, Susie Miller, Debbie Hillier,
Kelly Gladson, Lawrence Moore, Joy VanBuskirk, Dale Mumma,
Mitzi Johanknecht

Field Judges: Jerry Bluhm, Al Nixon, Kevin McReady, Dieter VanArsdale,
Rick Mallory, Mike Tumblin, Bonna Schibret, Al Biggs,
Mike Chase, Mark Stokes, Jim Jensen, Dale Barnes, Terrill Morgan,
Rick Hiebert, Karen Doherty, Bert Vis, Pat Spooner

Inspectors: Jim Powers, Roy Remington, Ed Smith, Ron Blumberg

Hurdle Crew: Jim Powers, Roy Remington, Ed Smith, Ron Blumberg

Awards: Bill Handy, Cynthia Cook

AAW REGION IX (DIVISION II & III) TRACK & FIELD RESULTS

host: Western Washington University - Bellingham, Washington (Civic Stadium)

May 7-9, 1981

10,000 METERS

1. Kristy Purdy, PLU	36:18.8*	*breaks meet record of 38:04.4 set by Gail Volk of Seattle Pacific in 1980
2. Cynthia Crow, BSU	36:48.4	
3. Dianne Johnson, PLU	37:04.2	
4. Angela French, UPS	38:01.2	
5. Kelly Warren, UI	38:36.2	
6. Dianne Woodreau, SOSO	39:41.0	

HEPTATHLON

1. Rhonda James, UI	4481*	*meet record as first time event run
2. Esme Jensen, LC	4365	
3. Wendy Matich, WNU	4004	
4. Liv Jonassen, WNU	3826	
5. Brenda Allenbaugh, CWU	3740	
6. Val Bishop, WNU	3669	

4 X 800 METER RELAY

1. Idaho	9:06.3*	*meet record as first time event run in meters
(Roloff, Ward, Falkenberg, Waterhouse)		
2. Western Washington	9:14.4	
(Swanson, Randall, Graham, Ryals)		
3. Pacific Lutheran	9:20.2	
(Tri, Johanson, Johnson, Dong)		
4. Portland	9:24.8	
(Jenck, Smith, Lee, Valez)		
5. Puget Sound	9:32.9	
(Parnell, Kelly, Hoza, Henry)		
6. Eastern Washington	9:39.5	
(Annette, Colvin, Freeman, Piper)		

DISCUS

1. Diana McNulty, BSU	42.24 meters	(138-7)
2. Carla Damiano, BSU	41.35	(135-8)
3. Andrea Kefiman, PU	41.18	(135-1)
4. Peggy Marshall, Whitworth	40.59	(133-2)
5. Jill Palmquist, CWU	39.93	(131-0)
6. Ann Davis, Willamette	39.11	(128-3)

3000 METER RUN

1. Patsy Sharples, UI	9:32.5*	*breaks own meet record of 9:53.06 set in 1980
2. Jenny Ord, UI	10:00.0	
3. Sonia Blackstock, UI	10:08.5	
4. Kathy Kenworthy, BSU	10:14.9	
5. Rhonda Burnett, EOSC	10:19.2	
6. Carol Christensen, CWU	10:20.9	

AAAW REGION IX (DIVISION II & III) TRACK & FIELD RESULTS cont. - add one

SHOT PUT

1.	Jacqueline Degel, RMC	12.37 meters	(40-7)
2.	Jill Palmquist, CWU	12.29	(40-4)
3.	Karen Gurske, GFC	12.26	(40-2 3/4)
4.	Joy Czoski, SOSC	11.59	(38-1/4)
5.	Lisa Smith, EWU	11.57	(37-11 1/2)
6.	Andrea Heflman, PU	11.42	(37-5 3/4)

JAVELIN

1.	Lorna Raabe, CWU	40.90 meters	(134-2)
2.	Joan Williamson, WWU	38.00	(124-8)
3.	Heide Apedaile	37.54	(123-2)
4.	Ann Davis, Willamette	35.18	(115-5)
5.	Diane Fox, Linfield	33.55	(110-1)
6.	Jodi Siddall, OCE	33.10	(108-7)

LONG JUMP

1.	Antonette Blythe, NNC	5.40 meters	(17-8 1/2)
2.	Laurie Flagg, Whitworth	5.34	(17-6 1/4)
3.	Cynthia Shepherd, OCE	5.20	(17-3/4)
4.	Wendy Malich, WWU	5.00	(16-5)
5.	Marlene Dean, UPS	4.93	(16-2)
tie	Kelly Varney, Whitman	4.93	(16-2)

4 x 100 METER RELAY

1.	Boise State (Karla Osburn, Dodds, Dworak, Hasselquist)	48.3*	*meet record as first time event run in meters
2.	Central Washington (Pleasant, Steele, McCormick, Potter)	50.1	
3.	Southern Oregon (Read, Mendenhall, Day, Chavez)	51.4	
4.	Linfield (Wishart, Wentzel, Bell, Glazebrook)	51.5	
5.	Oregon College (Shepherd, Johnson, Mountain, Halliday)	52.3	

1500 METER RUN

1.	Jody Aronson, BSU	4:32.6*	*breaks meet record of 4:44.26 set by Rhonda Burnett, EOSC, in 1980
2.	Patsy Sharples, UI	4:32.7	
3.	LeeAnn Roloff, UI	4:40.5	
4.	Kathy Kenworthy, BSU	4:42.1	
5.	Suzanne Tovrea, Linfield	4:44.7	
6.	Rhonda Burnett, EOSC	4:47.4	

AYAW REGION IX (DIVISION IX & XII) TRACK & FIELD RESULTS cont. - add two

HIGH JUMP

1. Kimberly Carroll, BSU	5-8*	*breaks meet record of 5-6 set by Anne Marie Solomonson, SPU in 1980
2. Rhonda James, UI	5-5	
3. Cynthia Stewart, BSU	5-4	
4. Tomi Hamner, SFU	5-4	
5. Laurie Lingel, Willamette	5-2	
6. Wendy Lewis, Rocky Mountain	5-2	

100 METER HURDLES

1. Colleen Williams, UI	15.0
2. Karen Maxwell, GFC	15.3
3. Mary Crevelt, BSU	15.3
4. Rhonda Day, SOSC	15.5
5. Donna Davidson, WWU	15.5
6. Jacquie Williams, GFC	15.8

400 METER DASH

1. Allison Falkenberg, UI	56.7
2. Daria Hasselquist, BSU	57.0
3. Kim Ward, UI	58.3
4. Karma Osburn, BSU	59.0
5. Bethany Ryals, WWU	59.4
6. Michelle Wentzel, Linfield	60.3

100 METER DASH

1. Jackie Jackson, GFC	12.3
2. Karen Osburn, BSU	12.5
3. Sheri McCormick, CWU	12.6
4. Laurie Brock, EWU	12.8
5. Marlene Dean, UPS	12.8
6. Susan Storck, EOSC	12.9

800 METER RUN

1. Helen Waterhouse, UI	2:12.0*	*breaks meet record of 2:16.9 set by Karen Rudd, SFU in 1981 semi-finals
2. Janis Swanson, WWU	2:13.6	
3. Jody Aronson, BSU	2:14.3	
4. Karen Rudd, SFU	2:15.7	
5. Ann Jenck, UP	2:16.4	
6. Jackie Miller, LC	2:17.3	

400 METER HURDLES

1. Colleen Williams, UI	62.4*	*breaks meet record of 64.46 set by Glynette Harwood, SPU, in 1980
2. Diane Dodds, BSU	64.2	
3. Donna Davidson, WWU	64.5	
4. Deborah Ocken, WWU	66.8	
5. Tami Read, SOSC	66.8	
6. Wendy Malich, WWU	67.4	

AIAM REGION IX (DIVISION II & III) TRACK & FIELD RESULTS cont. - add three

200 METER DASH (wind aided)

- ①. Jackie Jackson, GFC 25.1
2. Karen Osburn, BSU 25.8
3. Sheri McCormick, CWU 25.9
4. Darla Hasselquist, BSU 26.3
5. Marlene Dean, UPS 26.5
6. Donna Curry, PLU 26.8

5000 METER RUN

1. Patsy Sharples, UI 17:01.9*
2. Kristy Purdy, PLU 17:35.3
3. Jenny Ord, UI 17:35.6
4. Cynthia Crow, BSU 17:41.5
5. Carol Christensen, CWU 17:52.5
6. Sonia Blackstock, UI 17:56.0

*breaks meet record of 17:45.42
set by Sharples in 1980

800 METER MEDLEY RELAY

1. Boise State 1:52.1*
(Crevalt, Karma Osburn, Dworak, Damiano)
2. Idaho 1:52.3
(Schaeffer, James, Payne, Boettger)
3. Pacific Lutheran 1:53.0
(Rom, Johanson, Downing, Curry)
4. Linfield 1:53.7
(Wishart, Wentzel, Bell, Glazebrook)
5. Puget Sound 1:53.9
(Thompson, Chappell, Dean, Hoza)
6. Eastern Washington 1:54.4
(Marrazzo, Colvin, Sale, Annette)

*meet record as first time event
run in meters

4 x 400 METER RELAY

1. Idaho 3:52.2*
(Williams, Ward, Falkenberg, Waterhouse)
2. Boise State 3:53.3
(Osburn, Dodds, Osburn, Hasselquist)
3. Western Washington 3:59.0
(Graham, Swanson, Randall, Ryals)
- ④. George Fox 4:02.6
(Thompson, Williams, Maxwell, Jackson)
5. Eastern Washington 4:09.7
(Sale, Piper, Clemmons, Hall)
6. Portland 4:11.9
(Jenck, Valez, Kemble, Lee)

*meet record as first time event
run in meters.

TEAM SCORES:

- | | | | | | |
|-----------------------|--------|------------------------|----|-------------------|-------|
| 1. Idaho | 149 | 11. Rocky Mountain | 11 | 21. Eastern Oreg. | 4 |
| 2. Boise State | 144 | 12. Northwest Nazarene | 10 | 22. Whitman | 1 1/2 |
| 3. Western Washington | 60 | 13. Lewis & Clark | 9 | | |
| 4. Central Washington | 45 | Oregon College | 9 | | |
| ⑤. George Fox | 39 | Eastern Washington | 9 | | |
| 6. Pacific Lutheran | 37 | 16. Simon Fraser | 8 | | |
| 7. Southern Oregon | 17 | Portland | 8 | | |
| 8. Puget Sound | 13 1/2 | 18. Pacific | 7 | | |
| 9. Linfield | 13 | Willamette | 7 | | |
| 10. Whitworth | 12 | 20. Eastern Montana | 6 | | |

AIAW REGION IX (DIVISIONS II & III) TRACK & FIELD MEET

RESULTS - May 8, 1981

HEPTATHLON (FINAL)

1. Rhonda James, UI 4481@ ~~Old~~ Meet record as
2. Esme Jensen, LC 4365 first time event run
3. Wendy Malich, WWU 4004
4. Liv Jonassen, WWU 3826
5. Brenda Allenbaugh, CWU 3740
6. Val Bishop, WWU 3669

DISCUS (FINAL)

1. Diana McAnulty, BSU 42.24m 138-7
2. Carla Damiano, BSU 41.35m 135-8
3. Andrea Hellman, PU 41.18m 135-1
4. Peggy Marshall, Whitw. 40.59m 133-2
5. Jill Palmquist, CWU 39.93m 131-0
6. Ann Davis, Willamette 39.11m 128-3

4 X 800 METER RELAY (FINAL)

1. Idaho 9:06.3 (Roloff, Ward, Falkenberg, Waterhouse)
2. Western Wash. 9:14.4* (Swanson, Randall, Graham, Ryals)
3. Pacific Luth 9:20.2 (Tri, Johanson, Johnson, Dong)
4. Portland 9:24.8 (Jenck, Smith, Lee, Valez)
5. Puget Sound 9:32.9 (Parnell, Kelly, Hoza, Henry)
6. Eastern Wash. 9:39.5 (Annette, Colvin, Freeman, Piper)

*new WWU school record - old mark of 9:28.2 set earlier this spring

4 X 100 METER RELAY (SEMI-FINALS) - top four in each heat to finals

HEAT 1

1. Boise State 48.4
2. Linfield 51.0
3. Southern Oregon 51.1
4. Eastern Oregon 51.3
5. George Fox Disq. - *PROTESTED BUT TO NO AVAIL.*

HEAT 2

1. Central Wash. 50.0
2. Northwest Naz. 50.5
3. Eastern Wash. 51.6
4. Oregon College 51.9
5. Rocky Mountain 52.1
6. Western Wash. Disqu

100 METER HURDLES (SEMI-FINALS) - top four in each heat advance to finals.

HEAT 1 (wind aided)

1. Colleen Williams, UI 14.7
2. Mary Crevelt, BSU 15.0
3. Tami Read, SOSC 15.3
4. Jacquie Williams, GFC 15.3
5. Wendy Malich, WWU 15.6
6. Lynne Hogue, RMC 16.4

HEAT 2 (wind aided)

1. Karen Maxwell, GFC 15.2
2. Donna Davidson, WWU 15.4
3. Rhonda James, UI 15.5
4. Rhonda Day, SOSC 15.5
5. Heather Jahr, PLU 15.9
6. LeeAnn Holliman, UP 15.9

AIRW REGION IX results - May 8, 1981 - cont. - add one

100 METER DASH (SEMI-FINALS) - top four in each heat advance to finals

HEAT 1 (wind aided)

1. Jackie Jackson, GFC 11.90
2. Laurie Brock, EMU 12.5
3. Susan Storck, EOSC 12.6
4. Antonette Blythe, NNC 12.7
5. Valerie Dworak, BSU 13.0

HEAT 2 (wind aided)

1. Karen Osburn, BSU 12.3
2. Sheri McCormick, CMU 12.3
3. Jacque Davis, GFC 12.5
4. Marlene Dean, UPS 12.6
5. Corinna Lee, SFU 12.9
6. Teri Marrasso, EMU 12.9

4 X 100 METER RELAY (FINAL) - LANE ASSIGNMENTS

1. Linfield
2. Oregon College
3. Eastern Washington
4. Central Washington
5. Eastern Oregon
6. Southern Oregon
7. Northwest Nazarene
8. Boise State

100 METER HURDLES (FINAL) - LANE ASSIGNMENTS

1. Colleen Williams, UI
2. Rhonda James, UI
3. Mary Crevelt, BSU
4. Karen Maxwell, GFC
5. Jacquie Williams, GFC
6. Tamí Read, SOSC
7. Donna Davidson, WWU
8. Rhonda Day, SOSC

100 METER DASH (FINAL) - LANE ASSIGNMENTS

1. Laurie Brock, EMU
2. Jackie Jackson, GFC
3. Sheri McCormick, CMU
4. Susan Storck, EOSC
5. Antonette Blythe, NNC
6. Karen Osburn, BSU
7. Marlene Dean, UPS
8. Jacque Davis, GFC

800 METER RUN (SEMI-FINALS) - top four in each heat advance to finals

HEAT 1

1. Sheryl Tuttle, SOSC 2:18.6
2. ~~XXXXXXXXXXXX~~
Jackie Miller, LC 2:19.0
3. LeeAnn Roloff, UI 2:19.5
4. Jody Aronson, BSU 2:19.5
5. Cathy Nash, Willamette 2:19.5
6. ~~XXXXXXXXXXXX~~
Krista Dong, PLU 2:20.4

HEAT 2

1. Karen Rudd, SFU 2:16.81@
2. Helen Waterhouse, UI 2:18.5
3. Anne Jenck, UP 2:18.9
4. Janis Swanson, WWU 2:19.1
5. Dawn Graham, WWU 2:20.1
6. Monica Johnson, PLU 2:23.6

@Meet Record - breaks old mark of 2:17.64
set by Cheryl Petrovich, WWU, in 1980

800 METER RUN(FINAL) - LANE ASSIGNMENTS

1. Sheryl Tuttle, SOSC
2. LeeAnn Roloff, UI
3. Helen Waterhouse, UI
4. Janis Swanson, WWU
5. Anne Jenck, UP
6. Jackie Miller, LC
7. Jody Aronson, BSU
8. Karen Rudd, SFU

400 METER HURDLES (SEMI-FINALS) - top four in each heat advance to finals.

HEAT 1

1. Colleen Williams, UI 64.1
2. Diane Dodds, BSU 66.1
3. Tami Read, SOSC 67.2
4. Wendy Malich, WWU 67.5
5. Karen Maxwell, GFC 68.0
6. Lois Thomas, GFC 68.4

HEAT 2

1. Donna Davidson, WWU 66.3
2. Lisa Payne, UI 67.1
3. Nora Thompson, GFC 67.3
4. Deborah Ocken, WWU 68.7
5. Maureen Frietag, NNC 69.5
- 8.

400 METER HURDLES (FINAL) - LANE ASSIGNMENTS

1. Diane Dodds, BSU
2. Colleen Williams, UI
3. Nora Thompson, GFC
4. Deborah Ocken, WWU
5. Tami Read, SOSC
6. Lisa Payne, UI
7. Wendy Malich, WWU
8. Donna Davidson, WWU

200 METER DASH (SEMI-FINALS) - top four in each heat advance to finals

HEAT 1

1. Jackie Jackson, GFC 24.9
2. Darla Hasselquist, BSU 25.8
3. Marlene Dean, UPS 26.2
4. Donna Curry, PLU 26.4
5. Valerie Dworak, BSU 26.5

HEAT 2

1. Karen Osburn, BSU 25.8
2. Sheri McCormick, CWU 26.2
3. Laurie Brock, ENU 26.4
4. Jacque Davis, RGFC 26.5
5. Corinna Lee, SFU 26.8

200 METER DASH (FINAL) - LANE ASSIGNMENTS

1. Darla Hasselquist, BSU
2. Karen Osburn, BSU
3. Sheri McCormick, CWU
4. Jacque Davis, GFC
5. Laurie Brock, ENU
6. Marlene Dean, UPS
7. Donna Curry, PLU
8. Jackie Jackson, GFC

3000 METER RUN (FINAL)

1. Patsy Sharples, UI 9:32.5@
2. Jenny Ord, UI 10:00
3. Sonia Blackstock, UI 10:08.5
4. Kathy Kenworthy, BSU 10:14.9
5. Rhonda Burnett, EOSC 10:19.2
6. Carol Christensen, CWU 10:20.9

@breaks own meet record of 9:53.06 set in 1980

AAIAW REGION IX RESULTS - May, 8, 1981 cont. - add three

800 METER MEDLEY RELAY (SEMI-FINALS) - top 4 in each heat advance to finals

HEAT 1

1. Pacific Lutheran	1:53.4
2. Boise State	1:53.5
3. Puget Sound	1:53.8
4. Eastern Washington	1:54.3
85 Central Washington	1:57.5

HEAT 2

1. Idaho	1:52.7
2. Linfield	1:53.4
3. Rocky Mountain	1:55.3
4. Oregon College	1:57.1
Western Washington	Dfsq.

400 METER DASH (FINAL) - LANE ASSIGNMENTS

2. Darla Hasselquist, BSU
3. Bethany Ryals, WWU
4. Karna Osburn, BSU
5. Michelle Wentzel, Linfield
6. Kim Ward, UI
7. Allison Falkenberg, UI
8. Dena Sale, EWU

TEAM SCORING (after 5 events)

1. Idaho	46
2. Boise State	30
3. Pacific Lutheran	22
4. Western Wash.	19
5. Lewis & Clark	8
6. Pacific Puget Sound	6
8. Central Wash.	5
9. Portland Whitworth	4
11. Eastern Oregon	2
12. Southern Oregon	1
Eastern Wash.	1
Willamette	1

800 METER MEDLEY RELAY (FINAL) - LANE ASSIGNMENTS

1. Pacific Lutheran
2. Rocky Mountain
3. Linfield
4. Idaho
5. Oregon College
6. Puget Sound
7. Boise State
8. Eastern Washington

4 X 400 METER RELAY (SEMI-FINALS) - top 4 in each heat advance to finals

HEAT 1

1. George Fox	4:02.3
2. Idaho	4:06.3
3. Eastern Wash	4:07.3
4. Southern Ore	4:09.6
5. Northwest Naz	4:10.2

HEAT 2

1. Boise State	4:20.9
2. Portland	4:22.4
3. Central Wash.	4:21.4
4. Western Wash.	4:28.2

4 X 400 METER RELAY (FINAL) - LANE ASSIGNMENTS

1. Idaho
2. Portland
3. George Fox
4. Western Washington
5. Eastern Washington
6. Boise State
7. Southern Oregon
8. Central Washington

ATAW REGION IX (DIVISION II & III) TRACK & FIELD RESULTS

HEPTATHLON

Name	School	100 M. HURDLES	SHOT PUT	HIGH JUMP	200 METERS	LONG JUMP	JAVELIN	800 METERS	TOTAL
Cynthia Stewart	BSU	DID	NOT	COMPETE					
Wendy Schwarz	BSU	DID	NOT	COMPETE					
Brenda Allenbaugh	CWU	17.8	8.58m 28-1 3/4	1.42m 4-8	28.1	4.39m 14-4 3/4	19.67m 64-6 1/2	2:36.9	
		493	489	635	605	525	393	600	5
			982	1617	2222	2747	3140	3740	
Diane Thompson	UPS	DID	NOT	COMPETE					
Val Bishop	WMU	18.4	7.45m 24-5 1/4	1.53m 5-1 1/4	29.9	4.58m 15-1 1/4	20.47m 67-2	2:38.3	
		447	403	759	491	573	410	586	6
			850	1609	2100	2673	3083	3669	
Liv Jonassen	WMU	18.0	7.81m 25-7 1/2	1.42m 4-8	28.8	4.51m 14-9 1/2	21.12m 69-3 1/2	2:23.7	4
		477	431	635	558	556	425	744	
			908	1543	2101	2657	3082	3826	
Wendy Malich	WMU	16.5	9.07m 29-9	1.37m 4-6	27.6	4.93m 16-2	18.65m 61-2 1/4	2:33.4	3
		598	524	576	640	660	370	636	
			1122	1698	2338	2998	3368	4004	
Rhonda James	UI	15.6	7.36m 24-1 3/4	1.60m 5-3	27.4	5.09m 16-8 1/2	26.57m 87-2	2:29.4	1
		685	396	834	655	698	534	679	
			1081	1915	2570	3268	3802	4481	
Esme Jensen	LC	17.7	9.79m 32-1 1/2	1.57m 5-1 3/4	28.6	4.70m 15-5	30.42m 99-9 3/4	2:27.2	2
		499	575	808	571	603	606	703	
			1074	1882	2453	3056	3662	4365	

George Fox

date 1981?

HEPTATHLON (9)

Cynthia Stewart	BSU
Wendy Schwarz	BSU
Brenda Allenbaugh	CWU
Diane Thompson	UPS
Val Bishop	WWU
Liv Jonassen	WWU
Wendy Malich	WWU
Rhonda James	UI
Esme Jensen	LC

10,000 METER RUN (21)

Patsy Sharples	UI	35:14
Kristy Purdy	PLU	37:12.8
Sonia Blackstock	UI	XXXXXXXX 36:40.5
Cynthia Crow	BSU	37:47.7
Angela French	UPS	37:59.3
Dianne Johnson	PLU	38:37.6
Kelly Warren	UI	XXXXXXXX 38:33.2
Lynne Baudin	WWU	40:40
Dianne Goodreau	SOSC	40:43
Cindy Partridge-Fry	UI	42:54
Beth Rupperecht	BSU	44:19.4
Pam Schafer	NMC	NT
Lisa Slocum	GFC	NT
Elizabeth Cole	Linfield	NT
Gerianne Hall	Linfield	NT
Becky Lathrop	WWU	NT
Jeanna Nuxoll	UI	NT
Robin McMicken	UI	NT
Carol Lewis	Whitw.	NT
Susan Jeffries	Whitw.	NT
Elizabeth Van Dijk	SOSC	NT

4 x 800 METER RELAY (10)

Idaho		9:04.2
Western Washington	XXXXXXXX	9:23.19
Portland	XXXXXXXX	9:33.29
Pacific Lutheran		9:43
Eastern Washington	XXXXXXXX	10:09.0
Puget Sound		10:22.5
Boise State	NT	
Central Washington	NT	
Linfield College	NT	
Southern Oregon	NT	11:45.07

3000 METER RUN (35)

Patsy Sharples	UI	9:33.9	
Kathy Kenworthy	BSU	9:58.49	
Ronda Burnett	EOSC	10:07.4	
Jody Aronson	BSU	10:14.87	
Jenny Ord	UI	10:19.8	
Kristy Purdy	PLU	XXXXXX 10:12.6	
Cynthia Crow	BSU	10:22.88	
Laura Myers	CWU	10:26.6	
Dianne Johnson	PLU	10:31.5	
Sonia Blackstock	UI	10:31.2	
Angela French	UPS	10:35.8	
Carol Christensen	CWU	10:37.2	
Debbie Tri	PLU	XXXXX 10:24.1	
Penny Messenger	UI	10:40.3	
Carol Lewis	Whitworth	10:44.4	
Bridget Cooke	OCE	10:46.8	C
Kitty Teller	CWU	10:48	C
Cherry Gardner	BSU	10:54.7e	C
Judy Smith	BSU	11:01e	C
Shawna Lakin	PLU	11:02.3	C
Kathy O'Connell	UP	11:03	C
Elizabeth Cole	Linfield	11:35.1	C
Leslie Hanna	WWU	NT	C
Becky Lathrop	WWU	NT	C
Karen Newman	WWU	NT	C
Liz Street	SFU	NT	C
Hannele Jantti	SFU	NT	C
Liz Davies	SFU	NT	C
Dawn Cantwell	SFU	NT	C
Cheryl McCargar	SFU	NT	C
Robin McMicken	UI	NT	C
LeeAnn Roloff	UI	NT	C
Sheryl Piper	EWU	NT	C
Jill Cuthbert	Whitman	NT	C
Kristy Sherman	Whitman	NT	C

LONG JUMP (27)

Laurie Flagg	Whitworth	18 - 5 1/2	
Kristy Curley	EWU	18 - 2	
Antonette Blythe	NNC	17 - 11 1/2	
Marlene Dean	UPS	17 - 4	
Cynthia Shepherd	OCE	17 - 3 1/2	
Alice Pleasant	CWU	17 - 2	
Kelly Varney	Whitman	17 - 1/2	
Wendy Malich	WVU	17 - 0	C
Jacque Williams	GFC	16 - 11 3/4	C 17-0
Rosie Simpson	WVU	16 - 10	C
Wendy Schwarz	BSU	16 - 9 3/4	C
Susi Chaffee	PU	XXXXXXXX 17-3 1/2	C
Kristy Dees	WVU	16 - 6	C
Brenda Rom	PLU	16 - 5 3/4	C
Wendy Lewis	RMC	16 - 5 1/2	C
Carla Randall	WVU	16 - 4 1/2	C
Cathy Krug	EMC	16 - 4	C
Diane Dodds	BSU	16 - 1	C
Cindy Allen	RMC	15 - 11 1/2	C
Cynthia Adams	BSU	15 - 2 3/4	C
Joan Keller	RMC	14 - 4	C
Tambra LaPlante	RMC	14 - 4	C
Silvia Swiger	RMC	14 - 4	C
Joan Gould	NMC	NM	C
Robyn Munn	SFU	NM	C
Mary Crevelt	BSU	NM	C
Sandy Schaffer	UI	NM	C

SHOT PUT (21)

Jacqueline Degel	RMC	XXXXXXXXXX 42-10 1/2	
Karen Gurske	GFC	42 - 2 1/2	
Jill Palmquist	CWU	XXXXXXXX 42-0	
Lisa Smith	EWU	39 - 10	
Ann Davis	Willamette	39 - 9 1/2	
Andrea Heilman	PU	39 - 1	
Nicki Luper	UI	38 - 5	
Carla Damiano	BSU	38 - 3	
Sandra Vernon	RMC	XXXXXX 38-5	
Joy Czmowski	SOSC	38 - 3/4	C
Barb Crocker	LC	37 - 0	C
Diana McAnulty	BSU	36 - 5 1/2	C
Sandra Barboza	Linfield	36 - 5	C
Sheryl Ward	OCE	36 - 5	C
Eivira Skurdal	RMC	35 - 11	C
Lori Kessel	EMC	35 - 6	C
Lynette Phillips	GFC	34 - 11	C
Karen Heffernan	WVU	33 - 0	C
Amy Wertz	BSU	32 - 3	C
Jana Clouse	WVU	30 - 0	C
Karen Jackson	NNC	NM	C

JAVELIN (24)

Lorna Raabe	CWU	145- 8 1/2	
Joan Williamson	WU	141 - 1	
Jodi Siddall	OCE	131 - 1	
Cathy Winterbotham	SOSC	129 - 5	
Shannon Joseph	SOSC	128 - 11	
Heide Apedaile	EMC	128 - 0	
Vicki Utley	UP	125 - 2	
Ann Davis	Willamette	124 - 9	
Laurie Buskala	CWU	123 - 3 1/2	
Diane Fox	Linfield	122 - 6	
Jackie Martin	RMC	120 - 4	
Patti Jo Rue	EMC	115 - 0	C
Tawny Worm	RMC	112 - 0	C
Elvira Skurdal	RMC	112 - 0	C
Kathy Peterson	NNC	108 - 5	C
Lynette Phillips	GFC	108 - 0	C
Patti Foltz	RMC	108 - 0	C
Karen Gurske	GFC	106 - 0	C
Carla Damiano	BSU	103 - 11 1/4	C
Karen Jackson	NMC	NMC 127-9 1/2	C
Tracy Anderson	NMC	NM	C
Michele McCandless	SFU	NM	C
Brenda Alienbaugh	CWU	NM	C
Jeannie McCarthy	EWU	NM	C

DISCUS (19)

Jacqueline Degel	RMC	141 - 3	
Diana McAnulty	BSU	134 - 10	
Andrea Heilman	PU	132 - 1	
Peggy Marshall	Whitworth	129-4 129-4	
Lori Kessel	EMC	126 - 4	
Ann Davis	Willamette	125 - 11	
Jill Palmquist	CWU	129-1 129-1	C
Joy Czoski	SOSC	123 - 7	C
Nicki Luper	UI	120 - 6	C
Paula Better	CWU	120 - 0	C
Elvira Skurdal	RMC	118 - 0	C
Carla Damiano	BSU	124-0 124-0	C
Shannon Joseph	SOSC	115 - 9	C
Kellie Stockton	UI	115 - 2	C
Sandra Vernon	RMC	112 - 0	C
Amy Wertz	BSU	107 - 7 1/2	C
Karen Heffernan	WU	105 - 0	C
Jana Clouse	WU	105 - 0	C
Cynthia Stewart	BSU	NM	C

HIGH JUMP (21)

Kimberly Carroll	BSU	5 - 9	
Julie Fitzgerald	EOSC	5 - 6	
Laurie Lingel	Williamette	5 - 5	
Kristy Dees	WWU	5 - 4	
Cynthia Stewart	BSU	5 - 4	
Wendy Lewis	RMC	5 - 2	
Lynne Hogue	RMC	5 - 2	
Kristin Frantsen	PLU	5 - 2	
Marybeth King	UPS	5 - 2	
Dina von Hahn	WWU	5 - 2	
Rhonda James	UI	5 - 2	
Dana Fish	UI	5 - 2	
Cindy Winterbotham	SOSC	5 - 2	
Val Bishop	WWU	5 - 1	
Tally McLain	EOSC	5 - 0	
Cathy Weber	Whitworth	5 - 0	C
Kay Pettygrove	Linfield	4 - 11	C
Connie Taylor	NNC	4 - 10	C
Tambra LaPlante	RMC	4 - 10	C
Silvia Swiger	RMC	4 - 10	C
Tom Hamner	SFU	NM	C

4 x 100 METER RELAY (14)

Boise State	48.20
Eastern Washington	48.5
Simon Fraser	NMXX 48.91
Central Washington	49.5
George Fox	50.0
Eastern Oregon	50.1
Western Washington	50.4
Northwest Nazarene	50.8
Idaho	51.5
Pacific Lutheran	52.2
Linfield	52.3
Rocky Mountain	52.6
Oregon College	52.7
Southern Oregon	NT

1500 METER RUN (36)

Patsy Sharples	UI	4:31.6	
Jody Aronson	BSU	XXXXXX 4:32.9	
Kathy Kenworthy	BSU BSU	XXXXXX 4:33.02	
Suzanne Tovrea	Linfield	4:43	
LeeAnn Roloff	UI	4:43.8	
Laura Myers	CWU	4:44.5	
Helen Waterhouse	UI	4:44.5	
Jane Abbott	WWU	4:48	
Debbie Tri	PLU	4:48.2	
Anne Jenck	UP	4:48.7	
Ronda Burnett	EOSC	4:48.9	
Denise Freeman	EWU	4:50	
Jenny Ord	UI	4:51	
Kathleen Parnell	UPS	4:51.4	
Kristy Purdy	PLU	4:55	C
Robin McMicken	UI	4:56.4	C
Dana Betsch	Whitworth	4:57.2	C
Carol Christensen	CWU	4:58	C
Melanie Langdon	PLU	4:58.3	C
Kitty Teller	CWU	4:59	C
Judy Smith	BSU	5:01	C
Kathy Curran	WWU	5:06	
Cathy Goolsby	WWU	5:06	
Annette Swanson	Whitworth	5:11	C
Clara Oswalt	Whitworth	5:15	C
Peg Havlovick	EMC	5:31	
Michelle Kelley	RMC	5:52.6	C
Liz Street	SFU	NT	C
Hannele Jantti	SFU	NT	C
Cathy Flannery	SFU	NT	C
Lisa Stocum	GFC	NT	C
Randa Allen	UI	NT	C
Sue Barnes	EWU	NT	C
Sheryl Piper	EWU	NT	C
Jill Cuthbert	Whitman	NT	C
Kristy Sherman	Whitman	NT	C

100 METER HURDLES (24)

Kristy Curley	ENU	14.8	
Marianne Ball	SFU	14.9	
Colleen Williams	UI	15.0	
Rhonda Day	SOSC	15.3	
Mary Crevelt	BSU	15.34	
Tami Read	SOSC	15.4	
Heather Jahr	PLU	15.53	
Chris Grant	ENU	15.6	
Karen Maxwell	GFC	XXXX	15.5
Donna Davidson	WWU	15.7	
Jacque Williams	GFC	XXXX	15.6
LeeAnn Holliman	UP	15.9	
Rhonda James	UI	XXXX	15.7
Wendy Malich	WWU	XXXX	15.6
Teri Meece	BSU	16.03e	
Lynne Hogue	RMC	16.2	
Deborah Ocken	WWU	16.8	
Michelle McArthur	LC	16.8	C
Lois Thomas	GFC	17.0	C
Sandra Burns	GFC	17.4	C
Joanne Perrine	EMC	17.5	C
Cynthia Stewart	BSU	18.04	C
Debbie Slevin	NMC	NT	C
Deanna Stohl	Whitworth	NT	C

400 METER DASH (40)

Darla Hasselquist	BSU	56.69e	
Allison Falkenberg	UI	56.99 56.52	
Kim Ward	UI	57.9	
Bethany Ryals	WVU	58.4	
Karma Osburn	BSU	58.52e	
Karen Osburn	BSU	59.4	
Sheri McCormick	CWU	59.7	C
Carla Randall	WVU	59.8	C
Dawn Graham	WVU	60.0	C
Evelyn Boettger	UI	60.0	C
Janis Swanson	WVU	60.3	C
Diane Dodds	BSU	60.41e	C
Laurie Flagg	Whitworth	60.6	C
Michelle Wentzel	Linfield	60.7	C
Ann Damfano	BSU	60.74e	C
Denise Steele	CWU	61.2	C
Tally McLain	EOSC	61.2	
Susan Kemble	UP	61.3	C
Mindy Glazebrook	Linfield	62.1	C
Donna Curry	PLU	62.2	C
Lori Johanson	PLU	62.5	C
Krista Dong	PLU	62.5	C
Rosie Simpson	WVU	62.7	C
Cindy Turner	Whitworth	63.0	C
Stephanni Hoza	UPS	63.1	C
LeAnna Raike	RMC	63.4	C
Julie Shultz	CWU	65.0	C
Michelle Kelley	RMC	69.0	C
Silvia Swiger	RMC	71.9	C
Corinna Lee	SFU		C
Jasmine Gill	SFU		C
Liz Street	SFU		C
Susan Pare	SFU		C
Joan Keller	RMC		C
Christi Mixson	PLU		C
Monica Johnson	PLU		C
Helen Waterhouse	UI		C
Dena Sale	EWU		C
Deanna Clemmons	EWU		C
Sheila Hall	EWU		C

100 METER DASH (36)

Jackie Jackson	GFC	12.05		
Marlene Dean	UPS	12.1		
Karen Osburn	BSU	12.18		
Julie Fitzgerald	EOSC	12.2		
Allison Falkenberg	UI	12.2		
Susan Storck	EOSC	12.4		
Antonette Blythe	NMC	12.42		
Laurie Brock	EWU	12.5		
Sheri McCormick	CWU	12.5		
Valerie Dworak	BSU	12.64e		
Jacque Davis	GFC	12.8	12.6	C
Kay Archer	WWU	12.8		C
Susan Greenwald	EOSC	12.9		
Alice Pleasant	CWU	12.9		C
Jacque Williams	GFC	12.9		C
Lauri Dominoski	WWU	13.0		C
Margaret Carlson	WWU	13.0		C
Shari Potter	CWU	13.0		C
Donna Curry	PLU	13.0		C
Kelly Menzel	EMC	13.2		C
Karine Allan	Whitworth	13.2		C
Cindy Allen	RMC	13.2		C
Connie Wishart	Linfield	13.3		C
Joan Keller	RMC	13.5		C
Jackie Martin	RMC	13.7		C
Kathy Green	RMC	14.0		C
Deanna Stohl	Whitworth	14.1		C
Marianne Ball	SFU	NT		C
Jasmine Gill	SFU	NT		C
Corinna Lee	SFU	NT		C
Robyn Munn	SFU	NT		C
Debbie Slevin	NMC	NT		C
Lori Pizzini	NMC	NT		C
Connie Taylor	BSU	NT		C
Lori Pickard	Whitworth	NT		C
Teri Marrazzo	EWU	NT		C

800 METER RUN (58)

Jody Aronson	BSU	2:13.64	
Helen Waterhouse	UI	2:14.02	
LeeAnn Roloff	UI	2:15.9	
Janis Swanson	WWU	2:16.1	
Carla Randall	WWU	2:18.2	
Jackie Miller	LC	2:18.3e	
Linda Robinson	Willamette	2:19.4	
Sheryl Tuttle	SOSC	2:19.5	
Myra Klettke	EWU	2:19.6	
Cathy Nash	Willamette	2:20.2	
Cheryl Petrovich	WWU	2:20.4	
Krista Dong	PLU	2:20.7	
Ronda Burnett	EOSC	2:20.9	
Darla Hasselquist	BSU	2:20.96	
Liv Jonassen	WWU	2:21	
Diane Dodds	BSU	2:21.09	
Kim Ward	UI	2:21.2	
Terresa Lee	UP	2:21.6	
Laura Myers	CWU	2:21.8	
Crystal Rose	SOSC	2:22	c
Cindy Henry	UPS	2:22.3	c
Kathleen Parnell	UPS	2:22.9	c
Anne Jenck	UP	2:22.9	c
Debbie Tri	PLU	2:23.2	c
Carolyn Valez	UP	2:23.2	c
Carol Christensen	CWU	2:24.0	c
Nora Thompson	GFC	2:24.1	e
Monica Johnson	PLU	2:24.3	c
Kitty Teller	CWU	2:24.8	c
Judy Smith	BSU	2:25.12e	c
Melanie Langdon	PLU	2:25.9	c
Lori Kelly	UPS	2:26.0	c
Laurene Smith	UP	2:26.3	c
Kerry Burrell	EMC	2:27.0	c
Janet Van Fleet	UP	2:28.0	c
Michelle Mentzel	Linfield	2:28.8	c
Dawna Bell	CWU	2:30.0	c
Carol Strickland	WWU	2:30.0	c
Annette Swanson	Whitworth	2:30.0	c 2:28.5
Lisa Lewis	BSU	2:32.0	c
Clara Oswalt	Whitworth	2:32.0	c
Stephanni Hoza	UPS	2:34.0	c
Michelle Kelley	RMC	2:51.5	c
Nadine Sneed	NMC	NT	c
Karen Rudd	SFU	NT	c
Liz Street	SFU	NT	c
Cathy Flannery	SFU	NT	c
Clare Leong	UPS	NT	c
Dawn Graham	WWU	NT	c 2:18.2
Bethany Ryals	WWU	NT	c
Jane Abbott	WWU	NT	c
Peg Havlovick	EMC	NT	c
Robin McMicken	UI	NT	c
Kelly Woods	UI	NT	c
Bobbi Annette	EWU	NT	c
Sue Barnes	EWU	NT	c
Denise Freeman	EWU	NT	c
Sue Colvin	EWU	NT	c

400 METER HURDLES (28)

Colleen Williams	UI	61.66	
Lisa Payne	UI	64.2	
Donna Davidson	WJU	64.4	
Diane Dodds	BSU	64.71 64.71	
Tami Read	SOSC	65.8	
Esme Jensen	LC	66.9 66.9	
Wendy Malich	WJU	66.9	
Mary Crevelt	BSU	68.2	
Maureen Freitag	NNC	68.9	
Karen Maxwell	GFC	67.0 67.0	
Deborah Ocken	WJU	69.6	c
Joanne Perrine	EMC	69.8	c
Nora Thompson	GFC	70.0	66.9
Lois Thomas	GFC	70.0	64.0
Teri Meece	BSU	70.47e	c
Michelle McArthur	LC	70.7	c
Brenda Allenbaugh	CWU	71.0	c
Sandra Burns	GFC	71.0	c
Lynne Hogue	RMC	71.2	c
Denise Macomber	OCE	72.3	c
Cindy Allen	RMC	80.0	c
Tambra LaPlante	RMC	NT	c
Heather Jahr	PLU	NT	c
Helen Waterhouse	UI	NT	c
Mary Goin	UI	NT	c
Deanna Stohl	Whitworth	NT	c
Sheila Hall	EWU	NT	c
Chris Grant	EWU	NT	c

200 METER DASH (38)

Allison Falkenberg	UI	24.9	
Jackie Jackson	GFC	25.0	
Valerie Dworak	BSU	25.61e	
Darla Hasselquist	BSU	25.72	
Karen Osburn	BSU	25.89e 25.14	
Marlene Dean	UPS	25.9	
Sheri McCormick	CWU	26.2	
Laurie Brock	EWU	26.2	
Donna Curry	PLU	26.3	
Jacque Davis	GFC	26.66	26.3
Julie Fitzgerald	EOSC	26.7	
Bethany Ryals	WJU	26.9	c
Laurie Dominoski	WJU	27.0	c
Kay Archer	WJU	27.0	c
Alice Pleasant	CWU	27.0	c
Jacque Williams	GFC	27.0	c
LeAnna Raike	RMC	27.2	c
Shari Potter	CWU	27.2	c
LeeAnn Holliman	UP	27.4	c
Margaret Carlson	WJU	27.4	c
Mindy Glazebrook	Linfield	27.5	c
Jan Downing	PLU	27.5	c
Kelly Wenzel	EMC	27.7	c
Joan Keller	RMC	27.9	c
Karine Allan	Whitworth	28.6	c
Denise Steele	CWU	29.0	c
Deanna Stohl	Whitworth	29.1	c
Cathy Weber	Whitworth	29.2	c
Debbie Slevin	RMC	NT	c
Marianne Ball	SFU	25.6 25.6	c
Jasmine Gill	SFU	NT	c
Corinna Lee	SFU	NT	c
Robyn Munn	SFU	NT	c
Cindy Allen	RMC	NT	c
Connie Taylor	BSU	NT	c
Christi Mixson	PLU	NT	c
Lori Pickard	Whitworth	NT	c
Teri Merrazzo	EWU	NT	c

5000 METER RUN (32)

Patsy Sharples	UI	XXXXX 16:29.9
Laura Myers	CWU	17:43.5
Kristy Purdy	PLU	XXXXX 17:33.8
Sonia Blackstock	UI	17:59.5
Christy Hendry	PU	18:00 c
Bridget Cooke	OCE	18:05
Ronda Burnett	EOSC	18:08.2
Dianne Johnson	PLU	18:08.6
Angela French	UPS	18:11.5
Cynthia Crow	BSU	18:13.9
Jenny Ord	UI	XXXXX 17:50
Suzanne Tovrea	Linfield	18:18.0
Becky Lathrop	WVU	18:46
Carol Christensen	CWU	18:46.3
Shawna Lakin	PLU	18:47.0
Cherry Gardner	BSU	18:48.88
Carol Lewis	Whitworth	18:51.1
Kathy O'Connell	UP	18:54.9
Kitty Teller	CWU	18:57.3
Peg Havlovick	EMC	20:11
Susan Jeffries	Whitworth	NT c
Jill Cuthbert	Whitman	NT c
Kristy Sherman	Whitman	NT c
Leslie Hanna	WVU	NT c
Penny Messenger	UI	NT c
Kelly Warren	UI	NT c
Jeanna Nuxoll	UI	NT c
Kathy Kenworthy	BSU	NT c
Dawn Cantwell	SFU	NT c
Liz Davies	SFU	NT c
Cheryl McCargar	SFU	NT c
Lisa Slocum	CFC	NT c

800 METER MEDLEY RELAY (13)

George Fox	1:53.3
Simon Fraser	1:54.4
Western Washington	1:54.5
Eastern Oregon	1:54.7
Puget Sound	1:56
Eastern Washington	XXXXX 1:56.5
Rocky Mountain	1:59.3
Linfield	2:05.8
Boise State	NT
Central Washington	NT
Pacific Lutheran	NT
Idaho	NT
Oregon College	NT

4 X 400 METER RELAY (12)

Idaho	3:53.1
Boise State	3:55.74e (y)
Western Washington	3:56.5
George Fox	4:06
Eastern Washington	4:06
Univ. of Portland	4:09.1
Central Washington	4:10
Pacific Lutheran	4:11
Northwest Nazarene	4:12.1
Linfield	4:18.0
Whitworth	4:24
Southern Oregon	NT

GEORGE FOX COLLEGE/LINFIELD/PACIFIC
 PACIFIC LUTHERAN/OREGON COLLEGE OF EDUCATION
 Newberg, Oregon
 April 18, 1981

EVENT	PLACE	SCHOOL	TIME/DIS	PTS	GFC	LIN	PAC	PLU	OCE
HIGH JUMP	1st Connie Vedack	Pac	4-10	6	4/4	0/0	6/6	0/0	0/0
	2nd Karen Maxwell	GFC	4-8	4					
SHOT	1st Karen Gurske	GFC	41'3"	6	7/11	2.5/	4/10	0/0	2.5/2
	2nd Andrea Heilman	Pac	39'1"	4		2.5			
	3rd Sheryl Ward	OCE	36'5"	2.5					
	3rd Sandra Barboza	Lin	36'5"	2.5					
	5th Lynette Phillips	GFC	34'5"	1					
400 RELAY	1st Davis, Maxwell Williams, Jackson	GFC	49:6	6	6/17	2/4½	0/10	3/3	4/6½
	2nd Oregon	OCE	52:7	4					
	3rd Pacific Luth	PLU	53:6	3					
	4th Linfield	Lin	53:7	2					
1500	1st Suzanne Tovea	Lin	4:46.8	6	0/17	6/	0/10	0/3	4/10½
	2nd Marie DeHart	OCE	5:04.3	4		10½			
JAVELIN	1st Jodi Siddall	OCE	131-1	6	7/24	3/	0/10	0/3	6/16½
	2nd Karen Gurske	GFC	106-5½	4		13½			
	3rd Lynette Phillips	GFC	102-2½	3					
	4th Sandra Barboza	Lin	85-1	2					
	5th Julie Churchill	Lin	83-7½	1					
100M HURDLES	1st Karen Maxwell	GFC	15:5'	6	12/	0/	0/10	3/6	0/16½
	2nd Jacquie Williams	GFC	15:6	4	36	13½			
	3rd Heather Jahr	PLU	16:2	3					
	4th Lois Thomas	GFC	17:2	2					
LONG JUMP	1st Cynthia Shepard	OCE	17'3½"	6	4/	0/	4/14	2/8	6/22½
	2nd Susie Chaffee	Pac	17'3/4"	4	40	13½			
	3rd Jacquie Williams	GFC	16'11½"	3					
	4th Brenda Row	PLU	16'3 3/4"	2					
	5th Karen Maxwell	GFC	15'5½"	1					

GEORGE FOX COLLEGE/Linfield/Pacific
 Pacific Lutheran/Oregon College of Education
 Newberg, Oregon
 April 18, 1981

EVENT	PLACE	SCHOOL	TIME/DIS	PTS	GFC	LIN	PAC	PLU	OCE	
100	1st	Donna Curry	PLU	62:2	6	0/40	4/	0/14	11/	1/23½
	2nd	Mindy Glazebrook	Lin	62:4	4		17½		19	
	3rd	Brenda Rom	PLU	64:0	3					
	4th	Jan Downing	PLU	65:0	2					
	5th	Denise Macomber	OCE	65:8	1					
200H	1st	Karen Maxwell	GFC	68:9	6	10/	0/	0/14	2/	3/26½
	2nd	Lois Thomas	GFC	70:3	4	50	17½		21	
	3rd	Denise Macomber	OCE	72:3	3					
	4th	Heather Jahr	PLU	73:1	2					
300	1st	Suzanne Tourea	Lin	2:25.3	6	0/	9/	0/14	6/	1/27½
	2nd	Debbie Tri	PLU	2:25.9	4	50	26½		21	
	3rd	Michelle Wautrel	Lin	2:28.8	3					
	4th	Cynthia Farrow	PLU	2:49.2	2					
	5th	Tammy Wilson	OCE	2:51.3	1					
400	1st	Jackie Jackson	GFC	12.2	6	12/	1/	3/	0/	0/27½
	2nd	Jacque Davis	GFC	12.6	4	62	27½	17	27	
	3rd	Lisa Martelon	Pac	13.0	3					
	4th	Jacque Williams	GFC	13.2	2					
	5th	Gonnie Wuchart	Lin	13.3	1					
500	1st	Jackie Jackson	GFC	25.3	6	10/	2/	0/	4/	0/27½
	2nd	Jacque Davis	GFC	25.8	4	72	29½	17	1	
	3rd	Donna Curry	PLU	27.5	3					
	4th	Mindy Glazebrook	Lin	27.5	2					
	5th	Jan Downing	PLU	27.7	1					
600	1st	Bridget Cooke	OCE	10:46.8	6	0/	0/	0/	7/	9/36½
	2nd	Debbie Tri	PLU	10:51.6	4	72	29½	17	38	
	3rd	Shawn Lakin	PLU	11:03.4	3					
	4th	Lynn Barry	OCE	11:55.2	2					
	5th	Kin Johnson	OCE	12:06.0	1					
700	1st	Lisa Slocum	GFC	20:43.4	6	6/	0/	0/	4/	0/36½
	2nd	Mary Branson	PLU	20:05.5	4	78	29½	17	42	

GEORGE FOX COLLEGE/Linfield/Pacific
 Pacific Lutheran/Oregon College of Education
 Newberg, Oregon
 April 13, 1981

EVENT	PLACE	SCHOOL	TIME/DIS	PTS	GFC	LYN	PAC	PLU	OCE	
DISCUS	1st	Andy Heilman	Pac	129- $\frac{1}{2}$	6	6/84	0/	6/	0/	4/40 $\frac{1}{2}$
	2nd	Karen Gorska	GFC	109-10 $\frac{1}{4}$	4		29 $\frac{1}{2}$	23	42	
	3rd	Theresa Heilers	OCE	98-5	3					
	4th	Rachel Hampton	GFC	98-1	2					
	5th	Sheryl Ward	OCE	86-10	1					
1600 RELAY	1st		GFC	4:09.0	6	6/	4/	0/	3/	2/42 $\frac{1}{2}$
	2nd		LYN	4:20.0	4	90	33 $\frac{1}{2}$	23	45	
	3rd		PLU	4:27.7	3					
	4th		OCE	4:40.4	2					

WCIC TRACK & FIELD CHAMPIONSHIPS
Linfield College
April 24, 1981

EVENT	PLACE	SCHOOL	TIME/DIS	PTS	GFC	L&C	L	PLU	PU	WU	
3000	1st	Kristi Purdy	PLU	10:12.6	10	0/0	2/2	0/0	28/28	0/0	1/1
	2nd	Debbie Tri	PLU	10:24.1	8						
	3rd	Diane Johnson	PLU	10:43.1	6						
	4th	Shawna Lakin	PLU	10:44.0	4						
	5th	Jackie Miller	L&C	10:49.8	2						
	6th	Christi Colburn	WU	10:56.6	1						
New Record, Old Record 10:52.8 by Christi Colburn, WU 1980											
Discus	1st	Andrea Heilman	PU	132-1	10	6	0	1	2	10	12
	2nd	Ann Davis	WU	124-10	8						
	3rd	Karen Gurske	GFC	111-11	6	6	2	1	30	10	13
	4th	Theresa Church	WU	107-4	4						
	5th	Dawn Kvernenes	PLU	98-8	2						
	6th	Sandra Barboza	L	97-9 97-7	1						
Long Jump	1st	Jacque Williams	GFC	17-0	10	10	0	0	6	8	2
	2nd	Susie Chaffee	PU	16-8 1/4	8	4					1
	3rd	Brenda Rom	PLU	16-0	6	20	2	1	36	18	16
	4th	Karen Maxwell	GFC	14-11 1/2	4						
	5th	Laurie Eider	W	14-10 1/2	2						
	6th	Cindy Aiona	W	12-8	1						
X 110 Relay	1st	(Davis, Maxwell Williams, Jackson)	GFC	50.0	10	10	0	4	8	0	6
	2nd	(Curry, Rom Johanson, Mixson)	PLU	51.3	8	30	2	5	74	0	22
	3rd	(Sweo, Pollard Rue, Warren)	W	51.7	6						
	4th	(Wishart, Wentzel Henderson, Glazebrook)	L	52.3	4						
500	1st	Suzanne Tovrea	L	4:43.9	10	10	0	10	8	0	6
	2nd	Debbie Tri	PLU	4:51.8	8				4		2
	3rd	Christi Colburn	W	5:05.9	6						1
	4th	Melanie Langdon	PLU	5:09.6	4						
	5th	Tabitha Lind	W	5:09.7	2	30	2	15	56	0	31
	6th	Debbie Jensen	w	5:15.6	1						
New Record, Old Record 4:52.2 by Denise Stohl, L 1980											

WCIC TRACK & FIELD CHAMPIONSHIPS
Linfield College
April 24, 1981

EVENT	PLACE	SCHOOL	TIME/DIS	PTS	GFC	L&C	L	PLU	PU	W		
400	1.	Donna Curry	PLU	60.5	10	0 — 30	0 — 2	8 6 — 29	10 9 1 — 71	0 — 0	2 — 33	
	2.	Michelle Wentzel	L	61.3	8							
	3.	Mindy Glazebrook	L	61.6	6							
	4.	Lori Johanson	PLU	62.1	4							
	5.	Janis Rue	W	63.1	2							
	6.	Brenda Rom	PLU	63.6	1							
100M Hurdles												
	1.	Karen Maxwell	GFC	15.5	10	10 8 2 — 20 — 50	4 — — — — 6	6 — — — — —	— — — — — —	— — — — — —	1 — — — — —	
	2.	Jacque Williams	GFC	16.0	8							
	3.	Heather Jahr	PLU	16.1	6							
	4.	Michelle McArthur	L&C	16.8	4							
	5.	Saundra Burns	GFC	17.1	2							
	6.	Laurie Eider	W	19.3	1							
Tied Record Karen Maxwell 15.5 1980												
							29	76	0	33		
100	1.	Jackie Jackson	GFC	12.5	10	10 18 1 — 19	0 — — — —	0 — — — —	0 — — — —	4 — — — —	6 2 — — —	
	2.	Jacque Davis	GFC	12.8	8							
	3.	Lisa Sweo	W	13.4	6							
	4.	Susie Chaffee	PU	13.4	4							
	5.	Vangie Warren	W	13.5	2							
	6.	Jacque Williams	GFC	13.5	1							
Tied Old Record 12.5 - Joyce Yates GFC 1979												
							69	6	29	76	4	33
800	1.	Jackie Miller	L&C	2:18.3	10	0 — — — — — —	10 — — — — —	0 — — — — —	6 4 2 — 12	0 — — — — —	8 1 — — — — 9	
	2.	Linda Robinson	W	2:19.4	8							
	3.	Monica Johnson	PLU	2:20.6	6							
	4.	Debbie Tri	PLU	2:20.7	4							
	5.	Krista Dong	PLU	2:20.7	2							
	6.	Cathy Naxh	W	2:23.4	1							
	7.	NORA Thompson		2:23.5								
New Record, Old Record 2:24.5 Eileen McDougal GFC 1979												
							69	10	29	88	4	42
High Jump	1.	Laurie Lingel	W	5-2	10	0 — — — —	8 — — — —	4 — — — —	6 — — — —	1½ — — — —	10 1½ — — — — 11½	
	2.	Fsme Jensen	L&C	5-1	8							
	3.	Kristen Frantsen	PLU	5-0	6							
	4.	Kay Pettygrove	L	4-11	4							
	5.	Connie Vedach	PU	4-10	1½							
Tie	5.	Kim Trinidad	W	4-10	1½							
							69	18	33	94	5½	53½

WCIC TRACK & FIELD CHAMPIONSHIPS
Linfield College
April 24, 1981

EVENT	PLACE	SCHOOL	TIME/DIS	PTS	GFC	L&C	L	PLU	PU	W	
400m Hurdles											
	1.	Esme Jensen	L&C	66.9	10	$\frac{8}{8}$	$\frac{10}{9}$	$\frac{6}{6}$		$\frac{2}{2}$	
	2.	Karen Maxwell	GFC	67.0	8	$\frac{8}{8}$	$\frac{9}{14}$	$\frac{6}{6}$			
	3.	Heather Jahr	PLU	72.6	6						
	4/	Michelle McArthur	L&C	72.7	4						
	5.	Laurie Eader	W	75.2	2	77	32	33	100	5½ 55½	
200											
	1.	Jackie Jackson	GFC	25.3	10	$\frac{10}{8}$	0	0	6	$\frac{4}{2}$	
	2.	Jacque Davis	GFC	26.7	8					$\frac{2}{6}$	
	3.	Donna Curry	PLU	27.2	6	$\frac{1}{19}$					
	4.	Vangie Warren	W	27.3	4						
	5.	Lisa Sweo	W	27.6	2						
	6.	Jacque Williams	GFC	27.8	1						
	New Record, Old Record 25.7 Shavon Davis				GFC	1980	96	32	33	106	5½ 61½
Javelin											
	1.	Ann Davis	W	124-9	10	$\frac{4}{2}$	6	8	0	0	$\frac{10}{1}$
	2.	Diane Fox	L	114-11	8						
	3.	Esme Jensen	L&C	113-8	6	6	6	8			11
	4.	Lynette Phillips	GFC	103-4	4						
	5.	Karen Gurske	GFC	102-2½	2						
	6.	Theresa Church	W	101-5	1						
						102	38	41	106	5½ 72½	
5000											
	1.	Kristi Purdy	PLU	17:33.8	10	$\frac{1}{1}$	0	6	$\frac{10}{8}$	4	0
	2.	Diane Johnson	PLU	18:11.7	8				$\frac{8}{4}$		
	3.	Suzanne Tovrea	L	18:18.0	6						
	4.	Shawna Lakin	PLU	18:43.6	4						
	5.	Christy Hendry	PU	19:04.9	2						
	6/	Lisa Slocum	GFC	19:46.2	1						
						103	38	47	128	9½ 72½	
* Record											
4 X 440											
	1.	(Thompson, Williams Maxwell, Jackson)	GFC	4:07.2	10	10	0	4	8	0	6
	2.	(Curry, Rom, M. Johnson, Johansen)	PLU	4:12.7	8						
	3.	(Sweo, Reinsch Robinson, Rue)	W	4:14.9	6						
	4.	(Wentzel, Henderson Wishart, Glazebrook)	L	4:28.1	4	113	38	51	136	9½	78½
	New Record, Old Record 4:07.4				GFC	(Burns, Williams, Dennis, Maxwell)	1980				

WCIC TRACK & FIELD CHAMPIONSHIPS
Linfield College
April 24, 1981

EVENT	PLACE	SCHOOL	TIME/DIS	PTS	GFC	L&C	L	PLU	PU	W	
Shot	1.	Karen Gurske	GFC	41-10	10	10	9	2	0	8	6
	2.	Andrea Heilman	PU	36-1	8	—	—	—	—	—	1
	3.	Ann Davis	W	37-10	6						7
	4.	Barb Crocker	L&C	36-2	4						
	5.	Sandra Barboza	L	34-11	2						
	6.	Theresa Church	W	33-8½	1						
P					123	42	51	136	17½	85½	

Team Scores

PLU - 136

GFC - 123

WU - 85½

Lin - 51

L&C - 42

P.U - 17½

27th ANNUAL
DISTRICT 2
TRACK & FIELD
CHAMPIONSHIPS



George Fox College
Newberg, Oregon

MAY 8-9, 1981

Official Program 50¢

EASTERN OREGON STATE

Coach: Gary Feasel

- 1 Tom Baumgartner
- 2 Doug Beers
- 3 John Burke
- 4 Steve Butterfield
- 5 Lewis Byrd
- 6 Fred Clair
- 7 Mike Clayton
- 8 Bob Feasel
- 9 Jesse Gloria
- 10 John Kerfoot
- 11 Greg Lee
- 12 Kevin McCadden
- 13 Andrew Pierson
- 14 Mike Pina
- 15 Guy Price
- 16 Jake Schas
- 17 Tom Schumann
- 18 Jeff Simon
- 19 Tom Snook
- 20 Don Stearns
- 21 Jim Terry
- 22 Rick Ward
- 23 Ryan Wardell

GEORGE FOX

Coach: Rich Allen

- 24 Brian Barkdull
- 25 Scott Celley
- 26 Steve Curtis
- 27 David Driesner
- 28 Mark Driesner
- 29 Rick Frisk
- 30 Brent Heydel
- 31 Steve Huisenga
- 32 Owen James
- 33 Roger Miller
- 34 Wendell Otto
- 35 Keith Pearson
- 36 Mark Reynolds
- 37 Ted Sherman
- 38 Tim Sherman
- 39 Duane Smiley
- 40 Nolan Smith
- 41 Tom VanWinkle
- 42 Dave Wilkinson

LEWIS & CLARK

Coach: Dr. Eldon Fix

- 43 Brent Carbajal
- 44 Jim Corr
- 45 Dennis Earnshaw
- 46 Kerry Fagerberg
- 47 Chris Friday
- 48 Mark Gary
- 49 Marc Gianneschi
- 50 Jack Giles
- 51 Charlie Hart
- 52 Jon Hensley
- 53 Bob Hopkins
- 54 Brad Jacobs
- 55 Bob Jones
- 56 Todd Lovell
- 57 Tom Nist
- 58 Terry Outcalt
- 59 Dave Pullin
- 60 Lateef Raheem
- 61 Rich Recker
- 62 Brock Roberts
- 63 John Robertson
- 64 Rich Sears
- 65 Vic Sears
- 66 Sam Shick
- 67 Steve Taylor
- 68 Joe Uyehara
- 69 Chris Wood

LINFIELD

Coach: George Oja

- 70 John Adkins
- 71 Mark Ayers
- 72 Kent Bostick
- 73 Mark Brown
- 74 Greg Caster
- 75 Mike Dotson
- 76 Randy Drake
- 77 Joe Ellings
- 78 Dave Freunds Schuh
- 79 Glen Giovannetti
- 80 Curt Goetsch
- 81 Randy Hayes
- 82 Martin Jaqua
- 83 John Kraus
- 84 Jim Livermore
- 85 Jim Lloyd
- 86 Ron Miller
- 87 Andre Pruitt
- 88 Lynn Reed
- 89 Bob Richardson
- 90 Dennis Sharp
- 91 John Shaw
- 92 Kyle Tarpenning
- 93 Kent Toomb

NORTHWEST NAZARENE

Coach: Paul Taylor

- 94 Gary Diffie
- 95 Louis Fayant
- 96 Roger Houser
- 97 Shane Miller
- 98 Sulayman Njie
- 99 Ken Parker
- 100 Tom Rowan
- 101 Dave Smith
- 102 Dave Saranto
- 103 Alan Tegethoff
- 104 Sherman Wafer
- 105 Darryl Weber
- 106 Darryl Winston
- 107 Ray Wolverton

PACIFIC

Coach: Mark Cleary

- 108 Dave Beemer
- 109 Vance Brown
- 110 Dan Grubb
- 111 Kent Kennedy
- 112 Andrew Kirkland
- 113 Jon Smit
- 114 Tom Williams

SOUTHERN OREGON STATE

Coach: Mike Davey

- 115 Sam Benson
- 116 Paul Brown
- 117 Robert Conradt
- 118 Morgan Cottle
- 119 Joe Cramer
- 120 Dan Cripps
- 121 Kelly Davis
- 122 Mike Davis
- 123 Kevin Dixon
- 124 Joe Flowers
- 125 Greg Grant
- 126 Terry Hendrix
- 127 Brian Hickey
- 128 Charles Hildreth
- 129 Doug McClure
- 130 Marvin Mercer
- 131 Darriel Miller
- 132 Gary Orndoff
- 133 Bill Pewen
- 134 Scott Riggs
- 135 Paul Smith
- 136 Pat Stine
- 137 Jim Tipler
- 138 Martin Turner
- 139 Ken White
- 140 Wade Yates

WESTERN OREGON STATE

Coach: Lou DeLoretto

141 Dan Blaufus
142 Bob Boyd
143 Leonard Branson
144 John Brock
145 Kevin Brophy
146 Jim Dutoit
147 John Elver
148 Jon Goodman
149 Kip Johnson
150 Roland Johnson
151 Mark Kelly
152 Frank Knight
153 Kevin Leader
154 Bob Quiring
155 Larry Schaffer
156 Cas Schrunk
157 Tim Sullivan
158 Mark Walker

WILLAMETTE UNIVERSITY

Coach: Dr. Charles Bowles

159 Don Backman
160 Brian Bean
161 Eric Brown
162 John Davenport
163 Mark Dervedde
164 David Fleming
165 Jon Gabriel
166 Todd Georgan
167 Richard Groenendaal
168 Andre Hajnal
169 Greg Hansen
170 Don Hicks
171 Mark Holmlund
172 David Johnson
173 James Kassebaum
174 Mike Kuehner
175 Mark Lipke
176 Kevin O'Connor
177 Thomas Ofori-Ansah
178 Matt Overholt
179 Don Pedersen
180 Bill Sherrod
181 Pat Williams

1. DISCUS

FRIDAY 1:30

National Record: 198-5 Frank Gross, Adams State, Colo. 1978

District Record: 170-11 Harland Yriarte, SOSC 1969

1980 Winner: 165-0 Charlie Keeran, GFC

82	Martin Jaqua	L	158-4	68	Joe Uyebara	L&C	137-0
159	Don Backman	WU	150-3	31	Steve Huisenga	GFC	133-8
75	Mike Dotson	L	146-7	115	Sam Benson	SOSC	133-0
18	Jeff Simon	EOSC	145-0	26	Steve Curtis	GFC	131-8
58	Terry Outcalt	L&C	144-5	71	Mark Ayers	L	131-7
4	Steve Butterfield	EOSC	140-2	33	Roger Miller	GFC	131-4
116	Paul Brown	SOSC	138-7	166	Todd Georgan	WU	129-8
144	John Brock	WOSC	138-5	47	Chris Friday	L&C	128-7

2. LONG JUMP

FRIDAY 1:30

National Record: 26-6½ Joshua Owusa, Angelo State, Tex. 1974

District Record: 23-11½ Karl Koenig, OCE 1978

1980 Winner: 22-9½ Greg Hansen, WU

169	Greg Hansen	WU	23-9	80	Curt Goetsch	L	21-4
154	Bob Quiring	WOSC	22-9 3/4	129	Doug McClure	SOSC	21-3½
175	Mark Lipke	WU	22-4½	162	John Davenport	WU	21-2
177	Thomas Ofori-Ansah	WU	22-3	24	Brian Barkdull	GFC	21-1½
59	Dave Pullin	L&C	22-2 3/4	63	John Robertson	L&C	21-1½
91	John Shaw	L	22-2	13	Andy Pierson	EOSC	20-9
36	Mark Reynolds	GFC	22-½	107	Ray Wolverton	NNC	20-9
134	Scott Riggs	SOSC	21-7	93	Kent Toomb	L	20-8 3/4
156	Cas Schrunk	WOSC	21-5	7	Mike Clayton	EOSC	20-8½
				108	Dave Beemer	P	20-7

3. 10,000 METER RUN

FRIDAY 1:30

National Record: 29:46.4 Chuck Korte, Loras College, Iowa 1976

District Record: 30:53.2 Dave Molstad, GFC 1978

1980 Winner: 30:59.81 Don Stearns, EOSC

20	Don Stearns	EOSC	30:47.7	176	Kevin O'Connor	WU	33:08.4
67	Steve Taylor	L&C	30:59.0	128	Chuck Hildreth	SOSC	33:37.0
139	Ken White	SOSC	32:17.0	181	Pat Williams	WU	33:54.6
172	David Johnson	WU	32:37.0	39	Duane Smiley	GFC	37:30.5
55	Bob Jones	L&C	32:47.7	152	Frank Knight	WOSC	NT

4. 3,000 METER STEEPLECHASE

FRIDAY 3:45

National Record: 8:45.6 John Kebiro, Eastern New Mex. 1976

District Record: 8:53.9 Kelly Jensen, SOSC 1978

1980 Winner: 9:15.5 Joe Cramer, SOSC

119	Joe Cramer	SOSC	9:07.2	73	Mark Brown	L	9:39.9
57	Tom Nist	L&C	9:17.3	1	Tom Baumgartner	EOSC	9:44.9
61	Rich Recker	L&C	9:17.7	10	John Kerfoot	EOSC	10:14.0
171	Mark Holmlund	WU	9:21.7	39	Duane Smiley	GFC	10:31.0
34	Wendell Otto	GFC	9:23.5	25	Scott Celley	GFC	NT
62	Brock Roberts	L&C	9:27.7	35	Keith Pearson	GFC	NT
139	Ken White	SOSC	9:37.1	157	Tim Sullivan	WOSC	NT

5. HAMMER

SATURDAY 11:30

National Record: 200-11 Murry Keating, Simon Fraser, Can. 1973

District Record: 168-11 Scott Burkhardt, L&C 1975

1980 Winner: 156-11 Steve Curtis, GFC

26	Steve Curtis	GFC	159-0	18	Jeff Simon	EOSC	141-8
75	Mike Dotson	L	153-3	40	Nolan Smith	GFC	138-2
45	Dennis Earnshaw	L&C	149-9	31	Steve Huisenga	GFC	125-11
74	Greg Caster	L	148-0	47	Chris Friday	L&C	121-9
82	Martin Jaqua	L	145-11	71	Mark Ayers	L	120-1
				137	Jim Tipler	SOSC	144-0

6. 10,000 METER WALK

SATURDAY 12:20

National Record: 44:41.9 Jim Heiring, Wisconsin Parkside 1977

District Record: 48:35.5 Sam Shick, L&C 1979

1980 Winner: 49:25.8 Sam Shick, L&C

66	Sam Shick	L&C	45:57.2	39	Duane Smiley	GFC	NT
54	Brad Jacobs	L&C	53:36.6	42	Dave Wilkinson	GFC	NT
10	John Kerfoot	EOSC	53:37.3	125	Greg Grant	SOSC	NT
3	John Burke	EOSC	56:19.1	128	Chuck Hildreth	SOSC	NT
				51	Charlie Hart	L&C	NT

7. POLE VAULT

SATURDAY 12:30

National Record: 18-2 Billy Olson, Abilene Christian, Tex. 1980

District Record: 15-7 Dave McDonald, GFC 1969

1980 Winner: 14-6 Dave Saranto, NNC

153	Kevin Leader	WOSC	15-0	165	Jon Gabriel	WU	13-6
169	Greg Hansen	WU	14-8½	140	Wade Yates	SOSC	13-6
92	Kyle Tarpenning	L	14-0	59	David Pullin	L&C	13-0
115	Sam Benson	SOSC	14-0	30	Brent Heydel	GFC	13-0
102	Dave Saranto	NNC	14-0	53	Bob Hopkins	L&C	13-0
143	Leonard Branson	WOSC	13-6	111	Kent Kennedy	P	13-0
				37	Ted Sherman	GFC	12-6

8. JAVELIN

SATURDAY 1:00

National Record: 251-8 John Fromm, Pacific Lutheran, Wash. 1958

District Record: 249-6 Tony Grant, OIT 1972

1980 Winner: 230-2 Rob Casteel, L

56	Todd Lovell	L&C	230-6	132	Gary Orndoff	SOSC	189-4
116	Paul Brown	SOSC	203-5	44	Jim Corr	L&C	180-1
178	Matt Overholt	W	199-4	7	Mike Clayton	EOSC	179-2
68	Joe Uyehara	L&C	197-7	147	John Elver	WOSC	179-0
81	Randy Hayes	L	196-8	162	John Davenport	W	176-5
103	Alan Tegethoff	NNC	193-0	32	Owen James	GFC	160-7
				31	Steve Huisenga	GFC	154-10

9. SHOT PUT

SATURDAY 1:00

<i>National Record:</i>		63-1	Frank Gross, Adams State, Colo.	1978		
<i>District Record:</i>		56-5½	Ken Patera, PSU	1963		
<i>1980 Winner:</i>		50-3	Brian Bean, WU			
18	Jeff Simon	EOSC	52-5½	47	Chris Friday	L&C 46-7
160	Brian Bean	WU	51-4½	82	Martin Jaqua	L 46-7
159	Don Backman	WU	50-5	58	Terry Outcalt	L&C 46-5½
46	Kerry Fagerberg	L&C	49-1½	130	Marvin Mercer	SOSC 45-11
75	Mike Dotson	L	47-9	150	Roland Johnson	WOSC 41-9
166	Todd Goergan	WU	47-1	26	Steve Curtis	GFC 41-7½

10. HIGH JUMP

SATURDAY 1:00

<i>National Record:</i>		7-2	Bruce Beckel, Wisconsin Riverfalls	1980		
<i>District Record:</i>		6-10¼	Scott Wallace, WU	1980		
<i>1980 Winner:</i>		6-10¼	Scott Wallace, WU			
32	Owen James	GFC	6-8½	84	Jim Livermore	L 6-5
154	Bob Quiring	WOSC	6-8	174	Mike Kuehner	WU 6-4
59	David Pullin	L&C	6-6½	113	Jon Smit	P 6-4
165	Jon Gabriel	W	6-6	50	Jack Giles	L&C 6-3
105	Darryl Weber	NNC	6-6	162	John Davenport	WU 6-2½
134	Scott Riggs	SOSC	6-6	149	Kip Johnson	WOSC 6-2
19	Tom Snook	EOSC	6-6	13	Andy Pierson	EOSC 6-2
				24	Brian Barkdull	GFC 6-2

11. TRIPLE JUMP

SATURDAY 1:00

<i>National Record:</i>		53-0	Joshua Owusu, Angelo State, Tex.	1973		
<i>District Record:</i>		48-10¼	Randy Jones, P	1979		
<i>1980 Winner:</i>		48-1	Sherman Wafer, NNC			
91	John Shaw	L	48-2½	72	Kent Bostick	L 43-5
104	Sherman Wafer	NNC	47-¾	48	Mark Gary	L&C 42-11
59	David Pullin	L&C	46-8½	180	Bill Sherrod	WU 42-9
161	Eric Brown	WU	46-6 ¾	134	Scott Riggs	SOSC 42-5 ¾
93	Kent Toomb	L	44-7	158	Mark Walker	WOSC 42-0
177	Thomas Ofori-Ansah	WU	44-7	129	Doug McClure	SOSC 41-10
175	Mark Lipke	WU	44-4	108	Dave Beemer	P 40-6
40	Nolan Smith	GFC	44-½	34	Wendell Otto	GFC NM

12. 400 METER RELAY

SATURDAY 1:30

<i>National Record:</i>		39.5	North Carolina, Central	1972		
<i>District Record:</i>		41.5*	L. 1976, GFC	1978		
<i>1980 Winner:</i>		42.2*	L			
Northwest Nazarene		43.0	Eastern Oregon			43.4
Linfield		43.0	Southern Oregon			43.4
George Fox		43.1	Lewis & Clark			43.8
Willamette		43.1	Pacific			44.0
			Western Oregon			44.0

13. 1,500 METERS

SATURDAY 1:40

National Record: 3:44.80 Mike Boit, Eastern, New Mexico 1976
 District Record: 3:49.7* Steve Hills, NNC 1975
 1980 Winner: 3:51.4 Steve Stuart, GFC

34	Wendell Otto	GFC	3:51.0	176	Kevin O'Connor	WU	3:57.9
119	Joe Cramer	SOSC	3:54.5	73	Mark Brown	L	3:58.7
20	Don Stearns	EOSC	3:55.0	57	Tom Nist	L&C	3:59.2
164	David Fleming	WU	3:55.9	122	Mike Davis	SOSC	4:00.1
121	Kelly Davis	SOSC	3:56.2	35	Keith Pearson	GFC	4:01.9
167	Richard Groenendaal	WU	3:56.9	52	Jon Hensley	L&C	4:02.4
172	David Johnson	WU	3:57.1	101	Dave Smith	NNC	4:04.1
83	John Kraus	L	3:57.7	145	Kevin Brophy	WOSC	4:08.2
				25	Scott Celley	GFC	NT

14. 110 METER HIGH HURDLES

SATURDAY 1:50

National Record: 13.5 Rodney Milburn, Southern Baton Rouge, LA 1972
 District Record: 14.0 Rick Fergesen, L&C 1977
 1980 Winner: 14.6 Rick Fergesen, L&C

29	Rick Frisk	GFC	14.8	120	Dan Cripps	SOSC	15.4
36	Mark Reynolds	GFC	14.9	173	James Kassebaum	WU	15.5
149	Kip Johnson	WOSC	15.0	88	Lynn Reed	L	15.6
49	Marc Gianneschi	L&C	15.0	21	Jim Terry	EOSC	15.6
151	Mark Kelly	WOSC	15.1	19	Tim Snook	EOSC	15.8
59	David Pullin	L&C	15.4	179	Don Pedersen	WU	15.8
23	Ryan Wardell	EOSC	15.4	162	John Davenport	WU	15.9

15. 400 METERS

SATURDAY 2:00

National Record: 45.4 Fred Taylor, Texas Southern 1979
 District Record: 47.2* Carl Shaw, L 1976
 1980 Winner: 48.4 Monte Anders, GFC

169	Greg Hansen	WU	48.7	118	Morgan Cottle	SOSC	50.6
110	Dan Grubb	P	48.9	28	Mark Driesner	GFC	50.7
161	Eric Brown	WU	49.1	87	Andre Pruitt	L	50.9
76	Randy Drake	L	49.7	64	Rich Sears	L&C	51.1
41	Tom VanWinkle	GFC	49.9	65	Vic Sears	L&C	51.1
117	Bob Conratt	SOSC	49.9	170	Don Hicks	WU	51.4
59	David Pullin	L&C	50.4	146	Jim Dutoit	WOSC	53.5
				100	Tom Rowan	NNC	NT

16. 100 METERS

SATURDAY 2:10

National Record: 10.0 *Oliver Ford, South-Baton Rouge, LA 1968*
District Record: 10.4 *Gregg Griffin, GFC 1977*
1980 Winner: 10.6 *Dave Freunds Schuh, L*

78	Dave Freunds Schuh	L	10.8	5	Lewis Byrd	EOSC	11.1
126	Terry Hendrix	SOSC	10.9	169	Greg Hansen	WU	11.1
115	Sam Benson	SOSC	10.9	179	Don Pedersen	WU	11.1
156	Cas Schrunk	WOSC	11.0	38	Tim Sherman	GFC	11.1
149	Kip Johnson	WOSC	11.0	163	Mark Dervedde	WU	11.2
148	Jon Goodman	WOSC	11.0	43	Brent Carbajal	L&C	11.2
106	Darryl Winston	NNC	11.0	99	Ken Parker	NNC	11.2
134	Scott Riggs	SOSC	11.0	100	Tom Rowan	NNC	11.2
129	Doug McClure	SOSC	11.0	15	Guy Price	EOSC	11.2
36	Mark Reynolds	GFC	11.0	108	Dave Beemer	P	11.3
161	Eric Brown	WU	11.0	63	John Robertson	L&C	11.3
76	Randy Drake	L	11.0	98	Sulayman Njie	NNC	NT

17. 800 METERS

SATURDAY 2:20

National Record: 1:47.02 *Evans White, Prairie View, Tex. 1979*
District Record: 1:50.8* *Bruce Vogel, OCE 1972*
1980 Winner: 1:53.8 *Shane Miller, NNC*

34	Wendell Otto	GFC	1:53.5	121	Kelly Davis	SOSC	1:57.1
97	Shane Miller	NNC	1:54.6	73	Mark Brown	L	1:57.5
83	John Kraus	L	1:55.3	142	Bob Boyd	WOSC	1:57.8
35	Keith Pearson	GFC	1:55.3	114	Tom Williams	P	1:58.6
122	Mike Davis	SOSC	1:55.5	96	Roger Houser	NNC	1:58.7
52	Jon Hensley	L&C	1:55.8	168	Andre Hajnal	WU	1:58.9
172	David Johnson	WU	1:56.3	94	Gary Diffee	NNC	1:59.7
				69	Chris Wood	L&C	2:00.2

18. 400 METER INTERMEDIATE HURDLES

SATURDAY 2:30

National Record: 50:45 *Charles Whigham, Texas Southern 1976*
District Record: 52.1 *Tim Gilbert, NNC 1978*
1980 Winner: 53.0 *Tim Gilbert, NNC*

23	Ryan Wardell	EOSC	52.9	21	Jim Terry	EOSC	55.5
29	Rick Frisk	GFC	53.0	120	Dan Cripps	SOSC	56.0
161	Eric Brown	WU	53.2	179	Don Pedersen	WU	56.3
49	Marc Gianneschi	L&C	54.0	170	Don Hicks	WU	56.4
				151	Mark Kelly	WOSC	57.6

19. 200 METERS

SATURDAY 2:40

National Record: 20.0 Larry Black, N. Carolina Central 1972

District Record: 21.1 Mark Burt, P 1976

21.1* Keith Shriver, L 1969

1980 Winner: 21.8 Dave Freunds Schuh, L

78	Dave Freunds Schuh	L	21.7	112	Andrew Kirkland	P	22.7
76	Randy Drake	L	22.0	5	Lewis Byrd	EOSC	22.7
36	Mark Reynolds	GFC	22.2	149	Kip Johnson	WOSC	22.7
110	Dan Grubb	P	22.3	156	Cas Schrunk	WOSC	22.7
169	Greg Hansen	WU	22.3	134	Scott Riggs	SOSC	22.8
99	Ken Parker	NNC	22.3	163	Mark Dervedde	WU	22.8
98	Sulayman Njie	NNC	22.5	126	Terry Hendrix	SOSC	22.8
161	Eric Brown	WU	22.5	15	Guy Price	EOSC	22.8
106	Darryl Winston	NNC	22.5	38	Tim Sherman	GFC	22.9
43	Brent Carbajal	L&C	22.6	148	Jon Goodman	WOSC	22.9
100	Tom Rowan	NNC	22.6	87	Andre Pruitt	L	NT

20. 5,000 METERS

SATURDAY 2:50

National Record: 14:04.44 John Muthama, Bethel College, Kan. 1976

District Record: 14:22.4 Steve Blikstad, GFC 1979

1980 Winner: 14:24.6 Dave Fleming, WU

20	Don Stearns	EOSC	14:28.8	62	Brock Roberts	L&C	15:16.5
164	David Fleming	WU	14:38.7	55	Bob Jones	L&C	15:18.4
67	Steve Taylor	L&C	14:58.0	172	David Johnson	WU	15:24.6
61	Rich Recker	L&C	14:59.4	79	Glen Giovannetti	L	15:26.9
171	Mark Holmlund	WU	15:02.5	139	Ken White	SOSC	15:33.0
57	Tom Nist	L&C	15:06.2	34	Wendell Otto	GFC	15:51.6
167	Richard Groenendaal	WU	15:07.1	141	Dan Blaufus	WOSC	16:40.0
119	Joe Cramer	SOSC	15:08.0	39	Duane Smiley	GFC	16:58.0
176	Kevin O'Connor	WU	15:08.6	25	Scott Celley	GFC	NT

21. 1,600 METER (4 x 400) RELAY

SATURDAY 3:10

National Record: 3:04.8 North Carolina Central 1972

District Record: 3:13.7* L 1976

1980 Winner: 3:18.1* GFC

Willamette	3:21.6	Lewis & Clark	3:24.2
George Fox	3:21.9	Western Oregon	3:28.8
Northwest Nazarene	3:23.1	Southern Oregon	3:30.0
Linfield	3:23.4	Eastern Oregon	NT
		Pacific	NT

* Converted From Yards

EVENTS COMPLETED EARLIER

MARATHON

Run Feb. 28, at Seaside, OR

1980 Winner: Bill Pewen, SOSC 2:35:01

1.	Bill Pewin	SOSC	2:31:50
2.	Bob Jones	L&C	2:38:12
3.	Mike Shinn	WU	2:43:32
4.	Chet Brown	NNC	2:46:44
5.	Jack Winter	GFC	2:46:55
6.	Lanny Wilbur	EOSC	2:47:27

DECATHLON

April 20-21 at Lewis & Clark

1980 Winner: Dave Pullin, L&C 6,959 pts.

1.	Dave Pullin	L&C	6,867 pts.
2.	Greg Hansen	WU	6,647 pts.
3.	Kip Johnson	WOSC	6,596 pts.
4.	Dave Saranto	NNC	6,297 pts.
5.	John Davenport	WU	6,229 pts.
6.	Sam Benson	SOSC	6,086 pts.

Event Scores:

Lewis & Clark	18
Willamette	16
Southern Oregon	11
Northwest Nazarene	8
Western Oregon	6
George Fox	2
Eastern Oregon	1

NAIA QUALIFYING STANDARDS

- 1981 -


<u>EVENT</u>	<u>NATIONAL CHAMPIONSHIPS HAND TIMING</u>	<u>DISTRICT II CHAMPIONSHIPS</u>
100 Meters	10.6	11.2
200 Meters	21.4	22.9
400 Meters	47.4	50.6
800 Meters	1:50.9	1:57.2
1,500 Meters	3:49.5	4:02.7
5,000 Meters	14:34.4	15:22.9
10,000 Meters	31:01.0	33:30.9
Steeplechase	9:14.4	9:37.2
110 Meter High Hurdles	14.5	15.4
400 Meter Inter. Hurdles	52.8	55.6
Long Jump	24-0	21-7
Triple Jump	48-8	44-3
High Jump	6-9	6-2
Pole Vault	15-6	12-11
Shot Put	54-5	46-6
Discus	165-0	138-7
Javelin	212-5	191-3
Hammer	162-8	134-9
Decathlon	6,750	5605
10,000 Walk	50:55.3	59:59.5
440 Relay	41.4	N/A
Mile Relay	3:11.9	N/A

GEORGE FOX COLLEGE COLCORD FIELD RECORDS

100 meter	10.55*	John Koroma, George Fox	1974
	10.55*	Gregg Griffin, George Fox	1977
200 meter	21.8	Dave Freunds Schuh, Linfield	1981
400 meter	48.8	Mike Smith, University of Portland	1981
800 meters	1:54.2	Wendell Otto, George Fox	1981
1500 meter	3:54.1*	Steve Blikstad, George Fox	1977
5000 meter	14:45.8*	Steve Blikstad, George Fox	1977
10,000 meter	31:20.7*	Curt Ankeny, George Fox	1973
3000 meter steeplechase	9:16.4	Steve Blikstad, George Fox, Alumni	1981
110 meters-high hurdles	14.8*	John Boyd, Pacific	1974
	14.8	Mark Reynolds, George Fox	1980
	14.8	Duane Swafford, George Fox	1980
	14.8	Rick Frisk, George Fox	1981
400 meter -int. hurdles	52.8	Chad Neeley, unattached	1980
Long Jump	23-0 3/4	Tim Arthur, Linfield	1971
Triple Jump	48-2 1/2	John Shaw, Linfield	1981
High Jump	6-8	Owen James, George Fox	1981
Pole Vault	15-6	Dave McDonald, George Fox	1971
Shot	53-4	Bob Hadlock, George Fox	1969
Discus	170-5	John Bakkensen, Portland Track Club	1972
Javelin	246-0	Tony Grant, Oregon Tech	1973
Hammer	157-5	Allan Morrow, George Fox	1979
400 meter relay	42.4*	Amadu Koroma, George Fox	1978
		Chad Neeley	
		Mark Reynolds	
		Gregg Griffin	
1600 meter relay	3:21.0	Edwards, University of Portland	1981
		Smith	
		Nolan	
		Stepan	

* Converted from yards

NOTE--Data not complete before 1970



**27th ANNUAL
DISTRICT 2
TRACK & FIELD
CHAMPIONSHIPS**



George Fox College
Newberg, Oregon

MAY 8-9, 1981

ST
1 DAY RESULTS

N.A.I.A. DISTRICT 2 TRACK & FIELD CHAMPIONSHIPS -- MAY 8-9, 1981 -- COLCORD FIELD -- NEWBERG, OREGON

DISCUS

<u>ENTRY</u>	<u>TEAM</u>	<u>1st</u>	<u>2nd</u>	<u>3rd</u>	<u>4th</u>	<u>5th</u>	<u>6th</u>
Martin Jaqua	L	156'5"	154'7"	148'1"	151'5"	152'9"	149'11"
Don Backman	W	--	129'9"	--	122'2" ¹	--	134'9"
Mike Dotson	L	138'4"	139'7"	139'5"	141'7"	141'1"	--
Jeff Simon	WOSC	134'8"	140'0"	134'0"	147'2"	143'9"	140'3"
Jerry Outcalt	LSC	127'6"	128'0"	126'8"	--	131'3"	130'10"
Steve Butterfield	WOSC	133'6"	132'11"	135'4"	131'7"	--	139'3"
Paul Brown	SOSC	138'11"	134'7"	134'8"	131'2"	--	133'8"
John Brock	WOSC	131'9"	119'4"	--	--	129'9"	126'1"
Tom Rowen	MSC	124'7"	127'9"	126'3"			
Steve Huianga	GFC	120'4"	125'4"	119'5"			

EVENT RESULTS

	<u>Team</u>	<u>Distance</u>
1. Martin Jaqua	L	156'5"
2. Jeff Simon	WOSC	147'2"
3. Mike Dotson	L	141'7"
4. Steve Butterfield	WOSC	139'3"
5. Paul Brown	SOSC	138'11"
6. Don Backman	W	134'9"

W.A.S.A. DISTRICT 2 TRACK & FIELD CHAMPIONSHIPS - MAY 8-9, 1981 - COLCORD FIELD - NEWBERG, OR

LONG JUMP

Entry	Team	1st	2nd	3rd	4th	5th	6th
FLIGHT I							
Greg Hansen	W	21'5½"	21'11"	22'13¼"	21'3¾"	21'9"	--
Bob Quiring	WOSC	21'10½"	21'4½"	21'9"	21'11½"	--	21'43/4"
Mark Lipke	W	21'0"	21'5"	21'13¼"	21'5"	21'7½"	21'103/4"
Thomas Ofori-Ansah	W	--	20'9½"	--	21'4"	--	20'4½"
Dave Pullin	L&C	21'0"	20'10"	21'1"	20'7½"	--	21'7½"

FLIGHT II

Mark Reynolds	GFC	20'9½"	20'6½"	20'9¾"	20'7"	21'½"	20'10"
Scott Riggs	SOSC	21'4½"	21'5"	21'8½"	22'1"	21'63/4"	22'1½"
Carl Goatsch	L	20'9½"	20'1"	19'93/4"	--	--	--
Andy Pierson	SOSC	18'10"	18'10½"	18'11"	--	--	--
Ray Wolverton	WNC	19'103/4"	20'103/4"	20'4½"	19'11½"	20'4½"	21'1"
Dave Beemer	P	--	--	18'103/4"	--	--	--

EVENT RESULTS

	<u>SCORE</u>	<u>DISTANCE</u>
1. Greg Hansen	W	22'13¼"
2. Scott Riggs	SOSC	22'1½"
3. Bob Quiring	WOSC	21'11½"
4. Mark Lipke	W	21'10 3/4"
5. Dave Pullin	L&C	21'7½"
6. Thomas Ofori-Ansah	W	21'4"

10,000 METER RUN

ENTRY	TEAM	TIME
1. Don Stearns	EOSC	30:25.3
2. Steve Taylor	L&C	31:55.6
3. Frank Knight	WOSC	33:18.7
4. Ken White	SOSC	33:23.3
5. Chuck Hildreth	SOSC	33:37.4
6. Fred Clair	EOSC	33:47.6
7. Duane Smiley	GFC	35:10.9
8.		
9.		
10.		
11.		
12.		
13.		
14.		
15.		

N.A.I.A. DISTRICT 2 TRACK & FIELD CHAMPIONSHIPS - MAY 8-9, 1981 - COLCORD FIELD - NEWBERG
OREGON

110 METER HIGH HURDLES

HEAT I RESULTS

1-Rick Frisk	GFC	14.8
2-Marc Gianneshi	L&C	15.2
3-Lynn Reed	L	15.8
4-Mark Kelly	WOSC	15.8
5-Jim Terry	EOC	15.9

HEAT II RESULTS

1-Kip Johnson	WOSC	15.0
2-Mark Reynolds	GFC	15.6
3-Tim Snook	EOC	16.2
4-John Davenport	W	16.4
5-Dan Cripps	EOC	16.5

N.A.I.A. DISTRICT 2 TRACK & FIELD CHAMPIONSHIPS - MAY 8-9, 1981 - COLCORD FIELD - NEWBERG, OREGON

400 METER

HEAT I

<u>NAME</u>	<u>TEAM</u>	<u>TIME</u>
1-Greg Hansen	W	50.0
2-Tom VanWinkle	GFC	50.3
3-Morgan Cottle	SOSC	51.7
4-Guy Price	EOSC	52.0
5-Roger Houser	NMC	53.4

HEAT II

1-Dan Grubb	P	49.6
2-Rich Sears	L&C	51.7
3-Andrew Pierson	EOSC	52.6
4-Ryan Wardell	EOSC	54.1
5-Jim Dutoit	WOSC	54.2

100 METERS

<u>NAME</u>	<u>TEAM</u>	<u>TIME</u>
<u>HEAT I</u>		
David Freudschuh	L	11.1
Darryl Winscon	NWC	11.2
Jon Goodman	WOSC	11.2
Greg Lee	WOSC	11.4
Mark Dornedie	W	11.5
Doug McClure	SOSC	nt
<u>HEAT II</u>		
Kip Johnson	WOSC	11.5
Tim Sherman	WNC	11.3
Terry Hendrix	SOSC	11.3
Eric Brown	W	11.4
Brent Carbajal	L&C	11.5
Tom Rowan	NWC	nt
<u>HEAT III</u>		
Lewis Byrd	SOSC	11.3
Ken Parker	NWC	11.6
Cas Schrank	WOSC	11.7
Don Pedersen	W	11.7
Sam Benson	SOSC	11.9
Dave Beemer	P	nt

A.I.A. DISTRICT 2 TRACK & FIELD CHAMPIONSHIPS - MAY 8-9, 1981 - COLCORD FIELD - NEWBERG, OREGON

200 METERS

<u>name</u>	<u>TEAM</u>	<u>TIME</u>
-------------	-------------	-------------

HEAT I

1-Darryl Winston	NNC	22.7
2-Dave Freunds Schuh	L	23.0
3-Brent Carbajal	L&C	23.4
4-Guy Price	EOSC	23.4
5-Jon Goodman	WOSC	23.4
6-Andrew Kirkland	P	dnf

HEAT II

1-Mark Reynolds	GFC	22.4
2-Sulayman Njie	NNC	22.7
3-Terry Hendrix	SOSC	23.0
4-Gas Schrunk	WOSC	23.4
5-Tom Rowen	NNC	23.4
6-Greg Lee	EOSC	24.4

HEAT III

1-Dan Grubb	P	22.3
2-Ken Parker	NNC	22.7
3-Tim Sherman	GFC	22.8
4-Lewis Byrd	EOSC	22.8
5-Scott Riggs	SOSC	23.0
6-Mark Darnedde	W	23.3

N.A.I.A. DISTRICT 2 TRACK & FIELD CHAMPIONSHIPS - MAY 8-9, 1981 - COLCORD FIELD - NEWBERG, OR

3000 METER STEEPLECHASE

ENTRY		TEAM	TIME
1.	Rich Recker (61)	LC	9:16.8
2.	Joe Cramer (119)	SOSC	9:24.9
3.	Tom Nist (57)	LC	9:30.7
4.	Brock Roberts (62)	LC	9:32.2
5.	Mark Brown (73)	L	9:43.8
6.	Tom Baumgartner (1)	EOSCq	9:47.3
7.	Ken White (139)	SOSC	10:20.4
8.			
9.			
10.			
11.			
12.			

200 METER SEMIFINAL

HEAT 1

1.	Dan Grubb	Pacific	22.4
2.	Sulayman Njie	NNC	22.6
3.	Terry Hendrix	SOSC	22.7
4.	Brent Carbajal	LC	22.7
5.	Guy Price	BOSC	22.8
6.	Ken Parker	NNC	23.0
7.	Scott Riggs	SOSC	23.3
8.	Jon Goodman	WOSC	23.2

HEAT 2

1.	Dave Freundsuh	L	22.6
2.	Mark Reynolds	GFC	22.7
3.	Daryl Winston	NNC	22.8
4.	Tim Sherman	GFC	23.0
5.	Lewis Byrd	BOSC	23.0
6.	Cas Schrank	WOSC	23.3
7.	Tom Rowen	NFC	23.8

U.I.A. DISTRICT 2 TRACK & FIELD CHAMPIONSHIPS - MAY 8-9, 1981 - COLCORD FIELD - NEWBERG, OREGON

TEAM SCORE MAY 8, 1981

LEWIS & CLARK	48
SOUTHERN OREGON	35
WILLAMETTE	32
EASTERN OREGON	25
LINFIELD	18
WESTERN OREGON	18
NORTHWEST NAZARENE	8
GFC	2
PACIFIC	0

**27th ANNUAL
DISTRICT 2
TRACK & FIELD
CHAMPIONSHIPS**



George Fox College
Newberg, Oregon

MAY 8-9, 1981

RESULTS

NATA DISTRICT LE CHAMPIONNATS

May 8, 9, 1981

	LINFIELD	LEWIS & CLARK	WILLAMETTE	SOSC	NNC	WOSC	GFC	EOSC	PACIFIC
10000	18	8/26	16	11	8	6	2	1	0/0
WJC	16/18	0/26	0/16	6/17	0/8	6/12	0/2	11/12	0/0
LJ	0/16	0/26	1/17	2/15	0/6	0/12	0/2	12/24	0/0
STREP	2/18	2/28	15/32	8/27	0/8	6/18	0/2	0/24	0/0
		20/48	0/32	8/35	0/8	0/18	0/2	1/25	0/0
R	16/34	4/52	0/32	1/36	0/8	0/18	10/12	0/25	0/0
400R	10/44	0/52	1 1/2/33 1/2	0/36	6/14	1 1/2/19 1/2	8/20	4/29	0/0
SHOT	0/44	5/57	16/49 1/2	0/36	0/14	0/19 1/2	0/20	10/39	0/0
SHOT	0/44	8/65	0/49 1/2	0/36	0/14	5/24 1/2	16/36	2/41	0/0
BR	1/45	0/65	6/55 1/2	12/48	2/16	0/24 1/2	10/46	0/41	0/0
1500	0/45	20/85	0/55 1/2	0/48	0/16	0/24 1/2	1/47	10/51	0/0
W	0/45	4/89	10/65 1/2	2/50	0/16	0/24 1/2	6/53	1/52	8/8
400	0/55	0/89	0/65 1/2	1 1/2/51 1/2	6/22	1 1/2/26	4/57	8/60	0/8
600	4/59	1/90	2/67 1/2	0/51 1/2	10/32	0/26	14/71	0/60	0/8
400H	0/59	4/94	10/77 1/2	1/52 1/2	0/32	0/26	10/81	6/66	0/8
JAV	1/60	10/112	6/83 1/2	4/56 1/2	2/34	0/26	0/81	0/66	0/8
200	10/70	0/112	0/83.5	1/57 1/2	14/48	0/26	6/87	0/66	0/8
TJ	0/70	10/112	8/91 1/2	0/57 1/2	12/60	1/26	0/87	0/66	0/8
5000	0/70	10/122	11/102 1/2	0/57 1/2	0/60	0/26	0/87	10/76	0/8
4X400	10/80	4/126	8/110 1/2	0/57 1/2	2/62	0/26	6/93	1/77	0/8
HJ	8/88	4/130	0/114 1/2	0/57 1/2	0/62	6/32	10/102	1/78	0/8
PV	8/96	0/130	10/124 1/2	4/61 1/2	1/63	0/32	6/109	0/78	2/10

33

122 1/2

140

A.I.A. DISTRICT 2 TRACK & FIELD CHAMPIONSHIPS - MAY ¹⁰⁻¹¹~~8-9~~, 1981 - COLCORD FIELD - NEWBERG, OREGON

MARATHON
February 23, 1985 -- Seaside, Oregon

1.	Bill Pewin	SOSC	2:31.50	7
2.	Bob Jones	LC	2:38.12	19
3.	Mike Shinn	WU	2:43.32	38
4.	Chet Brown	NNC	2:46.44	55
5.	Jack Winter	GFC	2:46.55	56
6.	Lanny Wilbur	EOSC	2:47.27	64

Non-scorers

7.	Paul Mattson	LC	2:52.52	108
8.	Don Stearns	EOSC	2:54.33	115
9.	John Keerfoot	EOSC	3:05.05	227
10.	Fred Clair	EOSC	3:15.23	353
11.	Jesse Gloria	EOSC	3:22.23	444
12.	Matt Wells	P	DNF	

3 1/2
 1981 N.A.I.A. DISTRICT 2 DECATHLON CHAMPIONSHIP — APRIL 20-21, 1981 — CRISWOLD STADIUM, LEWIS & CLARK COLLEGE

		100 Meters	Long Jump	Shot Put	High Jump	400 Meters	110 Hurdles	Discus	Pole Vault	Javelin	1500 Meters	Final Score
David Pullin Lewis & Clark	t/d	11.3	21-1 1/2	35-4 3/4	6-6 3/8	50.4	15.6	95.3	12-5 3/4	175-8	4:27.6	6,867
	m		6.44	10.79	1.99			29.04	3.80	53.56		
	p	733	701	517	645	788	787	452	754	680	606	
Greg Hansen Willamette	t/d	11.1	21-8 1/2	33-1 1/2	5-9 1/2	49.4	16.8	104-7	14-0 1/2	157-9	4:42.3	6,647
	m		6.61	10.09	1.76			31.88	4.27	48.11		
	p	780	738	467	643	833	676	516	876	607	511	
Kip Johnson OSR	t/d	11.0	20-0 1/2	43-1 1/2	5-11 1/2	51.2	15.2	119-3	9-11 1/2	145-9	4:41.1	6,596
	m		6.10	13.14	1.81			36.36	3.03	44.48		
	p	804	626	674	689	753	827	612	537	556	518	
David Sarabio BNC	t/d	11.5	19-4	38-2 1/2	5-11	55.8	17.3	131-8	13-0	170-8	5:00.0	6,297
	m		5.91	11.64	1.81			40.14	3.96	52.04		
	p	687	584	575	689	573	637	688	796	660	408	
John Davenport Willamette	t/d	11.5	20-10	38-11 3/4	6-2	53.0	16.4	102-9	9-5 1/2	176-5	4:53.9	6,229
	m		6.35	11.88	1.88			31.62	2.88	53.60		
	p	687	682	591	751	679	712	510	492	683	442	
Sam Benson SOSC	t/d	11.4	18-6 1/2	32-9 3/4	5-5	53.0	17.2	105-10	13-5 3/4	145-5	4:22.6	6,086
	m		5.65	10.00	1.65			33.48	4.11	44.28		
	p	710	526	460	540	679	597	551	835	554	634	
Scott Riggs SOSC	t/d	11.5	20-8 3/4	28-10 1/2	6-2	53.2	16.0	71-1	11-0	135-2	4:54.3	5,750
	m		6.32	8.80	1.88			21.68	3.35	41.20		
	p	687	675	370	751	671	748	269	630	509	440	
Tom Snook BOSC	t/d	11.9	18-6	31-8 1/2	6-2	53.6	16.1	98-5	10-5 1/2	120-5	4:55.1	5,637
	m		5.64	9.66	1.88			30.00	3.19	36.70		
	p	601	523	435	751	655	739	474	584	440	435	
Doug McClure SOSC	t/d	11.6	20-3 1/2	38-0 1/2	5-5	54.8	17.0	111-0	10-5 1/2	134-7	5:13.9	5,629
	m		5.18	11.59	1.65			33.84	3.19	41.02		
	p	665	644	572	540	610	613	559	584	506	336	

N.A.A.A. DISTRICT 2 TRACK & FIELD CHAMPIONSHIPS - MAY 8-9, 1981 - COLLEGE FIELD - NEWORLEANS

HAMMER

<u>ENTRY</u>	<u>TEAM</u>	<u>1st</u>	<u>2nd</u>	<u>3rd</u>	<u>4th</u>	<u>5th</u>	<u>6th</u>
Steve Curtis	GFC	157'9"	151'10"	146'5"	149'0"	---	---
Mike Dotson	L	156'10"	---	---	151'3"	151'9"	---
Dennis Earnshaw	L&C	142'4"	---	---	---	---	134'10"
Greg Caster	L	147'6"	---	143'11"	140'5"	133'7"	140'3"
Martin Jaqua	L	127'9"	---	132'7"	---	135'10"	139'2"
Jim Tipler	SOSC	---	131'0"	135'0"	---	135'0"	138'5"
Jeff Simon	SOSC	---	131'11"	127'7"	---	---	130'10"
Nolan Smith	GFC	---	134'8"	---	127'8"	135'3"	132'4"

EVENT RESULTS

<u>Rank</u>	<u>Name</u>	<u>Team</u>	<u>Distance</u>
1.	Steve Curtis	GFC	157'9"
2.	Mike Dotson	L	151'9"
3.	Greg Caster	L	143'11"
4.	Dennis Earnshaw	L&C	142'4"
5.	Martin Jaqua	L	139'2"
6.	Jim Tipler	SOSC	138'5"

N.A.A. DISTRICT 2 TRACK & FIELD CHAMPIONSHIPS - MAY 8-9, 1981 - COLCORD FIELD - NEWBERG, OR

10,000 METER WALK

<u>PLACES</u>		<u>TEAM</u>	<u>TIME</u>
1.	Sam Shick	LC	46:46.5
2.	John Kerfoot	EOSC	51:03.3
3.	Brad Jacobs	LC	52:55.5
4.	Charlie Hart	LC	55:25.0
5.	John Burke	EOSC	57:00.5
6.	Duan Smiley	GFC	62:03.5
7.	Ken White	SOSE	65:47.2

FOUR VULT

NAME	TEAM	12-0	12-6	13-0	13-6	14-0	14-6	15-0	15-6
Kent Kennedy	P	X	X	X	OOO				
Tom Hopkins	TC	--	OOO						
Bron Heydel	GFC	--	OOX	X	OO	OOO			
Dade Yates	SOSC	WOX	OOO						
Sam Gabriel	W	--	OX	OOO					
Leonard Francis	WOSC	OX	--	OOO					
Dave Saronto	NMC	--	--	OX	--	OOO			
Sam Benson	SOSC	--	--	OX	OOX	OOO			
Kyle Tarpenning	L	--	--	--	OX	OX	OOX	--	OOO
Greg Hansen	W	--	--	--	--	X	OX	--	O
Tom Lester	WOSC	--	--	--	OOO				

FINAL RESULTS

Greg Hansen	W	14-6
Kyle Tarpenning	L	14-6
Bron Heydel	GFC	13-6
Sam Benson	SOSC	13-6
Kent Kennedy	P	13-0
Dave Saronto	NMC	13-0

JAVELIN

<u>Entry</u>	<u>Team</u>	<u>1st</u>	<u>2nd</u>	<u>3rd</u>	<u>4th</u>	<u>5th</u>	<u>6th</u>
FLIGHT I							
Todd Lovell	L&C	234'	219'1"	223'2"	221'	--	211'1"
Paul Brown	SOSC	199'	199'6"	185'6"	164'8"	181'2"	189'6"
Matt Overholt	W	193'8"	196'11"	--	--	200'11"	198'3"
Joe Uyshara	L&C	195'5"	183'8"	200'7"	--	177'4"	201'9"
Randy Hayes	L	173'11"	176'5"	189'2"	178'10"	166'6"	174'8"

FLIGHT III

Alan Tegethoff	NNC	167'10"	188'1"	190'4"	182'6"	163'7"	--
Gary Orndoff	SOSC	--	--	--	--	--	--
Jim Corr	L&C	149'7"	172'6"	159'7"	--	--	163'6"
Mike Clayton	EOSC	--	--	136'8"	--	--	--
John Elder	WOSC	182'5"	--	165'2"	161'6"	--	187'11"

EVENT RESULTS

SCHOOL

DISTANCE

1. Todd Lovell	L&C	234'0"
2. Joe Uyshara	L&C	201'9"
3. Matt Overholt	W	200'11"
4. Paul Brown	SOSC	199'6"
5. Alan Tegethoff	NNC	190'4"
6. Randy Hayes	L	189'2"

N.A.I.A. DISTRICT 2 TRACK & FIELD CHAMPIONSHIPS -- MAY 8-9, 1981 -- COLCORD FIELD -- HEWBERG, OR

SHOT PUT

<u>Name</u>	<u>Team</u>	<u>1st</u>	<u>2nd</u>	<u>3rd</u>	<u>4th</u>	<u>5th</u>	<u>6th</u>
FLIGHT I							
Jeff Simon	EOSC	51'0"	52'4"	49'9"	50'3"	49'10"	51'4½"
Brian Bean	W	--	51'7"	48'½"	--	--	--
Don Backman	W	49'5"	--	--	49'7½"	50'5"	--
Kerry Fagerberg	L&C	47'10"	47'5"	47'9"	47'7"	--	48'3"
Mike Dotson	L	46'4"	46'4½"	46'3"	--	--	--

FLIGHT II

Todd Goergan	W	45'	46'	48'2"	44'2"	45'	46'
Chris Friday	L&C	47'4"	46'9½"	46'2"	--	46'5"	46'7"
Martin Jesus	L	--	--	45'8½"	44'6"	--	--
Harvin Mercer	SOSC	--	45'	43'8"	--	--	--
Roland Johnson	WOSC	--	--	39'2"	--	--	--

EVENT RESULTS

<u>PLACEMENT</u>	<u>NAME</u>	<u>SCHOOL</u>	<u>DISTANCE</u>
1.	Jeff Simon	EOSC	52'4"
2.	Brian Bean	W	51'7"
3.	Don Backman	W	50'5"
4.	Kerry Fagerberg	L&C	48'3"
5.	Todd Goergan	W	48'2"
6.	Chris Friday	L&C	47'4"

N.A.I.A. DISTRICT 2 TRACK & FIELD CHAMPIONSHIPS -- MAY 8-9, 1981 -- COLCORD FIELD -- NEWBERN, N.C.

HIGH JUMP

Entry	Team	6-0	6-2	6-4	6-6	6-7	6-8	6-9	6-10
		6-1½	6-3½	6-5½	6-7½	6-8½	6-9½	6-10½	6-11½
Rick Ward	ECSC	X	OX	OOX	OOO				
Brian Barkdu 1	GFC	OX	OOO						
Andy Pierson	ECSC	OOO							
Kip Johnson	WOSC	---	---	OOO					
John Davenport	W	X	OOO						
Rick Vincent	WOSC	---	---	---	OOO				
Jack Giles	L&C	OOO							
Jon Smit	P	OOO							
Jim Livermore	L	X	X	X	OX	OOX	X	OOO	
Tom Snook	ECSC	X	X	OOX	OOO				
Scott Riggs	SOSC	X	OOO						
Darryl Weber	NRSC	---OX	OX	OOX	OOO				
Jon Gabriel	W	---	OX	X	OOO				
David Pullin	L&C	---	X	X	OOX	OOO			
Bob Quiring	WOSC	---	---	X	X	OOX	OOO		
Owen James	GFC	---	---	X	X	X	X	OX	OOO

EVENT RESULTS

SCHOOL

HEIGHT

- Owen James
- Jim Livermore
- Bob Quiring
- Dave Pullin
- Jon Gabriel
- Tom Snook

- GFC
L
WOSC
L&C
W
ECSC

- 6'9"
6'8"
6'7"
6'6"
6'4"
6'4"

W.A.I.A. DISTRICT 2 TRACK & FIELD CHAMPIONSHIPS - MAY 8-9, 1981 - COLCORD FIELD - NEWBERG, OR

TRIPLE JUMP

<u>ENTER</u>	<u>Team</u>	<u>1st</u>	<u>2nd</u>	<u>3rd</u>	<u>4th</u>	<u>5th</u>	<u>6th</u>
FLIGHT I							
Sherman Wafyr	UNC	---	46' 4½"	---	---	---	---
David Pullin	L&C	45' 3¾"	---	---	46' 4½"	46' 5½"	46' 13/4"
Eric Brown	W	---	---	43' 3/4"	45' 0"	---	44' 73/4"
Thomas Ofori-Ansah	W	42' 4½"	44' 6½"	43' ½"	43' 4½"	43' 11½"	43' 10½"
Mark Lipke	W	---	42' 7½"	41' 3½"	---	43' 10½"	43' 2"
FLIGHT II							
Nolan Smith	GFC	43' 2"	42' 9½"	---	---	40' 113/4"	41' 2"
Ray Wolverton	NNC	43' 10½"	---	42' 11½"	44' 11½"	43' 7½"	44' 33/4"
Mark Gary	L&C	---	---	42' 0"	---	---	---
Scott Riggs	SOSC	41' 11½"	---	42' 6½"	---	---	---
Mark Walker	WOSC	44' 2½"	---	---	---	43' 4½"	---
Rick Ward	WOSC	---	---	---	---	---	---

BEST RESULTS

SCHOOL

DISTANCE

David Pullin	L&C	46' 5½"
Sherman Wafyr	UNC	46' 4½"
Eric Brown	W	45' 0"
Ray Wolverton	NNC	44' 11½"
Thomas Ofori-Ansah	W	44' 6½"
Mark Walker	WOSC	44' 2½"

400 METER RELAY

<u>PLACE</u>		<u>Time</u>	<u>Relay Members</u>
1.	Linfield	42.5	Lynn Reed, Andre Pruitt, Randy Drake, Dave Freunds Schuh
2.	George Fox	42.8	Rick Frisk, Mark Reynolds, Tim Shezman, Tom VanWinkle
3.	NNC	42.1	
4.	EOSC	42.3	
5.	Willamette	43.3	
6.	WOSC	43.8	
7.	Lewis & Clark	44.0	
8.	SOSC	44.5	
9.			
10.			

1500 METERS

<u>Entry</u>	<u>Team</u>	<u>Time</u>
1. Wendell Otto	GFC	3:57.4
2. Jon Graner	SOSC	3:59.0
3. Rich Greenendaal	W	4:00.2
4. Mike Davis	SOSC	4:01.3
5. Dave Smith	WNC	4:01.5
6. John Kross	L	4:03.6
7. Kevin Brophy	WOSC	4:06.6
8. Kevin O'Connor	W	4:07.0
9.		
10.		
11.		
12.		

110 HIGH HURDLES
FINAL

NAME	SCHOOL	TIME
Rick Frisk	GFC	14.6
Marc Ginneschi	LC	14.9
Mark Reynolds	GFC	14.9
Kip Johnson	WOSC	15.1
Tom Snook	EOSC	15.4
Mark Kelly	WOSC	15.6
Lynn Reed	L	16.0
John Davenport	W	16.0

100 METER SEMI-FINALS

HEAT 1

Name	School	Time
David Freundsuh	L	11.0
Darryl Winston	NNC	11.0
Tim Sherman	GFC	11.1
Terry Hendricks	SOSC	11.1
Brent Carbajal	LC	11.1
Cas Schrunk	WOSC	11.2
Don Pederson	W	11.3
Sam Benson	SOSC	11.7

HEAT 2

Name	School	Time
Lewis Byrd	EOSC	10.9
Jon Goodman	WOSC	11.0
Kip Johnson	WOSC	11.1
Eric Brown	W	11.1
Greg Lee	EOSC	11.3
Ken Parker	NNC	11.3
Mark Dervedde	W	11.6

~~680 METERS~~

100 METER FINAL

	NAME	SCHOOL	TIME
1.	Dave Freundschuh	L	10.6
2.	Lewis Byrd	EOSC	10.9
3.	Darryl Winston	NNC	10.9
4.	Tim Sherman	GBC	11.0
5.	Jon Goodman	WOSC	11.0
6.	Terry Hendrix	SOSC	11.0
7.	Eric Brown	W	11.3
8.	Kip Johnson	WOSC	11.3

800 METERS

NAME	SCHOOL	TIME
1. Shane Miller	NNC	1:55.3
2. Wendell Otto	GFC	1:56.0
3. Keith Pearson	GFC	1:56.0
4. John Kraus	L	1:56.3
5. David Johnson	W	1:56.5
6. Jon Hensley	LC	1:57.8
7. Bob Boyd	WOSC	1:59.0
8. Tom Williams	P	2:03.6

400 METERS INTERMEDIATE HURDLES

FINAL

	NAME	SCHOOL	TIME
1.	Rick Frisk	GFC	53.0
2.	Eric Brown	W	54.7
3.	Jim Terry	EOSC	55.3
4.	Marc Ginneshci	LC	55.7
5.	Don Pedersen	W	57.0
6.	Dan Gripps	SOSC	57.9
7.	Mark Kelly	WOSC	58.3

8

200

<u>NAME</u>	<u>TEAM</u>	<u>TIME</u>
1-Dave Freundsckuh	L	21.9
2-Sulayman Njie	MNC	22.2
3-Darryl Winston	MNC	22.4
4-Mark Reynolds	GFC	22.5
5-Tim Sherman	GFC	22.5
6-Terry Hendrix	SOSC	22.5
7-Brent Carbajal	L&C	23.0
8-Dan Grubb	P	23.0

W.A.L.A. DISTRICT 2 TRACK & FIELD CHAMPIONSHIPS - MAY 8-9, 1981 - COLCORD FIELD - NEWBERG, OR

5 KILOMETER

	NAME	SCHOOL	TIME
1.	Don Stearns	EOSC	14:33.3
2.	David Fleming	W	14:59.1
3.	Rich Hecker	LC	15:14.9
4.	Tom Nist	LC	15:20.8
5.	Rich Groenendaal	W	15:26.7
6.	Mark Solmlund	W	15:28.7
7.	Tom Baumgartner	EOSC	15:38.3
8.	Brock Roberts	LC	15:46.0

1500 METER RELAY

1. Linfield	3:22.7
2. Willamette	3:22.7
3. George Fox	3:22.9
4. Lewis & Clark	3:25.2
5. Northwest Nazarene	3:27.7
6. Eastern Oregon	3:28.7
7. Southern Oregon	3:32.3
8. Western Oregon	3:38.0
9.	
10.	
11.	
12.	



GEORGE FOX COLLEGE/Linfield/Pacific
Pacific Lutheran/George Fox Alumni
Newberg, Oregon
April 18, 1981

SCORING: 6-4-3-2-1
Relays 6-4-3-2-0

TEAMS: Linfield (L), Pacific (P),
Pacific Lutheran (PLU),
George Fox (GFC), George Fox Alumni (A)

- 12:15 HAMMER THROW - S. Curtis GF 159.0; M. Dotson L 151-6; M. Jacqua L 145-11;
G. Castor L 143-8; A. Morrow A N. Smith GF 135-1; S. Huisenga GF
125-11; M. Ayers L 110.0; R. Miller L 109-8
- 1:00 MEN'S LONG JUMP - P. Shot PLU 22-8; J. Shaw L 21-9; B. Quiring OCE 21-4;
J. Ellings L 20-10½; C. Goetsch L 20-9; D. Beemer P 20-5; P. Delap
PLU 20-0; B. Barkdull GF 19-8; F. Okora OCE NM; M. McLaughlin OCE NM
- WOMEN'S LONG JUMP TO FOLLOW - B. Rom PLU; S. Chaffee PU; D. Tokuhisa PU;
J. Williams GF; C. Shepard OCE
- WOMEN'S HIGH JUMP - K. Maxwell GF; C. Shepard OCE; D. Tokushisa PU; C. Vedack PU
- MEN'S HIGH JUMP TO FOLLOW - O. James GF 6-8¾; P. Shot PLU 6-8; B. Quiring
OCE 6-8; J. Livermore L 6-4; R. Vincent OCE NM; J. Smit P 6-4;
B. Barkdull GF 6-2; K. Johnson OCE 6-2; L. Austin A
- MEN'S JAVELIN - E. Buck A NM; R. Hays L 196-8; D. Dittus A NM; L. Austin A Nm;
J Elder OCE 166-3; F. Brandenburg PLU 150.0; S. Huisenga GF 150.0
- WOMEN'S JAVELIN - S. Barboza L; T. Heilers OCE; J. Churchill L; K. Gurske GF;
L. Phillips GF; J. Sidda OCE; D. Fox L
- WOMEN'S SHOT - R. Hampton Gf; D. Fox L; T. Hielers OCE; D. Kvernenes PLU;
S. Ward OCE; L. Phillips GF; S. Barboza L; K. Gurske GF; A. Heilman PU
- MEN'S SHOT TO FOLLOW- R. Miller GF 38-1½; J. Brock OCE 39-2; R. Johnson OCE
40-9; D. Sharp L 43-10; C. Keeran A 42-6; A. Morrow A NM; S. Curtis
GF 41-7½; M. Jaqua L 44-6; M. Dotson L 47-9
- POLE VAULT - D. Johnson PLU 14-6; K. Leader OCE 14-6; K. Tarpinning L 14-0;
B. Heydel GF 12-6; T. Sherman GF 12-6; K. Kennedy P 12-5; L. Branson
OCE 12-0; M Bissonette L NM
- FOLLOW LONG JUMP - TRIPLE JUMP - J. Shaw L 46-3½; K. Toomb L 44-7; N. Smith
GF 43-3½; K. Bostick L 42-3; M. Waller OCE 42-0; P. DeLap PLU 40-8
- FOLLOW JAVELIN - DISCUS - C. Keeran GF NM; M Jaqua L 158-4; M Dotson L 146-7;
J. Brock OCE 138; S. Huisenga GF 133-8; D. Dittus A NM; S. Curtis GF
131-8; M. Ayers L 131-7; R. Miller GF 124-2; A. Morrow A NM;
D. Sharp L 122-7; R. Miller L 120-2; K. Johnson OCE 118;
- WOMEN'S DISCUS TO FOLLOW: S. Barboza L; J. Churchill L; R. Hampton GF;
D. Kvernenes PLU; S. Ward OCE; K. Gurske GF; T. Heilers OCE; A. Heilman PU
- 2:00 400m RELAY- Linfield 43.0 (Reed-Drake-Adkins-Freunds Schuh); OCE NM; George
Fox 43.1; GFC Alums NM; Pacific 44.5; Boxer NM
- WOMEN'S 400m RELAY - OCE; GFC; PLU; Linfield
- STEEPLECHASE - K. Brophy OCE NM; Z. Prewitt PLU 9:29; L. Smith A NM;
S. Blikstad A NM;
- MEN'S 1500 - Z. Prewitt PLU NM; M. Brown L 4:02.2; T. Sullivan OCE NM;
M. Wells P NM; B. Sargent PLU 3:53; J. Kraus L 3:35.3 W. Otto GF 3:56

2:25 WOMEN'S 1500 - S. Tovrea L; B. Cooke OCE; D. Johnson PLU; M. DeHart OCE;
S. Lakin PLU; T. Wilson OCE; M. Langdon PLU; D. Tri PLU;

2:35 MEN'S HIGH HURDLES:- L. Reed L 16.5; M. Reynolds GF 15.3; P. Schot PLU 15.1
M. Kelley OCE 15.6; R. Frisk GF 15.1; P. Menter PLU 15.4; K. Johnson OCE
15.5

WOMEN'S 100m HURDLES - C. Sheperd OCE; J. Williams GF; H. Jahr PLU; L. Thomas
GF; K. Maxwell GF

2:45 MEN'S 400 - J. Adkins L 51.6; T. VanWinkle GF 49.9; R. Drake L 49.7;
M. Driesner GF 50.7; D. Grubb P 49.6; A. Kirkland P 50.9; J. Dutoit OCE
54.3; D. Drisner GF 53.3; T. Ray OCE NM; S. Hawkins OCE 56.7; J. Smith
P 53.1

WOMEN'S 400 - S. Burns GF; M. Glazebrook L; D. Macomber OCE; D. Curry PLU;
S. Bell L; C. Mixon PLU; D. Drisner GF; J. Downing PLU; C. Farrow PLU;

3:05 MEN'S 100 - T. Sherman GF 11.5; D. Beemer P 11.4; D. Freunds Schuh L 11.1;
M. Heathco A NM; C. Schrunk OCE 11.4; G. Griffin A NM; K. Swift OCE 11.
C. Neeley A NM; J. Goodman OCE 11.5; B. Richardson L 11.8; J. Lloyd L 11

WOMEN'S 100 - S. Chaffee PU; J. Williams GF; C. Wischart L; J. Davis GF;
C. Mountain OCE; J. Jackson GF; L. Martelon PU

3:20 MEN'S 800 - B. Boyd OCE 1:58.4; K. Grudt PLU 2:06; V. Brown P 1:59.6;
P. Doug PLU 1:58.6; J. Kraus L 1:55.3; K. Pearson GF 1:58.8; M. Brown
L 1:57.7; B. Sargent PLU 1:53.8; D. Smiley GF NM; L. Schaeffer OCE 1:59
T. Williams P 1:58.5; Z. Prewitt PLU NM;

WOMEN'S 800 - M. DeHart OCE; C. Gore L; M. Johnson PLU; S. Tovrea L; K. Dong F
T. Wilson OCE; M. Wentzel L; D. Tri PLU; M. Langdon PLU

3:30 MEN'S 400 IH - P. Menter PLU 57.3; J. Elder OCE 60.2; M. Kelley OCE 56.9;
R. Frisk GF 54.0; J. Ogard PLU 57.5

WOMEN'S 400 IH - L. Thomas GF; H. Jahr PLU; K. Maxwell GF; D. Malcomber OCE;
K. Johnson OCE; S. Burns GF

3:40 MEN'S 200 - D. Grugg P 22.4; A. Kirkland P 22.5; R. Drake L 22.8; M. Reynol
GF 22.6; C. Schrunk OCE 23.4; T. Sherman GF 23.2; D. Freunds Schuh L 22.7
B. Richardson L 23.9; P. Shot PLU NM; M. Heathco A NM; J. Goodman OCE
23.6; K. Swift OCE NM; L. Giles Unatt. 23.4

WOMEN'S 200 - D. Curry PLU; M. Glazebrook L; J. Jackson GF; L. Martelon P;
T. Davis GF; J. Williams GF;

4:00 WOMEN'S 5000 - D. Johnson PLU; L. Slocum GF; C. Hendry P; C. Hays PLU;
S. Mix PLU; S. Lakin PLU; M. Branson PLU;

WOMEN'S 3000 - G. Hall L; M. DeHart OCE; B. Cooke OCE; S. Tovrea L; L. Barry
OCE. S. Moe L; F. Cole L

4:20 MEN'S 5000 - D. Blaufson OCE NM; D. Hamilton A NM; E. Buck A NM; M. Wells
P NM; T. Sullivan OCE 17:10; F. Knight OCE 16:22; R. Mattson PLU 16:00;
G. Gioranetti L 15:26.8; L. Smith A NM; S. Stuart A NM

4:40 MEN'S 400 X 4 - OCE NM (Boyd-Schaeffer-Dutoit-K. Johnson); GFC 3:23.2 (Otto-
M. Driesner-VanWinkle-Frisk); Linfield 3:23.8 (Adkins-Brown-Drake-Freunds Schuh
GFC Alums NM; PLU NM; Pacific 3:28.2 (Grubb-Williamson-Brown-Kirkland)
GFC "b" NM

WOMEN'S 400 X 4 - PLU; Linfield; GFC; OCE; PLU #2

RESULTS - 30TH ANNUAL NAIA NATIONAL TRACK & FIELD CHAMPIONSHIPS - 1981

MEN'S DIVISION

100 Meter - 1. Larry White, Mississippi Valley St., :10.63; 2. Darrell Green, Texas A&I, :10.63; 3. Charles Pickens, Mississippi Valley St., :10.77; 4. Michael Lawson, St. Augustine's NC, :10.80; 5. Morris Jackson, Jackson State MS., :10.83; 6. Albert Lawrence, Abilene Christian TX, :10.84.

110 High Hurdles - 1. Steve Parker, Abilene Christian TX, :13.95; 2. Carl Powell, Pembroke St. NC, :14.47; 3. Milan Doneley, Southern Colorado, :14.47; 4. Robert Kennedy, Texas Southern, :14.49; 5. Robert Johnson, Wayland Baptist TX, :14.65; 6. Ed Blackburn, Wayne St. NE, :14.70; 7. Johnny Shaw, Texas Southern, :14.71; 8. Chris Thelwell, St. Augustine's NC, :14.77.

200 Meter - 1. Darrell Green, Texas A&I, :21.42; 2. Larry White, Mississippi Valley St., :21.48; 3. Charles Pickens, Mississippi Valley St., :21.50; 4. Nathaniel Sloan, Mississippi Valley St., :21.59; 5. Michael Lawson, St. Augustine's NC, :21.73; 6. Ricky Moxey, Texas Southern, :21.75; 7. Gilbert Rolle, St. Augustine's NC, :21.77; 8. Morris Jackson, Jackson St., MS, :22.06; 9. Barry Samples, Angelo St. TX, NT.

400 Meter - 1. Eugene Sanders, Mississippi Valley St., :45.38; 2. Mike Rowe, Jackson St. MS, :45.39; 3. Donald Winey, Southern U. LA, :46.20; 4. Charles Phillips, Sam Houston St. TX, :46.76; 5. Robert Bullard, Texas Southern, :47.49; 6. Evans Lalas, Saginaw Valley St. MI, :47.57; 7. Randolph Dixon, Mississippi Valley St., :47.68; 8. Tyrone Cross, Texas Southern, NT; 9. Sam Ocel, Hamline MN, NT.

400 Intermediate Hurdles - 1. Ed Brown, Saginaw Valley St. MI, :50.96; 2. Delman Porter, Central State OK, :51.16; 3. Darren Pearson, Southern U. LA, :51.23; 4. Carl Powell, Pembroke St. NC, :51.46; 5. Earl Howard, Central Arkansas, :51.77; 6. Thad Gamble, Prairie View TX, :52.21; 7. Kirby Anderson, Hastings NE, :53.18; 8. Dwain Deiterman, S.F. Austin TX, NT; 9. Robert Klein, Angelo St. TX, NT.

400 Meter Relay - 1. Texas Southern, :40.10; 2. Mississippi Valley St., :40.20; 3. Abilene Christian TX, :40.62; 4. Jackson St. MS, :40.88; 5. Angelo St. TX, :40.90; 6. Pembroke St. NC, :41.54; 7. St. Augustine's NC, :42.53; 8. Southern U.-Baton Rouge LA, NT.

800 Meter - 1. Joel Ngetich, Wayland Baptist TX, 1:47.76; 2. Brian Starks, Texas Southern, 1:49.36; 3. Clifton Perry, Texas Southern, 1:49.78; 4. Robert Wilson, Jackson St. MS, 1:50.46; 5. Larry Brown, Taylor IN, 1:50.71; 6. Jeremy Krone, Angelo St. TX, 1:50.77; 7. Tyler Martin, Kearney St. NE, 1:51.78; 8. Michael Watson, Jackson St. MS, 1:53.50; 9. Ron Caten, Wayland Baptist TX, 1:53.85.

1500 Meter - 1. Michael Watson, Jackson St. MS, 3:47.44; 2. John Esquibel, Adams St. CO, 3:47.47; 3. Brad Erickstad, LeTourneau TX, 3:47.52; 4. Tom White, Adams St. CO, 3:48.92; 5. Dave Stimpson, Saginaw Valley St. MI, 3:49.40; 6. Ricky Lozoya, Wayland Baptist TX, 3:49.88; 7. Dale Schoolmeester, Northwestern IA, 3:50.10; 8. Al Copperud, Wisconsin-LaCrosse, 3:52.41; 9. Chandler Pruitt, Angelo St. TX, NT.

4 X 400 RELAY - 1. Mississippi Valley St., 3:05.40; 2. Texas Southern, 3:07.67; 3. Southern U. LA, 3:07.97; 4. Jackson St. MS, 3:09.63; 5. Southwest TX, 3:09.84; 6. Abilene Christian TX, 3:11.42; 7. Angelo St. TX, 3:11.76; 8. Saginaw Valley St. MI, 3:13.09; 9. Wayland Baptist TX, 3:13.1.

Steeplechase - 1. Kregg Einspahr, Concordia NE, 8:45.69; 2. Pat Porter, Adams St. CO, 8:55.66; 3. Calvin McQueen, Saginaw Valley St. MI, 8:56.06; 4. Curt Fiedler, Black Hills St. SD, 8:59.20; 5. John Stadwick, Saginaw Valley St. MI, 9:13.89; 6. J.P. Worcester, Fort Hays St. KS, 9:14.55; 7. Kirby Herschberger, Manchester IN, 9:21.88; 8. Glenn Magrum, Hillsdale MI, 9:22.42; 9. Joe Ward, Texas Southern, NT. (RECORD)

5000 Meter - 1. Dave Finnestad, Malone OH, 14:33.80; 2. Gordon Sanders, Hillsdale MI, 14:34.75; 3. Keenan Hart, Southern Utah St., 14:35.30; 4. Paul Mausling, Macalester MN, 14:36.37; 5. Steve Delalo, Southwestern KS, 14:36.91; 6. Donald Stearns, Eastern Oregon St., 14:37.64; 7. Mark Huber, South Dakota Tech, 14:42.1; 8. Arnie Falk, Valley City St. ND, 14:43.83; 9. Joe Yurkovich, Malone OH, NT.

10,000 Meter Run - 1. Gordon Sanders, Hillsdale MI, 29:50.07; 2. Donald Stearns, Eastern Oregon, 29:50.67; 3. Arnie Falk, Valley City St. ND, 29:57.76; 4. Paul Mausling, Macalester MN, 29:59.67; 5. Joe Yurkovich, Malone OH, 29:59.87; 6. Keenan Hart, Southern Utah St., 30:01.39. (RECORD)

10,000 Meter Walk - Ray Sharp, Wisconsin-Parkside, 43:31.23; 2. Torry Linebloom, Western Washington, 46:50.88; 3. Jeff Ellis, Wisconsin-Stevens Point, 47:05.21; 4. Sam Shick, Lewis and Clark OR, 47:17.09; 5. Mel McGinnis, Spring Arbor MI, 48:05.25; 6. Fabian Knizacky, Aquinas MI, NT; 7. Kenneth Gissing, Wisconsin-Stout, NT; 8. Tom McMillan, Wisconsin-LaCrosse, NT; 9. Ken Eickholt, Aquinas MI, NT; 10. John Williams, Wisconsin-Platteville, NT; 11. Mark Young, Park MO, NT; 12. Will Preischel, Wisconsin-Parkside, NT. (RECORD)

Marathon - 1. Karl Neidermeier, Fort Hays St. KS, 2.29:52.22; 2. Joe Broze, C. of St. Thomas MN, 2.30:27.81; 3. Jeff Rawlins, Malone OH, 2.30:32.92; 4. Jon Black, California Lutheran, 2.31:49.60; 5. Greg Kuiper, Dordt IA, 2.32:40.20; 6. Randy Jarzynka, Chadron St. NE, 2.36:18.97; 7. John Lisak, Manchester IN, 2.38:40.67; 8. Stacy Cooke, Fort Hays St. KS, 2.39:12.96; 9. Bill Pewen, Southern Oregon, 2.39:18.25; 10. Pat Flanigan, Southwestern KS, 2.39:44.90.

Discus - 1. Martin Guerrero, Abilene Christian TX, 59.84 (196'4"); 2. Paul Kendrick, Hamline MN, 56.40 (185'); 3. Roger Axelsson, Point Loma CA, 56.38 (185'); 4. Bob Urey, Malone OH, 55.40 (181'9"); 5. David Simmons, Abilene Christian TX, 53.04 (174'0"); 6. Doug Barnett, Azusa Pacific CA, 52.26 (171'5"); 7. Mike Gallagher, East Texas St., 50.26 (164'11"); 8. Byron Sawyer, McMurry TX, 49.50 (162'5"); 9. Randy Russell, Pittsburg St. KS, 48.96 (160'7").

Long Jump - 1. Britt Courville, Texas Southern, 7.88 (25'10½"); 2. Julius Meekins, Pembroke St. NC, 7.66 (25'-1½"); 3. Bill Patza, Wisconsin-LaCrosse, 7.54 (24'9"); 4. James Palmer, Texas Southern, 7.54w (24'9"); 5. Ray Smith, Wayland Baptist TX, 7.46 (24'-5 3/4"); 6. Adrian Sampson, Southern Utah, 7.46 (24'5 3/4"); 7. Jerry Hollingshead, Western St. CO, 7.34 (24'1"); 8. Nick Kohler, Adams St. CO, 7.30 (23'11½"); 9. Arnold Atkins, Angelo St. TX, 7.28 (23'10 3/4")

High Jump - 1. Joe Wise, Arkansas Tech, 2.15 (7' 3/4"); 2. Herman Hammons, Hendrix AR, 2.15 (7' 3/4"); 3. Jerry Hollingshead, Western St. CO, 2.10 (6'10 3/4"); 3. Dave Trost, Augsburg MN, 2.10 (6' 10 3/4"); 5. George Milton, Southern Arkansas, 2.10 (6'10 3/4"); 6. Dan Gifford, Hillsdale MI, 2.10 (6'10 3/4") - TIE - 6. Everett Champion, Southern U.-Baton Rouge LA, 2.10 (6'10 3/4"); 8. Mike Ronca, Wisconsin-LaCrosse, 2.10 (6'10 3/4").

Shot Put - 1. Bob Urey, Malone OH, 18:32 (60'1 1/4"); 2. Doug Barnett, Azusa Pacific CA, 17.54 (57'6½"); 3. Martin Guerrero, Abilene Christian TX, 17.48 (56'4½"); 4. Ricky Steely, Cumberland KY, 17.18 (56'4½"); 5. Jim Jacoby, Western St. CO, 16.98 (55'8½"); 6. David Simmons, Abilene Christian TX, 16.92 (55'6½"); 7. Paul Kendrick, Hamline MN, 16.68 (54'8 3/4"); 8. Bill Gillespie, Liberty Baptist VA, 16.68 (54'8 3/4"); 9. Donald Heaven, St. Augustine's NC, 16.16 (53'½").

Hammer - 1. Doug Barnett, Azusa Pacific CA. (RECORD) 62.60 (205' 4"); 2. Doug Gillard, Ferris St. MI, 58.80 (192'11"); 3. Ben Laser, Saginaw Valley St. MI, 53.20 (174'6"); 4. Jeff Clark, Bethany KS, 52.96 (173'9"); 5. Tom O'Rourke, Bethany KS, 52.26 (171'5"); 6. John Grywinski, Simon Fraser CAN, 51.98 (170'6"); 7. Rod Ritter, Western Washington, 51.00 (167'4"); 8. Gary Kinsey, Saginaw Valley St. MI, 50.86 (166'10"); 9. Mark Mosey, Hillsdale MI, 50.82 (166'9").

Javelin - 1. Mike Barnett, Azusa Pacific CA (RECORD) 77.92 (255'8"); 2. Robert Shirts, Southern Utah, 71.60 (234'11"); 3. Ed Boos, Minot St. ND, 70.30 (230'8"); 4. Todd Lovell, Lewis & Clark OR, 68.98 (226'4"); 5. Gary Sechrist, Fort Hays St. KS, 68.72 (225'5"); 6. Mark Waldera, Moorhead St. MN, 68.14 (223'7"); 7. Tim Nelson, Azusa Pacific CA, 67.80 (222'5"); 8. Steve Davis, Southwestern KS, 65.66 (215'5").

Pole Vault - 1. Brad Pursley, Abilene Christian TX, 5.26 (17'3"); 2. Kurt Siebold, Oklahoma Christian, 5.26 (17'3"); 3. Tim Bright, Abilene Christian TX, 5.20 (17' 3/4"); 4. Kim Stewart, Fort Hays St. KS, 5/08 (16'8"); 5. Brad Nachtigal, Fort Hays St. KS, 4.98 (16'4"); 6. Bob Williams, Abilene Christian TX, 4.98 (16'4"); 7. Dave Robley, Moorhead St. MN, 4.88 (16'1/4"); 8. Tab Felts, Tarleton St. TX, 4.72 (15'5 3/4"); -TIE- 8. David George, Oklahoma Christian, 4.72 (15'5 3/4").

Triple Jump - 1. Cary Tyler, Biola CA, 16.66 (54'8" - not certified) RECORD 16.32 (53'6 1/2") 2nd jump; 2. Charles Swindell, Pembroke St. NC, 16.16w (53'1/2"); 3. Britt Courville, Texas Southern, 16.00w (52'6"); 4. Jeff Edwards, Hastings NE, 15.75 (51'8"); 5. Ed Brown, Saginaw Valley St. MI, 15.58w (51'1 1/2"); 6. Gideon Cheruiyot, Angelo St. TX, 15.49 (50'9 3/4"); 7. Dorant Bartlett, St. Augustine's NC, 15.48 (50'9 1/2"); 8. Morgan Tharpe, Texas Southern, 15.46 (50'8 3/4"); 9. Rod McClendon, Moorhead St. MN, 15.45 (50'8 1/2").

Decathlon - 1. Doug Larson, Whitworth WA, 7516; 2. Neville Laverett, Angelo St. TX, 7468; 3. Greg Culp, Arkansas-Monticello, 7066; 4. Alan Stahlecker, Adams St. CO, 6946; 5. Phil Schot, Pacific Lutheran WA, 6903; 6. Dave Pullin, Lewis & Clark OR, 6893; 7. Doug Murray, Defiance OH, 6851; 8. Don Phillips, Oklahoma Baptist, 6717; 9. Doug Loisel, Azusa Pacific CA, 6643; 10. Greg Hansen, Willamette OR, 6465; 11. Kip Johnson, Western Oregon St., 6438; 12. David Anderson, Southwest Texas St., 5848; 13. Rus Jewett, Pittsburg St. KS, 5747; Ken Day, Adams St. CO, DNF; Dave Toalson, Point Loma CA, DNF.

RESULTS - 1ST NAIA NATIONAL TRACK & FIELD CHAMPIONSHIPS - 1981

WOMEN'S DIVISION

100 Meter - 1. Angel Doyle, Southern U. LA, :11.85; 2. Esther Hope, Jackson St. MS, :11.93; 3. Shelia LaBome, Prairie View TX, :12.14; 4. Linda Weekly, Texas Southern, :12.15; 5. Antionette Gilbert, St. Augustine's NC, :12.17; 6. Carol Williams, Mississippi Valley St., :12.20; 7. Cora Sherman, Texas Southern, :12.32; 8. Rondolyn Givens, Hampton Inst. VA, :12.51; 9. Pamela Cook, Jackson St. MS, :12.50.

100 Meter Hurdles - 1. Linda Weekly, Texas Southern, :13.83; 2. Lillian Cole, Alabama State, :14.33; 3. Terri Walters, Texas Southern, :14.37; 4. Rhonda Scott, Southern U. LA, :14.69; 5. Thomasina Busch, Hampton Inst. VA, :14.83; 6. Carmen Porter, Texas Southern, :14.87; 7. Towanna Rodgers, Texas Southern, :14.86; 8. Verlonnda Leonard, Texas Southern, :15.02; 9. Annette Harris, East Texas State, NT.

200 Meter - 1. Angel Doyle, Southern U. LA, :23.98; 2. Denise Cox, Texas Southern, :24.69; 3. Esther Hope, Jackson St. MS, :24.73; 4. Cora Sherman, Texas Southern, :24.81; 5. Sheila LaBome, Prairie View TX, :24.88; 6. Carol Williams, Mississippi Valley St., :24.94; 7. Antionett Gilbert, St. Augustine's NC, :24.98; 8. Mary Ann Higgs, Prairie View TX, :24.99; 9. Donna Lazard, Texas Southern, :25.51.

400 Meter - 1. Loretta Edwards, Prairie View TX, :54.38; 2. Evette Jones, Hampton Inst. VA, :54.84; 3. Earnestine Hanna, Texas Southern, :55.66; 4. Joyce Townson, Texas Southern, :55.99; 5. Jeanice Gunner, Texas Southern, :57.00; 6. Yvette Joseph, Jackson St. MS, :57.87.

400 Meter Hurdles - 1. Felicia Durham, Southern U. LA, 1:00.47; 2. Kathy Freeman, Southern U. LA, 1:01.12; 3. Lynn Gamble, Prairie View TX, 1:03.16; 4. Verlonda Leonard, Texas Southern, 1:03.62; 5. Colleen Donnelly, Adams St. CO, 1:03.82; 6. Venessa Cole, Mississippi Valley St., 1:04.20; 7. Sherri Barnes, Hampton Inst. VA, 1:04.51; 8. Tawanna Rodgers, Texas Southern, 1:04.68; 9. Jayne Brummer, Kearney St. NE, 1:07.00.

4 X 100 Meter Relay - 1. Texas Southern, :45.41; 2. Jackson St. MS, :45.72; 3. Prairie View TX, :45.87; 4. Southern U. LA, :46.20; 5. St. Augustine's NC, :46.92; 6. Hampton Inst. VA, :47.28; 7. Mississippi Valley St., NT; 8. Kearney St. NE, NT.

800 Meter - 1. Cherritta Jackson, Texas Southern, 2:12.05; 2. Tawana Thompson, Texas Southern, 2:13.17; 3. Mary Damiani, Southern Utah, 2:13.48; 4. Sandra Scott, Texas Southern, 2:15.09; 5. Daren Rudd, Simon Fraser CAN, 2:16.15; 6. Radius Jackson, Jackson St. MS, 2:16.20; 7. Gina Smith, Jackson St. MS, 2:17.81; 8. Donna Bean, Jackson St. MS, 2:20.71; 9. Denise Levy, St. Augustine's NC, NT.

1500 Meter - 1. Mary Danian, Southern Utah, 4:32.35; 2. Kellie Benzow, Wisconsin-Parkside, 4:37.42; 3. Denise Falzone, Adams St. CO, 4:37.70; 4. Lesha Wood, Emporia St. KS, 4:38.07; 5. McDonna Redd, Texas Southern, 4:45.10; 6. Angie Dikschus, School of the Ozarks MO, 4:46.39; 7. Sue Torres, Fort Hays St. KS, 4:46.56; 8. Donna Beane, Jackson St. MS, 4:50.40; 9. Lynn Mack, Doane NE, 4:53.71; 10. Flo Renner, Tarkio MO, 4:54.52.

3000 Meter - 1. Angie Piksusch, School of the Ozarks MO, 10:11.55; 2. Gayla Rothers, Pittsburg St. KS, 10:18.1; 3. Kellie Benzow, Wisconsin-Parkside, 10:19.74; 4. Mary Jaqua, Adams St. CO, 10:19.79; 5. Lesha Wood, Emporia St. KS, 10:21.3; 6. Sharon Hocthus, Concordia NE, 10:31.99; 7. Linda Roger, Fort Hays St. KS, 10:37.88; 8. Kathy Bowman, Saginaw Valley St. MI, 10:40.6; 9. Kathy Harders, Kearney St. NE, 10:42.29.

Medley Relay - 1. Prairie View TX, 1:40.55; 2. Southern U.-Baton Rouge LA, 1:40.95; 3. Texas Southern, 1:41.53; 4. Hampton Inst. VA, 1:44.83; 5. Jackson St. MS, 1:46.24; 6. East Texas, 1:47.20; 7. St. Augustine's NC, 1:48.50; 8. Adams St. CO, NT; 9. Wisconsin-Parkside, NT.

4 X 400 Relay - 1. Texas Southern, 3:40.24; 2. Prairie View TX, 3:41.16; 3. Southern U. LA, 3:41.80; 4. Mississippi Valley St., 3:44.38; 5. Jackson St. MS, 3:47.99; 6. Hampton Inst. VA, 3:50.2; 7. Adams St. CO, 3:56.27; 8. St. Augustine's NC, NT.

4 X 800 Relay - 1. Texas Southern, 8:54.34; 2. Jackson St. MS, 9:12.54; 3. Midland NE, 9:15.49; 4. Emporia St. KS, 9:29.86; 5. St. Augustine's NC, 9:33.8; 6. Saginaw Valley St. MI, 9:35.59; 7. Kearney St. NE, NT.

5000 Meter - 1. Wendy Burman, Wisconsin-Parkside, 17:03.77; 2. Angie Piksusch, School of the Ozarks MO, 17:28.20; 3. Mary Jagua, Adams St. CO, 17:50.00; 4. Linda Roger, Fort Hays St. KS, 18:08.67; 5. Rosemary Hessman, Pittsburg St. KS, 18:10.66; 6. Marcy Nesbitt, Hillsdale MI, 18:13.20; 7. Kathie Daffer, Hastings NE, 18:26.01; 8. Jeanne Murphy, Chadron St. NE, 18:55.76; 9. Janet Wilson, Pittsburg St. KS, 19:05.90; 10. Edie Brantley, Berry GA, NT.

Marathon - 1. Wendy Burman, Wisconsin-Parkside, 2:59:44.10; 2. Liz Garman, Azusa Pacific CA, 3:17:03.42; 3. Liz Kyger, School of the Ozarks MO, 3:26:11.45; 4. K. C. Curran, Marymount KS, 3:39:21.00; 5. Jackie Zerr, Marymount KS, 3:29:21.00; 6. Gail Cox, School of the Ozarks MO, 3:47:27.86.

Long Jump - 1. Cornelia Jackson, Jackson St. MS, 5.96 (19'6 3/4") - 2nd best 5.88; 2. Thomasina Busch, Hampton Inst. VA, 5.96w (19'6 3/4") - 2nd best 5.84; 3. Lori Risenhoover, Adams St. CO, 5.96w (19'6 3/4") - 2nd best 5.82; 4. Annette Harris, East Texas St., 5.90w (19'4 1/2"); 5. Cynthia Johnson, Wiley TX, 5.78w (18'11 1/2"); 6. Annette Reaves, Jackson St. MS, 5.76w (18'10 3/4"); 7. Vogel Newsome, Mississippi Valley St., 5.78w (18'11 1/2"); 8. Sue Steeby, Saginaw Valley St. MI, 5.64 (18'6"); 9. Deidria Jackson, Prairie View TX, 5.60 (18'4 1/2").

High Jump - 1. Sybil Reddick, Texas Southern, 1.79 (5'10 1/2"); 2. Cynthia Gilbert, Berry GA, 1.71 (5'7 1/2"); 3. Andronike Green, Jackson St. MS, 1.67 (5'5 3/4"); 4. Patty Gleason, Hastings NE, 1.67 (5'5 3/4"); 5. Susie Anderson, Kearney State NE, 1.67 (5'5 3/4"); 6. Roberta Harper, Texas Southern, 1.62 (5'3 3/4") -TIE- 6. Charmine Collins, Azusa Pacific CA, 1.62 (5'3 3/4"); 8. L. Joiner, Eastern New Mexico, 1.59 (5'2 1/2").

Shot Put - 1. Karen Waddell, Prairie View TX, 14.18 (46'6 1/2"); 2. Vandora Wilson, Fort Hays St. KS, 14.07 (46'2"); 3. Woodie Wilson, Prairie View TX, 13.68 (44'10 1/2"); 4. Lynette Antione, St. Augustine's NC, 13.50 (44'3 1/2"); 5. Tena Forrester, Saginaw Valley St. MI, 13.11 (43' 1/2"); 6. Cindy Young, Adams St. CO, 12.81 (42' 1/2"); 7. Gretta Chestnut, Texas Southern, 12.80 (42'0"); 8. Paula Evans, Kearney St. NE, 12.51 (41' 1/2"); 9. Patricia Thomas, Prairie View TX, 12.43 (40'9 1/2").

Discus - 1. Pam Schmott, Midland Lutheran NE, 43.94 (144'2"); 2. Lynette Antione, St. Augustine's NC, 43.90 (144'0"); 3. Vandora Wilson, Fort Hays St. KS, 43.04 (141'2"); 4. Woodie Wilson, Prairie View A&M TX, 42.86 (140'7"); 5. Cindy Young, Adams St. CO, 41.64 (136'7"); 6. C. Zackary, East Texas St., 40.66 (133'5"); 7. N. Asche, Concordia NE, 40.44 (132'8"); 8. Patricia Thomas, Prairie View TX, 39.94 (131'0"); 9. Janet Graff, Kearney St. NE, 39.92 (131'0").

Javelin - 1. Michaele McCandless, Simon Fraser CAN, 44.88 (147'3"); 2. Casey Jacomazzi, Azusa Pacific CA, 43.46 (142'7"); 3. Judy Becker, Emporia St. KS, 42.16 (138'4"); 4. Janette Poitier, St. Augustine's NC, 39.74 (130'4"); 5. Gina Youngblood, Fort Hays St. KS, 38.64 (126'9"); 7. Patti Rietze, Point Loma CA, 38.40 (120'0"); 7. Pam Schmidt, Midland Lutheran NE, 38.34 (125'10"); 8. Janet Essmann, Midland Lutheran NE, 37.98 (124'7"); 9. J. Rowell, East Texas St., 37.38 (122'8").

COACH OF THE YEAR
(Men's Division)
JACK HAZEN, MALONE, OH

COACH OF THE YEAR
(Women's Division)
LAVERNE SWEAT, HAMPTON INSTITUTE VA

Herbert B. Marett Outstanding Performer - Men's Division
DOUG BARNETT, AZUSA PACIFIC CA

Herbert B. Marett Outstanding Performer - Women's Division
WENDY BURMAN, WISCONSIN-PARKSIDE

30TH ANNUAL NAIA OUTDOOR TRACK AND FIELD CHAMPIONSHIP
(Men's Division)

Houston, Texas

May 21-23, 1981

TEAM SCORING

<u>School</u>	<u>Pts.</u>	<u>School</u>	<u>Pts.</u>
1 Mississippi Valley State	62	24 Western State CO	8
2 Texas Southern	59	33 Bethany KS	6
3 Abilene Christian TX	54	33 Minot State ND	6
4 Malone OH	32	33 Wisconsin-LaCrosse	6
4 Jackson State MS	32	33 Valley City State ND	6
6 Azusa Pacific CA	29	33 Arkansas-Monticello	6
6 Pembroke State NC	29	33 Southern Colorado	6
6 Saginaw Valley State MI	29	33 Wisconsin-Stevens Point	6
9 Adams State CO	24	33 LeTourneau TX	6
10 Fort Hays State KS	19	33 Point Loma CA	6
10 Hillsdale MI	19	33 St. Augustine's NC	6
12 Southern-Baton Rouge LA	18	43 Augsburg MN	4
12 Texas A&I	18	43 Cumberland KY	4
14 Southern Utah State	16	43 California Lutheran	4
15 Wayland Baptist TX	15	43 Black Hills State SD	4
16 Angelo State TX	12	43 Sam Houston TX	4
17 Arkansas Tech	10	43 Hastings NE	4
17 Wisconsin-Parkside	10	43 Southern Arkansas	4
17 Whitworth WA	10	50 Pacific Lutheran WA	2
17 Concordia NE	10	50 Spring Arbor MI	2
17 Biola CA	10	50 Dordt IA	2
22 Lewis & Clark OR	9	50 Taylor IN	2
22 Eastern Oregon	9	50 Southwestern KS	2
24 Ferris State MI	8	50 Southwest Texas State	2
24 Hendrix AR	8	56 Prairie View TX	1
24 Western Washington	8	56 Chadron State NE	1
24 St. Thomas MN	8	56 Aquinas MI	1
24 Oklahoma Christian	8	56 Wayne State NE	1
24 Central State OK	8	56 Moorhead State MN	1
24 Hamline MN	8	56 Simon Fraser CAN	1
24 Macalester MN	8		

1ST NAIA OUTDOOR TRACK AND FIELD CHAMPIONSHIP
Women's Division

<u>School</u>	<u>Pts.</u>	<u>School</u>	<u>Pts.</u>
1 Texas Southern	115½	15 Simon Fraser CAN	12
2 Prairie View TX	68	16 Pittsburg State KS	10
3 Southern-Baton Rouge LA	60	17 Alabama State	8
4 Jackson State MS	57	17 Berry GA	8
5 Wisconsin-Parkside	34	19 Mississippi Valley State	7
6 Adams State CO	27	20 East Texas State	6
7 School of the Ozarks MO	26	20 Marymount KS	6
8 Hampton Institute VA	24	22 Hastings NE	4
9 St. Augustine's NC	22	23 Saginaw Valley State MI	3
10 Fort Hays State KS	20	24 Kearney State NE	2
11 Azusa Pacific CA	16½	25 Wiley TX	2
12 Southern Utah State	16	26 Concordia NE	1
12 Emporia State KS	16	26 Point Loma CA	1
12 Midland Lutheran NE	16	26 Hillsdale MI	1

National Association of Intercollegiate Athletics



OFFICIAL STATISTICS

Hot Line (816) 842-7979

NAIA TRACK
FINAL REPORT

1221 Baltimore, Kansas City, Missouri 64105

(816) 842-5050

May 12, 1981

NAIA TRACK & FIELD

()=NAIA Qualifying Mark/w=Wind Aided/m=meters/y=yards
Marks are converted to Automatic Times (when reported as HT.)
All Running Events are in Meters unless otherwise noted

MEN'S DIVISION

100 METER DASH (:10.6) NAIA RECORD-:10.53

Larry White, Mississippi Valley St.:10.24
Frederick Johnson, Mississippi V.St.:10.27
Charles Pickens, Mississippi Valley:10.29
Steve Parker, Abilene Christian TX :10.30
John Davis, Southern U.-BR LA :10.31
Robert Williams, Arkansas-Pine Bluff:10.33
Micheal Lawson, St. Augustine's NC :10.36
Adrian Stacik, Southern U.-BR LA :10.37
Alvin Matthias, Adams State CO :10.37
Ray Smith, Angelo State TX :10.37
Jeff Fisher, Howard Payne TX :10.40
Gilbert Rolle, St. Augustine's NC :10.40
Michael Nettles, Texas Southern :10.40
Morris Jackson, Jackson State MS :10.44
James Craig, Southern U.-NO LA :10.50
Eddie Braddy, Arkansas-Pine Bluff :10.50
Darrel Green, Texas A&I :10.51
Sylvester Stamps, Jackson State MS :10.52
Stacy Robinson, Prairie View TX :10.53
Ricky Moxey, Texas Southern :10.54
Adrian Stacia, Southern U.-BR LA :10.54
Willie Russell, Southwest Texas St.:10.30w
Darrell Green, Texas A&I :10.30w

200 METER DASH (:21.4) NAIA RECORD-:20.15

Larry White, Mississippi Valley St.:20.52
Don Wiley, Southern U.-BR LA :20.58
Charles Pickens, Mississippi V. St.:20.62
Jeff Fisher, Howard Payne TX :20.80
Nate Sloan, Mississippi Valley St. :20.86
Ricky Moxey, Texas Southern :20.98
Frederick Johnson, Mississippi V.St.:20.99
Paul White, Norfolk State VA :21.02
Micheal Lawson, St. Augustine's NC :21.10
Stacy Robinson, Prairie View TX :21.11
Sertero Burnett, Texas Southern :21.12
Barry Samples, Angelo State TX :21.22
Kenneth McMillian, Pembroke St. NC :21.22
Mike Francis, Southwest Texas St. :21.22
Lee Gray, Prairie View TX :21.23
Sylvester Stamps, Jackson St. MS :21.24

200 METER DASH (Cont'd)

Ray Smith, Wayland Baptist TX :21.26
Robert Williams, Arkansas-Pine Bluff:21.28
Adrian Stacia, Southern U.-BR LA :21.27
Stanley King, Winston-Salem NC :21.30
Evans Lalas, Saginaw Valley St. MI :21.30
Anthony Daniels, Ouachita Baptist AR:21.33
Darrell Green, Texas A&I :20.84w

400 METER DASH (:47.4) NAIA RECORD- :45.74

Eugene Saunders, Mississippi V. St. :45.62
Mark Rowe, Jackson State MS :45.72
Charles Phillips, Sam Houston TX :46.25
Kevin Jones, Northwood Inst. MI :46.56
Donald Winey, Southern U.-BR LA :46.57
Joel Ngetich, Wayland Baptist TX :46.62
Kenneth Davis, Southern U.-NO LA :46.99
Joseph Bland, Southern U.-BR LA :47.00
Tyrone Cross, Texas Southern :47.10
Cliff Chatham, Southwest Texas St. :47.23
Leon Moore, Southern U.-BR LA :47.38
Michael Woods, Southern U.-NO LA :47.40
Kenneth Williams, Texas Southern :47.40
Kenneth Sanders, Fayetteville St. NC:47.40
Don Stephens, Texas College :47.42
Sam Council, Pembroke State NC :47.42
Willis Hudson, Alcorn State MS :47.43
Willis Alexander, Jackson State MS :47.62
Richard Prets, Sam Houston St. TX :47.88

800 METERS (1:50.9) NAIA RECORD - 1:47.02

Joel Ngetich, Wayland Baptist TX 1:47.22
Bill Ashley, Angelo State TX 1:48.53
Mike Tapscott, Southwest Texas St. 1:49.34
Eugene Saunders, Mississippi V. St.1:49.81
Jeremy Krone, Angelo State TX 1:49.81
John Wallace, Texas Southern 1:50.10
Clifton Perry, Texas Southern 1:50.15
Mike Watson, Jackson State MS 1:50.22
Rick Kittley, Abilene Christian TX 1:50.25

800 METERS (Cont'd)

Robert Bullard, Texas Southern	1:50.68
Ron Caten, Wayland Baptist TX	1:50.78
Wes Kittley, Abilene Christian TX	1:50.79
Brian Starks, Texas Southern	1:50.88
Duane Ingraham, Spring Arbor MI	1:50.88
Robert Wilson, Jackson State MS	1:50.92
Dan Prose, Saginaw Valley St. MI	1:51.12
Eric Pierce, Prairie View TX	1:51.36
Joe Vortherms, Mankato State MN	1:51.42
Sam Motari, Lubbock Christian TX	1:51.52

1500 METERS (3:49.5) NAIA RECORD - 3:44.88

Brad Erickstad, LeTourneau TX	3:43.37
John Esquibel, Adams State CO	3:46.49
Michael Watson, Jackson State MS	3:46.42
Robert Wilson, Jackson State MS	3:49.12
Anthony Appoy, Jackson State MS	3:49.62
Matt White, Cumberland KY	3:49.80
Chandler Pruitt, Angelo State TX	3:51.02
Dave Finnestad, Malone OH	3:51.27
Dave Stimpson, Saginaw Valley MI	3:51.32
Keenan Hart, Southern Utah	3:52.42
John Studwick, Saginaw Valley MI	3:52.42
Walter Bliss, Taylor IN	3:52.92
Frank Houston, Abilene Christian TX	3:53.42
Bob Sargent, Pacific Lutheran WA	3:53.42
Ed LaBair, Saginaw Valley St. MI	3:53.42
Scott Schaper, Mankato State MN	3:53.85

5000 METERS (14:42.4) NAIA RECORD - 14:04.44

Allen Poole, Jackson State MS	13:58.32
Pat Alexander, Alcorn State MS	14:01.22
Joe Yurkovich, Malone OH	14:11.54
Dave Finnestad, Malone OH	14:11.56
Steve Delano, Southwestern KS	14:25.00
Jeff Gantz, Malone OH	14:28.45
Don Stearns, Eastern Oregon St.	14:28.80
Greg Lovercamp, Azusa Pacific CA	14:28.82
Mark Huber, South Dakota Tech	14:29.80
David Lewis, Pembroke State NC	14:30.00
Relvin Huston, Pembroke State NC	14:30.00
Jerrold Wymia, Dordt IA	14:31.50
Gordon Sanders, Hillsdale MI	14:33.82
Dean Stewart, Malone OH	14:36.10
David Peterson, St. Olaf MN	14:36.50
Steve Parker, Pitt./Johnstown PA	14:37.32
Arnie Falk, Valley City St. ND	14:37.40
Calvin McQueen, Saginaw Valley MI	14:38.00
Mike Miller, Pitt./Johnstown PA	14:38.22
David Fleming, Willamette OR	14:38.70
Craig Williams, Pembroke St. NC	14:40.00
Brad Erickstad, LeTourneau TX	14:40.96

10,000 METERS (31:01) NAIA RECORD - 30:07.55

Joe Yurkovich, Malone OH	29:32.20
Dave Finnestad, Malone OH	29:41.42

10,000 METERS (Cont'd)

Keenan Hart, Southern Utah St.	29:43.80
Phil Phimister, Central Wash.	29:46.72
Arnie Falk, Valley City St. ND	30:04.32
Javier Tamez, Tarleton State TX	30:05.22
David Lewis, Pembroke State NC	30:05.22
Joel Marchand, Malone OH	30:05.32
Relvin Huston, Pembroke State NC	30:11.22
Craig Williams, Pembroke State NC	30:19.22
Spence Peterson, Saginaw Valley MI	30:27.15
Dave Sederquist, Moorhead St. MN	30:27.99
John Freeburg, Central Washington	30:29.22
Don Stearns, Eastern Oregon St.	30:47.92
John Steinbery, Ferris State MI	30:48.72
Rick McQueen, Walsh OH	30:49.82
Jeff Niespodziany, Manchester IN	30:50.58
Paul Waldie, Simon Fraser CAN	30:51.92
Jerry Husz, Wisconsin-LaCrosse	30:55.38
Steve Taylor, Lewis & Clark OR	30:59.22

10,000 METER WALK (50:55.3) - NAIA 44:41.90

Ray Sharp, Wisconsin-Parkside	42:12.2
Sam Shick, Lewis & Clark OR	45:57.2
Tom McMillan, Wisconsin-LaCrosse	47:02.33
Mel McGinnis, Spring Arbor MI	47:15.0
Steve Umphrey, Saginaw Valley MI	47:32.0
Terry Lingbloom, Western Wash.	47:44.0
Ken Gissing, Wisconsin-Stout	48:04.0
Mark Young, Park MO	48:08.8
Will Preischel, Wisconsin-Parkside	48:34.9
Steve Smith, Spring Arbor MI	49:32.0
Brad Jacobs, Lewis & Clark OR	53:36.6
John Kerfoot, Eastern Oregon St.	53:37.3

3,000 STEEPLE (9:14.4) NAIA REC. - 8:47.49

Kregg Einspahr, Concordia NE	8:40.25
Graham MacDonald, Simon Fraser CAN	8:49.32
Pat Porter, Adams State CO	8:58.69
Curt Fiedler, Black Hills St. ND	9:01.32
Mark Sybilrud, Mankato State MN	9:08.52
J.P. Worcester, Ft. Hays St. KS	9:08.87
Steve Parker, Pitt./Johnstown PA	9:08.80
Calvin McQueen, Saginaw Valley MI	9:09.00
David Peterson, St. Olaf MN	9:11.82
John Stadwick, Saginaw Valley MI	9:12.90
Ivan Solero, Liberty Baptist VA	9:12.92
Bruce Cyra, Western Washington	9:15.00
Jeff Miller, Wisconsin-LaCrosse	9:16.22

MARATHON (2:32.36.7) RECORD 2:22:26.49

Jeff Rawlins, Malone OH	2:17.39
Karl Neidermeiek, Ft. Hays St. KS	2:25.52
Stacey Cooke, Fort Hays St. KS	2:26.41
Jon Black, California Lutheran	2:28.35
Terry Drake, Azusa Pacific CA	2:29.32
Dick Dodd, Wisconsin-LaCrosse	2:29.52
Joe Yurkovich, Malone OH	2:31.33

MARATHON (Cont'd)

Andy Black, California Lutheran	2:31.57
Jeff Stilgenbauer, Malone OH	2:32.32
Mickey Stoker, Pembroke State NC	2:34.00
John Lisak, Manchester IN	2:34.40
Pat Flanigan, Southwestern KS	2:36.72
Greg McKinney, Oklahoma Baptist	2:37.10
Mike Wright, Spring Arbor MI	2:49.05

DECATHLON (Entered in Nat'l's) RECORD 7751

Neville Laverett, Angelo St. TX	7323
Greg Culp, Arkansas-Monticello	7125
Alan Stahlecker, Adams State CO	7043
Ernest Skinner, Texas Southern	6950
Ken Day, Adams State CO	6947
Phil Schot, Pacific Lutheran WA	6918
Don Phillips, Oklahoma Baptist	6886
David Pullin, Lewis & Clark OR	6867
Dave Tolson, Point Loma CA	6751
Rus Jewitt, Pittsburg State KS	6741
Doug Loisel, Azusa Pacific CA	6720
Tom Jakubowski, Siena Heights MI	6713
Greg Hansen, Willamette OR	6647
Doug Murray, Defiance OH	6622
Kip Johnson, Western Oregon St.	6596
Ted Campbell, Azusa Pacific CA	6508
Rick Tucker, Park MO	6293
Blake Harris, Western New Mexico	6254
Kyle Bisser, Graceland IA	6180
Gary Yeager, Cedarville OH	5949
Rick Cotton, Southwestern KS	5809
Steve Weidge, Chadron State NE	5664
David Anderson, Southwest Texas St. NM	

110 METER HURDLES (14.5) NAIA REC.-:13.92

Paul Bowe, Jackson State MS	:13.72
Steve Parker, Abilene Christian TX	:13.80
Robert Johnson, Wayland Baptist TX	:13.82
Robert Thomas, Prairie View TX	:13.82
Robert Kennedy, Texas Southern	:13.90
Derrick King, Prairie View TX	:13.91
Johnny Shaw, Texas Southern	:14.02
Carl Powell, Pembroke State NC	:14.02
Tyrone Williams, Jackson State MS	:14.02
David Hayes, Southern U.-BR IA	:14.03
Ray Hollier, Southern U.-BR IA	:14.06
Danny Clark, Prairie View TX	:14.08
John Ritter, Mankato State MN	:14.22
Mike Donley, Southern Colorado	:14.22
Mike Honnick, Adams State CO	:14.27
John Morris, Norfolk State VA	:14.30
Ed Blackburn, Wayne State NE	:14.30
Lamont Bowles, Virginia State	:14.32
Chris Thelwell, St. Augustine's NC	:14.32
Dwayne Aclew, Harding AR	:13.60w

400 METER HURDLES (52.8) NAIA RECORD-:50.45

Ed Brown, Saginaw Valley St. MI	:50.45
Kenn Allen, Texas Southern	:50.88
Carl Powell, Pembroke State NC	:50.92
Eric Perry, Texas Southern	:51.00
Dwain Dieterman, S.F. Austin TX	:51.46
Kenneth Brown, Alabama State	:51.52
Darren Pearson, Southern U.-BR IA	:51.57
Thaddeus Gamble, Prairie View TX	:51.73
Robert Klein, Angelo State TX	:51.90
Danny Dixon, Abilene Christian TX	:51.95
Larry Coleman, Arkansas-Pine Bluff	:52.26
Colin O'Brian, Jackson State MS	:52.40
Darick Bradley, Pembroke State NC	:52.50
Napoleon Hooks, Jackson State MS	:52.61
Bryan McKinley, Prairie View TX	:52.71
Ryan Wardell, Eastern Oregon	:52.80

400 METER RELAY (:41.4) NAIA RECORD-:40.05

Mississippi Valley State	:39.84
Jackson State MS	:40.12
Texas Southern	:40.32
Abilene Christian TX	:40.34
Angelo State TX	:40.45
Southern U.-Baton Rouge LA	:40.50
St. Augustine's NC	:40.86
Wayland Baptist TX	:40.89
Southwest Texas State	:41.07
Pembroke State NC	:41.12
Prairie View TX	:41.20
Howard Payne TX	:41.22
Texas A&I	:41.28
Norfolk State VA	:41.32
Ouachita Baptist AR	:41.48

1600 METER RELAY (3:11.9) RECORD - 3:07.82

Southern U.-Baton Rouge LA	3:06.47
Jackson State MS	3:07.05
Angelo State TX	3:07.47
Southwest Texas State	3:07.83
Mississippi Valley State	3:08.42
Texas Southern	3:08.68
Prairie View TX	3:10.07
Southern U.-New Orleans LA	3:10.58
Abilene Christian TX	3:10.80
Texas College	3:11.82
Fayetteville State NC	3:11.32
Sam Houston State TX	3:11.62
Ouachita Baptist AR	3:11.86

LONG JUMP (24-0) NAIA RECORD - 26-6 $\frac{1}{2}$

Ray Smith, Wayland Baptist TX	25-7
Julius Meekins, Pembroke State NC	25-5
James Palmer, Texas Southern	24-9
Bill Patza, Wisconsin-LaCrosse	24-9
Ferlenzo Holmes, Southern U.-BR IA	24-6
Darrick Strickland, Virginia State	24-6

LONG JUMP (Cont'd)

Britt Courville, Texas Southern	24-6
Aaron Sampson, Southern Utah St.	24-5
Cary Siemson, Fort Hays State KS	24-5
K.C. Jones, Texas A&I	24-4
Dwayne Jdaks, Texas A&I	24-4
Harvey Gales, Jackson State MS	24-4
Kyle Evans, Angelo State TX	24-3
Vincent Laday, Southern U.-BR IA	24-2
Ronald Cutter, Texas College	24-2
Larry Perkins, Jackson State MS	24-2
Kevin Louis, Malone OH	24-1
Ray Pate, Pembroke State NC	24-0

TRIPLE JUMP (48-8) NAIA RECORD - 53-0

Cary Tyler, Biola CA	52-5
Mike Little, Southern Colorado	52-2
Britt Courville, Texas Southern	52-1
Gideon Cheruiyot, Texas Southern	52-1
David McFadgen, Virginia State	51-3
Dorant Bartlett, St. Augustine's NC	51-1
Charles Swindell, Pembroke State NC	51-0
Nick Kohler, Adams State CO	50-5
Ed Brown, Saginaw Valley State MI	50-4
Michael Robinson, Prairie View TX	50-0
Ray Pate, Pembroke State NC	50-0
Ferlenzo Holmes, Southern U.-BR IA	49-11
Kyle Evans, Angelo State TX	49-11
Morgan Tharpe, Texas Southern	49-9
Arnold Atkins, Angelo State TX	49-8
Rod McClendon, Moorhead State MN	49-7
Jeff Edwards, Hastings NE	49-3
Peter Green, Abilene Christian TX	49-2
Don Bunker, Malone OH	49-1

POLE VAULT (15-6) NAIA RECORD - 18-2

Brad Pursley, Abilene Christian TX	17-9
Kurt Siebold, Oklahoma Christian	17-6
Bobby Williams, Abilene Christian TX	16-10
Tim Bright, Abilene Christian TX	16-10
Mike Lynch, Harding AR	16-7
Kim Stewart, Fort Hays State KS	16-3
Dale Robley, Moorhead State MN	16-0
Bruce Bryan, Southern Utah State	16-0
Teb Feits, Tarleton State TX	16-0
Dan Rosena, S.F. Austin TX	15-7
Larry McFarland, Ouachita Baptist	15-6
David George, Oklahoma Christian	15-6
Sean Fister, Park MO	15-6
Ken McIlwain, Malone OH	15-6
Brad Nachtigal, Fort Hays State KS	15-6

HIGH JUMP (6-9) NAIA RECORD - 7-2

Dan Gifford, Hillsdale MI	7-2
Jo Bob Wise, Arkansas Tech	7-2
George Milton, Southern Arkansas	7-1

HIGH JUMP (Cont'd)

Albert Peacock, Ottawa KS	7-0
Dennis Green, Angelo State TX	7-0
David Hemingway, Virginia State	7-0
Tom Dorsey, Rio Grande OH	7-0
Neville Leverett, Angelo State TX	7-0
Danny Widhalm, Central Methodist MO	7-0
Everett Champion, Southern U.-BR IA	7-0
Larry Meyer, Midland NE	6-11
Randy Courtney, Angelo State TX	6-11
James Daugherty, Tarleton State TX	6-10
Mack Hafliiser, Redlands CA	6-10
George Milton, Southern Arkansas U.	6-10
James Watson, Texas Southern	6-10
Tim Fox, Anderson IN	6-10
Dave Phillips, Pembroke State NC	6-10
Larry Perkins, Jackson State MS	6-10
Art Fenty, Prairie View TX	6-10
Nathaniel Epps, Alcorn State MS	6-10
Steve Wester, Tarleton State TX	6-10
Byron Richardson, Manchester IN	6-10
William Lowery, Norfolk State VA	6-10
James Dixon, Norfolk State VA	6-10
Dave Trost, Augsburg MN	6-10
Mike Ronca, Wisconsin-LaCrosse	6-10

SHOT PUT (54-5) NAIA RECORD - 63-1

Bob Urey, Malone OH	66-0
Harold Ledet, Angelo State TX	60-11
Martin Guerrero, Abilene Christian TX	60-4
Doug Barnett, Azusa Pacific CA	57-2
Ron Hausauer, Jamestown ND	57-1
Rick Steely, Cumberland KY	56-8
Joe Reynolds, Abilene Christian TX	55-7
Bill Gillespie, Liberty Baptist VA	55-1
Byron Sawyer, McMurry TX	54-11
David Simmons, Abilene Christian TX	54-9
Bill Holton, Pittsburg State KS	54-7
David Whiting, Abilene Christian TX	54-5
Mark Overgard, Wisconsin-Stout	54-4
Vinny Butka, Bethany KS	54-4

DISCUS (165) NAIA RECORD - 198-5

Bob Urey, Malone OH	194-6
Martin Guerrero, Abilene Christian	186-3
Roger Axelsson, Point Loma CA	181-9
George Barlow, Texas Southern	176-2
David Simmons, Abilene Christian TX	175-1
David Whiting, Abilene Christian TX	174-6
Willie Waugh, West Virginia Wesleyan	170-6
Mike Gallagher, East Texas State	170-2
Ricky Brown, Howard Payne TX	169-11
James Nicks, Prairie View TX	169-2
Ken Luck, Illinois Wesleyan	169-0
Andrew Woodard, Texas Southern	168-8
Joe Reynolds, Abilene Christian TX	167-4

<u>DISCUS (Cont'd)</u>		<u>JAVELIN (212-5) NAIA RECORD -</u>	
Bill Holtom, Pittsburg State KS	167-4	Mike Barnett, Azusa Pacific CA	259-2
Uno Veslerlund, Point Loma CA	167-1	Robert Shirts, Southern Utah State	237-0
Salmon Butt, Wayland Baptist TX	165-0	Ed Boos, Minot State ND	235-1
		Mark Waldera, Moorhead State MN	232-3
<u>HAMMER (162-8) NAIA RECORD -</u>	<u>200-11</u>	Todd Lovell, Lewis & Clark OR	230-6
Doug Barnett, Azusa Pacific CA	207-11	Mark Fischer, Jamestown ND	230-4
Douglas Gillard, Ferris State MI	196-9	Tim Nelson, Azusa Pacific CA	226-7
Marty Sheridan, Ferris State MI	177-3	John Leininger, Jamestown ND	223-7
Jeff Clark, Bethany KS	175-7	Bill Gies, Southwestern KS	220-0
Dan Newmarch, Ferris State MI	172-6	Gary Seichrist, Fort Hays State KS	216-5
Ben Laser, Saginaw Valley State MI	172-6	Kurt Gruenbacher, Benedictine KS	214-3
Tom O'Rourke, Bethany KS	172-4	Steve Davis, Southwestern KS	213-0
Ron Ponciano, Azusa Pacific CA	172-1	Mike Burton, Anderson IN	212-11
Rod Ritter, Western Washington	171-4	Neville Leverett, Angelo State TX	211-6
Tim Nelson, Azusa Pacific CA	163-7	Don Phillips, Oklahoma Baptist	211-3
John Grywinski, Simon Fraser CAN	162-8	Mike Carter, Clarion State PA	210-8
Mark Mossey, Hillsdale MI	162-0	Rich Piekarski, Clarion State PA	209-0
Neil Weaver, Pacific Lutheran WA	160-10	Darren Llewellyn, Greenville IL	208-7

WOMEN'S DIVISION100 METERS (:12.0)

Esther Hope, Jackson State MS	:11.36
Shelia LaBone, Prairie View TX	:11.37
Linda Weekly, Texas Southern	:11.40
Cora Sherman, Texas Southern	:11.45
Wanda Nicholson, Southern U.-BR IA	:11.50
Angela Doyle, Southern U.-BR IA	:11.67
Cassandra Graham, Prairie View TX	:11.69
Donna Lazard, Texas Southern	:11.70
Judi Wynn, Texas Southern	:11.71
Carol Turner, Mississippi Valley St.	:11.93
Antionette Gilbert, St. Augustine's	:11.82
Deidra Jackson, Prairie View TX	:11.88
Carol Williams, Mississippi Valley	:11.89
Rhonda Adams, Prairie View TX	:11.96
Rondollyn Givens, Hampton Inst. VA	:11.02y
Donna Wilson, Prairie View TX	:12.08
Cynthia Johnson, Wiley TX	:12.09
Denise Daye, St. Augustine's NC	:12.12
Lori Risenhoover, Adams State CO	:12.12

200 METERS (:25.0)

Angela Doyle, Southern U.-BR IA	:23.45
Linda Weekly, Texas Southern	:23.50
Easter Gabriel, Prairie View TX	:23.56
Marella Elliot, Southern U.-BR IA	:23.60
Shelia LaBome, Prairie View TX	:23.74
Esther Hope, Jackson State MS	:23.86
Denise Cox, Texas Southern	:23.90
Donna Lazard, Texas Southern	:23.92
Cora Sherman, Texas Southern	:23.93
Carol Williams, Mississippi Valley	:23.99
Mary Higgs, Prairie View TX	:24.01
Antionette Gilbert, St. Augustine's	:24.02

200 METERS (Cont'd)

Judi Wynn, Texas Southern	:24.32
Thomasina Bush, Hampton Inst. VA	:24.90
Mary Gardin, St. Augustine's NC	:24.92

400 METERS (:59.0)

Easter Gabriel, Prairie View TX	:53.93
Marcella Elliot, Southern U.-BR IA	:54.13
Loretta Edwards, Prairie View TX	:54.34
Maryann Higgs, Prairie View TX	:54.46
Evette Jones, Hampton Inst. VA	:54.82
Earnestine Hanna, Texas Southern	:54.90
Joyce Townsen, Texas Southern	:55.10
Vogel Newsome, Mississippi Valley St.	:55.42
Jeonice Gunnace, Texas Southern	:55.67
Delvis Burroughs, Prairie View TX	:55.88
Rochella Nelson, Prairie View TX	:55.92
Carlita Smith, East Texas State	:56.06
Melinda McDougnal, Jackson State MS	:56.19
Yvette Joseph, Jackson State MS	:56.32
Teresa Morel, Fort Hays State KS	:56.82
Sheila LaBome, Prairie View TX	:57.02
Michelle Johnson, Texas Southern	:57.10
Sandra Scott, Texas Southern	:57.12
Yvonne Joseph, Jackson State MS	:57.22
Sandra Hannan, Prairie View TX	:57.24
Charlita Whitehead, St. Augustine's	:57.25
Ossie Gilmore, Wiley TX	:57.71
Pam Parker, Berry GA	:57.92
Jackie Jefferson, Alcorn State MS	:57.99

800 METERS (2:18.0)

Chevitta Jackson, Texas Southern	2:10.20
Radious Jacobs, Jackson State MS	2:10.71
Tawanna Thompson, Texas Southern	2:10.87
Madonna Redd, Texas Southern	2:11.87
Donna Bean, Jackson State MS	2:12.00
Sandra Scott, Texas Southern	2:12.90
Hillary Winn, Southern U.-BR LA	2:15.75
Sandra Hannah, Prairie View TX	2:16.02
Gina Smith, Jackson State MS	2:16.82
Mary Damiany, Southern Utah State	2:17.02
Denise Day, Midland Lutheran NE	2:18.32
Denise Levy, St. Augustine's NC	2:18.42
Vicki Richardson, Prairie View TX	2:18.56

1500 METERS (5:00.0)

Radious Jacobs, Jackson State MS	4:35.81
Madonna Redd, Texas Southern	4:36.62
Donna Bean, Jackson State MS	4:37.52
Tawanna Thompson, Texas Southern	4:38.60
Cheritta Jackson, Texas Southern	4:40.08
Kellie Benzow, Wisconsin-Parkside	4:43.02
Denise Falzone, Adams State CO	4:48.9
Mary Damiany, Southern Utah St.	4:50.27
Collette Kelly, Southern U.-BR LA	4:51.52
Dawn Williams, Texas Southern	4:51.77
Lasha Wood, Emporia State KS	4:52.22
Kathy Bowman, Saginaw Valley MI	4:53.22
Lynn Mack, Doane NE	4:53.52
Sharon Holthus, Concordia NE	4:53.82
Liz Shaughnessy, Berry GA	4:54.60
Marcy Nesbitt, Hillsdale MI (mi.)	5:17.70
Kelly Hiatt, Midland NE (mi.)	5:18.32
Colleen Booms, Saginaw Valley MI	4:55.8

3000 METERS (11:00.0)-2 MILE (11:45.0)

Kellie Benzow, Wisconsin-Parkside	10:14.14
Marcy Nesbitt, Hillsdale MI	10:19.10
Lasha Wood, Emporia State KS	10:25.22
Angie Pikschus, S. of Ozarks(2mi)	11:16.85
Gayla Rothers, Pittsburg St. KS	10:35.22
Kelly Hiatt, Midland NE (2 mi.)	11:22.57
Collette Kelly, Southern U.-BR LA	10:40.28
Liz Garman, Azusa Pacific CA	10:41.22
Linda Rogers, Fort Hays St. KS	10:42.22
Kathie Daffer, Hastings NE	10:42.82
Wendy Burman, Wisconsin-Parkside	10:47.16
Kathy Bowman, Saginaw Valley MI	10:48.12
Amy Doerr, Midland NE	10:49.22
Sharon Holthus, Concordia NE	10:49.52
Kathy Harders, Kearney St. NE	10:51.22
Shari Maiben, Prairie View TX	10:55.61

5000 METERS (18:40.0)

Wendy Burman, Wisconsin-Park.(3mi)	16:27.9
Kellie Benzow, Wisconsin-Parkside	17:42.5

5000 METERS (Cont'd)

Angie Pikschus, S. of Ozarks MO	18:03
Kathie Daffer, Hastings NE	18:04
Mary Jaqua, Adams State CO	18:13
Kathy Bowman, Saginaw Valley MI	18:24.1
Denise Falzone, Adams State CO	18:39
Kathy Harders, Kearney State NE	19:11.42
Amy Doerr, Midland Lutheran NE	19:14.62
Jeanne Murphy, Chadron State NE	19:36.62

100 METER HURDLES (:15.0)

Linda Weekly, Texas Southern	:13.23
Lillian Cole, Alabama State	:13.72
Terry Walters, Texas Southern	:13.77
Kathy Freeman, Southern U.- BR LA	:13.97
Thomasina Bush, Hampton Inst. VA	:14.10
Rhonda Scott, Southern U.-BR LA	:14.12
Tawanna Rodgers, Texas Southern	:14.37
Pam Blackwell, Wayne State NE	:14.42
Annette Harris, East Texas State	:14.46
Carman Porter, Texas Southern	:14.48
Mary Smith, Texas Southern	:14.50
Kelly Peterson, Wayne State NE	:14.66
Delni McKibben, Kearney State NE	:14.72
Kari Kramme, Midland NE	:14.82
Sue Petrelli, Adams State CO	:14.82
Vevlenda Leonard, Texas Southern	:14.33w

400 METER HURDLES (:66.0)

Kathy Freeman, Southern U.-BR LA	:60.00
Felecia Durham, Southern U.-BR LA	:61.73
Vannessa Cole, Mississippi Valley	:62.59
Colleen Donnelly, Adams State CO	:62.65
Pam Blackwell, Wayne State NE	:63.42
Lynn Gamble, Prairie View TX	:63.56
Marylin Elliott, Mississippi Valley	:64.16
Sherri Barnes, Hampton Inst. VA	:66.80y
Jayne Brummer, Kearney State NE	:64.92
Verlonda Leonard, Texas Southern	:65.27
Carmen Porter, Texas Southern	:65.85
Tawanna Rodgers, Texas Southern	:66.03
Starla Jackson, Prairie View TX	:66.39
Patty Gleason, Hastings NE	:66.62
Arlene Plummer, St. Augustine's NC	:67.50

MARATHON

Marcy Nesbitt, Hillsdale MI	3:01.53
Liz Garman, Azusa Pacific CA	3:06.44
Wendy Burman, Wisconsin-Parkside	3:15.02
K.C. Curran, Marymount KS	3:38.00
Jackie Zerr, Marymount KS	3:38.00

400 METER RELAY (:49.5)

Texas Southern	:45.28
Prairie View TX	:45.30

400 METER RELAY (Cont'd)

Jackson State MS	:45.81
Southern U.-Baton Rouge LA	:46.52
Mississippi Valley State	:47.03
St. Augustine's NC	:47.72
Hampton Institute VA	:48.20
Winston Salem State NC	:48.52
Adams State CO	:48.66
Saginaw Valley State MI	:49.04
Alcorn State MS	:49.26
Kearney State NE	:49.62

1600 METER RELAY (3:59.1)

Prairie View TX	3:36.55
Texas Southern	3:39.90
Southern U.-Baton Rouge LA	3:44.79
Mississippi Valley State	3:47.85
Jackson State MS	3:48.12
Hampton Institute VA	3:52.70
Adams State CO	3:56.64
Midland Lutheran NE	3:58.70
St. Augustine's NC	3:58.80

MEDLEY RELAY (100-100-200-400 M) (1:56.0)

Jackson State MS	1:41.17
Prairie View TX	1:41.66
Texas Southern	1:41.90
Southern U.-Baton Rouge LA	1:42.66
Mississippi Valley State	1:42.88
East Texas State	1:46.72
Hampton Institute VA	1:47.20
St. Augustine's NC	1:48.26
Kearney State NE	1:48.69
Adams State CO	1:49.68y
Alcorn State MS	1:49.40
Saginaw Valley State MI	1:50.60
Winston Salem NC	1:51.22
Berry GA	1:51.30
Wayne State NE	1:51.82
Wiley TX	1:52.50
Wisconsin-Parkside	1:53.70y
Doane NE	1:54.42

4 X 800 RELAY (9:50.0)

Texas Southern	9:08.08
Prairie View TX	9:24.36
St. Austine's NC	9:36.69
Saginaw Valley State MI	9:42.90
Midland Lutheran NE	9:44.08
Jackson State MS	9:47.36
Kearney State NE	9:49.52

JAVELIN (125'0")

Amy Proffitt, Kansas Wesleyan	135-2
Beryl Bethel, Texas Southern	134-10
Janet Essmann, Midland Lutheran NE	132-6

JAVELIN (Cont'd)

Pam Schmidt, Midland Lutheran NE	127-7
Jody Rowell, East Texas State	127-7
Patti Rietze, Point Loma CA	126-10
Roberta Harper, Texas Southern	126-9
Gina Youngblood, Fort Hays St. KS	123-3
Kim Campbell, Wayne State NE	122-1
Cecilia Higgins, Kearney State NE	120-8

HIGH JUMP (5'2")

Sybil Reddick, Texas Southern	6-0
Cynthia Gilbert, Berry GA	5-10
Zsa Zsa Pratt, Edward Waters FL	5-8
Ivette Peterson, Hampton Inst. VA	5-7
Roberta Harper, Texas Southern	5-7
Andronike Greene, Jackson State MS	5-7
Vivian Garner, Jackson State MS	5-6
Flo Renner, Tarkio MO	5-6
Debra Madison, Wiley TX	5-6
Judy Becker, Emporia State KS	5-6
Lynne Bradshaw, Fort Hays State KS	5-6
Sue Anderson, Kearney State NE	5-6
Patty Gleason, Kearney State NE	5-6
Martie Curtis, Hampton Inst. VA	5-5
Kim Clark, Hampton Institute VA	5-5
Amy Profitt, Kansas Wesleyan	5-5

SHOT PUT (40'0")

Karen Waddell, Prairie View TX	48-2
Lynette Antione, St. Augustine's NC	45-3
Woodie Wilson, Prairie View TX	45-2
Vandora Wilson, Fort Hays St. KS	43-5
Patricia Thomas, Prairie View TX	43-4
Pat Thomas, Prairie View TX	43-4
Joyce Harper, Alabama State	43-0
Paula Evans, Kearney State NE	42-7
Gretta Chestnut, Texas Southern	42-3
Tracy Newberger, Wayne State NE	41-11
Janette Poitier, St. Augustine's NC	41-10
Tena Forrester, Saginaw Valley MI	41-6
Sue Maceroni, Saginaw Valley MI	41-0
Cindy Young, Adams State CO	40-10
Carma Lee, Doane NE	40-8
Pam Schmidt, Midland Lutheran NE	40-7
Jackie Meador, Adams State CO	40-6
Joy Burgan, Azusa Pacific CA	40-5
Chris Garner, Emporia State KS	40-2
Laurie Wickard, Chadron State NE	40-1
Wanda Jackson, Alabama State	40-1

LONG JUMP (17'10")

Vogel Newsome, Mississippi Valley	20-5
Cornelia Jackson, Jackson State MS	19-8
Cynthia Johnson, Wiley TX	19-7
Lori Risenhoover, Adams State CO	19-5
Deidre Jackson, Prairie View TX	19-4

<u>LONG JUMP (Cont'd)</u>		<u>DISCUS (130')</u>	
Annette Reaves, Jackson State MS	19-2	Beryl Bethel, Texas Southern	153-0
Charlet Moss, Texas Southern	19-1	Paula Evans, Kearney State NE	150-0
Sonia Hill, Texas Southern	19-1	Cindy Young, Adams State CO	149-2
Thomasina Bush, Hampton Inst. VA	18-10	Lynette Antione, St. Augustine's NC	144-9
Annette Harris, East Texas State	18-10	Cheryl Zachary, East Texas State	143-8
Rondolyn Givens, Hampton Inst. VA	18-8	Pam Schmidt, Midland Lutheran NE	143-5
Delvis Burroughs, Prairie View TX	18-7	Vandora Wilson, Fort Hays State KS	141-3
Carmen Porter, Texas Southern	18-6	Beryl Eve, Texas Southern	141-1
Monica Williams, Saginaw Valley MI	18-5	Andrea Green, Prairie View TX	134-4
Wanda Morton, Texas Southern	18-2	Janet Graff, Kearney State NE	134-0
Julie Faris, Kearney State NE	18-1	Joy Burgon, Azusa Pacific CA	132-4
Val Pettiford, Berry GA	18-1	Kathy Bartlett, Jackson State MS	131-4
JoAnne Carey, Wisconsin-Parkside	18-6w	Songy Green, Texas Southern	130-9
		Woodie Wilson, Prairie View TX	130-7
		*Nancy Asche, Concordia NE	145-9
		(*Late Report)	

Notice to Coaches:

DECATHLON ENTRY: The decathletes listed on the stat form are those whose entries have been received. The top sixteen (16) who are confirmed will be entered into the meet. PLEASE, call the National Office (816-842-5050) on Friday, May 15th if your decathlete is not competing this weekend and confirm at that time. While you have until Noon, Monday (C.D.T.) May 18th to confirm your decathlete, it will be easier for us to notify those not making the cutoff if you will call early.

MEALS ON CAMPUS: Those not staying on campus but wishing to eat at the TSU cafeteria may purchase meal tickets on registration. Complete meal information will be in your packet.

NEED HURDLES? Gill will once again ship a complete set of hurdles for use at our National Championships. Bill Freeman will be in attendance. If you are considering buying hurdles, and can transport them back from Texas Southern, see Bill for a good deal.

COACH OF THE YEAR: Don't forget we need the name of your district's coach of the year (both divisions), no later than Wednesday, May 20th.

CHAMPIONSHIPS TO BE TELEVISED: Agreement has been reached with the USA Network. They will film on Friday and Saturday and present the show on Friday, May 29th, 8:00 p.m. (EDT) on the USA Cable Network.

MARATHON: The marathon will be run at Prairie View A&M, about 45 miles from Houston. Busses will be provided to take competitors and coaches on a tour of the course Thursday or Friday morning as well as to the site on Saturday morning.

AIRPORT PICK UP: Please report to the Ground Transportation Area (by the baggage claim area) at either Hobby or Houston Intercontinental Airports for transportation to site.

FINAL STAT REPORT - with National's next week, we'll see you in Houston.

MISSISSIPPI VALLEY AND TEXAS SOUTHERN EARN NAIA OUTDOOR TITLES

HOUSTON, TX—Mississippi Valley State and Texas Southern claimed team titles in the 30th Annual NAIA Outdoor Track & Field Championships, here May 21-23.

Mississippi Valley edged host Texas Southern and Abilene Christian University TX for the Men's Division title while Texas Southern romped to an easy victory in the first Women's Division meet.

As expected, all of the Delta Devils' 62 points came in the running events, especially the sprints and relays. Larry White and Charles Pickens finished 1-3 in the 100-meter dash and White, Pickens and Nathaniel Sloan went 2-3-4 in the 200-meter dash.

Mississippi Valley's only other individual title came from Eugene Sanders, who established a meet record (45.38) in the 400-meter dash with his victory. Sanders, White, Sloan, and Randy Dixon teamed to lead the Delta Devils to a victory in the 4 x 400 relay and they also finished second in the 400-meter relay.

Texas Southern, which finished second to Mississippi Valley with 59 points, had two Champions—Britt Courville in the long jump and the Tigers' 400-meter relay. Abilene Christian, third at 54 points, produced three individual event champions—Brad Pursley (pole vault), Steve Parker (110 high hurdles), and Martin Guerrero (discus).

In all, eight records were bettered in the Men's Division. Azusa Pacific CA's Doug Barnett set a meet record in the hammer throw (205-4) finished second in the shot put and sixth in the discus, and earned the Herbert Marett Outstanding Performer Award for the Men's Division.

Doug's brother Mike Barnett captured the javelin with a record toss of 255-8.

Other records established in the men's division were by Kregg Einspahr, Concordia NE, steeplechase (8:45.69); Ed Brown, Saginaw Valley MI, 400-meter hurdles (50.96); Gordon Sanders, Hillsdale MI, 10,000-meter run (29:50.07); Ray Sharp, Wisconsin-Parkside, 10,000-meter walk (43:31.23) and Cary Tyler, Biola CA, triple jump (53-6 1/2).

In the Women's Division, Texas Southern accumulated six firsts and scored in 11 of 14 running events in compiling 115 1/2 points to far outdistance runner-up Prairie View TX, which had 68.

Texas Southern captured three of the four relay events, winning the 4 x 100 meter relay, the 4 x 400 relay and the 4 x 800 relay.

Wendy Burman of Wisconsin-Parkside and Angel Doyle of Southern University-Baton Rouge LA were the only double winners in the Women's Division.

Burman, who won the 5,000-meter run and the marathon, was named the Herbert Marett Outstanding Performer in the Women's Division. Doyle won both the 100- and 200-meter dashes.

All of the Women's Division events were classified as meet records with this being the first year for the championship meet.



1981 NAIA WOMEN'S OUTDOOR TRACK AND FIELD STANDINGS

School	Pts.	School	Pts.
1 Texas Southern	115 1/2	15 Simon Fraser CAN	12
2 Prairie View TX	68	16 Pittsburg State KS	10
3 Southern-Baton Rouge LA	60	17 Alabama State	8
4 Jackson State MS	57	17 Berry GA	8
5 Wisconsin-Parkside	34	19 Mississippi Valley State	7
6 Adams State CO	27	20 East Texas State	6
7 School of the Ozarks MO	26	20 Marymount KS	6
8 Hampton Institute VA	24	22 Hastings NE	4
9 St. Augustine's NC	22	23 Saginaw Valley State MI	3
10 Fort Hays State KS	20	24 Kearney State NE	2
11 Azusa Pacific CA	16 1/2	25 Wiley TX	2
12 Southern Utah State	16	26 Concordia NE	1
12 Emporia State KS	16	26 Point Loma CA	1
12 Midland Lutheran NE	16	26 Hillsdale MI	1

1981 NAIA MEN'S OUTDOOR TRACK AND FIELD STANDINGS

School	Pts.	School	Pts.
1 Mississippi Valley State	62	24 Macalester MN	8
2 Texas Southern	59	32 Western State CO	7
3 Abilene Christian TX	54	33 Bethany KS	6
4 Malone OH	32	33 Minot State ND	6
4 Jackson State MS	32	33 Wisconsin-LaCrosse	6
6 Azusa Pacific CA	29	33 Valley City State ND	6
6 Pembroke State NC	29	33 Arkansas-Monticello	6
6 Saginaw Valley State MI	29	33 Southern Colorado	6
9 Adams State CO	24	33 Wisconsin-Stevens Point	6
10 Fort Hays State KS	19	33 LeTourneau TX	6
11 Hillsdale MI	18 1/2	33 Point Loma CA	6
11 Southern-Baton Rouge LA	18 1/2	33 St. Augustine's NC	6
13 Texas A&I	18	33 Augsburg MN	5
14 Southern Utah State	16	44 Cumberland KY	4
15 Wayland Baptist TX	15	44 California Lutheran	4
16 Angelo State TX	12	44 Black Hills State SD	4
17 Arkansas Tech	10	44 Sam Houston TX	4
17 Wisconsin-Parkside	10	44 Hastings NE	4
17 Whitworth WA	10	44 Southern Arkansas	4
17 Concordia NE	10	50 Pacific Lutheran WA	2
17 Biola CA	10	50 Spring Arbor MI	2
22 Lewis & Clark OR	9	50 Dordt IA	2
22 Eastern Oregon	9	50 Taylor IN	2
24 Ferris State MI	8	50 Southwestern KS	2
24 Hendrix AR	8	50 Prairie View TX	1
24 Western Washington	8	56 Chadron State NE	1
24 St. Thomas MN	8	56 Aquinas MI	1
24 Oklahoma Christian	8	56 Wayne State NE	1
24 Central State OK	8	56 Moorhead State MN	1
24 Hamline MN	8	56 Simon Fraser CAN	1

SAM HOUSTON CAPTURES RECORD FOURTH CONSECUTIVE GOLF TITLE

HUNTSVILLE, TX—Paced by three of the top five individual performances, Sam Houston State captured an unprecedented fourth consecutive NAIA National Golf Championship with a rain-shortened total of 882, June 2-5 at the Waterwood National Golf Course.

Due to extreme wet conditions, the final 18 holes were canceled and final standings were determined by 54-hole totals. All three completed rounds were slowed by several rain delays throughout the week.

Texas Wesleyan finished second in the team race with an 896 total and the Rams also had the tournament medalist as Danny Mijovic carded a 54-hole total of 216. Individual runner-up was Kevin Kirk of Sam Houston, with a three-round score of 218 including a tournament-best 66 in the third round over the 6881-yard par 71 course.

Robin Freeman of Central State University OK was next with a 219 total, helping his Bronchos to the third place team award. Sam Houston's Phil Estep was another stroke back in fourth with a 220 and Kent Stauffer of Indiana PA, Brent Taylor of Harding AR and Jim Kidd of Sam Houston tied for fifth place at 221. Elon College NC was fourth in the team standings with a 913 total.

Sam Houston Coach Ronnie Choate was named the 1981 NAIA National Golf Coach of the Year. In winning its fourth national championship, SHSU trails only Lamar Tech TX, which won five NAIA titles.

It was announced at the annual NAIA Golf Coaches Association meeting that the 1982 tournament would be hosted by Elon College at the Alamance Country Club in Burlington, North Carolina.



*Danny Mijovic, Texas Wesleyan
1981 NAIA Golf Medalist*

30TH NAIA NATIONAL GOLF TOURNAMENT

FINAL TEAM STANDINGS

1 Sam Houston TX	290	-	298	-	294	=	882
2 Texas Wesleyan	297	-	299	-	300	=	896
3 Central State OK	302	-	304	-	299	=	905
4 Elon College NC	303	-	306	-	304	=	913
5 Indiana PA	310	-	304	-	307	=	921
Southwest Texas	318	-	307	-	296	=	921
7 Coastal Carolina SC	304	-	309	-	310	=	923
Stephen F. Austin TX	307	-	316	-	300	=	923
9 Ferris State MI	310	-	300	-	318	=	928
10 St. Thomas TX	310	-	312	-	313	=	935
11 Montevallo ALA	313	-	307	-	317	=	937
12 Emporia State KS	318	-	308	-	321	=	947
13 David Lipscomb TN	310	-	323	-	322	=	955
14 Saginaw Valley MI	324	-	321	-	311	=	956
15 Davis & Elkins WV	322	-	326	-	309	=	957
16 Hardin College ARK	321	-	320	-	317	=	958
17 Redlands CA	317	-	320	-	323	=	960
18 Mesa College CO	320	-	323	-	321	=	964
19 Wisconsin-LaCrosse	330	-	314	-	323	=	967
20 Florida Atlantic	321	-	330	-	321	=	972
21 Kearney State NE	321	-	329	-	324	=	974
22 Drury College MO	318	-	342	-	327	=	987
23 St. Francis IN	330	-	327	-	333	=	990
24 Mankato State MN	328	-	327	-	337	=	992

Others entered but missing the 36-hole cut: Western Washington, Cedarville OH, Rutgers-Camden NJ, Husson ME, Berea KY, McKendree IL, Willamette OR, Minot State ND, St. Ambrose IA.

INDIVIDUAL STANDINGS (All-Americans listed in bold)

1 Danny Mijovic , Texas Wesleyan	67	-	76	-	73	=	216
2 Kevin Kirk , Sam Houston TX	78	-	74	-	66	=	218
3 Robin Freeman , Central State OK	76	-	71	-	72	=	219
4 Phil Estep , Sam Houston TX	68	-	76	-	76	=	220
5 Kent Stauffer , Indiana PA	72	-	73	-	76	=	221
Brent Taylor , Harding College ARK	74	-	75	-	72	=	221
Jim Kidd , Sam Houston TX	72	-	74	-	75	=	221
8 Cliff Pierce , Cameron OK	75	-	76	-	72	=	223
9 Mark Hill , Ferris State MI	73	-	75	-	76	=	224
Ray Freeman , Coastal Carolina SC	74	-	76	-	74	=	224
11 Wynn Reichert , Stephen F. Austin TX	73	-	77	-	75	=	225
Shane Kelly , Central OK	74	-	76	-	75	=	225
Paul Lopez , Texas-Wesleyan	75	-	75	-	75	=	225
Kirk Stauffer , Indiana PA	76	-	76	-	73	=	225
Keith Decker , Elon College NC	73	-	76	-	77	=	226
Larry Adams , Montevallo ALA	77	-	73	-	76	=	226
Bucky Smith , Southwest Texas	76	-	75	-	75	=	226
18 Mike McGraw , Central Oklahoma	72	-	77	-	78	=	227
Norm Tums , University of Montevallo ALA	74	-	76	-	77	=	227
Jeff Smith , Texas Wesleyan	78	-	73	-	76	=	227
21 Mike Orren , Sam Houston TX	72	-	74	-	82	=	228
Gary Dennis , Texas Wesleyan	77	-	75	-	76	=	228
Tom McEntire , Southwest Texas	78	-	77	-	73	=	228
24 Scott Holden , David Lipscomb TN	77	-	76	-	76	=	229
25 Hugh Gill , Coastal Carolina SC	73	-	79	-	78	=	230
Craig Cottrill , Saginaw Valley MI	77	-	75	-	78	=	230
Jim Hightower , College of Charleston (MED)	74	-	79	-	77	=	230
Ruben Lopez , Stephen F. Austin TX	76	-	78	-	76	=	230

1981 NAIA MEN'S OUTDOOR INDIVIDUAL RESULTS

100-Meter—1. Larry White, Mississippi Valley St., :10.63; 2. Darrell Green, Texas A&I, :10.63; 3. Charles Pickens, Mississippi Valley St., :10.77; 4. Michael Lawson, St. Augustine's NC, :10.80; 5. Morris Jackson, Jackson State MS., :10.83; 6. Albert Lawrence, Abilene Christian TX, :10.84.

110-High Hurdles—1. Steve Parker, Abilene Christian TX, :13.95; 2. Carl Powell, Pembroke St. NC, :14.47; 3. Milan Doneley, Southern Colorado, :14.47; 4. Robert Kennedy, Texas Southern, :14.49; 5. Robert Johnson, Wayland Baptist TX, :14.65; 6. Ed Blackburn, Wayne St. NE, :14.70.

200-Meter—1. Darrell Green, Texas A&I, :21.42; 2. Larry White, Mississippi Valley St., :21.48; 3. Charles Pickens, Mississippi Valley St., :21.50; 4. Nathaniel Sloan, Mississippi Valley St., :21.59; 5. Michael Lawson, St. Augustine's NC, :21.73; 6. Ricky Moxey, Texas Southern, :21.75.

400-Meter—1. Eugene Sanders, Mississippi Valley St., :45.38; 2. Mike Rowe, Jackson St. MS, :45.39; 3. Donald Winey, Southern U. LA, :46.20; 4. Charles Phillips, Sam Houston St. TX, :46.76; 5. Robert Bullard, Texas Southern, :47.49; 6. Evans Lalas, Saginaw Valley St. MI, :47.57.

400-Intermediate Hurdles—1. Ed Brown, Saginaw Valley St. MI, :50.96; 2. Delman Porter, Central State OK, :51.16; 3. Darren Pearson, Southern U. LA, :51.23; 4. Carl Powell, Pembroke St. NC, :51.46; 5. Earl Howard, Central

Arkansas, :51.77; 6. Thad Gamble, Prairie View TX, :52.21.

400-Meter Relay—1. Texas Southern, :40.10; 2. Mississippi Valley St., :40.20; 3. Abilene Christian TX, :40.62; 4. Jackson St. MS, :40.88; 5. Angelo St. TX, :40.90; 6. Pembroke St. NC, :41.54.

800-Meter Run—1. Joel Ngetich, Wayland Baptist TX, 1:47.76; 2. Brian Starks, Texas Southern, 1:49.36; 3. Clifton Perry, Texas Southern, 1:49.78; 4. Robert Wilson, Jackson St. MS, 1:50.46; 5. Larry Brown, Taylor IN, 1:50.71; 6. Jeremy Krone, Angelo St. TX, 1:50.77.

1500-Meter Run—1. Michael Watson, Jackson St. MS, 3:47.44; 2. John Esquibel, Adams St. CO, 3:47.47; 3. Brad Erickstad, LeTourneau TX, 3:47.52; 4. Tom White, Adams St. CO, 3:48.92; 5. Dave Stimpson, Saginaw Valley St. MI, 3:49.40; 6. Ricky Lozoya, Wayland Baptist TX, 3:49.88.

4 X 400 Relay—1. Mississippi Valley St., 3:05.40; 2. Texas Southern, 3:07.67; 3. Southern U. LA, 3:07.97; 4. Jackson St. MS, 3:09.63; 5. Southwest TX, 3:09.84; 6. Abilene Christian TX, 3:11.42.

Steeplechase—1. Gregg Einspahr, Concordia NE, 8:45.69; 2. Pat Porter, Adams St. CO, 8:55.66; 3. Calvin McQueen, Saginaw Valley St. MI, 8:56.06; 4. Curt Fiedler, Black Hills St. SD, 8:59.20; 5. John Stadwick, Saginaw Valley St. MI, 9:13.89; 6. J. P. Worcester, Fort Hays St. KS, 9:14.55.

(Continued on next page)

1981 WOMEN'S OUTDOOR INDIVIDUAL RESULTS

100-Meter Dash—1. Angel Doyle, Southern U. LA, :11.85; 2. Esther Hope, Jackson St. MS, :11.93; 3. Sheila LaBone, Prairie View TX, :12.14; 4. Linda Weekly, Texas Southern, :12.15; 5. Antionette Gilbert, St. Augustine's NC, :12.17; 6. Carol Williams, Mississippi Valley St., :12.20.

100-Meter Hurdles—1. Linda Weekly, Texas Southern, :13.83; 2. Lillian Cole, Alabama State, :14.33; 3. Terri Walters, Texas Southern, :14.37; 4. Rhonda Scott, Southern U. LA, :14.69; 5. Thomasina Busch, Hampton Inst. VA, :14.83; 6. Carmen Porter, Texas Southern, :14.87.

200-Meter Dash—1. Angel Doyle, Southern U. LA, :23.98; 2. Denise Cox, Texas Southern, :24.69; 3. Esther Hope, Jackson St. MS, :24.73; 4. Cora Sherman, Texas Southern, :24.81; 5. Sheila LaBone, Prairie View TX, :24.88; 6. Carol Williams, Mississippi Valley St., :24.94.

400-Meter Dash—1. Loretta Edwards, Prairie View TX, :54.38; 2. Evette Jones, Hampton Inst. VA, :54.84; 3. Earnestine Hanna, Texas Southern, :55.66; 4. Joyce Townson, Texas Southern, :55.99; 5. Jeanice Gunner, Texas Southern, :57.00; 6. Yvette Joseph, Jackson St. MS, :57.87.

400-Meter Hurdles—1. Felicia Durham, Southern U. LA, 1:00.47; 2. Kathy Freeman, Southern U. LA, 1:01.12; 3. Lynn Gamble, Prairie View TX, 1:03.16; 4. Verlonda Leonard, Texas Southern, 1:03.62; 5. Colleen Donnelly, Adams St. CO, 1:03.82; 6. Venessa Cole, Mississippi Valley St., 1:04.20.

4 X 100 Meter Relay—1. Texas Southern :45.41; 2. Jackson St. MS, :45.72; 3. Prairie View TX, :45.87; 4.

Southern U. LA, :46.20; 5. St. Augustine's NC, :46.92; 6. Hampton Inst. VA, :47.28.

800-Meter Run—1. Cherritta Jackson, Texas Southern, 2:12.05; 2. Tawana Thompson, Texas Southern, 2:13.17; 3. Mary Damiani, Southern Utah, 2:13.48; 4. Sandra Scott, Texas Southern, 2:15.09; 5. Daren Rudd, Simon Fraser CAN, 2:16.15; 6. Radius Jackson, Jackson St. MS, 2:16.20

1500-Meter Run—1. Mary Danian, Southern Utah, 4:32.35; 2. Kellie Benzow, Wisconsin-Parkside, 4:37.42; 3. Denise Falzone, Adams St. CO, 4:37.40; 4. Leshia Wood, Emporia St. KS, 4:38.07; 5. McDonna Redd, Texas Southern, 4:45.10; 6. Angie Piksusch, School of the Ozarks MO, 4:46.39.

3000-Meter Run—1. Angie Piksusch, School of the Ozarks MO, 10:11.55; 2. Gayla Rothers, Pittsburg St. KS, 10:18.1; 3. Kellie Benzow, Wisconsin-Parkside, 10:19.74; 4. Mary Jaqua, Adams St. CO, 10:19.79; 5. Leshia Wood, Emporia St. KS, 10:21.3; 6. Sharon Hochtus, Concordia NE, 10:31.99.

Medley Relay—1. Prairie View TX, 1:40.55; 2. Southern U.-Baton Rouge LA, 1:40.95; 3. Texas Southern, 1:41.53; 4. Hampton Inst. VA, 1:44.83; 5. Jackson St. MS, 1:46.24; 6. East Texas, 1:47.20.

4 X 400 Relay—1. Texas Southern, 3:40.24; 2. Prairie View TX, 3:41.16; 3. Southern U. LA, 3:41.80; 4. Mississippi Valley St., 3:44.38; 5. Jackson St. MS, 3:47.99; 6. Hampton Inst. VA, 3:50.2.

MEN'S INDIVIDUAL TRACK & FIELD RESULTS (Continued)

5000-Meter Run—1. Dave Finnestad, Malon OH, 14:33.80; 2. Gordon Sanders, Hillsdale MI, 14:34.75; 3. Keenan Hart, Southern Utah St., 14:35.30; 4. Paul Mausling, Macalester MN, 14:36.37; 5. Steve Delalo, Southwestern KS, 14:36.91; 6. Donald Stearns, Eastern Oregon St., 14:37.64

10,000-Meter Run—1. Gordon Sanders, Hillsdale MI, 29:50.07; 2. Donald Stearns, Eastern Oregon, 29:50.67; 3. Arnie Falk, Valley City St. ND, 29:57.76; 4. Paul Mausling, Macalester MN, 29:59.67; 5. Joe Yurkovich, Malone OH, 29:59.87; 6. Keenan Hart, Southern Utah St., 30:01.39.

10,000-Meter Walk—Ray Sharp, Wisconsin-Parkside, 43:31.23; 2. Torry Linebloom, Western Washington, 46:50.88; 3. Jeff Ellis, Wisconsin-Stevens Point, 47:05.21; 4. Sam Shick, Lewis and Clark OR, 47:17.09; 5. Mel McGinnis, Spring Arbor MI, 48:05.25; 6. Fabian Knizacky, Aquinas MI, NT.

Marathon—1. Karl Neidermeier, Fort Hays St. KS, 2:29:52.22; 2. Joe Broze, C. of St. Thomas MN, 2:30:27.81; 3. Jeff Rawlins, Malone OH, 2:30:32.92; 4. Jon Black, California Lutheran, 2:31:49.60; 5. Greg Kuiper, Dordt IA, 2:32:40.20; 6. Randy Jarzynka, Chadron St. NE, 2:36:18.97.

Discus—1. Martin Guerrero, Abilene Christian TX, 59.84 (196'4"); 2. Paul Kendrick, Hamline MN, 56.40 (185'); 3. Roger Axelsson, Point Loma CA, 56.38 (185'); 4. Bob Urey, Malone OH, 55.40 (181'9"); 5. David Simmons, Abilene Christian TX, 53.04 (174'0"); 6. Doug Barnett, Azusa Pacific CA, 52.26 (171'5").

Long Jump—1. Britt Courville, Texas Southern, 7.88 (25'10¼"); 2. Julius Meekins, Pembroke St. NC, 7.66 (25'-1½"); 3. Bill Patza, Wisconsin-LaCrosse, 7.54 (24'9"); 4. James Palmer, Texas Southern, 7.54w (24'9"); 5. Ray Smith, Wayland Baptist TX, 7.46 (24'-5¾"); 6. Adrian Sampson, Southern Utah, 7.46 (24'5¾").

High Jump—1. Joe Wise, Arkansas Tech, 2.15 (7¾"); 2. Herman Hammons, Hendrix AR, 2.15 (7¾"); 3. Jerry Hollingshead, Western St. CO, 2.10 (6'10¾"); 3.

Dave Trost, Augsburg MN, 2.10 (6'10¾"); 5. George Milton, Southern Arkansas, 2.10 (6'10¾"); 6. Dan Gifford, Hillsdale MI, 2.10 (6'10¾")—Tie—6. Everett Champion, Southern U.-Baton Rouge LA, 2.10 (6'10¾").

Shot Put—1. Bob Urey, Malone OH, 18.32 (60'1¼"); 2. Doug Barnett, Azusa Pacific CA, 17.54 (57'6½"); 3. Martin Guerrero, Abilene Christian TX, 17.48 (56'4½"); 4. Ricky Steely, Cumberland KY, 17.18 (56'4½"); 5. Jim Jacoby, Western St. CO, 16.98 (55'8½"); 6. David Simmons, Abilene Christian TX, 16.92 (55'6¼").

Hammer—1. Doug Barnett, Azusa Pacific CA, 62.60 (205'4"); 2. Doug Gillard, Ferris St. MI, 58.80 (192'11"); 3. Ben Laser, Saginaw Valley St. MI, 53.20 (174'6"); 4. Jeff Clark, Bethany KS, 52.96 (173'9"); 5. Tom O'Rourke, Bethany KS, 52.26 (171'5"); 6. John Grywinski, Simon Fraser CAN, 51.98 (170'6").

Javelin—1. Mike Barnett, Azusa Pacific CA, 77.92 (255'8"); 2. Robert Shirts, Southern Utah, 71.60 (234'11"); 3. Ed Boos, Minot St. ND, 70.30 (230'8"); 4. Todd Lovell, Lewis & Clark OR, 68.98 (226'4"); 5. Gary Sechrist, Fort Hays St. KS, 68.72 (225'5"); 6. Mark Waldera, Moorhead St. MN, 68.14 (223'7").

Pole Vault—1. Brad Pursley, Abilene Christian TX, 5.26 (17'3"); 2. Kurt Siebold, Oklahoma Christian, 5.26 (17'3"); 3. Tim Bright, Abilene Christian TX, 5.20 (17'¾"); 4. K. Stewart, Fort Hays St. KS, 5.08 (16'8"); 5. Brad Nachtigal, Fort Hays St. KS, 4.98 (16'4"); 6. Bob Williams, Abilene Christian TX, 4.98 (16'4").

Triple Jump—1. Cary Tyler, Biola CA, 16.32 (53'6½") 2nd jump; 2. Charles Swindell, Pembroke St. NC, 16.16w (53'¼"); 3. Britt Courville, Texas Southern, 16.00w (52'6"); 4. Jeff Edwards, Hastings NE, 15.75 (51'8"); 5. Ed Brown, Saginaw Valley St. MI, 15.58w (51'1½"); 6. Gideon Cheruiyot, Angelo St. TX, 15.49 (50'9¾").

Decathlon—1. Doug Larson, Whitworth WA, 7516; 2. Neville Lavrett, Angelo St. TX, 7468; 3. Greg Culp, Arkansas-Monticello, 7066; 4. Alan Stahlecker, Adams St. CO, 6946; 5. Phil Schot, Pacific Lutheran WA, 6903; 6. Dave Pullin, Lewis & Clark OR, 6893.

WOMEN'S INDIVIDUAL TRACK & FIELD RESULTS (Continued)

Long Jump—1. Cornelia Jackson, Jackson St. MS, 5.96 (19'6¾") - 2nd best 5.88; 2. Thomasina Busch, Hampton Inst. VA, 5.96w (19'6¾") - 2nd best 5.84; 3. Lori Risenhoover, Adams St. CO, 5.96w (19'6¾") - 5.82; 4. Annette Harris, East Texas St., 5.90w (19'4¼"); 5. Cynthia Johnson, Wiley TX, 5.78w (18'11½"); 6. Annette Reaves, Jackson St. MS, 5.76w (18'10¾").

High Jump—1. Sybil Reddick, Texas Southern, 1.79 (5'10½"); 2. Cynthia Gilbert, Berry GA, 1.71 (5'7¼"); 3. Andronike Green, Jackson St. MS, 1.67 (5'5¾"); 4. Patty Gleason, Hastings NE, 1.67 (5'5¾"); 5. Susie Anderson, Kearney State NE, 1.67 (5'5¾"); 6. Roberta Harper, Texas Southern, 1.62 (5'3¾") - TIE - 6. Charmine Collins, Azusa Pacific CA, 1.62 (5'3¾").

Shot Put—1. Karen Waddell, Prairie View TX, 14.18 (46'6¼"); 2. Vandora Wilson, Fort Hays St. KS, 14.07 (46'2"); 3. Woodie Wilson, Prairie View TX, 13.68 (44'10½"); 4. Lynette Antione, St. Augustine's NC, 13.50 (44'3½"); 5. Tena Forrester, Saginaw Valley St. MI, 13.11 (43'¼"); 6. Cindy Young, Adams St. CO, 12.81 (42'4¼").

Discus—1. Pam Schmott, Midland Lutheran NE, 43.94 (144'2"); 2. Lynette Antione, St. Augustine's NC,

43.90 (144'0"); 3. Vandora Wilson, Fort Hays St. KS, 43.04 (141'2"); 4. Woodie Wilson, Prairie View A&M TX, 42.86 (140'7"); 5. Cindy Young, Adams St. CO, 41.64 (136'7"); 6. C. Zackary, East Texas St., 40.66 (133'5").

Javelin—1. Michael McCandless, Simon Fraser CAN, 44.88 (147'3"); 2. Casey Jacomazzi, Azusa Pacific CA, 43.46 (142'7"); 3. Judy Becker, Emporia St. KS, 42.16 (138'4"); 4. Janette Poitier, St. Augustine's NC, 39.74 (130'4"); 5. Gina Youngblood, Fort Hays St. KS, 38.64 (126'9").

5000-Meter Run—1. Wendy Burman, Wisconsin-Parkside, 17:03.77; 2. Angie Pikschus, School of the Ozarks MO, 17:28.20; 3. Mary Jagua, Adams St. CO, 17:50.00; 4. Linda Roger, Fort Hays St. KS, 18:08.67; 5. Rosemary Hessman, Pittsburg St. KS, 18:10.66; 6. Marcy Nesbitt, Hillsdale MI, 18:13.20.

Marathon—1. Wendy Burman, Wisconsin-Parkside, 2:59:44.10; 2. Liz Garman, Azusa Pacific CA, 3:17:03.42; 3. Liz Kyger, School of the Ozarks MO, 3:26:11.45; 4. K. C. Curran, Marymount KS, 3:39:21.00; 5. Jackie Zerr, Marymount KS, 3:29:21.00; 6. Gail Cox, School of the Ozarks MO, 3:47:27.86.

30TH ANNUAL - 1981 MEN'S DIVISION

TEAM SCORING

1. Mississippi Valley St.	62	22. Lewis & Clark OR	9	St. Augustine's NC	6
2. Texas Southern	59	Eastern Oregon	9	43. Augsburg MN	5
3. Abilene Christian TX	54	24. Ferris State MI	8	44. Cumberland KY	4
4. Malone OH	32	Hendrix AR	8	California Lutheran	4
Jackson State MS	32	Western Washington	8	Black Hills State SD	4
6. Azusa Pacific CA	29	St. Thomas MN	8	Sam Houston State TX	4
Pembroke State NC	29	Oklahoma Christian	8	Hastings NE	4
Saginaw Valley State MI	29	Central State OK	8	Southern Arkansas	4
9. Adams State CO	24	Hamline MN	8	50. Pacific Lutheran WA	2
10. Fort Hays State KS	19	Macalester MN	8	Spring Arbor MI	2
11. Hillsdale MI	18 1/2	32. Western State CO	7	Dordt IA	2
Southern-Baton Rouge LA	18 1/2	33. Bethany KS	6	Taylor IN	2
13. Texas A&I	18	Minot State ND	6	Southwestern KS	2
14. Southern Utah State	16	Wisconsin-LaCrosse	6	Southwest Texas State	2
15. Wayland Baptist TX	15	Valley City State ND	6	56. Prairie View TX	1
16. Angelo State TX	12	Arkansas-Monticello	6	Chadron State NE	1
17. Arkansas Tech	10	Southern Colorado	6	Aquinas MI	1
Wisconsin-Parkside	10	Wisconsin-Stevens Point	6	Wayne State NE	1
Whitworth WA	10	LeTourneau TX	6	Moorhead State MN	1
Concordia NE	10	Point Loma CA	6	Simon Fraser CAN	1
Biola CA	10				

INDIVIDUAL RESULTS

100-Meter Dash

- Larry White, Mississippi Valley State, 10.63
- Darrell Green, Texas A&I, 10.63
- Charles Pickens, Mississippi Valley State, 10.77
- Michael Lawson, St. Augustine's NC, 10.80
- Morris Jackson, Jackson State MS, 10.83
- Albert Lawrence, Abilene Christian TX, 10.84

200-Meter Dash

- Darrell Green, Texas A&I, 21.42
- Larry White, Mississippi Valley State, 21.48
- Charles Pickens, Mississippi Valley State, 21.50
- Nathaniel Sloan, Mississippi Valley State, 21.59
- Michael Lawson, St. Augustine's NC, 21.73
- Ricky Moxey, Texas Southern, 21.75

400-Meter Dash

- Eugene Sanders, Mississippi Valley State, 45.38
- Mike Rowe, Jackson State MS, 45.39
- Donald Winey, Southern U.-Baton Rouge LA, 46.20
- Charles Phillips, Sam Houston State TX, 46.76
- Robert Bullard, Texas Southern, 47.49
- Evans Lalas, Saginaw Valley State MI, 47.57

800-Meter Run

- Joel Ngetich, Wayland Baptist TX, 1:47.76
- Brian Starks, Texas Southern, 1:49.36
- Clifton Perry, Texas Southern, 1:49.78
- Robert Wilson, Jackson State MS, 1:50.46
- Larry Brown, Taylor IN, 1:50.71
- Jeremy Krone, Angelo State TX, 1:50.77

1500-Meter Run

- Michael Watson, Jackson State MS, 3:47.44
- John Esquibel, Adams State CO, 3:47.47
- Brad Erickstad, LeTourneau TX, 3:47.52
- Tom White, Adams State CO, 3:48.92
- Dave Stimpson, Saginaw Valley State MI, 3:49.40
- Ricky Lozoya, Wayland Baptist TX, 3:49.88

5000-Meter Run

- Dave Finnestad, Malone OH, 14:33.80
- Gordon Sanders, Hillsdale MI, 14:34.75
- Keenan Hart, Southern Utah State, 14:35.30
- Paul Mausling, Macalester MN, 14:36.37
- Steve Delalo, Southwestern KS, 14:36.91
- Donald Stearns, Eastern Oregon State, 14:37.64

10,000-Meter Run

- Gordon Sanders, Hillsdale MI, 29:50.07
- Donald Stearns, Eastern Oregon, 29:50.67
- Arnie Falk, Valley City State ND, 29:57.76
- Paul Mausling, Macalester MN, 29:59.67
- Joe Yurkovich, Malone OH, 29:59.87
- Keenan Hart, Southern Utah State, 30:01.39

110-Meter High Hurdles

- Steve Parker, Abilene Christian TX, 13.95
- Carl Powell, Pembroke State NC, 14.47
- Milan Doneley, Southern Colorado, 14.47
- Robert Kennedy, Texas Southern, 14.49
- Robert Johnson, Wayland Baptist TX, 14.65
- Ed Blackburn, Wayne State NE, 14.70

400-Meter Intermediate Hurdles

- Ed Brown, Saginaw Valley State MI, 50.96
- Delman Porter, Central State OK, 51.16
- Darren Pearson, Southern U. LA, 51.23
- Carl Powell, Pembroke State NC, 51.46
- Earl Howard, Central Arkansas, 51.77
- Thad Gamble, Prairie View TX, 52.21

Steeplechase

- Kregg Einspahr, Concordia NE, 8:45.69
- Pat Porter, Adams State CO, 8:55.66
- Calvin McQueen, Saginaw Valley State MI, 8:56.06
- Curt Fiedler, Black Hills State SD, 8:59.20
- John Stadwick, Saginaw Valley State MI, 9:13.89
- J. P. Worcester, Fort Hays State KS, 9:14.55

10,000-Meter Walk

- Ray Sharp, Wisconsin-Parkside, 43:31.23
- Torry Linebloom, Western Washington, 46:50.88
- Jeff Ellis, Wisconsin-Stevens Point, 47:05.21
- Sam Shick, Lewis and Clark OR, 47:17.09
- Mel McGinnis, Spring Arbor MI, 48:05.25
- Fabian Knizacky, Aquinas MI, NT

Marathon

- Karl Neidermeier, Fort Hays State KS, 2:29:52.22
- Joe Broze, College of St. Thomas MN, 2:30:27.81
- Jeff Rawlins, Malone OH, 2:30:32.92
- Jon Black, California Lutheran, 2:31:49.60
- Greg Kuiper, Dordt IA, 2:32:40.20
- Randy Jarzynka, Chadron State NE, 2:36:18.97

400-Meter Relay

- Texas Southern (Michael Nettles, Sertero Burnett, Franklin Williams, Rickey Moxey), 40.10
- Mississippi Valley State (Frederick Johnson, Larry White, Nathaniel Sloan, Charles Pickens), 40.20
- Abilene Christian TX (Steve Parker, Albert Lawrence, Tommy Thompson, Kriss Brooks), 40.62
- Jackson State MS, 40.88
- Angelo State TX, 40.90
- Pembroke State NC, 41.54

INDIVIDUAL RESULTS (Cont'd)

4 X 400 Relay

- Mississippi Valley State (Nathaniel Sloan, Eugene Sanders, Randy Dixon, Larry White), 3:05.40
- Texas Southern (Clifton Perry, Kenneth Williams, John Wallace, Robert Bullard), 3:07.67
- Southern U. LA (Darren Pearson, Ray Hollier, Donald Winey, Rollen Chambers), 3:07.97
- Jackson State MS, 3:09.63
- Southwest Texas, 3:09.84
- Abilene Christian TX, 3:11.42

Discus

- Martin Guerrero, Abilene Christian TX, 59.84(196'4")
- Paul Kendrick, Hamline MN, 56.40 (185')
- Roger Axelsson, Point Loma CA, 56.38 (185')
- Bob Urey, Malone OH, 55.40 (181'9")
- David Simmons, Abilene Christian TX, 53.04(174')
- Doug Barnett, Azusa Pacific CA, 52.26 (171'5")

Long Jump

- Britt Courville, Texas Southern, 7.88 (25'10½")
- Julius Meekins, Pembroke State NC, 7.66 (25'-1½")
- Bill Patza, Wisconsin-LaCrosse, 7.54 (24'9")
- James Palmer, Texas Southern, 7.54 (24'9")
- Ray Smith, Wayland Baptist TX 7.46 (24'5 3/4")
- Adrian Sampson, Southern Utah, 7.46 (24'5 3/4")

High Jump

- Joe Wise, Arkansas Tech, 2.15 (7'- 3/4")
- Herman Hammons, Hendrix AR, 2.15 (7' 3/4")
- Jerry Hollingshead, Western St. CO 2.10(6'10 3/4")
- Dave Trost, Augsburg MN, 2.10 (6'10 3/4")
- George Milton, Southern Arkansas, 2.10 (6' 10 3/4")
- Dan Gifford, Hillsdale MI, 2.10 (6'10 3/4")
- Everett Champion, Southern U. BR LA, 2.10(6'10 3/4")

Shot Put

- Bob Urey, Malone OH, 18.32 (60'1½")
- Doug Barnett, Azusa Pacific CA, 17.54 (57'6½")
- Martin Guerrero, Abilene Christian TX, 17.48 (56'4½")
- Ricky Steely, Cumberland KY, 17.18 (56'4½")
- Jim Jacoby, Western State CO, 16.98 (55'8½")
- David Simmons, Abilene Christian TX, 16.92 (55'6½")

Hammer

- Doug Barnett, Azusa Pacific CA, 62.60 (205'4")
- Doug Gillard, Ferris State MI, 58.80 (192'11")
- Ben Laser, Saginaw Valley State MI, 53.20 (174'6")
- Jeff Clark, Bethany KS, 52.96 (173'9")
- Tom O'Rourke, Bethany KS, 52.26 (171'5")
- John Grywinski, Simon Fraser CAN, 51.98 (170'6")

Javelin

- Mark Barnett, Azusa Pacific CA, 77.92 (255'8")
- Robert Shirts, Southern Utah, 71.60 (234'11")
- Ed Boos, Minot State ND, 70.30 (230'8")
- Todd Lovell, Lewis & Clark OR, 68.98 (226'4")
- Gary Sechrist, Fort Hays State KS, 68.72 (225'5")
- Mark Walders, Moorhead State MN, 68.14 (223'7")

Pole Vault

- Brad Pursley, Abilene Christian TX, 5.26 (17'3")
- Kurt Siebold, Oklahoma Christian, 5.26 (17'3")
- Tim Bright, Abilene Christian TX, 5.20 (17' 3/4")
- Kim Stewart, Fort Hays State KS, 5.08 (16'8")
- Brad Nachtigal, Fort Hays State KS, 4.98 (16'4")
- Bob Williams, Abilene Christian TX , 4.98 (16'4")

Triple Jump

- Cary Tyler, Biola CA, 16.66 (54'8")
- Charles Swindell, Pembroke State NC, 16.16 (53'½")
- Britt Courville, Texas Southern, 16.00 (52'6")
- Jeff Edwards, Hastings NE, 15.75 (51'8")
- Ed Brown, Saginaw Valley State MI, 15.58 (51'1½")
- Gideon Cheruiyot, Angelo State TX, 15.49(50'9 3/4")

Decathlon

- Doug Larson, Whitworth WA, 7516
- Neville Laverett, Angelo State TX, 7468
- Greg Culp, Arkansas-Monticello, 7066
- Alan Stahlecker, Adams State CO, 6946
- Phil Schot, Pacific Lutheran WA, 6903
- Dave Pullin, Lewis & Clark OR, 6893

NOTE: The top 6 individuals in each event and the top 3 in each relay were named NAIA All-Americans.

TEAM CHAMPIONSHIP RESULTS

<u>YEAR</u>	<u>SITE</u>	<u>CHAMPION</u>	<u>POINTS</u>	<u>RUNNER-UP</u>	<u>POINTS</u>
1952	Abilene, TX	Abilene Christian TX	74	San Diego State CA	45
1953	Abilene, TX	South Dakota State	48	Abilene Christian TX	42
1954	Abilene, TX	Abilene Christian TX	39	Texas Southern	33 3/4
1955	Abilene, TX	Abilene Christian TX	68	Emporia State KS	44
1956	San Diego, CA	Occidental CA	89 1/2	Abilene Christian TX	56
1957	San Diego, CA	Occidental CA	148 1/2	Abilene Christian TX	34
1958	San Diego, CA	Occidental CA	93	Winston-Salem State NC	62
1959	Sioux Falls, SD	Winston-Salem State NC	56	East Texas State	55
1960	Sioux Falls, SD	Winston-Salem State NC	58	East Texas State	45
1961	Sioux Falls, SD	Texas Southern	49	Tennessee State	47
1962	Sioux Falls, SD	Texas Southern	72 1/2	Emporia State KS	46
1963	Sioux Falls, SD	Maryland State	82	Nebraska-Omaha	33
1964	Sioux Falls, SD	Emporia State KS	60	North Carolina College	50
1965	Sioux Falls, SD	Southern-Baton Rouge LA	77	North Carolina College	40
1966	Sioux Falls, SD	Southern-Baton Rouge LA	92	Texas Southern	69
1967	Sioux Falls, SD	Southern-Baton Rouge LA	77	Texas Southern	63
1968	Billings, MT	Prairie View TX	47	Arkansas AM&N	45
1969	Billings, MT	Prairie View TX	69 1/2	Southern-Baton Rouge LA	68
1970	Billings, MT	Eastern Michigan	75	Texas Southern	50
1971	Billings, MT	Eastern Michigan	65	North Carolina Central	43
1972	Billings, MT	North Carolina Central	68	Dallas Baptist TX	51
1973	Arkadelphia, AR	Texas Southern	81	Eastern New Mexico	55
1974	Arkadelphia, AR	Eastern New Mexico	67	Southern California	58
1975	Arkadelphia, AR	Southeastern Louisiana	68	Eastern New Mexico	63
1976	Arkadelphia, AR	Eastern New Mexico	56	Northwestern Louisiana	52
1977	Arkadelphia, AR	Jackson State MS	56	Adams State CO	31
1978	Abilene, TX	Texas Southern	67	Adams State CO	42
1979	Abilene, TX	Texas Southern	87	Abilene Christian TX	53
1980	Abilene, TX	Mississippi Valley	66	Abilene Christian TX	61
1981	Houston, TX	Mississippi Valley	62	Texas Southern	59

JACKSON STATE CAPTURES FIRST WOMEN'S INDOOR CHAMPIONSHIP



Radious Jacobs of Jackson State (left) receives the NAIA Women's Division—Outstanding Performer Award from Bob Johns of the Kansas City Sports Commission.

Team Scores

1. Jackson State MS.....	149	11. Saginaw Valley MI.....	9
2. Adams State CO.....	53	12. Fort Hays State KS.....	6
3. Wisconsin-Parkside.....	29	Pittsburg State KS.....	6
4. Emporia State KS.....	28	14. Chadron State NE.....	4
5. Mississippi Valley.....	25	Concordia NE.....	4
6. Kearney State NE.....	18	Doane NE.....	4
Midland Lutheran NE.....	18	Eastern New Mexico.....	4
8. Hampton Institute VA.....	14	Marymount KS.....	4
9. Prairie View TX.....	10	Missouri-Kansas City.....	4
Texas Southern.....	10	20. Hillsdale MI.....	2
		Park MO.....	2



Jackson State MS... 1981 Women's Indoor Track Champions

INDIVIDUAL RESULTS—FIRST NAIA WOMEN'S INDOOR TRACK MEET

60-YARD DASH: 1. Esther Hope, Jackson State MS, 6.99 (National Record - New Event); 2. Carol Williams, Mississippi Valley, 7.06; 3. Pamela Cook, Jackson State MS, 7.18; 4. Cornelia Jackson, Jackson State MS, 7.24; 5. Lori Risenhoover, Adams State CO; 7.30; 6. Harvellia Newsome, Mississippi Valley, 7.35.

60-YARD HURDLES: 1. Linda Weekly, Texas Southern, 7.79 (NATIONAL RECORD. Former record 7.85 by Linda Weekly, Texas Southern, in Semifinals); 2. Monica Williams, Saginaw Valley State MI, 8.08; 3. Thomasina Busch, Hampton Institute VA, 8.23; 4. Kathy Gebhards, Missouri-Kansas City, 8.35; 5. Colleen Donnelly, Adams State CO, 8.48; 6. Cassandra Van Horn, Jackson State MS, 8.79.

440-YARD DASH: 1. Yvonne Joseph, Jackson State MS, 53.96; 2. Brenda Owens, Jackson State MS, 58.18; 3. Vogel Newsome, Mississippi Valley, 58.19; 4. Yvette Joseph, Jackson State MS, 59.62; 5. Julie Faris, Kearney State NE, 60.10; 6. Denise Day, Midland Lutheran NE, 60.10. (National Record of 57.78 set by Brenda Owens, Jackson State, MS in Semis).

600-YARD RUN: 1. Radious Jacobs, Jackson State MS, 1:27.99 (National Record of 1:25.05 set by Radious Jacobs in Semis); 2. Andronike Green, Jackson State MS, 1:28.85; 3. Mary Sedall, Adams State CO, 1:29.18; 4. Dona Driscoll, Wisconsin-Parkside, 1:32.48; 5. Edie Hessman, Midland Lutheran NE, 1:32.48; 6. Amanda Abshire,

Adams State CO, 1:33.79.

880-YARD RUN: 1. Donna Bean, Jackson State MS, 2:16.38 (NATIONAL RECORD. New Event); 2. Radious Jacobs, Jackson State MS, 2:16.47; 3. Gina Smith, Jackson State MS, 2:20.86; 4. Mary Drey, Midland Lutheran NE, 2:22.48; 5. Shari Meyer, Kearney State NE, 2:24.77; 6. Jackie Hall, Park MO, 2:24.78.

1,000-YARD RUN: 1. Donna Bean, Jackson State MS, 2:40.36 (NATIONAL RECORD. New Event); 2. Gina Smith, Jackson State MS, 2:44.66; 3. Cynthia Edgerton, Emporia State KS, 2:46.79; 4. Vicki Lillis, Midland Lutheran NE, 2:47.23; 5. Lynn Mack, Doane NE, 2:48.89; 6. Tracy Luh, Park MO, 2:50.99.

MILE RUN: 1. Kellie Benzow, Wisconsin-Parkside, 5:11.63 (NATIONAL RECORD. New Event); 2. Leshia Wood, Emporia State KS, 5:12.40; 3. Gayla Rothers, Pittsburg State KS, 5:15.10; 4. Denise Falzone, Adams State CO, 5:18.04; 5. K.C. Curran, Marymount KS, 5:22.99; 6. Julie Jacob, Midland Lutheran NE, 5:23.92.

TWO-MILE RUN: 1. Wendy Burman, Wisconsin-Parkside, 10:47.16 (AUDITORIUM RECORD. FIRST TIME FOR EVENT); 2. Mary Jaqua, Adams State CO, 11:05.32; 3. Leshia Wood, Emporia State KS, 11:25.59; 4. Sharon Holthus, Concordia NE, 11:28.34; 5. K.C. Curran, Marymount KS, 11:29.44; 6. Marcy Nesbitt, Hillsdale MI, 11:29.62.

(Continued on next page)

MEN'S INDOOR TRACK AND FIELD TEAM SCORES

1. Texas Southern 80	Wisconsin-Stout 6	Wisconsin-LaCrosse 2
2. Jackson State MS 51	32. Hampton Institute VA 4	Wisconsin-Oshkosh 2
3. Mississippi Valley State 42	Southwestern KS 4	St. Cloud State MN 2
4. Abilene Christian TX 36	Mid-America Nazarene KS 4	41. Central State OK 1
5. Saginaw Valley State MI 34	35. Fort Hays State KS 3	Southeastern Louisiana 1
6. Adams State CO 26	36. Doane NE 2	Ouachita Baptist AR 1
7. Angelo State TX 25	Kearney State NE 2	Moorhead State MN 1
8. Hillsdale MI 21		
9. Malone OH 20		
10. Oklahoma Christian 18		
Pittsburg State KS 18		
12. Northwood Institute MI 17		
13. Wayland Baptist TX 15		
14. Prairie View A&M TX 14		
Wisconsin-Parkside 14		
16. Harding AR 11		
Azusa Pacific CA 11		
18. Biola CA 10		
Ottawa KS 10		
Wisconsin-Stevens Point 10		
Concordia NE 10		
22. Lewis & Clark OR 8		
Macalester MN 8		
LeTourneau TX 8		
25. Southern Arkansas 7		
26. Ferris State MI 6		
Siena Heights MI 6		
Hamline MN 6		
Aquinas MI 6		
Dordt IA 6		



Texas Southern University... 1981 Men's Indoor Track Champions



Kevin Jones (left) of Northwood MI receives the NAIA Men's Indoor Track Outstanding Performer Award from Bill Freeman, President of the Harry Gill Company.

WOMEN'S TRACK & FIELD RESULTS (Con't.)

MILE RELAY: 1. Mississippi Valley State (Harvella Newsome, Vogel Newsome, Vanessa Cole, Carol Williams) 3:55.81 (NAIA RECORD. New Event); 2. Jackson State MS, 3:56.62; 3. Adams State CO, 4:01.96; 4. Kearney State NE, 4:08.36; 5. Doane NE, 4:11.26; 6. Hillsdale MI, 4:22.94.

TWO-MILE RELAY: 1. Jackson State MS (Donna Bean, Gina Smith, Brenda Owens, Radius Jacobs), 9:30.49 (NAIA RECORD. New Event); 2. Emporia State KS, 9:43.69; 3. Midland Lutheran NE, 9:44.08; 4. Wisconsin-Parkside, 9:49.47; 5. Fort Hays State KS, 9:57.72; 6. Saginaw Valley State MI, 10:14.72

HIGH JUMP: 1. Vivian Garner, Jackson State MS, 5-7 (NAIA RECORD. First time for event); 2. TIE. Andronike Greene, Jackson State MS, 5-6; Colleen Donnelly, Adams State CO, 5-6; 4. TIE. Leisha Joiner, Eastern New Mexico, 5-4; Martie Curtis, Hampton Institute VA, 5-4; 6. Lynn Bradshaw, Fort Hays State KS, 5-2.

SHOT PUT: 1. Karen Waddell, Prairie View A&M TX, 46-8½ (NAIA RECORD. First time for event); 2. Cindy Young, Adams State CO, 40-4; 3. Paula Evans, Kearney State NE, 40-3½; 4. Laurie Wickard, Chadron State NE, 39-9; 5. Carolyn Peterson, Fort Hays State KS, 38-3½; 6. Teresa Johnson, Fort Hays State KS, 37-7.

LONG JUMP: 1. Lori Risenhoover, Adams State CO, 18-7 (NAIA RECORD. First time for event); 2. Cornelia Jackson, Jackson State MS, 18-4½; 3. Thomasina Busch, Hampton Institute VA, 17-10¼; 4. TIE. Julie Faris, Kearney State NE, 17-10; Annette Reaves, Jackson State MS, 17-10; 6. Jo Anne Carey, Wisconsin-Parkside, 17-8¼.

INDIVIDUAL RESULTS— NAIA MEN'S INDOOR TRACK & FIELD CHAMPIONSHIPS

60-YARD DASH: 1. Larry White, Mississippi Valley, 6.22; 2. Frederick Johnson, Mississippi Valley, 6.27; 3. Steve Parker, Abilene Christian TX, 6.30; 4. Michael Hill, Southern Arkansas, 6.31; 5. Morris Jackson, Jackson State MS, 6.32; 6. Makarios Djan, Southeastern Louisiana, 6.38.

60-YARD HIGH HURDLES: 1. Dwayne Allen, Harding AR, 7.46; 2. Robert Kennedy, Texas Southern, 7.49; 3. Tom Jakubowski, Siena Heights MI, 7.54; 4. Robert Johnson, Wayland Baptist TX, 7.56; 5. David Dixon, Hampton Institute VA, 7.60; 6. Paul Bowe, Jackson State MS, 7.70.

440-YARD DASH: 1. Kevin Jones, Northwood Institute MI, 47.75 (NAIA RECORD - FORMER RECORD 48.39 set by Tyrone Cross, Texas Southern in Semis, 1981); 2. Tyrone Cross, Texas Southern, 47.99; 3. Evans Lalas, Saginaw Valley State MI, 49.26; 4. Mark Rowe, Jackson State MS, 49.30; 5. Raymond Spears, Adams State CO, 49.78; 6. Kenneth Williams, Texas Southern, 51.10.

600-YARD RUN: 1. Eugene Sanders, Mississippi Valley State, 1:09.63 (NAIA RECORD - FORMER RECORD 1:09.97, Gerald Masterson, Ouachita Baptist AR, 1977); 2. John Wallace, Texas Southern, 1:10.57; 3. Randolph Dixon, Mississippi Valley State, 1:13.57; 4. Keith Lundy, Prairie View A&M TX, 1:13.58; 5. Colin O'Brien, Jackson State MS, 1:13.81; 6. Willis Alexander, Jackson State MS, 1:18.53.

880-YARD RUN: 1. Joel Ngetich, Wayland Baptist TX, 1:53.04; 2. Clifton Perry, Texas Southern, 1:53.10; 3. Michael Watson, Jackson State MS, 1:55.12; 4. Roddy Gaynor, Pittsburg State KS, 1:55.26; 5. Tyler Martin, Kearney State NE, 1:56.89; 6. Brian Starks, Texas Southern, 1:57.07.

1000-YARD RUN: 1. Clifton Perry, Texas Southern, 2:13.53; 2. Bill Ashley, Angelo State TX, 2:14.40; 3. Roddy Gaynor, Pittsburg State KS, 2:15.06; 4. Michael Watson, Jackson State MS, 2:15.10; 5. Steve Merline, Wisconsin-Oshkosh, 2:15.98; 6. Henry Harrell, Ouachita Baptist AR, 2:17.43.

MILE RUN: 1. John Esquibel, Adams State CO, 4:08.15 (NAIA RECORD - FORMER RECORD 4:11.39, Mike Boit, Eastern New Mexico, 1976); 2. Robert Marquardt, Pittsburg State KS, 4:14.87; 3. Scott Gaines, Saginaw Valley MI, 4:14.99; 4. Jeff Watcher, Wisconsin-Stout, 4:15.89; 5. Tom White, Adams State CO, 4:18.50; 6. Lonnie Gee, Fort Hays State KS, 4:19.34.

TWO-MILE RUN: 1. Kregg Einspahr, Concordia NE, 8:50.88 (NAIA RECORD - FORMER RECORD 8:51.98, John Kebiro, Eastern New Mexico, 1977); 2. Brad Erickstad, LeTourneau TX, 8:59.83; 3. Gordon Sanders, Hillsdale MI, 9:00.52; 4. Pat Porter, Adams State CO, 9:04.72; 5. Joel Marchand, Malone OH, 9:10.75; 6. Carter Lambert, Harding AR, 9:11.61.

TWO-MILE WALK: 1. Ray Sharp, Wisconsin-Parkside, 12:56.89 (NAIA RECORD - FORMER RECORD 13:46.09, set by Ray Sharp in Thursday night preliminaries); 2. Sam Shick, Lewis & Clark OR, NT; 3. Fabian Knizacky, Aquinas MI, NT; 4. Steve Ball, Wisconsin-

Parkside, NT; 5. Ken Gissing, Wisconsin-Stout, NT; 6. Charles Christ, Hillsdale MI, NT.

THREE-MILE RUN: 1. Joel Marchand, Malone OH, 13:59.86 (NAIA RECORD - FORMER RECORD 14:03.33, Tim Terrill, Adams State CO, 1980); 2. Paul Mausling, Macalester MN, 14:11.52; 3. Jerrold Wynia, Dordt IA, 14:12.38; 4. Kirk Keller, Mid-America Nazarene KS, 14:16.32; 5. Peter Graham, Adams State CO, 14:19.11; 6. Jay Heldt, Wisconsin-LaCrosse, 14:19.36.

MILE RELAY: 1. Texas Southern (Clifton Perry, Kenneth Williams, John Wallace, Tyrone Cross), 3:17.21; 2. Mississippi Valley State, 3:17.39; 3. Northwood Institute MI, 3:18.98; 4. Jackson State MS, 3:20.58; 5. Hampton Institute VA, 3:23.87; 6. Wayland Baptist TX, 3:25.56.

TWO-MILE RELAY: 1. Jackson State MS (Robert Wilson, Anthony Appoy, Napoleon Hooks, Michael Watson), 8:05.3; 2. Saginaw Valley State MI, 8:08.38; 3. Wisconsin-Stevens Point, 8:11.72; 4. Oklahoma Christian, 8:11.93; 5. Abilene Christian TX, 8:15.73; 6. Angelo State TX, 8:17.79. (Note: All teams ran an extra lap)

DISTANCE MEDLEY RELAY: 1. Oklahoma Christian (Greg Norman, Blake Smith, Tony Yates, Jerry Bellmyer), 10:11.23; 2. Saginaw Valley State MI, 10:13.84; 3. Jackson State MS, 10:15.82; 4. Southwestern KS, 10:16.61; 5. Doane NE, 10:17.55; 6. Central State OK, 10:21.65.

TRIPLE JUMP: 1. Cary Tyler, Biola CA, 52-2¼; 2. Britt Courville, Texas Southern, 50-9½; 3. Ed Brown, Saginaw Valley State MI, 50-1¼; 4. Larry Perkins, Jackson State MS, 48-11½; 5. Arnold Adkins, Angelo State TX, 48-10¼; 6. Al Marshall, Jackson State MS, 48-3¼.

HIGH JUMP: 1. Albert Peacock, Ottawa KS, 7-0; 2. TIE. Art Fenty, Prairie View A&M TX, 6-11; Daniel Gifford, Hillsdale MI, 6-11; 4. TIE. Dennis Green, Angelo State TX, 6-9; George Milton, Southern Arkansas, 6-9; Mark Norman, Northwood Institute MI, 6-9.

SHOT PUT: 1. Harold Ledet, Angelo State TX, 60-11¾; 2. Bob Urey, Malone OH, 60-11½; 3. Mike Manders, Hamline MN, 59-9¼; 4. Martin Guerrero, Abilene Christian TX, 58-7; 5. Layne Kelley, St. Cloud State MN, 57-6½; 6. Doug Barnett, Azusa Pacific CA.

POLE VAULT: 1. Brad Pursley, Abilene Christian TX, 17-0½; 2. Tim Bright, Abilene Christian TX, 16-6¾; 3. Bobby Williams, Abilene Christian TX, 16-6¾; 4. Kurt Siebold, Oklahoma Christian, 16-3; 5. Kim Stewart, Fort Hays State KS, 16-0; 6. Dave Robley, Moorhead State MN, 16-0.

LONG JUMP: 1. Britt Courville, Texas Southern, 24-4¾; 2. James Palmer, Texas Southern, 24-1; 3. Harvey Gales, Jackson State MS, 23-9; 4. Andy Shumway, Wisconsin-Stevens Point 23-8½; 5. Thaddeus Gamble, Prairie View TX, 23-8; 6. Bill Patza, Wisconsin-LaCrosse, 23-3¾.

35 LB. WEIGHT THROW: 1. Doug Barnett, Azusa Pacific CA, 59-1¼ (NAIA RECORD. First time for event); 2. Mark Mossey, Hillsdale MI, 53-9½; 3. Chris Lausten, Adams State CO, 53-7; 4. Dan Newmarch, Ferris State MI, 52-11¾; 5. Douglas Gillard, Ferris State MI, 52-6¼; 6. Harold Ledet, Angelo State TX, 51-8.

CASES AND COMMENTS

Case—Equating semester hours to quarter hours—

Our institution is on the quarter term. A student transferred to our school after attending one semester at a junior college. This is his only attendance at an institution of higher learning and so there is no residency requirement. The student completed eight semester hours of credit at the junior college. Since we are on the quarter system, our registrar recognized the eight semester hours as the equivalent of 12 quarter hours and recorded this on our institution's transcript for the student. In that our school recognizes the 12 credit hours of work, have we satisfied the NAIA regulation which states that a second-term freshman must have passed 12 credit hours his first term?

COMMENT—NO—The above student would be ineligible under NAIA regulations. The regulation you refer to is Article V, Section C, item d in the by-laws. The student in question *did not* pass 12 credit hours during his first term of attendance. Credit hours earned at an institution are taken at face value at the institution where the credits were earned. You cannot equate semester, quarter, or trimester hours to your institution's standard for athletic eligibility. The above student would be credited with eight hours passed and would be required to complete 16 credit hours during his next term to satisfy the 24 credit hour rule.

CASE—21 DAY RULE—An incoming freshman has enrolled at our school after first attending another institution for less than a week last fall and then withdrawing. The student is considered as an incoming freshman academically by our institution. In that the student withdrew within 21 calendar days from his first institution, is he eligible immediately upon enrolling in 12 or more hours at our institution this spring?

COMMENT—NO—The above student would be considered a second term freshman for athletic purposes. The student would be charged with one term and zero hours credit for his brief attendance at the first institution (Article V, Section B, 5, NAIA Handbook, Sixth Edition).

1. As a routine procedure, **ALL ATHLETES** that are injured and have competed in no more than two football contests or three contests in other sports during a season (and can no longer compete during the season because of the injury) should be processed by the institution as hardship requests. Make this a normal routine procedure, even if the athlete drops out of school, as the athlete may later decide to return.
2. At the start of each season, take the time to read the NAIA ELIGIBILITY REGULATIONS-ATTENTION ATHLETES poster at the first practice session to all potential

team members. Prevent problems before they arise.

3. When in doubt—CALL. Your district eligibility chairman or the national office is just a phone call away.

NEWS-O-GRAM

ATHLETIC DIRECTORS

Lonnie Nichols replaces Lester Jensen at Cameron OK. Jensen will remain as baseball coach... Tom Dowling named at Liberty Baptist VA, replacing Terry Don Phillips, who resigned to become assistant AD at Missouri... Pete Velasco named first full-time AD at Hawaii Pacific... Elmer Roth named at Ottawa KS... Brent Bledsoe promoted to assistant AD at Liberty Baptist VA...

BASKETBALL

Larry Lindsey has relinquished his duties as women's coach at Northwood Institute MI... Nancy Norman named head women's coach at Missouri-Kansas City... Steve Fritz, interim men's head coach at the College of St. Thomas MN during the 1980-81 season, has been permanently named to that position... Jim Wink resigned at Ferris State MI, replaced by Tom Ludwig, who had acted as Ferris's interim head coach during the past two seasons... Karl Merritt resigned at Manchester IN... Phil Williamson resigned at LaGrange GA, replaced by Hugh Corless. Williamson remains athletic director... Jeff Meyer appointed head men's coach at Liberty Baptist VA... George Jones resigned at Arkansas Tech, replaced by Danny Ebbs...

FOOTBALL

Vic Wallace, assistant coach at Texas Tech, has been selected head coach at William Jewell MO... William O'Connor named head coach at Pacific OR... Jim Breckenridge named an assistant at Abilene Christian TX... Terry Szucs named an assistant at Washburn KS...

TENNIS

Barb Boutwell named women's tennis coach at Bluffton OH...

VOLLEYBALL

Bobbi Cipriano resigned as women's volleyball and swimming coach at Emporia State KS...

WRESTLING

Doug Dufty has resigned as head coach Minnesota-Morris...

DISTRICT DOINGS

Tim Hills, Director of Athletics and head basketball coach at Western Baptist College OR, has been elected chairman of NAIA District 2 (Oregon-Southern Idaho-Hawaii)... Ed Chissus, a member of the NAIA Baseball Hall of Fame and a former member of the NAIA Baseball Coaches' Association executive board, is retiring at the end of this season at Eastern Washington University after 26 years... Lou Margot of East Texas State (District 4) has replaced Mike Davis as publicity director of the Lone Star Conference... Jack Dobbins, Director of Athletics at Northeastern State University OK (District 9) has been named interim chairman of District 9 replacing O. T. Delaporte who died April 1... Harding University AR (District 17) officially dedicated its new baseball field (Jerry Moore Field) in early April. The new facility memorializes Jerry Moore, a former

Harding athlete who was killed in 1978... Dr. John Strahl, who served as NAIA President in 1977-78 and taught and coached at Greenville College IL (District 20) for 30 years, coaching all seven sports at one time or another, is the subject of a master's degree thesis by John Holak, Sports Information Director at Greenville. The publication, **Dr. John Milton Strahl: His Life and Professional Contributions to Physical Education and Athletics at Greenville College** was submitted in partial fulfillment of Holak's degree requirements at Eastern Illinois University in 1980. Bob Starcher, head baseball coach at Malone College OH (District 22) and president of the NAIA Baseball Coaches' Association, has been named to the coaching staff of the United States Baseball Federation for the USA-Korea series to be held this summer in Tokyo and Seoul.

INDOOR TRACK AND FIELD




Texas Southern University ended a six-year reign by Jackson State MS in capturing the 16th annual NAIA National Men's Indoor Track and Field Championships, February 19-21, at Kansas City's Municipal Auditorium.

Finishing with a total of 80 points, TSU easily outdistanced Jackson State in the team standings. Mississippi Valley State was third in the meet. Northwood College's Kevin Jones, who set an NAIA record in the 440-yard dash, was named the outstanding performer in the men's division.



Jackson State University's success in indoor track and field carried over to its women's team in winning the first NAIA National Women's Indoor Track and Field Championships, February 19-21 in Kansas City's Municipal Auditorium.

The Tigers easily won the team title with a 149-53 scoring edge over Adams State CO. They captured seven of the 13 events held in the meet. Radium Jacobs, middle-distance runner for Jackson State, was named the outstanding performer of the women's division.



16TH ANNUAL - 1981 MEN'S DIVISION

TEAM SCORING

1. Texas Southern	80	16. Harding AR	11	Wisconsin-Stout	6
2. Jackson State MS	51	17. Azusa Pacific CA	11	32. Hampton Institute VA	4
3. Mississippi Valley State	42	18. Biola CA	10	Southwestern KS	4
4. Abilene Christian TX	36	Ottawa KS	10	Mid-America Nazarene KS	4
5. Saginaw Valley State MI	34	Wisconsin-Stevens Point	10	35. Fort Hays State KS	3
6. Adams State CO	26	Concordia NE	10	36. Doane NE	2
7. Angelo State TX	25	22. Lewis & Clark OR	8	Kearney State NE	2
8. Hillsdale MI	21	Macalester MN	8	Wisconsin-LaCrosse	2
9. Malone OH	20	LeTourneau TX	8	Wisconsin-Oshkosh	2
10. Oklahoma Christian	18	25. Southern Arkansas	7	St. Cloud State MN	2
Pittsburg State KS	18	26. Ferris State MI	6	41. Central State OK	1
12. Northwood Institute MI	17	Siena Heights MI	6	Southeastern Louisiana	1
13. Wayland Baptist TX	15	Hamline MN	6	Ouachita Baptist AR	1
14. Prairie View A&M TX	14	Aquinas MI	6	Moorhead State MN	1
Wisconsin-Parkside	14	Dordt IA	6		

RESULTS

60-YARD DASH

- Larry White, Mississippi Valley, 6.22
- Frederick Johnson, Mississippi Valley, 6.27
- Steve Parker, Abilene Christian TX, 6.30
- Michael Hill, Southern Arkansas, 6.31
- Morris Jackson, Jackson State MS, 6.32
- Makarios Djan, Southeastern Louisiana, 6.38

60-YARD HIGH HURDLES

- Dwayne Allen, Harding AR, 7.46
- Robert Kennedy, Texas Southern, 7.49
- Tom Jakubowski, Siena Heights MI, 7.54
- Robert Johnson, Wayland Baptist TX, 7.56
- David Dixon, Hampton Institute VA, 7.60
- Paul Bowe, Jackson State MS, 7.70

440-YARD DASH

- Kevin Jones, Northwood Institute MI, 47.75
- Tyrone Cross, Texas Southern, 47.99
- Evans Lalas, Saginaw Valley State MI, 49.26
- Mark Rowe, Jackson State MS, 49.30
- Raymond Spears, Adams State CO, 49.78
- Kenneth Williams, Texas Southern, 51.10

600-YARD RUN

- Eugene Sanders, Mississippi Valley St., 1:09.63
- John Wallace, Texas Southern, 1:10.57
- Randolph Dixon, Mississippi Valley St., 1:13.57
- Keith Lundy, Prairie View A&M TX, 1:13.58
- Colin O'Brien, Jackson State MS, 1:13.81
- Willis Alexander, Jackson State MS, 1:18.53

880-YARD RUN

- Joel Ngetich, Wayland Baptist TX, 1:53.04
- Clifton Perry, Texas Southern, 1:53.10
- Michael Watson, Jackson State MS, 1:55.12
- Roddy Gaynor, Pittsburg State KS, 1:55.26
- Tyler Martin, Kearney State NE, 1:56.89
- Brian Starks, Texas Southern, 1:57.07

1,000-YARD RUN

- Clifton Perry, Texas Southern, 2:13.53
- Bill Ashley, Angelo State TX, 2:14.40
- Roddy Gaynor, Pittsburg State KS, 2:15.06
- Michael Watson, Jackson State MS, 2:15.10
- Steve Merline, Wisconsin-Oshkosh, 2:15.98
- Henry Harrell, Ouachita Baptist AR, 2:17.43

MILE RUN

- John Esquibel, Adams State CO, 4:08.15
- Robert Marquardt, Pittsburg State KS, 4:14.87
- Scott Gaines, Saginaw Valley MI, 4:14.99
- Jeff Watcher, Wisconsin-Stout, 4:15.89
- Tom White, Adams State CO, 4:18.50
- Lonnie Gee, Fort Hays State KS, 4:19.34

TWO-MILE RUN

- Kregg Einspahr, Concordia NE, 8:50.88
- Brad Erickstad, LeTourneau TX, 8:59.83
- Gordon Sanders, Hillsdale MI, 9:00.52
- Pat Porter, Adams State CO, 9:04.72
- Joel Marchand, Malone OH, 9:10.75
- Carter Lambert, Harding AR, 9:11.61

THREE-MILE RUN

- Joel Marchand, Malone OH, 13:59.86
- Paul Mausling, Macalester MN, 14:11.52
- Jerrold Wynia, Dordt IA, 14:12.38
- Kirk Keller, Mid-America Nazarene KS, 14:16.32
- Peter Graham, Adams State CO, 14:19.11
- Jay Heldt, Wisconsin-LaCrosse, 14:19.36

TWO-MILE WALK

- Ray Sharp, Wisconsin-Parkside, 12:56.89
- Sam Shick, Lewis & Clark OR, NT
- Fabian Knizacky, Aquinas MI, NT
- Steve Ball, Wisconsin-Parkside, NT
- Ken Gissing, Wisconsin-Stout, NT
- Charles Christ, Hillsdale MI, NT

MILE RELAY

- Texas Southern (Clifton Perry, Kenneth Williams, John Wallace, Tyrone Cross), 3:17.21
- Mississippi Valley (Larry White, Nathaniel Sloan, Randy Dixon, Eugene Sanders), 3:17.39
- Northwood Institute MI (Stacey Cooper, Russell Jones, Mike Dougher, Kevin Jones), 3:18.98
- Jackson State MS, 3:20.58
- Hampton Institute VA, 3:23.87
- Wayland Baptist TX, 3:25.56

TWO-MILE RELAY (Note: All teams ran an extra lap)

- Jackson State MS (Robert Wilson, Anthony Appoy, Napoleon Hooks, Michael Watson), 8:05.3
- Saginaw Valley State MI (John Darga, Ed LaBair, Ken Plude, Dan Prose), 8:08.38
- Wisconsin-Stevens Point (Jeff Ellis, Chuck Paulson, Steve Brilowski, Eric Parker), 8:11.72
- Oklahoma Christian, 8:11.93
- Abilene Christian TX, 8:15.73
- Angelo State TX, 8:17.79

DISTANCE MEDLEY RELAY

- Oklahoma Christian (Greg Norman, Blake Smith, Tony Yates, Jerry Bellmyer), 10:11.23
- Saginaw Valley State MI (John Darga, Jeff Tousley, David Stimpson, John Stadwick), 10:13.84
- Jackson State MS (Robert Wilson, Napoleon Hooks, Anthony Appoy, Michael Watson) 10:15.82
- Southwestern KS, 10:16.61
- Doane NE, 10:17.55
- Central State OK, 10:21.65

LONG JUMP

- Britt Courville, Texas Southern, 24-4 3/4
- James Palmer, Texas Southern, 24-1
- Harvey Gales, Jackson State MS, 23-9
- Andy Shumway, Wisconsin-Stevens Point, 23-8 1/2
- Thaddeus Gamble, Prairie View TX, 23-8
- Bill Patza, Wisconsin-LaCrosse, 23-3 3/4

TRIPLE JUMP

- Cary Tyler, Biola CA, 52-2 3/4
- Britt Courville, Texas Southern, 50-9 1/2
- Ed Brown, Saginaw Valley State MI, 50-1 1/4
- Larry Perkins, Jackson State MS, 48-11 1/2
- Arnold Adkins, Angelo State TX, 48-10 1/4
- Al Marshall, Jackson State MS, 48-3 1/4

RESULTS (Cont'd)

HIGH JUMP

1. Albert Peacock, Ottawa KS, 7-0
2. Art Fenty, Prairie View A&M TX, 6-11
2. Daniel Gifford, Hillsdale MI, 6-11
4. Dennis Green, Angelo State TX, 6-9
4. George Milton, Southern Arkansas, 6-9
6. Mark Norman, Northwood Institute MI, 6-9

POLE VAULT

1. Brad Pursley, Abilene Christian TX, 17-0 1/2
2. Tim Bright, Abilene Christian TX, 16-6 3/4
3. Bobby Williams, Abilene Christian TX, 16-6 3/4
4. Kurt Siebold, Oklahoma Christian, 16-3
5. Kim Stewart, Fort Hays State KS, 16-0
6. Dave Robley, Moorhead State MN, 16-0

SHOT PUT

1. Harold Ledet, Angelo State TX, 60-11 3/4
2. Bob Urey, Malone OH, 60-11 1/2
3. Mike Manders, Hamline MN, 59-9 1/4
4. Martin Guerrero, Abilene Christian TX, 58-7
5. Layne Kelley, St. Cloud State MN, 57-6 1/2
6. Doug Barnett, Azusa Pacific CA, 57-2

35 LB. WEIGHT THROW

1. Doug Barnett, Azusa Pacific CA, 59-1 1/4
2. Mark Mossey, Hillsdale MI, 53-9 1/2
3. Chris Lausten, Adams State CO, 53-7
4. Dan Newmarch, Ferris State MI, 52-11 3/4
5. Douglas Gillard, Ferris State MI, 52-6 1/4
6. Harold Ledet, Angelo State TX, 51-8

Note: The top 6 individuals in each event and the top 3 in each relay were named NAIA All-Americans.

TEAM CHAMPIONSHIP RESULTS

<u>YEAR</u>	<u>SITE</u>	<u>CHAMPION</u>	<u>POINTS</u>	<u>RUNNER-UP</u>	<u>POINTS</u>
1966	Kansas City, MO	Southern-Baton Rouge LA	87	Fort Hays State KS	72
1967	Kansas City, MO	Southern-Baton Rouge LA	102	Texas Southern	92
1968	Kansas City, MO	Prairie View A&M TX	70	Texas Southern	67 1/2
1969	Kansas City, MO	Eastern Michigan	96 1/3	Prairie View A&M TX	52
1970	Kansas City, MO	Eastern Michigan	73	Prairie View A&M TX	31
1971	Kansas City, MO	Eastern Michigan	66 3/4	Dallas Baptist TX	32
1972	Kansas City, MO	Dallas Baptist TX	30	Prairie View A&M TX	27
1973	Kansas City, MO	Jackson State MS	43	Eastern New Mexico	37
1974	Kansas City, MO	Texas Southern	45	Jackson State MS	41
1975	Greensboro, NC	Jackson State MS	57	Eastern New Mexico	46
1976	Greensboro, NC	Jackson State MS	78	Eastern New Mexico	33 1/6
1977	Kansas City, MO	Jackson State MS	85	Oklahoma Christian/ Southern-Baton Rouge LA	38 38
1978	Kansas City, MO	Abilene Christian TX/ Jackson State MS	75 75	Southern-Baton Rouge LA (third place)	48
1979	Kansas City, MO	Jackson State MS	73	Abilene Christian TX	53 1/2
1980	Kansas City, MO	Jackson State MS	81	Prairie View A&M TX	53 1/2
1981	Kansas City, MO	Texas Southern	80	Jackson State MS	51

ALL-TIME TEAM CHAMPIONSHIPS

Jackson State MS	7	Texas Southern	2	Prairie View TX	1
Eastern Michigan	3	Abilene Christian TX	1		
Southern-Baton Rouge LA	2	Dallas Baptist TX	1		

ALL-TIME INDIVIDUAL CHAMPIONSHIPS

Jackson State MS	24	Mississippi Valley	4	Central Michigan	2
Prairie View TX	20	Ouachita Baptist AR	4	Concordia NE	2
Southern-Baton Rouge LA	18	Emporia State KS	3	Delaware State	2
Texas Southern	14	Fresno Pacific CA	3	Delta State MS	2
Eastern Michigan	11	Harding AR	3	Doane NE	2
Adams State CO	10	Nebraska-Omaha	3	Grambling LA	2
Abilene Christian TX	9	North Carolina Central	3	Kearney State NE	2
Eastern New Mexico	9	Occidental CA	3	McMurry TX	2
Fort Hays State KS	8	Oregon College	3	Marymount KS	2
Oklahoma Christian	7	Redlands CA	3	Pembroke State NC	2
Wisconsin-Parkside	6	St. Cloud State MN	3	Pittsburg State KS	2
Angelo State TX	5	Southern California C.	3	U.S. International CA	2
Arkansas AM&N	5	Westmont CA	3	Wisconsin-Stevens Point	2
Eastern Washington	5				

The following institutions each have won one championship: Alabama State; Alcorn State MS; Arkansas Tech; Azusa Pacific CA; Biola CA; Carson-Newman TN; Central Arkansas; Dallas Baptist TX; David Lipscomb TN; Fisk TN; Frostburg State MD; Hillsdale MI; Langston OK; Loras IA; Malone OH; Moorhead State MN; Norfolk State VA; North Carolina A&T; Northwest Louisiana; Northwood Institute MI; Ottawa KS; Pasadena CA; Simon Fraser CAN; Southeastern Louisiana; Southern-New Orleans LA; Southwestern Louisiana; Southwestern Oklahoma; Sul Ross TX; Tarleton TX; Wayland Baptist TX; Whitworth WA; Wisconsin-LaCrosse; Yankton SD.

REPEAT CHAMPIONSThree-Time

- Hubert Butler, Jackson State MS (pole vault, 1975-76-77)
 Ricky Davenport, Southern-Baton Rouge LA (60-yard high hurdles, 1976-77-78)
 John Esquibel, Adams State CO (mile run, 1979-80-81)
 Ray Geter, Prairie View A&M TX (600-yard run, 1972-73-74)
 Frank Gross, Adams State CO (shot put, 1976-77-78)
 Jim Heiring, Wisconsin-Parkside (two-mile walk, 1975-76-77)
 John Mason, Fort Hays State KS (mile run, 1966-67-68)
 Van Nelson, St. Cloud State MN (two-mile run, 1966-67-68)
 Billy Olson, Abilene Christian TX (pole vault, 1978-79-80)
 Andy Steben, Occidental CA (pole vault, 1967-68-69)
 Evans White, Prairie View A&M TX (880-yard run, 1978-79-80)

OUTSTANDING PERFORMERS

1966 George Anderson, Texas Southern
 1967 Jim Hines, Texas Southern
 1968 Van Nelson, St. Cloud State MN
 1969 Eric Nesbitt, Eastern Michigan
 1970 Al Feuerbach, Emporia State KS
 1971 Rex Maddaford, Eastern New Mexico
 1972 Ricky Parris, McMurry TX
 1973 Mike Boit, Eastern New Mexico
 1974 Tommy Fulton, Texas Southern
 1975 Mike Boit, Eastern New Mexico
 1976 Mike Boit, Eastern New Mexico
 1977 Gerald Masterson, Ouachita Baptist AR
 1978 Kenneth Brimmer, Jackson State MS (Field)
 John Kebiro, Abilene Christian TX (Track)
 1979 Billy Olson, Abilene Christian TX (Field)
 Evans White, Prairie View A&M TX (Track)
 1980 Billy Olson, Abilene Christian TX (Field)
 Evans White, Prairie View A&M TX (Track)
 1981 Kevin Jones, Northwood Institute MI

NAIA COACHES OF THE YEAR

1966 Richard Hill, Southern-Baton Rouge LA
 1967 Richard Hill, Southern-Baton Rouge LA
 1968 Hoover Wright, Prairie View A&M TX
 1969 Robert Parks, Eastern Michigan
 1970 Robert Parks, Eastern Michigan
 1971 Robert Parks, Eastern Michigan
 1972 Cleburne Price, Dallas Baptist TX
 1973 Martin Epps, Jackson State MS
 1974 Dave Bethany, Texas Southern
 1975 Martin Epps, Jackson State MS
 1976 Martin Epps, Jackson State MS
 1977 Martin Epps, Jackson State MS
 1978 Martin Epps, Jackson State MS
 Don Hood, Abilene Christian TX
 1979 Martin Epps, Jackson State MS
 1980 Martin Epps, Jackson State MS
 1981 Dave Bethany Texas Southern

NATIONAL MEET RECORDS

* Electronic
 + Hand

60-YARD DASH

* Earl Thomas, Jackson State MS, 1977 6.17
 + Earl Thomas, Jackson State MS, 1975 (p);
 Jean Louis Ravelomanantsoa, Westmont
 CA, 1971 (p); Jim Hines, Texas Southern,
 1967 5.9

60-YARD HIGH HURDLES

* Ricky Davenport, Southern-Baton Rouge
 LA, 1978 7.26
 + Charles Foster, North Carolina Central,
 1975; Rodney Milburn, Southern-Baton
 Rouge LA, 1972 (p) 6.9

440-YARD DASH

* Kevin Jones, Northwood Institute MI, 47.75
 1981
 + Fred Newhouse, Prairie View A&M TX, 48.4
 1970

600-YARD RUN

* Eugene Sanders, Mississippi Valley
 State, 1981 1:09.63

880-YARD RUN

* Evans White, Prairie View A&M TX, 1979 1:51.24

1000-YARD RUN

* Richard Newman, Texas Southern, 1977 2:09.93

MILE RUN

* John Esquibel, Adams State CO, 1981 4:08.15
 + John Mason, Fort Hays State KS, 1968 4:06.0

TWO-MILE RUN

* Kregg Einspahr, Concordia NE, 1981 8:50.88
 + Rex Maddaford, Eastern New Mexico, 1971 8:47.7

THREE-MILE RUN

* Joel Marchand, Malone OH, 1981 13:59.86

TWO-MILE WALK

* Ray Sharp, Wisconsin-Parkside, 1981 12:56.89
 + Jim Heiring, Wisconsin-Parkside, 1977 13:39.8

MILE RELAY

* Prairie View TX (Alvin Scott-Clifton 3:17.09
 Terrell-Evans White-Joe Johnson), 1980
 + Southern-Baton Rouge LA (Robert Johnson- 3:15.0
 Webster Johnson-Everett Mason-Theron
 Lewis), 1966

TWO-MILE RELAY

* Prairie View TX (Ray Roberts-Jody 7:42.02
 Cleveland-Terrence Ross-Evans White),
 1980

DISTANCE MEDLEY RELAY

* Oklahoma Christian (Bobby Smith-Gary 10:01.00
 Tatum-Ron Stageland-Steve Wolfe), 1977

LONG JUMP

Joshua Owusu, Angelo State TX, 1972 25-7 1/2

TRIPLE JUMP

Kenneth Brimmer, Jackson State MS, 1978 52-10 1/4

HIGH JUMP

Vic White, Eastern Washington 1980 7-2

POLE VAULT

Billy Olson, Abilene Christian TX, 1979, 17-6 1/2
 1980

SHOT PUT

Al Feuerbach, Emporia State KS, 1970 62-8 3/4

35 LB. WEIGHT THROW

Doug Barnett, Azusa Pacific CA, 1981 59-1 1/4

ALL-TIME INDIVIDUAL CHAMPIONS60-YARD DASH

1966 George Anderson, Southern-Baton Rouge LA, 6.0
 1967 James Hines, Texas Southern, 5.9
 1968 Clyde Duncan, Texas Southern, 6.1
 1969 Bobby Brown, Arkansas AM&N, 6.1
 1970 Jack Phillips, Grambling State LA, 6.2
 1971 Jean Louis Ravelomanantsoa, Westmont CA, 6.0
 1972 Jean Louis Ravelomanantsoa, Westmont CA, 6.0
 1973 Willie McGee, Alcorn State MS, 6.0
 1974 Larry Black, North Carolina Central, 6.1
 1975 Earl Thomas, Jackson State MS, 6.0
 1976 Earl Thomas, Jackson State MS, 6.17
 1977 Joe Franklin, Southern-New Orleans LA, 6.32

60-YARD HIGH HURDLES

1966 Willie Davenport, Southern-Baton Rouge LA, 7.1
 1967 Willie Davenport, Southern-Baton Rouge LA, 7.0
 1968 Roy Hicks, Texas Southern, 7.3
 1969 William Tipton, Eastern Michigan, 7.4
 1970 Rodney Milburn, Southern-Baton Rouge LA, 7.1
 1971 Fuller Cherry, Arkansas AM&N, 7.4
 1972 Rodney Milburn, Southern-Baton Rouge LA, 7.0
 1973 Rodney Milburn, Southern-Baton Rouge LA, 7.0
 1974 Charles Foster, North Carolina Central, 7.3
 1975 Charles Foster, North Carolina Central, 6.9
 1976 Ricky Davenport, Southern-Baton Rouge LA, 7.34
 1977 Ricky Davenport, Southern-Baton Rouge LA, 7.33

60-YARD DASH (Cont'd)

1978 Nate Johnson, Hillsdale MI, 6.23
 1979 Isadore Johnson, Jackson State MS, 6.26
 1980 Alvin Matthias, Adams State CO, 6.1
 1981 Larry White, Mississippi Valley, 6.22

440-YARD DASH

1966 Theron Lewis, Southern-Baton Rouge LA, 48.9
 1967 Oliver Ford, Southern-Baton Rouge LA, 49.2
 1968 Henry Smothers, Arkansas AM&N, 49.3
 1969 Fred Newhouse, Prairie View A&M TX, 49.5
 1970 Fred Newhouse, Prairie View A&M TX, 48.6
 1971 Alvin Dotson, Prairie View A&M TX, 49.7
 1972 Larry Stinson, Southwestern Oklahoma, 49.7
 1973 Larry Ellis, Jackson State MS, 50.2
 1974 Steve Nichols, Adams State CO, 49.5
 1975 Lawrence Davis, Norfolk State VA, 49.50
 1976 Jim Bloomingburg, David Lipscomb TN, 49.75
 1977 David Law, Langston OK, 48.94
 1978 Dennis Duckworth, Jackson State MS, 49.19
 1979 Theodore Davis, Prairie View A&M TX, 49.5
 1980 Kenneth Brown, Jackson State MS, 48.79
 1981 Kevin Jones, Northwood Institute MI, 47.75

880-YARD RUN

1966 Jack Harms, Fort Hays State KS, 1:55.9
 1967 Jim Nesbit, Central Michigan, 1:55.4
 1968 Felix Johnson, Prairie View A&M TX, 1:56.8
 1969 Felix Johnson, Prairie View A&M TX, 1:55.1
 1970 Cornelius Shoaf, Grambling State LA, 1:56.1
 1971 Thomas Bryan, Loras IA, 1:55.8
 1972 Bruce Vogel, Oregon College, 1:55.4
 1973 Mike Boit, Eastern New Mexico, 1:57.4
 1974 Tommy Fulton, Texas Southern, 1:57.0
 1975 Mike Boit, Eastern New Mexico, 1:55.40
 1976 Gerald Masterson, Ouachita Baptist AR, 1:56.09
 1977 Gerald Masterson, Ouachita Baptist AR, 1:52.22
 1978 Evans White, Prairie View A&M TX, 1:54.16
 1979 Evans White, Prairie View A&M TX, 1:51.69
 1980 Evans White, Prairie View A&M TX, 1:51.34
 1981 Joel Ngetich, Wayland Baptist TX, 1:53.04

MILE RUN

1966 John Mason, Fort Hays State KS, 4:20.5
 1967 John Mason, Fort Hays State KS, 4:14.0
 1968 John Mason, Fort Hays State KS, 4:06.0
 1969 Jim Crawford, Harding AR, 4:10.7
 1970 Dennis Savage, Westmont CA, 4:11.5
 1971 Bob Maplestone, Eastern Washington, 4:10.5
 1972 Bob Maplestone, Eastern Washington, 4:13.9
 1973 Mike Boit, Eastern New Mexico, 4:12.3
 1974 Tommy Fulton, Texas Southern, 4:11.3
 1975 Mike Boit, Eastern New Mexico, 4:16.99
 1976 Mike Boit, Eastern New Mexico, 4:11.39
 1977 Jim Hanson, Wisconsin-LaCrosse, 4:12.03
 1978 John Kebiro, Abilene Christian TX, 4:11.44
 1979 John Esquibel, Adams State CO, 4:14.46
 1980 John Esquibel, Adams State CO, 4:11.60
 1981 John Esquibel, Adams State CO, 4:08.15

THREE-MILE RUN

1979 Fred Torneden, Fort Hays State KS, 14:08.42
 1980 Tim Terrill, Adams State CO, 14:03.33
 1981 Joel Marchand, Malone OH, 13:59.86

MILE RELAY

1966 Southern-Baton Rouge LA, 3:15
 1967 Arkansas AM&N, 3:17.3
 1968 Prairie View A&M TX, 3:19.2
 1969 Arkansas AM&N, 3:17.1
 1970 Prairie View A&M TX, 3:19.9
 1971 Prairie View A&M TX, 3:21.1
 1972 Nebraska-Omaha, 3:21.7
 1973 Jackson State MS, 3:21.2
 1974 Mississippi Valley, 3:20.2
 1975 Mississippi Valley, 3:23.70
 1976 Texas Southern, 3:20.81
 1977 Southern-Baton Rouge LA, 3:16.24
 1978 Southern-Baton Rouge LA, 3:18.92
 1979 Southern-Baton Rouge LA, 3:19.45
 1980 Prairie View A&M TX, 3:17.09
 1981 Texas Southern, 3:17.21

60-YARD HIGH HURDLES (Cont'd)

1978 Ricky Davenport, Southern-Baton Rouge LA, 7.26
 1979 Edgar Fordham, Southern-Baton Rouge LA, 7.38
 1980 Steve Parker, Abilene Christian TX, 7.2
 1981 Dwayne Allen, Harding AR, 7.46

600-YARD RUN

1966 Henry Brown, Southern-Baton Rouge LA, 1:14.1
 1967 Larry Dillon, Texas Southern (746 yards), 1:37.5
 1968 Thurman Boggess, Prairie View A&M TX, 1:13.4
 1969 Pat Bynoe, Eastern Michigan, 1:13.0
 1970 Paul Blalock, Yankton SD, 1:13.0
 1971 Larry Zaragoza, Adams State CO, 1:12.2
 1972 Ray Geter, Prairie View A&M TX, 1:12.2
 1973 Ray Geter, Prairie View A&M TX, 1:12.4
 1974 Ray Geter, Prairie View A&M TX, 1:12.2
 1975 Aubrey Wilson, Fisk TN, 1:12.52
 1976 Robert Bryant, Delaware State, 1:11.90
 1977 Gerald Masterson, Ouachita Baptist AR, 1:09.97
 1978 Rickey Myles, Jackson State MS, 1:12.01
 1979 Robert Bryant, Delaware State, 1:12.68
 1980 Joe Johnson, Prairie View A&M TX, 1:12.23
 1981 Eugene Sanders, Mississippi Valley 1:09.63

1000-YARD RUN

1966 Bruce Carter, Texas Southern, 2:14.6
 1967 Terry Morman, Eastern Michigan, 2:13.0
 1968 Eric Nesbitt, Eastern Michigan, 2:12.2
 1969 Eric Nesbitt, Eastern Michigan, 2:12.5
 1970 Kent Andersson, U.S. International CA, 2:12.2
 1971 Steve Boehmer, Fort Hays State KS, 2:14.1
 1972 Don Hampton, Simon Fraser CAN, 2:15.1
 1973 Jon Nelson, Fort Hays State KS, 2:12.9
 1974 Dennis Biel, Wisconsin-Parkside, 2:11.5
 1975 Jeff Cushing, Pembroke State NC, 2:18.40
 1976 Richard Newman, Texas Southern, 2:11.22
 1977 Richard Newman, Texas Southern, 2:09.93
 1978 Gerald Masterson, Ouachita Baptist AR, 2:14.44
 1979 Michael Watson, Jackson State MS, 2:13.33
 1980 Michael Watson, Jackson State MS, 2:11.17
 1981 Clifton Perry, Texas Southern, 2:13.53

TWO-MILE RUN

1966 Van Nelson, St. Cloud State MN, 9:06.7
 1967 Van Nelson, St. Cloud State MN, 9:04.0
 1968 Van Nelson, St. Cloud State MN, 8:53.1
 1969 David Ellis, Eastern Michigan, 8:54.9
 1970 David Ellis, Eastern Michigan, 9:00.5
 1971 Rex Maddaford, Eastern New Mexico, 8:47.7
 1972 Rex Maddaford, Eastern New Mexico, 8:49.0
 1973 Jeff Mathews, U.S. International CA, 8:57.6
 1974 Tony Brien, Marymount KS, 8:58.8
 1975 Tony Brien, Marymount KS, 8:55.50
 1976 Desmond O'Connor, Angelo State TX, 9:10.74
 1977 John Kebiro, Eastern New Mexico, 8:51.98
 1978 John Kebiro, Abilene Christian TX, 9:01.49
 1979 Ron Graham, Moorhead State MN, 9:17.13
 1980 Gregg Einspahr, Concordia NE, 9:01.64
 1981 Gregg Einspahr, Concordia NE, 8:50.88

TWO-MILE WALK

1972 Steve Tyrer, Oregon College, 14:50.3
 1973 Steve Tyrer, Oregon College, 15:04.1
 1974 Ed Bouldin, Southern California College, 14:37.8
 1975 Jim Heiring, Wisconsin-Parkside, 14:14.6
 1976 Jim Heiring, Wisconsin-Parkside, 14:07.30
 1977 Jim Heiring, Wisconsin-Parkside, 13:39.8
 1978 Carl Schueler, Frostburg State MD, 13:53.62
 1979 John Van Den Brandt, Wisconsin-Parkside, 13:10.43
 (one lap short)
 1980 Jeff Ellis, Wisconsin-Stevens Point, 13:53.35
 1981 Ray Sharp, Wisconsin-Parkside, 12:56.89

DISTANCE MEDLEY RELAY

1977 Oklahoma Christian, 10:01.00
 1978 Oklahoma Christian, 10:12.52
 1979 Oklahoma Christian, 10:09.44
 1980 Jackson State MS, 10:12.48
 1981 Oklahoma Christian, 10:11.23

TWO-MILE RELAY

1966 Pittsburg State KS, 8:08
 1967 Eastern Michigan, 7:55
 1968 Eastern Michigan, 7:56.8
 1969 Eastern Michigan, 7:49.1
 1970 Kearney State NE, 7:53.8
 1971 Eastern Michigan, 7:50.4
 1972 Nebraska-Omaha, 7:50.0
 1973 Nebraska-Omaha, 7:50.9
 1974 Prairie View A&M TX, 7:45.2
 1975 Jackson State MS, 7:53.7
 1976 Oklahoma Christian, 7:49.77
 1977 Jackson State MS, 7:42.39
 1978 Jackson State MS, 7:44.14
 1979 Oklahoma Christian, 7:48.11
 1980 Prairie View A&M TX, 7:42.02
 1981 Jackson State MS, 8:05.3

TRIPLE JUMP

1977 Moise Pomaney, Tarleton State TX, 52-3
 1978 Kenneth Brimmer, Jackson State MS, 52-10 1/4
 1979 Bill McClellon, Abilene Christian TX, 51-1 3/4
 1980 Larry Perkins, Jackson State MS, 49-7 3/4
 1981 Cary Tyler, Biola CA, 52-2 3/4

POLE VAULT

1966 Joe Neihardt, Central Michigan, 15-2
 1967 Andy Steben, Occidental CA, 15-6
 1968 Andy Steben, Occidental CA, 15-6
 1969 Andy Steben, Occidental CA, 15-6
 1970 Curt Hisaw, Eastern Washington, 15-6 1/2
 1971 Rickey Parris, McMurry TX, 15-7
 1972 Rickey Parris, McMurry TX, 16-8 1/4
 1973 Steve Hardison, Fresno Pacific CA, 15-9
 1974 Steve Hardison, Fresno Pacific CA, 15-4
 1975 Hubert Butler, Jackson State MS, 15-8 1/2
 1976 Hubert Butler, Jackson State MS, 16-0
 1977 Hubert Butler, Jackson State MS, 17-1
 1978 Frank Estes & Billy Olson, Abilene Christian TX, 16-6
 1979 Billy Olson, Abilene Christian TX, 17-6 1/2
 1980 Billy Olson, Abilene Christian TX, 17-6 1/2
 1981 Brad Pursley, Abilene Christian TX, 17-0 1/2

35 LB. WEIGHT THROW

1981 Doug Barnett, Azusa Pacific CA, 59-1 1/4

LONG JUMP

1966 Richard Boeringer, Emporia State KS, 23-2
 1967 Harvey Nairn, Southern-Baton Rouge LA, 24-7 3/4
 1968 Jerry Proctor, Redlands CA, 25-2
 1969 David Johnston, Central Arkansas, 23-10 3/4
 1970 Jerry Proctor, Redlands CA, 25-4 3/4
 1971 Jerry Proctor, Redlands CA, 25-4 3/4
 1972 Joshua Owusu, Angelo State TX, 25-7 1/2
 1973 Joshua Owusu, Angelo State TX, 24-8 1/2
 1974 J.O. Amoah, Eastern New Mexico, 24-5 3/4
 1975 Donald Dykes, Southeastern Louisiana, 24-7
 1976 Mike Brown, Northwest Louisiana, 24-8 1/2
 1977 Larry Cooke, Carson-Newman TN, 24-11
 1978 Dennis Trott, Jackson State MS, 25-1
 1979 Dennis Trott, Jackson State MS, 24-9 1/4
 1980 Ricky Smith, Alabama State, 23-11
 1981 Britt Courville, Texas Southern, 24-4 3/4

HIGH JUMP

1966 Tom Bateman, Harding AR, 6-7
 1967 John Hartfield, Texas Southern, 7-1
 1968 Lloyd Higgins, Pasadena CA, 6-10
 1969 Phil Kastens, Whitworth WA, 6-6
 1970 Jackie Causey, Southwestern Louisiana, 6-8
 1971 Jim Sobieszczyk, Kearney State NE, 6-8
 1972 Walden Curry, Delta State MS, 7-0
 1973 Walden Curry, Delta State MS, 6-10
 1974 David Phillips, Pembroke State NC, 6-11
 1975 British Tharpe, Dallas Baptist TX, 6-10
 1976 Clark Godwin, Jackson State MS, 6-10
 1977 Dwight Stoppel, Fort Hays State KS, 6-9
 1978 Bob Bayless, Oklahoma Christian, 6-10
 1979 Vic White, Eastern Washington, 7-1 1/2
 1980 Vic White, Eastern Washington, 7-2
 1981 Albert Peacock, Ottawa KS, 7-0

SHOT PUT

1966 Elvin Bethea, North Carolina A&T, 56-7
 1967 Fred Davis, Doane NE, 54-10 1/4
 1968 Fred Davis, Doane NE, 54-6 3/4
 1969 Al Feuerbach, Emporia State KS, 57-5 1/2
 1970 Al Feuerbach, Emporia State KS, 62-8 3/4
 1971 Erich Hardaway, Sul Ross State TX, 57-3
 1972 Dennis Anderson, Fresno Pacific CA, 55-7
 1973 Wally Autem, Pittsburg State KS, 56-7 1/2
 1974 Don Turri, Southern California College, 58-3 1/2
 1975 Don Turri, Southern California College, 59-7
 1976 Frank Gross, Adams State CO, 58-6
 1977 Frank Gross, Adams State CO, 61-3 3/4
 1978 Frank Gross, Adams State CO, 60-7
 1979 Paul White, Arkansas Tech, 61-1 1/2
 1980 Harold Ledet, Angelo State TX, 59-8 1/2
 1981 Harold Ledet, Angelo State TX, 60-11 3/4

FIRST (1981) WOMEN'S DIVISION

TEAM SCORING

1. Jackson State MS	149	8. Hampton Institute VA	14	Concordia NE	4
2. Adams State CO	53	9. Prairie View TX	10	Doane NE	4
3. Wisconsin-Parkside	29	Texas Southern	10	Eastern New Mexico	4
4. Emporia State KS	28	11. Saginaw Valley MI	9	Marymount KS	4
5. Mississippi Valley	25	12. Fort Hays State KS	6	Missouri-Kansas City	4
6. Kearney State NE	18	Pittsburg State KS	6	20. Hillsdale MI	2
Midland Lutheran NE	18	14. Chadron State NE	4	Park MO	2

RESULTS

60-YARD HURDLES

1. Linda Weekly, Texas Southern, 7.79
 2. Monica Williams, Saginaw Valley State MI 8.08
 3. Thomasina Busch, Hampton Institute VA, 8.23
 4. Kathy Gebhards, Missouri-Kansas City, 8.35
 5. Colleen Donnelly, Adams State CO, 8.48
 6. Cassandra Van Horn, Jackson State MS, 8.79

Note: All times and performances are meet records.

440-YARD DASH

1. Yvonne Joseph, Jackson State MS, 57.96
2. Brenda Owens, Jackson State MS, 58.18
3. Vogel Newsome, Mississippi Valley, 58.19
4. Yvette Joseph, Jackson State MS, 59.62
5. Julie Faris, Kearney State NE, 60.10
6. Denise Day, Midland Lutheran NE, 60.10

600-YARD RUN

1. Radium Jacobs, Jackson State MS, 1:27.99
2. Andronike Green, Jackson State MS, 1:28.85
3. Mary Sedall, Adams State CO, 1:29.18
4. Dona Driscoll, Wisconsin-Parkside, 1:32.48
5. Edie Hessman, Midland Lutheran NE, 1:32.48
6. Amanda Abshire, Adams State CO, 1:33.79

880-YARD RUN

1. Donna Bean, Jackson State MS, 2:16.38
2. Radium Jacobs, Jackson State MS, 2:16.47
3. Gina Smith, Jackson State MS, 2:20.86
4. Mary Drey, Midland Lutheran NE, 2:22.48
5. Shari Meyer, Kearney State NE, 2:24.77
6. Jackie Hall, Park MD, 2:24.78

1,000 YARD RUN

1. Donna Bean, Jackson State MS, 2:40.36
2. Gina Smith, Jackson State MS, 2:44.66
3. Cynthia Edgerton, Emporia State KS, 2:46.79
4. Vicki Lillis, Midland Lutheran NE, 2:47.23
5. Lynn Mack, Doane NE, 2:48.89
6. Tracy Luh, Park MD, 2:50.99

MILE RUN

1. Kellie Benzow, Wisconsin-Parkside, 5:11.63
2. Lesha Wood, Emporia State KS, 5:12.40
3. Gayla Rothers, Pittsburg State KS, 5:15.10
4. Denise Falzone, Adams State CO, 5:18.04
5. K.C. Curran, Marymount KS, 5:22.99
6. Julie Jacob, Midland Lutheran NE, 5:23.92

2-MILE RUN

1. Wendy Burman, Wisconsin-Parkside, 10:47.16
2. Mary Jaqua, Adams State CO, 11:05.32
3. Lesha Wood, Emporia State KS, 11:25.59
4. Sharon Holthus, Concordia NE, 11:28.34
5. K.C. Curran, Marymount KS, 11:29.44
6. Marcy Nesbitt, Hillsdale MI, 11:29.62

MILE RELAY

1. Mississippi Valley State (Harvella Newsome-Vogel Newsome-Vanessa Cole, Carol Williams), 3:55.81
2. Jackson State MS, 3:56.62
3. Adams State CO, 4:01.96
4. Kearney State NE, 4:08.36
5. Doane NE, 4:11.26
6. Hillsdale MI, 4:22.94

2-MILE RELAY

1. Jackson State MS (Donna Bean-Gina Smith-Brenda Owens-Radium Jacobs), 9:30.49
2. Emporia State KS, 9:43.69
3. Midland Lutheran NE, 9:44.08
4. Wisconsin-Parkside, 9:49.47
5. Fort Hays State KS, 9:57.72
6. Saginaw Valley State MI, 10:14.72

HIGH JUMP

1. Vivian Garner, Jackson State MS, 5-7
2. Andronike Greene, Jackson State MS, 5-6
2. Colleen Donnelly, Adams State CO, 5-6
4. Leisha Joiner, Eastern New Mexico, 5-4
4. Martie Curtis, Hampton Institute VA, 5-4
6. Lynn Bradshaw, Fort Hays State KS, 5-2

SHOT PUT

1. Karen Waddell, Prairie View A&M TX, 46-8 1/2
2. Cindy Young, Adams State CO, 40-4
3. Paula Evans, Kearney State NE, 40-3 1 2
4. Laurie Wickard, Chadron State NE, 39-9
5. Carolyn Peterson, Fort Hays State KS, 38-3 1/2
6. Teresa Johnson, Fort Hays State KS, 37-7

LONG JUMP

1. Lori Risenhoover, Adams State CO, 18-7
2. Cornelia Jackson, Jackson State MS, 18-4 1/2
3. Thomasina Busch, Hampton Institute VA, 17-10 1/4
4. Julie Faris, Kearney State NE, 17-10
4. Annette Reaves, Jackson State MS, 17-10
6. Jo Anne Carey, Wisconsin-Parkside, 17-8 1/4

*Note: The top 6 individuals in each event and the top 3 in each relay were named NAIA All-Americans.

TEAM CHAMPIONSHIP RESULTS

<u>YEAR</u>	<u>SITE</u>	<u>CHAMPION</u>	<u>POINTS</u>	<u>RUNNER-UP</u>	<u>POINTS</u>
1981	Kansas City, MO	Jackson State MS	149	Adams State CO	53

OUTSTANDING PERFORMER

1981 Radium Jacobs, Jackson State MS

NAIA COACHES OF THE YEAR

1981 Martin Epps, Jackson State MS