

1982

1982 Statistics

George Fox University Archives

Follow this and additional works at: https://digitalcommons.georgefox.edu/athletics_womentrack

Recommended Citation

George Fox University Archives, "1982 Statistics" (1982). *Women's Track and Field*. 25.
https://digitalcommons.georgefox.edu/athletics_womentrack/25

This Statistics is brought to you for free and open access by the George Fox University Athletics at Digital Commons @ George Fox University. It has been accepted for inclusion in Women's Track and Field by an authorized administrator of Digital Commons @ George Fox University. For more information, please contact arolfe@georgefox.edu.

BRUIN TRACK
1982 SEASON'S BEST

5-20-82

| | | | | |
|------------------|--------------------------------------|--------------------------|--------------------------------------|--|
| 400 Relay | Young, VanWinkle Wilkinson, Smith | 44.0 4/24 | | |
| 1500 | Bright | 4:06.9 4/16 | | |
| 110 High Hurdles | Renfro | 19.4 4/3 | | |
| 400 | VanWinkle 49.5 4/10 | Young 51.0 4/10 | Wilkinson 51.5 4/10 | Driesner 51.5 4/10 |
| 100 | Young 11.0 4/24 | VanWinkle 11.7 3/6 | | |
| 800 | Wilkinson 2:04.5 4/16 | VanWinkle 2:07.6 4/3 | | |
| Intern. Hurdles | Renfro 58.1 4/24 | | Smith 24.1 3/27 | |
| 200 | Young 22.4 4/24 | VanWinkle 22.7 4/24 | Wilkinson 24.1 3/27 | |
| 1600 Relay | Driesner, Smith Young, VanWinkle | 3:23.1 4/10 | Wilkinson, Smith Young, VanWinkle | 3:25.2 |
| 5000 | Bright 15:33.9 4/10 | Larabee 16:03.2 3/6 | | |
| 10,000 | Bright 33:17.0 3/27 | Larabee 34:17.4 3/27 | | |
| Steeple Chase | Bright 9:30.7 4/24 | | | |
| Pole Vault | Brent Heydel 140-0 5/8 | Wilkinson 10-6 3/27&4/29 | | |
| High Jump | Owen James 6-7 4/16 | Heydel 5-9 4/3 | | |
| Long Jump | VanWinkle 19-7½ 4/16 | | | |
| Triple Jump | Smith 44-3 4/16 | | | |
| Shot | Curtis 45-6½ 4/24 | Whitham 40-½ 4/24 | | |
| Discus | Curtis 144-6 5/8 | Whitham 140-7 5/8 | Huisenga 134-6 5/1 | |
| Javelin | Wilson 175-1 4/10 | Huisenga 160-2 4/16 | Whitham 133-3 3/27 | |
| Hammer | Curtis 164-10 4/16 | Smith 144-11 4/16 | Huisenga 132-2 4/24 | Whitham 129-7 4/16 Renfro 96-6 3/27 |
| Ball | Larabee 61:09.2 5/8 | | | |
| Shotgun | Bright 2:32.39 2/27 | | | |

BRUIN TRACK
1982
Point Totals

| | NNC | | Will. | | Alumni WOSC L&C | | Dist. | |
|---------------------|-----|----|-------|-----|-----------------------|-----|-------|-----|
| | 5 | 5 | 4 | 9 | 7 | 16 | 16 | 32 |
| 1. Bright, Jim | 15 | 15 | 8 | 23 | 11 | 34 | 16 | 50 |
| 2. Curtis, Steve | 3 | 3 | 1 | 4 | 0 | 4 | - | 4 |
| 3. Driesner, David | 8 | 8 | 6 | 14 | 5 | 19 | 4 | 23 |
| 4. Heydel, Brent | 7 | 7 | 6 | 13 | 4 | 17 | - | 17 |
| 5. Huisenga, Steve | 5 | 5 | 5 | 10 | 5 | 15 | 6 | 21 |
| 6. James, Owen | 3 | 3 | 1 | 4 | 0 | 4 | 1 | 5 |
| 7. Larabee, Dwight | 8 | 8 | 3 | 11 | 3 | 14 | 0 | 14 |
| 8. Renfro, Randy | 1½ | 1½ | 8 | 9½ | 7½ | 16½ | 2 | 18½ |
| 9. Smith, Nolan | 9½ | 9½ | 7 | 16½ | 10½ | 26½ | 3 | 29½ |
| 10. VanWinkle, Tom | 5 | 5 | 5 | 10 | 3 | 13 | 0 | 13 |
| 11. Whitham, Nathan | 6½ | 6½ | 2 | 8½ | 5½ | 13½ | 1 | 14½ |
| 12. Wilkinson, Dave | 5 | 5 | 1 | 6 | 2 | 3 | - | 8 |
| 13. Wilson, Tobi | 7½ | 7½ | 10 | 17½ | 12½ | 29½ | 2 | 31½ |
| 14. Young, Mark | | | | | | | | |

GFC 88 GFC 67 GFC 76 7/9
 NNC 54 Will 34 WO 74
 LC 47

GEORGE FOX COLLEGE/LEWIS & CLARK
 CLARK COMMUNITY COLLEGE
 Newberg, OR
 April 30, 1987

| EVENT | PLACE | SCHOOL | TIME/DISTANCE | POINTS | GFC | LC | CCC |
|-----------------|---|--------|-----------------------|--------|------|------|-------|
| 4x100m RELAY | 1st Testerman, Cox Huse, Lawhern | CCC | 0:53.4 | 5 | | | |
| | 2nd Thomas, Barrett, Mattson, Thompson | GFC | 0:53.8 | 3 | 3/3 | 0/0 | 5/5 |
| HIGH JUMP | 1st Sheryl Gold | CCC | 5'0" | 5 | | | |
| | 2nd D'Ann Hawke | CCC | 5'0" | 3 | | | |
| | 3rd M. Schuster | CCC | 4'4" | 2 | 0/3 | 0/0 | 10/15 |
| SHOT | 1st Pau Lorensen | CCC | 43'3 $\frac{1}{2}$ " | 5 | | | |
| | 2nd Karen Gurske | GFC | 39'1 $\frac{1}{2}$ " | 3 | | | |
| | 3rd Melanie Johnson | GFC | 36'9 $\frac{1}{4}$ " | 2 | | | |
| | 4th Barbara Crocker | LC | 36'9" | 1 | 5/8 | 1/1 | 5/20 |
| 1500m | 1st Nancy Roley | GFC | 5:22.8 | 5 | | | |
| | 2nd Liz Baccigalluppi | LC | 5:49.5 | 3 | 5/13 | 3/4 | 0/20 |
| 100m HURDLES | 1st Michelle MacArthur | LC | 16.5 | 5 | | | |
| | 2nd Lois Thomas | CCC | 17.3 | 3 | | | |
| | 3rd Amy Kreps | CCC | 17.4 | 2 | 0/13 | 5/9 | 5/25 |
| 400m | 1st Nora Thompson | GFC | 1:02.2 | 5 | | | |
| | 2nd Jackie Miller | LC | 1:02.4 | 3 | | | |
| | 3rd Cathy Marshall | CCC | 1:12.8 | 2 | 5/18 | 3/12 | 2/27 |
| 100m | 1st Michelle MacArthur | LC | 13.5 | 5 | | | |
| | 2nd Pam Barrett | GFC | 13.8 | 3 | | | |
| | 3rd Michelle Testerman | CCC | 13.9 | 2 | | | |
| | 4th Macaelia Maffland | CCC | 14.9 | 1 | 3/21 | 3/17 | 3/10 |
| DISCUS | 1st Robin Boone | CCC | 124'5 $\frac{1}{2}$ " | 5 | | | |
| | 2nd Karen Gurske | GFC | 111' | 3 | | | |
| | 3rd Julia Griffith | CCC | 104' | 2 | | | |
| | 4th Sue Webers | CCC | 103'6" | 1 | 3/24 | 0/17 | 0/38 |

GEORGE FOX COLLEGE/LEWIS & CLARK
CLARK COMMUNITY COLLEGE
Newberg, OR
April 30, 1982

| EVENT | PLACE | SCHOOL | TIME/DISTANCE | POINTS | GFC | LC | CCC |
|-----------------------------|--|--------|---------------|--------|------|------|-------|
| 800m | 1st Kellie Lawhern | CCC | 2:23.9 | 5 | | | |
| | 2nd Barbara Allen | LC | 2:25.5 | 3 | | | |
| | 3rd Signe Harrang | LC | 2:25.6 | 2 | | | |
| | 4th Jodi Peters | GFC | 2:26.9 | 1 | 1/25 | 5/22 | 5/43 |
| LONG JUMP | 1st Debbie Driesner | GFC | 14'5 1/2" | 5 | | | |
| | 2nd Michelle Testerman | CCC | 14'4" | 3 | | | |
| | 3rd Melanie Johnson | GFC | 14'0" | 2 | | | |
| | 4th Michelle Huse | CCC | 13'11" | 1 | 7/32 | 0/22 | 4/47 |
| 400m HURDLES | 1st Lois Thomas | GFC | 1:07.7 | 5 | | | |
| | 2nd Debbie Driesner | GFC | 1:09.8 | 3 | | | |
| | 3rd Michelle MacArthur | LC | 1:14.3 | 2 | 8/40 | 2/24 | 0/47 |
| 200m | 1st Michelle Testerman | CCC | 23.5 | 5 | | | |
| | 2nd Michelle MacArthur | CCC | 31.8 | 3 | | | |
| | 3rd Marlaale Maitland | CCC | 31.2 | 2 | 0/40 | 0/24 | 10/57 |
| JAVELIN | 1st Pam Lorenson | CCC | 123'0" | 5 | | | |
| | 2nd Melanie Johnson | GFC | 107'9" | 3 | | | |
| | 3rd Monica Schuster | CCC | 106'2" | 2 | | | |
| | 4th Kathy Murphy | GFC | 97'7" | 1 | 4/44 | 0/24 | 7/64 |
| 3000 | 1st Nancy Roley | GFC | 11:12.4 | 5 | 5/49 | 0/24 | 0/64 |
| 5000 | 1st Wendy Veldkamp | LC | 19:43.3 | 5 | | | |
| | 2nd Liz Danzigalluppi | LC | 22:13.4 | 3 | 0/49 | 8/32 | 0/64 |
| 4x400m | 1st Mattson, Driesner, Thomas, Thompson | GFC | 4:11.9 | 5 | | | |
| | 2nd Miller, MacArthur, Tinberg, Allen | LC | 4:27.6 | 3 | 5/54 | 3/35 | 0/64 |
| 800m SPRINT MEDLEY RELAY | 1st Barrett, White, Driesner, Peters | GFC | 2:06.0 | 5 | 5/59 | 0/35 | 0/64 |

GEORGE FOX COLLEGE/Lewis & Clark
Clark Community College
April 30, 1982

TEAMS: Lewis & Clark (LC)
Clark Community College (CCC)
George Fox College (GFC)

3:30 SHOT

| | | | |
|----|-----------------|-----|----------|
| 1. | Barbara Crocker | LC | 38-5 |
| 2. | Marjorie Hudnut | LC | ND |
| 3. | Pam Lorensen | CCC | 43-6 |
| 4. | Julia Griffith | CCC | 35-3 |
| 5. | M. Schuster | CCC | 27-6 |
| 6. | Karen Gurske | GFC | 41-2 3/4 |
| 7. | Melanie Johnson | GFC | 38-5 |

HIGH JUMP

| | | | |
|----|-----------------|-----|------|
| 1. | Sheryl Gold | CCC | 5-4 |
| 2. | D'Ann Hawke | CCC | 5-4 |
| 3. | Monica Schuster | CCC | 4-11 |

3:45 DISCUS

| | | | |
|----|-----------------|-----|-------|
| 1. | Kathy Murphy | GFC | 105-5 |
| 2. | Karen Gurske | GFC | 104-5 |
| 3. | Barbara Crocker | LC | 96-0 |
| 4. | Marjorie Hudnut | LC | ND |
| 5. | Robin Boone | CCC | 127-7 |
| 6. | Sue Arehart | CCC | 109-0 |
| 7. | Julia Griffith | CCC | ND |
| 8. | Ann Davis | | |

JAVELIN

| | | | |
|----|-----------------|------|-------|
| 1. | Pam Lorensen | CCC | 148-7 |
| 2. | Robin Boone | CCC | 115-0 |
| 3. | Monica Schuster | CCC | 113-1 |
| 4. | Melanie Johnson | GFC | 113-6 |
| 5. | Kathy Murphy | GFC | ND |
| 6. | Marjorie Hudnut | LC | 98-0 |
| 7. | Ann Davis | unat | ND |

LONG JUMP

| | | | |
|----|--------------------|-----|----------|
| 1. | Michelle Testerman | CCC | 15-6 |
| 2. | Michelle Huse | CCC | 15-6 1/2 |
| 3. | Monica Schuster | CCC | 14-10 |
| 4. | Deb Driesner | GFC | ND |
| 5. | Melanie Johnson | GFC | 14-8 |

4:00 4x100m RELAY

| | | |
|--------|-----|------|
| Lane 2 | GFC | 53.0 |
| 4 | CCC | 52.8 |

4:10 1500m

| | | | |
|--------|-------------|-----|--------|
| Lane 1 | Nancy Roley | GFC | 4:56.0 |
|--------|-------------|-----|--------|

4:20 100m HURDLES

| | | | |
|--------|--------------------|-----|------|
| Lane 1 | Michelle MacArthur | LC | 16.1 |
| 2 | Amy Krepes | CCC | 16.9 |
| 3 | Lois Thomas | GFC | 17.2 |

4:30 400m

| | | | |
|--------|-------------------|-----|------|
| Lane 1 | Jackie Miller | LC | 60.1 |
| 2 | Cathy Marshall | CCC | 71.1 |
| 3 | Nora Thompson | GFC | 60.9 |
| 4 | Machaela Maitland | CCC | NT |

4:40 100m

| | | | |
|--------|--------------------|-----|------|
| Lane 1 | Holly White | GFC | NT |
| 2 | Michelle MacArthur | LC | 13-3 |
| 3 | Pam Barrett | GFC | 13-9 |
| 4 | Michelle Testerman | CCC | 12-9 |
| 5 | Machaela Maitland | CCC | NT |
| 6 | Cathy Marshall | CCC | NT |

4:50 800m

| | | | |
|--------|-----------------|-----|--------|
| Lane 1 | Kellie Lawhern | CCC | 2:26.3 |
| 2 | Kay Mattson | GFC | 2:32 |
| 3 | Barbara Allen | LC | 2:26.3 |
| 4 | Traci Tinberg | LC | 2:30.0 |
| 5 | Jodi Peters | GFC | 2:39 |
| 6 | Monica Schuster | CCC | NT |
| 7 | Signe Harrang | LC | NT |

5:00 400m Hurdles

| | | | |
|--------|--------------------|-----|------|
| Lane 1 | Debbie Driesner | GFC | 71.4 |
| 2 | Michelle MacArthur | LC | 68.5 |
| 3 | Lois Thomas | GFC | 67.4 |

5:10 200m

| | | | |
|--------|--------------------|-----|------|
| Lane 1 | Michelle Testerman | CCC | 26.5 |
| 2 | Pam Barrett | GFC | 29.9 |
| 3 | Michelle MacArthur | LC | 27.8 |
| 4 | Kay Mattson | GFC | 27.6 |

5:20 3000 - 5000m

| | | | |
|--------|-------------------|-----|----|
| Lane 1 | Jackie Miller | LC | NT |
| 2 | Wendy Weidkamp | LC | NT |
| 3 | Nancy Roley | GFC | NT |
| 4 | Liz Baccigalluppi | LC | NT |

ORDER FOR CHAIRS/STAIRS & CLARK
 Clark Community College
 April 30, 1987

5:50 4x400m RELAY
 Lane 1 CCC 4:19.2
 2 GFC 4:14.1
 3 L&C 4:17.5

| Time | Relay | Lane | Team | Time | Relay | Lane | Team | Time | Relay | Lane | Team |
|------|--------|------|------|--------|-------|------|---------------|------|-------|------|------|
| 5:50 | 4x400m | 1 | CCC | 4:19.2 | 6:00 | 800m | Sprint Medley | 2:10 | 1 | GFC | |
| | | 2 | GFC | 4:14.1 | | | | | | | |
| | | 3 | L&C | 4:17.5 | | | | | | | |

-10-10-10-10
 Lane 1
 Lane 2
 Lane 3
 Lane 4

NCWSA TRACK AND FIELD

DIVISION III

LEADING PERFORMANCES

APRIL 21, 1982

100 Meters

| | | | |
|-------------------|------|-------|------|
| #Shana Galloway | NNC | 12.6e | 3/20 |
| #Kara Kehoe | PLU | 12.4 | 4/16 |
| #Antonette Blythe | NNC | 12.5 | 4/10 |
| #Donna Larry | WWU | 12.7 | 4/8 |
| #Susan Storck | SOSC | 13.0 | 4/10 |
| Molly Brown | SOSC | 13.2 | 4/10 |
| Karina Zamelis | PLU | 13.3 | 3/27 |
| Sandy Meredith | WILL | 13.3 | 4/17 |
| Becky Enos | WW | 13.4 | 3/27 |
| Gayle Hollenbeck | PLU | 13.5 | 3/6 |

200 Meters

| | | | |
|----------------|------|------|------|
| #Kara Kehoe | PLU | 26.2 | 4/3 |
| #Shawn Lane | WW | 26.4 | 3/27 |
| #Donna Larry | WWU | 26.7 | 4/18 |
| #Susan Storck | SOSC | 26.9 | 4/10 |
| #Molly Brown | SOSC | 27.0 | 4/10 |
| Karina Zamelis | PLU | 27.1 | 4/16 |
| Laurie Flagg | WW | 27.2 | 3/27 |
| Sandy Meredith | WILL | 27.4 | 4/10 |
| Paulette Marks | LC | 27.4 | 4/17 |
| Tracy Timberg | LC | 27.4 | 4/17 |

400 Meters

| | | | |
|-------------------|------|--------|------|
| #Susan Gramson | WILL | 58.34e | 3/13 |
| #R. Johnson | NNC | 59.3 | 4/10 |
| #Shawn Lane | WW | 59.9 | 3/27 |
| #Michelle Wentzel | LIN | 60.6 | 4/9 |
| #Kay Mattson | GFC | 61.3 | 4/8 |
| #Laurie Flagg | WW | 61.5 | 4/8 |
| #Karina Zamelis | PLU | 61.6 | 4/16 |
| #Monica Johnson | PLU | 61.7 | 4/16 |
| #Stephi Hoza | UPS | 61.9 | 3/27 |
| #Denise Stoaks | PLU | 62.1 | 2/27 |
| #Nora Thompson | GFC | 62.3 | 3/6 |
| #Debbie Sticha | WOSC | 62.4 | 4/3 |

800 Meters

| | | | |
|------------------|------|-----------|------|
| #Susan Gramson | WILL | 2:14.9 | 4/10 |
| #Jackie Miller | LC | 2:16.2 | 4/10 |
| #Carla Randall | WWU | 2:19.3 | 4/8 |
| #Colleen Calvo | PLU | 2:19.8(I) | 2/21 |
| #Susan Robinson | WWU | 2:20.0 | 4/16 |
| #Cathy Nash | WILL | 2:20.5 | 3/19 |
| #Debbie Sticha | WOSC | 2:20.7 | 4/9 |
| Paula Mueller | UPS | 2:21.2 | 3/27 |
| Holly Louderback | PLU | 2:21.5 | 4/3 |
| Denise Stoaks | PLU | 2:21.6 | 4/3 |

1500 Meters

| | | | |
|--------------------|------|--------|------|
| #Marilyn Thibodeau | WWU | 4:40.3 | 4/8 |
| #Jackie Miller | LC | 4:45.0 | 3/6 |
| #Debbie Sticha | WOSC | 4:46.2 | 4/10 |
| #Theresa Wilkinson | UPS | 4:46.9 | 3/20 |
| #Kristy Purdy | PLU | 4:46.9 | 3/20 |
| #Jane Abbott | WWU | 4:48.1 | 3/20 |
| #Colleen Calvo | PLU | 4:49.8 | 2/27 |

1500 Meters (con't)

| | | | |
|-------------------|------|----------|------|
| #Suzanne Tovrea | LIN | 4:50.5 | 4/9 |
| #Kathleen Parnell | UPS | 4:51.0 | 3/20 |
| #Cindy Allen | PLU | 4:51.0 | 3/20 |
| #Bridget Cooke | WOSC | 4:55.3 | 3/19 |
| #Melanie Langdon | PLU | 4:55.7 | 2/27 |
| #Cathy Nash | WILL | 4:56.33e | 3/13 |
| #Ann O'Leary | EOSC | 4:56.3 | 4/9 |

3000 Meters

| | | | |
|--------------------|------|-----------|------|
| #Kristy Purdy | PLU | 9:48.7 | 4/16 |
| #Dianne Johnson | PLU | 10:05.8 | 4/16 |
| #Marilyn Thibodeau | WWU | 10:11.9 | 4/16 |
| #Janet McCanna | LIN | 10:12.7 | 4/9 |
| #Bridget Cooke | WOSC | 10:19.35e | 3/13 |
| #Cindy Allen | PLU | 10:23.4 | 2/27 |
| #Ann O'Leary | EOSC | 10:31.34e | 4/17 |
| #Nadine Price | LIN | 10:32.25e | 3/13 |
| #Denise Stohl | LIN | 10:35.8 | 4/9 |
| #Jackie Miller | LC | 10:41.1 | 3/13 |
| #Frances Terry | PLU | 10:42.1 | 3/20 |
| #Suzanne Tovrea | LIN | 10:48.4 | 4/7 |
| #Nancy Miller | PLU | 10:50.2 | 3/27 |
| #Shauna Guscott | PLU | 10:51.0 | 4/16 |

5000 Meters

| | | | |
|--------------------|------|---------|------|
| #Kristy Purdy | PLU | 17:08.3 | 2/21 |
| #Dianne Johnson | PLU | 17:45.3 | 3/20 |
| #Marilyn Thibodeau | WWU | 17:47.6 | 4/8 |
| #Bridget Cooke | WOSC | 17:57.1 | 4/9 |
| #Carol Lewis | WW | 18:26.5 | 3/27 |
| #Frances Terry | PLU | 18:42.1 | 3/20 |
| #Kim Fitzharris | WWU | 18:42.7 | 4/8 |
| Ann Armstrong | WWU | 18:52.0 | 3/20 |
| Nancy Miller | PLU | 19:03.4 | 4/3 |
| Shauna Guscott | PLU | 19:04.0 | 3/20 |

10000 Meters

| | | | |
|-----------------|------|---------|------|
| Kristy Purdy | PLU | 35:47.9 | 3/13 |
| Dianne Johnson | PLU | 36:12.5 | 3/13 |
| Frances Terry | PLU | 39:01.3 | 3/13 |
| Shauna Guscott | PLU | 40:19.2 | 3/13 |
| Inge Heggerness | UPS | 40:31.2 | 3/20 |
| Colleen Baker | UPS | 40:38.0 | 3/13 |
| Kim Fitzharris | WWU | 40:52.2 | 3/20 |
| Annette Dooley | SOSC | 44:37.4 | 4/10 |

4 X 100 Meter Relay

| | | |
|------|------|------|
| NNC | 50.5 | 4/10 |
| WWU | 51.1 | 4/16 |
| PLU | 51.8 | 4/16 |
| WILL | 51.8 | 4/17 |
| SOSC | 51.9 | 4/10 |
| GFC | 53.0 | 4/10 |
| LIN | 53.5 | 4/9 |
| WOSC | 53.5 | 4/9 |
| WM | 53.6 | 4/9 |
| LC | 53.6 | 4/10 |
| UPS | 53.6 | 3/6 |



800 Medley Relay

| | | |
|------|--------|------|
| PLU | 1:54.5 | 3/13 |
| NNC | 1:54.9 | 3/6 |
| SOSC | 1:55.5 | 4/10 |
| WWU | 1:57.8 | 3/13 |
| LC | 1:58.2 | 4/10 |
| WM | 1:59.3 | 3/13 |
| UPS | 2:00.3 | 3/13 |
| WOSC | 2:03.0 | 4/9 |

4 X 400 Meter Relay

| | | |
|------|--------|------|
| WWU | 4:07.9 | 4/16 |
| NNC | 4:08.3 | 3/6 |
| WILL | 4:08.8 | 4/10 |
| PLU | 4:10.7 | 3/27 |
| WW | 4:12.7 | 3/6 |
| WOSC | 4:14.7 | 4/3 |
| GFC | 4:15.1 | 3/6 |
| UPS | 4:18.7 | 3/27 |
| LC | 4:23.0 | 4/3 |
| WM | 4:25.8 | 4/10 |

100 Meter Hurdles

| | | | |
|--------------------|------|------|------|
| #Donna Larry | WWU | 15.1 | 4/8 |
| #Carolyn Marshland | WOSC | 15.2 | 4/3 |
| #Heather Jahr | PLU | 16.0 | 4/3 |
| #Michelle McArthur | LC | 16.1 | 4/10 |
| #Lori Lingle | PLU | 16.4 | 3/26 |
| #Bobbi Jo Crow | PLU | 16.4 | 4/18 |
| #Erin Bevan | WM | 16.5 | 4/10 |
| #Deborah Ocken | WWU | 16.5 | 4/16 |
| #Wendy Malich | WWU | 16.6 | 3/20 |
| #Gail Lloyd | WWU | 16.7 | 4/8 |
| #Cynthia Hoekstra | WILL | 16.8 | 3/6 |
| #Joyce Ward | PAC | 17.1 | 4/17 |
| #Lois Thomas | GFC | 17.2 | 4/10 |
| #Kim Marsh | WILL | 17.4 | 3/26 |

400 Meter Hurdles

| | | | |
|--------------------|------|------|------|
| #Wendy Malich | WWU | 66.4 | 4/16 |
| #Deborah Ocken | WWU | 67.2 | 4/16 |
| #Kip Foster | UPS | 67.8 | 3/27 |
| #Lois Thomas | GFC | 68.0 | 4/10 |
| #Bobbi Jo Crow | PLU | 68.4 | 3/20 |
| #Michelle McArthur | LC | 68.5 | 4/10 |
| #Nora Thompkins | GFC | 69.4 | 4/10 |
| Cynthia Hoekstra | WILL | 71.4 | 4/17 |
| Lori Lingle | PLU | 72.8 | 3/6 |
| Erin Bevan | WM | 73.5 | 4/10 |

4 X 800 Meter Relay

| | | |
|-----|---------|------|
| PLU | 9:39.2 | 3/13 |
| WWU | 9:48.2 | 3/13 |
| UPS | 10:14.3 | 3/13 |

Long Jump

| | | | |
|-------------------|-----|-----------------------|------|
| #Antonette Blythe | NNC | 18'11 $\frac{1}{2}$ " | 4/10 |
| #Donna Larry | WWU | 18'4 $\frac{1}{2}$ " | 4/16 |
| #Laurie Flagg | WW | 18'33/4" | 3/27 |
| #Wendy Malich | WWU | 17'6" | 4/16 |
| #Kelly Varney | WM | 16'8 $\frac{1}{2}$ " | 4/10 |

Long Jump (con't)

| | | | |
|-------------------|------|----------------------|------|
| #Gail Lloyd | WWU | 16'7" | 4/16 |
| #Susie Chaffee | PAC | 16'5" | 3/13 |
| Lois Robin | SOSC | 15'4 $\frac{1}{2}$ " | 4/10 |
| Virginia Reynolds | WILL | 15'3 $\frac{1}{2}$ " | 3/6 |
| Vicki Chappell | UPS | 15'2" | 3/6 |

High Jump

| | | | |
|-------------------|------|---------------------|------|
| #Jennifer Bridges | WOSC | 5'6 $\frac{1}{2}$ " | 3/19 |
| #Kristi Dees | WWU | 5'5" | 3/20 |
| #Elaine Taylor | EOSC | 5'4" | 3/6 |
| #Lois Robin | SOSC | 5'2" | 4/10 |
| #Kim Trinidad | WILL | 5' $\frac{1}{2}$ " | 3/19 |
| #Leanne Malmo | PLU | 5'0" | 2/27 |
| #Kip Foster | UPS | 5'0" | 2/27 |
| #Karen Bigness | NNC | 5'0" | 3/13 |
| #Carla Randall | WWU | 5'0" | 4/8 |
| Lori Lingle | PLU | 4'103/4" | 4/18 |

Discus

| | | | |
|--------------------|------|------------------------|------|
| #Lisa Herrold | WWU | 130'9" | 4/8 |
| #Felicia Bodey | WWU | 125'10" | 4/8 |
| #Ann Davis | WILL | 126'5" | 4/17 |
| #Sandy Early | NNC | 125'3 $\frac{1}{2}$ " | 4/10 |
| #Theresa Church | WILL | 119'7" | 3/19 |
| #Kathleen Lane | WILL | 119'7" | 4/17 |
| #Murph Dukeshire | SOSC | 118'5" | 4/10 |
| #Jeanne Moshofsky | PLU | 117'10 $\frac{1}{2}$ " | 4/8 |
| #Kelly Davis | WM | 116'8" | 4/10 |
| #Teresa Heiler | WOSC | 114'3" | 4/17 |
| #Vera Vili | UPS | 114'0" | 2/27 |
| #Collette Tompkins | WM | 107'10" | 4/10 |
| #Staci Abei | WOSC | 106'0" | 4/9 |
| #Wendy O'Leary | WOSC | 105'7" | 3/6 |
| #Kathy Murphy | GFC | 105'5" | 4/17 |

Javelin

| | | | |
|---------------------|------|-----------------------|------|
| #Kim Marsh | WILL | 153'5" | 4/17 |
| #Joan Williamson | WWU | 140'9" | 4/16 |
| #Denise Ritchey | WOSC | 134'2 $\frac{1}{2}$ " | 4/9 |
| #Toni Larimer | WW | 132'2" | 4/8 |
| #Wendy O'Leary | WOSC | 128'11" | 3/6 |
| #Ann Davis | WILL | 128'10" | 4/17 |
| #Kathy Winterbotham | SOSC | 127'5" | 4/10 |
| #Deeann Hogue | LIN | 124'3 $\frac{1}{2}$ " | 3/6 |
| #Diane Fox | LIN | 123'11" | 4/9 |
| #Shelly Norick | WW | 123'1" | 4/8 |
| #Melony Johnson | GFC | 112'7" | 3/6 |
| #Day | NNC | 115'6" | 4/3 |
| #Susan De Vore | PAC | 110'0" | 4/17 |

Shot

| | | | |
|-------------------|------|----------------------|------|
| #Karen Gurske | GFC | 40'3" | 4/3 |
| #Jeanne Moshofsky | PLU | 40'3" | 4/3 |
| #Vera Vili | UPS | 39'10" | 2/27 |
| #Sandy Early | NNC | 39'7" | 4/10 |
| #Melony Johnson | GFC | 38'7" | 3/27 |
| #Barb Crocker | LC | 38'5 $\frac{1}{2}$ " | 4/3 |
| #Colette Tompkins | WM | 38'4 $\frac{1}{2}$ " | 4/10 |
| #Lisa Herrold | WWU | 38' $\frac{1}{2}$ " | 4/16 |
| #Cam Viebrock | PLU | 37'93/4" | 4/8 |
| #Murph Dukeshire | WOSC | 37'3/4" | 4/17 |

NCWSA REGIONAL HEPTATHLON
APRIL 18-19, 1982
PACIFIC LUTHERAN UNIVERSITY

| | | 100M Hurdles | Shot | High Jump | 200M Dash | First Day Total | Long Jump | Javelin | 800M Run | TOTAL POINTS | PLACES |
|---------------|-----|---------------------|-----------------------|-----------------------|---|-----------------------|------------------------|------------------------|---------------|-----------------|--------|
| Bobbi Jo Crow | PLU | t/d 16.4 pts.608 | 9.55 31'4" 558 | 1.37 4'6" 576 | 27.8 626 | 2368 | 4.50 14'9½" 553 | 28.08 92'1½" 563 | 2:31.8 653 | 4137 | 3rd |
| Maureen Hood | UPS | t/d 19.5 pts.371 | 6.98 22'10" 366 | 1.31 4'3½" 501 | 31.7 386 | 1624 | 4.06 13'3½" 439 | 25.43 83'5½" 513 | 2:45.0 522 | 3098 | 6th |
| Donna Larry | WWU | t/d 15.5 pts.695 | 9.87 32'4½" 580 | 1.49 4'10½" 715 | 26.7 707 | 2697 | 5.15 16'10½" 712 | 26.21 86'0" 528 | 2:36.3 606 | 4543 | 1st |
| Lori Lingle | PLU | t/d 17.0 pts.554 | 8.18 26'10" 459 | 1.49 4'10½" 715 | 29.3 525 | 2253 | 3.99 13'1" 420 | 25.42 83'4½" 513 | 2:51.4 466 | 3652 | 5th |
| Kristi Dees | WWU | t/d 18.6 pts.433 | 7.93 26'¼" 440 | 1.55 5'1¼" 781 | 30.0 484 | 2138 | 4.68 15'4¼" 598 | 20.22 66'4" 405 | 2:35.0 619 | 3760 | 4th |
| Wendy Malich | WWU | t/d 16.2 pts.626 | 9.86 32'4½" 580 | 1.28 4'2½" 462 | 27.4 655 | 2323 | 5.09 16'8½" 698 | 22.79 74'9½" 460 | 2:30.4 668 | 4149 | 2nd |
| Carla Randall | WWU | t/d 18.3 pts.454 | 7.15 23'5½" 379 | 1.43 4'8½" 647 | Injured in high jump, did not finish the competition. | | | | | | |

1982 NCWSA REGIONAL TEAM SCORES: Western Washington 22
Pacific Lutheran 8
Univ. of Puget Sound 1



WOMEN'S EVENTS - MEET RESULTS

4x40 Relay

| | |
|----------------|-------|
| 1. Linn-Benton | 51:39 |
| 2. PLU | 52:53 |
| 3. Willamette | 53:32 |
| 4. Linfield | 54:42 |
| 5. UPS | 54:49 |
| 6. Chemeketa | 54:80 |
| 7. WOSC | 58:28 |

Shot Put

| | |
|------------------------------|-----------|
| 1. Searl Hoshofsky-PLU | 38'11 1/2 |
| 2. <u>Felony Johnson-GCG</u> | 37'10 |
| 3. Holly Corrigan-UP | 35'30 1/2 |
| 4. Sheryl Ward-WOSC | 34'9 1/2 |
| 5. Barbara Crooker-LC | 33'9 1/2 |
| 6. Sandra McCast-WOSC | 33'1 |
| 7. Windy O'Leary-WOSC | 32'2 1/4 |
| 8. Teresa Church-Will | 32' |
| 9. Kim Viebrock-PLU | 31'10 3/4 |
| 10. Kim Scott-UPS | 31'1 3/4 |
| 11. Debbie Drather-Mt. Hood | 31' 3/4 |
| 12. Gayle Hollenback-PLU | 30'10 3/4 |
| 13. Debbie Traeder-CGC | 30'10 3/4 |
| 14. Kim Marsh-Will | 30'1/2 |
| 15. Daniece French-Mt. Hood | 29'9 1/4 |
| 16. Marie Furlone-UP | 28'10 |
| 17. T. Heilers-WOSC | 28'3 1/4 |
| 18. Jan Smith-Mt. Hood | 24'4 1/4 |
| 19. Leanne Wood-CGC | 23' 3/4 |

1500

| | |
|---------------------------|---------|
| 1. Marquette Ulla-Unat. | 4:37:85 |
| 2. Jackie Miller-LC | 4:44:93 |
| 3. Eva Vedenova-Gray-PSU | 4:48:17 |
| 4. Anne Jenck-UP | 4:49:57 |
| 5. Suzanne Tovrea-Lin | 4:52:30 |
| 6. Cindy Allen-PLU | 4:54:50 |
| 7. Lynn Barrett-PSU | 4:55:09 |
| 8. Sharon Stapleton-PSU | 4:58:79 |
| 9. | |
| 10. Therese Wilkinson-UPS | 5:00:98 |
| 11. <u>Nancy Rokley-G</u> | 5:02:14 |
| 12. Denise Stohl-Lin | 5:04:38 |
| 13. Melanie Langdon-PLU | 5:04:24 |
| 14. | |
| 15. Tammy McKinney-Chem | 5:08:27 |
| 16. Pam Hoelsle-LC | 5:09:49 |
| 17. Monica Johnson-PLU | 5:11:18 |
| 18. | |
| 19. Cathy Rose-Will | 5:15:58 |
| 20. Felicia Hanley-Lin | 5:29:24 |
| 21. | |

1500 (cont.)

| | |
|---------------------|---------|
| 22. Liz Cole-Lin | 5:41:60 |
| 23. Heidi Hogue-Lin | 5:50:30 |
| Tami Green-Mt. Hood | |
| Nadine Price-Lin | |
| Latty Pedraza-LBCC | |
| Sharon Watson-UPS | |

100 M Hurdles

| | |
|------------------------------|-------|
| 1. Laurie Schaecher-Mt. Hood | 14:69 |
| 2. Leann Holliman-UP | 16:29 |
| 3. Jackie Hurltable-LBCC | 16:52 |
| 4. Carolyn Marchand-WOSC | 16:76 |
| 4. Michelle McArthur-LC | 16:76 |
| 5. Heather Jahr-PLU | 16:94 |
| 6. Lorri Lingle-PLU | 17:37 |
| 7. Joyce Ward-Pac | 17:36 |
| 8. <u>Lola Thomas-G</u> | 17:58 |
| 9. Bobbi Jo Grow-PLU | 17:81 |
| 10. Virginia Reynold-Will | 18:13 |
| 11. Kim Marsh-Will | 19:89 |
| 12. Lori Vandu-Chem | 19:99 |

Javelin

| | |
|-----------------------|------------|
| 1. Bean-Unat | 145'2 1/2 |
| 2. Ritchey-OCP | 134'11 1/2 |
| 3. Marsh-Will | 133'6 |
| 4. Prather-Mt. Hood | 129'11 |
| 5. O'Leary-OCE | 128'11 |
| 6. Hogue-Lin | 124'3 1/2 |
| 7. <u>Johnson-GCG</u> | 112'7 |
| 8. Fox-Lin | 102'4 1/2 |
| 9. Lingle-PLU | 92'4 |
| 10. Viebrock-PLU | 90'1/2 |

100 M

| | |
|------------------------------|-------|
| 1. Laurie Schaecher-Mt. Hood | 12:84 |
| 2. Kara Kehoe-PLU | 13:01 |
| 3. Melanie McClure-Unat | 13:14 |
| 4. Karina Zanelis-PLU | 13:43 |
| 5. Gayle Hollenback-PLU | 13:48 |
| 6. Laurie Terpstra-Unat | 13:64 |
| 7. Vicki Chappell-UPS | 13:89 |
| 8. Mary Caldwell-WOSC | 14:06 |
| 9. Jeanne Kitson-PSU | 14:11 |
| 10. Carol Mountain-WOSC | 14:15 |
| 11. Connie Wishart-Lin | 14:29 |
| 12. Cathy Jones-Will | 14:46 |
| 13. Ava Williams-UPS | 14:48 |
| 14. <u>Pam Barrett-G</u> | 14:52 |
| 15. Lori Batsell-WOSC | 14:66 |
| 16. Shelly Robert-WOSC | 14:90 |

1725
1772
1467
3962
2
1516
709
1847
Jude 10

WOMEN'S EVENTS - MEET RESULTS

Discus

| | |
|-------------------------|-------------------------|
| 1. Theresa Church-Will | 112 ^o 9 |
| 2. Debbie Trager-GCC | 110 ^o 10 |
| 3. Bean | 110 ^o 6 1/2 |
| 4. Jeanne Moshofsky-PLU | 108 ^o 10 1/2 |
| 5. T. Heilers-WOSC | 107 ^o 5 |
| 6. Wendy O'Leary | 105 ^o 7 |
| 7. Stacy Abet-WOSC | 105 ^o 4 |
| 8. Barbara Crocker-LC | 98 ^o 1/2 |
| 9. Marie Furlong-UP | 94 ^o 8 |
| 10. Kathy Murphy-GP | 93 ^o 10 |
| 11. S. Twietmeyer-Lin | 93 ^o 1 |
| 12. Molly Corrigan-UP | 92 ^o 3 |
| 13. Karen Carter- | 91 ^o 10 |
| 14. Daniece French- | 88 ^o 1 1/2 |
| Janet Smith | 87 ^o 10 |
| Kim Scott | 62 ^o |
| Cam Viebrock | 76 ^o 1 |

Long Jump

| | |
|---------------------------|------------------------|
| 1. Susie Chaffee-Pac | 16 ^o 3 1/4 |
| 2. Pam Snyder-LBCC | 16 ^o 3 1/4 |
| 3. Jackie Huxtable-LBCC | 16 ^o |
| 4. Virginia Reynolds-Will | 15 ^o 3 1/4 |
| 5. Jeanne Kitson-PSU | 15 ^o 2 3/4 |
| 6. Bobby Joe Crow-PLU | 14 ^o 6 1/2 |
| 7. Kim Marsh-Will | 13 ^o 10 1/4 |

800

Heat 1

| | |
|------------------------------|-----------------------|
| 1. Debra Simeck-Beatty-Mt. H | 2:16:18 |
| 2. Jackie Miller-LC | 2:17:79 |
| 3. Linda Brock-UP | 2:19:91 |
| 4. Cathy Nash-Will | 2:21:13 |
| 5. Mary Reimers-PSU | 2:21:62 |
| 6. XXXXXXXXXX PLU | XXXXXXXXXX |
| Cindy Allen | 2:24:37 |
| 7. Paula Mueller-UPS | 2:25:71 |
| 8. Denise Stokes-PLU | 2:26:07 |
| 9. Holly Lowderback-PLU | 2:26:48 |
| 10. Teresa Holms-UP | 2:27:24 |
| 11. Pam Hoelzle-LC | 2:29:03 |

Heat 2

| | |
|------------------------|---------|
| 1. Monica Johnson-PLU | 2:28:52 |
| 2. Lori Kelly-UPS | 2:29:02 |
| 3. Nancy Reley-GP | 2:29:31 |
| 4. Kay Mattson-GP | 2:30:35 |
| 5. Melanie Langdon-PLU | 2:32:38 |
| 6. Letty Pedraza-LBCC | 2:37:37 |
| 7. Jodi Peters-GP | 2:39:16 |
| 8. Felicia Manley-Lin | 2:41:74 |
| 9. Rose Zerzan-Will | 2:42:80 |

800 Heat 2 (cont.)

| | |
|----------------------------|---------|
| 10. Penny Puckett-Mt. Hood | 2:44:64 |
| 11. Diane Thompson-UPS | 2:46:03 |

High Jump

| | |
|---------------------------|-------------------|
| 1. Kim Trinidad-Will | 4 ^o 11 |
| 2. Carri Edgmont-Mt. Hood | 4 ^o 10 |
| 3. Jackie Huxtable-LBCC | 4 ^o 10 |
| 3. Virginia Reynolds-Will | 4 ^o 10 |
| 5. Kip Foster-UPS | 4 ^o 8 |

400 M Hurdles

| | |
|---------------------------|---------|
| 1. Lois Thomas-GP | 1:09:45 |
| 2. Norma Thompson-GP | 1:10:62 |
| 3. Bobbi Jo Crow-PLU | 1:11:05 |
| 4. Michelle McArthur-LC | 1:12:26 |
| 5. Lori Lingle-PLU | 1:12:74 |
| 6. Cynthia Hoekstra-Will | 1:14:37 |
| 7. Virginia Reynolds-Will | 1:17:26 |
| 8. Heather Jahr-PLU | 1:18:73 |

200 M-Heat 1

| | |
|------------------------------|-----------------|
| 1. Laurie Schaecher-Mt. Hood | 26:3 |
| 2. Kara Kehoe-PLU | 26:8 |
| 3. Maria Young-LBCC | 26:8 |
| 4. XXXXXXXXXX | XXXX |
| 5. XXXXXXXXXX | XXXX |
| 4. Melanie McClure-Unat. | 27:3 |
| 5. Karen Buxton-Mt. Hood | 27:4 |
| 6. Karina Zamelis-PLU | 27:6 |
| 7. Gayle Hollenback-PLU | 28:2 |
| 8. Leann Holliman-UP | 28:6 |

Heat 2

| | |
|-------------------------|------|
| 1. Laurie Terpstra-Unat | 28:2 |
| 2. Carol Mountain-WOSC | 29: |
| 3. Vicki Chapell-UPS | 29: |
| 4. Ann Siu-UP | 29: |
| 5. Michelle Wentzel-Lin | 30:2 |
| 6. Lori Batsell-WOSC | 30:3 |

Heat 3

| | |
|--------------------------|------|
| 1. Debbie Long-LBCC | 27:8 |
| 2. Cathy Jones-Will | 29:2 |
| 3. Carolyn Marchand-WOSC | 29:2 |
| 4. Mary Caldwell-WOSC | 29:6 |
| 5. Pamela Snyder-LBCC | 29:6 |
| 6. Ava Williams-UPS | 29:8 |
| 7. Teri Parente-Col. Ch. | 30: |

WOMEN'S EVENTS - MEET RESULTS400-Heat 1

| | | |
|----|-----------------------|------|
| 1. | Susan Gramson-WILL | 59:4 |
| 2. | Kelly Wosepka-UP | 61:2 |
| 3. | Maria Young-LBCC | 61:3 |
| 4. | Nora Thompson-GF | 62:3 |
| 5. | Paulette Marks-LC | 64:1 |
| 6. | Michelle Wentzel-Lin | 64:3 |
| 7. | Chris Pollinger-UPS | 65: |
| 8. | Teri Parente-Col. Ch. | 67:4 |

Heat 2

| | | |
|----|------------------------|------|
| 1. | Debbie Long-LBCC | 64:3 |
| 2. | Lisa Bewley-Will | 65:1 |
| 3. | Lori McFarland-LBCC | 65:2 |
| 4. | Stephanie Hoza-UPS | 66:1 |
| 5. | Debbie Driesner-GF | 66:6 |
| 6. | Jayne GrosJacques-Chen | 67: |
| 7. | Jodi Peters-GF | 67:8 |
| 8. | Ann Siu-UP | 68:2 |

3000 M

| | | |
|-----|-------------------------|---------|
| 1. | Kathleen Leller-UP | 10:09:1 |
| 2. | Janet McKenna-Lin | 10:30:3 |
| 3. | Nadine Pace-Lin | 10:37:7 |
| 4. | Kathy O'Connell-UP | 10:39:3 |
| 5. | Jackie Beaudry-Mt. Hood | 10:41:1 |
| 6. | Laurene Stephen-UP | 10:58:4 |
| 7. | Sharon Watson-UPS | 11:04:2 |
| 8. | Denise Stohi-Lin | 11:11:9 |
| 9. | Wendy Weldkamp-LC | 11:14:5 |
| 10. | Diane Brink-UP | 11:17:6 |
| 11. | Colleen Baker-UPS | 11:22:1 |
| 12. | Signe Harrang-LC | 11:23: |
| 13. | Leslie Fridley-Will | 11:31:7 |
| 14. | Liz Paocigaluppi-LC | 11:36:6 |
| 15. | Inge Heggerness-UPS | 11:41:6 |
| 16. | Danielle Huxley-Will | 11:46:3 |
| 17. | Lisann Saxe-Will | 12:02:7 |
| 18. | Carla Zenner-Mt. Hood | 12:13:8 |
| 19. | Della Smith-WCSC | 13:00:6 |
| | Stephanie Hibbs-Pae | |
| | Gerianne Hall-Lin | |
| | Mary Reimers-PSU | |

4 x 400 Relay-Heat 1

| | | |
|----|----------|--------|
| 1. | Mt. Hood | 4:06: |
| 2. | UP | 4:08:6 |
| 3. | Will | 4:12:7 |
| 4. | GF | 4:15:1 |
| 5. | PLU | 4:19:3 |
| 6. | LC | 4:25:4 |
| 8. | UP | 4:08:6 |

Heat 2

| | | |
|----|---------------|--------------|
| 1. | LBCC | 4:16:3 |
| 2. | PSU | 4:19:5 |
| 3. | UPS | 4:26:3 |
| 4. | Lin | XXXXX 4:33:9 |
| 5. | XX Mt. Hood B | XXXXX 4:36:8 |

Weather: Cool, rainy, variable wind 5-15 mph from SW (quartering across straightaway)

10,000 METERS --- Lis Daccigaluppi, L-C, 46:26.3. (non-scoring)

HIGH JUMP --- Max Bobbi Jo Crow, PLU, 4-4. (only competitor)

5,000 METERS --- Kristy Purdy, PLU, 17:14.7; Nancy Miller, PLU, 19:03.7.

3,000 METERS --- Dianne Johnson, PLU, 10:16.7; Shauna Guscott, PLU, 11:02.7; Stone Maxx Harrang, L-C, 11:15.1; Wendy Heidkamp, L-C, 11:26.8; Lisa Schultz, PLU, 11:40.4.

4 x 100 METER RELAY --- PLU (Kehoe, Zamellis, Crow, Jahr) 52.1; George Fox, 54.6.

SHOT PUT --- Karen Gurske, GF, 40-3/4 (1st on basis of better 2nd attempt); Jeanne Moshofsky, PLU, 40-3; Barb Crocker, L-C, 38-5 1/2; Melony Johnson, GF, 38-5; Cam Viebrock, PLU, 33-5; Bobbi Jo Crow, PLU, 29-7 1/2.

1,500 METERS --- Jackie Miller, L-C, 4:53.4; Nancy Roley, GF, 5:15.2.

100 METER HURDLES --- Heather Jahr, PLU, 16.0; Michelle McArthur, L-C, 16.7; Max Joyce Hard, Pac, 17.1; Bobbi Jo Crow, PLU, 17.3; Lois Thomas, GF, 17.4.

400 METERS --- Debbie Mattson, GF, 61.3; Paulette Marks, L-C, 63.6; Tracy Timbern, L-C, 66.3; Jeanette Beemer, Pac, 70.3.

JAVELIN --- Susie DeVore, Pac, 110-8; Melony Johnson, GF, 108-7; Cam Viebrock, PLU, 94-8; Marjorie Hudnut, L-C, 93-29; Bobbi Jo Crow, PLU, 87-3; Jackie Jouret, L-C, 80-6; Karen Marcha, L-C, 48-4.

100 METERS --- Kara Kehoe, PLU, 12.5; Karina Zamellis, PLU, 13.3; Sara Worsham, L-C, 13.7; Joyce Hard, Pac, 14.0.

200 METERS --- Jackie Miller, L-C, 2:17.6; Holly Louderback, PLU, 2:21.5; Denise Stokes, PLU, 2:21.6; Cindy Allen, PLU, 2:23.0; Barbara Allen, L-C, 2:23.6.

100 METER HURDLES --- Nora Thompson, GF, 69.1; Bobbi Jo Crow, PLU, 69.5; Lois Thomas, GF, 71.3; Michele McArthur, L-C, 73.0; Debbie Dresner, GF, 74.5.

200 METERS --- Kara Kehoe, PLU, 26.2; Sara Worsham, L-C, 27.8; Jeanette Beemer, Pac, 30.0; Holly White, GF, 32.5.

DISCUS --- Jeanne Moshofsky, PLU, 114-3 1/2; Kathy Murphy, GF, 105-5; Karen Gurske, GF, 101-5; Barb Crocker, L-C, 101-3.

4 x 400 METER RELAY --- PLU (Stokes, Zamellist, Louderback, Kehoe) 4:11.9; George Fox, 4:17.4; Lewis & Clark 4:23.0.

FINAL MEET SCORE: Pacific Lutheran 69, George Fox 36, Lewis & Clark 32, Pacific 11

- 1 (4)
- Nora T (10)
- Deb D (2)
- Pam B (1)
- Holly W (11)
- Jodi P (1)
- Kay M (5)
- Nancy R (8)
- Karen G (3)
- Kathy M (6)
- Mel J (4)

WOMEN'S INTERCOLLEGIATE TRACK & FIELD---QUADRANGLE MEET---4/10/82---GRISWOLD STADIUM WOMEN

FINAL MEET SCORE: Willamette 57½, Southern Oregon 49½, Lewis & Clark 34, George Fox 33.

10,000 METERS --- Annette Dooley, SOSC, 44:37.4. (non-scoring)

3,000 METER RACE WALK --- Deb Dresner, GF, 19:13.5. (non-scoring) ½

800 MEDLEY RELAY --- SOSC (Stork, Brown, Omlin, Tuttle) 1:55.5; Lewis & Clark, 1:58.2;
George Fox, 2:06.4.

SHOT PUT --- Karen Gurske, GF, 40-0½; Malony Johnson, GF, 38-4; Murph Dueshire, SOSC, 35-9;
Barb Crocker, LC, 35-6½.

HIGH JUMP --- Lisa Robin, SOSC, 5-2; (tie) Kim Trinidad, WU and Cathy Winterbotham, SOSC, 4-10;
Julie Conrad, WU, 4-8.

4 x 100 METER RELAY --- SOSC (Stork, Brown, Omlin, Tuttle) 51.9; Willamette, 51.9; George Fox,
53.0; Lewis & Clark, 53.6. 4th

1,500 METERS --- Cathy Nash, WU, 4:56.3; Nancy Roley, GF, 5:01.2; Cathy Rose, WU, 5:07.2. (no third)

JAVELIN --- ~~Sue~~ Kim Marsh, W, 140-3; Cathy Winterbotham, SOSC, 127-5; Ann Davis, WU, 121-10;
Corianne Wyatt, SOSC, 101-0.

100 METER HURDLES --- Michelle McArthur, LC, 16.1; Lois Thomas, GF, 17.2; Kim Marsh, WU, 17.4;
(no fourth).

400 METERS --- Kay Mattson, GF, 61.7; Lisa Bewley, WU, 62.9; Tracy Timberg, LC, 65.3. (no fourth)

LONG JUMP --- Lisa Robin, SOSC, 15-6½; Virginia Reynolds, WU, 14-11; Lisa Bewley, WU, 14-2;
Kim Marsh, WU, 14-2.

100 METERS --- Sue Stork, SOSC, 13.0; Molly Brown, SOSC, 13.2; Sue Meredith, WU, 13.6; Cathy
Jones, WU, 13.7.

800 METERS --- Susan Gramson, WU, 2:14.9; Jackie Miller, LC, 2:16.2; Sheryl Tuttle, SOSC, 2:134.0;
Rose Zerzan, WU, 2:44.2.

400 METER HURDLES --- Lois Thomas, GF, 68.0; Michelle McArthur, LC, 68.5; Nora Thompson, GF, 69.4;
Deb Dresner, GF, 74.0.

100 METERS --- Sue Stork, SOSC, 1:26.9; Molly Brown, SOSC, 1:27.0; Sandy Meredith, WU, 27.4;
Kay Mattson, WM GF, 27.6.

DISCUS --- Ann Davis, WU, 119-9; Murph Dueshire, SOSC, 118-5; Kathi Lane, WU, 110-8;
Karen Gurske, GF, 104-28.

1000 METERS --- Signe Harrang, LC, 11:05.9; Wendy Weidkamp, LC, 11:01.0; Danielle Huxley, WU,
11:26.9; Leslie Fridley, WU, 11:27.0.

1000 METERS --- Lis Baccaigaluppi, LC, 20:59.8. (only entrant).

x 400 METER RELAY --- Willamette (Nash, Jones, Meredith, Bewley) 4:08.8; Lewis & Clark, 4:38.4.

GEORGE FOX COLLEGE/LEWIS & CLARK
CLARK COMMUNITY COLLEGE
Newburg, OR
April 30, 1982

| EVENT | PLACE | SCHOOL | TIME/DISTANCE | POINTS | GFC | LC | CCC |
|-----------------|-------|---------------------------------------|---------------|-----------------------|-----|------|-----------|
| 4x100m RELAY | 1st | Testerman, Cox Huse, Lawhorn | CCC | 0:53.4 | 5 | | |
| | 2nd | Thomas, Barrett, Mattson, Thompson | GFC | 0:53.8 | 3 | 3/3 | 0/0 5/5 |
| HIGH JUMP | 1st | Sheryl Gold | CCC | 5'0" | 5 | | |
| | 2nd | D'Ann Hawke | CCC | 5'0" | 3 | | |
| | 3rd | Ma. Schunzer | CCC | 4'4" | 2 | 0/3 | 0/0 10/15 |
| SHOT | 1st | Pam Lorenson | CCC | 43'3 $\frac{1}{2}$ " | 5 | | |
| | 2nd | Karen Gurske | GFC | 39'4" | 3 | | |
| | 3rd | Melanie Johnson | GFC | 36'9 $\frac{1}{2}$ " | 2 | | |
| | 4th | Barbara Crocker | LC | 36'9" | 1 | 5/8 | 1/1 3/20 |
| 1500m | 1st | Nancy Soley | GFC | 5:22.8 | 5 | | |
| | 2nd | Ida Baccigaloppi | LC | 5:46.5 | 3 | 5/13 | 3/4 0/20 |
| 100m HURDLES | 1st | Michelle MacArthur | LC | 16.5 | 5 | | |
| | 2nd | Jois Thomas | CCC | 17.3 | 3 | | |
| | 3rd | Jay Keaps | CCC | 17.4 | 2 | 0/13 | 3/9 5/25 |
| 400m | 1st | Nora Thompson | GFC | 1:02.2 | 5 | | |
| | 2nd | Jackie Miller | LC | 1:02.4 | 3 | | |
| | 3rd | Ginny Marshall | CCC | 1:12.8 | 2 | 5/18 | 3/12 2/27 |
| 100m | 1st | Michelle MacArthur | LC | 13.5 | 5 | | |
| | 2nd | Pam Barrett | GFC | 13.8 | 3 | | |
| | 3rd | Michelle Teoberman | CCC | 13.9 | 2 | | |
| | 4th | Machaela Matland | CCC | 14.9 | 1 | 3/23 | 5/17 3/30 |
| DISCUS | 1st | Robin Boone | CCC | 124'5 $\frac{1}{2}$ " | 5 | | |
| | 2nd | Karen Gurske | GFC | 111' | 3 | | |
| | 3rd | Julia Griffith | CCC | 104' | 2 | | |
| | 4th | Sue Archart | CCC | 103'6" | 1 | 3/24 | 0/17 8/38 |

GEORGE FOX COLLEGE/LINCOLN & CLARK
CLARK COMMUNITY COLLEGE
Newberg, OR
April 30, 1982

| EVENT | PLACE | SCHOOL | TIME/DISTANCE | POINTS | GFC | LC | CCC |
|-----------------------------|-------|--|---------------|---------|-----|------|------------|
| 800m | 1st | Kellie Lawhern | CCC | 2:23.9 | 5 | | |
| | 2nd | Barbara Allen | LC | 2:25.5 | 3 | | |
| | 3rd | Signe Harrang | LC | 2:25.6 | 2 | | |
| | 4th | Jodi Peters | GFC | 2:26.9 | 1 | 1/25 | 5/22 5/43 |
| LONG JUMP | 1st | Debbie Driesner | GFC | 14'5½" | 5 | | |
| | 2nd | Michelle Testerman | CCC | 14'4" | 3 | | |
| | 3rd | Melanie Johnson | GFC | 14'0" | 2 | | |
| | 4th | Michelle Huse | CCC | 13'11" | 1 | 7/32 | 0/22 4/47 |
| 400m HURDLES | 1st | Lois Thomas | GFC | 1:07.7 | 5 | | |
| | 2nd | Debbie Driesner | GFC | 1:09.8 | 3 | | |
| | 3rd | Michelle MacArthur | LC | 1:14.3 | 2 | 8/40 | 2/24 0/47 |
| 200m | 1st | Michelle Testerman | CCC | 23.5 | 5 | | |
| | 2nd | Michelle MacArthur | CCC | 31.8 | 3 | | |
| | 3rd | Maehale Maitland | CCC | 31.2 | 2 | 0/40 | 0/24 10/57 |
| JAVELIN | 1st | Pam Lorensen | CCC | 103'0" | 5 | | |
| | 2nd | Melanie Johnson | GFC | 107'9" | 3 | | |
| | 3rd | Monica Schuster | CCC | 106'2" | 2 | | |
| | 4th | Kathy Murphy | GFC | 97'7" | 1 | 4/44 | 0/24 7/64 |
| 3000 | 1st | Nancy Roiley | GFC | 11:12.8 | 5 | 5/49 | 0/24 0/64 |
| 5000 | 1st | Wendy Weidkamp | LC | 19:43.3 | 5 | | |
| | 2nd | Liz Baumigalluppi | LC | 22:13.4 | 3 | 0/49 | 8/32 0/64 |
| 4x400m | 1st | Mattson, Driesner, Thomas, Thompson | GFC | 4:11.9 | 5 | | |
| | 2nd | Miller, MacArthur, Timberg, Allen | LC | 4:27.6 | 3 | 5/54 | 3/35 0/64 |
| 800m SPRINT MEDLEY RELAY | 1st | Barrett, White, Driesner, Peters | GFC | 2:05.8 | 5 | 5/59 | 0/35 0/64 |

DUAL MEET RECORDS

LEWIS AND CLARK vs. WESTERN OREGON STATE COLLEGE

| | | | | |
|------------------|---------|---|-----------|--------------|
| 100 Meters | 10.9 | Vince Woods | LC | 1977 |
| 200 Meters | 21.5 | Vince Woods | LC | 1977 |
| 400 Meters | 49.2 | E.A. Kumbuwah | LC | 1977 |
| 800 Meters | 1:53.4 | Mike Woolwine | LC | 1977 |
| 1500 Meters | 3:57.1 | George Shick | LC | 1977 |
| Steeplechase | 9:23.5 | Rich Recker | LC | 1981 |
| 5000 Meters | 15:02.3 | Dirk French | OCE | 1978 |
| 110 High Hurdles | 14.6 | Rick Fergesen | LC | 1977 |
| 400 Int. Hurdles | 52.8 | Rick Fergesen | LC | 1977 |
| High Jump | 6-8 | Tim Wright Bob Quirina | LC OCE | 1970 1981 |
| Pole Vault | 14-6 | Gary Gustafson | LC | 1977 |
| Long Jump | 23-3 | Randy Fike | LC | 1970 |
| Triple Jump | 46-2½ | Mike Lariza | OCE | 1970 |
| Shot Put | 50-10 | Dave Paul | OCE | 1979 |
| Discus | 160-1 | Matt Beddoe | LC | 1970 |
| Hammer | 153-6 | Pat Healey | OCE | 1977 |
| Javelin | 221-1 | Dave Westcott | LC | 1977 |
| 4 X 100 Relay | 42.6 | Jeff Smith Lee Hart Vince Woods Kevin Blow | LC | 1977 |
| 4 X 400 Relay | 3:24.1 | Mike Woolwine Lee Hart Robert Aggrey E.A. Kumbuwah | LC | 1977 |

GEORGE FOX COLLEGE, LEWIS & CLARK
CLARK COMMUNITY COLLEGE
Newberg, OR
April 30, 1982

| EVENT | PLACE | SCHOOL | TIME/DISTANCE |
|--------------|---|----------------|-----------------------|
| 4x100m Relay | 1st Testerman, Cox Huse, Lawhern | CCC | 0:53.4 |
| | 2nd Thomas, Barrett, Mattson, Thompson | GFC | 0:53.8 |
| High Jump | 1st Sheryl Gold | CCC | 5'10" |
| | 2nd D'Ann Hawke | CCC | 5'0" |
| | 3rd M. Schuster | CCC | 4'4" |
| Shot Put | 1st Pam Lorenson | CCC | 43'3 $\frac{1}{2}$ " |
| | 2nd Karen Gurske | GFC | 39'1 $\frac{1}{2}$ " |
| | 3rd Melanie Johnson | GFC | 36'9 $\frac{1}{4}$ " |
| | 4th Barbara Crocker | LCC | 36'9" |
| 1500m | 1st Nancy Roley | GFC | 5:22.8 |
| | 2nd Lis Baccigalluppi | LCC | 5:49.5 |
| 100m Hurdles | 1st Michelle McArthur | LCC | 16.5 |
| | 2nd Lois Thomas | CCC <i>GFC</i> | 17.3 |
| | 3rd Amy Kreps | CCC | 17.4 |
| 400m | 1st Nora Thompson | GFC | 1:02.2 |
| | 2nd Jackie Miller | LCC | 1:02.4 |
| | 3rd Cathy Marshall | CCC | 1:12.8 |
| 100m | 1st Michelle McArthur | LCC | 13.5 |
| | 2nd Pam Barrett | GFC | 13.8 |
| | 3rd Michelle Testerman | CCC | 13.9 |
| | 4th Machaela Maitland | CCC | 14.9 |
| Discus | 1st Robin Boone | CCC | 124'5 $\frac{1}{2}$ " |
| | 2nd Karen Gurske | GFC | 111' |
| | 3rd Julia Griffith | CCC | 104' |
| | 4th Sue Arehart | CCC | 103'6" |
| 800m | 1st Kellie Lawhern | CCC | 2:23.9 |
| | 2nd Barbara Allen | LCC | 2:25.5 |
| | 3rd Signe Harrang | LCC | 2:25.6 |
| | 4th Jodi Peters | GFC | 2:26.9 |
| Long Jump | 1st Debbie Driesner | GFC | 14'5 $\frac{1}{2}$ " |
| | 2nd Michelle Testerman | CCC | 14'4" |
| | 3rd Melanie Johnson | GFC | 14'0" |
| | 4th Michelle Huse | CCC | 13'11" |
| 400m Hurdles | 1st Lois Thomas | GFC | 1:07.7 |
| | 2nd Debbie Driesner | GFC | 1:09.8 |
| | 3rd Michelle McArthur | LCC | 1:14.3 |

| | | | |
|-----------------------------|--|-----|---------|
| 200m | 1st Michelle Testerman | CCC | 28.5 |
| | 2nd Michelle McArthur | CCC | 31.8 |
| | 3rd Machaele Maitland | CCC | 33.2 |
| Javelin Throw | 1st Pam Lorensen | CCC | 123'0" |
| | 2nd Melanie Johnson | GFC | 107'9" |
| | 3rd Monica Schuster | CCC | 106'2" |
| | 4th Kathy Murphy | GFC | 97'7" |
| 3000m Run | 1st Nancy Roley | GFC | 11:12.4 |
| 5000m Run | 1st Wendy Weidkamp | LCC | 19:43.3 |
| | 2nd Lis Baccigalluppi | LCC | 22:13.4 |
| 4x400m Relay | 1st Mattson, Driesner, Thomas, Thompson | GFC | 4:11.9 |
| | 2nd Miller, McArthur Timberg, Allen | LCC | 4:27.6 |
| 800m Sprint Medley Relay | 1st Barrett, White Driesner, Peters | GFC | 2:06.8 |

CHRIS WOOD WINS TERRY ANGEL AWARD

The 1982 Terry Angel Award, voted by the team for the most outstanding Pioneer competitor in the Conference Meet, was won by Chris Wood. Competing in a strong 1500 meter field, Chris bettered his personal best time for the fourth time this season to place fifth in 3:58.2.

The Pioneers finished fifth in the Conference but had competitive efforts that proved the form chart wrong in almost every event. Mike Pressley shattered the freshman shot put mark by over a foot to place second on a 48'7.5" put. Marc Gianneschi ran a strong 110 meter Hurdle race to place second in 15.1 and he had a seasonal best 55.0 in the 400 meter Hurdles to place third.

Other personal bests were turned in by Jim Corr with a 184'0" Javelin Throw (fifth place), Bill Dipolito vaulted 12'6" (fifth place), and Pete Baughman clocked 15:24.7 in the 5000 meter Run (fifth place).

LEWIS & CLARK COLLEGE

Track & Field Results

DATE: April 10, 1982
 CONDITIONS: Cloudy, Wet, Cold

PLACE: Lewis and Clark College
 Portland, OR

*****MEN'S RESULTS*****

Team Scores

Willamette 100, LC 62

Hammer

| | | | |
|----|-----------------|----|---------|
| 1. | Dennis Earnshaw | LC | 139'11" |
| 2. | Don Bakman | WU | 132'4" |
| 3. | John Moshofsky | LC | 113'9" |

5,000 M Race Walk (non-scoring)

| | | | |
|----|--------------|-------|---------|
| 1. | Sam Schick | Unatt | 20"39.5 |
| 2. | Brad Jacobs | LC | 25:50.4 |
| 3. | Charlie Hart | LC | 28:54.6 |
| 4. | Jeff Kilday | WU | 30:08.0 |

10,000 Meters (non-scoring)

| | | | |
|----|--------------|----|---------|
| 1. | Greg Mackie | WU | 32:25.8 |
| 2. | Paul Yonker | WU | 33:16.6 |
| 3. | Pat Williams | WU | 33:21.6 |

Javelin

| | | | |
|----|-----------------|----|---------|
| 1. | Jim Corr | LC | 178'11" |
| 2. | Kerry Fagerberg | LC | 163'11" |
| 3. | John Davenport | WU | 163'4" |

Long Jump

| | | | |
|----|--------------|-----|--------|
| 1. | Greg Hansen | WU | 22'4½" |
| 2. | Thomas Ofori | WU | 21'5½" |
| 3. | Mark Lipke | WU | 20'9" |
| 4. | Paul DeLap | PLU | 19'½" |
| 5. | Jack Giles | LC | 18'3" |
| 6. | Chris Newell | LC | 16'½" |

4x100 Relay

| | | |
|----|--|------|
| 1. | Willamette: Marshall, Ofori, Elliott, Hansen | 44.3 |
| 2. | LC | 44.7 |

Shot Put

| | | | |
|----|-----------------|----|---------|
| 1. | Kerry Fagerberg | LC | 49'9½" |
| 2. | Don Backman | WU | 48'11½" |
| 3. | Rick Allen | LC | 47'2" |
| 4. | Davie Novotney | WU | 46'10" |
| 5. | Mike Pressley | LC | 45'4½" |
| 6. | Todd Goergen | WU | 45'2" |

*****WOMEN'S RESULTS*****

Team Scores

Willamette 57½, SOSC 49½, LC 34, GF 33

10,000 Meters (non-scoring)

| | | | |
|----|----------------|------|---------|
| 1. | Annette Dooley | SOSC | 44:37.4 |
|----|----------------|------|---------|

3,000 M Race Walk (non-scoring)

| | | | |
|----|-------------|----|---------|
| 1. | Deb Dresner | GF | 19:13.5 |
|----|-------------|----|---------|

300 M Medley Relay

| | | |
|----|--------------------------------------|--------|
| 1. | SOSC: Stork, Brown, Omlin, Tuttle | 1:55.5 |
| 2. | LC | 1:58.2 |
| 3. | George Fox | 2:06.4 |

Shot Put

| | | | |
|----|----------------|------|-----------|
| 1. | Karen Gurske | GF | 40'0½" |
| 2. | Melony Johnson | GF | 38'4" |
| 3. | Murph Ducchira | SOSC | 35'9" |
| 4. | Barb Crocker | LC | 35'6½" |
| 5. | Ann Davis | WU | 35'2 3/4" |
| 6. | Kathi Lane | WU | 32'9 3/4" |
| 7. | Kim Marsh | WU | 30'7" |

High Jump

| | | | |
|----|--------------------|------|-------|
| 1. | Lisa Robin | SOSC | 5'2" |
| 2. | Kim Trinidad | WU | 4'10" |
| 2. | Cathy Winterbotham | SOSC | 4'10" |
| 3. | Julie Conrad | WU | 4'8" |
| 4. | Birginia Reynolds | WU | 4'6" |

4 X 100 M Relay

| | | |
|----|--------------------------------------|------|
| 1. | SOSC: Stork, Brown, Omlid, Tuttle | 51.9 |
| 2. | Willamette | 51.9 |
| 3. | George Fox | 53.0 |
| 4. | LC | 53.6 |

1,500 M Run

| | | | |
|----|-------------|----|--------|
| 1. | Cathy Nash | WU | 4:56.3 |
| 2. | Nancy Roley | GF | 5:01.2 |
| 3. | Cathy Rose | WU | 5:07.2 |

Javelin

| | | | |
|----|--------------------|------|--------|
| 1. | Kim Marsh | W | 140'3" |
| 2. | Cathy Winterbotham | SOSC | 127'5" |

MENSteeplechase

| | | | |
|----|--------------|----|---------|
| 1. | Paul Mattson | LC | 10:10.0 |
| 2. | Charlie Hart | LC | 11:05.0 |
| | (no third) | | |

Pole Vault

| | | | |
|----|----------------|----|-------|
| 1. | Greg Hansen | WU | 13'0" |
| 2. | Bill Dippolito | LC | 12'0" |
| 3. | Jim Corr | LC | 11'0" |
| 4. | Kris Lingelser | LC | 10'6" |

1500 Meters

| | | | |
|----|----------------|----|--------|
| 1. | Kevin O'Connor | WU | 3:56.1 |
| 2. | David Johnson | WU | 3:57.0 |
| 3. | Chris Wood | LC | 3:59.6 |
| 4. | Robbie Wright | W | 4:09.0 |

High Hurdles

| | | | |
|----|-----------------|----|------|
| 1. | Marc Gianneschi | LC | 15.2 |
| 2. | John Davenport | LC | 16.0 |
| 3. | James Kassebaum | W | 16.1 |
| 4. | Greg Plancich | W | 16.4 |
| 5. | Chris Newell | LC | 18.3 |

High Jump

| | | | |
|----|----------------|----|-------|
| 1. | Jack Giles | LC | 6'0" |
| 2. | John Davenport | WU | 6'0" |
| 3. | Greg Hansen | WU | 5'10" |

400 Meters

| | | | |
|----|--------------|----|------|
| 1. | Andre Hsjnal | WU | 50.8 |
| 2. | Jay Kaino | WU | 51.3 |
| 3. | Vic Sears | LC | 51.5 |
| 4. | Sid Elliott | W | 51.6 |

100 Meters

| | | | |
|----|----------------|----|------|
| 1. | Jeb Smythe | WU | 11.6 |
| 2. | Thomas Ofori | WU | 11.6 |
| 3. | Brent Carbajal | LC | 11.8 |
| 4. | Jim Corr | LC | 12.6 |

800 Meters

| | | | |
|----|--------------|----|--------|
| 1. | Dave Lewis | WU | 1:54.1 |
| 2. | Mike Tiedy | LC | 1:57.7 |
| 3. | Dave Trotter | LC | 2:04.3 |

Discus

| | | | |
|----|----------------|----|--------|
| 1. | Terry Outcalt | LC | 135'9" |
| 2. | Don Backman | WU | 130'8" |
| 3. | David Novotney | WU | 123'5" |
| 4. | Rick Allen | LC | 119'0" |
| 5. | Mike Pressley | LC | 117'0" |

WOMENJavelin (cont.)

| | | | |
|-----|-------------------|------|---------|
| 3. | Ann Davis | WU | 121'10" |
| 4. | Corianne Wyatt | SOSC | 110'0" |
| 5. | Melony Johnson | GF | 98'4" |
| 6. | Marjorie Hudnut | LC | 94'7" |
| 7. | Jackie Jouret | LC | 82'11" |
| 8. | Virginia Reynolds | WU | 82'3" |
| 9. | Barb Crocker | LC | 68'5" |
| 10. | Karen Macha | LC | 48'3" |

100 M Hurdles

| | | | |
|----|-------------------|----|------|
| 1. | Michelle McArthur | LC | 16.1 |
| 2. | Lois Thomas | GF | 17.2 |
| 3. | Kim Marsh | WU | 17.4 |

400 Meters

| | | | |
|----|---------------|----|------|
| 1. | Kay Mattson | GF | 61.7 |
| 2. | Lisa Bewley | WU | 62.9 |
| 3. | Tracy Timberg | LC | 65.3 |

Long Jump

| | | | |
|----|-------------------|------|--------|
| 1. | Lisa Robin | SOSC | 15'4½" |
| 2. | Virginia Reynolds | WU | 14'11" |
| 3. | Lisa Bewley | WU | 14'2" |
| 4. | Kim Marsh | WU | 14'2" |
| 5. | Lois Thomas | GF | 13'5½" |

100 Meters

| | | | |
|----|--------------|------|------|
| 1. | Sue Stork | SOSC | 13.0 |
| 2. | Molly Brown | SOSC | 13.2 |
| 3. | Sue Meredith | WU | 13.6 |
| 4. | Cathy Jones | WU | 13.7 |
| 5. | Jla Omlid | SOSC | 14.1 |
| 6. | Pam Barrett | GF | 14.2 |

800 Meters

| | | | |
|----|---------------|------|--------|
| 1. | Susan Gramson | WU | 2:14.9 |
| 2. | Jackie Miller | LC | 2:16.2 |
| 3. | Sheryl Tuttle | SOSC | 2:34.0 |
| 4. | Rose Zerzan | WU | 2:44.2 |
| 5. | Kim Marsh | WU | 2:52.2 |

400 Meter Hurdles

| | | | |
|----|-------------------|----|------|
| 1. | Lois Thomas | GF | 68.0 |
| 2. | Michelle McArthur | LC | 68.5 |
| 3. | Nora Thompson | GF | 69.4 |
| 4. | Deb Dresner | GF | 74.0 |

200 Meters

| | | | |
|----|----------------|------|--------|
| 1. | Sue Stork | SOSC | 1:26.9 |
| 2. | Molly Brown | SOSC | 1:27.0 |
| 3. | Sandy Meredith | WU | 1:27.4 |
| 4. | Kay Mattson | GF | 1:27.6 |
| 5. | Paulette Marks | LC | 1:28.0 |
| 6. | Cathy Jones | WU | 1:28.0 |
| 7. | Jla Omlid | SOSC | 1:28.5 |
| 8. | Tracy Timberg | LC | 1:28.9 |

MEN

400 Meter Hurdles

| | | | |
|----|-----------------|----|------|
| 1. | Don Hicks | WU | 55.2 |
| 2. | Greg Hansen | WU | 55.5 |
| 3. | Marc Gianneschi | LC | 56.4 |
| 4. | John Davenport | W | 58.8 |
| 5. | Bill Dppolito | LC | 62.0 |
| 6. | Chris Newell | LC | 62.1 |

200 Meters

| | | | |
|----|----------------|----|------|
| 1. | Vic Sears | LC | 23.2 |
| 2. | Jay Kaino | WU | 23.3 |
| 3. | Brent Carbajal | LC | 24.2 |

Triple Jump

| | | | |
|----|----------------|----|------------|
| 1. | Mark Lipke | WU | 42'10 3/4" |
| 2. | Thomas Ofori | WU | 42'10 1/4" |
| 3. | Bill Sherrod | WU | 42'3 3/4" |
| 4. | Jack Giles | LC | 41'11 1/2" |
| 5. | John Moshofsky | LC | 35'3" |

4 X 400 M Relay

| | | | |
|----|---|--|--------|
| 1. | Willamette: Hajnal, Hicks, Smythe, Hansen | | 3:24.7 |
| 2. | LC | | 3:28.0 |

5000 Meters

| | | | |
|----|------------------|----|---------|
| 1. | Mark Holmlund | WU | 14:52.9 |
| 2. | Pete Baughman | LC | 15:30.4 |
| 3. | Rich Groenendall | WU | 15:26.3 |

WOMEN

200 Meters (cont.)

| | | | |
|-----|-------------------|----|--------|
| 9. | Pam Barrett | GF | 1:29.2 |
| 10. | Virginia Reynolds | WU | 1:29.4 |
| 11. | Holly White | GF | 1:32.3 |

Discus

| | | | |
|----|-----------------|------|---------|
| 1. | Ann Davis | WU | 119'9" |
| 2. | Murph Dukeshire | SOSC | 118'5" |
| 3. | Kathi Lane | WU | 110'8" |
| 4. | Karen Gurske | GF | 104'8" |
| 5. | Kathy Murphy | GF | 104'6" |
| 6. | Barb Crocker | LC | 101'11" |

3000 Meters

| | | | |
|----|-----------------|------|---------|
| 1. | Signe Harrang | LC | 11:05.9 |
| 2. | Wendy Weidkamp | LC | 11:01.0 |
| 3. | Danielle Huxley | WU | 11:26.9 |
| 4. | Leslie Fridley | WU | 11:27.0 |
| 5. | Sabra Soulid | SOSC | 11:34.0 |
| 6. | Shanti Mizuno | WU | 12:28.0 |

5000 Meters

| | | | |
|----|-------------------------------------|----|---------|
| 1. | Lis Baccaigaluppi (only entrant) | LC | 20:59.8 |
|----|-------------------------------------|----|---------|

4 X 400 Meter Relay

| | | | |
|----|---|--|--------|
| 1. | Willamette: Nash, Jones, Meredith, Bewley | | 4:08.8 |
| 2. | LC | | 4:38.4 |

| <u>Places:</u> | <u>1sts</u> | <u>2nds</u> | <u>3rds</u> |
|----------------|-------------|-------------|-------------|
| Willamette | 11 | 13 | 6 |
| Lewis & Clark | 8 | 4 | 10 |

DUAL MEET RECORDS

LEWIS AND CLARK vs. WILLAMETTE

| | | | | |
|------------------|-----------|-----------------|----|------|
| 100 Meters | 10.7 | Tim Archer | W | 1978 |
| 200 Meters | 21.4 | Skip Spence | W | 1959 |
| 400 Meters | 48.6 | Matt Seils | W | 1977 |
| 800 Meters | 1:52.9 | Don Aaberg | LC | 1964 |
| | | Vern Jones | LC | 1968 |
| 1500 Meters | 3:54.4 | Ed Wallace | W | 1969 |
| Steeplechase | 9:26.1 | Tim Rutledge | W | 1978 |
| 5000 Meters | 14:45.3 | Dan Hall | W | 1976 |
| High Hurdles | 14.2 | Dean Benson | W | 1956 |
| 400 Int. Hurdles | 53.2 | Doug Ousterhout | W | 1978 |
| High Jump | 6-10 | Tim Wright | LC | 1970 |
| | | Scott Wallace | W | 1980 |
| Pole Vault | 14-10 1/2 | Brad Moore | LC | 1973 |
| Long Jump | 23-3 1/2 | Randy Fike | LC | 1973 |
| Triple Jump | 46-2 3/4 | Paul Schuberg | LC | 1975 |
| Shot Put | 52-3 1/2 | Ron Jensen | W | 1968 |
| Discus | 159-11 | Matt Beddoe | LC | 1979 |
| Hammer | 162-6 | Scott Burkhart | LC | 1975 |
| Javelin | 227-10 | Todd Lovell | LC | 1981 |
| 440 Relay | 42.3 | Tom Walsh | W | 1976 |
| | | Gary Hallaian | | |
| | | Dave Runner | | |
| | | Tim Archer | | |
| 4 X 400 Relay | 3:19.0 | Rich Burnett | LC | 1976 |
| | | Mike Woolwine | | |
| | | John Thomas | | |
| | | E.A. Kumbuwah | | |

LEWIS & CLARK COLLEGE

Track & Field Results

DATE: April 3, 1982
 CONDITIONS: Cool, Rain, Wind

SITE: Lewis & Clark College
 Portland, OR

***** MEN'S RESULTS *****

Meet Scores

L&C 114 Pacific 21
 L&C 62 Pacific Lutheran 100

10,000m Run

1. Scott London LC 36:37.4

Hammer Throw

1. Neil Weaver PLU 162'4"
 2. Dennis Earnshaw LC 139'6"
 3. John Moshofsky LC 107'0"
 4. Rick Allen LC 82'9"

High Jump

1. Dave Malnes PLU 6'0"

Javelin Throw

1. Mike Heelan PLU 181'2"
 2. Jim Corr LC 169'0"
 3. Phil Schott PLU 168'11"
 4. Kerry Fagerberg LC 161'3"
 5. Paul Mentor PLU 152'2"
 6. Steve Motley Pac 140'11"

Pole Vault

1. Wade Craig PLU 12'8"
 2. Bill Dippolito LC 12'2"
 3. Kris Lingelser LC 10'2"

Long Jump

1. Dave Beemer Pac 20'2 3/4"
 2. Kyle Connal Pac 19'5 3/4"
 3. Tim Lusk PLU 18'11 1/4"
 4. Paul Delap PLU 18'11 1/4"
 5. Jim Corr LC 17'7 1/2"
 6. Chris Newell LC 17'4 3/4"

4X100m Relay

1. V. Sears, R. Sears,
 Carbuja, Gianneschi LC 44.2
 2. Pac 44.2
 3. PLU 44.2

***** WOMEN'S RESULTS *****

Meet Scores

L&C 68 Pacific 15
 L&C 38 PLU 76
 L&C 49 G. Fox 51

10,000m Run

1. Lis Baccigaluppi LC 46:26.3

High Jump

1. Bobbi Jo Crow PLU 4'4"

5000m Run

1. Kristy Purdy PLU 17:14.1
 2. Nancy Miller PLU 19:03.7

3000m Run

1. Dianne Johnson PLU 10:16.7
 2. Shauna Guscott PLU 11:02.7
 3. Signe Harrang LC 11:15.1
 4. Wendy Weidkamp LC 11:26.9
 5. Lisa Schultz PLU 11:40.4

4X100m Relay

1. Kehoe, Zamells,
 Crow, Jahr PLU 52.1
 2. GF 54.6

Shot Put

1. Karen Gurske GF 40'3"
 2. Jeanne Moshofsky PLU 40'3"
 3. Barb Crocker LC 38'5 1/2"
 4. Melony Johnson GF 38'5"
 5. Cami Viebrock PLU 33'5"
 6. Bobbi Jo Crow PLU 29'7 1/2"

1500m Run

1. Jackie Miller LC 4:53.4
 2. Nancy Raley GF 5:15.2

100m Hurdles

1. Heather Jahr PLU 16.0
 2. Michelle McArthur LC 16.7
 3. Joyce Ward Pac 17.1
 4. Bobbi Jo Crow PLU 17.3
 5. Lois Thomas GF 17.4

Steeplechase

| | | | |
|----|--------------|-----|---------|
| 1. | Paul Mattson | LC | 10:10.7 |
| 2. | Steve Fisher | LC | 10:21.7 |
| 3. | Mitch Parker | PLU | 10:44.5 |
| 4. | Charlie Hart | LC | 11:06.7 |

1500m Run

| | | | |
|----|-------------|-----|--------|
| 1. | Chris Wood | LC | 4:04.0 |
| 2. | Bob Sargent | PLU | 4:07.4 |
| 3. | Phil Nelson | PLU | 4:13.3 |

100m Hurdles

| | | | |
|----|-----------------|-----|------|
| 1. | Marc Gianneschi | LC | 15.3 |
| 2. | Paul Menter | PLU | 16.0 |
| 3. | Dave Malnes | PLU | 16.5 |
| 4. | Chris Newell | LC | 17.8 |

Shot Put

| | | | |
|----|-----------------|-----|---------|
| 1. | Leroy Walters | PLU | 51'10½" |
| 2. | Kerry Fagerberg | LC | 48'6" |
| 3. | Dean Tomlinson | PLU | 44'8" |
| 4. | Rick Allen | LC | 44'7½" |
| 5. | Terry Outcalt | LC | 42'1½" |
| 6. | Darrell James | Pac | 38'4½" |
| 7. | Forrest Barnes | Pac | 35'8" |

Triple Jump

| | | | |
|----|----------------|-----|--------|
| 1. | Curt Rodin | PLU | 41'8" |
| 2. | Paul Delap | PLU | 40'2½" |
| 3. | Chris Newell | LC | 36'3" |
| 4. | John Moshofsky | LC | 35'3" |

400m Dash

| | | | |
|----|--------------|-----|------|
| 1. | Chris Roche | PLU | 50.1 |
| 2. | Scott Simon | PLU | 51.0 |
| 3. | Rich Sears | LC | 51.8 |
| 4. | Mike Elliott | Pac | 53.7 |

100m Dash

| | | | |
|----|----------------|-----|------|
| 1. | Dave Walker | PLU | 11.2 |
| 2. | Ken Crutch | Pac | 11.3 |
| 3. | Vic Sears | LC | 11.7 |
| 4. | Brent Carbajal | LC | 12.1 |
| 5. | Steve Motley | Pac | 12.6 |

800m Run

| | | | |
|----|-----------------|-----|--------|
| 1. | Dean Steinbrook | PLU | 1:56.3 |
| 2. | David Trotter | LC | 1:57.5 |
| 3. | Greg Rapp | PLU | 1:58.2 |
| 4. | Mike Tiedy | LC | 1:58.4 |
| 5. | Rich Walker | PLU | 2:01.3 |
| 6. | Chris Wood | LC | 2:04.2 |

400m Dash

| | | | |
|----|-----------------|-----|------|
| 1. | Debbie Mattson | GF | 61.3 |
| 2. | Paulette Marks | LC | 63.6 |
| 3. | Tracy Timberg | LC | 66.3 |
| 4. | Jeanette Beemer | Pac | 70.3 |

Javelin Throw

| | | | |
|----|-----------------|-----|--------|
| 1. | Susie DeVore | Pac | 110'8" |
| 2. | Melony Johnson | GF | 108'7" |
| 3. | Cami Viebrock | PLU | 94'8" |
| 4. | Marjorie Hudnut | LC | 98'9" |
| 5. | Bobbi Jo Crow | PLU | 87'3" |
| 6. | Jackie Jouret | LC | 86'6" |
| 7. | Karen Macha | LC | 48'4" |

100m Dash

| | | | |
|----|----------------|-----|------|
| 1. | Kara Kehoe | PLU | 12.5 |
| 2. | Karina Zamelis | PLU | 13.3 |
| 3. | Sara Worsham | LC | 13.7 |
| 4. | Joyce Ward | Pac | 14.0 |

800m Run

| | | | |
|----|------------------|-----|--------|
| 1. | Jackie Miller | LC | 2:17.6 |
| 2. | Holly Louderback | PLU | 2:21.5 |
| 3. | Denise Stoaks | PLU | 2:21.6 |
| 4. | Cindy Allen | PLU | 2:23.0 |
| 5. | Barbara Allen | LC | 2:33.6 |

400m Hurdles

| | | | |
|----|-------------------|-----|------|
| 1. | Nora Thompson | GF | 69.1 |
| 2. | Bobbi Jo Crow | PLU | 69.5 |
| 3. | Lois Thomas | GF | 71.3 |
| 4. | Michelle McArthur | LC | 73.0 |
| 5. | Debbie Dresner | GF | 74.5 |

200m Dash

| | | | |
|----|-----------------|-----|------|
| 1. | Kara Kehoe | PLU | 26.2 |
| 2. | Sara Worsham | LC | 27.8 |
| 3. | Jeanette Beemer | Pac | 30.0 |
| 4. | Holly White | GF | 32.5 |

Discus Throw

| | | | |
|----|------------------|-----|--------|
| 1. | Jeanne Moshofsky | PLU | 114'3" |
| 2. | Kathy Murphy | GF | 105'5" |
| 3. | Karen Gurske | GF | 101'5" |
| 4. | Barb Crocker | LC | 101'3" |

4X400m Relay

| | | | |
|----|--|-----|--------|
| 1. | Stoakes, Zemelst, Louderback, Kehoe | PLU | 4:11.9 |
| 2. | | GF | 4:17.4 |
| 3. | | LC | 4:23.0 |

NCWSA — AIAW REGION IX



track & field championships

May 6th 7th & 8th *1982*

Central Washington University

Ellensburg

1982 AIAW NCWSA REGION 9 TRACK AND FIELD MEET (DIVISIONS 2&3)

CENTRAL WASHINGTON UNIVERSITY welcomes all the athletes and coaches participating in today's championship meet and extends a special welcome to all the fans who are here to support their favorite team.

MEET OFFICIALS

| | |
|---------------------|-------------------------------|
| MEET DIRECTOR | Gary Frederick |
| STARTER | Dr. Robert Adkison |
| ASSISTANT STARTER | Tim Hart |
| CLERK OF THE COURSE | Eric Beardsley, Jackie Lohman |
| HEAD FIELD JUDGE | Barry Meadows |
| HEAD TRACK JUDGE | Gary Frederick |
| ANNOUNCER | Dick Nodlinski |
| SCORER | Bob Guptill |

TIMERS: Will Chapman, Dean Nicholson, Tom Parry, Stan Sorenson, Bob Gregson, John Gregor, Lori Clark, Tim Clark, Dorothy Purser, Del Evan, Art Powell, Bob Irving, Lou Bovos, Fran Bovos, Heptathlon: Perriella, Owen, McDevitt, Schwarzwalter, Spencer, Rossmailer, McCaffree, Henderson, Voie, Boyd, Cadena, Pilichowski,

JUDGES: Len Williams, Scott Ricardo, Greg Kummer, Wendell Ward, Sheila Marks, Greg Williams, Robbie Chandler, Jean Putnam, Janet Sprouse, Daryl Basler, Trish Dick, Betty Hileman.

FIELD JUDGES: Conijn, Jones, Mobney, Kerns, Graham, Boyd, Ninnis, Howe, Nelson, Rasmussen, Kraftm McDevitt, McCaffree.

INSPECTORS: Elliott, Zenisek, Perriella, Gunner, Cadena, Spencer, Voie, Inman, Henderson.

1981 TEAM SCORES

| | | | |
|-----------------------|-----|------------------------|----|
| 1. Idaho | 149 | 12. Northwest Nazarine | 10 |
| 2. Boise State | 144 | 13. Lewis & Clark | 9 |
| 3. Western Washington | 60 | Western Oregon | 9 |
| 4. Central Washington | 45 | Eastern Washington | 9 |
| 5. George Fox | 40 | 16. Simon Fraser | 8 |
| 6. Pacific Lutheran | 37 | Portland | 8 |
| 7. Southern Oregon | 17 | 18. Pacific | 7 |
| 8. Puget Sound | 13½ | Willamette | 7 |
| 9. Linfield | 13 | 20. Eastern Montana | 6 |
| 10. Whitworth | 12 | 21. Eastern Oregon | 3 |
| 11. Rocky Mountain | 11 | 22. Whitman | 1½ |

SPONSORS: Sports Elite & Pautzke Bait

JAVELIN

Event #8
 Saturday, noon
 Regional: 120-0
 National: 130-0

| | |
|-------------------------------|--------|
| Lorna Beaver, CWU | 142-6 |
| Myliisa Coleman, Idaho | 141-2 |
| Kellee Knowles, Idaho | 139-8 |
| Heidi Apedaile, E. Montana | 138-9 |
| Lynne Farmer, E. Montana | 126-0 |
| Sandy Johnson, Boise State | 122-11 |
| Karen Jackson, N. Montana | 118-11 |
| Kathy Federico, EWU | 117-11 |
| Jackie Martin, Rocky Mountain | 117-3 |
| Sue Heacock, CWU | 115-5 |
| Krissi Lindstrom, SPU | 115-2 |
| Carla Damiano, Boise State | 113-4 |

HIGH JUMP

Event #9
 Saturday, noon
 Regional: 5-2
 National: 5-5 3/4

| | |
|------------------------------|-------------------|
| Kim Carroll, Boise State | 5-8 $\frac{1}{4}$ |
| Cindy Stewart, Boise State | 5-6 $\frac{1}{4}$ |
| Rhonda James, Idaho | 5-6 |
| Kelly Keene, CWU | 5-6 |
| Jodene Kyle, Idaho | 5-4 |
| Chris Crouch, Boise State | 5-4 |
| Lynne Hogue, Rocky Mountain | 5-4 |
| Cherie Clark, EWU | 5-3 |
| Marie Cronrath, EWU | 5-2 |
| Wendy Lewis, Rocky Mountain | 5-2 |
| Kay Peterson, Rocky Mountain | 5-2 |

400 METER RELAY

Event #10
 Saturday, 12:10 p.m.
 Regional: 52.5
 National: 48.4

| | |
|--------------------|------|
| Boise State | 49.0 |
| Idaho | 50.4 |
| Eastern Washington | 50.4 |
| Central Washington | 51.2 |
| Seattle Pacific | 51.8 |

| | |
|-----------------|------|
| Portland | 52.1 |
| Rocky Mountain | 52.3 |
| Western Montana | 52.5 |
| Eastern Montana | 53.1 |

1500 METERS

Event #11
 Saturday, 12:30 p.m.
 Regional: 4:53.0
 National: 4:39.8

| | |
|----------------------------|--------|
| Andrea Wilson, Boise State | 4:32.0 |
| Sandy Krisjanson, Idaho | 4:32.6 |
| Patsy Sharples, Idaho | 4:37.8 |
| Sherrie Crang, Idaho | 4:38.4 |
| Caroline Crabtree, Idaho | 4:41.3 |
| LeAnn Roloff, Idaho | 4:44.6 |
| Jody Cobb, Boise State | 4:45.6 |
| Eva Gray, Portland State | 4:46.4 |
| Missi Nelson, SPU | 4:46.9 |
| Anne Jenck, Portland | 4:52.0 |
| Carolyn Darcy, EWU | 4:52.4 |
| Amy Landry, Idaho | 4:52.9 |

100 METER HURDLES

Event #12
 Saturday, 12:50 p.m.
 Regional: 16.2
 National: 14.9

| | |
|---------------------------|------|
| Chris Klausman, SPU | 14.4 |
| Colleen Williams, Idaho | 14.5 |
| Mary Crevelt, Boise State | 14.6 |
| Michelle Riley, EWU | 14.6 |
| Suzie Turner, Boise State | 14.8 |
| Teri Neece, Boise State | 15.1 |
| Val Harlow, EWU | 15.7 |
| Lynne Hogue, Rocky Mount. | 15.8 |
| Rhonda James, Idaho | 15.9 |
| Leann Holliman, Portland | 16.0 |

SHOT PUT

Event #13
 Saturday, 1 p.m.
 Regional: 37-6
 National: 42-6 $\frac{1}{4}$

| | |
|----------------------------|---------------------|
| Sandy Johnson, Boise State | 45-11 $\frac{1}{2}$ |
| Lisa Smith, EWU | 40-5 |
| Roslyn Farrington, CWU | 40-3 $\frac{1}{2}$ |

| | |
|-------------------------------|------|
| Kelly Wosepka, Portland | 26.2 |
| Laurie Brock, EWU | 26.3 |
| Julie Smith, CWU | 26.4 |
| Sheri McCormick, CWU | 26.4 |
| Mary Kay Brooks, Boise State | 26.6 |
| Linda Brock, Portland | 26.8 |
| Jackie Martin, Rocky Mountain | 26.9 |
| Wende Rosten, Idaho | 27.2 |

5000 METERS

Event #19
 Saturday, 2:30 p.m.
 Regional: 18:45.0
 Bational: 18:02.0

| | |
|-------------------------------|---------|
| Patsy Sharples, Idaho | 16:28.1 |
| Sherrie Crang, Idaho | 16:29.0 |
| Connie Benson, Seattle Pacif. | 17:22.8 |
| Andrea Wilson, Boise State | 17:24.1 |
| Dottie Meyers, Seattle Pacif. | 17:27.9 |
| Caroline Crabtree, Idaho | 17:33.0 |
| Rita Grealish, Portland State | 17:35.5 |
| Kathleen Keller, Portland | 17:40.3 |
| Cheryl Yoke, EWU | 18:05.6 |
| Jenny Ord, Idaho | 18:19.7 |
| Cindy Crow, Boise State | 18:21.9 |
| Laureen Stepan, Portland | 18:35.9 |
| Karen Luckman, CWU | 18:44.0 |

1600 METER RELAY

Event #20
 Saturday, 3:15 p.m.
 Regional: 4:13.0
 National: 3:56.8

| | |
|--------------------|--------|
| Idaho | 3:53.0 |
| Boise State | 4:01.6 |
| Seattle Pacific | 4:01.7 |
| Portland | 4:03.6 |
| Eastern Washington | 4:08.3 |
| Central Washington | 4:13.6 |
| Rocky Mountain | 4:19.0 |
| Eastern Montana | 4:26.8 |
| Western Montana | 4:32.6 |

DIVISION 3 -- BEST MARKS

10,000 METERS

Event #1
Thursday, noon
Regional: None
National: 38:22

| | |
|----------------------|---------|
| Kristy Purdy, PLU | 35:47.9 |
| Diane Johnson, PLU | 36:12.5 |
| Janet McCanna, Linf | 37:26.5 |
| Frances Terry, PLU | 39:01.3 |
| Shauna Guscott, PLU | 40:19.2 |
| Inge Heggerness, UPS | 40:31.2 |
| Colleen Baker, UPS | 40:38.0 |
| Kim Fitzharris, WWU | 40:52.2 |
| Annette Doley, SOSC | 44:37.4 |

4 x 800 METER RELAY

Event #2
Friday, 12:15 p.m.
Regional: None.
National: 9:35

| | |
|--------------------|---------|
| Pacific Lutheran | 9:39.2 |
| Western Washington | 9:48.2 |
| Puget Sound | 10:14.3 |

DISCUS

Event #3
Friday, 1:15 p.m.
Regional: 105-0
National: 132-10

| | |
|---------------------------|---------|
| Vera Villi, UPS | 136-2 |
| Felicia Bodey, WWU | 131-0 |
| Lisa Herrold, WWU | 130-9 |
| Ann Davis, Willamette | 126-5 |
| Sandy Early, Northw. Naz. | 125-10 |
| Theresa Church, Willam. | 119-7 |
| Kathleen Lane, Willam. | 119-7 |
| Murph Dukeshire, SOSC | 118-5 |
| Jeanne Moshofsky, PLU | 117-10½ |
| Kelly Davis, Whitman | 116-8 |
| Teresa Heiler, W. Oregon | 114-3 |
| Stacey Abei, W. Oregon | 110-0 |
| Colette Tompkina, Whitman | 107-10 |
| Wendy O'Leary, W. Oregon | 105-7 |
| Kathy Murphy, George Fox | 105-5 |

3000 METERS

Event #4
Friday, 4 p.m.
Regional: 10:54.6
National: 10:18

| | |
|--------------------------|----------|
| Kristy Purdy, PLU | 9:48.7 |
| Diane Johnson, PLU | 10:05.8 |
| Bridget Cooke, W. Oregon | 10:09.0 |
| Marilyn Thibodeau, WWU | 10:11.9 |
| Janet McCanna, Linfield | 10:12.7 |
| Carol Lewis, Whitworth | 10:14.1 |
| Cindy Allen, PLU | 10:23.4 |
| Ann O'Leary, E. Oregon | 10:31.34 |
| Chris Fox, W. Oregon | 10:32.5 |
| Nadine Price, Linfield | 10:32.25 |
| Meg Penniston, S. Oregon | 10:34.4 |
| Denise Stohl, Linfield | 10:35.8 |
| Jackie Miller, LC | 10:36.5 |
| Jane Abbott, WWU | 10:39.7 |
| Frances Miller, PLU | 10:42.1 |
| Shauna Guscott, PLU | 10:45.0 |
| Nancy Miller, PLU | 10:45.0 |
| Suzanne Tovrea, Linf | 10:48.4 |

800 METER RELAY

Event #5
Friday, 4:30 p.m.
Regional: None
National: 1:51.0

| | |
|--------------------|---------|
| Northwest Nazarine | 1:54.02 |
| Pacific Lutheran | 1:54.5 |
| Southern Oregon | 1:55.5 |
| Western Washington | 1:57.8 |
| Lewis & Clark | 1:58.2 |
| Whitman | 1:59.3 |
| Puget Sound | 2:00.3 |
| W. Oregon | 2:03.0 |

SHOT PUT

Event #6
Saturday, noon
Regional: 34-11
National: 40-9 3/4

| | |
|-----------------------------|----------|
| Karen Gurske, George Fox | 41-4 |
| Vera Villi, UPS | 40-10 |
| Jeanne Moshofsky, PLU | 40-3 |
| Sandy Early, Northw. Nazar. | 39-7 |
| Murph Dukeshire, S. Oregon | 39-6 |
| Melony Johnson, George Fox | 38-7 |
| Barb Crocker, LC | 38-7 |
| Colette Thompkins, Whitman | 38-4½ |
| Lisa Herrold, WWU | 38-¼ |
| Cam Viebrock, PLU | 37-9 3/4 |

400 METER RELAY

Event #7
Saturday, noon
Regional: None
National: 50.1

| | |
|-------------------------------|--------|
| Kim Marsh, Willamette | 153-5 |
| Wendy O'Leary, W. Oregon | 150-6½ |
| Joan Williamson, WWU | 140-9 |
| Denise Ritchey, WOSC | 134-2½ |
| Toni Lorimor, Whitworth | 132-2 |
| Cathy Winterbotham, S. Oregon | 131-3 |
| Ann Davis, Willamette | 130-8 |
| Susan DeVore, Pacific | 127-6 |
| Deeann Hogue, Linfield | 124-3½ |
| Diane Fox, Linfield | 123-11 |
| Shelly Norick, Whitworth | 123-1 |
| BeBe Day, Northw. Nazarine | 115-6 |
| Melony Johnson, George Fox | 112-7 |

100 METERS

Event #13

Saturday, 1:20 p.m.
 Regional: 13.0
 National: 12.5

| | |
|--------------------------------|------|
| Antonette Blythe, Northw. Naz. | 12.1 |
| Shana Galloway, Northw. Naz. | 12.6 |
| Kara Kehoe, PLU | 12.4 |
| Konna Larry, WWU | 12.7 |
| Karina Zamelis, PLU | 12.7 |
| Shawn Lane, Whitworth | 12.8 |
| Darcee Anderson, WWU | 12.9 |
| Susan Storck, S. Oregon | 13.0 |
| Kay Archer, SOSC | 13.0 |
| Molly Brown, S. Oregon | 13.2 |

800 METERS

Event #14

Saturday, 1:40 p.m.
 Regional: 2:21.0
 National: 2:18.2

| | |
|---------------------------|--------|
| Susan Gramson, Willamette | 2:13.8 |
| Debbie Sticha, W. Oregon | 2:14.1 |
| Jackie Miller, LC | 2:16.2 |
| Carla Randall, WWU | 2:19.3 |
| Colleen Calvo, PLU | 2:19.8 |
| Cathy Nash, Willamette | 2:19.8 |
| Susan Robinson, WWU | 2:20.0 |
| Paula Mueller, UPS | 2:21.2 |
| Holly Louderback, PLU | 2:21.5 |
| Denise Stoaks, PLU | 2:21.6 |

400 METER HURDLES

Event #15

Saturday, 2 p.m.
 Regional: 71.0
 National: 65.3

| | |
|------------------------------|------|
| Wendy Malich, WWU | 66.1 |
| Deborah Ocken, WWU | 67.2 |
| Lois Thomas, George Fox | 67.4 |
| Kip Foster, Puget Sound | 67.8 |
| Bobbi Jo Crow, PLU | 68.0 |
| Michelle McArthur, LC | 68.5 |
| Erin Bevan, Whitman | 68.8 |
| Nora Thompson, George Fox | 69.4 |
| Cynthia Hoekstra, Willamette | 69.4 |
| Becky Enos, Whitworth | 70.7 |

200 METERS

Event #16

Saturday, 2:20 p.m.
 Regional: 27.0
 National: 25.5

| | |
|----------------------------|------|
| Kara Kehoe, PLU | 26.1 |
| Shawn Lane, Whitworth | 26.4 |
| Donna Larry, WWU | 26.7 |
| Karina Zamelis, PLU | 26.8 |
| Susan Storck, SOSC | 26.9 |
| Molly Brown, SOSC | 27.0 |
| Laurie Flagg, Whitworth | 27.0 |
| Darcee Anderson, WWU | 27.3 |
| Sandy Meredith, Willamette | 27.4 |
| Paulette Marks, LC | 27.4 |
| Tracy Timberg, LC | 27.4 |

5000 METERS

Event #17

Saturday, 2:30 p.m.
 Regional: 18:51.1
 National: 18:05.0

| | |
|--------------------------|---------|
| Kristy Purdy, PLU | 17:08.3 |
| Diane Johnson, PLU | 17:17.4 |
| Marilyn Thibodeau, WWU | 17:47.6 |
| Janet McCanna, Linfield | 17:55.4 |
| Bridget Cooke, W. Oregon | 17:57.1 |
| Kathleen Parnell, UPS | 18:12.5 |
| Cindy Allen, PLU | 18:25.4 |

PAST CHAMPIONS AIAW DIVISION 2&3 TRACK & FIELD MEET

100 METERS

1980 12.21 Tracy Cairns, Simon Fraser
 1981 12.3 Jackie Jackson, George Fox
 1982

200 METERS

1980 24.96 Tracy Cairns, Simon Fraser
 1981 25.1 Jackie Jackson, George Fox
 1982

400 METERS

1980 56.22 Sharon Dennis, George Fox
 1981 56.7 Allison Falkenberg, Idaho
 1982

800 METERS

1980 2:17.64 Cheryl Petrovich, Western Wash.
 1981 2:12.0 Helen Waterhouse, Idaho
 1982

1500 METERS

1980 4:44.26 Rhonda Burnett, Eastern Oregon
 1981 4:32.6 Jody Aronson, Boise State
 1982

3000 METERS

1980 9:53.06 Patsy Sharples, Idaho
 1981 9:32.5 Patsy Sharples, Idaho
 1982

5000 METERS

1980 17:45.42 Patsy Sharples, Idaho
 1981 17:01.9 Patsy Sharples, Idaho
 1982

10,000 METERS

1980 38:04.4 Gail Volk, Seattle Pacific
 1981 36:16.8 Kristy Purdy, Pacific Lutheran
 1982

100 METER HURDLES

1980 14.96 Marianne Ball, Simon Fraser
 1981 15.0 Colleen Williams, Idaho
 1982

400 METER HURDLES

1980 1:04.46 Glynette Harwood, Seattle Pacific
 1981 1:02.4 Colleen Williams, Idaho
 1982

SHOT PUT

1980 44-7 3/4 Cathy Wilson, Seattle Pacific
 1981 40-7 Jacqueline Degel, Rocky Mtn.
 1982

DISCUS

1980 147-9 Cindy Pottle, Central Wash.
 1981 138-7 Diana McAnulty, Boise State
 1982

JAVELIN

1980 137-0 Michelle McCandless, Simon Fr.
 1981 134-2 Lorna Beaver, Central Wash.
 1982

HIGH JUMP

1980 5-6 Anna Marie Solomonson, SPU
 1981 5-8 Kimberly Carroll, Boise State
 1982

LONG JUMP

1980 18-11 1/2 Christy Smith, Western Wash.
 1981 17-8 1/2 Antonette Blythe, N. Nazarine
 1982

HEPTATHLON

1981 4481 Rhonda James, Idaho
 1982 4543 Donna Larry, Western Wash. (D-3)
 1982

400 METER RELAY

1980* 48.16 Boise State
 1981 48.3 Boise State
 1982

800 METER MEDLEY RELAY

1980* 1:47.8 Eastern Washington
 1981 1:52.1 Boise State
 1982

1600 METER RELAY

1980* 3:58.0 Idaho
 1981 3:52.2 Idaho
 1982

3200 METER RELAY

1980* 9:24.98 Western Washington
 1981 9:06.3 Idaho
 1982

*Event run in yards.

SATURDAY, MAY 8

| | |
|------------|---|
| 11:15 a.m. | Parade of Athletes - Presentation of Colors |
| Noon | Shot Put (Division 3) |
| | Javelin (Division 2) |
| | High Jump (Division 2) |
| | 400 meter relay (Division 3) |
| 12:10 p.m. | 400 meter relay (Division 2) |
| 12:20 p.m. | 1500 meters (Division 3) |
| 12:30 p.m. | 1500 meters (Division 2) |
| 12:45 p.m. | 100 meter hurdles (Division 3) |
| 12:50 p.m. | 100 meter hurdles (Division 2) |
| 1 p.m. | 400 meters (Division 3) |
| | High Jump (Division 3) |
| | Javelin (Division 3) |
| | Shot Put (Division 2) |
| 1:10 p.m. | 400 meters (Division 2) |
| 1:20 p.m. | 100 meters (Division 3) |
| 1:30 p.m. | 100 meters (Division 2) |
| 1:40 p.m. | 800 meters (Division 3) |
| 1:50 p.m. | 800 meters (Division 2) |
| 2 p.m. | 400 meter hurdles (Division 3) |
| 2:10 p.m. | 400 meter hurdles (Division 2) |
| 2:20 p.m. | 200 meters (Division 3) |
| 2:25 p.m. | 200 meters (Division 2) |
| 2:30 p.m. | 5000 meters (Division 2&3) |
| 3 p.m. | 1600 meter relay (Division 3) |
| 3:15 p.m. | 1600 meter relay (Division 2) |
| 3:30 p.m. | Team Award Ceremony |

UNIVERSITY OF IDAHO
Coach: Roger Norris

- 1 Mylissa Coleman
- 2 Caroline Crabtree
- 3 Sherrie Crang
- 4 Allison Falkenberg
- 5 Dana Fish
- 6 Julia Fudge
- 7 Mary Goin
- 8 Linda Holt
- 9 Rhonda James
- 10 Kellee Knowles
- 11 Sandy Kristjanson
- 12 Jenny Ord
- 13 Lisa Payne
- 14 Leeann Roloff
- 15 Wende Rosten
- 16 Patsy Sharples
- 17 Kim Ward
- 18 Helen Waterhouse
- 19 Colleen Williams

NORTHERN MONTANA COLLEGE
Coach: Kathy Barger

- 271 Barbara Hammett
- 272 Susan Hunter
- 273 Karen Jackson
- 274 Elena Ross
- 275 Debbie Slevin
- 276 Nadine Sneed
- 277 Diane Taliaferro
- 278 Claudia Trembus

UNIVERSITY OF PORTLAND
Coach: Mike Johnson

- 331 Diane Marie Brink
- 332 Linda Brock
- 333 Molly Corrigan
- 334 Marie Furlong
- 335 Lee Ann Ruth Holliman
- 336 Terresa Mae Holmes (Lee)
- 337 Anne Marie Jenck
- 338 Kathy Keller
- 339 Susan Kemble
- 340 Jamie Mitchell
- 341 Kathy Ann O'Connell

- 342 Laurene Stepan (Smith)
- 343 Ann Siu
- 344 Carolyn Valez
- 345 Kelly Wosepka

PORTLAND STATE UNIVERSITY
Coach: Bob Williams, Ken Woodard

- 321 Lynn Barrett
- 322 Eva Gray
- 323 Rita Grealish
- 324 Kay Kersey
- 325 Jeanne Kitson
- 326 Mary Reimers

ROCKY MOUNTAIN COLLEGE
Coach: Clarece Ball

- 301 Patti Foltz
- 302 Cecile Gabrian
- 303 Lynne Hogue
- 304 Joan Keller
- 305 Michele Kelley
- 306 Tambra LaPlante
- 307 Wendy Lewis
- 308 Amy McCarthy
- 309 Jackie Martin
- 310 Debbie Peguillan
- 311 Sandra Vernon

SEATTLE PACIFIC UNIVERSITY
Coach: Doris Heritage

- 381 Laurie Bannink
- 382 Connie Benson
- 383 Capri Clausen
- 384 Sandy Gabelein
- 385 Karen Hansey
- 386 Chris Klausman
- 387 Lisa Langley
- 388 Krissi Lindstrom
- 389 Dottie Meyers
- 390 Missi Nelson
- 391 Judy Ray
- 392 Cheryl Roulrier
- 393 Judy Weitz

1765 Maureen Hood
1766 Stacy Howe
1767 Stephanie Hoza
1768 Lori Kelly
1769 Janet Link
1770 Nicole Marshall
1771 Pattie McEuen
1772 Paula Muller
1773 Kathleen Parnell
1774 Chris Pollinger
1775 Kim Scott
1776 Diane Thompson
1777 Vera Villi
1778 Sharon Watson
1779 Therese Wilkinson
1780 Ava Williams

NORTHWEST NAZARINE COLLEGE

Coach: Paul Taylor, Jean Horwood

1501 Karen Bignell
1502 Antonette Blythe
1503 Kellie Bohannon
1515 Renee Brooks
1505 Connie Collinge
1506 Barbara Day
1507 Sandy Early
1508 Kristin Finkbeiner
1509 Shana Galloway
1510 Robin Johnson
1511 Brenda Newell
1512 Holly Sullivan
1513 Margie Weibe
1514 Lorry Wirth
1504 Sherry Bunger

SOUTHERN OREGON STATE COLLEGE

Coach: Gerald Insley

1701 Molly Brown
1702 Annette Dooley
1703 Diane Dokeshire
1704 Ila Mae Omlid
1705 Meg Penisten
1706 Lisa Robin
1707 Tonia Samaron
1708 Sabra Soulia
1709 Sue Stovak
1710 Sheryl Tuttle
1711 Cathy Winterbotham
1712 Carianne Wyatt

WESTERN WASHINGTON UNIVERSITY

Coach: Tony Bartlett

1801 Jane Abbott
1802 Dawn Allen
1803 Kay Archer
1804 Ann Armstrong
1805 Darcee Anderson
1806 Felicia Bodey
1807 Kristi Dees
1808 Terilyn Elliott
1809 Kim Fitzharris
1810 Dawn Graham
1811 Leslie Hanna
1812 Lisa Herrold
1813 Donna Larry
1814 Gayle Lloyd
1815 Wendy Malich
1816 Sue McClain
1817 Karen Newman
1818 Deborah Ocken
1819 Carla Randall
1820 Sue Robinson
1821 Barb Shelton
1822 Marilyn Thibodeau
1823 Joan Williamson

WESTERN OREGON STATE COLLEGE

Coach: Don Spinas, JoAnn Brandhorst

1641 Staci Abel
1642 Lori Batsell
1643 Jennifer Bridges
1644 Mary Caldwell
1645 Bridget Cooke
1646 Christine Fox
1647 Susan Halliday
1648 Theresa Heilers
1649 Carolyn Marchand
1650 Carol Mountain
1651 Sandra McCartt
1652 Shannon McPhial
1653 Wendy O'Leary
1654 Denise Ritchey
1655 Shelly Roberts
1656 Della Smith
1657 Debbi Sticha
1658 Sheryl Ward

1982 AIAW REGION 9 FINAL RESULTS - Division 3

Event: Heptathlon (Held April 18-19 at PLU)

| | Hurdles | Shot | High Jump | 200 meters | 1stDay TOTAL | Long Jump | Javelin | 800 meters | TOTAL | FINISH |
|---------------------|---------|-------|-----------|---------------------------------------|--------------|-----------|---------|------------|-------|--------|
| Bobbi Jo Crow (PLU) | 16.4 | 9.55 | 1.37 | 27.8 | 2368 | 4.50 | 28.08 | 2:31.8 | 4137 | 3rd |
| | | 31-4 | 4-6 | | | 14-9½ | 92-1½ | | | |
| | 608 | 558 | 576 | 626 | | 553 | 563 | 653 | | |
| Maureen Hood (UPS) | 19.5 | 6.98 | 1.31 | 31.7 | 1624 | 4.06 | 25.43 | 2:45.0 | 3098 | 6th |
| | | 22-10 | 4-3½ | | | 13-3½ | 83-5½ | | | |
| | 371 | 366 | 501 | 386 | | 439 | 513 | 522 | | |
| Donna Larry (WWU) | 15.5 | 9.87 | 1.49 | 26.7 | 2697 | 5.15 | 26.21 | 2:36.3 | 4543 | 1st |
| | | 32-4½ | 4-10½ | | | 16-10½ | 86-0 | | | |
| | 695 | 580 | 715 | 707 | | 712 | 528 | 606 | | |
| Lori Lingle (PLU) | 17.0 | 8.18 | 1.49 | 29.3 | 2253 | 3.99 | 25.42 | 2:51.4 | 3652 | 5th |
| | | 26-10 | 4-10½ | | | 13-1 | 83-4½ | | | |
| | 554 | 459 | 715 | 525 | | 420 | 513 | 466 | | |
| Kristi Dees (WWU) | 18.6 | 7.93 | 1.55 | 30.0 | 2138 | 4.68 | 20.22 | 2:35.0 | 3760 | 4th |
| | | 26-¼ | 5-1½ | | | 15-4½ | 66-4 | | | |
| | 433 | 440 | 781 | 484 | | 598 | 405 | 619 | | |
| Wendy Malich (WWU) | 16.2 | 9.86 | 1.28 | 27.4 | 2323 | 5.09 | 22.79 | 2:30.4 | 4149 | 2nd |
| | | 32-4½ | 4-2½ | | | 16-8½ | 74-9½ | | | |
| | 626 | 580 | 462 | 655 | | 698 | 460 | 668 | | |
| Carla Randall (WWU) | 18.3 | 7.15 | 1.43 | | | | | | | |
| | | 23-5½ | 3-8½ | Injured in high jump. Did not finish. | | | | | | |
| | 454 | 379 | 647 | | | | | | | |

Team scores - Western Washington 22, Pacific Lutheran 8, Puget Sound 1.

ATAW REGION 9 Division 3
Saturday, May 8, 1982

Revised results for 3000 meters
run on Friday:

| | |
|-----------------------------|----------|
| 1. Carol Lewis, Whitworth | 10:20.18 |
| Marilyn Thibodeau, WWU | 10:20.18 |
| 3. Anne O'Leary, E. Oregon | 10:42.62 |
| 4. Cindy Allen, PLU | 10:52.88 |
| 5. Nadine Price, Linfield | 11:06.13 |
| 6. Christine Fox, W. Oregon | 11:17.42 |

EVENT: 400 METERS RELAY

| | |
|--|-------|
| 1. Northwest Nazarine | 49.68 |
| (Shana Galloway, Kellie Bohannon, Robin Johnson, Antonette Blythe) | |
| 2. Pacific Lutheran | 50.72 |
| 3. Southern Oregon | 51.68 |
| 4. Western Washington | 51.73 |
| 5. Linfield | 52.52 |
| 6. Willamette | 52.63 |

EVENT: 1500 METERS

| | |
|-------------------------------------|---------|
| 1. Debbi Sticha, W. Oregon | 4:42.57 |
| 2. Marilyn Thibodeau, W. Washington | 4:44.08 |
| 3. Kathleen Parnell, UPS | 4:44.76 |
| 4. Anne O'Leary, E. Oregon | 4:46.59 |
| 5. Suzanne Tourea, Linfield | 4:49.40 |
| 6. Theresa Wilkinson, UPS | 4:49.70 |
| 7. Nancy Roley, George Fox | 4:54.00 |

EVENT: 100 Meter Hurdles

| | |
|-------------------------------------|-------|
| 1. Donna Larry, Western | 14.88 |
| 2. Wendy Malich, Western | 15.33 |
| 3. Carolyn Marchand, W Oregon | 15.66 |
| Deborah Ocken, Western | 15.66 |
| 5. Heather Jahr, PLU | 15.68 |
| 6. Michelle McArthur, Lewis & Clark | 15.70 |

EVENT: Shot Put

| | |
|--------------------------------|----------|
| 1. Karen Gurske, George Fox | 39-5¼ |
| 2. Jeanne Moshofsky, PLU | 38-3 3/4 |
| 3. Sheryl Ward, W Oregon State | 38-3¼ |
| 4. Diane Dukeshire, S Oregon | 37-6½ |
| 5. Sandy Early, NNC | 36-10¼ |
| 6. Ann Davis, Willamette | 35-10 |
| 7. Sandra McCartt, W Oregon | 33-6½ |

EVENT: 400 Meters

| | |
|------------------------------|---------|
| 1. Susan Gransom, Willamette | 58.78 |
| 2. Shawn Lane, Whitworth | 59.02 |
| 3. Laurie Flagg, Whitworth | 1:00:58 |
| 4. Robin Johnson, NNC | 1:01:04 |

| | |
|---------------------------|---------|
| 5. Monica Johnson, PLU | 1:01:61 |
| 6. Michelle Wentzel, Linf | 1:01:68 |
| 7. Nora Thompson, GFC | 1:02:68 |

EVENT: 100 Meter

| | |
|--------------------------|-------|
| 1. Antonette Blythe, NNC | 12:21 |
| 2. Kara Kehoe, PLU | 12:56 |
| 3. Donna Larry, WWU | 12:73 |
| 4. Sue Storch, SOSC | 12:82 |
| 5. Karina Zamelis, PLU | 12:91 |
| 6. Kay Archer, WWU | 12:31 |
| 7. Darcee Anderson, WWU | 12:32 |

EVENT: 800 Meter

| | |
|--------------------------|---------|
| 1. Jackie Miller, LC | 2:20:29 |
| 2. Sue Robinson, WWU | 2:21:68 |
| 3. Debbi Sticha, WOSC | 2:22:16 |
| 4. Kathy Nash, Will | 2:22:68 |
| 5. Denise Stoaks, PLU | 2:23:06 |
| 6. Colleen Calvo, PLU | 2:24:26 |
| 7. Holly Louderback, PLU | 2:33:84 |

EVENT: 400 Meter Hurdles

| | |
|--------------------------|---------|
| 1. Wendy Malich, WWU | 1:05:46 |
| 2. Deborah Ocken, WWU | 1:07:02 |
| 3. Kip Foster, Puget S. | 1:07:40 |
| 4. Lois Thomas, GFC | 1:07:87 |
| 5. Bobbi Jo Crow, PLU | 1:08:46 |
| 6. Michelle McArthur, LC | 1:09:70 |
| 7. Becky Enos, Whitworth | 1:10:26 |

EVENT: 200 Meter

| | |
|--------------------------|-------|
| 1. Kara Kehoe, PLU | 26:32 |
| 2. Shawn Lane, Whitworth | 26:48 |
| 3. Donna Larry, WWU | 26:56 |
| 4. Karina Zamelis, PLU | 26:66 |
| 5. Sue Storck, SOSC | 26:88 |
| 6. Darcee Anderson, WWU | 27:63 |
| 7. Molly Brown, SOSC | 27:75 |

Division 3 - continued

EVENT: Javelin

| | |
|-----------------------------|--------|
| 1. Joan Williamson, WWU | 139-6 |
| 2. Kim Marsh, Will | 139-4 |
| 3. Toni Lorimor, Whitworth | 134-10 |
| 4. Wendy O Leary, WOSC | 132-3 |
| 5. Ann Davis, Will | 127-0 |
| 6. Cathy Winterbotham, SOSC | 123-5 |
| 7. Dee Anne Hogue, Linf | 120.3 |

EVENT: 5000 Meter

| | |
|--------------------------|----------|
| 1. Dianne Johnson, PLU | 17:45:90 |
| 2. Carol Lewis, Whitw | 18:14:92 |
| 3. Cindy Allen, PLU | 18:38:52 |
| 4. Dianne Thibodeau, WWU | 18:46:45 |
| 5. Janet McCanna, Linf | 18:49:46 |
| 6. Shauna Guscott, PLU | 19:02:30 |
| 7. Ann Armstrong, WWU | 19:05:74 |

EVENT: High Jump

| | |
|-----------------------------|-----|
| 1. Jennifer Bridges, WOSC | 5-6 |
| 2. Lisa Robin, SOSC | 5-5 |
| 3. Kim Trinidad, Will | 5-4 |
| Elaine Taylor, EOSC | 5-4 |
| 5. Cathy Winterbotham, SOSC | 5-2 |
| 6. Kristi Dees, WOSC | 5 |
| Karen Rignell, NNC | 5 |

EVENT: 4X400 Meter Relay

| | |
|--|---------|
| 1. Whitworth, (Laurie Flagg, Shawn Lane, Karine Allan, Becky Enos) | 4:07:68 |
| 2. Pacific Lutheran | 4:10:02 |
| 3. Western Washington | 4:10:27 |
| 4. Willamette | 4:10:31 |
| 5. Northwest Nazarine | 4:11:39 |
| 6. George Fox | 4:16:20 |

AIWA REGION 9 Division 3
Friday, May 7, 1982

EVENT: Long Jump

| | 1 | 2 | 3 | 4 | 5 | 6 | Best |
|-------------------------|--------|----------|---------------|----------|----------|-----------|-----------|
| Laurie Flagg, Whitworth | 17-9 | 17-6½ | 17-7 3/4 | 17-11 | 18-4¼ | 18-2½ | 18-4½ |
| Wendy Malich, WWU | 16-10½ | 16-10 | 17-½ | 16-7 3/4 | 17-4 | 17-7 | 17-6 |
| Donna Larry, WWU | 18-0 | 18-6½ | 19-2 | 17-6½ | 18-½ | 16-7 | 19-2 |
| Kristi Dee, WWU | 15-10 | 3/4 | 15-6 15-5 3/4 | 15-7½ | 15-7 3/4 | 15-10½ | 15-10 3/4 |
| Lisa Robin, SOSC | 16-5 | 16-9½ | 17-0 | 17-2½ | 17-3½ | 16-11 3/4 | 17-3½ |
| Gayle Lloyd, WWU | 16-5 | | 15-4 | 15-11½ | 14-7½ | 14-8 3/4 | 16-5 |
| Antonette Blythe, NNC | | 17-4 | | 19-2 | | | 19-2 |
| Susan Chaffee, Pacific | 15-11½ | 15-9 3/4 | | 15-½ | 16-5½ | 15-7½ | 16-5½ |

EVENT: Discus

| | | | | | | | |
|----------------------------|-------|-------|-------|-------|-------|-------|---------------|
| Felicia Bodey, WWU | 41.67 | 30.49 | 39.20 | 34.07 | 38.36 | | 41.67 (136-8) |
| Karen Gurske, George Fox | 32.01 | 34.11 | 34.75 | 32.14 | 34.35 | 36.45 | 36.45 (119-7) |
| Kathy Murphy, George Fox | | 26.06 | | | | | 26.06 (85-5) |
| Kathy Lane, Willamette | 29.20 | 36.77 | | | 34.52 | 39.42 | 39.42 (129-3) |
| Theresa Heilers, W. Oregon | | | 23.50 | | | | 23.50 (77-1) |
| Sandy Early, NNC | 39.06 | 39.59 | 33.42 | 30.33 | 34.73 | | 39.59 (129-1) |
| Ann Davis, Willamette | | 39.70 | 35.17 | 38.29 | | 41.38 | 41.38 (135-9) |
| Jeanne Moshofsky, PLU | | 32.50 | 32.64 | | | | 32.64 (107-1) |
| Lisa Herrold, WWU | 40.41 | 40.17 | | 38.72 | 40.04 | 37.04 | 40.41 (132-6) |
| Staci Abel, W. Oregon | 34.35 | 32.17 | 34.05 | 34.36 | | | 34.36 (112-8) |
| Toni Lorimor, Whitworth | 25.26 | | | | | | 25.26 (82-10) |
| Diane Dukeshire, SOSC | 33.21 | 34.21 | 32.81 | | | | 34.21 (112-2) |

EVENT: Shot Put

| | 1 | 2 | 3 | 4 | 5 | 6 | Best |
|-----------------------------|--------|--------|--------|-------|----------|-----------|----------|
| Diane Dukeshire, S. Oregon | 37-6½ | 36-11½ | 35-10 | 33-2 | 36-7½ | 37-2¼ | 37-6½ |
| Sandy Early, NNC | 34-2 | | 36-10¼ | | 36-2½ | 36-6½ | 36-10¼ |
| Barbara Crocker, LC | 34-5¼ | 33-8½ | 34-2½ | | 34-5 | | 34-5 3/4 |
| Shelly Norick, Whitworth | 30-4½ | 33-8½ | 31-½ | | | | |
| Karen Gurske, George Fox | 38-9 | 39-5¼ | 38-10½ | 39-4¼ | 36-5 | 37-5¼ | 39-5¼ |
| Sheryl Ward, W. Oregon | 35-7½ | 35-6 | 38-3¼ | 35-3½ | 35-8¼ | 34-11 3/4 | 38-3¼ |
| Melanie Johnson, George Fox | | | 34-½ | | | | |
| Jeanne Moshofsky, PLU | 36-1½ | 36-5¼ | 37-3¼ | 36-6 | 38-8 3/4 | | 38-3 3/4 |
| Cam Viebrock, PLU | 31-10¼ | 33-3¼ | 31-7¼ | | | | |
| Ann Davis, Willamette | 35-½ | 35-6 | 34-11¼ | 33-8½ | | 35-10 | 35-10 |
| Lisa Herrold, WWU | 33-2¼ | 34-1¼ | 33-10 | | 34-2 | 34-10½ | |
| Sandra McCartt, W. Oregon | 33-2¼ | 32-4 | 33-6½ | | | | |

EVENT: Javelin

| | 1 | 2 | 3 | 4 | 5 | 6 | Best |
|--------------------------|-------|--------|--------|--------|-------|-------|--------|
| Toni Lorimor, Whitworth | 112-9 | | 134-10 | | 129-2 | | 134-10 |
| Cathy Winterbotham, SOSC | 113-7 | 115-10 | 123-5 | | | | 123-5 |
| Kim Marsh, Willamette | | 132-6 | 139-3 | 125-0 | 139-4 | | 139-4 |
| Dee Anne Hogue, Linfield | | 120-3 | 118-9 | 109-2 | | 113-9 | 120-3 |
| Melanie Johnson, G. Fox | 105-9 | | 108-3 | 91-5 | | | 108-3 |
| Wendy O'Leary, W. Oregon | | 132-3 | | | | 121-3 | 132-3 |
| Barbara Day, N. Nazarine | 94-11 | | | | | | |
| Diane Fox, Linfield | 90-7 | 87-3 | 96-4 | | | | |
| Joan Williamson, WWU | 127-0 | 127-0 | | 139-6 | 136-8 | 139-4 | 139-6 |
| Ann Davis, Willamette | 125-9 | 121-8 | | 119-11 | 123-4 | 127-0 | 127-0 |
| Shelly Norick, Whitworth | 99-6 | | | | | | |

add Division 3

EVENT: High Jump

| | 4-8 | 4-10 | 5-0 | 5-2 | 5-3 | 5-4 | 5-5 | 5-6 | 5-7 | 5-8 | Best |
|-----------------------------|-----|------|-----|-----|-----|-----|-----|-----|-----|-----|------|
| Kristi Dees, Western Oregon | | | 0 | XXX | | | | | | | 5-0 |
| Cathy Winterbotham, SOSC | 0 | 0 | 0 | 0 | | XXX | | | | | 5-2 |
| Lisa Robin, SOSC | 0 | 0 | 0 | X0 | | 0 | X0 | XXX | | | 5-5 |
| Kim Trinidad, Willamette | 0 | 0 | 0 | X0 | | XX0 | XXX | | | | 5-4 |
| Karen Rignell, N. Nazarine | 0 | 0 | 0 | XXX | | | | | | | 5-0 |
| Jennifer Bridges, WOSC | | | 0 | 0 | | 0 | X0 | 0 | XXX | | 5-6 |
| Kip Foster, Puget Sound | 0 | XXX | | | | | | | | | 4-8 |
| Elaine Taylor, EOCS | | 0 | 0 | X0 | | XX0 | XXX | | | | 5-4 |

ELLENSBURG - May 6-7-8

1982


AIAW REGION 9 TRACK & FIELD MEET SCORING - Division 2

10-8-6-4-2-1

| | Heptathlon | 10,000 | 4x800 Relay | Long Jump | Discus | 3000 | 800 medley Relay | 4x100 Relay | 1500 | 100 Hurdles | 400 meters | 100 | Javelin | Shot Put | 800 | High Jump | 400 Hurdles | 200 | 5000 | 1600 Relay | TOTAL |
|--------------------|------------|--------|-------------|-----------|--------|------|------------------|-------------|------|-------------|------------|-----|---------|----------|-----|-----------|-------------|-----|------|------------|---------------|
| BOISE STATE | 12 | 5 | 8 | 10 | 17 | 4 | 10 | 6 | 16 | 8 | 10 | 2 | 10 | 10 | 8 | 6 | 13 | 15 | 15 | 10 | 161 (2nd) |
| CENTRAL WASHINGTON | | | 7 | 9 | 4 | 2 | 16 | 8 | 7 | 4 | 8 | 10 | 10 | 10 | 8 | 4 | 10 | 15 | 15 | 1 | 53 1/2 (4th) |
| EASTERN MONTANA | | | | | | | | | | | | | 11 | 5 | | 4 | | | 9 | | 9 (9th) |
| EASTERN WASHINGTON | 8 | 8 | 8 | 2 | 8 | 8 | 4 | 4 | 4 | 6 | 12 | 6 | 6 | 2 | 2 | 9 | 10 | 9 | 2 | | 78 1/2 (3rd) |
| IDAHO | 10 | 10 | 10 | 22 | 30 | 52 | 10 | 18 | 10 | 10 | 10 | 11 | 17 | 17 | 17 | 16 | 16 | 18 | 10 | | 191 1/2 (1st) |
| NORTHERN MONTANA | | | | | | | | | | | | | | | | | | | | | 0 |
| PORTLAND | | 8 | 4 | | 12 | | 2 | 14 | 2 | 1 | 6 | | | 4 | 4 | | | | 2 | 4 | 33 (6th) |
| PORTLAND STATE | 1 | | | | 1 | | 1 | | | | | | 4 | 5 | | | | | 6 | 11 | 11 (8th) |
| ROCKY MOUNTAIN | | | | | | | | | | | | | 2 | 2 | 2 | 2 | | | 12 | | 12 1/2 (7th) |
| SEATTLE PACIFIC | | 8 | | 8 | 9 | 1 | 5 | 26 | 31 | | 1 | 1 | 8 | 4 | | | | 5 | 4 | | 46 (5th) |

AIAW REGION 9 TRACK & FIELD MEET SCORING - Division 3

| | | | | | | | | | | | | | | | | | | | | | |
|--------------------|----|---|----|----|----|----|----|----|----|----|----|----|---|---|----|----|---|---|----|--|------------|
| EASTERN OREGON | | | | | 6 | | 4 | | | | | | | | | 5 | | | | | 15 9th |
| GEORGE FOX | | | | | 1 | | | | | | | | | 0 | | | 4 | | | | 15 9th |
| LEWIS & CLARK | | | | | | | | | | | | | | 9 | | | 1 | | | | 12 11th |
| LINFIELD | | 4 | | | | 2 | 1 | 2 | 9 | 1 | | | | | | | | | 2 | | 12 11th |
| PACIFIC | | | | 1 | | | | | | | | | | | | | | | | | 1 13th |
| PACIFIC LUTHERAN | 8 | 4 | 10 | | 4 | 10 | 8 | 2 | 2 | 10 | 8 | 8 | 3 | 2 | 14 | 17 | 8 | | | | 130 2nd |
| PUGET SOUND | 1 | 2 | 4 | | | 1 | 8 | 7 | 5 | | | | | | | 6 | | | | | 21 8th |
| NORTHWEST NAZARINE | | | | 8 | 4 | | 10 | 2 | | 4 | 10 | 2 | | 2 | | 2 | | | | | 39 1/2 6th |
| SOUTHERN OREGON | | | 2 | 2 | | 8 | 10 | 4 | 14 | | 4 | 1 | 4 | | 10 | 2 | | | | | 35 7th |
| WESTERN WASHINGTON | 22 | 0 | 8 | 15 | 16 | 9 | 4 | 2 | 8 | 23 | 7 | 10 | 8 | 8 | 8 | 8 | 7 | 4 | 4 | | 164 1st |
| WESTERN OREGON | | | | | 1 | | 10 | 11 | 5 | 16 | | 4 | 6 | 6 | 10 | | | | | | 42 1/2 5th |
| WHITMAN | | | | | | | | | | | | | 6 | | | | | | | | 0 14th |
| WHITWORTH | | | | 6 | 9 | | | | | 14 | | 6 | | | | | 8 | 8 | 10 | | 61 3rd |
| WILLAMETTE | | | | 10 | 10 | 2 | 12 | | | 10 | 2 | 0 | 1 | 4 | 5 | | | | 2 | | 44 4th |



GEORGE FOX COLLEGE/WILLAMETTE DUAL MEET
Newberg, Oregon
April 16, 1982

2:45 HAMMER THROW - Meet Record - Steve Curtis, GFC ~~156-8~~ ¹⁶⁴⁻¹⁰ 1981
WU - Backman 132-4, Goergen 134-1; GFC - Curtis 159-5, N. Smith 138-8,
Huisenga 126-2½

3:15 MEN'S LONG JUMP - Meet Record - Koroma, GFC 23-0 1978
WU - Ofori 21-6½, Lipke 20-9, Gilbert 19-0; GFC - VanWinkle 19-7½

WOMEN'S LONG JUMP TO FOLLOW

WU - Reynolds 15-3½, Marsh 14-10, Bewley 14-2; GFC - Thomas 13-8,
Driesner ND, Johnson ND, Thompson 14-0

3:15 WOMEN'S HIGH JUMP

WU - Trinidad 5-¾, Reynolds 4-10, Conrad 4-10; GFC - Mattson NH

MEN'S HIGH JUMP TO FOLLOW - Meet Record - Owen James, GFC 6-8 1981

WU - Davenport 6-6½; GFC - James 6-6, Heydel 5-9

Follow Hammer - MEN'S JAVELIN - Meet Record - Wheeler, WU 207-10 1977

WU - Davenport 181-0, Hansen 154-9; GFC - Wilson 175-1, Huisenga 151-7½

WOMEN'S JAVELIN

WU - Marsh 140-3, Davis 124-10, Reynolds 85; GFC - Johnson 112-7,
Murphy ND

3:15 WOMEN'S SHOT

WU - Davis 36-10, Lane 34-0; GFC - Gurske 40-3, Johnson 38-5

MEN'S SHOT TO FOLLOW - Meet Record - Bean, WU 50-7 1979

WU - Backman 48-11½, Novotney 46-10, Goergen 45-3½; GFC - Curtis 44-7½,
Whitham 39-2½

3:15 POLE VAULT - Meet Record - ^{Heydel GF} Hansen, WU 13-6 1979 & 1981
WU - Hansen 14-0; GFC - Heydel 13-6, Wilkinson 10-6

Follow Long - TRIPLE JUMP - Meet Record - Eric Brown, WU 46-6-¾ 1981

Jump WU - Sherrod 45-0, Ofori 43-5, Lipke 42-10-¾; GFC - N. Smith

Follow Jav - DISCUS - Meet Record - Lander, WU 148-5 1979

WU - Backman 137-8, Novotney 133-1, Davenport 100-0; GFC - Curtis 138-9,
Whitham 133-1, Huisenga 126-9

WOMEN'S DISCUS TO FOLLOW -

WU - Davis 120-11, Lane 111-0; GFC - Murphy 105-5, Gurske 104-5

3:45 400m RELAY - Meet Record - GFC *41.8

WU - Davenport, Ofori, Elliott, Hansen 43.6
GFC - Young, VanWinkle, Wilkinson, Smith 44.1

WOMEN'S 400m RELAY

WU - Gramson, Bewley, Jones, Meredith 51.9
GFC - Thomas, Barrett, Mattson, Thompson 53.0

- 3:50 STEEPLECHASE - Meet Record - Steve Blikstad GFC 8:49.8 1979
WU - Holmlund 9:36.6, Wright NT
- 4:05 MEN'S 1500 - Meet Record - Wendell Otto GFC 3:54.5 1981
WU - Johnson 3:57.0, Lewis 4:17.4, Groenendaal 4:17.0; GFC - Bright 4:10.3
- WOMEN'S 1500
WU - Rose 5:07 - GFC - Roley 5:00.2
- 4:15 MEN'S HIGH HURDLES - Meet Record - Reynolds, GFC 14.7 1979
WU - Davenport 16.0, Kassebaum 16.1, Plancich 16.3; GFC - Renfro 19.4
- WOMEN'S 100m HURDLES - WU - Hoekstra 16.8, Marsh 17.4; GFC - Thomas 17.2
- 4:25 MEN'S 400 - Meet Record - Ousterhout, WU 48.1 1979
WU - Hansen 50.4, Kaino 51.8; GFC - VanWinkle 49.5, Driesner 51.5
- WOMEN'S 400 - WU - Gramson 58.3, Bewley 62.9; GFC - Mattson 61.2, Thompson 62.0
Peters 67.0
- 4:35 MEN'S 100 - Meet Record - Griffin, GFC 10.4 1979
WU - Smythe 11.6, Ofori 11.5, Elliott NT; GFC - Young 11.3
- WOMEN'S 100 - WU - Jones 13.7, Conrad NT, Meredith 13.6; GFC - Barrett 14.1,
White NT
- 4:45 MEN'S 800 - Meet Record - Wendell Otto, GFC 1:54.2 1981
WU - Hajnal 1:57.1, O'Connor NT; GFC - Wilkinson
- WOMEN'S 800 - WU - Zerzan 2:42, Reynolds 2:52, Marsh 2:52; GFC - Peters 2:39,
Roley 2:29
- 4:55 MEN'S 400 IH - Meet Record - Rick Frisk, GFC 53.0 1981
WU - Hicks 55.2, Davenport 57.1; GFC - Renfro 58.6
- WOMEN'S 400 IH - WU - Hoekstra 72.6; GFC - Thomas 68.0, Thompson 69.1,
Driesner 74.5
- 5:05 MEN'S 200 - Meet Record - Griffin, GFC 21.2 1979
WU - Smythe 23.6, Kaino 23.2, Sherrod 23.9; GFC - Young 23.1, Van Winkle 23.2
- WOMEN'S 200 - WU - Jones 28.7, Meredith 27.4; GFC - Mattson 27.6, White 31.0,
Barrett 29.2
- WOMEN'S 3000 - WU - Fridley 11:07, Huxley 11:24, Mizuno 12:24; GFC - Roley NT
- 5:15 MEN'S 5000 - Meet Record - Blikstad, GFC 14:48.9 1977
WU - Mackie 15:35.4, Williams NT, Yunker 15:46.7; GFC - Bright 15:33.9,
Larabee 16:03.2
- 5:35 MEN'S 1600m RELAY - Meet Record - WU *3:20.1 1979
WU - Hicks, Hajnal, Lewis, Elliott NT
GFC - Young, Driesner, Smith, VanWinkle 3:23.1
- WOMEN'S 1600m RELAY - WU - Bewley, Jones, Meredith, Gramson 4:08.8;
GFC - Mattson, Thomas, Driesner, Thompson 4:15

* Converted from yards.

31ST ANNUAL NAIA OUTDOOR TRACK AND FIELD CHAMPIONSHIP
(Men's Division)

Charleston, West Virginia

May 20-22, 1982

TEAM SCORING

| <u>School</u> | <u>Pts.</u> | <u>School</u> | <u>Pts.</u> |
|------------------------------------|-------------|---------------------------|-------------|
| 1. Abilene Christian TX | 80 | 29 Aquinas, MI | 8 |
| 2 Azusa Pacific CA | 64 | College of St. Thomas MN | 8 |
| 3 Pembroke State NC | 44 | 31 Western Washington | 7 |
| 4 Mississippi Valley State | 40 | Adams State, CO | 7 |
| 5 Saginaw Valley State MI | 39 | 33 Minot State, ND | 6 |
| 6 Prairie View A & M TX | 38 | Valley City, ND | 6 |
| 7 Pittsburg State KS | 29 | Western New Mexico | 6 |
| 8 Hamline, MN | 20 | Fort Hays | 6 |
| 9 Virginia State | 19 | 37 Midland NB | 5 |
| 10 Texas A & I | 18 | 38 Southwestern, KS | 4 |
| Wisconsin - LaCrosse | 18 | Southern Arkansas | 4 |
| 12 Wayland Baptist TX | 16 | Stephen F Austin TX | 4 |
| 13 St. Augustine, NC | 15½ | Willamette, OR | 4 |
| 14 East Texas State | 14 | Linfield College, OR | 4 |
| Point Loma CA | 14 | Anderson, IN | 4 |
| Malone College OH | 14 | Francis Marion, SC | 4 |
| 17 Dordt, IA | 12 | Hampton Institute, VA | 4 |
| Western State CO | 12 | Whitworth College, WA | 4 |
| 19 Arkansas Tech. | 11 | 47 Oklahoma Christian | 2 |
| 20 University of Ark. - Monticello | 10 | Central State Oklahoma | 2 |
| Spring Arbor, MI | 10 | Black Hills State SD | 2 |
| Moorhead State MN | 10 | 50 West Virginia Wesleyan | 1 |
| Central Washington | 10 | Southern Utah State | 1 |
| Wisconsin - Superior | 10 | Doane, Nebraska | 1 |
| Concordia College NE | 10 | Angelo State, TX | 1 |
| Southern Colorado | 10 | Oklahoma Baptist | 1 |
| 27 Wisconsin, Parkside | 9 | McMurry, TX | 1 |
| Manchester, IN | 9 | 56 Tarleton State TX | ½ |

2ND ANNUAL NAIA OUTDOOR TRACK AND FIELD CHAMPIONSHIP

Women's Division

| <u>School</u> | <u>Pts.</u> | <u>School</u> | <u>Pts.</u> |
|----------------------------------|-------------|-------------------------|-------------|
| 1 Prairie View A & M TX | 117 | 18 Texas A & I | 8 |
| 2 Adams State CO | 73 | Northern State, SD | 8 |
| 3 St. Augustine's NC | 68 | Fort Hays State, KS | 8 |
| 4 Saginaw Valley State MI | 39 | 21 Missouri Southern | 6 |
| 5 Hampton Institute, VA | 33 | 22 Kearney State, NB | 5 |
| 6 Western Washington | 31 | Simon Fraser, BC Canada | 5 |
| 7 Midland Lutheran, NB | 23 | 24 Panhandle State, OK | 4 |
| Berry, GA | 23 | Concordia, NB | 4 |
| 9 Mississippi Valley State | 20 | 26 Marymount, KS | 3 |
| 10 School of Ozarks, MO | 16 | 27 So. Utah State | 2 |
| 11 Virginia State | 14 | Point Loma, CA | 2 |
| 12 Emporia State, KS | 13 | Missouri Valley | 2 |
| 13 Wayne State NB | 12 | Westminster, MO | 2 |
| Azusa Pacific, CA | 12 | Wiley, TX | 2 |
| 15 Univ. of Southern Colorado | 10 | Hillsdale, MI | 1 |
| Taylor Indiana | 10 | Arkansas College, | 1 |
| University of Wisconsin-Parkside | 10 | | |

MEN'S DIVISION

100 Meter - 1. Innocent Egbinike, Azusa Pacific CA, 10.32 (tie record); 2. Darrell Green, Texas A & I, 10.37; 3. Aaron Lang, Pittsburg State KS, 10.55; 4. Don Humphries, Malone OH, 10.57; 5. Sam Seale, Western State CO, 10.64; 6. Albert Lawrence, Abilene Christian, TX, 10.70. (Darrell Green, Texas A & I, Record - Prelims, 10.32).

110 High Hurdles - 1. Robert Thomas, Prairie View, TX, 13.99; 2. Steve Parker, Abilene Christian TX, 14.00; 3. Robert Johnson, Wayland Baptist, TX, 14.16; 4. Claudell Anderson, Stephen F. Austin TX, 14.34; 5. Chris Thelwell, St. Augustine, NC, 14.35; 6. Derrick King, Prairie View TX, 14.63.

200 Meter - 1. Darrell Green, Texas A & I, 20.84; 2. Innocent Egbunike, Azusa Pacific CA, 20.85; 3. Nathaniel Sloan, Mississippi Valley, 21.00; Mark Witherspoon, U-W Parkside, 21.51; 5. Aaron Land, Pittsburg KS, 21.54; 6. Arthur Williams, Abilene Christian TX, 21.68. (New Record).

400 Meter - 1. Eugene Sanders, Mississippi Valley, 46.02; 2. Nathaniel Sloan, Mississippi Valley, 46.37; 3. Kriss Brooks, Abilene Christian TX, 46.90; 4. Robert Brown, Hampton Inst. VA, 47.41; 5. Ev Lales, Saginaw Valley, 47.64; 6. Raymond Panther, Virginia State, 47.83.

400 Meter Intermediate Hurdles - 1. Ed Brown, Saginaw Valley MI, 50.36; 2. Thaddius Gamble, Prairie View TX, 51.41; 3. Derick Bradley, Pembroke State NC, 52.06; 4. Kelly Smith, Abilene Christian, 52.07; 5. Bryan McKinley, Prairie View TX, 52.10; 6. Thomas Hagen, Arkansas Tech., 52.19.

400 Meter Relay - 1. Abilene Christian TX, 40.03 (new record); 2. Mississippi Valley, 40.60; 3. Pittsburg, KS, 40.91; 4. Azusa Pacific CA, 41.53; 5. Pembroke St. NC, 41.88; 6. Central State, OK, 42.13.

800 Meter - 1. Joel Ngetetich, Wayland Baptist TX, 1:47.77; 2. Anthony Callie, Virginia State, 1:50.02; 3. Rick Brown, Saginaw Valley, MI, 1:50.03; 4. Randy White, Francis Marion SC, 1:50.20; 5. Eric Pierce, Prairie View TX, 1:50.30; 6. Mel Trahan, Prairie View TX, 1:50.48.

1500 METER - 1. Mike Duran, Southern Colorado, 3:46.46; 2. Rob Schippers, Central Washington, 3:47.18; 3. Peter Graham, Adams St. CO, 3:47.36; 4. Jeff Rahn, Whitworth College WA, 3:47.59; 5. Zeke Rodriguez, Azusa Pacific CA, 3:47.99; 6. Charles Cedeno, Central State OK, 3:48.11

4 x 400 Relay - 1. Saginaw Valley, 3:11.39; 2. Mississippi Valley, 3:11.73; 3. Pembroke State NC, 3:12.76; 4. Prairie View, TX, 3:13.09; 5. Abilene Christian TX, 3:13.10; 6. McMurray TX, 3:13.84

Steeplechase - 1. Gregg Ejsenpahr, Concordia NE, 8:51.74; 2. Paul Voss, UW Lacrosse WI, 9:06.41; 3. Vanatta Scott, Western State CO, 9:12.68; 4. Shawn Martin, Anderson IN, 9:22.55; 5. Scott Campbell, Malone OH, 9:22.55; 6. Kirby Herschberger, Manchester, IN, 9:22.86.

5000 Meters - 1. Garry Henry, Pembroke NC, 14:13.05; 2. Dave Finnestaad, Malone OH, 14:25.82; 3. Paul Peterson, Saginaw Valley MI, 14:27.86; 4. Jarrold Wynia, Dordt IA, 14:31.08; 5. Dave Sederquist, Moorhead St. MN, 14:34.10; 6. Sam Montoya, Adams St. CO, 14:39.9.

10,000 Meter Run - 1. Garry Henry, Pembroke NC, 29:30.76 (New Record); 2. Jarrold Wynia, Dordt IA, 29:46.43; 3. Arnie Falk, Valley City, ND, 29:49.30; 4. Paul Peterson, Saginaw Valley, MI, 29:56.48; 5. Ken Hunter, Black Hills State SD, 30:09.19; 6. Hernando Hernandez, South Utah State, 30:10.92;

10,000 Meter Walk - 1. Mel McGinnis, Spring Arbor MI, 45:09.69; 2. Fabian Knizacky, Aquinas MI, 46:17.46; 3. Tim Gifford, Univ. of Wisconsin - LaCrosse, 46:46.8; 4. Tom Edwards, Univ. of Wisconsin, Parkside, 47:32.6; 5. Terry Lingbloom, Western Washington, 48:33.0; 6. Will Dreischel, Univ. of Wisconsin - Parkside, 49:08.70.

Marathon - 1. Todd Sperling, Univ. of Wisconsin - Superior, 2:21.38.53; 2. Joe Broze, College of St. Thomas MN, 2:22.14.02; 3. J.P. Worcester, Fort Hays State KS, 2:24.58; 4. Peter Dodd, Univ. of Wisconsin - LaCrosse, 2:25.29; 5. Kris Hueller, Linfield College OR, 2:25.47; 6. Greg McKinney, Oklahoma Baptist (OK), 2:26.06 (New Record).

MEN'S DIVISION (cont'd)

DISCUS - 1. Roger Axelsson, Point Loma CA, 56.00 (183-9); 2. Paul Kendrick, Hamline MN, 53.30 (174-10); 3. J. R. Hanley, East Texas State, 52.60 (172-7); 4. Dave Simmons, Abilene Christian TX, 51.10 (167-8); 5. Jaqua Martin, Linfield OR, 49.96 (163-11); 6. Doug Barnett, Azusa Pacific CA, 49.48 (162-4).

Long Jump - 1. Greg Johnson, Abilene Christian TX, 7.46 (24-5½); 2. Thomas Hagen, Arkansas Tech., 7.30 (23-11½); 3. Mose Kelly, St. Augustine's NC, 7.15 (23-5½); 4. Sammy Epps, Southern Arkansas Univ., 7.11 (23-4); 5. Tony Reid, Pembroke State, NC, 7.06 (23-1¼); 6. Kevin Henning, Doane NB, 7.02 (23-½).

High Jump - 1. Carl Garcia, Prairie View TX, 2.16 (7-1); 2. Bryan Richardson, Manchester IN, 2.11 (6-11); 3. TIE Randy Debuhr, Midland NE, 2.11 (6-11), Chris Murdock, Pittsburg KS, 2.11 (6-11); 5. Joe Bob Wise, Arkansas Tech, 2.11 (6-11); 6. TIE Greg Coats, St. Augustine's, NC, 2.11 (6-11), James Hawkins, Tarleton State TX, 2.11 (6-11).

JAVELIN - 1. Mike Barnett, Azusa Pacific CA, 77.94 (255-8) NEW RECORD; 2. Mark Waldeza, Moorhead State MN, 71.66 (235-1); 3. Ed Boos, Minot ND, 70.28 (230-7); 4. Steve Davis, Southwestern KS, 66.90 (219-9); 5. Dan Thomason, Pittsburg State, KS, 66.58 (218-5); 6. Wayne Plympton, West Virginia Wesleyan, 65.50 (214-11).

SHOT PUT - 1. Mike Manders, Hamline MN, 10.60 (61-¼); 2. Mike Gallagher, East Texas State, 17.82 (58-5½); 3. David Simmons, Abilene Christian TX, 17.50 (57-5); 4. Doug Barnett, Azusa Pacific CA, 17.15 (56-3¼); 5. Paul Kendrick, Hamline MN, 16.70 (54-9½); 6. Bryon Sawyer, Angelo State TX, 16.66 (54-80).

HAMMER - 1. Doug Barnett, Azusa Pacific CA, 68.84 (225-10); 2. Mike Barnett, Azusa Pacific CA, 54.92 (180-2); 3. Ron Ponciano, Azusa Pacific CA, 53.14 (174-4); 4. Rod Ritter, Western Washington, 52.70 (172-11); 5. Roger Axelsson, Point Loma CA, 52.64 (172-8); 6. John Wolitorsky, Azusa Pacific CA, 52.42 (172-0). (New Record)

POLE VAULT - 1. Billy Olson, Abilene Christian TX, 5.56 (18'3") NEW RECORD; 2. Brad Persley, Abilene Christian TX, 5.23 (17'2"); 3. Dale Jenkins, Abilene Christian TX, 5.08 (16'8"); 4. Bobby Williams, Abilene Christian TX, 4.93 (16'2"); 5. Kurt Siebold, Oklahoma Christian, 4.93 (16'2"); 6. David Elbers, Saginaw Valley MI, 4.80 (15'8").

TRIPLE JUMP - 1. David McFadgen, Virginia State, 16.19 (53-1½); 2. Charles Swindell, Pembroke NC, 15.48 (50-9½); 3. Dorant Bartlett, St. Augustine NC, 14.77 (48-5½); 4. Jerry Hollingshead, Western St. CO, 14.63 (48-0); 5. Wayne Sweet, Central Washington, 14.58 (47-10); 6. Norman Mitchell, St. Augustine's, NC, 14.56 (47-9½).

DECATHLON - 1. Greg Culp, Univ. of Arkansas - Monticello, 7304; 2. Russ Jewett, Pittsburg State, KS, 6956; 3. Blake Harris, Western New Mexico, 6791; 4. Greg Hansen, Willamette OR, 6770; 5. Marty Honea, Point Loma CA, 6685; 6. Blake Surina, Western Washington, 6678.

RESULTS - 2ND NAIA NATIONAL TRACK & FIELD CHAMPIONSHIPS - 1982

WOMEN'S DIVISION

100 METER - 1. Cassandra Graham, Prairie View TX, 11.82 (New Record); 2. Antoinette Gilbert, St. Augustine's, NC, 11.86; 3. Sheila Lebone, Prairie View TX, 12.06; 4. Renita Dingle, Virginia State, 12.17; 5. Denise Daye, St. Augustine NC, 12.20; 6. Cathy Donald, Panhandle State OK, 12.23.

100 METER HURDLES - 1. Thomasina Busch, Hampton Institute VA, 14.28; 2. Norma Bullock, Virginia State, 14.38; 3. Kelly Petterson, Wayne State NE, 14.54; 4. Loretta Jeffrey, Hampton Institute VA, 14.70; 5. Kari Kramme, Midland Lutheran NE, 14.93; 6. Valerie Velever, Saginaw Valley MI, 15.05.

200 METER DASH - 1. Casandra Graham, Prairie View TX, 24.03; 2. Sheila Labome, Prairie View TX, 24.38; 3. Antoinette Giblert, St. Augustine's NC, 24.65; 4. Lori Risenhoover, Adams State CO, 24.80; 5. Renita Dingle, Virginia State, 24.98; 6. Cathy Donald, Panhandle State, OK, 25.01.

400 METER DASH - 1. Easter Gabriel, Prairie View TX, 52.53 New Record; 2. Loretta Edwards, Prairie View, TX, 53.49; 3. Carol Williams, Mississippi Valley, 54.55; 4. Sheila Ingram, St. Augustine's NC, 54.95; 5. Delores Stewart, Westminster MO, 55.69; 6. Ossie Gilmore, Willey College TX, 57.42.

400 METER HURDLES - 1. Margaret Gamble, Prairie View TX, 59.30, New Record; 2. Valerie Belewender, Saginaw Valley, MI, 1:02.02; 3. Lori Churchwell, Missouri Southern, 1:02.33; 4. Wendy Malich, Western Washington, 1:04.07; 5. Kathy Grimes, Missouri Valley, 1:04.39; 6. Michele Augustyn, Emporia State KS, 1:04.77.

4 X 100 - 1. Prairie View TX, 45:25, New Record); 2. St. Augustine's NC, 46.74; 3. Mississippi Valley, 47.33; 4. Hampton Institute, 48.09; 5. Adams State CO, 48.14; 6. Hillsdale College MI, 48.23.

800 METER - 1. Denise Day, Midland College, 2:12.61; 2. Mary Sedall, Adams State, 2:15.84; 2. Mary Sedall, Adams State, 2:15.84; 3. Cheryl Phares, Emporia State, 2:15.52; 4. Sue Robinson, Western Washington, 2:16.28; 5. Colleen Booms, Saginaw Valley, 2:16.94; 6. Lee Ann Yanik, Saginaw Valley MI, 2:19.70.

1500 METER - 1. Debbie Spino, Univ. of Wisconsin - Parkside, 4:35.47; 2. Marilyn Thibodeau, Western Washington, 4:39.16; 3. Colleen Booms, Saginaw Valley, MI, 4:41.52; 4. Janet Lee, Wayne State NE, 4:43.26; 5. Marilyn Martin, Point Loma CA, 4:45.17; 6. Diane Marshall, Arkansas College, 4:47.02.

3000 METER RUN - 1. Mary Jaqua, Adams State CO, 10:04.15, New Record; 2. Cindy Campbell, Berry College GA, 10:18.85; 3. Lucy Paine, Adams State CO, 10:26.32; 4. Kathy Bowman, Saginaw Valley MI, 10:29.1; 5. Cindy Reinhart, Saginaw Valley MI, 10:34.4; 6. Marilyn Thibodeau, Western Washington, 10:34.19.

800 MEDLEY - 1. Prairie View A & M TX, 1:39:32 Record; 2. St. Augustine's NC, 1:42:55; 3. Mississippi Valley State, 1:43.06; 4. Hampton Institute VA, 1:46:71; 5. Wayne State NE, 1:48:25; 6. Bethel KS, 1:49:22.

4 X 400 METER RELAY - 1. Prairie View TX, 3:37.82; 2. Adams State CO, 3:50.04; 3. St. Augustine's NC, 3:50.62; 4. Saginaw Valley MI, 3:51.69; 5. Mississippi Valley, 3:52.94; 6. Willey College TX, 3:53.74. (New Record)

4 X 800 METER RELAY - 1. Midland College, NE, 9:08.67; 2. Saginaw Valley, MI, 9:18.35; 3. Emporia State KS, 9:23.71; 4. St. Augustine's NC, 9:35.87; 5. Northern State SD, 9:37.50, 6. Berry College GA, 9:38.12.

5000 METER - 1. Mary Jaqua, Adams State CO, 16:56.97 New Record); 2. Angie Pikschus, School of the Ozarks MO, 17:25.89; 3. Lisa Voegli, Northern State SD, 17:38.81; 4. Cindy Campbell, Berry College GA, 17:41.38; 5. Cindy Reinhart, Saginaw Valley MI, 17:58.54; 6. Lucy Paine, Adams State, 18:01.92.

MARATHON - 1. Liz Garman, Azusa Pacific CA, 3:03.00.43; 2. Angie Pikschus, School of the Ozarks MO, 3:04.31; 3. Sharon Foster, Adams State CO, 3:11.11; 4. Tracy Steele, Berry College, GA, 3:20.03; 5. Jackie Zerr, Marymount KS, 3:20.27; 6. K. C. Curran, Marymount KS, 3:22.12.

LONG JUMP - 1. Yvonne Taylor, Univ. of Southern Colorado, 5.85 (19'2 1/2"); 2. Lori Risenhoover, Adams State CO, 5.79 (19'0"); 3. Margaret Gamble, Prairie View TX, 5.68 (18'7-3/4"); 4. Val Pettiford, Berry College GA, 5.60 (18'4 1/2"); 5. Donna Larry, Western Washington, 5.59 (18'4"); 6. Thomasina Busch, Hampton Institute VA, 5.53 (18' 1-3/4").

HIGH JUMP - 1. Lori Shephard, Taylor IN, 1.675 (5-6); 2. Kristi Dees, Western Washington, 1.675 (5-6); 3. TIE Donna Kuhlenegeel, Kearney State NE, 1.625 (5-4), Tomi Hamner, Simon-Fraser, 1.625 (5-4); 5. Charmane Collins, Azusa Pacific CA, 1.625 (5.4); 6. Lori Durnell, Chadron State, 1.625 (5-4).

SHOT PUT - 1. Karen Waddell, Prairie View A & M TX, 14.36 (47'1½"); Patricia Thomas, Prairie View A & M TX, 13.52 (44'4½"); 3. Lynette Antoine, St. Augustine's NC, 13.42 (44'½"); 4. Cindy Young, Adams State CO, 13.16 (42'10½"); 5. Betsy Skibyak, Panhandle State OK, 12.94 (42'5½"); 6. Sue Maceroni, Saginaw Valley State MI, 12.92 (42'4-¾"). (New Record)

DISCUS - 1. Lynette Antoine, St. Augustine's NC, 46.20 (151-7) New Record; 2. Vandora Wilson, Fort Hays State KS, 44.00 (144-4); 3. Cindy Young, Adams State CO, 43.10 (141-5); 4. Nancy Asche, Concordia NE, 41.96 (137-8); 5. Cindy Payne, Berry GA, 41.56 (136-4); 6. Karen Waddell, Prairie View TX, 41.52 (136-3).

JAVELIN - 1. Carol Woodside, Hampton Institute VA, 44.38 (145-7); 2. Edey Lea, Texas A & I, 42.58 (139-8); 3. Janette Poitier, St. Augustine's NC, 42.24 (138-7); 4. Joan Williamson, Western Washington, 41.86 (137-4); 5. Lisa Bounhius, Southern Utah, 40.24 (132-0); 6. Janet Essman, Midland NE, 40.22 (131-11).

COACH OF THE YEAR

(Men's Division)

TERRY FRANSON - AZUSA PACIFIC, CA

COACH OF THE YEAR

(Women's Division)

ROCKY LIGHT - ADAMS STATE, CO

HERBERT B. MARETT OUTSTANDING PERFORMER - MEN'S DIVISION

DARRELL GREEN - TEXAS A & I

HERBERT B. MARETT OUTSTANDING PERFORMER - WOMEN'S DIVISION

MARY JAQUA - ADAMS STATE, CO

1982 NAIA MEN'S OUTDOOR TRACK & FIELD AREA COACH OF THE YEAR

Area I. Terry Franson, Azusa Pacific, CA
 Area II William Brown, Mississippi Valley State
 Area III. Dave Suenram, Pittsburg State, KS
 Area IV Ron Masanz, Moorhead State, MN
 Area V. Ted Lloyd, Harding, AR
 Area VI Douglas Hansen, Saginaw Valley State, MI
 Area VII. George Williams, St. Augustine's, NC
 Area VIII Larry Young, Pittsburgh-Johnstown, PA

1982 NAIA WOMEN'S OUTDOOR TRACK & FIELD AREA COACH OF THE YEAR

Area I. Terry Franson, Azusa Pacific, CA
 Area II Rocky Light, Adams State, CO
 Area III. Mary Iten, Kearney State, NE
 Area IV Bob Powers, School of the Ozarks, MO
 Area V. Gary McKnight, Berry, GA
 Area VII. George Williams, St. Augustine's, NC

[Faint, illegible text at the top of the page, possibly bleed-through from the reverse side.]

[Faint, illegible text in the middle section of the page.]

[Faint, illegible text in the lower middle section of the page.]

[Faint, illegible text in the lower section of the page.]

[Faint, illegible text at the bottom of the page.]

NAIA Women's Division team championship.

Abilene Christian, winning its fourth overall team title but its first since 1955, scored 80 points and outdistanced runner-up Azusa Pacific CA 64. ACU won three events and scored in 11 of the 23 events.

ACU pole vaulter Billy Olson wound up an illustrious collegiate career by winning his event for the fourth time. Olson's record-breaking jump of 5.56 meters (18 feet, 3 inches) headed the ACU pole vaulting corps which accounted for 28 of its 80-point total.

Prairie View, which finished second in the inaugural 1981 women's division championship meet, had little trouble this time around. The Panthers won eight events — four individual and four relays in piling up 117 points, far ahead of second place Adams State CO 73.

In the men's division, Garry Henry of Pembroke State NC was the lone double winner of the meet. He won both the 5,000 and 10,000 meter runs — the latter in record time (20:30.76).

200-meter dash.

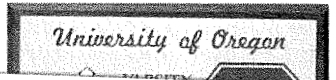





The second year of the women's division saw 10 NAIA records fall during the three-day meet.

All institutions which had placewinners in both the men's and women's divisions will receive travel proration, courtesy of the Miller Brewing Company, Lite division. The sponsor of the 1982 championship meet was the State of West Virginia.

FINAL WOMEN'S TEAM SCORES

| | |
|----------------------------------|-----|
| 1. Prairie View TX..... | 117 |
| 2. Adams State CO..... | 73 |
| 3. St. Augustine's NC..... | 68 |
| 4. Saginaw Valley MI..... | 39 |
| 5. Hampton Institute VA..... | 33 |
| 6. Western Washington..... | 31 |
| 7. Midland Lutheran NE..... | 23 |
| Berry GA..... | 23 |
| 9. Mississippi Valley..... | 20 |
| 10. School of the Ozarks MO..... | 16 |
| 11. Virginia State..... | 14 |
| 12. Emporia State KS..... | 13 |
| 13. Wayne State NE..... | 12 |
| Azusa Pacific CA..... | 12 |
| 15. Southern Colorado..... | 10 |
| Taylor IN..... | 10 |
| Wisconsin-Parkside..... | 10 |
| 18. Texas A&I..... | 8 |
| Northern State SD..... | 8 |

| | |
|-------------------------------|-----|
| 5. Saginaw Valley MI..... | 39 |
| 6. Prairie View TX..... | 38 |
| 7. Pittsburg State KS..... | 29 |
| 8. Hamline MN..... | 20 |
| 9. Virginia State..... | 19 |
| 10. Texas A&I..... | 18 |
| Wisconsin-LaCrosse..... | 18 |
| 12. Wayland Baptist TX..... | 16 |
| 13. St. Augustine's NC..... | 15½ |
| 14. East Texas State..... | 14 |
| Point Loma CA..... | 14 |
| Malone OH..... | 14 |
| 17. Dordt IA..... | 12 |
| Western State CO..... | 12 |
| 19. Arkansas Tech..... | 11 |
| 20. Arkansas-Monticello..... | 10 |
| Spring Arbor MI..... | 10 |
| Moorhead State MN..... | 10 |
| Central Washington..... | 10 |
| Wisconsin-Superior..... | 10 |
| Concordia NE..... | 10 |
| Southern Colorado..... | 10 |
| 27. Wisconsin-Parkside..... | 9 |
| Manchester IN..... | 9 |
| 29. Aquinas MI..... | 8 |
| College of St. Thomas MN..... | 8 |
| 31. Western Washington..... | 7 |
| Adams State CO..... | 7 |
| 33. Minot State ND..... | 6 |
| Valley City ND..... | 6 |
| Western New Mexico..... | 6 |
| Fort Hays State KS..... | 6 |
| 37. Midland Lutheran NE..... | 5 |
| 38. Southwestern KS..... | 4 |
| Southern Arkansas..... | 4 |
| Stephen F. Austin TX..... | 4 |
| Willamette OR..... | 4 |
| Linfield OR..... | 4 |



400 METER DASH: 1. Eugene Sanders, Mississippi Valley, 46.02; 2. Nathaniel Sloan, Mississippi Valley, 46.37; 3. Kriss Brooks, Abilene Christian TX, 46.90; 4. Robert Brown, Hampton Institute VA, 47.41; 5. Ev Lales, Saginaw Valley MI, 47.64; 6. Raymond Panther, Virginia State, 47.83.

800 METER RUN: 1. Joel Ngetich, Wayland Baptist TX, 1:47.77; 2. Anthony Callicutt, Virginia State, 1:50.02; 3. Rick Brown, Saginaw Valley MI, 1:50.03; 4. Randy White, Francis Marion SC, 1:50.20; 5. Eric Pierce, Prairie View TX, 1:50.30; 6. Mel Trahan, Prairie View TX, 1:50.48.

1500 METER RUN: 1. Mike Duran, Southern Colorado, 3:46.46; 2. Rob Schippers, Central Washington, 3:47.18; 3. Peter Graham, Adams State CO, 3:47.36; 4. Jeff Rahn, Whitworth WA, 3:47.59; 5. Zeke Rodriguez, Azusa Pacific CA, 3:47.99; 6. Charles Cedeno, Central State OK, 3:48.11.

5000 METER RUN: 1. Garry Henry, Pembroke State NC, 14:13.05; 2. Dave Finnstad, Malone OH, 14:25.82; 3. Paul Peterson, Saginaw Valley MI, 14:27.86; 4. Jerrold Wynia, Dordt IA, 14:31.08; 5. Dave Sederquist, Moorhead State MN, 14:34.10; 6. Sam Montoya, Adams State CO, 14:39.9.

10,000 METER RUN: 1. Garry Henry, Pembroke State NC, 29:30.76 (NAIA RECORD. FORMER RECORD 29:50.07, Gordon Sanders, Hillsdale MI, 1981); 2. Jerrold Wynia, Dordt IA, 29:46.43; 3. Arnie Falk, Valley City ND, 29:49.30; 4. Paul Peterson, Saginaw Valley MI, 29:56.48; 5. Ken Hunter, Black Hills SD, 30:09.19; 6. Hernando Hernandez, Southern Utah, 30:10.92.

110-METER HIGH HURDLES: 1. Robert Thomas, Prairie View TX, 13.99; 2. Steve Parker, Abilene Christian TX, 14:00; 3. Robert Johnson, Wayland Baptist TX, 14.16; 4. Claudell Anderson, Stephen F. Austin TX, 14.34; 5. Chris Thelwell, St. Augustine's NC, 14.35; 6. Derrick King, Prairie View TX, 14.63.

400 METER HURDLES: 1. Ed Brown, Saginaw Valley MI, 50.36; 2. Thaddius Gamble, Prairie View TX, 51.41; 3. Darick Bradley, Pembroke State NC, 52.06; 4. Kelly Smith, Abilene Christian TX, 52.07; 5. Bryan McKinley, Prairie View TX, 52.10; 6. Thomas Hagen, Arkansas Tech, 52.19.

51.10 (107-0), S. Martin Jaqua, Linneer OH, 49.96 (163-11); 6. Doug Barnett, Azusa Pacific CA, 49.48 (162-4).

LONG JUMP: 1. Greg Johnson, Abilene Christian TX, 7.46 (24-5½); 2. Thomas Hagen, Arkansas Tech, 7.30 (23-11½); 3. Mose Kelly, St. Augustine's NC, 7.15 (23-5½); 4. Sammy Epps, Southern Arkansas, 7.11 (23-4); 5. Tony Reid, Pembroke State NC, 7.06 (23-1¼); 6. Kevin Henning, Doane NE, 7.02 (23-½).

HIGH JUMP: 1. Carl Garcia, Prairie View TX, 2.16 (7-1); 2. Bryan Richardson, Manchester IN, 2.11 (6-11); 3. (tie) Randy DeBuhr, Midland NE, 2.11 (6-11) & Chris Murdock, Pittsburg State KS, 2.11 (6-11); 5. Joe Bob Wise, Arkansas Tech, 2.11 (6-11); 6. (tie) Greg Coats, St. Augustine's NC, 2.11 (6-11) and James Hawkins, Tarleton State TX, 2.11 (6-11).

JAVELIN: 1. Mike Barnett, Azusa Pacific CA, 77.94 (255-8) NAIA RECORD. FORMER RECORD 77.92, Mike Barnett, Azusa Pacific CA, 1981; 2. Mark Waldera, Moorhead State MN, 71.66 (235-1); 3. Ed Boos, Minot State ND, 70.28 (230-7); 4. Steve Davis, Southwestern KS, 66.98 (219-9); 5. Dan Thommason, Pittsburg State KS, 66.58 (218-5); 6. Wayne Plympton, West Virginia Wesleyan, 65.50 (214-11).

SHOT PUT: 1. Mike Manders, Hamline MN, 18.60 (61-¼); 2. Mike Galagher, East Texas State, 17.82 (58-5½); 3. David Simmons, Abilene Christian TX, 17.50 (57-5); 4. Doug Barnett, Azusa Pacific CA, 17.15 (56-3¼); 5. Paul Kendrick, Hamline MN, 16.70 (54-9½); 6. Byron Sawyer, Angelo State TX, 16.66 (54-8).

HAMMER: 1. Doug Barnett, Azusa Pacific CA, 68.84 (225-10) (NAIA RECORD. FORMER RECORD 62.60 (205-4), Doug Barnett, Azusa Pacific CA, 1981); 2. Mike Barnett, Azusa Pacific CA, 54.92 (180-2); 3. Ron Ponciano, Azusa Pacific CA, 53.14 (174-4); 4. Rod Ritter, Western Washington, 52.70 (172-11); 5. Roger Axelsson, Point Loma CA, 52.64 (172-8); 6. John Wolitorsky, Azusa Pacific CA, 52.42 (172-0).

POLE VAULT: 1. Billy Olson, Abilene Christian TX, 5.56 (18-3) (NAIA RECORD. FORMER RECORD 5.53 (18-2), Billy Olson, Abilene Christian TX, 1980); 2. Brad Pursley, Abilene Christian TX, 5.23 (17-2); 3. Dale Jenkins, Abilene Christian TX, 5.08 (16-8); 4. Bobby Williams, Abilene Christian TX, 4.93 (16-2); 5. Kurt Siebold, Oklahoma Christian, 4.93 (16-2); 6. David Elbers, Saginaw Valley

Carol Williams, Mississippi Valley, 54.55; 4. Snela Ingram, St. Augustine's NC, 54.95; 5. Delores Stewart, Westminster MO, 55.69; 6. Ossie Gilmore, Wiley TX, 57.42.

800 METER RUN: 1. Denise Day, Midland NE, 2:12.61; 2. Mary Sedall, Adams State CO, 2:13.84; 3. Cheryl Phares, Emporia State KS, 2:15.52; 4. Sue Robinson, Western Washington, 2:16.28; 5. Colleen Booms, Saginaw Valley MI, 2:16.94; 6. Lee Ann Yanik, Saginaw Valley MI, 2:19.70.

1500 METER RUN: 1. Debbie Spino, Wisconsin-Parkside, 4:35.47; 2. Marilyn Thibodeau, Western Washington, 4:39.16; 3. Colleen Booms, Saginaw Valley MI, 4:41.52; 4. Janet Lee, Wayne State NE, 4:43.26; 5. Marilyn Martin, Point Loma CA, 4:45.17; 6. Diane Marshall, Arkansas College, 4:47.02.

3000 METER RUN: 1. Mary Jaqua, Adams State CO, 10:04.15 (NAIA RECORD. FORMER RECORD 10:11.55, Angie Piksusch, School of the Ozarks MO, 1981); 2. Cindy Campbell, Berry GA, 10:18.85; 3. Lucy Paine, Adams State CO, 10:26.32; 4. Kathy Bowman, Saginaw Valley MI, 10:29.1; 5. Cindy Reinhart, Saginaw Valley MI, 10:34.4; 6. Marilyn Thibodeau, Western Washington, 10:34.19.

5000 METER RUN: 1. Mary Jaqua, Adams State CO, 16:56.97 (NAIA RECORD. FORMER RECORD 17:03.77, Wendy Burman, Wisconsin-Parkside, 1981); 2. Angie Piksusch, School of the Ozarks MO, 17:25.89; 3. Lisa Voegli, Northern State SD, 17:38.81; 4. Cindy Campbell, Berry GA, 17:41.38; 5. Cindy Reinhart, Saginaw Valley MI, 17:58.54; 6. Lucy Paine, Adams State CO, 18:01.92.

100 METER HURDLES: 1. Thomasina Busch, Hampton Institute VA, 14.28; 2. Norma Bullock, Virginia State, 14.38; 3. Kelly Peterson, Wayne State NE, 14.54; 4. Loretta Jeffrey, Hampton Institute VA, 14.70; 5. Kari Kramme, Midland NE, 14.93; 6. Valerie Belevender, Saginaw Valley MI, 15.05.

400 METER HURDLES: 1. Margaret Gamble, Prairie View, TX, 59.30 (NAIA RECORD. FORMER RECORD 1:00.47, Felicia Durham, Southern LA, 1981); 2. Valerie Belevender, Saginaw Valley MI, 1:02.02; 3. Lori Churchwell, Missouri Southern, 1:02.33; 4. Wendy Malich, Western Washington, 1:04.07; 5. Kathy Grimes, Missouri Valley, 1:04.39; 6. Michele Augustyn, Emporia State KS, 1:04.77.

MARATHON: 1. Liz Garman, Azusa Pacific CA, 3:03.00.43; 2. Angie Piksusch, School of the Ozarks MO, 3:04.31; 3. Sharon Foster, Adams State CO, 3:11.11; 4. Tracy Steele, Berry GA, 3:20.03; 5. Jackie Zerr, Marymount KS, 3:20.27; 6. K.C. Curran, Marymount KS, 3:22.12.

Saginaw Valley MI, 1981-82, 1983-84, 1984-85, 1985-86, 1986-87, 1987-88, 1988-89, 1989-90, 1990-91, 1991-92, 1992-93, 1993-94, 1994-95, 1995-96, 1996-97, 1997-98, 1998-99, 1999-00, 2000-01, 2001-02, 2002-03, 2003-04, 2004-05, 2005-06, 2006-07, 2007-08, 2008-09, 2009-10, 2010-11, 2011-12, 2012-13, 2013-14, 2014-15, 2015-16, 2016-17, 2017-18, 2018-19, 2019-20, 2020-21, 2021-22, 2022-23, 2023-24, 2024-25, 2025-26, 2026-27, 2027-28, 2028-29, 2029-30, 2030-31, 2031-32, 2032-33, 2033-34, 2034-35, 2035-36, 2036-37, 2037-38, 2038-39, 2039-40, 2040-41, 2041-42, 2042-43, 2043-44, 2044-45, 2045-46, 2046-47, 2047-48, 2048-49, 2049-50, 2050-51, 2051-52, 2052-53, 2053-54, 2054-55, 2055-56, 2056-57, 2057-58, 2058-59, 2059-60, 2060-61, 2061-62, 2062-63, 2063-64, 2064-65, 2065-66, 2066-67, 2067-68, 2068-69, 2069-70, 2070-71, 2071-72, 2072-73, 2073-74, 2074-75, 2075-76, 2076-77, 2077-78, 2078-79, 2079-80, 2080-81, 2081-82, 2082-83, 2083-84, 2084-85, 2085-86, 2086-87, 2087-88, 2088-89, 2089-90, 2090-91, 2091-92, 2092-93, 2093-94, 2094-95, 2095-96, 2096-97, 2097-98, 2098-99, 2099-00, 2100-01, 2101-02, 2102-03, 2103-04, 2104-05, 2105-06, 2106-07, 2107-08, 2108-09, 2109-10, 2110-11, 2111-12, 2112-13, 2113-14, 2114-15, 2115-16, 2116-17, 2117-18, 2118-19, 2119-20, 2120-21, 2121-22, 2122-23, 2123-24, 2124-25, 2125-26, 2126-27, 2127-28, 2128-29, 2129-30, 2130-31, 2131-32, 2132-33, 2133-34, 2134-35, 2135-36, 2136-37, 2137-38, 2138-39, 2139-40, 2140-41, 2141-42, 2142-43, 2143-44, 2144-45, 2145-46, 2146-47, 2147-48, 2148-49, 2149-50, 2150-51, 2151-52, 2152-53, 2153-54, 2154-55, 2155-56, 2156-57, 2157-58, 2158-59, 2159-60, 2160-61, 2161-62, 2162-63, 2163-64, 2164-65, 2165-66, 2166-67, 2167-68, 2168-69, 2169-70, 2170-71, 2171-72, 2172-73, 2173-74, 2174-75, 2175-76, 2176-77, 2177-78, 2178-79, 2179-80, 2180-81, 2181-82, 2182-83, 2183-84, 2184-85, 2185-86, 2186-87, 2187-88, 2188-89, 2189-90, 2190-91, 2191-92, 2192-93, 2193-94, 2194-95, 2195-96, 2196-97, 2197-98, 2198-99, 2199-00, 2200-01, 2201-02, 2202-03, 2203-04, 2204-05, 2205-06, 2206-07, 2207-08, 2208-09, 2209-10, 2210-11, 2211-12, 2212-13, 2213-14, 2214-15, 2215-16, 2216-17, 2217-18, 2218-19, 2219-20, 2220-21, 2221-22, 2222-23, 2223-24, 2224-25, 2225-26, 2226-27, 2227-28, 2228-29, 2229-30, 2230-31, 2231-32, 2232-33, 2233-34, 2234-35, 2235-36, 2236-37, 2237-38, 2238-39, 2239-40, 2240-41, 2241-42, 2242-43, 2243-44, 2244-45, 2245-46, 2246-47, 2247-48, 2248-49, 2249-50, 2250-51, 2251-52, 2252-53, 2253-54, 2254-55, 2255-56, 2256-57, 2257-58, 2258-59, 2259-60, 2260-61, 2261-62, 2262-63, 2263-64, 2264-65, 2265-66, 2266-67, 2267-68, 2268-69, 2269-70, 2270-71, 2271-72, 2272-73, 2273-74, 2274-75, 2275-76, 2276-77, 2277-78, 2278-79, 2279-80, 2280-81, 2281-82, 2282-83, 2283-84, 2284-85, 2285-86, 2286-87, 2287-88, 2288-89, 2289-90, 2290-91, 2291-92, 2292-93, 2293-94, 2294-95, 2295-96, 2296-97, 2297-98, 2298-99, 2299-00, 2300-01, 2301-02, 2302-03, 2303-04, 2304-05, 2305-06, 2306-07, 2307-08, 2308-09, 2309-10, 2310-11, 2311-12, 2312-13, 2313-14, 2314-15, 2315-16, 2316-17, 2317-18, 2318-19, 2319-20, 2320-21, 2321-22, 2322-23, 2323-24, 2324-25, 2325-26, 2326-27, 2327-28, 2328-29, 2329-30, 2330-31, 2331-32, 2332-33, 2333-34, 2334-35, 2335-36, 2336-37, 2337-38, 2338-39, 2339-40, 2340-41, 2341-42, 2342-43, 2343-44, 2344-45, 2345-46, 2346-47, 2347-48, 2348-49, 2349-50, 2350-51, 2351-52, 2352-53, 2353-54, 2354-55, 2355-56, 2356-57, 2357-58, 2358-59, 2359-60, 2360-61, 2361-62, 2362-63, 2363-64, 2364-65, 2365-66, 2366-67, 2367-68, 2368-69, 2369-70, 2370-71, 2371-72, 2372-73, 2373-74, 2374-75, 2375-76, 2376-77, 2377-78, 2378-79, 2379-80, 2380-81, 2381-82, 2382-83, 2383-84, 2384-85, 2385-86, 2386-87, 2387-88, 2388-89, 2389-90, 2390-91, 2391-92, 2392-93, 2393-94, 2394-95, 2395-96, 2396-97, 2397-98, 2398-99, 2399-00, 2400-01, 2401-02, 2402-03, 2403-04, 2404-05, 2405-06, 2406-07, 2407-08, 2408-09, 2409-10, 2410-11, 2411-12, 2412-13, 2413-14, 2414-15, 2415-16, 2416-17, 2417-18, 2418-19, 2419-20, 2420-21, 2421-22, 2422-23, 2423-24, 2424-25, 2425-26, 2426-27, 2427-28, 2428-29, 2429-30, 2430-31, 2431-32, 2432-33, 2433-34, 2434-35, 2435-36, 2436-37, 2437-38, 2438-39, 2439-40, 2440-41, 2441-42, 2442-43, 2443-44, 2444-45, 2445-46, 2446-47, 2447-48, 2448-49, 2449-50, 2450-51, 2451-52, 2452-53, 2453-54, 2454-55, 2455-56, 2456-57, 2457-58, 2458-59, 2459-60, 2460-61, 2461-62, 2462-63, 2463-64, 2464-65, 2465-66, 2466-67, 2467-68, 2468-69, 2469-70, 2470-71, 2471-72, 2472-73, 2473-74, 2474-75, 2475-76, 2476-77, 2477-78, 2478-79, 2479-80, 2480-81, 2481-82, 2482-83, 2483-84, 2484-85, 2485-86, 2486-87, 2487-88, 2488-89, 2489-90, 2490-91, 2491-92, 2492-93, 2493-94, 2494-95, 2495-96, 2496-97, 2497-98, 2498-99, 2499-00, 2500-01, 2501-02, 2502-03, 2503-04, 2504-05, 2505-06, 2506-07, 2507-08, 2508-09, 2509-10, 2510-11, 2511-12, 2512-13, 2513-14, 2514-15, 2515-16, 2516-17, 2517-18, 2518-19, 2519-20, 2520-21, 2521-22, 2522-23, 2523-24, 2524-25, 2525-26, 2526-27, 2527-28, 2528-29, 2529-30, 2530-31, 2531-32, 2532-33, 2533-34, 2534-35, 2535-36, 2536-37, 2537-38, 2538-39, 2539-40, 2540-41, 2541-42, 2542-43, 2543-44, 2544-45, 2545-46, 2546-47, 2547-48, 2548-49, 2549-50, 2550-51, 2551-52, 2552-53, 2553-54, 2554-55, 2555-56, 2556-57, 2557-58, 2558-59, 2559-60, 2560-61, 2561-62, 2562-63, 2563-64, 2564-65, 2565-66, 2566-67, 2567-68, 2568-69, 2569-70, 2570-71, 2571-72, 2572-73, 2573-74, 2574-75, 2575-76, 2576-77, 2577-78, 2578-79, 2579-80, 2580-81, 2581-82, 2582-83, 2583-84, 2584-85, 2585-86, 2586-87, 2587-88, 2588-89, 2589-90, 2590-91, 2591-92, 2592-93, 2593-94, 2594-95, 2595-96, 2596-97, 2597-98, 2598-99, 2599-00, 2600-01, 2601-02, 2602-03, 2603-04, 2604-05, 2605-06, 2606-07, 2607-08, 2608-09, 2609-10, 2610-11, 2611-12, 2612-13, 2613-14, 2614-15, 2615-16, 2616-17, 2617-18, 2618-19, 2619-20, 2620-21, 2621-22, 2622-23, 2623-24, 2624-25, 2625-26, 2626-27, 2627-28, 2628-29, 2629-30, 2630-31, 2631-32, 2632-33, 2633-34, 2634-35, 2635-36, 2636-37, 2637-38, 2638-39, 2639-40, 2640-41, 2641-42, 2642-43, 2643-44, 2644-45, 2645-46, 2646-47, 2647-48, 2648-49, 2649-50, 2650-51, 2651-52, 2652-53, 2653-54, 2654-55, 2655-56, 2656-57, 2657-58, 2658-59, 2659-60, 2660-61, 2661-62, 2662-63, 2663-64, 2664-65, 2665-66, 2666-67, 2667-68, 2668-69, 2669-70, 2670-71, 2671-72, 2672-73, 2673-74, 2674-75, 2675-76, 2676-77, 2677-78, 2678-79, 2679-80, 2680-81, 2681-82, 2682-83, 2683-84, 2684-85, 2685-86, 2686-87, 2687-88, 2688-89, 2689-90, 2690-91, 2691-92, 2692-93, 2693-94, 2694-95, 2695-96, 2696-97, 2697-98, 2698-99, 2699-00, 2700-01, 2701-02, 2702-03, 2703-04, 2704-05, 2705-06, 2706-07, 2707-08, 2708-09, 2709-10, 2710-11, 2711-12, 2712-13, 2713-14, 2714-15, 2715-16, 2716-17, 2717-18, 2718-19, 2719-20, 2720-21, 2721-22, 2722-23, 2723-24, 2724-25, 2725-26, 2726-27, 2727-28, 2728-29, 2729-30, 2730-31, 2731-32, 2732-33, 2733-34, 2734-35, 2735-36, 2736-37, 2737-38, 2738-39, 2739-40, 2740-41, 2741-42, 2742-43, 2743-44, 2744-45, 2745-46, 2746-47, 2747-48, 2748-49, 2749-50, 2750-51, 2751-52, 2752-53, 2753-54, 2754-55, 2755-56, 2756-57, 2757-58, 2758-59, 2759-60, 2760-61, 2761-62, 2762-63, 2763-64, 2764-65, 2765-66, 2766-67, 2767-68, 2768-69, 2769-70, 2770-71, 2771-72, 2772-73, 2773-74, 2774-75, 2775-76, 2776-77, 2777-78, 2778-79, 2779-80, 2780-81, 2781-82, 2782-83, 2783-84, 2784-85, 2785-86, 2786-87, 2787-88, 2788-89, 2789-90, 2790-91, 2791-92, 2792-93, 2793-94, 2794-95, 2795-96, 2796-97, 2797-98, 2798-99, 2799-00, 2800-01, 2801-02, 2802-03, 2803-04, 2804-05, 2805-06, 2806-07, 2807-08, 2808-09, 2809-10, 2810-11, 2811-12, 2812-13, 2813-14, 2814-15, 2815-16, 2816-17, 2817-18, 2818-19, 2819-20, 2820-21, 2821-22, 2822-23, 2823-24, 2824-25, 2825-26, 2826-27, 2827-28, 2828-29, 2829-30, 2830-31, 2831-32, 2832-33, 2833-34, 2834-35, 2835-36, 2836-37, 2837-38, 2838-39, 2839-40, 2840-41, 2841-42, 2842-43, 2843-44, 2844-45, 2845-46, 2846-47, 2847-48, 2848-49, 2849-50, 2850-51, 2851-52, 2852-53, 2853-54, 2854-55, 2855-56, 2856-57, 2857-58, 2858-59, 2859-60, 2860-61, 2861-62, 2862-63, 2863-64, 2864-65, 2865-66, 2866-67, 2867-68, 2868-69, 2869-70, 2870-71, 2871-72, 2872-73, 2873-74, 2874-75, 2875-76, 2876-77, 2877-78, 2878-79, 2879-80, 2880-81, 2881-82, 2882-83, 2883-84, 2884-85, 2885-86, 2886-87, 2887-88, 2888-89, 2889-90, 2890-91, 2891-92, 2892-93, 2893-94, 2894-95, 2895-96, 2896-97, 2897-98, 2898-99, 2899-00, 2900-01, 2901-02, 2902-03, 2903-04, 2904-05, 2905-06, 2906-07, 2907-08, 2908-09, 2909-10, 2910-11, 2911-12, 2912-13, 2913-14, 2914-15, 2915-16, 2916-17, 2917-18, 2918-19, 2919-20, 2920-21, 2921-22, 2922-23, 2923-24, 2924-25, 2925-26, 2926-27, 2927-28, 2928-29, 2929-30, 2930-31, 2931-32, 2932-33, 2933-34, 2934-35, 2935-36, 2936-37, 2937-38, 2938-39, 2939-40, 2940-41, 2941-42, 2942-43, 2943-44, 2944-45, 2945-46, 2946-47, 2947-48, 2948-49, 2949-50, 2950-51, 2951-52, 2952-53, 2953-54, 2954-55, 2955-56, 2956-57, 2957-58, 2958-59, 2959-60, 2960-61, 2961-62, 2962-63, 2963-64, 2964-65, 2965-66, 2966-67, 2967-68, 2968-69, 2969-70, 2970-71, 2971-72, 2972-73, 2973-74, 2974-75, 2975-76, 2976-77, 2977-78, 2978-79, 2979-80, 2980-81, 2981-82, 2982-83, 2983-84, 2984-85, 2985-86, 2986-87, 2987-88, 2988-89, 2989-90, 2990-91, 2991-92, 2992-93, 2993-94, 2994-95, 2995-96, 2996-97, 2997-98, 2998-99, 2999-00, 3000-01, 3001-02, 3002-03, 3003-04, 3004-05, 3005-06, 3006-07, 3007-08, 3008-09, 3009-10, 3010-11, 3011-12, 3012-13, 3013-14, 3014-15, 3015-16, 3016-17, 3017-18, 3018-19, 3019-20, 3020-21, 3021-22, 3022-23, 3023-24, 3024-25, 3025-26, 3026-27, 3027-28, 3028-29, 3029-30, 3030-31, 3031-32, 3032-33, 3033-34, 3034-35, 3035-36, 3036-37, 3037-38, 3038-39, 3039-40, 3040-41, 3041-42, 3042-43, 3043-44, 3044-45, 3045-46, 3046-47, 3047-48, 3048-49, 3049-50, 3050-51, 3051-52, 3052-53, 3053-54, 3054-55, 3055-56, 3056-57, 3057-58, 3058-59, 3059-60, 3060-61, 3061-62, 3062-63, 3063-64, 3064-65, 3065-66, 3066-67, 3067-68, 3068-69, 3069-70, 3070-71, 3071-72, 3072-73, 3073-74, 3074-75, 3075-76, 3076-77, 3077-78, 3078-79, 3079-80, 3080-81, 3081-82, 3082-83, 3083-84, 3084-85, 3085-86, 3086-87, 3087-88, 3088-89, 3089-90, 3090-91, 3091-92, 3092-93, 3093-94, 3094-95, 3095-96, 3096-97, 3097-98, 3098-99, 3099-00, 3100-01, 3101-02, 3102-03, 3103-04, 3104-05, 3105-06, 3106-07, 3107-08, 3108-09, 3109-10, 3110-11, 3111-12, 3112-13, 3113-14, 3114-15, 3115-16, 3116-17, 3117-18, 3118-19, 3119-20, 3120-21, 3121-22, 3122-23, 3123-24, 3124-25, 3125-26, 3126-27, 3127-28, 3128-29, 3129-30, 3130-31, 3131-32, 3132-33, 3133-34, 3134-35, 3135-36, 3136-37, 3137-38, 3138-39, 3139-40, 3140-41, 3141-42, 3142-43, 3143-44, 3144-45, 3145-46, 3146-47, 3147-48, 3148-49, 3149-50, 3150-51, 3151-52, 3152-53, 3153-54, 3154-55, 3155-56, 3156-57, 3157-58, 3158-59, 3159-60, 3160-61, 3161-62, 3162-63, 3163-64, 3164-65, 3165-66, 3166-67, 3167-68, 3168-69, 3169-70, 3170-71, 3171-72, 3172-73, 3173-74, 3174-75, 3175-76, 3176-77, 3177-78, 3178-79, 3179-80, 3180-81, 3181-82, 3182-83, 3183-84, 3184-85, 3185-86, 3186-87, 3187-88, 3188-89, 3189-90, 3190-91, 3191-92, 3192-93, 3193-94, 3194-95, 3195-96, 3196-97, 3197-98, 3198-99, 3199-00, 3200-01, 3201-02, 3202-03, 3203-

| | | | | | |
|----------------------|----|-------------------------|---|------------------------|-----|
| 14. East Texas State | 14 | 33 Fort Hays State KS | 6 | Doane NE | 1 |
| Point Loma CA | 14 | Minot State ND | 6 | McMurry TX | 1 |
| Malone OH | 14 | Valley City ND | 6 | Oklahoma Baptist | 1 |
| 17. Dordt IA | 12 | Western New Mexico | 6 | Southern Utah State | 1 |
| Western State CO | 12 | 37. Midland Lutheran NE | 5 | West Virginia Wesleyan | 1 |
| 19. Arkansas Tech | 11 | | | 56. Tarleton State TX | 1/2 |

INDIVIDUAL RESULTS

100-METER DASH

1. Innocent Egbunike, Azusa Pacific CA, 10.32
2. Darrell Green, Texas A&I, 10.37
3. Aaron Lang, Pittsburg State KS, 10.55
4. Don Humphreys, Malone OH, 10.57
5. Sam Seale, Western State CO, 10.64
6. Albert Lawrence, Abilene Christian TX, 10.70

200-METER DASH

1. Darrell Green, Texas A&I, 20.84
2. Innocent Egbunike, Azusa Pacific CA, 20.85
3. Nathaniel Sloan, Mississippi Valley, 21.00
4. Mark Witherspoon, Wisconsin-Parkside, 21.51
5. Aaron Lang, Pittsburg State KS, 21.54
6. Arthur Williams, Abilene Christian TX, 21.68

110-METER HIGH HURDLES

1. Robert Thomas, Prairie View TX, 13:99
2. Steve Parker, Abilene Christian TX, 14.00
3. Robert Johnson, Wayland Baptist TX, 14.16
4. Claudell Anderson, Stephen F. Austin TX, 14.34
5. Chris Thelwell, St. Augustine's NC, 14.35
6. Derrick King, Prairie View TX, 14.63

400-METER INTERMEDIATE HURDLES

1. Ed Brown, Saginaw Valley MI, 50.36
2. Thaddius Gamble, Prairie View TX, 51.41
3. Darick Bradley, Pembroke State NC, 52.06
4. Kelly Smith, Abilene Christian TX, 52.07
5. Bryan McKinley, Prairie View TX, 52.10
6. Thomas Hagen, Arkansas Tech, 52.19

400-METER DASH

1. Eugene Sanders, Mississippi Valley 46.02

1500-METER RUN

1. Mike Duran, Southern Colorado, 3:46.46
2. Rob Schippers, Central Washington, 3:47.18
3. Peter Graham, Adams State CO, 3:47.36
4. Jeff Rahn, Whitworth WA, 3:47.59
5. Zeke Rodriguez, Azusa Pacific CA, 3:47.99
6. Charles Cedeno, Central State OK, 3:48.11

5000-METER RUN

1. Garry Henry, Pembroke State NC, 14:13.05
2. Dave Finnestad, Malone OH, 14:25.82
3. Paul Peterson, Saginaw Valley MI, 14:27.86
4. Jerrold Wynia, Dordt IA, 14:31.08
5. Dave Sederquist, Moorhead State MN, 14:34.10
6. Sam Montoya, Adams State CO, 14:39.9

10,000-METER RUN

1. Garry Henry, Pembroke State NC, 29:30.76
2. Jerrold Wynia, Dordt IA, 29:46.43
3. Arnie Falk, Valley City ND, 29:49.30
4. Paul Peterson, Saginaw Valley MI, 29:56.48
5. Ken Hunter, Black Hills SD, 30:09.19
6. Hernando Hernandez, Southern Utah, 30:10.92

Steeplechase

1. Kregg Einspahr, Concordia NE, 8:51.74
2. Paul Voss, Wisconsin-LaCrosse, 9:06.41
3. Scott Vanatta, Western State CO, 9:12.68
4. Shawn Martin, Anderson IN, 9:22.55
5. Scott Campbell, Malone OH, 9:22.55
6. Kirby Herschberger, Manchester IN, 9:22.86

10,000-METER WALK

- Mississippi Valley (Walter Swan, Carlos Strickland, Randolph Dixon, Eugene Sanders), 3:11.73
- Pembroke State NC (Ben Major, Tony Reid, Darick Bradley, Bob Watts), 3:12.76
- Prairie View TX, 3:13.09
- Abilene Christian TX, 3:13.10
- McMurry TX, 3:13.84

DISCUS

- Roger Axelsson, Point Loma CA, 56.00 (183-9)
- Paul Kendrick, Hamline MN, 53.30 (174-10)
- J.R. Hanley, East Texas State, 52.60 (172-7)
- David Simmons, Abilene Christian TX, 51.10 (167-8)
- Jaqua Martin, Linfield OR, 49.96 (163-11)
- Doug Barnett, Azusa Pacific CA, 49.48 (162-4)

LONG JUMP

- Greg Johnson, Abilene Christian TX, 7.46 (24-5 1/2)
- Thomas Hagen, Arkansas Tech, 7.30 (23-11 1/2)
- Mose Kelly, St. Augustine's NC, 7.15 (23-5 1/2)
- Sammy Epps, Southern Arkansas, 7.11 (23-4)
- Tony Reid, Pembroke State NC, 7.06 (23-1 1/4)
- Kevin Henning, Doane NE, 7.02 (23-1/2)

HIGH JUMP

- Carl Garcia, Prairie View TX, 2.16 (7-1)
- Bryan Richardson, Manchester IN, 2.11 (6-11)
- Randy DeBuhr, Midland Lutheran NE, 2.11 (6-11)
Chris Murdock, Pittsburg State KS, 2.11 (6-11)
- Joe Bob Wise, Arkansas Tech, 2.11 (6-11)
- Greg Coats, St. Augustine's NC, 2.11 (6-11)
James Hawkins, Tarleton State TX, 2.11 (6-11)

NOTE: Top 6 individuals in each event and top 3 in each relay were named NAIA All-Americans

POLE VAULT

- Billy Olson, Abilene Christian TX, 5.56 (18-3)
- Brad Pursley, Abilene Christian TX 5.23 (17-2)
- Dale Jenkins, Abilene Christian TX, 5.08 (16-8)
- Bobby Williams, Abilene Christian TX, 4.93 (16-2)
- Kurt Siebold, Oklahoma Christian, 4.93 (16-2)
- David Elbers, Saginaw Valley MI, 4.80 (15-8)

TRIPLE JUMP

- David McFadgen, Virginia State, 16.19 (53-1 1/2)
- Charles Swindell, Pembroke State NC, 15.48 (50-9 1/2)
- Dorant Bartlett, St. Augustine's NC, 14.77 (48-5 1/2)
- Jerry Hollingshead, Western State CO, 14.63 (48-0)
- Wayne Sweet, Central Washington, 14.58 (47-10)
- Norman Mitchell, St. Augustine's NC, 14.56 (47-9 1/4)

SHOT PUT

- Mike Manders, Hamline MN, 18.60 (61-1/4)
- Mike Gallagher, East Texas, 17.82 (58-5 1/2)
- David Simmons, Abilene Christian TX, 17.50 (57-5)
- Doug Barnett, Azusa Pacific CA, 17.15 (56-3 1/4)
- Paul Kendrick, Hamline MN, 16.70 (54-9 1/2)
- Byron Sawyer, Angelo State TX, 16.66 (54-8)

DECATHLON

- Greg Culp, Arkansas-Monticello, 7304
- Russ Jewett, Pittsburg State KS, 6956
- Blake Harris, Western New Mexico, 6791
- Greg Hansen, Willamette OR, 6770
- Marty Honea, Point Loma CA, 6685
- Blake Surina, Western Washington, 6678

TEAM CHAMPIONSHIP RESULTS

| <u>YEAR</u> | <u>SITE</u> | <u>CHAMPION</u> | <u>POINTS</u> | <u>RUNNER-UP</u> | <u>POINTS</u> |
|-------------|-------------|----------------------|---------------|----------------------|---------------|
| 1952 | Abilene, TX | Abilene Christian TX | 74 | San Diego State CA | 45 |
| 1953 | Abilene, TX | South Dakota State | 48 | Abilene Christian TX | 42 |

1. Casandra Graham, Prairie View TX, 11.82
2. Antionette Gilbert, St. Augustine's NC, 11.86
3. Shelia Labone, Prairie View TX, 12.06
4. Renita Dingle, Virginia State, 12.17
5. Denise Daye, St. Augustine's NC, 12.20
6. Cathy Donald, Panhandle State OK, 12.23

200-METER DASH

1. Casandra Graham, Prairie View TX, 24.03
2. Shelia Labone, Prairie View TX, 24.38
3. Antionette Gilbert, St. Augustine's NC, 24.65
4. Lori Risenhoover, Adams State CO, 24.80
5. Renita Dingle, Virginia State, 24.98
6. Kathy Donald, Panhandle State OK, 25.01

400-METER DASH

1. Easter Gabriel, Prairie View TX, 52.53
2. Loretta Edwards, Prairie View TX, 53.49
3. Carol Williams, Mississippi Valley, 54.55
4. Sheila Ingram, St. Augustine's NC, 54.95
5. Delores Stewart, Westminster MO, 55.69
6. Ossie Gilmore, Wiley TX, 57.42

800-METER RUN

1. Denise Day, Midland NE, 2:12.61
2. Mary Sedall, Adams State CO, 2:13.84
3. Cheryl Phares, Emporia State KS, 2:15.52
4. Sue Robinson, Western Washington, 2:16.28
5. Colleen Booms, Saginaw Valley MI, 2:16.94
6. Lee Ann Yanik, Saginaw Valley MI, 2:19.70

1500 METER RUN

1. Debbie Spino, Wisconsin-Parkside, 4:35.47
2. Marilyn Thibodeau, Western Washington, 4:39.16
3. Colleen Booms, Saginaw Valley MI, 4:41.52
4. Janet Lee, Wayne State NE, 4:43.26
5. Marilyn Martin, Point Loma CA, 4:45.17
6. Diane Marshall, Arkansas College, 4:47.02

3000-METER RUN

1. Mary Jaqua, Adams State CO, 10:04.15
2. Cindy Campbell, Berry GA, 10:18.85

400-METER HURDLES

1. Margaret Gamble, Prairie View TX, 59.30
2. Valerie Belevender, Saginaw Valley MI, 1:02.02
3. Lori Churchwell, Missouri Southern, 1:02.33
4. Wendy Malich, Western Washington, 1:04.07
5. Kathy Grimes, Missouri Valley, 1:04.39
6. Michele Augustyn, Emporia State KS, 1:04.77

MARATHON

1. Liz Garman, Azusa Pacific CA, 3:03.00.43
2. Angie Pikschus, School of the Ozarks MO, 3:04.31
3. Sharon Foster, Adams State CO, 3:11.11
4. Tracy Steele, Berry GA, 3:20.03
5. Jackie Zerr, Marymount KS, 3:20.27
6. K.C. Curran, Marymount KS, 3:22.12

4 X 100 METER RELAY

1. Prairie View TX (Shelia Labome, Casandra Graham, Loretta Edwards, Easter Gabriel), 45.25
2. St. Augustine's NC (Mary Gardin, Sheila Ingram, Antionette Gilbert, Denise Daye), 46.74
3. Mississippi Valley (Rene Lloyd, Carol Williams, Coreine Pringle, Gwen Williams), 47.33
4. Hampton Institute VA, 48.09
5. Adams State CO, 48.14
6. Hillsdale MI, 48.23

800-METER MEDLEY RELAY

1. Prairie View TX (Lynn Gamble, Loretta Edwards, Casandra Graham, Easter Gabriel), 1:39.32
2. St. Augustine's NC (Mary Gardin, Denise Daye, Antionette Gilbert, Sheila Ingram), 1:42.55
3. Mississippi Valley (Rene Lloyd, Gwen Williams, Vogel Newsome, Carol Williams), 1:43.06
4. Hampton Institute VA, 1:46.71
5. Wayne State NE, 1:48.25
6. Bethel KS, 1:49.22

4 X 400 METER RELAY

1. Prairie View TX (Shelia Labome, Loretta Edwards, Lynn Gamble, Easter Gabriel), 3:37.82
2. Adams State CO (Connie Calkin, Mary Sedall, Patt Babbkewich, Lori Risenhoover), 3:50.04

5. Charmaine Collins, Azusa Pacific CA, 1.625 (5-4)
6. Lark Durnell, Chadron State NE, 1.625 (5-4)

JAVELIN

1. Carol Woodside, Hampton Institute VA, 44.38 (145-7)
2. Edye Lea, Texas A&I, 42.58 (139-8)
3. Janette Poitier, St Augustine's NC, 42.24 (138-7)
4. Joan Williamson, Western Washington, 41.86 (137-)
5. Lisa Bouwhuis, Southern Utah, 40.24 (132-0)
6. Janet Essmann, Midland NE, 40.22 (131-11)

SHOT PUT

1. Karen Waddell, Prairie View TX, 14.36 (47-1 1/2)
2. Patricia Thomas, Prairie View TX, 13.52 (44-4 1/4)
3. Lynette Antoine, St. Augustine's NC, 13.42 (44-1/4)

Note: The top 6 individuals in each event and top 3 in each relay were named NAIA All-Americans

TEAM CHAMPIONSHIP RESULTS

| <u>YEAR</u> | <u>SITE</u> | <u>CHAMPION</u> | <u>POINTS</u> | <u>RUNNER-UP</u> | <u>POINTS</u> |
|-------------|----------------|-----------------|---------------|------------------|---------------|
| 1981 | Houston TX | Texas Southern | 115 1/2 | Prairie View TX | 68 |
| 1982 | Charleston, WV | Prairie View TX | 117 | Adams State CO | 73 |

HERBERT B MARETT OUTSTANDING PERFORMER AWARD

- 1981 Wendy Burman, Wisconsin-Parkside
- 1982 Mary Jaqua, Adams State CO

COACHES-OF-THE-YEAR

- 1981 LaVerne Sweat, Hampton Institute VA
- 1982 Rocky Light, Adams State CO

NATIONAL MEET RECORDS

100-METER DASH

Cassandra Graham, Prairie View TX, 1982 11.82

200-METER DASH

Angel Doyle, Southern LA, 1981 23.98

400-METER DASH

Easter Gabriel, Prairie View TX, 1982 52.53

800-METER RUN

Cheritta Jackson, Texas Southern, 1981 2:12.05

1500-METER RUN

Mary Damiani, Southern Utah State, 1981 4:32.35

3000-METER RUN

Mary Jaqua, Adams State CO, 1982 10:04.15

5000-METER RUN

MARATHON

Wendy Burman, Wisconsin-Parkside, 1981 2:59:44.10

4 X 100 METER RELAY

Prairie View TX (Shelia Labome, 45.25
Cassandra Graham, Loretta Edwards, Easter
Gabriel), 1982

800 METER MEDLEY RELAY

Prairie View TX (Lynn Gamble, Loretta 1:39.32
Edwards, Cassandra Graham, Easter
Gabriel), 1982

4 X 400 METER RELAY

Prairie View TX (Shelia Labome, Loretta 3:37.82
Edwards, Lynn Gamble, Easter Gabriel),
1982

4 X 800 METER RELAY

Texas Southern (Cassandra, Scott, Madonna, 8:54.34)

Eastern Michigan in 1971 to win the 17th annual men's division while Texas Southern overwhelmed the rest of the field to capture the 2nd annual women's division team title.

Six records were bested in the men's division and 10 more were shattered in the women's division but the weekend belonged to Saginaw Valley and Abilene Christian University TX pole vaulter Billy Olson.

Saginaw Valley did not win an event but scored in nine of the 13 running events and just two of the six field events for its total of 68 points. The Cardinals' top

the premier pole vaulter in the country, did not disappoint the fans who showed up Saturday night to watch him perform.




The Abilene, Texas senior established a world best with his leap of 18-10 (5.74 meters). As expected, ACU dominated the pole vault, gaining the first four places, enabling them to tie Texas Southern for second place with 63 points each.

Olson was named the meet's most outstanding performer (men's division) but received stiff competition from Wayland Baptist TX's Joel Ngetich, who was a double winner in the 880 and 1,000 yard runs; Mississippi

In the women's division Cathy Schmidt of Saginaw Valley won the 880 and 1,000 yard runs to win most outstanding performer honors but Texas Southern used its superior depth to pile up 101½ points to outdistance runner-up Prairie View TX 74.

Texas Southern won four events — 60-yard dash, 60-yard hurdles, two-mile relay and distance medley relay and scored in nine of the 11 running events.

The record book took a beating with 10 of the 14 events producing new marks.





Brenda Pitts (right) of Missouri Southern, is presented the Hustle Award from Phyllis Holmes, Chair of the Women's Tournament Committee.

NAIA WOMEN'S CHAMPIONSHIP GAME BOX SCORE

| SOUTHWESTERN OKLA (80) | FG-FGA | FT-FTA | RBS | PF | PTS |
|-------------------------------|---------------|---------------|------------|-----------|------------|
| Kelli Litsch | 9-19 | 0-1 | 12 | 3 | 18 |
| Chelly Belanger | 7-12 | 1-2 | 9 | 3 | 15 |
| Anita Foster | 6-9 | 1-2 | 4 | 3 | 13 |
| Mary Champion | 4-9 | 0-1 | 4 | 0 | 8 |
| Cindy Adair | 0-1 | 0-0 | 0 | 0 | 0 |
| Pat Jacques | 3-5 | 0-0 | 0 | 0 | 6 |
| Vickie Seal | 3-4 | 4-4 | 3 | 2 | 10 |
| Susan Mounts | 1-1 | 0-0 | 0 | 0 | 2 |
| Jan Cheadle | 2-2 | 0-0 | 0 | 1 | 4 |
| Mindy Mayfield | 1-1 | 0-0 | 0 | 0 | 2 |
| Totals | 37-64 | 6-10 | 33 | 13 | 80 |

| MISSOURI SOUTHERN (45) | FG-FGA | FT-FTA | RBS | PF | PTS |
|-------------------------------|---------------|---------------|------------|-----------|------------|
| | | | | | |

2ND ANNUAL NAIA NATIONAL WOMEN'S BASKETBALL TOURNAMENT RESULTS

QUARTERFINALS

Southwestern Oklahoma 77, Spring Garden PA 43
 Saginaw Valley MI 65, Texas Southern 58
 Missouri Southern 74, Charleston WV 65
 Berry GA 102, California Baptist 65

SEMIFINALS

Southwestern Oklahoma 84, Saginaw Valley MI 70
 Missouri Southern 59, Berry GA 57

THIRD PLACE

Saginaw Valley 71, Berry GA 61

CHAMPIONSHIP

Southwestern Oklahoma 80, Missouri Southern 45

ALL-TOURNAMENT TEAMS

First Team

| | | |
|----------------------------------|-------------------------------|--------------------------------|
| 9. Northwood Institute MI.....24 | 24. Moorhead State MN.....7 | 39. Dickinson State ND.....1 ¾ |
| 10. Hampton Institute VA.....18 | 25. Carson-Newman TN.....6 | Kearney State NE.....1 |
| Pittsburg State KS.....18 | 26. Bethany KS.....5 | School of Ozarks MO.....1 |
| 12. Wisconsin-Parkside.....16 | 27. David Lipscomb TN.....4 | Southern Arkansas.....1 |
| 13. Doane NE.....15 | Spring Arbor MI.....4 | Wisconsin-Stout.....1 |
| 14. Adams State CO.....14½ | 29. Ouachita Baptist AR.....3 | 44. Fort Hays KS.....½ |

RESULTS

60-YARD DASH: 1. **Freddie Johnson, Hampton Institute VA**, 6.18; 2. Albert Lawrence, Abilene Christian TX, 6.20; 3. Larry White, Mississippi Valley, 6.22; 4. Innocent Egbanike, Azusa Pacific CA, 6.25; 5. Steve Parker, Abilene Christian TX, 6.27; 6. Michael Hill, Southern Arkansas, 6.29.

60-YARD HIGH HURDLES: 1. **Steve Parker, Abilene Christian TX**, 7.19 (NAIA Record. Former record 7.26, Ricky Davenport, Southern LA, 1978); 2. Robert Thomas, Prairie View TX, 7.36; 3. Robert Johnson, Wayland Baptist TX, 7.38; 4. Ed Brown, Saginaw Valley MI, 7.43; 5. Derrick King, Prairie View TX, 7.54; 6. Johnny Shaw, Texas Southern, 7.65.

440-YARD DASH: 1. **Kevin Jones, Northwood Institute MI**, 48.27; 2. Ed Brown, Saginaw Valley MI, 48.67; 3. Evans Lalas, Saginaw Valley MI, 49.23; 4. Tyrone Cross, Texas Southern, 49.33; 5. Robert Brown, Hampton Institute VA, 49.90; 6. Eric Pierce, Prairie View TX, 50.57.

600-YARD RUN: 1. **Eugene Sanders, Mississippi Valley**, 1:11.66; 2. Eric Pierce, Prairie View TX, 1:12.37; 3. Randolph Dixon, Mississippi Valley, 1:12.73; 4. John Wallace, Texas Southern, 1:12.76; 5. Elton Brown, Texas Southern, 1:13.57; 6. Darren Harsin, Doane NE, 1:13.84.

880-YARD RUN: 1. **Joel Ngetich, Wayland Baptist TX**, 1:52.03; 2. Brian Starks, Texas Southern, 1:53.37; 3. Mel Trahan, Prairie View TX, 1:54.46; 4. Dan Riley, Doane NE, 1:55.18; 5. Ken Plude, Saginaw Valley MI, 1:56.25; 6. Jeff Wachter, Wisconsin-Stout, 1:56.42.

1,000-YARD RUN: 1. **Joel Ngetich, Wayland Baptist TX**, 2:11.02; 2. Dan Prose, Saginaw Valley MI, 2:13.54; 3. Steve Merline, Wisconsin-Oshkosh, 2:14.00; 4. Ed LaBair, Saginaw Valley MI, 2:14.44; 5. Paul Wiczarke, Mid-America Nazarene KS, 2:14.58; 6. Raymond Brown, Ouachita Baptist AR, 2:14.59.

MILE RUN: 1. **Kregg Einspahr, Concordia, NE**, 4:06.34 (NAIA Record. Former record 4:08.15, John Esquibel, Adams State CO, 1981); 2. Dale Schoolmeester, Northwestern IA, 4:15.44; 3. Dave Sederquist, Moorhead State MN, 4:15.94; 4. John Darga, Saginaw Valley MI, 4:16.72; 5. Charles Blueback, Metropolitan

Douglas Turner, Robert Brown), 3:19.68; 4. Northwood Institute MI, 3:20.29; 5. Ouachita Baptist AR, 3:23.49; 6. Wayland Baptist TX, 3:29.27.

TWO-MILE RELAY: 1. **Doane NE** (Brian Commins, Shane Peterson, John Cox, Dan Riley), 7:48.58; 2. Texas Southern (Tyrone Cross, Elton Brown, John Wallace, Brian Starks), 7:48.92; 3. Southwestern KS (Terry Couch, Jim Podschun, Chris Turner, Mike Lambing) 7:54.18; 4. Prairie View TX, 7:55.64; 5. Oklahoma Christian, 7:57.27; 6. Dickinson State ND, 7:58.20.

DISTANCE MEDLEY RELAY: 1. **Central State OK** (Kenny King, Robert Diggs, Rick Baker, Charlie Cedeno), 10:12.73; 2. Pittsburg State KS (John Johnson, Darryl Ramsey, Robert Marquardt, Willie Walsh), 10:13.25; 3. Wisconsin-LaCrosse (John Gessert, Don Groshan, Mike Uhrich, Paul Voss), 10:13.50; 4. Southwestern KS, 10:15.00; 5. Saginaw Valley MI, 10:20.54; 6. Northwestern IA, 10:21.32.

TRIPLE JUMP: 1. **Britt Courville, Texas Southern**, 15.90 (52-2); 2. Bradford Johnson, Texas Southern, 14.87 (48-9½); 3. Peter Green, Abilene Christian TX, 14.82 (48-7½); 4. Ed Brown, Saginaw Valley MI, 14.79 (48-6¼); 5. Bill Patza, Wisconsin-LaCrosse, 14.75 (48-4¾); 6. Don Bunker, Malone OH, 14.70 (48-2¾).

HIGH JUMP: 1. **Mark Norman, Northwood Institute MI**, 2.20 (7-2¾) (NAIA Record. Former record 7-2, Vic White, Eastern Washington, 1980); 2. Carl Carica, Prairie View TX, 2.16 (7-1); 3. Larry Clapp, Carson-Newman TN, 2.13 (7-0); 4. Jerry Hollingshead, Western State CO, 2.08 (6-10); Keith Herring, Harding AR, 2.08 (6-10); Tom Palmer, Ottawa KS, 2.08 (6-10); Larry Meyer, Midland Lutheran NE, 2.08 (6-10).

SHOT PUT: 1. **Doug Barnett, Azusa Pacific CA**, 17.54 (57-6¾); 2. William Gillespie, Liberty Baptist VA, 17.03 (55-10½); 3. Bill Holtom, Pittsburg State KS 16.56 (54-4); 4. Flip Jones, David Lipscomb TN, 16.47 (54-0½); 5. Paul Kendrick, Hamline MN

60-YARD DASH: 1. Katherine Wallace, Texas Southern, 6.87 (NAIA Record. Former record 6.99, Esther Hope, Jackson State MS, 1981); 2. Shelia Labome, Prairie View A&M TX, 6.91; 3. Gwendolyn Williams, Mississippi Valley, 7.10; 4. Casandra Graham, Prairie View A&M TX, 7.14; 5. Linda Weekly, Texas Southern, 7.15; 6. Sharon Lowry, Texas Southern, 7.32.

60-YARD HURDLES: 1. Linda Weekly, Texas Southern, 7.96; 2. Thomasina Busch, Hampton Institute VA, 8.07; 3. Carmen Porter, Texas Southern, 8.35; 4. Colleen Donnelly, Adams State CO, 8.41; 5. Eugenia Perkins, Texas Southern, 8.45; 6. Kelley Peterson, Wayne State NE, 8.63.

440-YARD DASH: 1. Loretta Edwards, Prairie View A&M TX, 57.32 (NAIA Record. Former record 57.78, Brenda Owens, Jackson State MS, 1981); 2. Jeanice Gunner, Texas Southern, 57.90; 3. Joyce Townson, Texas Southern, 58.03; 4. Shelia Labome, Prairie View A&M TX, 58.06; 5. Delvis Burroughs, Prairie View A&M TX, 58.50.

600-YARD RUN: 1. Easter Gabriel, Prairie View A&M TX, 1:23.97 (NAIA Record. Former record 1:25.05, Radious Jacobs, Jackson State MS, 1981); 2. Vogel Newsome, Mississippi Valley, 1:24.81; 3. Angie Sibby, Mississippi Valley, 1:26.70; 4. Mary Sedall, Adams State CO, 1:27.48; 5. Dona Driscoll, Wisconsin-Parkside, 1:27.59; 6. Kelly Vasold, Saginaw Valley MI, 1:28.70.

880-YARD RUN: Cathy Schmidt, Saginaw Valley MI, 2:18.95; 2. Cheritta Jackson, Texas Southern, 2:19.41; 3. Tawonna Thompson, Texas Southern, 2:21.34; 4. Sandra Scott, Texas Southern, 2:23.60; 5. Harvellia Newsome, Mississippi Valley, 2:24.40; 6. Denise Day, Midland Lutheran NE, 2:24.69.

1,000-YARD RUN: 1. Cathy Schmidt, Saginaw Valley MI, 2:39.83 (NAIA Record. Former record 2:40.36, Donna Bean, Jackson State MS, 1981); 2. Madonna Redd, Texas Southern, 2:39.88; 3. Mary Drey, Midland Lutheran NE, 2:46.02; 4. Lee Ann Yanik, Saginaw Valley MI, 2:46.86; 5. Joan Jilka, Fort Hays State KS, 2:48.39; 6. Lynn Mack, Doane NE, 2:49.43.

MILE RUN: 1. Debbie Spino, Wisconsin-Parkside, 5:11.46 (NAIA Record. Former record 5:11.63, Kellie Benzow, Wisconsin-Parkside, 1981); 2. Kathy Bowman, Saginaw Valley MI, 5:16.00; 3. Lynn Mack, Doane NE, 5:21.97; 4. Cindy Reinhart, Saginaw Valley MI, 5:24.11; 5. Angelia Jackson, Mississippi Valley, 5:24.91; 6. Gayla Rothers, Pittsburg State KS, 5:27.60.

TWO-MILE RUN: 1. Angie Pkschus, School of Ozarks MO, 10:40.47 (NAIA Record. Former record 10:47.16, Wendy Burman,

DISTANCE MEDLEY RELAY: 1. Texas Southern (Jeanice Gunner, Cheritta Jackson, Towanna Thompson, Leslie Devereaux), 12:41.01 (NAIA Record. First time for event); 2. Midland Lutheran NE (Denise Ricciotti, Susan Downer, Shelly Downer, Amy Doerr), 12:42.82; 3. Saginaw Valley MI (Colleen Boome, Reta Robinson, Cindy Reinhart, Kathy Bowman), 12:50.82; 4. Kearney State NE, 13:13.06; 5. Emporia State KS, 13:13.71.

HIGH JUMP: 1. Paula Benne, Mid-America Nazarene KS, 1.65 (5-5); 2. Donna Kuhlengel, Kearney State NE, 1.65 (5-5); 3. Stacy Jakubowski, Kearney State NE, 1.625 (5-4); 4. Susie Burnham, Kearney State NE, 1.625 (5-4); 5. Lynn Bradshaw, Fort Hays State KS, 1.575 (5-2); 6. Cindy Pool, Southern Colorado, 1.575 (5-2); Sharon Lowry, Texas Southern, 1.575 (5-2).

SHDT PUT: 1. Karen Waddell, Prairie View A&M TX, 14.58 (47-10 $\frac{1}{4}$) (NAIA Record. Former record 46-8 $\frac{1}{2}$, Karen Waddell, Prairie View TX, 1981); 2. Vandora Wilson, Fort Hays State KS, 13.47 (44-2 $\frac{1}{2}$); 3. Loretta Fidel, Adams State CO, 13.33 (43-8 $\frac{3}{4}$); 4. Patricia Thomas, Prairie View A&M TX, 13.07 (42-10 $\frac{1}{2}$); 5. Cindy Young, Adams State CO, 13.06 (42-10 $\frac{1}{4}$); 6. Becky Edgren, Kearney State NE, 12.68 (41.7 $\frac{1}{2}$).

LONG JUMP: 1. Thomasina Busch, Hampton Institute VA, 5.91 (19-4 $\frac{3}{4}$) (NAIA Record. Former record 18-7 Lori Risenhoover, Adams State CO, 1981); 2. Vogel Newsome, Mississippi Valley, 5.91 (19-4 $\frac{3}{4}$); 3. Margaret Lynn Gamble, Prairie View TX, 5.53 (18-1 $\frac{3}{4}$); 4. Delvia Burroughs, Prairie View A&M TX, 5.51 (18-1); 5. Lark Darnell, Chadron State NE, 5.13 (16-10); 6. Reta Goodrich, Chadron State NE, 5.10 (16-8 $\frac{3}{4}$).



RESULTS60-YARD DASH

- 1 Freddie Johnson, Hampton Institute VA, 6.18
- 2 Albert Lawrence, Abilene Christian TX, 6.20
- 3 Larry White, Mississippi Valley, 6.22
- 4 Innocent Egbanike, Azusa Pacific CA, 6.25
- 5 Steve Parker, Abilene Christian TX, 6.27
- 6 Michael Hill, southern Arkansas, 6.29

60-YARD HIGH HURDLES

- 1 Steve Parker, Abilene Christian TX, 7.19
- 2 Robert Thomas, Prairie View TX, 7.36
- 3 Robert Johnson, Wayland Baptist TX, 7.38
- 4 Ed Brown, Saginaw Valley MI, 7.43
- 5 Derrick King, Prairie View TX, 7.54
- 6 Johnny Shaw, Texas Southern, 7.65

440-YARD DASH

- 1 Kevin Jones, Northwood Institute MI, 48.27
- 2 Ed Brown, Saginaw Valley MI, 48.67
- 3 Evans Lalas, Saginaw Valley MI, 49.23
- 4 Tyrone Cross, Texas Southern, 49.33
- 5 Robert Brown, Hampton Institute VA, 49.90
- 6 Eric Pierce, Prairie View TX, 50.57

600-YARD RUN

- 1 Eugene Sanders, Mississippi Valley, 1:11.66
- 2 Eric Pierce, Prairie View TX, 1:12.37
- 3 Randolph Dixon, Mississippi Valley, 1:12.73
- 4 John Wallace, Texas Southern, 1:12.76
- 5 Elton Brown, Texas Southern, 1:13.57
- 6 Darren Harsin, Doane NE, 1:13.84

380-YARD RUN

- 1 Joel Ngetich, Wayland Baptist TX, 1:52.03
- 2 Brian Starks, Texas Southern, 1:53.37
- 3 Mel Trahan, Prairie View Tx, 1:54.46
- 4 Dan Riley, Doane NE, 1:55.18
- 5 Ken Plude, Saginaw Valley MI, 1:56.25
- 6 Jeff Wachter, Wisconsin-Stout, 1:56.42

TWO-MILE RUN

- 1 Pat Porter, Adams State CO, 8:51.13
- 2 Joel Marchand, Malone OH, 8:59.03
- 3 Paul Peterson, Saginaw Valley MI, 9:04.05
- 4 Willie Walsh, Pittsburg State KS, 9:09.24
- 5 David Mitchell, Park MO, 9:10.01
- 6 John Thomas, Adams State CO, 9:12.39
- J.P. Worcester, Fort Hays State KS, 9:12.39

THREE MILE RUN

- 1 Jerrold Wynn, Dordt IA, 13:57.88
- 2 Jerry Husz, Wisconsin-LaCrosse, 13:59.94
- 3 Duane Johnson, Saginaw Valley MI, 14:01.75
- 4 Peter Graham, Adams State CO, 14:03.28
- 5 Tom Maxson, Wisconsin-Oshkosh, 14:12.32
- 6 Nick DeCola, Wisconsin-LaCrosse, 14:14.49

TWO MILE WALK

- 1 Tom Edwards, Wisconsin-Parkside, 13:32.71
- 2 Tim Gifford, Wisconsin-LaCrosse, 13:40.39
- 3 Don Lawrence, Wisconsin-Parkside, 14:00.04
- 4 Mel McGinnis, Spring Arbor MI, 14:11.83
- 5 Fabian Knizacky, Aquinas MI, 14:44.09
- 6 None

MILE RELAY

- 1 Mississippi Valley (Larry White, Nat Sloan, Randolph Dixon, Eugene Sanders), 3:17.22
- 2 Saginaw Valley MI (Ev Lalas, Rick Brown, Bill Olson, Ed Brown), 3:18.41
- 3 Hampton Institute VA (Freddie Johnson, Edrin Symonette, Douglas Turner, Robert Brown), 3:19.68
- 4 Northwood Institute MI, 3:20.29
- 5 Ouachita Baptist AR, 3:23.49
- 6 Wayland Baptist TX, 3:29.27

TWO-MILE RELAY

- 1 Doane NE (Brian Commins, Shane Peterson, John Cox.

SHOT PUT

| | |
|---|--|
| 1. Doug Barnett, Azusa Pacific CA, 17.54 (57-6 3/4) | 1. Doug Barnett, Azusa Pacific CA, 19.88 (65-2 3/4) |
| 2. William Gillespie, Liberty Baptist VA, 17.03 (55-10 1/2) | 2. Jon Wolitarsky, Azusa Pacific CA, 16.70 (54-9 1/2) |
| 3. Bill Holtom, Pittsburg State KS, 16.56 (54-4) | 3. Ben Laser, Saginaw Valley MI, 16.22 (53-2 3/4) |
| 4. Flip Jones, David Lipscomb TN, 16.47 (54-0 1/2) | 4. Walter Hamilton, Oklahoma Christian, 15.90 (52-2 1/4) |
| 5. Paul Kendrick, Hamline MN, 16.40 (53-9 3/4) | 5. David Simmons, Abilene Christian TX 15.50 (50-10 1/4) |
| 6. David Simmons, Abilene Christian TX, 16.24 (53-3 1/2) | 6. Jeff Clark, Bethany KS, 15.50 (50-10 1/4) |

NOTE: Top 6 individuals in each event and top 3 in each relay were named NAIA All-Americans

TEAM CHAMPIONSHIP RESULTS

| <u>YEAR</u> | <u>SITE</u> | <u>CHAMPION</u> | <u>POINTS</u> | <u>RUNNER-UP</u> | <u>POINTS</u> |
|-------------|-----------------|---|---------------|--|---------------|
| 1966 | Kansas City, MO | Southern-Baton Rouge LA | 87 | Fort Hays State KS | 72 |
| 1967 | Kansas City, Mo | Southern-Baton Rouge LA | 102 | Texas Southern | 92 |
| 1968 | Kansas City, MO | Prairie View A&M TX | 70 | Texas Southern | 67 1/2 |
| 1969 | Kansas City, MO | Eastern Michigan | 96 1/3 | Prairie View A&M TX | 52 |
| 1970 | Kansas City, MO | Eastern Michigan | 73 | Prairie View A&M TX | 31 |
| 1971 | Kansas City, MO | Eastern Michigan | 66 3/4 | Dallas Baptist TX | 32 |
| 1972 | Kansas City, MO | Dallas Baptist TX | 30 | Prairie View A&M TX | 27 |
| 1973 | Kansas City, MO | Jackson State MS | 43 | Eastern New Mexico | 37 |
| 1974 | Kansas City, MO | Texas Southern | 45 | Jackson State MS | 41 |
| 1975 | Greensboro, NC | Jackson State MS | 57 | Eastern New Mexico | 46 |
| 1976 | Greensboro, NC | Jackson State MS | 78 | Eastern New Mexico | 33 1/6 |
| 1977 | Kansas City, MO | Jackson State MS | 85 | Oklahoma Christian/ Southern-Baton Rouge LA | 38 38 |
| 1978 | Kansas City, MO | Abilene Christian TX/ Jackson State MS | 75 75 | Southern-Baton Rouge LA (third place) | 48 |
| 1979 | Kansas City, MO | Jackson State MS | 73 | Abilene Christian TX | 53 1/2 |
| 1980 | Kansas City, MO | Vacant | | Prairie View A&M TX | 53 1/2 |
| 1981 | Kansas City, MO | Texas Southern | 80 | Jackson State MS | 51 |
| 1982 | Kansas City, MO | Saginaw Valley MI | 68 | Texas Southern Abilene Christian TX | 63 63 |

ALL-TIME TEAM CHAMPIONSHIPS

| | | | | | |
|-------------------------|---|----------------------|---|-------------------|---|
| Jackson State MS | 6 | Texas Southern | 2 | Prairie View TX | 1 |
| Eastern Michigan | 3 | Abilene Christian TX | 1 | Saginaw Valley MI | 1 |
| Southern-Baton Rouge LA | 2 | Dallas Baptist TX | 1 | | |

ALL-TIME INDIVIDUAL CHAMPIONSHIPS

| | | | | | |
|-------------------------|----|---------------------|---|------------------------|---|
| Jackson State MS | 24 | Ouachita Baptist AR | 4 | Southern California C. | 3 |
| Prairie View TX | 20 | Azusa Pacific CA | 3 | Wayland Baptist TX | 3 |
| Southern-Baton Rouge LA | 18 | Concordia NE | 3 | Westmont CA | 3 |
| | | | | Central Michigan | 2 |

Andy Steben, Occidental CA (pole vault, 1967-68-69)
 Evans White, Prairie View A & M TX (880-yard run, 1978-79-80)

OUTSTANDING PERFORMERS

1966 George Anderson, Texas Southern
 1967 Jim Hines, Texas Southern
 1968 Van Nelson, St. Cloud State MN
 1969 Eric Nesbitt, Eastern Michigan
 1970 Al Feuerbach, Emporia State KS
 1971 Rex Maddaford, Eastern New Mexico
 1972 Ricky Parris, McMurry TX
 1973 Mike Boit, Eastern New Mexico
 1974 Tommy Fulton, Texas Southern
 1975 Mike Boit, Eastern New Mexico
 1976 Mike Boit, Eastern New Mexico
 1977 Gerald Masterson, Ouachita Baptist AR
 1978 Kenneth Brimmer, Jackson State MS (Field)
 John Kebiro, Abilene Christian TX (Track)
 1979 Billy Olson, Abilene Christian TX (Field)
 Evans White, Prairie View A&M TX (Track)
 1980 Billy Olson, Abilene Christian TX (Field)
 Evans White, Prairie View A&M TX (Track)
 1981 Kevin Jones, Northwood Institute MI
 1982 Billy Olson, Abilene Christian TX

COACHES OF THE YEAR

1966 Richard Hill, Southern-Baton Rouge LA
 1967 Richard Hill, Southern-Baton Rouge LA
 1968 Hoover Wright, Prairie View A&M TX
 1969 Robert Parks, Eastern Michigan
 1970 Robert Parks, Eastern Michigan
 1971 Robert Parks, Eastern Michigan
 1972 Cleburne Price, Dallas Baptist TX
 1973 Martin Epps, Jackson State MS
 1974 Dave Bethany, Texas Southern
 1975 Martin Epps, Jackson State MS
 1976 Martin Epps, Jackson State MS
 1977 Martin Epps, Jackson State MS
 1978 Martin Epps, Jackson State MS
 Don Hood, Abilene Christian TX
 1979 Martin Epps, Jackson State MS
 1980 Vacant
 1981 Dave Bethany, Texas Southern
 1982 Doug Hansen, Saginaw Valley MI

NATIONAL MEET RECORDS

* Electronic
 + Hand

60-YARD DASH

* Earl Thomas, Jackson State MS, 1976 6.17
 + Earl Thomas, Jackson State MS, 1975 (p); 5.9
 Jean Louis Ravelomanantsoa, Westmont
 CA, 1971 (p); Jim Hines, Texas Southern,
 1967

60-YARD HIGH HURDLES

* Steve Parker, Abilene Christian TX, 1982 7.19
 + Charles Foster, North Carolina Central, 6.9
 1975; Rodney Milburn, Southern-Baton Rouge
 LA, 1972 (p)

440-YARD DASH

* Kevin Jones, Northwood Institute MI, 1981 47.75

THREE MILE RUN

* Jerrold Wynia Dorrdt, IA, 1982 13:57.88

TWO MILE WALK

* Ray Sharp, Wisconsin-Parkside, 1981 12:56.89

MILE RELAY

* Prairie View TX (Alvin Scott-Clifton 3:17.09
 Terrell-Evans White-Joe Johnson), 1980
 + Southern-Baton Rouge LA (Robert Johnson- 3:15.0
 Webster Johnson-Everett Mason-Theron
 Lewis), 1966

TWO-MILE RELAY

1974 Larry Black, North Carolina Central, 6.1
1975 Earl Thomas, Jackson State MS, 6.0
1976 Earl Thomas, Jackson State MS, 6.17
1977 Joe Franklin, Southern-New Orleans LA, 6.32
1978 Nate Johnson, Hillsdale MI, 6.23
1979 Isadore Johnson, Jackson State MS, 6.26
1980 Alvin Matthias, Adams State CO, 6.1
1981 Larry White, Mississippi Valley, 6.22
1982 Freddie Johnson, Hampton Institute VA, 6.18

60 YARD HIGH HURDLES

1966 Willie Davenport, Southern-Baton Rouge LA, 7.1
1967 Willie Davenport, Southern-Baton Rouge LA 7.0
1968 Roy Hicks, Texas Southern 7.3
1969 William Tipton, Eastern Michigan 7.4
1970 Rodney Milburn, Southern-Baton Rouge LA, 7.1
1971 Fuller Cherry, Arkansas AM&N, 7.4
1972 Rodney Milburn, Southern-Baton Rouge LA, 7.0
1973 Rodney Milburn, Southern-Baton Rouge LA, 7.0
1974 Charles Foster, North Carolina Central, 7.3
1975 Charles Foster, North Carolina Central, 6.9
1976 Ricky Davenport, Southern-Baton Rouge LA, 7.34
1977 Ricky Davenport, Southern-Baton Rouge LA, 7.33
1978 Ricky Davenport, Southern-Baton Rouge LA, 7.26
1979 Edgar Fordham, Southern-Baton Rouge LA, 7.38
1980 Steve Parker, Abilene Christian TX, 7.2
1981 Dwayne Allen, Harding AR, 7.46
1982 Steve Parker, Abilene Christian TX, 7.19

440 YARD DASH

1966 Theron Lewis, Southern-Baton Rouge LA, 48.9
1967 Oliver Ford, Southern-Baton Rouge LA, 49.2
1968 Henry Smothers, Arkansas AM&N, 49.3
1969 Fred Newhouse, Prairie View A&M TX, 49.5
1970 Fred Newhouse, Prairie View A&M TX, 48.6
1971 Alvin Dotson, Prairie View A&M TX, 49.7
1972 Larry Stinson, Southwestern Oklahoma, 49.7
1973 Larry Ellis, Jackson State MS, 50.2
1974 Steve Nichols, Adams State CO, 49.5
1975 Lawrence Davis, Norfolk State VA, 49.50
1976 Jim Bloomingburg, David Lipscomb TN, 49.75
1977 David Law, Langston OK, 48.94

1969 Felix Johnson, Prairie View A&M TX, 1:55.1
1970 Cornelius Shoaf, Grambling State LA, 1:56.1
1971 Thomas Bryan, Loras IA, 1:55.8
1972 Bruce Vogel, Oregon College, 1:55.4
1973 Mike Boit, Eastern New Mexico, 1:57.4
1974 Tommy Fulton, Texas Southern, 1:57.0
1975 Mike Boit, Eastern New Mexico, 1:55.40
1976 Gerald Masterson, Ouachita Baptist AR, 1:56.09
1977 Gerald Masterson, Ouachita Baptist AR, 1:52.22
1978 Evans White, Prairie View A&M TX, 1:54.16
1979 Evans White, Prairie View A&M TX, 1:51.69
1980 Evans White, Prairie View A&M TX, 1:51.34
1981 Joel Ngetich, Wayland Baptist TX, 1:53.04
1982 Joel Ngetich, Wayland Baptist TX, 1:52.03

1,000 YARD RUN

1966 Bruce Carter, Texas Southern, 2:14.6
1967 Terry Morman, Eastern Michigan, 2:13.0
1968 Eric Nesbitt, Eastern Michigan, 2:12.2
1969 Eric Nesbitt, Eastern Michigan, 2:12.5
1970 Kenth Andersson, U.S. International CA, 2:12.2
1971 Steve Boehmer, Fort Hays State KS, 2:14.1
1972 Don Hampton, Simon Fraser CAN, 2:15.1
1973 Jon Nelson, Fort Hays State KS, 2:12.9
1974 Dennis Biel, Wisconsin-Parkside, 2:11.5
1975 Jeff Cushing, Pembroke State NC, 2:18.40
1976 Richard Newman, Texas Southern, 2:11.22
1977 Richard Newman, Texas Southern, 2:09.93
1978 Gerald Masterson, Ouachita Baptist AR, 2:14.44
1979 Michael Watson, Jackson State MS, 2:13.33
1980 Michael Watson, Jackson State MS, 2:11.17
1981 Clifton Perry, Texas Southern, 2:13.53
1982 Joel Ngetich, Wayland Baptist TX, 2:11.02

MILE RUN

1966 John Mason, Fort Hays State KS, 4:20.5
1967 John Mason, Fort Hays State KS, 4:14.0
1968 John Mason, Fort Hays State KS, 4:06.0
1969 Jim Crawford, Harding AR, 4:10.7
1970 Dennis Savage, Westmont CA, 4:11.5
1971 Bob Maplestone, Eastern Washington, 4:10.5
1972 Bob Maplestone, Eastern Washington, 4:13.9

THREE MILE RUN

1979 Fred Torneden, Fort Hays State KS, 14:08.42
1980 Tim Terrill, Adams State CO, 14:03.33
1981 Joel Marchand, Malone OH, 13:59.86
1982 Jerrold Wynia, Dordt IA, 13:57.88

TWO MILE WALK

1972 Steve Tyrer, Oregon College, 14:50.3
1973 Steve Tyrer, Oregon College, 15:04.1
1974 Ed Bouldin, southern California College, 14:37.8
1975 Jim Heiring, Wisconsin-Parkside, 14:14.6
1976 Jim Heiring, Wisconsin-Parkside, 14:07.30
1977 Jim Heiring, Wisconsin-Parkside, 13:39.8
1978 Carl Schueler, Frostburg State MD, 13:53.62
1979 John Van Den Brandt, Wisconsin-Parkside, 13:10.43
(One lap short)
1980 Jeff Ellis, Wisconsin-Stevens Point, 13:53.35
1981 Ray Sharp, Wisconsin-Parkside, 12:56.89
1982 Tom Edwards, Wisconsin-Parkside, 13:32.71

MILE RELAY

1966 Southern-Baton Rouge LA (Robert Johnson, Webster Johnson, Everett Mason, Theron Lewis), 3:15
1967 Arkansas AM&N (Henry Smothers, Harold Francis, Walter Smith, Elbert Stinson), 3:17.3
1968 Prairie View A&M (Fred Newhouse, Henry Henderson, Alvin Dotson, Finnis Taylor), 3:19.2
1969 Arkansas AM&N (Henry Smothers, Earl Goldman, McArthur McLaughlin, Harold Francis), 3:17.1
1970 Prairie View A&M TX (Jesse Ball, Henry Henderson, Alvin dotson, Fred Newhouse), 3:19.9
1971 Prairie View A&M TX (Roland Martin, Morlin Wade, Alvin dotson, Henry Henderson), 3:21.1
1972 Nebraska-Omaha (George Davis, Gary Bragdon, Willie Bob Johnson, Craig Forney), 3:21.7
1973 Jackson State MS (Robert Hulbert, Barney King, Larry Ellis, Joe Washington), 3:21.2
1974 Mississippi Valley (Douglas Davis, Arthur Davis, Thomas Mallard, Warren Brown), 3:20.2
1975 Mississippi Valley (Thomas Mallard, Arthur Davis, George Johnson, Douglas Davis), 3:23.70
1976 Texas Southern (Lendor Scott, Ricahrd Newman,

John Daniel, Terry Norman), 7:55.0

1968 Eastern Michigan (Glenn Dusek, John Carroll, Randy Hillman, Eric Nesbitt), 7:56.8
1969 Eastern Michigan (Glen Dusek, Wayne Seiler, Roger Tremblay, Eric Nesbitt), 7:49.1
1970 Kearney State NE (Tim Enck, Nate Butler, Wayne Phillips, Rich Molczyk), 7:53.8
1971 Eastern Michigan (Marvin Lynch, Fred LaPlante, Floyd Wells, Wayne Seiler), 7:50.4
1972 Nebraska-Omaha (Tom McCormick, Bill Woods, Dave Michaels, Mike McCormick), 7:50.0
1973 Nebraska-Omaha (Greg Rosenbaum, Mark Wayne, Dave Michaels, Tom McCormick), 7:50.9
1974 Prairie View A&M (Cornell Evans, Tommy Pippins, Cleophus Sharpe, Ray Geter), 7:45.2
1975 Jackson State MS (George Handy, Aubrey Steward, Leroy Bell, Keith Lee), 7:53.7
1976 Oklahoma Christian (Bobby Smith, Steve Wolfe, Ron Stageland, Wayne Long), 7:49.77
1977 Jackson State MS (George Handy, Dan Watson, Joe Whitley, Deith Lee), 7:42.39
1978 Jackson State MS (Daniel Watson, Michael Watson, David Melton, Joe Whitley), 7:44.14
1979 Oklahoma Christian (Gary Tatum, Tom Snider, Tom Story, Bobby Smith), 7:48.11
1980 Prairie View A&M TX (Ray Roberts, Jody Cleveland Terrence Ross, Evans White), 7:42.02
1981 Jackson State MS (Robert Wilson, Anthony Appoy, Napoleon Hooks, Michael Watson), 8:05.3
1982 Doane NE (Brian Commins, Shane Peterson, John Cox, Dan Riley), 7:48.58

TRIPLE JUMP

1977 Moise Pomaney, Tarleton State TX, 52-3
1978 Kenneth Brimmer, Jackson State MS, 52-10 1/4
1979 Bill McClellon, Abilene Christian TX, 5-1 3/4
1980 Larry Perkins, Jackson State MS, 49-7 3/4
1981 Gary Tyler, Biola CA, 52-2 3/4
1982 Britt Courville, Texas Southern, 15.90 (52-2)

POLE VAULT

1966 Joe Neihardt, Central Michigan 15-2
1967 Andy Steber, Occidental CA, 15-6

1979 Dennis Trott, Jackson State MS, 24-9 1/4
1980 Ricky Smith, Alabama State, 23-11
1981 Britt Courville, Texas Southern, 24-4 3/4
1982 James Palmer, Texas Southern, 7.31 (23-11 3/4)

HIGH JUMP

1966 Tom Bateman, Harding AR, 6-7
1967 John Hartfield, Texas Southern, 7-1
1968 Lloyd Higgins, Pasadena CA, 6-10
1969 Phil Kastens, Whitworth WA, 6-6
1970 Jackie Causey, Southwestern Louisiana, 6-8
1971 Jim Sobieszczyk, Kearney State NE, 6-8

1971 Ericn Haraway, San Jose State CA, 56-7
1972 Dennis Anderson, Fresno Pacific CA, 56-7
1973 Wally Autem, Pittsburg State KS, 56-7 1/2
1974 Don Turri, southern California College, 58-3 1/2
1975 Don Turri, southern California College, 59-7
1976 Frank Gross, Adams State CO, 58-6
1977 Frank Gross, Adams State CO, 61-3 3/4
1978 Frank Gross, Adams State CO, 60-7
1979 Paul White, Arkansas Tech, 61-1 1/2
1980 Harold Ledet, Angelo State TX, 59-8 1/2
1981 Harold Ledet, Angelo State TX, 60-11 3/4
1982 Doug Barnett, Azusa Pacific CA, 17.54 (57-6 3/4)

5. Linda Weekly, Texas Southern, 7.15
6. Sharon Lowry, Texas Southern, 7.32

60-YARD HURDLES

1. Linda Weekly, Texas Southern, 7.96
2. Thomasina Bush, Hampton Institute VA, 8.07
3. Carmen Porter, Texas Southern, 8.35
4. Colleen Donnelly, Adams State CO, 8.41
5. Eugenia Perkins, Texas Southern, 8.45
6. Kelley Peterson, Wayne State NE, 8.63

440-YARD DASH

1. Loretta Edwards, Prairie View A&M TX, 57.32
2. Jeanice Gunner, Texas Southern, 57.90
3. Joyce Townson, Texas Southern, 58.03
4. Shelia Labome, Prairie View A&M TX, 58.06
5. Delvis Burroughs, Prairie View A&M TX, 58.50
6. None

600-YARD RUN

1. Easter Gabriel, Prairie View A&M TX, 1:23.97
2. Vogel Newsome, Mississippi Valley, 1:24.81
3. Angie Sibby, Mississippi Valley, 1:26.70
4. Mary Sedall, Adams State CO, 1:27.48
5. Dona Driscoll, Wisconsin-Parkside, 1:27.59
6. Kelly Vasold, Saginaw Valley MI, 1:28.70

880-YARD RUN

1. Cathy Schmidt, Saginaw Valley MI, 2:18.95
2. Cheritta Jackson, Texas Southern, 2:19.41
3. Tawonna Thompson, Texas Southern, 2:21.34
4. Sandra Scott, Texas Southern, 2:23.60
5. Harvellia Newsome, Mississippi Valley, 2:24.40
6. Denise Day, Midland Lutheran NE, 2:24.69

1,000-YARD RUN

1. Cathy Schmidt, Saginaw Valley MI, 2:39.83
2. Madonna Redd, Texas Southern, 2:39.88
3. Mary Drey, Midland Lutheran NE, 2:46.02
4. Lee Ann Yanik, Saginaw Valley MI, 2:46.86
5. Joan Jilka, Fort Hays State KS, 2:48.39
6. Lynn Mack, Doane NE, 2:49.43

3. Harvellia Newsome, Owen Williams
Angie Sibby, Carol D. Williams), 3:47.31
3. Texas Southern (Joyce Townson, Kay Williams,
Cara Sherman, Jackie Smith), 3:57.07
4. Adams State CO, 4:01.86
5. Midland Lutheran NE, 4:07.97
6. Saginaw Valley MI, 4:09.63

TWO-MILE RELAY

1. Texas Southern (Madonna Redd, Sandra Scott,
Tawonna Thompson, Cheritta Jackson), 9:19.17
2. Saginaw Valley MI (Colleen Boome, Lee Ann
Yanik, Kathy Bowman, Cathy Schmidt), 9:24.09
3. Midland Lutheran NE (Cindy Lauer, Denise Day,
Mary Drey, Edie Hessman), 9:26.99
4. Mississippi Valley, 9:36.40
5. Prairie View A&M TX, 9:51.66
6. Emporia State KS, 10:06.07

DISTANCE MEDLEY RELAY

1. Texas Southern (Jeanice Gunner, Cheritta Jackson,
Tawonna Thompson, Leslie Devereaux), 12:41.01
2. Midland Lutheran NE (Denise Ricciotti, Susan
Downer, Shelly Downer, Amy Doerr), 12:42.82
3. Saginaw Valley MI (Colleen Boome, Reta Robinson,
Cindy Reinhart, Kathy Bowman), 12:50.82
4. Kearney State NE, 13:13.06
5. Emporia State KS, 13:13.71
6. None

HIGH JUMP

1. Paula Benne, Mid-America Nazarene KS, 1.65 (5-5)
2. Donna Kuhlenengel, Kearney State NE, 1.65 (5-5)
3. Stacy Jakubowski, Kearney State NE, 1.625 (5-4)
4. Susie Burnham, Kearney State NE, 1.625 (5-4)
5. Lynne Bradshaw, Fort Hays State KS, 1.575 (5-2)
6. Cindy Pool, Southern Colorado, 1.575 (5-2)
Sharon Lowry, Texas Southern, 1.575 (5-2)

SHOT PUT

1. Karen Waddell, Prairie View A&M TX, 14.58 (47-10 1/4)
2. Vandora Wilson, Fort Hays State KS, 13.47 (44-2 1/2)
3. Loretta Fidel, Adams State CO, 13.33 (43-8 3/4)

| | | | |
|---|----------|---|----------------------|
| <u>50-YARD HURDLES</u> | | | |
| Linda Weekly, Texas Southern, 1981 | 7.79 | | |
| <u>440-YARD DASH</u> | | <u>TWO-MILE RELAY</u> | |
| Loretta Edwards, Prairie View A&M TX, 1982 | 57.32 | Texas Southern (Madonna Redd, Sandra Scott, Tawonna Thompson, Cheritta Jackson), 1982 | 9:19.17 |
| <u>600-YARD RUN</u> | | <u>DISTANCE MEDLEY RELAY</u> | |
| Easter Gabriel, Prairie View A&M TX, 1982 | 1:23.97 | Texas Southern (Jeanice Gunner, Cheritta Jackson, Tawonna Thompson, Leslie Devereaux), 1982 | 12:41.01 |
| <u>880-YARD RUN</u> | | <u>HIGH JUMP</u> | |
| Donna Bean, Jackson State MS, 1981 | 2:16.38 | Vivian Garner, Jackson State MS, 1981 | 1.70 (5-7) |
| <u>1,000-YARD RUN</u> | | <u>SHOT PUT</u> | |
| Cathy Schmidt, Saginaw Valley MI, 1982 | 2:39.83 | Karen Waddell, Prairie View A&M TX, 1982 | 14.58 (47-10 1/4) |
| <u>MILE RUN</u> | | <u>LONG JUMP</u> | |
| Debbie Spino, Wisconsin-Parkside, 1982 | 5:11.46 | Thomasina Busch, Hampton Institute VA, 1982 | 5.91 (19-4 3/4) |
| <u>TWO-MILE RUN</u> | | | |
| Angie Pikschus, School of the Ozarks MD, 1982 | 10:40.47 | | |

ALL-TIME INDIVIDUAL CHAMPIONS

| | | | |
|--|--|--|--|
| <u>60-YARD DASH</u> | | <u>MILE RELAY</u> | |
| 1981 Esther Hope, Jackson State MS, 6.99 | | 1981 Mississippi Valley (Harvellia Newsome, Vogel Newsome, Vanessa Cole, Carol Williams), 3:55.81 | |
| 1982 Katherine Wallace, Texas Southern, 6.87 | | 1982 Prairie View TX (Sheila Labome, Cynthia Bosie, Loretta Edwards, Easter Gabriel), 3:47.23 | |
| <u>60-YARD HURDLES</u> | | <u>TWO-MILE RELAY</u> | |
| 1981 Linda Weekly, Texas Southern, 7.79 | | 1981 Jackson State MS (Donna Bean, Gina Smith, Brenda Owens, RADIUS Jacobs), 9:30.49 | |
| 1982 Linda Weekly, Texas Southern, 7.96 | | 1982 Texas Southern (Madonna Redd, Sandra Scott, Tawonna Thompson, Cheritta Jackson), 9:19.17 | |
| <u>440-YARD DASH</u> | | <u>DISTANCE MEDLEY RELAY</u> | |
| 1981 Yvonne Joseph, Jackson State MS, 57.96 | | 1982 Texas Southern (Jeanice Gunner, Cheritta Jackson, Tawonna Thompson, Leslie Devereaux), 12:41.01 | |
| 1982 Loretta Edwards, Prairie View TX, 57.32 | | <u>HIGH JUMP</u> | |
| <u>600-YARD RUN</u> | | 1981 Vivian Garner, Jackson State MS, 1.70 (5-7) | |
| 1981 RADIUS Jacobs, Jackson State MS, 1:27.99 | | 1982 Paula Benne, Mid-America Nazarene KS, 1.65 (5-5) | |
| 1982 Easter Gabriel, Prairie View TX, 1:23.97 | | | |
| <u>880-YARD RUN</u> | | | |
| 1981 Donna Bean, Jackson State MS, 2:16.38 | | | |
| 1982 Cathy Schmidt, Saginaw Valley MI, 2:18.95 | | | |