

1972

1972 Statistics

George Fox University Archives

Follow this and additional works at: https://digitalcommons.georgefox.edu/athletics_mentrack

Recommended Citation

George Fox University Archives, "1972 Statistics" (1972). *Men's Track and Field*. 82.
https://digitalcommons.georgefox.edu/athletics_mentrack/82

This Statistics is brought to you for free and open access by the George Fox University Athletics at Digital Commons @ George Fox University. It has been accepted for inclusion in Men's Track and Field by an authorized administrator of Digital Commons @ George Fox University. For more information, please contact arolfe@georgefox.edu.

DISTRICT II TRACK AND FIELD REPORT
5-9-72

100 YARD DASH

| | |
|------------------------|------|
| 1. Bernie Hamilton, CI | 9.6 |
| 2. Steve Krohn, Will. | 9.7 |
| Tony Warren, Pac. | 9.7 |
| 4. Dave Gibson, Lin. | 9.8 |
| Bob Graves, OCE | 9.8 |
| 6. Roger Woods, OCE | 9.9 |
| 7. Steve Schwab, Will. | 9.9w |
| 8. Larry Bishop, Lin. | 10.0 |
| 9. Several tied at | 10.1 |

220 YARD DASH

| | |
|------------------------|-------|
| 1. Bernie Hamilton, CI | 21.3w |
| 2. Bob Graves, OCE | 21.7 |
| 3. Tony Warren, Pac. | 22.2w |
| 4. Steve Schwab, Will. | 22.4w |
| 5. Dave Gibson, Lin. | 22.5 |
| Roger Woods, OCE | 22.5 |
| 7. Randy Pike, LC | 22.6 |
| John North, OCE | 22.6 |
| 9. Gery Elibee, Will. | 22.6w |
| 10. Several tied at | 22.8 |

440 YARD DASH

| | |
|--------------------------|------|
| 1. Carl Shaw, Lin. | 48.5 |
| 2. Bruce Vogel, OCE | 48.6 |
| 3. Bob Graves, OCE | 49.5 |
| 4. Lloyd Herriman, Will. | 50.3 |
| Steve Phifer, OCE | 50.3 |
| Steve Schwab, Will. | 50.3 |
| 7. Bill Kreutz, Will. | 50.4 |
| 8. Mark Schrepel, OCE | 50.6 |
| 9. Dan Norton, SOC | 50.7 |
| 10. Gery Elibee, Will. | 50.8 |
| Tom Ross, SOC | 50.8 |

880 YARD RUN

| | |
|----------------------------|--------|
| 1. Bruce Vogel, OCE | 1:52.8 |
| 2. Bob Byerly, LC | 1:55.3 |
| 3. Bill Hanlon, Lin. | 1:55.7 |
| 4. Brock Hinzman, Will. | 1:56.1 |
| 5. Duane Isham, OCE | 1:57.4 |
| 6. Paul Malin, LC | 1:57.6 |
| 7. Dick Huling, NNC | 1:58.4 |
| 8. Tim Rose, SOC | 1:58.7 |
| 9. Rich Olson, LC | 1:59.0 |
| 10. Rick Rosenbloom, Will. | 1:59.1 |

MILE RUN

| | |
|-------------------------|--------|
| 1. Bob Byerly, LC | 4:15.1 |
| 2. Ken Woodward, LC | 4:17.1 |
| 3. Rich Olson, LC | 4:18.2 |
| 4. Ken Bell, GF | 4:19.0 |
| 5. Gordon Garlock, OCE | 4:21.1 |
| 6. Kirk Gamble, OCE | 4:21.8 |
| 7. Brock Hinzman, Will. | 4:22.8 |
| 8. Bob Drake, Lin. | 4:23.9 |
| 9. Toby Daniel, LC | 4:25.1 |
| 10. Larry Thomas, SOC | 4:25.5 |

THREE MILE RUN

| | |
|-------------------------|---------|
| 1. Ken Bell, GF | 14:28.6 |
| 2. Kirk Gamble, OCE | 14:32.0 |
| 3. Curt Ankeny, GF | 14:32.2 |
| 4. Larry Miller, SOC | 14:35.8 |
| 5. Brock Hinzman, Will. | 15:06.1 |
| 6. Bob Drake, Lin. | 15:25.2 |
| 7. John Barry, SOC | 15:42.0 |
| 8. Phil Hall, Will. | 15:52.1 |
| 9. Edwards, NNC | 16:36.0 |

SIX MILE RUN

| | |
|----------------------------|---------|
| 1. Larry Miller, SOC | 31:19.0 |
| 2. Phil Hall, Will. | 33:40.9 |
| 3. John Christensen, Will. | 34:16.8 |
| (Only times reported) | |

STEEPLECHASE

| | |
|-----------------------|---------|
| 1. Rick Fordney, OCE | 9:26.3 |
| 2. Larry Miller, SOC | 9:38.1 |
| 3. Mike Haglund, OCE | 9:52.0 |
| 4. John Barry, SOC | 10:03.0 |
| 5. Jim Healy, OCE | 10:25.0 |
| 6. John Milleson, EOC | 10:35.3 |
| (Only times reported) | |

TWO MILE WALK

| | |
|--------------------------|---------|
| 1. Steve Tyrer, OCE | 13:59.5 |
| 2. Rob Frank, OCE | 15:31.2 |
| 3. Ben Sias, LC | 18:07.8 |
| 4. Roger Barr, Will. | 18:34.6 |
| 5. Wayne Balsiger, Will. | 19:00.0 |
| (Only marks reported) | |

440 YARD RELAY

| | |
|-----------------------|------|
| 1. Oregon College | 42.7 |
| 2. Willamette | 42.9 |
| 3. Linfield | 43.3 |
| 4. Pacific | 43.7 |
| 5. Eastern Oregon | 44.1 |
| Lewis and Clark | 44.1 |
| 7. Northwest Nazarene | 44.2 |
| 8. Southern Oregon | 44.7 |
| 9. Oregon Tech | 45.1 |
| 10. George Fox | 45.5 |

MILE RELAY

| | |
|-----------------------|--------|
| 1. Oregon College | 3:19.4 |
| 2. Willamette | 3:20.6 |
| 3. Linfield | 3:22.1 |
| 4. Southern Oregon | 3:24.6 |
| 5. Northwest Nazarene | 3:26.1 |
| 6. Lewis and Clark | 3:27.6 |
| 7. Oregon Tech | 3:32.9 |
| 8. Eastern Oregon | 3:34.1 |
| 9. Pacific | 3:38.3 |

DISTRICT 12 TRACK AND FIELD MARKS, continued.

HIGH HURDLES

| | |
|-----------------------|------|
| 1. John Boyd, Pac. | 14.7 |
| 2. Dave Stephens, OCE | 14.7 |
| Brad Victor, Will. | 14.7 |
| 4. Mike Bischoff, EOC | 15.0 |
| Dan Stocker, Will. | 15.0 |
| 6. Dave Garton, Lin. | 15.1 |
| 7. Ken Boethin, OCE | 15.2 |
| Randy Fike, LC | 15.2 |
| 9. Dave Brown, Lin. | 15.5 |
| (Several tied at | 15.6 |

INTERMEDIATE HURDLES

| | |
|------------------------|------|
| 1. John Boyd, Pac. | 54.6 |
| 2. Pat Sutton, OCE | 54.8 |
| 3. Ken Boethin, OCE | 54.9 |
| 4. Chris Knudson, Lin. | 56.5 |
| 5. Dave Garton, Lin. | 56.8 |
| Dave Price, Will. | 56.8 |
| 7. Mike Bischoff, EOC | 57.3 |
| 8. Ed Geist, Lin. | 57.5 |
| 9. Dave Brown, Lin. | 57.6 |
| 10. Several tied at | 58.0 |

SHOT PUT

| | |
|--------------------------|----------|
| 1. Doyle Kenady, OCE | 45-7 |
| 2. Don Lewis, EOC | 44-0 |
| 3. Dave Paul, OCE | 41-10 |
| 4. Jim McDonald, EOC | 47-9 1/2 |
| 5. Rex Rice, LC | 46-1 |
| 6. Steve Pickering, Lin. | 45-1 |
| Gary Stocker, Will. | 43-4 |
| Bill Linhart, EOC | 42-4 |
| 9. Dave Bowman, Pac. | 42-2 1/2 |
| 10. Randy Bruss, Pac. | 42-1 1/4 |

DISCUS

| | |
|------------------------|------------|
| 1. Greg Atterbury, SOC | 161-5 |
| 2. Doyle Kenady, OCE | 158-11 1/2 |
| 3. Al Wise, LC | 151-8 |
| 4. John Lahley, OCE | 145-1 |
| 5. Don Lewis, EOC | 143-8 |
| 6. Bill Linhart, EOC | 140-11 |
| 7. Joe Neveau, EOC | 139-2 |
| Dave Bowman, Pac. | 137-0 |
| Steve Simpson, Lin. | 137-8 |
| Dave Stephens, OCE | 134-8 |

200 YD

| | |
|------------------------|-----------|
| 1. Ray Grant, OTI | 231-9 |
| 2. Phil, OCE | 225-3 |
| 3. Bob Corcoran, Will. | 214-0 |
| 4. George Slay, OTI | 207-1 1/2 |
| 5. Richard OBrien, OCE | 207-1 |
| 6. Brian Lee, LC | 202-1 |
| 7. Scott Irving, Will. | 199-10 |
| 8. Todd Jones, EOC | 192-0 |
| 9. Mike Cano, LC | 191-5 |
| 10. Dennis Rabe, NNC | 190-0 |

HAMMERTHROW

| | |
|-------------------------|-----------|
| 1. Doyle Kenady, OCE | 160-1 |
| 2. John Anderson, Will. | 154-5 |
| 3. Lynn Bates, OCE | 153-8 |
| 4. John Lahley, OCE | 142-2 |
| 5. Tim Strinz, SOC | 127-6 |
| 6. Bill Neveau, EOC | 119-2 |
| 7. George Slay, OTI | 110-10 |
| 8. Greg Atterbury, SOC | 110-8 |
| 9. Steve Newman, SOC | 105-0 |
| 10. Russ Sutton, OTI | 100-1 1/2 |

LONG JUMP

| | |
|-----------------------|----------|
| 1. Dave Stephens, OCE | 23-3 3/4 |
| 2. Gary Elabee, Will. | 23-2 1/2 |
| 3. Randy Fike, LC | 23-1 1/4 |
| 4. Tim Arthur, Lin. | 22-9 1/2 |
| 5. Jerry Brown, Lin. | 22-8 1/2 |
| 6. Dennis Hunt, EOC | 22-8 1/4 |
| 7. John Hammond, OCE | 22-6 |
| 8. Mark Holland, EOC | 22-2 1/4 |
| 9. Doug Woods, Will. | 21-8 3/4 |
| 10. Bob Jackson, NNC | 21-7 1/2 |

TRIPLE JUMP

| | |
|------------------------|-----------|
| 1. Mark Holland, GF | 47-2 1/2 |
| 2. John Bartlett, Lin. | 46-5 1/2 |
| 3. Randy Winston, GF | 45-4 3/4 |
| 4. Tim Arthur, Lin. | 44-9 |
| Steve Wolfe, NNC | 44-9 |
| 6. Bob Boyce, SOC | 43-11 |
| 7. Ron Gaithorn, LC | 43-10 3/4 |
| 8. Jerry Brown, Lin. | 43-6 1/2 |
| 9. Dave Perkins, NNC | 42-10 1/2 |
| 10. Randy Fike, LC | 42-7 1/2 |

HIGH JUMP

| | |
|------------------------|---------|
| 1. Dave Stephens, OCE | 6-9 3/4 |
| 2. Eric Banks, Will. | 6-6 |
| 3. Gary Davis, OCE | 6-5 |
| Rick Foster, SOC | 6-5 |
| 5. Dennis Olafson, OCE | 6-4 |
| Jerry Swanson, LC | 6-4 |
| Brad Victor, Will. | 6-4 |
| Rich Whipple, Will. | 6-4 |
| Several tied at | 6-3 |

POLE VAULT

| | |
|-----------------------|-----------|
| 1. John Duerst, OCE | 14-6 |
| Warren Hopson, SOC | 14-6 |
| 3. Stan Porter, OCE | 14-0 |
| Bruce Stecher, EOC | 14-0 |
| 5. John Holmes, Will. | 13-11 3/4 |
| 6. Jerry Lunsford, LC | 13-8 |
| Roger Schmidt, NNC | 13-8 |
| 8. Todd Price, OCE | 13-6 |
| 9. Joe Simmons, NNC | 13-2 |
| Several tied at | 13-0 |

2-2-2-2-2-2-2-2

shot at the mark.

Other good possibilities come in the 100 and 440 where defending century champ Bernie Hamilton of College of Idaho returns with a 9.6 best for the season, compared to a 9.7 standard, and Linfield's Carl Shaw brings 48.5 credentials in the quarter. The current 440 record is 48.7 by Boise State's Doug Ward in the 1969 meet.

The meet will draw eight defending champions topped by Hamilton and, possibly OCE's Dave Stephens.

Hamilton annexed both sprint titles last year, while Stephens reigned in the high hurdles and high jump. However, the Wolf ace has been out of action most of the spring with a muscle pull and could be passing the meet in favor of the nationals.

Bell defends in the six mile, Linfield's Tim Arthur is back for another shot at the long jump crown and big Doyle Kenady of OCE, regarded as a potential champion in three weight events, defends 1971 shot put laurels.

Eastern Oregon 440 hurdler Mike Bischoff, OCE javelin man Rich O'Brien and the speedy Vogel wrap up the list of defending individual titlists.

Current meet dope charts heavily favor OCE with Willamette, coming off a Northwest Conference meet performance which included three new Bearcat records, jumping to a solid hold on the runnerup position. An interesting battle could develop for third place, while the field strings out from the point.

Totalling point potentials, it looks like OCE with 226, Willamette picking up 97, Southern Oregon garnering 56, followed by Lewis and Clark's 56 and Linfield's 55 1/2. George Fox follows with 44, Pacific is good for 37, College of Idaho draws 20, Oregon Tech gets 14 and Northwest Nazarene completes the district potential list with 5 1/2.

DISTRICT II

track/field report

TRACK
172

(SPECIAL) At least one new District II track and field record is assured and the meet standard book could undergo a thorough alteration Friday and Saturday as athletes from 10 schools converge on the Oregon College cinders for their annual shootout.

You can just about chalk up one new mark and record holder before the meet even starts. Only the record time remains in doubt and the other statistics appear to be Steve Tyrer, Oregon College in the two mile walk. The walk is a new district event this year with record status assured and the Wolfpack sedvil-hipper, already drawing national attention, is about two minutes faster than the opposition.

Nearly every other event on the program draws either a "probable" or "possible record" evaluation with former George Fox College pole vaulter Dave McDonald given the best chance of emerging from the meet with his personal standard intact. McDonald reached 15-7 in the 1969 meet and the best the district has to offer is a pair of 14-bars in OCE's John Duerst and Southern Oregon's Warren Hopson.

From McDonald's mark the chances of record action steadily increase.

Probable marks in danger come in the six mile, javelin, 880, 440 and 100 where district thinclads have already bettered meet standards coming into the action.

The six mile shows a 31:34.7 standard set by George Fox runner Ken Bell last year. Bell is back in action but hasn't been through the grueling 24 lap race this spring. However, SOC's Larry Miller has recorded a 31:19.0 so a new mark appears to be on the way with Bell and Miller accorded top record-breaking prospects.

Oregon Tech javelin flash Tony Grant, upping his season best to a 233-9, is well over a 220-6 spear record and appears to be capable of a 240 foot toss and possible NAIA top honors when the nation's small colleges meet in Billings, Montana.

Next best bet comes in the 880 where OCE's Bruce Vogel will be trying to alter his own half-mile standard. Lewis and Clark's Vern Jones holds the mark at 1:52.9 but Vogel has a 1:52.8 on the 1972 books and should be primed for a top effort in his last

GEORGE FOX COLLEGE TUNE-UP

April 1, 1972

GFC
Linfield
Oregon Tech
Clackamas
Umpqua
Portland Track Club

440 Relay

| | | |
|-----|-----------------------|----------------|
| 1st | Linfield College | 45.0 |
| 2nd | Clackamas Community A | 45.8 |
| 3rd | George Fox College | 46.4 |
| 4th | Oregon Tech | 46.9 |
| 5th | Portland Track Club | 48.7 |
| 6th | Umpqua Community | 49.4 |
| | Clackamas Community | Did not finish |

Mile

| | | | |
|-----|------------------|------------|--------|
| 1st | Norm Oylar | PTC | 4:23.8 |
| 2nd | Ken Bell | GFC | 4:32.2 |
| 4th | Doug Wellman | PTC | 4:36.4 |
| 3rd | Vince Obersinner | CCC | 4:35.9 |
| 5th | Gurt Ankeny | GFC | 4:36.5 |
| 6th | Denny Conant | GFC | 4:39.8 |
| 7th | Greg Jacobs | Unattached | 4:40.1 |

High Jump

| | | | |
|-----|-----------------|-----|-------|
| 1st | Mark Halland | GFC | 6'0" |
| 2nd | John Bartlett | LC | 6'0" |
| 3rd | Brian Keiling | CCC | 5'10" |
| 4th | Jim Williams | UCC | 5'10" |
| 5th | Randy Winston | GFC | 5'8" |
| 6th | Neil Abrahamson | OTI | 5'6" |
| 7th | Ed Buck | GFC | 5'6" |
| 8th | Paul Haines | UCC | 5'6" |

High Hurdles

| | | | |
|-----|---------------|-----|------|
| 1st | Dave Garten | LC | 15.6 |
| 2nd | Jim McAbee | PTC | 15.8 |
| 3rd | Tom Bronleewe | GFC | 15.9 |
| 4th | Steve Rooney | LC | 16.2 |
| 5th | Dean Matson | GFC | 16.4 |
| 6th | Tim Kare | UCC | 17.0 |
| 7th | Robert Howell | CCC | 17.2 |
| 8th | Dave Pearce | GFC | 19.0 |
| 9th | Mike Heath | UCC | 19.3 |

440

| | | | |
|-----|---------------|-----|------|
| 1st | Randy Kessler | CCC | 51.4 |
| 2nd | Eric Olson | UCC | 53.1 |
| 3rd | Louie Pitu | OTI | 53.3 |
| 4th | Jay Hill | PTC | 53.7 |
| 5th | Dennis Pattee | OTI | 54.7 |
| 6th | Willard Fox | CCC | 55.0 |
| | Steve Noble | UCC | 55.0 |
| 7th | Ron Darmutzer | OTI | 59.0 |

| | | | |
|-----|-------------|----|------|
| 8th | Steve Young | LC | 63.4 |
|-----|-------------|----|------|

100

| | | | | |
|----------|------|---------------------|------------|-------------|
| | 1st | Chris Knudson | LC | 10.2 |
| | 2nd | <u>Mark Halland</u> | <u>GFC</u> | <u>10.5</u> |
| 2nd Tie | 3rd | Lynn Eves | PTC | 10.5 |
| | 4th | Jim Gilbert | PTC | 10.6 |
| 4th Tie | 5th | Keith Kongsle | PTC | 10.6 |
| | 6th | Don Diver | OTI | 10.6 |
| 7th Tie | 7th | Larry Bishop | LS | 10.7 |
| | 8th | Jerry Bremmyer | CCC | 10.7 |
| | 9th | Cruz | PTC | 10.9 |
| 10th Tie | 10th | Charles James | CCC | 11.0 |
| | 11th | Brad Hubey | CCC | 11.0 |
| 12th Tie | 12th | Marty Iacolucci | CCC | 11.2 |
| | 13th | George Hegman | OTI | 11.2 |
| | 14th | Ed Harris | OTI | 11.6 |
| | 15th | Lance Powell | LC | 11.8 |
| | 16th | Matt Coleman | LC | 12.0 |
| | 17th | Mike Nelson | UCC | 12.6 |

880

| | | | |
|-----|------------------|------------|---------------|
| 1st | Bill Hamlin | LC | 1:59.3 |
| 2nd | Don McMillan | PTC | 2:02.4 |
| 3rd | Vince Obersinner | CCC | 2:06.4 |
| 4th | Mike Sabin | PTC | 2:07.0 |
| 5th | <u>Ed Buck</u> | <u>GFC</u> | <u>2:07.8</u> |
| 6th | Frank Francis | PTC | 2:08.1 |
| 7th | Doug Watson | CCC | 2:09.2 |

Long Jump

| | | | |
|------|----------------------|------------|-------------------|
| 1st | Tim Arthur | LC | 21'11" |
| 2nd | Jerry Brown | LC | 20'4" |
| 3rd | <u>Randy Winston</u> | <u>GFC</u> | <u>20' 3 3/4"</u> |
| 4th | Charles James | CCC | 20'1" |
| 5th | Dirk DeGroot | OTI | 19'11 3/4" |
| 6th | Alex Sanchez | OTI | 19'8 3/4" |
| 7th | Jerry Bremmyer | CCC | 18'7 1/4" |
| 8th | Tim Kana | UCC | 18'6 1/4" |
| 9th | Dean Matson | GFC | 18'3 1/2" |
| 10th | Dave Houde | UCC | 18' 3 1/4" |

Intermediate Hurdles

| | | | |
|-----|----------------------|------------|-------------|
| 1st | Dave Garten | LC | 58.5 |
| 2nd | Dave Brown | LC | 58.6 |
| 3rd | Chris Knudson | LC | 60.4 |
| 4th | <u>Tom Bronleewe</u> | <u>GFC</u> | <u>61.5</u> |
| 5th | <u>Steve Gullett</u> | <u>GFC</u> | <u>61.8</u> |
| 6th | Steve Rooney | LC | 64.8 |
| 7th | Wendall Jackson | CCC | 73.1 |
| 8th | Rick Hanson | CCC | 79.0 |

Shot

| | | | |
|-----|-----------------|------------|------------|
| 1st | Ken Cutocher | Unattached | 49' |
| 2nd | Leonard Ostrom | UCC | 46'9" |
| 3rd | Steve Pickering | LC | 43' |
| 4th | Rich Stoner | CCC | 42'6" |
| 5th | George Slay | OTI | 40'1" |
| 6th | Jim Pheasant | GFC | 38'-4 1/2" |
| 7th | Del Dittus | GFC | 33'-4" |

Javelin

| | | | |
|-----|--------------|-----|-------------|
| 1st | Mick DiGloia | GFC | 174'11 1/2" |
| 2nd | Doug Watson | CCC | 174'10" |
| 3rd | George Slay | OTI | 169' 3" |
| 4th | Ed Buck | GFC | 163'11 1/2" |
| 5th | Del Dittus | GFC | 162'7" |
| 6th | Lynn Meyers | UCC | 154'9" |

220

| | | | |
|------|-----------------|-----|------|
| 1st | Randy Kessler | CCC | 23.6 |
| 2nd | Jay Hill | PTC | 24.2 |
| 3rd | Jim McAbee | PTC | 24.2 |
| 4th | Greg Fledderman | LC | 24.4 |
| 5th | George Degman | OTI | 24.7 |
| 6th | Mike Nelson | UCC | 25.0 |
| 7th | Dean Matson | GFC | 25.0 |
| 8th | Mick Di Gloia | GFC | 25.0 |
| 9th | Dermis Pattee | OTI | 25.3 |
| 10th | Jerry Bremmeyer | UCC | 26.2 |
| 11th | Matt Coleman | LC | 26.8 |

Discus

| | | | |
|------|----------------|-----|--------------|
| 1st | Bakkensen | PTC | 170' 5 3/4" |
| 2nd | Leonard Ostrom | UCC | 145' 5 1/2" |
| 3rd | Tom Prigmore | LC | 126' 1 1/2" |
| 4th | Larry Burns | PTC | 125' 1" |
| 5th | Joe Simpson | LC | 124' 4" |
| 6th | Craig Phelps | CCC | 118' 5 1/2" |
| 7th | Jim Pheasant | GFC | 111' 4 1/2" |
| 8th | George Slay | OTI | 107' 11 1/2" |
| 9th | Russ Sutton | OTI | 107' 1" |
| 10th | Mike Doherty | CCC | 93' 1" |
| 11th | Dick Burns | PTC | 91' |
| 12th | Rich Stoner | CCC | 79' 2" |

3 Mile

| | | | |
|-----|---------------|-----|---------|
| 1st | Norm Oyler | PTC | 14:36.9 |
| 2nd | Curt Ankeny | GFC | 14:47.5 |
| 3rd | Ken Ball | GFC | 15:06.9 |
| 4th | Eric Lewis | PTC | 15:54.7 |
| 5th | Bob Drake | LC | 16:10.5 |
| 6th | Willard Fox | CCC | 16:18.0 |
| 7th | Leonard Gross | UCC | 17:19.9 |

School record

Mile Relay

| | | |
|-----|---------------------|--------|
| 1st | Linfield A | 3:34.6 |
| 2nd | George Fox | 3:38.2 |
| 3rd | Linfield B | 3:42.6 |
| 4th | Clackamas Community | 3:43.5 |
| 5th | Oregon Tech | 3:44.3 |

Triple Jump

| | | | |
|-----|---------------|-----|-------------|
| 1st | Herman Brame | PTC | 44' 9" |
| 2nd | Mark Holland | GFC | 44' 1 1/2" |
| 3rd | Randy Winston | GFC | 43' 10" |
| 4th | John Bartlett | LC | 42' 10 1/2" |
| 5th | Jim Williams | UCC | 40' 10 1/2" |
| 6th | Alex Sanchez | OTI | 39' |

Pole Vault

| | | | |
|-----|---------------|-----|--------|
| 1st | Ric Taylor | PTC | 11' 6" |
| 2nd | Dan Coleman | CCC | 12' 6" |
| 3rd | Dave Pearce | GFC | 11' 6" |
| 4th | George Harris | OTI | 11' 6" |

TRACK MEET
April 8, 1972
George Fox College

| | 1st | 2nd | 3rd | 4th | 5th | 6th | Ch | Bl. | Wt. | FTC | Clat | Clac |
|-----------------|----------------------------|-------------------------------------|-------------------------------------|-----------------------------------|---------------------------------|-----------------------------------|--------|--------|--------|---------|--------|--------|
| Events | Name/Sch. | Name/Sch. | Name/Sch. | Name/Sch. | Name/Sch. | Name/Sch. | | | | | | |
| 440 | Blue Mt. | 15.2 Clackamas | 16.3 George Fox | 16.7 Chemeketa | 19.2 | | 4 1/4 | 10 1/4 | 6 1/4 | 0 | 0 | 8 |
| Relay | R. Stoner Clackamas | 13.3 L. Lewis Chemeketa | 32.1 J. Pleasant George Fox | 39.1 G. Volman Clatsop | 36.1 C. Phelps Clackamas | 35.1 E. Ieep Blue Mt. | 31 1/4 | 8 1/4 | 11 1/4 | 6 1/4 | 12 1/4 | 12 1/4 |
| Shot | R. Bell Clackamas | 41 V. Oberlinne Clackamas | 41 C. Ankeny George Fox | 41 J. Zedvio Clatsop | 41 L. Moluf George Fox | 51 D. Pearce George Fox | 0 | 0 | 18 1/4 | 30 1/4 | 4 1/4 | 8 1/4 |
| 1 Mile | George Fox | 31.1 S. Christiansen Blue Mt. | 35.7 R. Howell Clackamas | 41.6 F. Christensen Clatsop | 57.2 D. Pearce George Fox | 29.6 K. Green Clatsop | 12 1/4 | 7 1/4 | 12 1/4 | 12 1/4 | 5 1/4 | 7 1/4 |
| High Hurdles | George Fox | 16.2 | 17.0 | | 17.2 | | 0 | 12 1/4 | 18 1/4 | 8 1/4 | 19 1/4 | 10 1/4 |
| Pole Vault | D. Coleman Clackamas | 12.1 D. Pearce George Fox | 11.1 J. Aiken Clatsop | 11.1 D. Gorman Blue Mt. | 55.5 W. Humpert Clackamas | 58.8 O. James Clackamas | 0 | 12 1/4 | 32 1/4 | 6 1/4 | 0 1/4 | 10 1/4 |
| 440 | W. Ray Blue Mt. | 51.7 R. Kessler Clackamas | 52.0 M. Digioia George Fox | 54.4 D. Halland George Fox | 10.9 O. James Clackamas | 11.0 O. James Clackamas | 12 1/4 | 12 1/4 | 12 1/4 | 12 1/4 | 12 1/4 | 12 1/4 |
| 100 | B. Forther Blue Mt. | 10.3 R. Spears Blue Mt. | 10.6 B. Hicky Clackamas | 10.6 M. Halland George Fox | 10.9 O. James Clackamas | 11.0 O. James Clackamas | 12 1/4 | 12 1/4 | 12 1/4 | 12 1/4 | 12 1/4 | 12 1/4 |
| 800 | E. Buck George Fox | 21 K. Bell George Fox | 22 D. Conant George Fox | 22 V. Oberlinne Clackamas | 22 M. Johnson Clatsop | 22 S. Robinson Clackamas | 12 1/4 | 12 1/4 | 12 1/4 | 12 1/4 | 12 1/4 | 12 1/4 |
| Long Jump | R. Winston George Fox | 19.1 C. James Clackamas | 19.1 M. Halland George Fox | 19.1 J. Bremmeyer Clackamas | 17.1 J. Aiken Clatsop | 17.1 E. Buck George Fox | 17 1/4 | 17 1/4 | 17 1/4 | 17 1/4 | 17 1/4 | 17 1/4 |
| Javelin | D. Watson Clackamas | 15.7 B. Jones Clatsop | 15.5 M. Digioia George Fox | 15.4 E. Buck George Fox | 14.9 P. Raney Clatsop | 14.5 J. Pleasant George Fox | 13 1/4 | 12 1/4 | 12 1/4 | 12 1/4 | 12 1/4 | 12 1/4 |
| Discus | C. Phelps Clackamas | 12.1 J. Pleasant George Fox | 11.2 G. Volman Clatsop | 10.2 T. Inovich Clackamas | 10.1 L. Lewis Chemeketa | 10.1 R. Andries Clatsop | 11 1/4 | 11 1/4 | 11 1/4 | 11 1/4 | 11 1/4 | 11 1/4 |
| 220 | H. Ray Blue Mt. | 23.0 R. Spears Blue Mt. | 23.0 B. Porter Blue Mt. | 24.0 B. Hicky Clackamas | 25.0 M. Inovich Clackamas | 25.0 M. Inovich Clackamas | 0 | 24 1/4 | 73 1/4 | 119 1/4 | 0 1/4 | 6 1/4 |
| Interm. Hurdles | S. Jones Blue Mt. | 60.2 S. Bronleewe George Fox | 61.0 S. Guley George Fox | 61.0 D. Watson Clackamas | 61.0 D. Pearce George Fox | 63.0 D. Pearce George Fox | 0 | 10 1/4 | 16 1/4 | 135 1/4 | 0 1/4 | 4 1/4 |
| 2 Mile | R. Bell George Fox | 9:1 C. Ankeny George Fox | 9:1 D. Stanhope Blue Mt. | 9:1 D. Conant George Fox | 11:1 L. Moluf George Fox | 12:1 L. Moluf George Fox | 0 | 6 1/4 | 24 1/4 | 259 1/4 | 0 1/4 | 0 1/4 |
| 1 Mile | George Fox | 4:39 | 51.5 | 51.9 | 51.9 | 51.9 | 0 | 10 1/4 | 99 1/4 | 265 1/4 | 0 1/4 | 8 1/4 |
| Relay | Blue Mt. | 40.3 Clackamas | 42.0 M. Halland George Fox | 48.6 R. Winston George Fox | | | 0 | 10 1/4 | 10 1/4 | 0 1/4 | 0 1/4 | 0 1/4 |
| High Jump | B. Christensen Blue Mt. | 6'2" Clackamas | 6'0" M. Halland George Fox | 6'0" R. Winston George Fox | 5'10" R. Harder Clackamas | 5'10" R. Harder Clackamas | 0 | 10 1/4 | 10 1/4 | 215 1/4 | 0 1/4 | 10 1/4 |
| Triple Jump | R. Winston George Fox | 43'0" M. Halland George Fox | 42'1" T. Bronleewe George Fox | 39'1" C. James Clackamas | 38'0" C. James Clackamas | 38'0" C. James Clackamas | 0 | 10 1/4 | 24 1/4 | 0 1/4 | 0 1/4 | 0 1/4 |
| 4 Jump | George Fox | 41" | 51" | 8 1/4 | Clackamas | 10 3/4" | | | | | | |

TOTALS

21 1/2 109 199 40 136 1/2

GEORGE FOX COLLEGE
TRACK MEET

April 8, 1972

Heat, Flight and Lane Assignments

SHOT ✓

F-I, Greg Vollman - Clatsop, Dell Dittus - GFC, Todd Lucich - Clackamas.
F-II, Craig Phelps - Clackamas, Jim Pheasant - GFC, Ellis Leep - Blue Mt.
F-III, Larry Lewis - Chemeketa, Rich Stoner - Clackamas.

LONG JUMP ✓

F-I, Kevin Cooley - Chemeketa, John Aiken - Clatsop, Eb Buck - GFC.
F-II, Scott Vasley - Chemeketa, Jerry Bremmeyer - Clackamas, Mike Smith - Chemeketa.
F-III, Charlie James - Clackamas, Randy Winston - GFC, Mark Halland - GFC.

HIGH JUMP

F-I, Gary Blackmar - unattached, Jim Toe - Clatsop, Eb Buck - GFC.
F-II, Rick Harder - Clackamas, Randy Winston - GFC, Brian Keiling - Clackamas.
F-III, Mark Halland - GFC, S. Christiansen - Blue Mt.

POLE VAULT

F-I, John Aiken - Clatsop, Gary Blackmar - unattached, Don O'Neil - GFC.
F-II, Dave Pearce - GFC, Dan Coleman - Clackamas, Scott Vasley - Chemeketa.

JAVELIN ✓

F-I, Pete Raney - Clatsop, Rod Hamilton - Chemeketa, Bradley - Clatsop.
F-II, John Lillard - Chemeketa, Gary Blackmar - unattached, Jim Pheasant - GFC.
F-III, Leo Otis - Blue Mt., Dan Gorman - Blue Mt., Dell Dittus - GFC.
F-IV, Eb Buck - GFC, Doug Watson - Clackamas, Mick DiGioia - GFC.

DISCUS ✓

F-I, Greg Vollman - Clatsop, Dell Dittus - GFC, Rich Stoner - Clackamas.
F-II, Rick Anderson - Clatsop, Todd Lucich - Clackamas, Larry Lewis - Chemeketa.
F-III, Dan Coleman - Clackamas, Jim Pheasant - GFC, Ellis Leep - Blue Mt.,
Craig Phelps - Clackamas.

TRIPLE JUMP ✓

Kevin Cooley - Chemeketa, Scott Vasley - Chemeketa, Tom Bronleewe - GFC,
Randy Winston - GFC, Mark Halland - GFC.

440 RELAY

2, Clackamas, 3, George Fox, 4, Blue Mt., 5, Chemeketa.

MILE

1, Larry Moluf - GFC, 2, Joe Moore - Chemeketa, 3, Vince Obersinner - Clackamas,
4, Curt Ankeny - GFC, 5, John Zedwik - Clatsop, 6, Ken Bell - GFC, 7, Ekanem -
Chemeketa.

HIGH HURDLES

H-I, 3, Ken Green - Clatsop, 4, Tom Bronleewe - GFC, 5, Kevin Cooley - Chemeketa,
6, S. Christiansen - Blue Mt.
H-II, 3, Dave Pearce - GFC, 4, Robert Howell - Clackamas, 5, Fred Christensen -
Clatsop, 6, Gary Blackmar - unattached.

440

H-I, 2, W. Raw - Blue Mt., 3, Mick DiGioia - GFC, 4, Randy Kessler - Clackamas,
5, Rod Hamilton - Chemeketa.
H-II, 2, Jay Nelson - Chemeketa, 3, Willard Fox - Clackamas, 4, D. Gorman - Blue Mt.,
5, Wayne Humpert - Clackamas.

100

H-I, 2, Don Fredrickson - Chemeketa, 3, Tom Opitz - Chemeketa, 4, B. Porter -
Blue Mt., 5, R. Spears - Blue Mt., 6, Mark Halland - GFC, 7, Charlie
James - Clackamas.
H-II, 2, Rod Hamilton - Chemeketa, 3, Brad Hicky - Clackamas, 4, Jim Toe - Clatsop,
5, Jerry Bremmeyer - Clackamas, 6, Marty Iacolucci - Clackamas, 7, Gary
Blackmar - unattached.

880

1, Joe Moore - Chemeketa, 2, Mark Johnson - Clatsop, 3, Vince Obersinner - Clackamas,
4, Denny Conant - GFC, 5, Jay Nelson - Chemeketa, 6, Eb Buck - GFC, 7, Doug Watson -
Clackamas, 8, Steve Robinson - Clackamas, 9, Ken Bell - GFC.

INTERMEDIATE HURDLES

2, Tom Bronleewe - GFC, 3, Sam Jones - Blue Mt., 4, Steve Gulley - GFC,
5, Steve Christiansen - Blue Mt., 6, Dave Pearce - GFC.

220

H-I, 2, Byron Porter - Blue Mt., 3, Randy Kessler - Clackamas, 4, Ray Spears -
Blue Mt., 5, Marty Iacolucci - Clackamas, 6, Winston Raw - Blue Mt.
H-II, 2, Don Fredrickson - Chemeketa, 3, Brad Hicky - Clackamas, 4, Mark Halland -
GFC, 5, Tom Opitz - Chemeketa, 6, Rod Hamilton - Chemeketa.

2 MILE

1, Larry Moluf - GFC, 2, Dan Stanhope - Blue Mt., 3, Ken Bell - GFC, 4, Willard
Fox - Clackamas, 5, Curt Ankeny - GFC, 6, Denny Conant. - GFC

MILE RELAY

2, Chemeketa, 3, Clackamas, 4, George Fox, 5, Blue Mountain

NAIA TWO-MILE RUN SEMI-FINALS

(Qualify six from each Heat to the Finals)

HEAT 1

| <u>ALLEY</u> | <u>POSITION</u> | <u>NUMBER</u> | <u>COMPETITOR</u> | <u>SCHOOL</u> | <u>TIME</u> | <u>PLACE</u> |
|--------------|-----------------|---------------|--------------------------|---------------------------|-------------|--------------|
| 1 | 1 | 407 | Joe Skaja (9:00) | St. John's (MN) | 9:23.6 | 4th |
| | 2 | 43 | Randy Gosnell (9:45.0) | Arkansas-Monticello | | |
| | 3 | 275 | Herman Alonso (9:15.0) | Marymount (KS) | | |
| | 4 | 356 | Chris Bousum (9:28.4) | Pittsburg St. (KS) | | |
| | 5 | 313 | Patrick Rinn (9:16.0) | Nebraska-Omaha | 9:23.5 | 3rd |
| 2 | 1 | 322 | Larry Switzer (9:20) | Oklahoma Baptist | 9:29. | 6th |
| | 2 | 446 | Henry Shawnee (9:15.0) | Southwestern Oklahoma St. | | |
| | 3 | 431 | Jerry Eye (9:40) | Southwestern (KS) | | |
| | 4 | 355 | Lucian Rosa (9:10.0) | Wisconsin-Parkside | 9:26.2 | 5th |
| | 5 | 139 | Rex Maddaford (8:47.7) | Eastern New Mexico | 9:12.1 | 1st |
| 3 | 1 | 125 | Ron Lancaster (9:10.0) | Eastern Illinois | 9:21.3 | 2nd |
| | 2 | 94 | Colin O'Brien (9:13.0) | Dallas Baptist (TX) | | |
| | 3 | 449 | Terry Valentine (9:19.7) | Spring Arbor (MI) | | |

HEAT 2

| | | | | | | |
|---|---|-----|------------------------|---------------------|--------|-----|
| 1 | 1 | 97 | Frank Slomp (9:11.9) | Dallas Baptist (TX) | | |
| | 2 | 158 | Dennis Nee (9:02.0) | Emporia St. (KS) | 9:14.4 | 2nd |
| | 3 | 263 | Jim Drews (9:35.0) | Wisconsin-LaCrosse | 9:24.6 | 6th |
| | 4 | 467 | Ralph Foote (9:19.0) | Taylor (IN) | 9:15.7 | 3rd |
| | 5 | 506 | Jerry Miller (9:24.0) | Macalester (MN) | | |
| 2 | 1 | 8 | Charlie Vigil (9:25.2) | Adams St. (CO) | 9:26.0 | 8th |
| | 2 | 253 | Dale Dobesh (9:32.0) | Kearney St. (NE) | | |
| | 3 | 238 | Ron McDonald (9:28.0) | Bendrix (AR) | | |
| | 4 | 492 | Tom Hale (8:57.2) | Whitworth (WA) | 9:14.1 | 1st |
| | 5 | 281 | Fred Maier (9:14.0) | Marymount (KS) | 9:23.6 | 5th |
| 3 | 1 | 99 | Joe Smith (9:08) | Dallas Baptist | | |
| | 2 | 201 | Ken Bell (9:20) | George Fox (OR) | 9:26.0 | 7th |
| | 3 | 193 | Alvin Penka (9:07) | Fort Hays St. (KS) | 9:18.9 | 4th |

OREGON RELAYS

MARCH 1, 1972
MONMOUTH, ORE.

11:00 4 Mile Relay

Ln 1-OCE; Ln 2-Lin; Ln 3- L&C; Ln 4-GF
One lane stagger

11:20 440 Relay

Ln 2- Will; Ln 3-Lin; Ln 4-OCE; Ln 5-L&C; Ln 6-PAC.
Lanes full distance

11:30 Distance Medley
(440, 880, 3/4, Mile)

Ln 1- L&C; Ln 2-Will; Ln 3- Pac; Ln 4- PSU;
Ln 5-GF; Ln 6- Lin; Ln 7-U of P; Ln 8- OCE
440 in lanes, 880 cut to pole.

11:50 Sprint Medley
(220, 110, 110, 440)

Ln 2- L&C; Ln 3- Will; Ln 4-U of P; Ln 5-GF
Ln 6- Lin; Ln 7- Pac; Ln 8-OCE
Two two turn stagger, 440 cut to pole.

12:00 2 Mile Relay

Ln 2-OCE; Ln 3-PU; Ln 4-L&C; Ln 5-GF; Ln 6-U of P
One turn stagger

12:20 880 Relay

Ln 2- Lin; Ln 3- Will; Ln 4-Pac; Ln 5-L&C; Ln 6-OCE
Ln 7- U of P
Lanes full distance

12:50 Mile Relay

Ln 1- PAC; Ln 2-Lin; Ln 3 OCE; Ln 4-PSU; Ln 5-GF
Ln 6- Will; Ln 7-U of P; Ln 8- L&C
Two turn stagger (1st run in lanes full distance)

Cut
64
68 2:12

E6 63.5
Denny 65.5
Ken 64.5
3:32
2:20 2:15 2:13

9:06.2

7:52
6:47.5

9:05
1:52

10:67.5
6:32
4:35.5

H

56 1:51.5 2:49 3:46.6
56. 56.5 56.5

2:46.6
2:49.
7.6

OREGON RELAYS

FIELD EVENTS ORDER

Pole Vault: 1st- PSU; 2nd-~~GF~~; 3rd-Will; 4th-L&C; 5th-OCE; 6th-U of P; 7th-Lin.
11'6- 12'0- 12'6- 13'0

High Jump : 1st- L&C; 2nd-Lin; 3rd-~~GF~~ ; 4th-OCE; 5th- Will.
5'8- 5'10- 6'0- 6'2- 6'4- 6'6

Long Jump : 1st-~~GF~~; 2nd-Will; 3rd-OCE; 4th PSU; 5th- Lin; 6th- PAC; 7th-L&C
3 jumps; no finals

Shot : 1st-L&C; 2nd-OCE; 3rd-PSU; 4th- PAC; 5th- Will
3 puts (2 and 1)

Javelin : 1st- GF; 2nd- ^③L&C; 3rd-PAC; 4th-PSU; 5th-^②Will; 6th-^⑥OCE; 7th-OTI
3 throws-(2 and 1) Top six for final 3 throws.

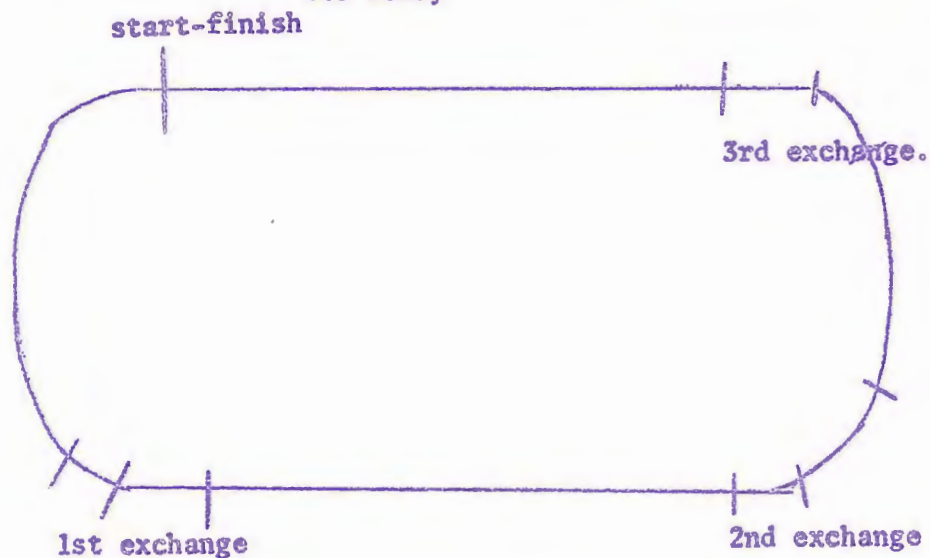
Discus : 1st- PSU; 2nd- Lin; 3rd- PAC; 4th-L&C; 5th-GF; 6th-OCE
3 throws(2 and 1) top six for final 3 throws.

Dittus 168
D. G. 171
Buck 157

4^m

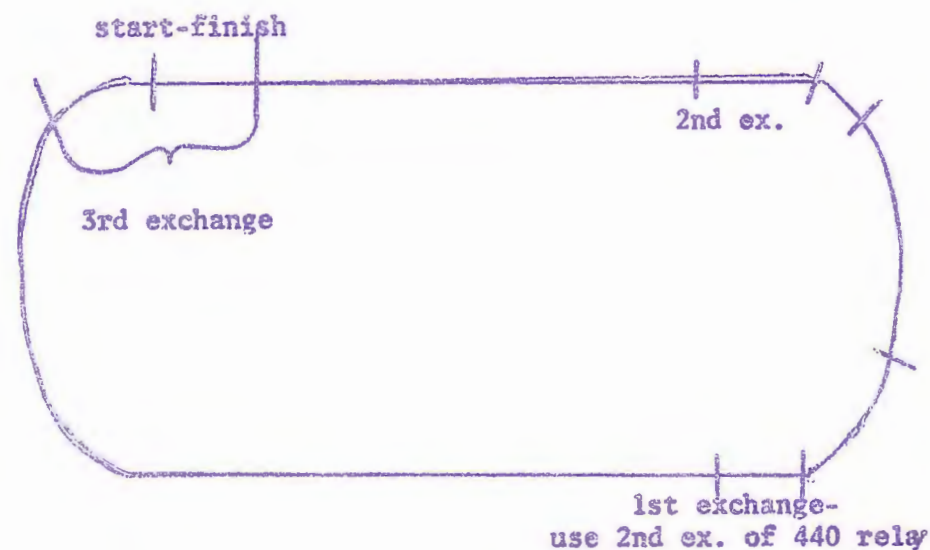
WEST SIDE OF FIELD

440 Relay

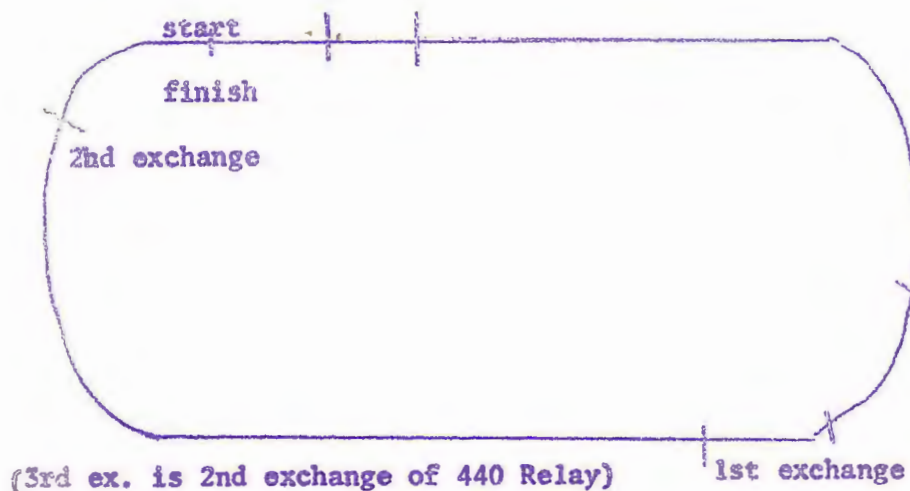


(All exchange areas- blue)

Sprint Medley- 220-110-110-440
(1st lap in lanes, 2nd lap cut to poles)



880 Relay



INTERCOLLEGIATE TRACK & FIELD---GEORGE FOX vs. LEWIS AND CLARK---Mar. 16, 1972---GRISWOLD ST.

| | IC | GF |
|--|-----|----|
| SHOTPUT---Rex Rice, IC, 45-1 $\frac{1}{2}$; Ken Otto, IC, 39-1; Al Wise, IC, 38-8 | 9 | 0 |
| 440 RELAY---Lewis and Clark (Fike, Ohm, Gano, Grant) 44.6 | 14 | 0 |
| HIGH JUMP---Jerry Swanson, IC, 6-2; (tie) Stan Simmons, IC, and Bruce Kennedy, IC, 5-10 | 23 | 0 |
| MILE---Bob Byerly, IC, 4:19.5; <u>Ken Bell, GF, 4:22.8</u> ; Toby Daniels, IC, 4:33.4 | 29 | 3 |
| LONG JUMP---Randy Fike, IC, 22-9; Steve Ohm, IC, 21- $\frac{1}{4}$; Ron Gaither, IC, 20-8 $\frac{3}{4}$ | 38 | 3 |
| HIGH HURDLES---Randy Fike, IC, 15.4; <u>Tom Bronleewe, GF, 16.3</u> ; Bruce Kennedy, IC, 17.0 | 44 | 6 |
| JAVELIN--- ^{IC} Gran Lee, 194-7; Mike Gano, IC, 191-5; <u>Mic DiGioia, GF, 183-0</u> | 52 | 7 |
| 440---Larry Byerly, IC, 52.5; <u>Dean Matson, GF, 52.8</u> ; <u>Mic DiGioia, GF, 54.7</u> | 57 | 11 |
| 100---Floyd Grant, IC, 10.3; <u>Ed Buck, GF, 11.3</u> ; <u>Don O'Neill, GF, 11.4</u> | 62 | 15 |
| 880---Paul Malin, IC, 1:57.6; Rich Olson, IC, 1:59.0; <u>Denny Cornet, GF, 2:07.3</u> | 70 | 16 |
| DISCUS--- ^{IC} Al Wise, 151-8; Larry Diller, IC, 123-8; Rex Rice, IC, 122-1 | 79 | 16 |
| INTERMEDIATES---Bruce Schilling, IC, 56.8; <u>Tom Bronleewe, GF, 60.3</u> ; Stan Simmons, ^{IC} 85 | 19 | 19 |
| 220---Randy Fike, IC, 22.8; Floyd Grant, IC, 24.0; Tom Bauer, IC, 24.8 | 98 | 19 |
| POLE VAULT---(tie) Floyd Grant, IC, and <u>Don O'Neill, GF, 11-6</u> ; <u>Dave Pearce, GF, 11-0</u> | 98 | 24 |
| TRIPLE JUMP---Ron Gaither, IC, 43-10 $\frac{1}{4}$; <u>Randy Winston, GF, 42-10$\frac{1}{4}$</u> ; Stan Simmons, IC, 104 | 27 | 27 |
| TWO MILE--- in <u>Ken Bell, GF, 9:31.6</u> ; <u>Curt Ankeny, GF, 9:38.8</u> ; John Mitchell, IC, 9:52.7 | 105 | 36 |
| MILE RELAY---Lewis and Clark (Daniels, L. Byerly, Rex Malin, B. Byerly) 3:30.3 | 110 | 35 |

FINAL SCORE: Lewis and Clark 110, George Fox 35

PLACES: First--- IC 16, George Fox 2 (includes 1 tie)
 Second--- IC 7, George Fox 8
 Third--- IC 10, George Fox 5

GEORGE FOX COLLEGE TUNE-UP

April 1, 1972

GFC
Linfield
Ore Tech
Clack
Umpqua
Port Track Club

440 Relay

| | | |
|-----|-----------------------|----------------|
| 1st | Linfield College | 45.0 |
| 2nd | Clackamas Community A | 45.8 |
| 3rd | George Fox College | 46.4 |
| 4th | Oregon Tech | 46.9 |
| 5th | Portland Track Club | 48.7 |
| 6th | Umpqua Community | 49.4 |
| | Clackamas Community | Did not finish |

Mile

| | | | |
|-----|------------------|------------|--------|
| 1st | Norm Cylar | PTC | 4:23.8 |
| 2nd | Ken Bell | GFC | 4:32.2 |
| 4th | Doug Wellman | PTC | 4:36.4 |
| 3rd | Vince Obersinner | CCC | 4:35.9 |
| 5th | Gurt Ankeny | GFC | 4:36.5 |
| 6th | Danny Conant | GFC | 4:39.8 |
| 7th | Greg Jacobs | Unattached | 4:40.1 |

High Jump

| | | | |
|-----|-----------------|-----|-------|
| 1st | Mark Halland | GFC | 6'0" |
| 2nd | John Bartlett | LC | 6'0" |
| 3rd | Brian Keiling | CCC | 5'10" |
| 4th | Jim Williams | UCC | 5'10" |
| 5th | Randy Winston | GFC | 5'8" |
| 6th | Neil Abrahamson | OTI | 5'6" |
| 7th | Ed Buck | GFC | 5'6" |
| 8th | Paul Haines | UCC | 5'6" |

High Hurdles

| | | | |
|-----|---------------|-----|------|
| 1st | Dave Garten | LC | 15.6 |
| 2nd | Jim McAbee | PTC | 15.8 |
| 3rd | Tom Bronleewe | GFC | 15.9 |
| 4th | Steve Rooney | LC | 16.2 |
| 5th | Dean Matson | GFC | 16.4 |
| 6th | Tim Kare | UCC | 17.0 |
| 7th | Robert Howell | CCC | 17.2 |
| 8th | Dave Pearce | GFC | 19.0 |
| 9th | Mike Heath | UCC | 19.3 |

440

| | | | |
|-----|---------------|-----|------|
| 1st | Randy Kessler | CCC | 51.4 |
| 2nd | Eric Olson | UCC | 53.1 |
| 3rd | Louie Pitu | OTI | 53.3 |
| 4th | Jay Hill | PTC | 53.7 |
| 5th | Dennis Pattee | OTI | 54.7 |
| 6th | Willard Fox | CCC | 55.0 |
| | Steve Noble | UCC | 55.0 |
| 8th | Ron Darmutzer | OTI | 59.0 |

98th Steve Young LC 63.4

100

| | | | |
|------|-----------------|-----|------|
| 1st | Chris Knudson | LC | 10.2 |
| 2nd | Mark Halland | GFC | 10.5 |
| 3rd | Lynn Eves | PTC | 10.5 |
| 4th | Jim Gilbert | PTC | 10.6 |
| 5th | Keith Kongsle | PTC | 10.6 |
| 6th | Don Diver | OTI | 10.6 |
| 7th | Larry Bishop | LS | 10.7 |
| 8th | Jerry Bremmyer | CCC | 10.7 |
| 9th | Cruz | PTC | 10.9 |
| 10th | Charles James | CCC | 11.0 |
| 11th | Brad Hubey | CCC | 11.0 |
| 12th | Marty Iacolucci | CCC | 11.2 |
| 13th | George Degman | OTI | 11.2 |
| 14th | Ed Harris | OTI | 11.6 |
| 15th | Lance Powell | LC | 11.8 |
| 16th | Matt Coleman | LC | 12.0 |
| 17th | Mike Nelson | UCC | 12.6 |

880

| | | | |
|-----|------------------|-----|--------|
| 1st | Bill Hamlin | LC | 1:59.3 |
| 2nd | Don McMillan | PTC | 2:02.4 |
| 3rd | Vince Obersinner | CCC | 2:06.4 |
| 4th | Mike Sabin | PTC | 2:07.0 |
| 5th | Ed Buck | GFC | 2:07.8 |
| 6th | Frank Francis | PTC | 2:08.1 |
| 7th | Doug Watson | CCC | 2:09.2 |

Long Jump

| | | | |
|------|----------------|-----|-------------|
| 1st | Tim Arthur | LC | 21' 11" |
| 2nd | Jerry Brown | LC | 20' 4" |
| 3rd | Randy Winston | GFC | 20' 3 3/4" |
| 4th | Charles James | CCC | 20' 1" |
| 5th | Dirk DeGroot | OTI | 19' 11 3/4" |
| 6th | Alex Sanchez | OTI | 19' 8 3/4" |
| 7th | Jerry Bremmyer | CCC | 18' 7 1/4" |
| 8th | Tim Kana | UCC | 18' 6 1/4" |
| 9th | Dean Matson | GFC | 18' 3 1/2" |
| 10th | Dave Houde | UCC | 18' 3 1/4" |

Intermediate Hurdles

| | | | |
|-----|-----------------|-----|------|
| 1st | Dave Garten | LC | 58.5 |
| 2nd | Dave Brown | LC | 58.6 |
| 3rd | Chris Knudson | LC | 60.4 |
| 4th | Tom Bronleewe | GFC | 61.5 |
| 5th | Steve Gulley | GFC | 61.8 |
| 6th | Steve Rooney | LC | 64.8 |
| 7th | Wendall Jackson | CCC | 71.1 |
| 8th | Rick Hanson | CCC | 79.0 |

Shot

| | | | |
|----------------|-------------------------|----------------|---------------------|
| 1st | Ken Cutocher | Unattached | 49' |
| 2nd | Leonard Ostrom | UCC | 46'9" |
| 3rd | Steve Pickering | LCC | 43' |
| 4th | Rich Stoner | CCC | 42'6" |
| 5th | George Slay | OTI | 40'1" |
| 6th | Jim Pleasant | GFC | 38-4 1/2 |
| 7th | Del Dittus | GFC | 33-4 |

Javelin

| | | | |
|-----|--------------|-----|-------------|
| 1st | Mick DiGioia | GFC | 174'11 1/2" |
| 2nd | Doug Watson | CCC | 174'10" |
| 3rd | George Slay | OTI | 169' 3" |
| 4th | Ed Buck | GFC | 163'11 1/2" |
| 5th | Del Dittus | GFC | 162'7" |
| 6th | Lynn Meyers | UCC | 154'9" |

220

| | | | |
|----------------|-----------------------|----------------|-----------------|
| 1st | Randy Kessler | CCC | 23.6 |
| 2nd | Jay Hill | PTC | 24.2 |
| 3rd | Jim McAbee | PTC | 24.2 |
| 4th | Greg Fledderman | LC | 24.4 |
| 5th | George Degman | OTI | 24.7 |
| 6th | Mike Nelson | UCC | 25.0 |
| 7th | Dean Matson | GFC | 25.0 |
| 8th | Mick Di Gioia | GFC | 25.0 |
| 9th | Dennis Pattee | OTI | 25.3 |
| 10th | Jerry Bremmeyer | UCC | 26.2 |
| 11th | Matt Coleman | LC | 26.8 |

Discus

| | | | |
|------|----------------|-----|--------------|
| 1st | Baldcensen | PTC | 170' 5 3/4" |
| 2nd | Leonard Ostrom | UCC | 145' 5 1/2" |
| 3rd | Tom Prigmore | LC | 126' 1 1/2" |
| 4th | Larry Burns | PTC | 125' 1" |
| 5th | Joe Simpson | LC | 124' 4" |
| 6th | Craig Phelps | CCC | 118' 5 1/2" |
| 7th | Jim Pheasant | GFC | 111' 4 1/2" |
| 8th | George Slay | OTI | 107' 11 1/2" |
| 9th | Russ Sutton | ORI | 107' 1" |
| 10th | Mike Doherty | CCC | 93' 1" |
| 11th | Dick Burns | PTC | 91' |
| 12th | Rich Stoner | CCC | 79' 2" |

3 Mile

| | | | |
|-----|---------------|-----|---------|
| 1st | Norm Oylar | PTC | 14:36.9 |
| 2nd | Curt Ankeny | GFC | 14:47.5 |
| 3rd | Ken Bell | GFC | 15:06.9 |
| 4th | Eric Lewis | PTC | 15:54.7 |
| 5th | Bob Drake | LC | 16:10.5 |
| 6th | Willard Fox | CCC | 16:18.0 |
| 7th | Leonard Gross | UCC | 17:19.9 |

Mile Relay

| | | |
|-----|---------------------|--------|
| 1st | Linfield A | 3:34.6 |
| 2nd | George Fox | 3:38.2 |
| 3rd | Linfield B | 3:42.6 |
| 4th | Clackamas Community | 3:43.5 |
| 5th | Oregon Tech | 3:44.3 |

Triple Jump

| | | | |
|-----|---------------|-----|-------------|
| 1st | Herman Brame | PTC | 44' 9" |
| 2nd | Mark Halland | GFC | 44' 1 1/2" |
| 3rd | Randy Winston | GFC | 43' 10" |
| 4th | John Bartlett | LC | 42' 10 1/2" |
| 5th | Jim Williams | UCC | 40' 10 1/2" |
| 6th | Alex Sanchez | OTI | 39' |

Pole Vault

| | | | |
|-----|---------------|-----|--------|
| 1st | Ric Taylor | PTC | 14' 6" |
| 2nd | Dan Coleman | CCC | 12' 6" |
| 3rd | Dave Pearce | GFC | 11' 6" |
| 4th | George Harris | OTI | 11' 6" |

GEORGE FOX COLLEGE - PACIFIC UNIVERSITY

Track Meet

April 15, 1972 1:30 p.m.

| Event | 1st Name/School | Mark | 2nd Name/School | Mark | 3rd Name/School | Mark | GFC | PU |
|------------------------|--------------------------|---------------|----------------------------|----------------|----------------------------|---------------|---------|---------|
| Shot | R. Bruss Pacific | 42' 3" | D. Bowman Pacific | 41' 11 1/2" | J. Pheasant George Fox | 38' 3" | 1 1 | 8 8 |
| 440 Relay | Pacific | 45.0 | George Fox | 46.1 | | | 0 1 | 5 13 |
| Mile | K. Bell George Fox | 4: 22.6 | C. Ankeny George Fox | 4: 30.3 | G. Haller Pacific | 4: 31.5 | 8 9 | 1 14 |
| High Hurdles | J. Boyd Pacific | 15.6 | J. Simon Pacific | 15.6 | T. Bronleewe George Fox | 16.0 | 1 10 | 8 22 |
| 440 | M. DiGioda George Fox | 53.2 | M. Stewart Pacific | 55.4 | N. Powers Pacific | 57.2 | 5 15 | 4 26 |
| Long Jump | R. Winston George Fox | 20' 4 1/2" | M. Halland George Fox | 20' 1/2" | E. Buck George Fox | 19' 6 1/2" | 9 24 | 0 26 |
| Javelin | M. DiGioda George Fox | 188' 7" | J. Crossland Pacific | 181' 7" | E. Buck George Fox | 178' 0" | 6 30 | 3 29 |
| 100 | T. Warren Pacific | 10.3 | M. Halland George Fox | 10.5 | R. Mikolasy Pacific | 10.6 | 3 33 | 6 35 |
| Discus | D. Bowman Pacific | 132' 8" | J. Pheasant George Fox | 118' 3 1/2" | R. Bruss Pacific | 115' 1" | 3 36 | 6 41 |
| 880 | E. Buck George Fox | 2: 02.5 | J. Jones Pacific | 2: 04.3 | T. Millbrooks Pacific | 2: 05.5 | 5 41 | 4 45 |
| 440 Interm. Hurdles | J. Boyd Pacific | 58.6 | T. Bronleewe George Fox | 59.5 | S. Gulley George Fox | 61.3 | 4 45 | 5 50 |
| 220 | T. Warren Pacific | 22.9 | M. Halland George Fox | 23.7 | S. Moore Pacific | 24.0 | 3 48 | 6 56 |
| Pole Vault | B. Mikolasy Pacific | 12' | D. O'Neil George Fox | 11'6" | E. Buck George Fox | 11'0" | 4 52 | 5 61 |
| High Jump | M. Halland George Fox | 6'0" | R. Winston George Fox | 6'0" | M. Williams Pacific | 5'10" | 8 60 | 1 62 |
| 2 Mile | K. Bell George Fox | 9: 19.8 | C. Ankeny George Fox | 9: 32.6 | P. Haller Pacific | 10: 04.9 | 8 68 | 1 63 |
| Mile Relay | Pacific | 3:34.8 | George Fox | 3:35.0 | | | 0 68 | 5 68 |
| Triple Jump | M. Halland George Fox | 44' 2" | R. Winston George Fox | 42' 10" | M. Williams Pacific | 41' 3 1/2" | 8 76 | 1 69 |
| TOTALS | | | | | | | 76 | 69 |

Pacific 9

5

9

GEORGE FOX COLLEGE TRACK

Meet Pacific

Date 4-15-72

Scoring 5-3-1

Running Events

5-5 440 Relay 0-5
 1-1 Mile 6 3
 1-8 High Hurdles 1-8
 1-4 440 3-5
 3-6 100 1-8
 5-4 880 4-5
 4-5 Int. Hurdles 3-6
 3-6 220 1-8
 8-1 2 Mile - 8-1
 0-5 Mile Relay 0-5

| | | | | | | | |
|----------|--|---------|--|---------|--|----------|--|
| DiGioria | | Gulley | | Winston | | Halland | |
| Bell | | Ankeny | | Conant | | | |
| Bronlewe | | | | | | | |
| DiGioria | | | | | | | |
| Halland | | | | | | | |
| Buck | | Conant | | | | | |
| Bronlewe | | Gulley | | | | | |
| Halland | | | | | | | |
| Bell | | Ankeny | | Molot | | | |
| Gulley | | Winston | | Buck | | DiGioria | |

Field Events

4-5 Pole Vault 5-4
 3-1 High Jump 6-3
 9-0 Long Jump 3-6
 3-1 Triple Jump 3-1
 1-8 Shot 0-9
 3-6 Discus 1-8
 6-3 Javelin 4-5

| | | | | | | | |
|----------|--|---------|--|----------|--|--|--|
| O'Neil | | Buck | | | | | |
| Halland | | Winston | | Buck | | | |
| Halland | | Winston | | Buck | | | |
| Halland | | Winston | | Bronlewe | | | |
| Pheasant | | Dittus | | | | | |
| Pheasant | | Dittus | | | | | |
| DiGioria | | Buck | | Dittus | | | |
| | | | | | | | |

Hammer

54 90

4-63
 72 64
 14 5
 76 69

Pacific

BRUIN TRACK 1972

- 6 1. Ankeny, Curt ³ mile - ³ 2 mile
- 10 2. Bell, Ken ⁵ mile - ⁵ 2 mile
- 4 3. Bronleewe, Tom ¹ H ¹ H, ³ I H T J
- 8 4. Buck, Eb ¹ jav ⁵ 880 ¹ L J (H J) mile relay PV
- ~~5. Galkins, Don~~
- 6. Conant, Denny - mile - 880
- 10 7. DiGioia, Mick ⁵ jav 440 relay ⁵ 440 mile relay
- 8. Dittus, Del - jav shot discs
- 1 9. Gulley, Steve 440 relay - I H - mile relay
- ~~10. Harris, Rick~~
- 19 11. Holland, Mark ⁵ H J ⁵ T J ³ L J 440 relay ³ 100 ³ 220
- ~~12. Matson, Dean~~
- ¹ Mofat, Larry
- ~~13. Merritt, Keith~~ - 2 mile
- 3 14. O'Neill, Don ³ PV
- ~~15. Pearce, Dave~~
- 4 16. Phesant, Jim ¹ shot ³ discs
- 11 17. Winston, Randy ³ H J ⁵ L J ³ T J 440 relay

TRACK MEET
April 8, 1972
George Fox College

| Events | 1st 10 | 2nd 8 | 3rd 6 | 4th 4 | 5th 2 | 6th 1 | Bl. | Ch | Mt. | GFC | Clat | Clac |
|-----------------|--------------------------|-------------------------------|-------------------------------|-----------------------------|-----------------------------|------------------------------|----------|--------|-----|-----|-------|---------|
| 440 Relay | Blue Mt. | 45.2 Clackamas | 46.3 George Fox | 46.7 Chemeketa | 49.2 | | | 4 | 10 | 6 | 0 | 8 |
| Shot | R. Stoner Clackamas | 43" L. Lewis Chemeketa | 39" J. Pheasant George Fox | 39" G. Vollman Clatsop | 36" C. Phelps Clackamas | 35" E. Leap Blue Mt. | 34" 8 | 12 | 17 | 12 | 4 | 12 |
| Mile | K. Bell George Fox | 4: V. Obersinner Clackamas | 4: C. Ankeny George Fox | 4: J. Zedwic Clatsop | 4: L. Moluf George Fox | 5: 29.6 | 0 | 0 | 18 | 4 | 8 | 28 |
| High Hurdles | T. Bronleewe George Fox | 16.2 S. Christiansen Blue Mt. | 17.0 R. Howell Clackamas | 17.2 F. Christensen Clatsop | 17.8 D. Pearce George Fox | 19.3 K. Green Clatsop | 0 | 12 | 18 | 42 | 13 | 35 |
| Pole Vault | D. Coleman Clackamas | 12' D. Pearce George Fox | 11' J. Aiken Clatsop | | | | 0 | 12 | 18 | 50 | 19 | 45 |
| 440 | W. Raw Blue Mt. | 51.7 R. Kessler Clackamas | 52.0 M. DiGiovanna George Fox | 54.9 D. Gorman Blue Mt. | 55.5 W. Humpert Clackamas | 58.4 | 0 | 12 | 32 | 56 | 19 | 55 |
| 100 | B. Porter Blue Mt. | 10.3 R. Spears Blue Mt. | 10.6 B. Hicky Clackamas | 10.9 M. Halland George Fox | 11.0 C. James Clackamas | Opita-Chem. Bremmeyer-Clack. | 11.2 1/2 | 18 | 4 | 0 | 9 1/2 | 6 1/2 |
| 880 | E. Buck George Fox | 2: K. Bell George Fox | 2: D. Conant George Fox | 2: V. Obersinner Clackamas | 2: M. Johnson Clatsop | 2: S. Robinson Clackamas | 2: 0 | 0 | 23 | 2 | 6 | 70 1/2 |
| Long Jump | R. Winston George Fox | 19' C. James Clackamas | 19' M. Halland George Fox | 19' J. Bremmeyer Clackamas | 17' J. Aiken Clatsop | 17' E. Buck George Fox | 17' 0 | 0 | 17 | 2 | 12 | 82 1/2 |
| Javelin | D. Watson Clackamas | 157" B. Jones Clatsop | 155" M. DiGiovanna George Fox | 149" E. Buck George Fox | 145" P. Raney Clatsop | 131" J. Pheasant George Fox | 12 1/2 | 0 | 11 | 10 | 10 | 92 1/2 |
| Discus | C. Phelps Clackamas | 123" J. Pheasant George Fox | 112" G. Vollman Clatsop | 101" T. Lwoich Clackamas | 101" L. Lewis Chemeketa | 92" R. Andriesian Clatsop | 14 1/2 | 0 | 8 | 27 | 14 | 106 1/2 |
| 220 | W. Raw Blue Mt. | 23.4 R. Spears Blue Mt. | 23.6 B. Porter Blue Mt. | 24.1 B. Hicky Clackamas | 25.0 M. Iacolucci Clackamas | 25.7 | 0 | 24 | 0 | 0 | 6 | 112 1/2 |
| Interm. Hurdles | S. Jones Blue Mt. | 60.4 T. Bronleewe George Fox | 61.5 S. Gulley George Fox | 61.6 D. Watson Clackamas | 63.7 D. Pearce George Fox | 63.9 | 0 | 10 | 16 | 0 | 4 | 116 1/2 |
| 2 Mile | K. Bell George Fox | 9: C. Ankeny George Fox | 9: D. Stanhope Blue Mt. | 11: D. Conant George Fox | 12: L. Moluf George Fox | 12: 08.0 | 0 | 6 | 24 | 0 | 0 | 116 1/2 |
| Mile Relay | Blue Mt. | 40.3 Clackamas | 42.0 George Fox | 48.6 | | | 0 | 10 | 6 | 0 | 8 | 124 1/2 |
| High Jump | S. Christiansen Blue Mt. | 6'2" B. Keilling Clackamas | 6' M. Halland George Fox | 6' R. Winston George Fox | 5' R. Harder Clackamas | 5' | 0 | 18 | 10 | 0 | 18 | 134 1/2 |
| Triple Jump | R. Winston George Fox | 43' M. Halland George Fox | 42' T. Bronleewe George Fox | 39' C. James Clackamas | 38' 10 3/4" | | 0 | 0 | 24 | 0 | 4 | 156 1/2 |
| TOTALS | | | | | | | | 14 1/2 | 189 | 199 | 40 | 138 1/2 |

GEORGE FOX COLLEGE TRACK

Meet Blue Mt - Clack - Chem - Clatsop

Date 6-8-72

Scoring _____

Running Events

440 Relay

Mile

High Hurdles

440

100

880

Int. Hurdles

220

2 Mile

Mile Relay

| | | | | | | | |
|---------|--|--------------------|--|---------|--|---------|--|
| DiGioia | | Gulley | | Winston | | Holland | |
| Bell | | Ankeny | | Moluf | | | |
| Bronkew | | Pearce | | | | | |
| DiGioia | | | | | | | |
| Holland | | | | | | | |
| Buck | | Conant | | | | | |
| Bronkew | | Gulley | | Pearce | | | |
| Holland | | | | | | | |
| Bell | | Ankeny | | Conant | | Moluf | |
| Gulley | | Winston | | Buck | | DiGioia | |

Bron

Bron

Field Events

Pole Vault

High Jump

Long Jump

Triple Jump

Shot

Discus

Javelin

| | | | | | | | |
|----------|--|---------|--|-----------|--|----------|--|
| Pearce | | O'Neil | | | | | |
| Holland | | Winston | | (Buck) | | | |
| Holland | | Winston | | Buck | | | |
| Holland | | Winston | | (Bronkew) | | | |
| Pheasant | | Dittus | | | | | |
| Pheasant | | Dittus | | | | | |
| DiGioia | | Buck | | Dittus | | Pheasant | |
| | | | | | | | |

~~Hammer~~

George Fox at Portland State
COLLEGE TRACK
Duniway Park, Apr. 22, 1972, 1 pm

| | | | Representative Times/ Distances |
|------|---|--|---|
| 1:00 | High Jump - GF - Mark Halland, Randy Winston PSU - Randy Woodfield | | Halland (6-0), Winston (6-0) Woodfield (6-0) |
| | Pole Vault GF - O'Neil, (Don), Eb Buck PSU - Brad Moore | | O'Neil (11-6) Moore (14-6) |
| | Long Jump: GF - Randy Winston, Mark Halland PSU - Randy Woodfield, Don Hall , B. Moore | | Winston (20-4½) Woodfield (21-6½) |
| | Shotput GF - Pheasant (Jim), Del Dittus PSU - Al Tuttle, Don Hall, George Ohler | | Pheasant (38-3) Tuttle (45-8½) |
| | Javelin GF - Mike DiGioia, Del Dittus, Eb Buck PSU - Obie Wilbur, Don Hall, Brad Moore | | DiGioia (188-7) Wilbur (218-1) |
| | Trple Jp (After LJ) GF - Mark Halland, Randy Winston PSU - Randy Woodfield , Brad Moore | | Halland (44-2) Moore (39-11½) |
| | Discus GF - Pheasant (Jim), Del Dittus PSU - Al Tuttle, Don Hall, Geo. Ohler | | Pheasant (118-3½) Tuttle (148-11½) |
| 1:30 | 440 Relay GF - PSU - Kauffman, Hall, Woodfield, Neuburger | | 46.1 45.9 |
| 1:35 | Mile GF - Ken Bell, Kurt Ankey PSU - Jim Russell, Brad Pinkstaff | | Bell (4:22) Ankey (4:30) Russell (4:31) |
| 1:45 | 120 HH GF - Tom Bronleeve, Mark Halland PSU - Steve Wilson, Brad Moore, G. Ohler | | Bronlee (:16) Wilson (:19.5) |
| 1:55 | 440 GF - Mike DiGioia, Steve Gullely PSU - Don Kauffman, Tony Peterson | | DiGioia (53.2) Kauffman (52.9) |
| 2:05 | 100 GF - Mark Halland, Eb Buck PSU - David Papp , Don Hall, Woodfield, Wilson | | Halland (10.5) Papp (10.9) |
| 2:15 | 880 GF - Eb Buck, Denny Conant PSU - Rick Langdon, Jack Wright | | Buck (2:02.5) Langdon (2:00.4) |
| 2:25 | Int. Hurd. GF - Tom Bronleeve, Steve Gullely PSU - Carl Neuburger, Ed Landauer | | Bronlee (59.5) Neuburger (60.4) |
| 2:35 | 220 GF - Mark Halland, Randy Winston PSU - Don Kauffman, Brian Bauman | | Halland (23.7) Kauffman (23.8) |
| 2:45 | 2-Mile GF - Ken Bell, Kurt Ankey PSU - Rick Langdon , Brad Pinkstaff, Russell | | Bell (9:19), Ankey (9:32) Langdon (9:51.2) |
| 3:00 | Mile Rel. GF - PSU - Langdon, Wright, Kauffman, Gleason | | 3:38.5 |

Coming Meets... Next Saturday, PSU at Southern Oregon
Sat., May 6 Central Washington, here
Sat., May 13 PSU at Puget Sound

Records:
PSU (0-3)
GF (1-1)

GF Scores: 35 Lewis & Clark 110; 76 Pacific 69
PSU: 57 EOC 88; 43 Seattle Pacific 105; 42 Lewis & Clark 103

GEORGE FOX COLLEGE TRACK

Meet PSU

Date 4-22-72

Scoring 5-3-1

Running Events

2-5 440 Relay 45.5
 3-1 Mile
 -0 High Hurdles
 3-6 440
 3-6 100
 3-6 880
 -3 Int. Hurdles
 3-6 220
 8-1 2 Mile
 0 5 Mile Relay
 3:36.1

| | | | | | | | |
|--------------------|--|-------------------|--|------------------|--|----------|--|
| DiGioria | | Gulley | | Winston | | Holland | |
| Bell ① 4:19.0 | | Ankeny ② 4:25.3 | | | | | |
| Bronleeuw ① 5:15.7 | | Gulley ③ 17.8 | | (Holland) ② 17.0 | | | |
| DiGioria ② 53.7 | | | | | | | |
| Holland ② 10.5 | | Gulley | | | | | |
| Buck ② 2:02 | | Conant 2:08.8 | | | | | |
| Bronleeuw ① 58.8 | | Gulley ③ 61.0 | | | | | |
| Holland ② 23.5 | | (Winston) | | | | | |
| Bell ① 9:25.5 | | Ankeny ② 9:26.0 | | Conant 10:29 | | | |
| Gulley | | Buck | | Winston | | DiGioria | |

3:43.6

Field Events

3-5 Pole Vault
 4-8 High Jump
 -4 Long Jump
 1-0 Triple Jump 8
 -8 Shot
 -8 Discus
 -5 Javelin
 Hammer

| | | | | | | | |
|--------------------|--|--------------------|--|----------------------|--|------|------|
| O'Neil ① 11-0 | | Buck ② 11-0 | | | | | |
| Holland ① 5-10 | | Winston ② 5-8 | | (Buck) | | | |
| Holland ① 22-2 1/4 | | Winston ② 20-7 | | Buck ③ 19-1 1/4 | | | |
| Holland ① 46-9 1/4 | | Winston ② 45-4 1/4 | | Bronleeuw ③ 42-1 3/4 | | 32-6 | 5lep |
| Dittus ③ 34-6 1/2 | | | | | | | |
| Dittus ③ 108-2 | | Bronleeuw | | | | | |
| DiGioria ② 183-10 | | Buck 181-7 | | Dittus ③ 183-0 | | | |

5 64

74-69

57

63

57 8/65
 63 1/64 5/69

PORTLAND STATE MEET

4-22-72

440 relay

| | |
|-------|-------------|
| Mic | 11.5 |
| Steve | 13.5 |
| Randy | 10.1 |
| Mark | 10.4 |
| | <u>45.5</u> |

880

| Eb | Denny |
|-------------|---------------|
| 59 | 61 |
| 63 | 68.8 |
| <u>2:02</u> | <u>2:09.8</u> |

Mile

| Ken | Curt |
|-------------|-------------|
| 63 | 65 |
| 67 | 68 |
| 64.5 | 69 |
| 64.5 | 63 |
| <u>4:19</u> | <u>4:25</u> |

2-Mile

| Ken | Curt | Denny |
|--------|--------|-------|
| 69 | 69 | 69 |
| 71 | 71 | 73 |
| 70 | 71 | 83 |
| 72 | 73.5 | 81 |
| 4:42 | 4:43.5 | 5:06 |
| 73 | 72.5 | 85 |
| 74 | 73 | 82 |
| 72 | 72 | |
| 64.5 | 63 | |
| 4:43.5 | 4:40.5 | |
| 9:25.5 | 9:26 | 10:29 |

DUAL TRACK MEET - APRIL 25, 1972

MAXWELL FIELD- LINFIELD COLLEGE - MC MINNVILLE, OREGON

WEATHER CONDITIONS: SUNNY, COOL (high 50's) Breeze from Southwest

| | 43.6 | Linfield | G.F. |
|--------------|---|----------|------|
| 440 Relay; | Linfield(Bishop, Knudson, Jepson, Gibson) <u>George Fox, 46.6</u> | 5/5 | 0/0 |
| Shot Put | Pickering, (L)44'5½", Goodin(L)40'3½", Simpson(L)38'6½" | 9/14 | 0/0 |
| Mile Run | <u>Bell(GF)4:28.8, Ankeny(GF)4:33.0,</u> <u>Drake(L)4:37.0</u> | 1/15 | 8/8 |
| 120 H. H. | Brown(L)15.5, <u>Bronleewe(GF)15.6</u> Geist(L)15.7 | 6/21 | 3/11 |
| 440 | Hanlon(L)51.5, DeVore(L)51.9, Garton(L) 52.5 | 9/30 | 0/11 |
| Javelin | <u>Buck(GF)172, DiGiola(GF)169'5½",</u> <u>Wallace(L)161'10"</u> | 1/31 | 3/19 |
| 100 yd, dash | Gibson(L)9.9, Bishop(L)10.4, <u>Halland(GF)10.5</u> | 8/39 | 1/20 |
| Pole Vault | Hargar(L)12', Hall(L)12', <u>Buck(GF)11'6"</u> | 8/47 | 1/21 |
| Long Jump | <u>Halland(GF)22'2", Brown(L)21'8", Buck(GF)</u> <u>21'5"</u> | 3/50 | 6/7 |
| 880 | Hanlon(L)2:03.8, <u>Buck(GF)2:05.7, Conant(GF)</u> <u>2:07.7</u> | 5/55 | 4/31 |
| 440 I. H. | Brown(L)58.2, <u>Bronleewe(GF)58.8, Geist(L)</u> 59.1 | 6/61 | 3/34 |
| Discus | Simpson(L)132'8", Prigmore(L)126'9" <u>Dittus(GF)113'0"</u> | 8/69 | 1/35 |
| 220 | Gibson(L)23.0, <u>Halland(GF)23.5,</u> <u>Fledderman(L)24.7</u> | 6/75 | 3/38 |
| 3 Mile | <u>Ankenly(GF)14:32.3, Bell(GF)14:36.3,</u> <u>Buck(GF)17:09.8</u> | 0/75 | 9/47 |
| Mile Relay | Linfield(DeVore, Garton, Fledderman, Gibson) 3:39.6 | 5/80 | 0/47 |
| High Jump | Bartlett(L)6'3", <u>Halland(GF)6'0", Winston(GF)</u> <u>6'0"</u> | 5/85 | 4/51 |
| Triple Jump | <u>Halland(GF)46'1½", Bartlett(L)46'4½",</u> <u>Winston(GF)44'7"</u> | 3/87 | 6/57 |

Conf

BRUIN TRACK
1972

| | | | |
|-------------------------------|---|---|----|
| 1. Ankeny, Curt | ² mile | 3 ¹ mile | 8 |
| 2. Bell, Ken | ¹ mile | 3 ² mile | 8 |
| 3. Bronleewe, Tom | ² H H | ² I H | 6 |
| 4. Buck, Eb | Jan ¹ , PV ³ , 880 ² , 3 ³ mile, LJ ³ | | 11 |
| 5. Galkins, Don | | | |
| 6. Conant, Denny | ³ 880 | mile | 1 |
| 7. DiGloia, Mick | Jan ² | 440 | 3 |
| 8. Dittus, Del | discus | shot Jan | 1 |
| 9. Gulley, Steve | I H | | 0 |
| 10. Harris, Rick | | | |
| 11. Holland, Mark | ² HJ | ¹ LJ ¹ TJ ³ 100 ² 220 | 17 |
| 12. Watson, Dean | | | |
| 13. Merritt, Keith | | | |
| 14. O'Neil, Don | PV | | 0 |
| 15. Pearce, Dave | | | |
| 16. Phesant, Jim | | | |
| 17. Winston, Randy | ³ HJ | ³ LJ TJ | 2 |
| | | | 57 |

NAIA DISTRICT II TRACK & FIELD

CHAMPIONSHIPS

FINAL

RESULTS

| | |
|---------------|--|
| SIX MILE | : 1st= Curt Ankeny, GF, 30:58.8 (DISTRICT RECORD) (STADIUM RECORD) 2nd= Ken Bell, GF, 30:58.8 3rd= Larry Miller, SOC, 31:29.8 4th= Doug Johnson, L&C, 33:31.6 5th= Larry Muller, OCE, 34:23.6 |
| DISCUS | : 1st= Doyle Kenady, OCE, 166'6 2nd= Greg Atterbury, SOC, 162'9 3rd= Mark Smith, WB, 160'0 4th= John Lahley, OCE, 149'0 5th= Al Wise, L&C, 148'6 |
| LONG JUMP | : 1st= Randy Fike, L&C, 23'2" 2nd= Tim Arthur, LINN, 23'1 1/2" 3rd= Dennis Hunt, EOC, 22' 8 1/4" 4th= Gery Ellibee, WILL, 22'6 1/2" 5th= John Hammand, OCE, 21'11 3/4" |
| STEEPLECHASE: | 1st= Rick Fordney, OCE, 9:37.0 2nd= John Barry, SOC, 9:43.6 3rd= Larry Miller, SOC, 9:45.8 4th= Ken Woodard, L&C, 9:51 5th= Mike Haglund, OCE, 9:56.4 |
| HAMMER | : 1st= Doyle Kenady, OCE, 159'5" 2nd= Lynn Bates, OCE, 153'0 3rd= John Anderson, WILL, 150'3" 4th= Jim Strinz, SOC, 134'9" 5th= John Lahley, OCE, 134'5" |
| 2 MILE WALK | : 1st= Steve Tyzer, OCE, 14:23.7 2nd= Rob Frank, OCE, 16:15.0 3rd= Terry Robinson, OCE, 16:17.9 4th= Bob Korn, EOC, 16:25.7 5th= Ben Sias, L&C, 17:39.6 |
| 440 RELAY | : 1st= North, Inifer, Graves, Woods, OCE, 42.7 2nd= Bishop, Knudson, Jepsen, Gilson, LIN, 43.4 3rd= Fike, Gano, Byerly, Garnt, L&C, 43.6 4th= Kreuts, Krohn, Schwab, Merryman, WILL, 43.7 5th= McClay, Bischoff, Rauscher, Hunt, EOC, 43.9 |
| MILE RUN | : 1st= Bob Byerly, L&C, 4:17.1 2nd= Gordon Garlock, OCE, 4:17.6 3rd= Ken Woodard, L&C, 4:20.0 4th= Larry Thomas, SOC, 4:20.7 5th= Rich Olson, L&C, 4:23.5 |

- HIGH HURDLES :1st- John Boyd, PU, 14.8
2nd- Ken Boethin, OCE, 15.2
3rd- Randy Fike, L&C, 15.2
4th- Brad Victor, WILL, 15.2
5th- Dan Stocker, WILL, 15.3
- 440 :1st- Bob Graves, OCE, 48.8
2nd- Carl Shaw, LIN, 49.1
3rd- Mark Schrepel, OCE, 49.9
4th- Dan Moody, OCE, 50.0
5th- Steve Phifer, 50.1
- 100 :1st- Roger Woods, OCE, 10.1
2nd- Dave Gibson, LIN, 10.1
3rd- Tony Warren, PU, 10.1
4th- Floyd Grant, L&C, 10.2
5th- Steve Krohn, WILL, 10.4
- High Jump : 1st- Gary Davis, OCE, 6'6 $\frac{1}{2}$ "
2nd- Rich Whipple, WILL, 6'6 $\frac{1}{2}$ "
3rd- Dennis Olafson, OCE, 6'4"
4th- Jerry Swanson, L&C, 6'2"
5th- Eric Banks, WILL, 6'2"
- SHOT PUT : 1st- Don Lewis, EOC, 55'3"
2nd- Doyle Kenady, OCE, 55'0"
3rd- Dave Paul, OCE, 49'11 $\frac{1}{4}$ "
4th- Jim McDonald, EOC, 49'9 $\frac{1}{4}$ "
5th- Rex Rice, L&C, 46'4"
- 440 I.H. : 1st- Mike Biscoft, EOC, 54.7
2nd- John Boyd, PU, 54.7
3rd- Pat Sutton, OCE, 55.7
4th- Bruce Shilling, L&C, 55.9
5th- Dave Price, WILL, 56.8
- 880 : 1st- Bruce Vogel, OCE, 1:51.5 (NEW DISTRICT RECORD)
2nd- Dick Euling, NNC, 1:54.1
3rd- Brock Hinzmann, WILL, 1:55.2
4th- Jim Jones, PU, 1:56.8
5th- Paul Malin, L&C, 1:57.7
- 220 : 1st- Bob Graves, OCE, 21.1
2nd- Roger Woods, OCE, 22.0
3rd- Steve Phifer, OCE, 22.0
4th- Tony Warren, PU, 22.3
5th- Mark Schrepel, OCE, 22.4
- POLE VAULT :1st- Stan Porter, OCE, 14'9 (SCHOOL RECORD)
2nd- Jerry Lunsford, L&C, 14'6
3rd- Jon Duerst, OCE, 14'6
4th- Dennis Pennington, OCE, 14'1
5th- Warren Hopson, SOC, 13'0

TRIPLE JUMP

- : 1st- Mark Halland, GF, 47'6 $\frac{1}{2}$
- 2nd- Randy Winston, GF, 45' $\frac{3}{4}$
- 3rd- John Bartlett, LIN, 45'10
- 4th- Rick Gould, OCE, 43'11 $\frac{1}{2}$
- 5th- Bob Boyce, SOC, 43'11 $\frac{1}{2}$

JAVELIN

- : 1st- Tony Grant, OVI, 249'6 (DISTRICT RECORD) (STADIUM RECORD)
- 2nd- Mike Gano, L&C, 210'3
- 3rd- George Slay, OTI, 208'4
- 4th- Rich O'Brien, OCE, 208'2
- 5th- Bob Corcoran, WILL, 201'10

THREE MILE

- : 1st- Curt Ankeny, GF, 14:32.0
- 2nd- Kirk Gamble, OCE, 14:32.8
- 3rd- Larry Miller, SOC, 14:39.0
- 4th- Ken Bell, GF, 14:48
- 5th- Mike Haglund, OCE, 15:24.2

MILE RELAY

- : 1st- (Phifer, Schrepel, Graves, Vogel) 3:21.7
- 2nd- (Hanlong, DeVore, Gibson, Knudson) 3:22.2
- 3rd- (Kreutz, Schwab, Merryman, Ellibee) 3:24.0
- 4th- (Jacobs, Rose, Rose, Norton) 3:25.1
- 5th- (Brown, Byerly, Malin, Byerly) 3:27.0

TEAM SCORING CHART NAIA District II 1972 Track and Field Championships

Scoring: 8-5-5-2-1 for first 5 places

| SCHOOL | DISCUS | LONG JUMP | SIX MILE | STEEPLECHASE | HAMMER THROW | SHOT PUT | JAVELIN | 2 MILE WALK | 440 RELAY | MILE RUN | HIGH HURDLES | 440 DASH | 100 DASH | 880 RUN | TRIPLE JUMP | 440 INTERMEDIATE | 220 DASH | THREE MILE | MILE RELAY | POLE VAULT | HIGH JUMP | TOTAL |
|-----------------------------|--------|-----------|----------|--------------|--------------|----------|---------|-------------|-----------|----------|--------------|----------|----------|---------|-------------|------------------|----------|------------|------------|------------|-----------|-------|
| PACIFIC UNIVERSITY | 0 | 0 | 0 | 0 | 0 | 0 | 0 | 0 | 0 | 0 | 8 | 8 | 11 | 13 | 13 | 18 | 20 | 20 | 20 | 20 | 20 | 20 |
| COLLEGE OF IDAHO | 0 | 0 | 0 | 0 | 0 | 0 | 0 | 0 | 0 | 0 | 0 | 0 | 0 | 0 | 0 | 0 | 0 | 0 | 0 | 0 | 0 | 0 |
| WESTERN BAPTIST BIBLE | 2 | 0 | 0 | 0 | 0 | 0 | 0 | 0 | 0 | 0 | 0 | 0 | 0 | 0 | 0 | 0 | 0 | 0 | 0 | 0 | 0 | 2 |
| NORTHWEST NAZARENE COLLEGE | 0 | 0 | 0 | 0 | 0 | 0 | 0 | 0 | 0 | 0 | 0 | 0 | 0 | 5 | 0 | 0 | 0 | 0 | 0 | 0 | 0 | 5 |
| WILLAMETTE UNIVERSITY | 0 | 2 | 0 | 0 | 3 | 0 | 1 | 0 | 2 | 0 | 3 | 1 | 1 | 3 | 0 | 1 | 0 | 0 | 3 | 0 | 6 | 26 |
| GEORGE FOX COLLEGE | 0 | 0 | 13 | 13 | 13 | 13 | 13 | 13 | 13 | 13 | 13 | 13 | 13 | 13 | 26 | 26 | 26 | 36 | 36 | 36 | 36 | 36 |
| SOUTHERN OREGON COLLEGE | 6 | 0 | 9 | 8 | 2 | 0 | 0 | 0 | 0 | 2 | 0 | 0 | 0 | 0 | 0 | 0 | 0 | 3 | 2 | 1 | 0 | 27 |
| EASTERN OREGON COLLEGE | 0 | 3 | 0 | 0 | 0 | 10 | 0 | 2 | 1 | 0 | 0 | 0 | 0 | 0 | 1 | 8 | 0 | 0 | 0 | 0 | 0 | 25 |
| OREGON TECHNICAL INSTITUTE | 0 | 0 | 0 | 0 | 0 | 0 | 11 | 0 | 0 | 0 | 0 | 0 | 0 | 0 | 0 | 0 | 0 | 0 | 0 | 0 | 0 | 11 |
| LINFIELD COLLEGE | 0 | 5 | 0 | 0 | 0 | 0 | 0 | 5 | 5 | 0 | 0 | 5 | 5 | 0 | 3 | 0 | 0 | 0 | 5 | 0 | 0 | 28 |
| OREGON COLLEGE OF EDUCATION | 10 | 1 | 1 | 9 | 14 | 8 | 2 | 16 | 8 | 5 | 5 | 14 | 8 | 8 | 2 | 3 | 37 | 23 | 28 | 13 | 11 | 169 |
| LEWIS AND CLARK COLLEGE | 1 | 8 | 2 | 2 | 0 | 1 | 5 | 1 | 3 | 12 | 3 | 0 | 2 | 1 | 0 | 2 | 0 | 0 | 1 | 5 | 2 | 51 |
| | | | | | | 0 | | | | | | | | | | | | | | | | |

NAIA DISTRICT II TRACK & FIELD
CHAMPIONSHIP

FRIDAY MAY 12, 1972

6 Mile Final: 1st- Curt Ankeny, GF, 2nd- Ken Bell, GF, 3rd- Larry Miller, SOC;
4th- Doug Johnson, L&C; 5th- Larry Muller, OCE.
Winning Time: 30:58.8

H.H: Semi: - Heat I
1st- John Boyd, PU, 14.9; 2nd- Ken Boethin, OCE, 15.0; 3rd- Dan
Stocker, WILL, 15.2; 4th- Ed Grist, LIN, 15.7

Heat II
1st- Brad Victor, WILL, 15.1; 2nd- Mike Bischoff, EOC, 15.2;
3rd- Randy Fike, L&C, 15.3; 4th- Tom Bronleewe, GF, 15.9

440 : Semi: Heat I
1st- Carl Shaw, LIN, 50.7; 2nd- Dan Moody, OCE, 51.3; 3rd- Steve
Phifer, OCE, 51.5; 4th- Tom Rose, SOC, 51.8
Heat II
1st- Mark Schrepel, OCE 50.9; 2nd- Bob Groves, OCE, 51.0; 3rd- Gary Jeans,
NNC, 51.2; 4th- Don Norton, SOC, 51.3

100: Semi: Heat I
1st- John Hammand, OCE, 10.1; 2nd- Bernie Hamilton, CI, 10.1;
3rd- Dave Jacobs, SOC, 10.1; 4th- Ken Rauscher, EOC, 10.2
Heat II
1st- Tony Warren, PU, 9.9; 2nd- Dave McClay, EOC, 10.0; 3rd- John
Blomberg, SOC, 10.2; 4th- Doug Holmes, WILL, 10.2
Heat III
1st- Steve Krohn, WILL, 10.1; 2nd- Floyd Grant, L&C, 10.2; 3rd- Larry
Bishop, LIN, 10.2; 4th- Bill Carpenter, SOC, 10.6
Heat IV
1st- Dave Gibson, LIN, 9.8; 2nd- Roger Woods, OCE, 9.9; 3rd- Steve
Schwab, WILL, 10.3; 4th- Dave Magnum, NNC, 10.3

I.H.: Semi: Heat I
1st- John Boyd, PU, 57.1; 2nd- Chris Knudson, LIN, 57.5; 3rd- Bruce
Shilling, L&C, 57.7; 4th- Ken Boethin, OCE, 58.2
Heat II
1st- Pat Sutton, OCE, 57.0; 2nd- Mike Bischoff, EOC, 57.4; 3rd- Dave
Garton, LIN, 58.0; 4th- Dave Price, WILL, 58.0

200: Semi: Heat I
1st- Roger Woods, OCE, 22.1; 2nd- Bernie Hamilton, CI, 22.3;
3rd- Dave McClay, EOC, 22.6; 4th- Doug Holmes, WILL, 22.9
Heat II
1st- Bob Graves, OCE, 21.9; 2nd- Gary Ellibee, WILL, 22.3; 3rd- Dave
Jacobs, SOC, 22.4; 4th- Don Diver, OTI, 23.5
Heat III
1st- Tony Warren, PU, 22.1; 2nd- Mark Schrepel, OCE, 22.3
3rd- John Blomberg, SOC, 22.6; 4th- Dan Stocker, WILL, 23.6
Heat IV
1st- Steve Phifer, OCE, 22.1; 2nd- Ken Rauscher, EOC, 22.7;
3rd- Steve Schwab, WILL, 22.9; 4th- Bill Carpenter, SOC, 24.1

STEEPLECHASE FINAL:

1st- Rick Fordney, OCE, 9:37.0; 2nd- John Barry, SOC, 9:43.6
3rd- Larry Miller, SOC, 9:45.8; 4th- Ken Woodard, L&C, 9:51.0
5th- Mike Haglund, OCE, 9:56.4

HIGH JUMP

| <u>NO.</u> | <u>CONTESTANT</u> | <u>SCHOOL</u> | <u>BEST JUMP</u> |
|------------|-------------------|-------------------------------------|------------------|
| 34 | Reed, Scott | Biola College | 6'4" |
| 76 | Walker, Dale | Cumberland College | 6'10" |
| 89 | Henslee, Winn | Dallas Baptist | 6'8" |
| 103 | Curry, Walden | Delta State College | 6'10" |
| 114 | Phillips, Pat | Doane College | 6'6" |
| 131 | Lapito, Leo | Eastern Montana College | 6'7" |
| 133 | Utterback, Brad | Eastern Montana College | 6'6" |
| 157 | Watson, Rob | Eastern Washington State College | 6'6 3/4" |
| 163 | McClure, Allan | Fairmont State College | 6'8" |
| 172 | Caraway, Bud | Fresno Pacific College | 6'7 1/2" |
| 177 | Thiesen, Ken | Fresno Pacific College | 6'8 1/2" |
| 181 | Halland, Mark | George Fox College | 6'2" |
| 200 | Stephens, Lance | Indiana University of Pennsylvania | 6'8" |
| 208 | Rambo, Jim | Jamestown College | 6'8" |
| 213 | Wilson, Dave | John Brown University | 6'6" |
| 216 | Walker, Carlos | Kansas State College | 6'8 1/2" |
| 236 | Benning, Bill | Loras | 6'6" |
| 304 | Davis, Gary | Oregon College | 6'6 1/2" |
| 315 | Olafson, Dennis | Oregon College | 6'4" |
| 323 | Stephens, Dave | Oregon College | 6'9 3/4" |
| 330 | Barbara, Mike | Ottawa University | 6'6" |
| 348 | Phillips, Dave | Pembroke State University | 6'10 1/2" |
| 360 | Staton, Dan | St. Ambrose College | 6'8 1/2" |
| 361 | Thomason, Dave | St. Ambrose College | 6'6 1/2" |
| 371 | Wedmann, Wilf | Simon Fraser University | 6'8" |
| 379 | Stands, Ken | University of S. Dakota Springfield | 6'7" |
| 418 | Wolfgang, Gerald | West Virginia Wesleyan College | 6'8" |
| 432 | Salzman, Mark | Western Washington State College | 6'4" |
| 443 | Coleman, Ron | Westmont College | 6'11" |
| 462 | Stigen, David | Whitman College | 6'7" |
| 488 | LaFond, Ron | Univ. of Wisconsin (Stevens Point) | 6'7 1/2" |
| 495 | Hackbarth, Tom | Univ. of Wisconsin (Stout) | 6'6" |
| 508 | McNett, Gary | Whitewater-Univ. of Wisconsin | 6'4" |
| 567 | Clifton, George | Texas Southern University | 6'8" |
| 591 | Leitchner, Chuck | State College of Arkansas | 6'8 1/2" |

| NO. | CONTESTANT | SCHOOL | BEST PERFORM. |
|-----|-------------------|----------------------------------|---------------|
| 11 | Owusu, Josh | Angelo State Univ. | 26'3" |
| 68 | Walker, David | Central Washington St. College | 25'3" |
| 83 | Brown, Marvin | Dallas Baptist | 25'5" |
| 85 | Denton, Jerry | Dallas Baptist | 23'0" |
| 96 | Smith, Calvin | Dallas Baptist | 23'11 1/4" |
| 103 | Curry, Walden | Delta State College | 23'9 1/2" |
| 116 | Brown, Darrell | Eastern Illinois Univ. | 24'6" |
| 216 | Walker, Carlos | Kansas State College | 24'5 1/2" |
| 222 | Christensen, Kurt | Kearney State College | 22'11 1/2" |
| 231 | Fike, Randy | Lewis & Clark College | 23'8 1/2" |
| 246 | Armstrong, Scott | Mulone College | 22'9" |
| 292 | Webb, Tom | Oklahoma Baptist Univ. | 23'8" |
| 302 | Rankin, Larry | Oklahoma Baptist Univ. | 23'0" |
| 341 | Jagger, Dave | Pasadena College | 24'2 3/4" |
| 421 | Gaines, Jerry | Western Carolina Univ. | 24'9 1/2" |
| 457 | Lyons, Troy | Whittier College | 24'5" |
| 474 | Bunke, Jeff | Winona College | 23'8" |
| 483 | Sodomire, David | Univ. of Wisconsin - Platteville | 22'10 3/4" |
| 516 | Sang, Julius | North Carolina Central | 25'11" |
| 529 | Cotton, Tony | Arkansas Tech | 23'3 1/2" |
| 569 | Flippen, Gregory | Texas Southern University | 24'10" |
| 580 | Thompson, Carl | Texas Southern University | 24'6" |

| NO. | CONTESTANT | SCHOOL | TIME |
|-----|-------------------|----------------------------------|---------|
| 28 | Courson, Jon | Biola College | 158.8 |
| 31 | James, Hadley | Biola College | 168.3 |
| 44 | Taylor, David | Catawba | 159'11" |
| 57 | Harsh, William | Central Washington State College | 172'9" |
| 87 | Hall, Phillip | Dallas Baptist | 155'0" |
| 101 | Walker, Fred | David Lipscomb | 155'6" |
| 111 | Cook, Don | Doane College | 155'7" |
| 119 | Einbecker, Roger | Eastern Illinois Univ. | 155'4" |
| 145 | Tanner, Ron | Eastern New Mexico Univ. | 165' |
| 183 | Bahr, David | Graceland College | 167'11" |
| 196 | Murphy, Mike | Howard Payne College | 158' |
| 212 | Pruitt, Tim | John Brown Univ. | 161'3" |
| 217 | Hinson, Jerry | Kansas State Teachers College | 163'6" |
| 226 | Rol, Mike | Kearney State College | 153'4" |
| 250 | Pittenger, Ken | Malone College | 145'2" |
| 251 | Pittenger, Rick | Malone College | 114'9½" |
| 277 | Hurley, Jack | Northern State College S.D. | 159'1" |
| 291 | Wigton, Mike | Occidental College | 166'11" |
| 296 | Neugent, Jim | Oklahoma Christian College | 176'6½" |
| 311 | Kenady, Doyle | Oregon College | 158'11" |
| 312 | Tabley, John | Oregon College | 149' |
| 340 | Pritchard, Dan | Pacific Lutheran Univ. | 157'10" |
| 358 | Tucker, Don | Univ. of Redlands | 162'9" |
| 375 | Hesse, Carl | Univ. of South Dakota | 160'2" |
| 376 | Rood, Jay | Univ. of South Dakota | 162'3" |
| 381 | Atterburg, Greg | Southern Oregon College | 162'9" |
| 404 | Nitz, Paul | Taylor University | 151'9½" |
| 405 | Argubright, Tommy | Texas A & I | 165'1" |
| 419 | Smith, Mark | Western Baptist Bible College | 160' |
| 470 | Nave, Brad | Whitworth College | 168'5" |
| 503 | Everson, Jeff | Whitewater-Univ. of Wisconsin | 152'1" |
| 564 | Salak, Harry | Dickinson State College | 162'11" |
| 570 | Frazier, Robert | Texas Southern University | 151' |
| 590 | Hazelwood, Danny | State College of Arkansas | 160' |

POLE VAULT

| <u>NO.</u> | <u>CONTESTANT</u> | <u>SCHOOL</u> | <u>BEST VAULT</u> |
|------------|---------------------|--|-------------------|
| 29 | Davidson, Duane | Biola College | 15'0" |
| 63 | Payne, Ray | Central Washington State College | 14'7 3/4" |
| 75 | LaBoon, Joe | Cumberland College | 14'6" |
| 104 | Huffman, Randall | Delta State College | 15'1" |
| 118 | Davis, John Michael | Eastern Illinois University | 16' |
| 135 | Bryant, Mike | Eastern New Mexico University | 16' |
| 139 | Lincoln, Jim | Eastern New Mexico University | 14'6" |
| 136 | Rossier, Paul | Eastern Washington State College | 15' |
| 185 | Jenner, Bruce | Graceland College | 15'4" |
| 189 | Durmon, Joe | Hendrix College | 14'6" |
| 229 | Welch, Steve | Kearney State College | 16'9" |
| 234 | Lunsford, Jerry | Lewis & Clark College | 15'1" |
| 268 | Parris, Rickey | McMurry College | 14'7 1/2" |
| 283 | Henderson, Tom | Occidental College | 14'1 3/4" |
| 305 | Duerst, Jon | Oregon College | 14'5" |
| 317 | Pennington, Dennis | Oregon College | 13'9" |
| 320 | Porter, Stan | Oregon College | 15'7" |
| 321 | Price, Todd | Oregon College | 14'6" |
| 357 | Senken, Scott | University of Redlands | 14'6" |
| 372 | Kass, Steve | Sioux Falls College | 14'10" |
| 377 | Schutz, Marvin | University of South Dakota (Springfield) | 14'6" |
| 384 | Hansen, Rory | Southwestern College | 14'6" |
| 426 | Wait, Dan | Western Carolina University | 14'1 1/2" |
| 428 | Henrie, Dick | Western Washington State College | 15' |
| 444 | Hughes, Steve | Westmont College | 15' |
| 447 | Lee, Bob | Westmont College | 14'6" |
| 471 | Conover, Jerry | William Jewell College | 15'1 1/2" |
| 476 | Engsberg, Jack | Univ. of Wisconsin (LaCrosse) | 14'10 1/2" |
| 489 | Lehman, Jim | Univ. of Wisconsin (Stevens Point) | 15'3" |
| 533 | McMichaels, Steve | Quachita Baptist University | 14'6" |
| 535 | Pynez, Danny | Quachita Baptist University | 14'1" |
| 561 | Vanderpan, Terry | Western Montana college | |

MASSACHUSETTS

| NO. | CONTESTANT | SCHOOL | SCORE |
|-----|-------------------|------------------------------------|-----------|
| 5 | Vigil, Stanley | Adams State College | 2:06:00.0 |
| 19 | Anderson, Dave | Bandjji State College | 2:03:00 |
| 20 | Phillips, David | Bandjji State College | 2:00:34 |
| 42 | Frongello, Wayne | Eastern State College | 2:00:00 |
| 41 | Rayko, Rick | Eastern State College | 1:58:34 |
| 67 | Tlorito, Robert | Central Washington State College | 2:00:00 |
| 70 | Akiyama, Wayne | Cleveland-Muhlenberg | 2:00:00 |
| 136 | Cain, Lee | Eastern New Mexico University | 2:00:00 |
| 137 | Chavez, Larry | Eastern New Mexico University | 2:00:00 |
| 140 | Lynch, Steve | Eastern New Mexico University | 2:00:00 |
| 141 | Corbali, Gary | Eastern New Mexico University | 2:00:00 |
| 167 | Bradrick, Tom | Fort Hays Kansas State College | 2:00:00 |
| 170 | Ankany, Curt | George Fox College | 2:00:00 |
| 186 | Tasker, John D.K. | Graceland College | 2:00:00 |
| 191 | Anderson, Donald | Hillsdale College | 2:00:00 |
| 201 | Slusser, Donald | Indiana University of Pennsylvania | 1:58:00 |
| 210 | Brame, Hank | John Brown University | 2:00:00 |
| 211 | Low, Rodger | John Brown University | 2:00:00 |
| 223 | Kugel, Jim | Kearney State College | 2:00:00 |
| 232 | Johnson, Doug | Lewis & Clark College | 2:00:00 |
| 245 | Wagner, Ed | Loma College | 2:00:00 |
| 252 | Schoell, Bill | Malone College | 2:00:00 |
| 272 | Hawkins, John | Univ. of Nebraska at Omaha | 2:00:00 |
| 288 | Rude, Allan | Cocodental College | 2:00:00 |
| 364 | Skaja, Joe | St. John's University | 2:00:00 |
| 382 | Miller, Larry | Southern Oregon College | 2:00:00 |
| 391 | Shammas, Harvey | Southwestern State | 2:00:00 |
| 434 | Shaw, Mike | Western Washington St.-College | 2:00:00 |
| 441 | Todaro, Don | Westminster College | 2:00:00 |
| 450 | Schoffield, Alan | Westmont College | 2:00:00 |
| 451 | Stirling, Craig | Westmont College | 2:00:00 |
| 480 | Rosa, Lucian | Univ. of Wisconsin (Parkside) | 2:00:00 |
| 518 | Orner, Lance | Jockey Mountain College | 2:00:00 |

100 METER DASH

| NO. | CONTESTANT | SCHOOL | BEST TIME |
|-----|--------------------------|---------------------------------------|-----------|
| 10 | Okvir, Kofi | Angelo State | 9.4 |
| 22 | Brown, James | Berry College | 9.5 |
| 53 | Jones, Marcus | Central State University | 9.4 |
| 54 | Behrbaum, Mike | Central Washington State College | 9.6 |
| 66 | Slavens, Steve | Central Washington State College | 9.6 |
| 73 | Bellfield, Lee | College of St. Thomas | 9.5 |
| 77 | Bennett, Bob | N Dakota State | 9.7 |
| 81 | Baldwin, Francis | Dallas Baptist | 9.4 |
| 85 | Denton, Jozzy | Dallas Baptist | 10.2 |
| 88 | Hargrett, Thomas | Dallas Baptist | 9.5 |
| 97 | Thomas, Coleman | Dallas Baptist | 9.4 |
| 122 | Jackson, Rodney | Eastern Illinois University | 9.6 |
| 127 | Osei-Agyeman, Sandy | Eastern Illinois University | 9.6 |
| 133 | Utterback, Brad | Eastern Montana College | 9.9 |
| 137 | Evans, Hermin | Eastern New Mexico University | 9.6 |
| 138 | Fabien, Ray | Eastern New Mexico University | 9.5 |
| 151 | Bowles, Dwayne | Eastern Washington State University | 9.6 |
| 187 | Eubanks, Robert | Grand Valley State College | 9.8 |
| 193 | Redpath, Ian | Hillsdale College | 9.7 |
| 235 | Bell, Keith | Loras College | 9.6 |
| 253 | Davis, Jeffrey Fletcher | Mars Hill College | 9.7 |
| 333 | Gulley, Thomas | Wachita Baptist | 9.8 |
| 344 | Graham, Dennis | Pembroke State University | 9.4 |
| 360 | Staton, Dan | St. Ambrose College | 9.6 |
| 374 | Patterson, Dale | South Dakota Tech | 9.7 |
| 383 | Gulley, Charles | Southeastern State | 9.35 |
| 425 | Thomas, Clarence | Western Carolina University | 9.6 |
| 429 | MaGee, James E. | Western Washington State College | 9.6 |
| 449 | Kavelomanantsoa, Jean L. | Westmont College | 9.3 |
| 455 | Debato, Charles | Whittier College | 9.6 |
| 477 | Forslund, Jeff | University of Wisconsin (Oshkosh) | 9.8 |
| 485 | Gray, Gary | University of Wisconsin (River Falls) | 9.8 |
| 514 | Horsley, Jeff | North Carolina Central | 9.4 |
| 527 | Carter, Steve | Arkansas Tech | 9.7 |
| 531 | Sidney, Larry | Arkansas Tech | 9.7 |
| 541 | Jackson, Tomm | Prairie View A & M College | 9.4 |
| 551 | Batie, James | Troy State University | 9.3 |
| 554 | Black, Larry | Alcorn A & M | |
| 555 | Capitol, Adrian | Alcorn A & M | |
| 556 | McGee, Willie | Alcorn A & M | |
| 557 | McGowan, Alvin | Alcorn A & M | |
| 558 | Robinson, Marvin | Alcorn A & M | |
| 559 | Sims, Jerry | Alcorn A & M | |
| 566 | Barther, Ronald | Texas Southern | 9.4 |
| 572 | Jackson, Kenneth | Texas Southern | 9.5 |
| 577 | Snow, Eddie | Texas Southern | 10.4 |
| 578 | Sumpter, Amos | Texas Southern | 9.5 |
| 579 | Taylor, Robert | Texas Southern | 9.0 |

100 YARD RACE

| NO. | CONTESTANT | SCHOOL | FAST TIME |
|-----|---------------------|----------------------------------|-----------|
| 22 | Brown, James | Berry College | 21.7 |
| 51 | McDonald, Phillip | Cedarville College | 22.7 |
| 53 | Jones, Marcus | Central State University | 21.5 |
| 73 | Baillfield, Lee | College of St. Thomas | 21.2 |
| 77 | Bennett, Bob | Dakota State | 21.2 |
| 81 | Baldwin, Francis | Dallas Baptist | 21.3 |
| 85 | Denton, Jerry | Dallas Baptist | 21.3 |
| 88 | Hargrett, Thomas | Dallas Baptist | 21.1 |
| 97 | Thomas, Coleman | Dallas Baptist | 21.5 |
| 127 | Osei-Agyeman, Sandy | Eastern Illinois University | 21.0 |
| 137 | Evans, Herman | Eastern New Mexico University | 21.7 |
| 138 | Fabien, Ray | Eastern New Mexico University | 21.4 |
| 151 | Bowles, Dwayne | Eastern Washington State College | 21.5 |
| 187 | Rufanks, Robert | Grand Valley State College | 21.3 |
| 193 | Redpath, Ian | Hillisdale College | 21.3 |
| 235 | Bell, Keith | Loras College | 21.9 |
| 256 | Farwell, Ray | Moorhead State | 22.7 |
| 264 | Berry, Freeman | Morningside College | 21.3 |
| 281 | Schulte, Steve | Northern State College | 22.1 |
| 310 | Graves, Bob | Oregon College | 21.7 |
| 332 | Coates, Jerry | Ouachita Baptist | 21.9 |
| 344 | Graham, Dennis | Pembroke State | 21.1 |
| 345 | Jones, Dennis | Pembroke State | 21.0 |
| 353 | Redburn, Tom | Pomona College | 21.5 |
| 360 | Stanton, Dan | St. Ambrose College | 21.7 |
| 383 | Gulley, Charles | Southeastern State | 21.3 |
| 392 | Stinson, Larry | Southwestern State | 21.5 |
| 401 | Harvey, Jackie | Sul Ross State University | 20.9 |
| 411 | Sjoberg, Per-Olof | U.S. International University | 21.3 |
| 425 | Thomas, Clarence | Western Carolina University | 21.4 |
| 429 | Magee, James E. | Western Washington State College | 21.7 |
| 448 | Nunnaley, Doug | Westmont College | 21.4 |
| 477 | Forslund, Jeff | Univ. of Wisconsin (Oshkosh) | 22.0 |
| 485 | Gray, Gary | Univ. of Wisconsin (River Falls) | 22.0 |
| 512 | Black, Larry | North Carolina Central | 20.5 |
| 514 | Horsley, Jeff | North Carolina Central | 20.6 |
| 534 | Outley, E.J. | Ouachita Baptist University | 21.4 |
| 541 | Jackson, Tommy | Prairie View A & M College | 21.6 |
| 543 | Martin, Roland | Prairie View A & M College | 20.8 |
| 544 | McBride, Clifford | Prairie View A & M College | 21.3 |
| 551 | Batis, James | Troy State University | 21.1 |
| 554 | Black, Larry | Alcorn A & M | |
| 555 | Capitol, Adrian | Alcorn A & M | |
| 556 | McGee, Willie | Alcorn A & M | |
| 557 | McGowan, Alvin | Alcorn A & M | |
| 566 | Barther, Ron | Texas Southern University | 21.3 |
| 575 | Polk, Willie | Texas Southern University | 21.4 |
| 576 | Redmon, Ray | Texas Southern University | 21.3 |
| 577 | Snow, Eddie | Texas Southern University | 21.4 |
| 578 | Sumpter, Amos | Texas Southern University | 21.3 |
| 579 | Taylor, Robert | Texas Southern University | 21.0 |

400 Meter Dash

| NO. | CONTESTANT | SCHOOL | BEST TIME |
|-----|-------------------|---------------------------------------|-----------|
| 2 | Nichols, Steve | Adams State College | 47.4 |
| 47 | Green, Mark | Cedarville College | 49.4 |
| 58 | Knies, Bob | Central Washington State College | 49.4 |
| 86 | Evans, Jimmy | Dallas Baptist | 46.5 |
| 92 | Pyle, Gary | Dallas Baptist | 46.4 |
| 109 | Bailey, Ricardo | Doane College | 46.5 |
| 141 | Maglachen, Mike | Eastern New Mexico University | 48.6 |
| 146 | Yaulala, Sam | Eastern New Mexico University | 46.7 |
| 150 | Atkinson, Karl | Eastern Washington State College | 47.8 |
| 160 | Stewart, Ron | Edinboro State | 49.2 |
| 261 | Woodbury, Dan | Moorhead State | 49.3 |
| 266 | Everett, Mick | Morningside College | 50.3 |
| 270 | Davis, George | University of Nebraska at Omaha | 48.0 |
| 281 | Schulke, Steve | Northern State College | 49.1 |
| 290 | Toth, John | Occidental College | 47.7 |
| 301 | Plumlee, Jerry | Oklahoma Christian College | 48.3 |
| 350 | Smith, Jim C. | Pembroke State University | 47.0 |
| 365 | Stanoch, Gary | St. John's University | 48.9 |
| 366 | Gordon, Ian | Simon Fraser University | 49.1 |
| 374 | Patterson, Dale | South Dakota Tech | 49.2 |
| 378 | Siaba, Don | University of S. Dakota (Springfield) | 49.0 |
| 395 | Cook, Rich | Stanislaus State College | 49.6 |
| 408 | Faager, Anders | U.S. International University | 46.3 |
| 410 | Ronner, Ulf | U.S. International University | 47.5 |
| 430 | May, Jeff | Western Washington State College | 50.1 |
| 487 | Jones, Lloyd | University of Wisconsin (Stevens Pt.) | 45.0 |
| 491 | Burwell, Mark | University of Wisconsin (Stout) | 49.6 |
| 516 | Sang, Julius | North Carolina Central | 49.6 |
| 534 | Outley, E.J. | Quachita Baptist University | 47.6 |
| 536 | Austin, Elise | Prairie View A & M College | 47.0 |
| 538 | Evans, Cornell | Prairie View A & M College | 47.7 |
| 537 | Deckard, L.D. | Prairie View A & M college | 47.7 |
| 539 | Ceter, Ray | Prairie View A & M College | 47.5 |
| 550 | Shaw, Carl | Winfield College | 48.1 |
| 573 | Jenkins, Ronald | Texas Southern University | 47.2 |
| 579 | Taylor, Robert R. | Texas Southern University | 47.1 |
| 583 | Williams, Ernest | Texas Southern University | 48.0 |
| 586 | Redd, James | Southern Louisiana | 46.7 |

DECAIFLOW

| <u>NO.</u> | <u>NAME</u> | <u>SCHOOL</u> | <u>BEST PERFOR</u> |
|------------|------------------|----------------------------------|--------------------|
| 78 | Robinson, Darwin | Dakota State | --- |
| 178 | Trujillo, Roger | Fresno Pacific College | 6290 |
| 183 | Bahr, David | Graceland College | 7300 |
| 185 | Janner, Bruce | Graceland College | 7678 |
| 255 | Hill, Gary | Oklahoma Christian College | 7530 |
| 323 | Stephens, Dave | Oregon College | 7215 |
| 442 | Bakley, Bill | Westmont College | 7656 |
| 478 | Inning, Tom | Univ. of Wisconsin at Oshkosh | 5755 |
| 504 | Foster, Syd | Univ. of Wisconsin at Whitewater | 5560 |
| 508 | McNitt, Gary | Univ. of Wisconsin at Whitewater | 5995 |
| 509 | Socle, Roger | Univ. of Wisconsin at Whitewater | 5435 |
| 517 | Graves, Earl | Rocky Mountain College | --- |
| 532 | Andrews, Buzz | Quachita Baptist University | --- |

110 METTER HI HURDLES

| <u>NO.</u> | <u>CONTESTANT</u> | <u>SCHOOL</u> | <u>BEST TIME</u> |
|------------|--------------------|-------------------------------|------------------|
| 16 | Lane, Greg | Azusa Pacific College | 14.9 |
| 36 | Graves, Randy | Black Hills State College | 14.4 |
| 38 | Larscheid, Tom | Black Hills State College | 14.7 |
| 93 | Simpson, Mike | Dallas Baptist | 14.4 |
| 105 | Morris, George | Delta State College | 14.4 |
| 108 | White, Joseph | Delta State College | 14.2 |
| 120 | Foehr, William | Eastern Illinois University | 14.3 |
| 122 | Jackson, Rodney | Eastern Illinois University | 13.9 |
| 159 | Lipscomb, Mike | Edinboro State | 14.2 |
| 161 | Walker, John | Edinboro State | 14.2 |
| 165 | Parker, Charles | Windlay College | 15.0 |
| 253 | Davis, Jeffrey F. | Mars Hill College | 14.3 |
| 257 | Jappe, Rob | Moorhead State College | 14.6 |
| 388 | Boeing, Jim A | University of Redlands | 14.4 |
| 407 | Weathersby, David | Texas A & I | 14.1 |
| 413 | Vilven, Robert | U.S. International University | 14.9 |
| 415 | Carls, Jake | Westmar | 14.4 |
| 494 | Fechhelm, Dennis | Univ. of Wisconsin (Stout) | 14.7 |
| 513 | Foster, Charles | North Carolina Central | 13.7 |
| 535 | Pynes, Danny | Osachita Baptist University | 14.8 |
| 540 | Haliburton, Jackie | Prairie View A & M College | 14.2 |
| 553 | Milburn, Rodney | Southern Louisiana | ----- |
| 560 | Rice, Mel | Western Montana College | 14.8 |
| 581 | Washington, Ronald | Texas Southern University | 13.7 |

400 YARD FREE LICK ROLLS

| NO. | CONTESTANT | SCHOOL | BEST TIME |
|-----|--------------------|---------------------------------|-----------|
| 6 | Satogata, Phil | Alamo State College | 53.1 |
| 27 | Classen, Ron | Brook College | 51.8 |
| 36 | Graves, Randy | Black Hills State | 53.0 |
| 54 | Barbaw, Michael | Central Washington State | 51.8 |
| 58 | Knies, Bob | Central Washington State | 48.3 |
| 93 | Simpson, Mike | Delta Baptist | 56.5 |
| 105 | Morris, George | Delta State College | 51.2 |
| 121 | Hocking, David | Eastern Illinois University | 53.0 |
| 122 | Jackson, Rodney | Eastern Illinois University | 51.0 |
| 130 | Fitch, John | Eastern Montana College | 55.0 |
| 161 | Walker, John | Edinboro State | 53.6 |
| 165 | Parker, Charles | Findlay College | 57.0 |
| 174 | Penner, Rick | Hebrew Pacific College | 52.3 |
| 271 | Forney, Craig | Univ. of Nebraska at Omaha | 53.2 |
| 287 | Price, Dave | Occidental College | 53.4 |
| 355 | Ewing, Jim | University of Redlands | 53.8 |
| 400 | Brittan, Ricky | Stephen F. Austin | 52.7 |
| 435 | Vorce, Mike | Western Washington State | 52.2 |
| 438 | Hermanson, Bob | Westminster College | 55.1 |
| 456 | Hamley, Ron | Whitaker College | 52.0 |
| 492 | Eutcher, Jules | Univ. of Wisconsin (Stout) | 54.5 |
| 505 | Goodman, Bill | Univ. of Wisconsin (Whitewater) | 55.2 |
| 506 | Johnson, Dave | Univ. of Wisconsin (Whitewater) | 55.5 |
| 511 | Bassett, Melvin | North Carolina Central | 51.1 |
| 526 | Birchoff, Mike | Eastern Oregon College | 54.7 |
| 532 | Andrews, Russ | Concordia Baptist University | 52.0 |
| 540 | Haliburton, Jackie | Prairie View A & M College | 52.8 |
| 542 | Jones, Eric | Prairie View A & M College | 54.4 |
| 549 | Knudson, Chris | Lanfield College | 54.3 |
| 580 | Thompson, Carl | Texas Southern University | 51.8 |
| 582 | Washington, Glyson | Texas Southern University | 52.0 |

SHOT PUT

| NO. | CONTESTANT | SCHOOL | BEST TIME |
|-----|------------------|---------------------------------------|------------|
| 31 | Hadley, James | Biola College | |
| 44 | Taylor, David | Catawba College | 54' 8" |
| 57 | Harsh, William | Central Washington State College | 55' 11" |
| 87 | Hall, Phillip | Dallas Baptist | 53' 9" |
| 111 | Cook, Don | Doane College | 53' 11" |
| 149 | Lewis, Ron | Eastern Oregon College | 55' 3" |
| 171 | Anderson, Dennis | Fresno Pacific College | 56' 4 1/2" |
| 183 | Bahr, David | Graceland College | 52' 6" |
| 196 | Murphy, Mike | Howard Payne College | 57' 9 1/2" |
| 217 | Hinson, Jerry | Kansas State Teachers College | 56' 1 1/2" |
| 259 | Robley, Dale | Moorhead State College | 53' 6" |
| 280 | Kirschenmann, Al | Northern State College | 53' 7 3/4" |
| 296 | Neugent, Jim | Oklahoma Christian College | 56' 6" |
| 311 | Kenady, Doyle | Oregon College | 55' 7" |
| 316 | Paul, David | Oregon College | 51' 2" |
| 339 | Pritchard, Dan | Pacific Lutheran University | 53' 5 1/2" |
| 358 | Tucker, Don | University of Redlands | 56' 7" |
| 375 | Hesse, Carl | University of S. Dakota (Springfield) | 58' 6 1/2" |
| 503 | Everson, Jeff | University of Wisconsin (Whitewater) | 54' |
| 568 | Everett, Alvin | Texas Southern University | 54' 11" |
| 570 | Frazier, Robert | Texas Southern University | 53' 9" |
| 590 | Kazalwood, Darry | State College of Arkansas | 52' |

HAMMER THROW

| <u>NO.</u> | <u>CONTESTANT</u> | <u>SCHOOL</u> | <u>BEST THROW</u> |
|------------|-------------------|---------------------------------|-------------------|
| 1 | Lutes, Dave | Adams State College | 155'7" |
| 61 | Middle, Brian | Central Washington State | 148' |
| 87 | Hall, Phillip | Dallas Baptist | 130' |
| 99 | Baker, Russ | David Lipscomb | 135'6" |
| 119 | Binbecker, Roger | Eastern Illinois University | 141' |
| 173 | McCave, Dennis | Fresno Pacific College | 167'8" |
| 175 | St. Martin, Frank | Fresno Pacific College | 156'9" |
| 295 | Hill, Gary | Oklahoma Christian College | 159'11" |
| 296 | Neugent, Jim | Oklahoma Christian College | 187'9" |
| 303 | Bates, Linn | Oregon College | 153'7" |
| 311 | Kenady, Joseph | Oregon College | 160'1" |
| 312 | Lahley, John | Oregon College | 146' |
| 356 | Sanders, Charles | University of Redlands | 144' |
| 368 | Keating, Murray | Simon Fraser University | 186'5" |
| 412 | Stines, Garry | U.S. International University | 141'2" |
| 472 | Anderson, John | Willamette University | 154'5" |
| 503 | Everson, Jeff | Univ. of Wisconsin (Whitewater) | 158' |
| 507 | Lederer, Mike | Univ. of Wisconsin (Whitewater) | 149'10" |
| 570 | Frazier, Robert | Texas Southern University | 149' |

APPENDIX

| NO. | CONTESTANT | SCHOOL | SCORE |
|-----|------------------|------------------------------------|-------|
| 25 | Ludlong, Ken | Biola College | 100.0 |
| 60 | Leil, Tom | Dakota Wesleyan | 100.0 |
| 99 | Baker, Russ | David Lipscomb | 100.0 |
| 152 | Day, Leroy | Eastern Washington College | 100.0 |
| 153 | Hopley, Mike | Eastern Washington State College | 100.0 |
| 184 | Corrie, Mike | Graceland College | 100.0 |
| 185 | Janner, Bruce | Graceland College | 100.0 |
| 198 | Elliot, John | Indiana University of Pennsylvania | 100.0 |
| 207 | Kavanagh, Ed | Sancti Spiritus College | 100.0 |
| 218 | Hynok, Larry | Kansas State Teachers | 100.0 |
| 248 | Oren, Terry | Malone College | 100.0 |
| 286 | Campoy, Carlos | Occidental College | 100.0 |
| 314 | O'Brien, Richard | Oregon College | 100.0 |
| 319 | Pohl, Ed | Oregon College | 100.0 |
| 328 | Grant, James | Oregon Technical Institute | 100.0 |
| 239 | Slay, George | Oregon Technical Institute | 100.0 |
| 331 | Wini, Bob | Ottawa University | 100.0 |
| 336 | Ahenroth, Gregg | Pacific Lutheran University | 100.0 |
| 352 | Peter, Kevin | Penns College | 100.0 |
| 385 | Hiebert, Mike | Southwestern College | 100.0 |
| 461 | Glueckert, John | Whitman College | 100.0 |
| 508 | McNelt, Gary | Univ. of Wisconsin Whitewater | 100.0 |
| 510 | Milliron, Dave | Westminster College | 100.0 |

TRIPLE JUMP

| NO. | CONTESTANT | SCHOOL | BEST JUMP |
|-----|-------------------|----------------------------------|------------|
| 11 | Owusu, Josh | Angelo State | 50' 6" |
| 16 | Lane, Greg | Arizona Pacific College | 47' 7 1/2" |
| 83 | Brown, Marvin | Dallas Baptist | 51' 9 1/2" |
| 96 | Smith, Calvin | Dallas Baptist | 48' 5" |
| 117 | Caldwell, Ronald | Eastern Illinois University | 48' 8 1/2" |
| 124 | Keiper, William | Eastern Illinois University | 48' 1 1/2" |
| 178 | Trujillo, Roger | Fresno Pacific College | 48' 3 3/4" |
| 181 | Halland, Mark | George Fox College | 47' 7 1/2" |
| 182 | Winston, Randy | George Fox College | 48' 7" |
| 302 | Rankin, Larry | Oklahoma Christian College | 46' 6" |
| 351 | Jakle, Chris | Pomona College | 47' 6 1/2" |
| 390 | Moss, Rick | Southwestern State | 48' 8" |
| 421 | Gaines, Jerry | Western Carolina University | 50' 0" |
| 474 | Dunke, Jeff | Winona State | 43' 9" |
| 481 | Fiedler, Ted | Univ. of Wisconsin (Platteville) | 45' 10" |
| 492 | Butcher, Jules | Univ. of Wisconsin (Stout) | 45' 2 1/2" |
| 519 | Souhrada, Terry | Western Montana College | 47' 8" |
| 546 | Bartlett, John | Linfield College | 46' 6 1/2" |
| 585 | Hill, Marvin | Southern Louisiana | 49' 2" |
| 589 | Woods, Wellington | Southern Louisiana | |

| <u>NO</u> | <u>CONTESTANT</u> | <u>SCHOOL</u> | <u>BEST TIME</u> |
|-----------|-------------------|----------------------------------|------------------|
| 18 | Swift, Carl | Azusa Pacific College | 15:37.6 |
| 60 | McPherson, Dennis | Central Washington State College | 17:10 |
| 62 | Moody, Richard | Central Washington State College | 15:26 |
| 148 | Korn, Bob | Eastern Oregon College | 16:25.7 |
| 192 | Pulver, John | Hillsdale College | 17:21 |
| 227 | Schultze, Rex | Kearney State College | 17:24.4 |
| 228 | Soukup, Jack | Kearney State College | 17:30.3 |
| 273 | Herold, Lance | Univ. of Nebraska at Omaha | 16:17.5 |
| 294 | Hale, Mike | Oklahoma Christian College | 17:33.5 |
| 297 | Paas, Dale | Oklahoma Christian College | 15:26.5 |
| 307 | Frank, Robert | Oregon College | 15:06 |
| 322 | Robison, Terry | Oregon College | 16:17.9 |
| 325 | Tyrex, Steve | Oregon College | 13:59.5 |
| 337 | Buck, Chris | Pacific Lutheran Univ. | 15:24.4 |
| 373 | Renko, Ron | Sioux Falls College | 15:51.7 |
| 393 | Roggenbaum, Dan | Spring Arbor College | 17:07 |
| 479 | DeWitt, Mike | Univ. of Wisconsin - Parkside | 14:31.9 |

STEEPLECHASE

| <u>NO.</u> | <u>CONTESTANT</u> | <u>SCHOOL</u> | <u>BEST TIME</u> |
|------------|--------------------|----------------------------------|------------------|
| 6 | Weeks, Mark | Adams State College | 9:39.9 |
| 13 | Hinck, Phil | Aquinas College | 9:30.4 |
| 15 | Ezell, Ray | Azusa Pacific College | 10:08 |
| 33 | Moore, Steve | Biola College | |
| 37 | Hunter, Ken | Black Hills State | 9:53 |
| 64 | Rice, Jerry | Central Washington State | 9:52 |
| 65 | Rice, Terry | Central Washington State | 9:45 |
| 69 | Wells, Albert | Central Washington State | 9:44 |
| 91 | O'Brien, Colin | Dallas Baptist | 9:25 |
| 126 | Livesey, Rick | Eastern Illinois University | 9:20.1 |
| 154 | Jahn, Barry | Eastern Washington State College | 9:36.2 |
| 162 | Hayhurst, Delbert | Fairmont State College | 9:30.1 |
| 164 | Wilson, George | Ferris State College | 9:39.4 |
| 166 | Birnbaum, Jim | Fort Hays Kansas State College | 9:24 |
| 188 | Geary, Tim | Harding College | 9:24.2 |
| 202 | Sorg, Jacob | Indiana Univ. of Pennsylvania | 9:40.6 |
| 214 | Nixon, Mike | Kansas State | 9:49.2 |
| 221 | Akusu, Richard | Kansas Wesleyan | 9:29 |
| 248 | Horton, Rick | Malone College | 10:21 |
| 276 | Carda, Tim | Northern State College | 9:49.2 |
| 285 | Jaskela, Steve | Occidental College | 9:34 |
| 293 | Coburn, Randy | Oklahoma Christian | 9:24.7 |
| 306 | Fordney, Rick | Oregon College | 9:27.6 |
| 342 | McNeelace, John | Pasadena College | 9:31.2 |
| 362 | Kremer, Mike | St. John's University | 9:15 |
| 363 | Schneider, Norb | St. John's University | 9:30 |
| 370 | Scorgie, Jim | Simon Fraser University | 9:28.5 |
| 375 | Trohkimothen, Gary | South Dakota Tech | 9:31.8 |
| 409 | Matthews, Jeff | U.S. International University | 9:33.8 |
| 424 | Helms, Terry | Western Carolina University | 9:27.0 |
| 433 | Scovel, Paul | Western Washington State College | 9:35.3 |
| 437 | Binggeli, Fred | Westminster College | 9:23.2 |
| 445 | Johnson, Gary | Westmont College | 9:27.7 |
| 453 | Villarreal, Luis | Westmont College | 9:23.7 |
| 473 | Brewington, Bob | Winona State | 9:32.9 |
| 475 | Draws, Jim | Univ. of Wisconsin (LaCrosse) | 9:33.6 |
| 487 | Lease, Vince | univ. of Wisconsin (Platteville) | 9:39.4 |
| 501 | Babcock, Wes | Univ. of Wisconsin (Whitewater) | 10:00.4 |
| 562 | Kleingartner, Leon | Dickinson State College | 9:41 |
| 574 | Johnson, Von | Texas Southern University | 9:23 |
| 587 | Talley, Clarence | Southern Louisiana | |

| NO. | CONTESTANT | SCHOOL | BEST TIME |
|-----|---------------------|-------------------------------------|-----------|
| 8 | Zaragoza, Larry | Adams State College | 1:51.3 |
| 17 | Morris, Bob | Azusa Pacific College | 1:56.8 |
| 23 | Devlin, Chris | Barry College | 1:54.5 |
| 30 | Dogonyaro, Musa | Biola College | 1:50.4 |
| 43 | Kleinsasser, Alan | California Institute of Tech | 1:52.4 |
| 52 | Welborn, Ernie | Cedarville College | 1:56.1 |
| 59 | Konigsburger, Vince | Central Wash. State College | 1:52.8 |
| 79 | Saionen, Duane | Dakota State | 1:58.7 |
| 82 | Bolser, John | Dallas Baptist | 1:52.9 |
| 84 | Christian, Johnny | Dallas Baptist | 1:53.8 |
| 90 | Martin, Milton | Dallas Baptist | 1:51.1 |
| 98 | Williams, Roy | Dallas Baptist | 1:51.1 |
| 100 | Craig, David | David Lipscomb | 1:52.8 |
| 106 | Morrison, Tommy | Delta State College | 1:52.9 |
| 109 | Bailey, Ricardo | Doane College | 1:52.3 |
| 112 | Green, John | Doane College | 1:55.6 |
| 123 | Jacobi, Kenneth | Eastern Illinois Univ. | 1:53.2 |
| 132 | Rush, Don | Eastern Montana | 1:55.8 |
| 134 | Bigley, Thorlen | Eastern New Mexico Univ. | 1:52.1 |
| 150 | Atkinson, Kaxl | Eastern Washington St. College | 1:55.7 |
| 168 | Kozub, Dennis | Fort Hays Kansas State College | 1:52.0 |
| 169 | Nelson, Jon | Fort Hays Kansas State College | 1:50.3 |
| 188 | Geary, Tim | Harding College | 1:52.5 |
| 238 | Cosgrove, Mike | Loras | 1:53.9 |
| 258 | Lapka, Pete | Moorhead State College | 1:58.2 |
| 275 | McCormick, Tom | Univ. of Nebraska at Omaha | 1:52.0 |
| 284 | Hill, Bart | Occidental College | 1:51.5 |
| 289 | Thompson, Scott | Occidental College | 1:53.3 |
| 298 | Parks, Charles | Oklahoma Christian College | 1:52.4 |
| 300 | Patty, Nick | Oklahoma Christian College | 1:53.5 |
| 326 | Vogel, Bruce | Oregon College | 1:50.7 |
| 347 | Lattie, Rod | Pembroke State Univ. | 1:52.5 |
| 359 | Hayes, Mike | St. Ambrose College | 1:53.0 |
| 367 | Hampton, Don | Simon Fraser Univ. | 1:55.5 |
| 405 | Oliver, Taylor | Taylor Univ. | 1:54.2 |
| 409 | Gembrini, John | U.S. International Univ. | 1:54.2 |
| 440 | Shaw, Tim | Westminster College | |
| 452 | Tussing, Rich | Westmont College | 1:50.4 |
| 463 | Taylor, Mark | Whitman College | 1:55.3 |
| 486 | Rozak, Paul | Univ. of Wisconsin at River Falls | 1:54.7 |
| 490 | Trzebiatowski, Don | Univ. of Wisconsin at Stevens Point | 1:55.0 |
| 493 | Chartkand, John | Univ. of Wisconsin at Stout | 1:54.8 |
| 515 | Ouku, Robert | North Carolina Central Univ. | 1:49.1 |
| 543 | Sharpe, Cleophus | Prairie View A & M College | 1:50.6 |
| 538 | Evans, Cornell | Prairie View A & M College | 1:51.2 |
| 539 | Ceter, Ray | Prairie View A & M College | 1:49.4 |
| 548 | Hanlon, Bill | Linfield College | 1:54.6 |
| 584 | Chevis, Miller | Southern Louisiana | 1:52.2 |

1500 METER

| <u>NO.</u> | <u>CONTESTANT</u> | <u>SCHOOL</u> | <u>BEST TIME</u> |
|------------|--------------------|------------------------------------|------------------|
| 3 | Roberts, Norm | Adams State College | 4:12.6 |
| 7 | Wilson, John | Adams State College | 4:12.3 |
| 21 | Bishop, David | Berry College | 4:14 |
| 24 | Jarmon, Alan | Berry College | 4:12.7 |
| 30 | Dogonyaro, Musa | Biola College | 4:18.1 |
| 35 | Seilers, Mike | Biola College | 4:11.8 |
| 71 | Chappell, Terry | Claremont-Mudd | 4:16.4 |
| 74 | Douglas, Roger | Cumberland College | 4:13.7 |
| 91 | O'Brien, Colin | Dallas Baptist | 4:10.5 |
| 94 | Slemp, Frank | Dallas Baptist | 4:16 |
| 128 | Skinner, James | Eastern Illinois University | 4:00.7 |
| 129 | Carpenter, Paul | Eastern Montana College | 4:12 |
| 155 | Maplestone, Bob | Eastern Washington State College | 3:59.5 |
| 188 | Geary, Tim | Harding College | 4:14.5 |
| 190 | McDonald, Ron | Hendrix College | 4:14.8 |
| 194 | Chaney, Doug | Howard Payne College | 4:11.7 |
| 197 | Canan, Douglas | Indiana University of Pennsylvania | 4:18.4 |
| 205 | Guthmiller, Al | Jamestown College | 4:20.1 |
| 215 | Shreves, Doug | Kansas State College | 4:11.5 |
| 220 | Patterson, Darrell | Kansas State Teachers College | 4:11.9 |
| 225 | Maser, Charles | Kearney State College | 4:18.6 |
| 230 | Byerly, Bob | Lewis & Clark College | 4:15.1 |
| 237 | Cassaday, Mike | Loras College | 4:13.8 |
| 274 | McCormick, Mike | Univ. of Nebraska at Omaha | 4:09.9 |
| 282 | Alejandra, Rich | Occidental College | 4:10.9 |
| 309 | Garlock, Gordon | Oregon College | 4:17.6 |
| 394 | Valentine, Terry | Spring Arbor College | 4:14.0 |
| 403 | Ludwick, Brad | Taylor University | 4:13.3 |
| 409 | Matthews, Jeff | U.S. International University | 4:11.9 |
| 420 | Bailey, Ben | Western Carolina University | 4:03.2 |
| 422 | Gibbons, Tom | Western Carolina University | 4:14.3 |
| 423 | Helderman, Randy | Western Carolina University | 4:14.5 |
| 431 | New, Fred | Western Washington State College | 4:19 |
| 439 | Rice, Paul | Westminster College | 4:10.7 |
| 452 | Tussing, Rich | Westmont College | 4:14.7 |
| 454 | Bernard, Glenn | Whittier College | 4:12.9 |
| 458 | Nilsson, Roy | Whittier College | 4:14.6 |
| 459 | Sutherland, Bruce | Whittier College | 4:12.9 |
| 475 | Drews, Jim | Univ. of Wisconsin (LaCrosse) | 4:17 |
| 498 | Sandstrom, Robert | Univ. of Wisconsin(Stout) | 4:18 |
| 563 | Kluvers, Marlin | Dickinson State College | 4:02.7 |
| 571 | Fulton, Tommy | Texas Southern University | |
| 588 | Taylor, Luro | Southern Louisiana | |

5,000 METER RUN

| NO. | CONTESTANT | SCHOOL | BEST TIME |
|-----|-------------------|---------------------------------------|-----------|
| 9 | Levey, Guy | Angelo State University | 14:06.7 |
| 13 | Hinck, Phil | Aquinas College | 14:40.1 |
| 14 | Buchanan, Roy | Azusa Pacific College | ----- |
| 21 | Bishop, David | Berry College | 14:38.1 |
| 24 | Jarmon, Alan | Berry College | 14:35 |
| 35 | Selleas, Mike | Biola College | ----- |
| 37 | Hunter, Ken | Black Hills State | 14:33 |
| 56 | Bloom, William | Central Washington State College | 14:44 |
| 95 | Slomp, Frank | Dallas Baptist | 14:43 |
| 125 | Lancaster, Ronald | Eastern Illinois University | 14:04.8 |
| 128 | Skinner, James | Eastern Illinois University | 14:11 |
| 142 | Maddafor, Rex | Eastern New Mexico University | ----- |
| 147 | Yochum, Pat | Eastern New Mexico University | 14:21 |
| 158 | Antognoli, David | Edinboro State | 13:56.0 |
| 190 | McDonald, Ron | Hendrix College | 14:47.7 |
| 195 | Fordjour, Billy | Howard Payne College | 13:57 |
| 199 | Hampton, William | Indiana University of Pennsylvania | 14:39.5 |
| 214 | Nixon, Mike | Kansas State | 14:39.0 |
| 219 | Nee, Dennis | Kansas State Teachers College | 13:55 |
| 224 | Fricke, Kenneth | Kearney State College | 15:00 |
| 237 | Cassaday, Mike | Loras | 13:58.7 |
| 247 | Bender, Dave | Malone College | 14:34 |
| 254 | Bradley, Jeffrey | Millersville State College | 13:59.1 |
| 262 | Condon, Chris | Monmouth | ----- |
| 279 | Kambestad, Loren | Northern State College | 14:29.7 |
| 288 | Rude, Allen | Occidental College | 13:49.8 |
| 308 | Gamble, Kirk | Oregon College | 14:32.0 |
| 338 | Knapp, Kevin | Pacific Lutheran University | 14:27.4 |
| 342 | McNeiece, John | Pasadena College | 14:55 |
| 343 | Elk, Victor | Pembroke State University | 13:58 |
| 354 | Mara, John | Principia College | 14:23 |
| 364 | Skaja, Joe | St. John's University | 13:56 |
| 369 | Nicoud, Richard | Simon Fraser University | 14:16.3 |
| 380 | Stanforth, Mark | University of S. Dakota (Springfield) | 14:45 |
| 394 | Valentine, Terry | Spring Arbor College | 14:20.9 |
| 397 | Narvaez, Rodolfo | Stanislaus State College | 14:44.8 |
| 402 | Foote, Ralph | Taylor University | 13:50.8 |
| 409 | Matthews, Jeff | U.S. International University | 13:54.3 |
| 417 | Watson, Dave | Westmar | 14:30 |
| 416 | Coffin, Paul | Westmar | 14:35 |
| 420 | Salley, Ben | Western Carolina University | 14:33.1 |
| 424 | Helms, Terry | Western Carolina University | 14:45.0 |
| 431 | New, Fred | Western Washington State College | 14:49 |
| 437 | Binggeli, Fred | Westminster College | 14:48.6 |
| 446 | Koss, Dave | Westmont College | 14:20.2 |
| 467 | Hale, Tom | Whitworth College | 13:59.7 |
| 468 | Isitt, Bob | Whitworth College | 13:48.6 |
| 473 | Brewington, Bob | Winona State | 14:58 |
| 475 | Drews, Jim | University of Wisconsin (LaCrosse) | 14:15 |
| 480 | Rosa, Lucian | University of Wisconsin (Parksides) | 14:13 |
| 552 | Stetsow, Rick | Troy State University | 14:34 |
| 563 | Klevers, Marlin | Dickinson State College | 14:30 |
| 571 | Fulton, Tommy | Texas Southern University | 13:04 |

10,000 METER RUN

| <u>NO.</u> | <u>CONTESTANT</u> | <u>SCHOOL</u> | <u>BEST TIME</u> |
|----------------|-------------------|---------------------------------------|------------------|
| 5 | Vigil, Charley | Adams State College | 30:29 |
| 12 | Carr, John | Aquinas College | 30:58 |
| 21 | Bishop, David | Berry College | 31:38 |
| 37 | Hunter, Ken | Black Hills State | ----- |
| 72 | Conroy, Pat | Claremont-Mudd | 32:27.7 |
| 91 | O'Brien, Colin | Dallas Baptist | 31:27 |
| 125 | Lancaster, Ronald | Eastern Illinois University | 29:32.5 |
| 142 | Maddaford, Rex | Eastern New Mexico University | ----- |
| 144 | Sando, Harold | Eastern New Mexico University | 29:45 |
| 158 | Antognoli, David | Edinboro State | 29:01.6 |
| 170 | Penka, Alvin | Fort Hays Kansas State College | 29:36 |
| 176 | Sosa, Robert | Fresno Pacific College | 31:52.2 |
| 180 | Bell, Ken | George Fox College | 30:58.8 |
| 191 | Andersen, Donald | Hillsdale College | 30:40 |
| 224 | Fricke, Kenneth | Kearney State College | 31:06 |
| 237 | Cassaday, Mike | Loras College | 30:15 |
| 245 | Wagner, Ed | Loras College | 30:55.2 |
| 248 | Horton, Rick | Malone College | 31:33 |
| 257 | Condon, Chris | Monmouth | ----- |
| 278 | Kambestad, Loren | Northern State College | ----- |
| 308 | Rude, Allen | Occidental College | 30:12.2 |
| 343 | Elk, Vic | Pembroke State University | 29:31 |
| 364 | Skaja, Joe | St. John's University | 29:58 |
| 369 | Nicoud, Richard | Simon Fraser University | ----- |
| 382 | Miller, Larry | Southern Oregon College | 31:19 |
| 424 | Helms, Terry | Western Carolina University | 30:32.6 |
| 436 | Arnold, Jerry | West Georgia College | 30:57.4 |
| 441 | Wolaro, Don | Westminster College (Fulton) | 31:46.0 |
| 467 | Hale, Tom | Whitworth College | 28:20.6 |
| 468 | Isitt, Bob | Whitworth College | ----- |
| 469 | Isitt, Jim | Whitworth College | 29:36.4 |
| 475 | Drews, Jim | University of Wisconsin (LaCrosse) | 29:32.5 |
| 480 | Rosa, Lucian | University of Wisconsin (Parkside) | 30:16.0 |
| 484 | DesJarlais, Terry | University of Wisconsin (River Falls) | 31:06 |
| 497 | Lemsky, Bill | University of Wisconsin (Stout) | 30:19.2 |
| 502 | Deloney, Mark | University of Wisconsin (Whitewater) | 31:44 |
| 565 | Schwartz, Jerry | Dickinson State College | 30:36 |
| 574 | Johnson, Ven | Texas Southern University | ----- |

400 METER RELAY
OFFICIAL RESULTS OF THE 1964 NATIONAL COLLEGIATE TRACK AND FIELD CHAMPIONSHIPS

| | |
|-----------------------------------|------|
| Central Washington State | 41.8 |
| Dallas Baptist | 40.8 |
| Eastern Illinois University | 41.5 |
| Eastern New Mexico University | 40.6 |
| Loras College | 42.2 |
| Morningside College | 41.8 |
| Ounchita Baptist | 41.1 |
| Whittier College | 41.2 |
| University of Wisconsin at Stout | 42.7 |
| North Carolina Central University | 41.4 |
| Arkansas Tech | 41.4 |
| Alcorn A & M | 40.0 |
| Texas Southern | 40.0 |
| Prairie View A & M College | 40.3 |

1600 METER RELAY

| | |
|----------------------------------|--------|
| Biola College | |
| Cedarville College | 3:24.3 |
| Central Washington State | 3:18.6 |
| Dallas Baptist | 3:08.6 |
| Delta State College | 3:16.7 |
| Doane College | 3:15.6 |
| Eastern Illinois University | 3:16 |
| Eastern New Mexico University | 3:17 |
| Jamestown College | 3:16.8 |
| Loras College | 3:17.5 |
| Moorhead State College | 3:18 |
| Morningside College | |
| University of Nebraska at Omaha | 3:14 |
| North Carolina Central | 3:03.1 |
| Occidental College | 3:12.8 |
| Oklahoma Christian College | 3:19.5 |
| Oregon College | 3:19.4 |
| Pembroke State University | 3:13 |
| Southwestern College | 3:22.5 |
| Stanislaus State College | 3:17.0 |
| U.S. International University | 3:08.8 |
| Western Washington State College | |
| University of Wisconsin (Stout) | 3:21.9 |
| Linfield College | |
| Prairie View A & M College | 3:08.0 |
| Texas Southern University | 3:10.4 |

N.A.I.A.--RESULTS OF FINALS
 May 31, June 1 & 2, 1972
 Billings, Montana

EVENT: 3000 METER WALK

RECORD: Open

DATE: Thursday, June 1, 1972 TIME: 5:45 p.m.

| <u>PLACE</u> | <u>CONT.NO.</u> | <u>NAME</u> | <u>SCHOOL</u> | <u>TIME</u> |
|--------------|-----------------|---------------|--------------------|------------------|
| 1 | | Tyrer, Steve | Oregon Col. | 13:30.5 (Record) |
| 2 | | DeWitt, Mike | Parkside, Wisc. | 14:14.0 |
| 3 | | Swift, Carl | Azusa Pac. | 14:33.0 |
| 4 | | Paas, Dale | Oklahoma Christian | 14:43.6 |
| 5 | | Korn, Bob | East Oregon Col. | 14:44.6 |
| 6 | | Frank, Robert | Oregon Col. | 14:55.2 |

Lee Calhoun, N.C. Col. - 1956

EVENT: 110 METER HURDLES

RECORD: 13.9

DATE: Thursday, June 1, 1972 TIME: 6:35 p.m.

| <u>PLACE</u> | <u>CONT.NO.</u> | <u>NAME</u> | <u>SCHOOL</u> | <u>TIME</u> |
|--------------|-----------------|-------------------|------------------|-------------------|
| 1 | | Milburn, Rodney | Southern La. | 13.5 (New Record) |
| 2 | | Foster, Charles | N. C. Central | 14.0 |
| 3 | | Washington, Ron | Texas Southern | 14.3 |
| 4 | | Jackson, Rodney | Eastern Illinois | 14.4 |
| 5 | | Weathersby, David | Texas A & I | 14.5 |
| 6 | | White, Joe | Delta State | 14.5 |

EVENT: LONG JUMP

RECORD: _____

DATE: Thursday, June 1, 1972 TIME: 4:30 p.m.

| <u>PLACE</u> | <u>CONT.NO.</u> | <u>NAME</u> | <u>SCHOOL</u> | <u>DISTANCE</u> |
|--------------|-----------------|----------------|----------------|-----------------|
| 1 | | Owusu, Josh | San Angelo | 25'6½" |
| 2 | | Lyons, Troy | Whittier | 24'11" |
| 3 | | Denton, Terry | Dallas Baptist | 24'5-3/4" |
| 4 | | Jaggar, Dave | Pasadena | 24'5¼" |
| 5 | | Bunke, Jeff | Winona | 24'4¼" |
| 6 | | Brown, Darrell | East Illinois | 23'11½" |

Continued
N.A.I.A.--RESULTS OF FINALS

John Fromm, Pc.Luth. 1958
RECORD: 251'8"

EVENT: JAVELIN

DATE: Thursday, June 1, 1972 TIME: 5:05 p.m.

| <u>PLACE</u> | <u>CONT.NO.</u> | <u>NAME</u> | <u>SCHOOL</u> | <u>DISTANCE</u> |
|--------------|-----------------|-----------------|-----------------|-----------------|
| 1 | | Grant, Tony | Oregon Tech. | 237'7" |
| 2 | | Winn, Bob | Ottawa U. | 237'2" |
| 3 | | Hiebert, Mike | Southwestern | 227'5" |
| 4 | | Elliott, John | Ind. U. of Penn | 226'11" |
| 5 | | Hopley, Mike | Eastern Wash. | 221'5" |
| 6 | | Omphroy, Carlos | Occidental | 214'8" |

Oliver Ford, Southern La. 1968

EVENT: 100 METER DASH

RECORD: 10.0

DATE: Thursday, June 1, 1972 TIME: 7:20 p.m.

| <u>PLACE</u> | <u>CONT.NO.</u> | <u>NAME</u> | <u>SCHOOL</u> | <u>TIME</u> |
|--------------|-----------------|-----------------------------|----------------|-------------|
| 1 | | Ravelomanantsoa, Jean Louis | Westmont | 10.1 |
| 2 | | Taylor, Robert | Texas Southern | 10.2 |
| 3 | | Baldwin, Francis | Dallas Baptist | 10.3 |
| 4 | | Sims, Jerry | Alcorn A&M | 10.5 |
| 5 | | Horsley, Jeff | No. Car. Cent. | 10.5 |
| 6 | | McGee, Willie | Alcorn A & M | 10.5 |

EVENT: Shot

RECORD: 62' 9 3/4"

DATE: Thursday, June 1, 1972 TIME: 6:00 p.m.

| <u>PLACE</u> | <u>CONT.NO.</u> | <u>NAME</u> | <u>SCHOOL</u> | <u>DISTANCE</u> |
|--------------|-----------------|------------------|-------------------|-----------------|
| 1 | | Kenady, Doyle | Oregon College | 57' 7½" |
| 2 | | Hesse, Carl | S. D. Springfield | 57' 7" |
| 3 | | Murphy, Mike | Howard Payne | 57' 3½" |
| 4 | | Anderson, Dennis | Fresno Pacific | 54' 11" |
| 5 | | Neugent, Jim | Okla. Christian | 54' 11" |
| 6 | | Harch, William | Central Wash. | 54' 11" |

Continued
N.A.I.A.--RESULTS OF FINALS

John Camien, Emporia St. Kans.1964

EVENT: 5000 METER RUN

RECORD: 14:25.0

DATE: Thursday, June 1, 1972 TIME: 7:35 p.m.

| <u>PLACE</u> | <u>CONT.NO.</u> | <u>NAME</u> | <u>SCHOOL</u> | <u>TIME</u> |
|--------------|-----------------|----------------|----------------|-------------|
| 1 | | Fulton, Tommy | Texas Southern | 14:35.8 |
| 2 | | Nee, Dennis | Emporia | 14:37.6 |
| 3 | | Cassaday, Mike | Loras | 14:43.4 |
| 4 | | Rude, Allen | Occidental | 14:47.2 |
| 5 | | Elk, Victor | Pembroke St. | 14:54.7 |
| 6 | | Isitt, Bob | Whitworth | 15:03.2 |

EVENT: _____

RECORD: _____

DATE: _____ TIME: _____

| <u>PLACE</u> | <u>CONT.NO.</u> | <u>NAME</u> | <u>SCHOOL</u> | _____ |
|--------------|-----------------|-------------|---------------|-------|
|--------------|-----------------|-------------|---------------|-------|

EVENT: _____

RECORD: _____

DATE: _____ TIME: _____

| <u>PLACE</u> | <u>CONT.NO.</u> | <u>NAME</u> | <u>SCHOOL</u> | _____ |
|--------------|-----------------|-------------|---------------|-------|
|--------------|-----------------|-------------|---------------|-------|

440 YARD RELAY----FINALS
5:15 p.m., Fri., June 2, 1972

NAIA, Billings, Montana

RECORD: :39.7

Southern (La) Harvey Nairn,
Grundy Harris, Webster Johnson,
Geo.Anderson - 1966

RUNNING ORDER

SCHOOL

| | |
|---|------------------------|
| 1 | Dallas Baptist |
| 2 | North Carolina Central |
| 3 | Arkansas Tech |
| 4 | Central Washington |
| 5 | Eastern New Mexico |
| 6 | Wisc - Stout |
| 7 | Eastern Illinois |

400 METER DASH-----FINALS
6:15 p.m., Friday, June 2, 1972

NAIA, Billings, Montana

RECORD: :45.6
Hal Francis, Ark. AM&N, 1968

| NO. | NAME | LANE | SCHOOL |
|-----|----------------|------|--------------------|
| 516 | Sang, Julius | 1 | N. Carolina |
| 573 | Jenkins, Ron | 2 | Texas Southern |
| 408 | Faager, Anders | 3 | U.S.I.U. |
| 586 | Redd, James | 4 | Southern (La) |
| 410 | Ronners, Ulf | 5 | U.S.I.U. |
| 550 | Smith, James | 6 | Pembroke |
| 146 | Yauvalva, Sam | 7 | Eastern New Mexico |
| 579 | Taylor, Robert | 8 | Texas Southern |

400 METER INTERMEDIATE HURDLES---FINALS
Friday, June 2, 1972 - 6:00 p.m.

NAIA, Billings, Montana

RECORD: :51.2
Valgene Schierling, Emporia State(Kan)
1968

| NO. | NAME | LANE | SCHOOL |
|-----|---------------------|------|-------------------|
| 511 | Bussett, Melvin | 1 | No. Car. Central |
| 400 | Britain, Ricky | 2 | Stephen F. Austin |
| 174 | Penner, Rick | 3 | Fresno Pacific |
| 435 | Vorle, Mike | 4 | West Wash. State |
| 456 | Hamley, Ron | 5 | Whittier |
| 582 | Washington, Ulysses | 6 | Texas Southern |
| 580 | Thompson, Carl | 7 | Texas Southern |
| 122 | Jackson, Rodney | 8 | Eastern Ill. |

110 METER HURDLES-----FINALS
6:35 p.m., Thursday, June 1, 1972

RECORD: :13.9
Lee Calhoun, No. Carolina College
1956

NAIA, Billings, Montana

| NO. | NAME | LANE | SCHOOL |
|-----|-------------------|------|------------------|
| 581 | Washington, Ron | 2 | Texas Southern |
| 108 | White, Joe | 3 | Delta State |
| 407 | Weathersby, David | 4 | Texas A & I |
| 513 | Foster, Charles | 5 | N. C. Central |
| 553 | Milburn, Rodney | 6 | Southern La |
| 122 | Jackson, Rodney | 7 | Eastern Illinois |
| 257 | Jappe, Bob | 8 | Moorhead St. |
| 355 | Ewing, James | 9 | Redlands |

100 METER DASH-----FINALS
7:20 p.m., Thursday, June 1, 1972

RECORD: :10.0
Oliver Ford, Southern (La.) 1968

NAIA, Billings, Montana

| NO. | NAME | LANE | SCHOOL |
|-----|----------------------------|------|----------------|
| 603 | Sims, Jerry | 2 | Alcorn A & M |
| 81 | Baldwin, Francis | 3 | Dallas Baptist |
| 514 | Horsley, Jeff | 4 | No. Car. Cent |
| 449 | Ravelomanatsoa, Jean Louis | 5 | Westmont |
| 556 | McGee, Willie | 6 | Alcorn A & M |
| 602 | Taylor, Robert | 7 | Texas Southern |
| 578 | Sumpter, Amos | 8 | Texas Southern |
| 97 | Coleman, Thomas | 9 | Dallas Baptist |

MILE RELAY-----FINALS
7:35 p.m., Friday, June 20, 1972

RECORD: 3:05.4
Arkansas AM&N (Walter Smith, Henry
Smothers, Harold Francis, Elbert
Stinson, 1967)

NAIA, Billings, Montana

| NO. | LANE | SCHOOL | TIME |
|----------------|------|-----------------------------|------|
| | 1 | US International University | |
| | 2 | No. Carolina Central | |
| | 3 | Okla Christian | |
| | 4 | Dallas Baptist | |
| | 5 | Pembroke State | |
| | 6 | Biola | |
| | 7 | Texas Southern | |
| | 8 | U. of Neb. Omaha | |

800 METER RUN-----FINALS
6:30 p.m., Friday, June 2, 1972

RECORD: 1:48.6
Earl Goldman, Ark., AM&N, 1968

NAIA, Billings, Montana

| NO. | NAME | ALLEY | SCHOOL |
|-----|-----------------|-------|-------------------------------|
| 452 | Tussing, Rich | 1 | Westmont |
| 30 | Dogonyaro, Musa | 1 | Biola |
| 98 | Williams, Roy | 2 | Dallas Baptist |
| 584 | Miller, Chevis | 2 | Southern U. LA |
| 134 | Bigley, Thorton | 3 | Eastern New Mexico University |
| 515 | Ouko, Robert | 3 | No. Carolina Central |
| 571 | Fulton, Tom | 4 | Texas Southern |
| 109 | Nelson, John | 4 | Fort Hays |

POLE VAULT - FINALS
4:00 p.m. Fri., June 2, 1972

RECORD: 16'4" Ricky Parris, McMurry 1971

NAIA, Billings, Montana

| No. | Competitor | School |
|------------|-------------------|--------------------|
| FLIGHT I | | |
| 268 | Parris, Rickey | McMurry |
| 447 | Lee, Bob | Westmont |
| 357 | Semken, Scott | Redlands |
| 135 | Bryant, Mike | Eastern New Mexico |
| FLIGHT II | | |
| 533 | McMichaels, Steve | Ouachita Baptist |
| 139 | Lincoln, Jim | Eastern New Mexico |
| 444 | Hughes, Steve | Westmont |
| 320 | Porter, Stan | Oregon Col. of Ed. |
| FLIGHT III | | |
| 305 | Duerst, Jon | Oregon Col. of Ed. |
| 476 | Engsberg, Jack | Wsc. LaCrosse |
| 189 | Durmon, Joe | Hendrix |
| 377 | Schultz, Marvin | S.D. Springfield |

HIGH JUMP-----FINALS

5:00 p.m., Friday, June 2, 1972

RECORD: 7'½"Fernando Abugattas, Northwestern, Iowa
1969

NAIA, Billings, Montana

| No. | NAME | SCHOOL | HEIGHT |
|-----------|------------------|----------------------|--------|
| FLIGHT #1 | | | |
| 103 | Curry, Walden | Delta State | |
| 443 | Coleman, Ron | Westmont | |
| 348 | Phillips, Dave | Pembroke | |
| 216 | Walker, Carlos | Pittsburg Kansas St. | |
| FLIGHT #2 | | | |
| 371 | Wedmann, Wilfred | Simon Fraser | |
| 200 | Stephens, Lance | Ind. U. of Pa. | |
| 89 | Henslee, Winn | Dallas Baptist | |
| 567 | Clifton, Geo. | Texas State U. | |
| FLIGHT #3 | | | |
| 76 | Walker, Dale | Cumberland State | |
| 462 | Stigen, David | Whitman | |
| 488 | LaFond, Ron | U. of W. Stevens Pt | |
| 114 | Phillips, Pat | Doane | |

TRIPLE JUMP -----FINALS

5:00 p.m., Friday, June 2, 1972

RECORD: 51'9"

Dave Price, California Western, 1965

NAIA, Billings, Montana

| No | NAME | SCHOOL | DISTANCE | | | | | | | | |
|-----------|------|--------|-------------------|-------|------|-------|-----------------------------|---|------|------|-------|
| FLIGHT #1 | | | | | | | | | | | |
| 51-9½ | 83 | 48-11½ | Brown, Marvin | 50-0 | 48-5 | 49-11 | Dallas Baptist | ④ | 50-0 | — | 49-5 |
| 50-6 | 11 | 48-½ | Owusu, Josh | 50-1 | 48-3 | 49-3 | Angelo State | ⑤ | 49-2 | 50-6 | 50-11 |
| 49-2 | 585 | 49-2 | Hill, Marvin | 50-11 | — | — | So. Louisiana | ⑦ | — | 49-3 | 49-9 |
| 48-3¾ | 178 | 48-10 | Trujillo, Roger | 48-9 | 50-4 | 48-9 | Fresno, Pacific | ⑥ | 49-6 | — | 48-8 |
| FLIGHT #2 | | | | | | | | | | | |
| 50-9 | 421 | 46-11¼ | Gaines, Jerry | 44-8 | 48-3 | 47-6 | W. Carolina U. | ② | 47-8 | — | — |
| — | 589 | 46-10½ | Woods, Wellington | 46-7 | — | 47-5? | So. Louisiana | | | | |
| 47-6½ | 351 | 47-4 | Jakle, Chris | 47-5 | 46-6 | — | Pomona | ① | 46-6 | — | 47-4 |
| 181 | 47-9 | — | Halland, Mark | 46-7 | 47-6 | 48-5 | Geo. Fox College | ③ | 47-9 | — | 46-2 |
| FLIGHT #3 | | | | | | | | | | | |
| 48-5 | 96 | 46-3¾ | Smith, Calvin | — | — | 44-10 | Dallas Baptist | | | | |
| 48-1 | 390 | 45-9 | Moss, Rick | 43-9 | 45-6 | — | SW State College | | | | |
| 46-6½ | 546 | 45-6¾ | Bartlett, John | 44-6 | — | — | Linfield | | | | |
| 45-10 | 481 | 45-2½ | Fielder, Ted | — | — | — | U. of Wisconsin (Platville) | | | | |

| | | 1972 INDIVIDUAL SEASON'S BEST /OUTDOORS | | | | | |
|----------------------|--|---|--|---|--|-------------------------------|--|
| 440 Relay | | DiGloia-Gulley 45.5 Winston-Halland 4-22 PSU | DiGloia-Gulley 46.1 Winston-Halland 4-15 Pacific | DiGloia-Gulley 46.4 Winston-Halland 4-1 Time-up | | | |
| 1 Mile * | | Bell* 4:19 PSU 4-22 | Ankony 4:25.3 PSU 4-22 | Conant 4:39.8 Time-up 4-2 | Moluf 5:29.6 JC 4-8 | | |
| 120 High Hurdles | | Bronleewe 15.6 Linfield 4-25 | Matson 16.4 Time-up 4-1 | Halland 17.0 PSU 4-22 | Pearce 17.8 JC 4-8 | Gulley 17. PSU 4-1 | |
| 440 | | Matson 52.1 PSU 3-4 | DiGloia 52.9 Linfield 4-25 | Bronleewe 54.8 PSU 3-4 | Halland 55.2 PSU 3-4 | Morritt 51. PSU 3 | |
| 100 | | Halland 10.5 PSU 4-22 Time-up 4-1 | Buck 11.3 L&C 3-16 | Gulley 11.0 SOC 5-3 | O'Neil 11.4 L&C 3-16 | Pearce 58. PSU 3 | |
| 880 | | Buck 2:02.0 PSU 4-22 | Conant 2:05.1 PSU 3-4 | | | | |
| Intermediate Hurdles | | Bronleewe 58.8 PSU 4-22 | Gulley 58.9 Dist 5-12 | | | | |
| 220 | | Halland 23.5 PSU 4-22 | DiGloia 25.0 Time-up 4-1 | Matson 25.0 Time-up 4-1 | | | |
| 2 Mile * | | Bell 9:19.8 Pacific 4-15 | Ankony 9:26.0 PSU 4-22 | Conant 10.29 PSU 4-22 | Moluf 12:00 Pacific 4-25 | | |
| 400 Relay | | Gulley-Buck 3:35 Winston-DiGloia 4-15 Pacific | Gulley-DiGloia 3:36.2 Winston-Matson 4-1 Time-up | Winston-Bronleewe 3:41.9 Buck-DiGloia 3-16 L&C | Halland, Gulley 3:46.5 Bronleewe-DiGloia 3-11 O'Neil | | |
| 3 Mile * | | Ankony 14:32.0 Dist 5-33 | Bell 14:36.3 Linfield 4-25 | Buck 17:09.8 Linfield 4-25 | | | |
| 1.5 Mile | | Ankony 30:58.8 Dist 5-22 | Bell 30:58.8 Dist 4-25 | | | | |
| 1000 Vault | | O'Neil 11-6 L&C 4-2 | Conant 11-6 Time up 4-1 | Buck 11-6 Linfield 4-2 | | | |
| High Jump * | | Halland 6-2 SOC 5-3 | Winston 6-0 Pacific 4-25 | Buck 5-10 Linfield 4-25 | | | |
| Long Jump | | Morrison 20-7 1/2 PSU 4-22 | Buck 21-0 Linfield 4-25 | Winston 21-0 1/2 Linfield 4-25 | Morrison 20-3 1/2 PSU 3-4 | Bronleewe 20-5 3/4 PSU 3-4 | |
| Triple Jump | | Halland 47-7 1/2 Dist. 5-13 | Winston 45-11 3/4 Dist. 5-0 1/2 | Bronleewe 42-2 3/4 PSU 4-22 | Morrison 37-4 1/2 PSU 3-4 | O'Neil 39- L&C 3-1 | |
| Shot | | Freeman 39-3 JC 4-6 | O'Neil 38-9 L&C 3-10 | | | | |
| Discus | | Freeman 118-7 1/2 Pacific 4-25 | O'Neil 121 Linfield 4-25 | | | | |
| Javelin | | Buck 165-10 SOC 5-3 | Buck 180-9 Pacific 4-25 | O'Neil 207-0 PSU 4-22 | Freeman 101-5 1/2 JC 4-6 | | |

| 1972 INDIVIDUAL SEASONS BEST /OUTDOORS | | | | | |
|--|---|--|---|---|----------------------------|
| 440 Relay | DiGioia-Gulley 45.5 Winston-Halland 4-22 PSU | DiGioia-Gulley 46.1 Winston-Halland 4-15 Pacific | DiGioia-Gulley 46.4 Winston-Halland 4-1 Tune-up | | |
| * Mile | Bell* 4:19 PSU 4-22 | Ankany 4:25.3 PSU 4-22 | Conant 4:39.8 Tune-up 4-2 | Moluf 5:29.6 JC 4-8 | |
| 120 High Hurdles | Bronleewe 15.6 Linfield 4-25 | Matson 16.4 Tune-up 4-1 | Halland 17.0 PSU 4-22 | Pearce 17.8 JC 4-8 | Gulley 17.1 PSU 4-1 |
| 440 | Matson 52.1 PSU 3-4 | DiGioia 52.9 Linfield 4-25 | Bronleewe 54.8 PSU 3-4 | Halland 55.2 PSU 3-4 | Merritt 57.1 PSU 3-4 |
| 100 | Halland 10.5 PSU 4-22 Tune-up 4-1 | Buck 11.3 L&C 3-16 | Gulley 11.0 SOC 5-3 | O'Neil 11.4 L&C 3-16 | Pearce 58.1 PSU 3-4 |
| 880 | Buck 2:02.0 PSU 4-22 | Conant 2:05.1 PSU 3-4 | | | |
| Intermediate Hurdles | Bronleewe 58.8 PSU 4-22 | Gulley 58.9 Dist 5-12 | | | |
| 220 | Halland 23.5 PSU 4-22 | DiGioia 25.0 Tune-up 4-1 | Matson 25.0 Tune-up 4-1 | | |
| * 2 mile | Bell 9:19.8 Pacific 4-15 | Ankany 9:26.0 PSU 4-22 | Conant 10.29 PSU 4-22 | Moluf 12:00 Pacific 4-25 | |
| 440 Relay | Gulley-Buck 3:35 Winston-DiGioia 4-15 Pacific | Gulley-DiGioia 3:38.2 Winston-Matson 4-1 Tune-up | Winston-Bronleewe 3:41.9 Buck-DiGioia 4-15 L&C | Halland-Gulley 3:46.5 Bronleewe-DiGioia 3-11 O'Delays | |
| 3 Mile * | Ankany 14:32.0 Dist 5-13 | Bell 14:36.3 Linfield 4-25 | Buck 17:09.8 Linfield 4-25 | | |
| 1 Mile | Ankany 30:58.8 Dist 5-13 | Bell 30:58.8 Dist 4-25 | | | |
| 440 Varsity | O'Neil 11-6 L&C 2-13 | Pearce 11-6 Tune-up 4-2 | Buck 11-6 Linfield 4-25 | | |
| High Jump * | Halland 6-2 SOC 5-1 | Winston 6-0 Pacific 4-35 | Buck 5-10 Linfield 4-25 | | |
| Long Jump | Halland 28-11 PSU 4-22 | Buck 21-7 Linfield 4-25 | Winston 21-11 Linfield 4-25 | Bronleewe 20-11 PSU 3-4 | Bronleewe 20-11 PSU 3-4 |
| Triple Jump | Halland 47-7 1/2 Dist. 5-13 | Winston 45-11 3/4 Dist. 5-13 | Bronleewe 42-2 3/4 PSU 4-22 | Matson 39-11 PSU 3-4 | O'Neil 39-11 L&C 3-11 |
| Shot | Freeman 39-5 JC 4-0 | DiGioia 38-7 L&C 3-10 | | | |
| Discus | Freeman 110-3 1/2 Pacific 4-25 | DiGioia 99-1 Linfield 4-25 | | | |
| Javelin | Buck 159-10 SOC 5-3 | DiGioia 180-7 Pacific 4-25 | DiGioia 180-0 PSU 4-22 | Freeman 151-11 JC 4-0 | |

1972 Total Points
Bruin
Track Team

| | Lewis and Clark | Bl. Mt., Clack. & Clat. | Pacific | Portland State | Linfield | Ore. Tech. - SOC | District | Nationals | Total |
|---------------|-----------------|-------------------------|---------|----------------|----------|------------------|----------|-----------|-------|
| Curt Ankeny | 3 | 14 | 6 | 6 | 8 | 5 | 16 | | 58 |
| Ken Bell | 8 | 28 | 10 | 10 | 8 | 3 | 7 | | 74 |
| Tom Bronleewe | 6 | 25 1/2 | 4 | 11 | 6 | 8 | 0 | | 60 |
| Eb Buck | 3 | 16 1/2 | 8 | 6 | 11 | 3 | 0 | | |
| Denny Conant | 1 | 9 | 0 | 0 | 1 | 2 | | | 13 |
| Mick DiGiola | 2 | 15 | 10 | 6 | 3 | | | | 36 |
| Del Dittus | 0 | ill | 0 | 3 | 1 | 1 | 0 | | 5 |
| Steve Gulley | 0 | 9 | 1 | 2 | 0 | 2 | 0 | | 14 |
| Mark Halland | bad leg | 25 1/2 | 19 | 24 | 17 | 13 | 8 | | 106 |
| Dean Matson | 3 | Broken bone | | | | | | | 3 |
| Larry Moluf | - | 4 | 0 | - | - | - | | | 4 |
| Don O'Neil | 5 | bad leg | 3 | 0 | 0 | bad knee | | | 8 |
| Dave Pearce | 1 | 12 | | | | | | | 13 |
| Jim Pheasant | shoulder | 15 | 4 | bad knee | bad knee | bad knee | | | 19 |
| Randy Winston | 3 | 25 1/2 | 11 | 6 | 2 | 4 | 5 | | 56 |

L

W

W

W

L

3rd

3rd

GEORGE FOX COLLEGE
OUTDOOR
TRACK AND FIELD RECORDS
May 24, 1972

| <u>EVENT</u> | <u>NAME</u> | <u>YEAR</u> | <u>MARK</u> |
|--------------------------|--------------------|-------------|--------------------|
| 100 yard dash | Bob Bissett | 1929 | :10.1 |
| 220 yard dash | Keith Merritt | 1971 | :22.8 |
| 440 yard run | Charles A. Redmond | 1898 | :51 |
| 880 yard run | Jonathan Newkirk | 1964 | 1:58.5 |
| Mile run | Ken Bell | 1972 | 4:19.0 |
| 2 Mile run | Ken Bell | 1972 | 9:19.8 |
| 3 Mile run | Ken Bell | 1972 | 14:28.6 |
| 6 Mile run | Ken Bell | 1972 | 30:49.0 |
| 120 High Hurdles | Gary Blackmar | 1966 | :15.1 |
| 330 Intermediate Hurdles | Allen Fowler | 1964 | :39.4 |
| 440 Intermediate Hurdles | Allen Fowler | 1964 | :56.9 |
| Long Jump | Allen Fowler | 1964 | 23'1" |
| Triple Jump | Calvin Ferguson | 1968 | 47'11½" |
| High Jump | Mark Halland | 1972 | 6'2" |
| Pole Vault | Dave McDonald | 1969 & 71 | 15'8" |
| Shot Put | Robert Hadlock | 1968 | 55'3" |
| Discus | Matt Marlow | 1968 | 144'3¼" |
| Javelin | Ray Wilson | 1971 | 208'1" |
| Hammer | Matt Marlow | 1970 | 110'11" |
| 440 Relay | Ralph Griffin | 1965 | :44.7 |
| | Victor Unruh | | |
| | Rick Rentfro | | |
| | Perry Kimberly | | |
| Mile Relay | Harry Selby | 1971 | |
| | Bill Jackson | | |
| | Mike DiGioia | | |
| | John Holton | | |

GEORGE FOX COLLEGE
INDOOR
TRACK AND FIELD RECORDS

| <u>EVENT</u> | <u>MARK</u> | <u>NAME</u> | <u>PLACE</u> | <u>YEAR</u> |
|--------------|-------------|---------------|------------------|-------------|
| Long Jump | 21'0" | Randy Winston | Idaho State | 1972 |
| Triple Jump | 46'7" | Randy Winston | Idaho State | 1972 |
| High Jump | 6'4" | Mark Halland | Oregon Dev. Meet | 1972 |
| Mile | 4:24.4 | Ken Bell | Idaho State | 1972 |
| 2 Mile | 9:23.9 | Curt Ankeny | Oregon Dev. Meet | 1972 |
| Pole Vault | 15'4" | Dave McDonald | NAIA Nationals | 1970 |

GEORGE FOX COLLEGE
TRACK AND FIELD RECORDS
May 21, 1971

| <u>EVENT</u> | <u>NAME</u> | <u>YEAR</u> | <u>MARK</u> |
|-------------------|------------------------|-------------|-------------|
| 50 yard dash | Roy Heater | 1902 | :05.6 |
| | Dave Swanson | 1971 | :05.6 |
| 220 Low hurdles | Dave Wing | 1954 | :23 |
| 880 Relay | Dale Rinard | 1964 | 1:35.1 |
| | Jim Hamilton | | |
| | Jonathan Newkirk | | |
| | Allen Fowler | | |
| Mile medley relay | George Donnell (440) | 1930 | 3:35 |
| | Bob Bissett (220) | | |
| | Lincoln Wirt (220) | | |
| | Carl Sandoz (880) | | |
| Sprint medley | Perry Kimberly (330) | 1965 | 2:40.5 |
| | Ralph Griffin (110) | | |
| | Jonathan Newkirk (660) | | |
| | Victor Unruh (220) | | |
| Distance Medley | Curt Ankeny (1320) | 1971 | 10:49.0 |
| | Mick DiGioia (440) | | |
| | John Holton (880) | | |
| | Ken Bell (Mile) | | |
| 2 Mile Relay | John Thomas | 1968 | 8:37.8 |
| | Walt Fitzgerald | | |
| | Bob VanSlyke | | |
| | Steve Butt | | |

Black Outstanding Athlete

North Carolina Central Captures Track and Field Crown

BILLINGS, Mont. — North Carolina Central's talented mile relay team — manned by three NAIA record breakers including the meet's Outstanding performer in Larry Black, capped the Eagles first team title here in the 21st annual NAIA Outdoor Track and Field Championships.

The victory by North Carolina Central gave the Eagles a rare sweep as Coach Leroy Walker was named NAIA Track and Field Coach of the

Year. Black, who set or tied a 200-meter dash record each time he ran it, was also a member of the record setting quartets in both the mile and 440 yard relay teams. He was an over-whelming selection as the Outstanding Performer in the meet.

Seven meet records were established on the final day, lifting the three-day total to 11, including two new events, the marathon and 3,000-meter walk.

North Carolina Central finished with 68 points while NAIA Indoor champion Dallas Baptist (Tex.) was runner-up with 51. Texas Southern was third with 43, Oklahoma Christian followed with 39 and Southern University (La.) rounded out the top five with 30 points.

Melvin Bassett, after setting a record in the 400-meter hurdlers an hour and a half earlier, gave the North Carolina Central mile relay team the lead it needed and turned the baton over to 800-meter record-setter Robert Ouku. Ouku then turned the lead over to Julius Sang who increased the lead to 40-yard for the anchor-running Black. Black blazed the final lap in an unofficial 45.6 to seal the victory with a 3:04.8 clocking to break the 1967 mark of 3:05.4 set by Arkansas AM&N.

Black set the meet record of 20.5 in the 200-meter trials on Wednesday, beat his own mark with a 20-flat clocking in the semi-finals and matched that same performance in the finals. He equaled the U.S. Collegiate standard held by 1968 Olympian Tommie Smith. Black broke the NAIA record of 20.8 held by another Olympic Gold Medal winner — Bobby Morrow of Abilene Christian (Tex.) in 1956.

Black's heroics overshadowed an outstanding display of versatility and tenacity by Texas Southern's Tommy Fulton, who won the 5,000 meters on Thursday and finished close seconds to Ouku in the 800 meters and Welshman Bob Maplestone of Eastern Washington State in the 1500 meters. Fulton ran two superb races — the 800 and the 1500 meters with only an hour between the two events.

Ouku needed a record-setting 1:48.5 effort in the 800 meters to beat Fulton as the Texas Southern junior finished with a 1:49.1 mark. Defending mile title holder Maple-

stone set a record of 3:45.9 in the 1500 meters while Fulton finished with a 3:46.2, still good enough to beat the old record of 3:46.5 set in 1968 by John Mason of Fort Hays State (Kan.).

David Antognoli, the outstanding distance ace from Edinboro State (Pa.) and the 1971 NAIA Cross Country champion, cracked the 10,000 meter mark with a 30:07.7 performance. The old record was 30:58.2 by Van Nelson of St. Cloud State (Minn.) in 1968.

World record holder Rodney Milburn of Southern University (La.) continued to be in a class all by himself as he broke the 110-meter hurdler record with a :13.5 clocking. He broke the old record of :13.9 set by Olympic medal winner Lee Calhoun of North Carolina College in 1956.

Bassett shattered the 400-meter hurdle mark of :51.2 by Van Schierling of Emporia State (Kan.) in 1968 with a solid :50.5 mark while Rodney Jackson of Eastern Illinois was second with a :51.1 mark.

The North Carolina Central foursome of Charles Foster, Jeff Horsley, Black and Sang lowered the 440 relay mark to :39.5, breaking the old record of :39.7 set by Southern University in 1966.

Jean-Louis Ravelomantantsoa of Westmont College (Calif.) defeated two former NAIA sprint champions to win the 100 meter title. Jean-Louis, a 29-year old Olympian from Madagascar, edged 1970 champion Robert Taylor of Texas Southern in :10.1 seconds while 1971 champion Willie McGee of Alcorn A&M (Miss.) stumbled early and made a remarkable recovery to finish sixth.

Freshman James Redd of Southern University (La.) nipped the favored Sang at the wire to win the 400-meters in :45.8. Jim Birnbaum of Fort Hays State (Kan.) had just enough to hold off Jeff Mathews of U.S. International (Calif.) to win the 3000-meter steeplechase.

Defending champion Joshua Owusu of Angelo State (Tex.) captured the long jump title for the second straight year but finished second to freshman Marvin Hill of Southern University (La.) in the triple-jump.

(Continued on next page)

1972 NAIA TRACK AND FIELD CHAMPIONSHIP—TEAM POINTS

| | |
|--------------------------------|----|
| 1. North Carolina Central | 68 |
| 2. Dallas Baptist (Tex.) | 51 |
| 3. Texas Southern | 43 |
| 4. Oklahoma Christian | 39 |
| 5. Southern University (La.) | 30 |
| 6. U.S. International (Calif.) | 26 |
| 6. Westmont (Calif.) | 26 |
| 8. Eastern Illinois | 25 |
| 8. Oregon College of Education | 25 |
| 10. Fresno Pacific (Ca.) | 22 |
| 11. Occidental (Ca.) | 21 |
| 12. Angelo State (Tex.) | 18 |
| 13. Pembroke State (N.C.) | 16 |
| 13. Fort Hays State (Kan.) | 16 |
| 15. Simon Fraser (Can.) | 15 |
| 16. Wisconsin-Parkside | 14 |
| 17. Whitworth (Wash.) | 12 |
| 17. Western Washington State | 12 |
| 17. Eastern Washington State | 12 |
| 20. South Dakota-Springfield | 11 |
| 20. Alcorn A&M (Miss.) | 11 |
| 20. Delta State (Miss.) | 11 |
| 23. Biola (Calif.) | 10 |
| 23. Edinboro State (Pa.) | 10 |
| 23. Eastern New Mexico | 10 |
| 23. Boston State (Mass.) | 10 |
| 23. Oregon Tech | 10 |
| 23. McMurry (Tex.) | 10 |
| 23. Ouachita Baptist (Ark.) | 10 |
| 30. Emporia State (Kan.) | 8 |
| 30. Ottawa (Kan.) | 8 |
| 30. Whittier (Ca.) | 8 |
| 33. Western Carolina (N.C.) | 7 |
| 34. Graceland (Iowa) | 6 |
| 34. Southern Oregon | 6 |
| 34. Loras (Iowa) | 6 |
| 34. Southwestern (Ks.) | 6 |
| 34. Howard Payne (Tex.) | 6 |
| 34. Azusa Pacific (Ca.) | 6 |
| 40. Central Washington State | 5 |
| 40. Indiana University (Pa.) | 5 |
| 42. Kansas Wesleyan | 4 |
| 42. Dakota State (S.D.) | 4 |
| 42. Lewis & Clark (Ore.) | 4 |
| 42. Redlands (Calif.) | 4 |
| 42. Pasadena (Ca.) | 4 |
| 47. St. John's (Minn.) | 2 |
| 47. Texas A&I | 2 |
| 47. Stephen F. Austin (Tex.) | 2 |
| 47. George Fox (Or.) | 2 |
| 47. Nebraska-Omaha | 2 |
| 47. Claremont-Mudd (Calif.) | 2 |
| 47. Eastern Oregon | 2 |
| 47. Winona State (Minn.) | 2 |
| 55. Catawba (N.C.) | 1 |
| 55. Pittsburg State (Ks.) | 1 |
| 55. Wisconsin-Stout | 1 |
| 55. Morningside (Iowa) | 1 |
| 55. Eastern Montana | 1 |



NAIA Baseball Coaches Association Vice-President Al Myers (left) extends congratulations to David Lipscomb (Tenn.) coach Ken Dugan as the Tennessee squad finished as runner-up in the NAIA World Series for the second straight year.

GAME-BY-GAME HIGHLIGHTS

GAME #1

Frostburg State (Md.) 1, Oklahoma Christian 0 — Both pitchers, Keith Voelker (6-0) of Frostburg State and Morris Karnes (12-1) of Oklahoma Christian, tossed three-hitters as Frostburg edged the Oklahoma team on an error in the ninth inning.

GAME #2

David Lipscomb (Tenn.) 13, High Point (N.C.) 1 — In a game shortened by the 10-run rule, David Lipscomb relegated High Point to the losers bracket with a 12-hit attack as southpaw Butch Stinson (11-2) tossed a three hitter. Ted Jamison and Buddy Harston collected three hits apiece as Dean Boger (7-2) was the loser.

GAME #3

LaVerne College (Calif.) 4, Winona State (Minn.) 3 — Ben Ochoa (14-4) was the winner for LaVerne but needed help from Frank DiCristo in the ninth. Jeff Ross and Ron Evjen of Winona collected three hits apiece, with Evjen getting the first home run of the tournament in the eighth. Jim Hawse had two hits for LaVerne as Terry Brecht (6-2) suffered the loss.

GAME #4

Lewis College (Ill.) 4, Sam Houston State (Tex.) 3 — Trailing 3-4 after six innings, the Lewis College Flyers rallied in the final three innings for the victory. Two walks, a sacrifice and a single to left by catcher Al Wask produced the winning run for Lewis as Tom Brennan (12-0) was the winner. Roy Karnell (5-2) was the loser despite three hits by catcher David Woolley.

GAME #5

Oklahoma Christian 5, Winona State 3 — Jumping to a quick 4-0 lead in the first two innings, Oklahoma Christian held on for a 5-3 victory to eliminate Winona State. Bob Thompson (10-1) was the winner with Morris Karnes getting credit for a save. Steve Krinke (11-3) was charged with the loss. Outfielder Dave White collected three hits for the winners.

GAME #6

Sam Houston State 9, High Point 4 — Reliever Rick Clemens (5-4) scattered five hits in seven innings of work to send High Point home. The hard-hitting Texas squad collected 12-hits with Ron Slingerman (9-2) suffering the loss.

GAME #7

LaVerne 7, Frostburg State 6 — Another nail biter for LaVerne as Frank DiCristo (6-0) gets credit for the victory with 3 2/3 innings of relief work. LaVerne scored the winning run in the bottom of the ninth on a throwing error by Frostburg. John Helmick (9-4) was tagged with the loss.

GAME #8

David Lipscomb 3, Lewis College 2 — Freshman southpaw Randy Smith (8-1) tossed a four-hitter and collected a pair of hits for David Lipscomb. Bill Scholl (12-4) was the loser in the battle of the lefthanders. Buddy Harston also had a pair of hits for the winners.

GAME #9

Oklahoma Christian 5, Lewis College 4 — In the first extra-inning contest, Oklahoma Christian scored the winning run in the bottom of the 12th after the game had been delayed 1½ hours by rain in the bottom of the fourth. Morris Karnes (13-1) was the winner in relief while Tom Brennan (12-1) was the loser. In the 12th, Tom McLemore walked and scored the winning run on a double to deep center by Dave White to eliminate Lewis from the tournament.

GAME #10

Sam Houston State 16, Frostburg State 3 — Despite a 16-hit attack, Sam Houston State had to use three hurlers with Ron Kainer (4-2) getting the win in relief. John Helmick (9-5) was the loser. John O'Leary, Jim Pitts, Terry Roach and Sammy Monteau each collected three hits for the winners. Pitts got the second home run of the tournament with a 389-foot blast over the left field fence with a pair of runners on base in the first inning.

GAME #11

LaVerne 5, David Lipscomb 4 — It was night-owl time when the third game ended Wednesday for the game started at 11:03 p.m. and finished at 2:00 a.m. Thursday as LaVerne again escaped with a one-run victory and had to call on ace Frank DiCristo from the bullpen. Craig Bowser (5-1) was the winner with DiCristo getting the same while Danny Burns (4-3) suffering the loss. Dave Cripe had a pair of hits for LaVerne while Harston and Farrell Gean had two hits apiece for the Bisons.

GAME #12

David Lipscomb 7, Oklahoma Christian 1 — Butch Stinson scattered eight hits to pick up the victory (12-2) and eliminate Oklahoma Christian from the tournament. Farrell Gean and Stinson each collected two triples in the game to tie a tournament record and the four three-base hits by David Lipscomb also tied a team record. Bob Thompson (10-2) was the loser as Morris Karnes blanked the Bisons in his 3 2/3 innings of relief work for the Oklahoma squad.

GAME #13

LaVerne 8, Sam Houston State 6 — LaVerne had an early 7-1 lead and then had to hang on to stop the hard-hitting Texans. Again it was Frank DiCristo coming from the pin to get credit for the save. Dan Drake (6-0) was the winner while Jim Miller (10-2) was the loser. Dave Cripe led the winners with three hits while Jim Pitts, Terry Roach, and Sammy Monteau each collected a pair of hits for Sam Houston State.

CHAMPIONSHIP GAME

LaVerne 4, David Lipscomb 1 — There was no need for Frank DiCristo in the championship game as Ben Ochoa (15-4) was in command from the start and limited the Bisons to only four hits. Ochoa had 13 strikeouts and retired 14 men in a row at one point while Jim Hawse collected three hits to lead the LaVerne attack. Randy Smith (8-2) was the loser. Ted Jamison, after making a remarkable play in the second inning, was injured in the fourth and forced to leave the game.



ACE CHUCKER — LaVerne pitcher Ben Ochoa (left) received the NAIA World Series Most Outstanding Player award from Elmer Kosub, President of the NAIA Baseball Coaches Association after the California ace defeated David Lipscomb (Tenn.) in the championship game.

Walden Curry of Delta State (Miss.) cleared seven feet for the second straight year and successfully defending his high jump title while veteran Rickey Parris of McMurry (Tex.) was the pole vault champion once again.

Jim Neugent, the strongman from Oklahoma Christian, was the only double winner in the meet as he captured the discus and hammer throw titles. In the hammer, Neugent just nipped Murray Keating of Simon-Fraser (Can.) for the title by a scant inch.

Wayne Frongello of Boston State (Mass.) won the marathon in 2:41:13.4 while Steve Tyrer of Oregon College of Education won the 3000-meter walk with a 13:30.5 performance.

In the decathlon, defending champion Bruce Jenner of Graceland (Iowa) could do no better than third as Gary Hill of Oklahoma Christian won the title with 7,538 points while Bill Bakley of Westmont (Calif.) was runner-up with 7,491. Jenner posted 7,422 points.

INDIVIDUAL RESULTS

100 METERS: 1. Jean Louis Ravelomanantsoa, Westmont (CA) :10.1; 2. Robert Taylor, Texas Southern, :10.2; 3. Francis Baldwin, Dallas Baptist (TX), :10.3; 4. Jerry Sims, Alcorn A&M (MS), :10.5; 5. Jeff Horsley, North Carolina Central, :10.5; 6. Willie McGee, Alcorn A&M (MS), :10.5.

200 METERS: 1. Larry Black, North Carolina Central, :20.0 (**RECORD**—Old record :20.8 by Bobby Morrow, Abilene Christian (TX), 1956); 2. Francis Baldwin, Dallas Baptist (TX), :20.5; 3. Willie McGee, Alcorn A&M (MS), :20.7; 4. Jerry Denton, Dallas Baptist (TX), :21.2; 5. Thomas Hargett, Dallas Baptist (TX), :21.1; 6. Freeman Berry, Morningside (IA), :21.2.

400 METERS: 1. James Redd, Southern (LA) :45.8; 2. Julius Sang, North Carolina Central, :45.9; 3. Anders Faager, U.S. International (CA),

:46.6; 4. Ulf Ronners, U.S. International (CA), :46.7; 5. Sam Yavala, Eastern New Mexico, :47.4; 6. Ron Jenkins, Texas Southern, :47.9.

800 METERS: 1. Robert Ouko, North Carolina Central 1:48.5 (**RECORD**—Old record 1:48.6 by Earl Goldman, Arkansas AM&N, 1968); 2. Tommy Fulton, Texas Southern, 1:49.1; 3. John Nelson, Fort Hays State (KS), 1:49.8; 4. Roy Williams, Dallas Baptist (TX), 1:50.4; 5. Musa Dogonyaro, Biola (CA), 1:50.6; 6. Rich Tussing, Westmont (CA), 1:50.7.

1500 METERS: 1. Bob Maplestone, Eastern Washington State 3:45.9 (**RECORD**—Old record 3:46.5 by John Mason, Fort Hays State (KS), 1968); 2. Tommy Fulton, Texas Southern, 3:46.2; 3. Ben Bailey, Western Carolina (N.C.), 3:47.5; 4. Rich Alejandro, Occidental (CA), 3:51.9; 5. Rich Tussing, Westmont (CA), 3:53.8; 6. Paul Carpenter, Eastern Montana, 3:55.8.

5000 METERS: 1. Tommy Fulton, Texas Southern 14:35.8; 2. Dennis Nee, Emporia State (KS), 14:37.6; 3. Mike Cassidy, Loras (IA), 14:43.4; 4. Allen Rude, Occidental (CA), 14:47.2; 5. Vic Elk, Pembroke State (N.C.), 14:54.7; 6. Bob Isitt, Whitworth (WA) 15:03.2.

10,000 METERS: 1. David Antognoli, Edinboro State (PA) 30:07.7 (**RECORD**—Old record 30:58.2 by Van Nelson, St. Cloud State (MN), 1968); 2. Allen Rude, Occidental (CA), 30:39.3; 3. Lucian Rosa, Wisconsin-Parkside, 30:56.6; 4. Tom Hale, Whitworth (WA), 31:15.1; 5. Vic Elk, Pembroke State (N.C.), 31:25.6; 6. Bob Isitt (WA), 31:30.9.

110 METER HURDLES: 1. Rodney Milburn, Southern (LA) :13.5 (**RECORD**—Old record 13.9 by Lee Calhoun, North Carolina College, 1956); 2. Charles Foster, North Carolina Central, :14.0; 3. Ron Washington, Texas Southern, :14.3; 4. Rodney Jackson, Eastern Illinois, :14.4; 5. David Weathersby, Texas A&I, :14.5; 6. Joe White, Delta State (MS), :14.5.

400 METER INTERMEDIATE HURDLES: 1. Melvin Bassett, North Carolina Central :50.5 (**RECORD**—Old record :51.2 by Van Schierling, Emporia State (KS), 1968); 2. Rodney Jackson, Eastern Illinois, :51.1; 3. Rick Penner, Fresno Pacific (CA), :51.7; 4. Mike Vorle, Western Washington State, :52.0; 5. Rickey Britain, Stephen F. Austin (TX), :52.3; 6. Carl Thompson, Texas Southern, :52.5.

3000 METER STEEPLECHASE: 1. Jim Birnbaum, Fort Hays State (KS) 9:16.0; 2. Jeff Mathews, U.S. International (CA), 9:16.2; 3. Rick Livelsey, Eastern Illinois, 9:25.3; 4. Richard Akusu, Kansas Wesleyan, 9:30.2; 5. Mike Kremer, St. Johns (MN), 9:32.2; 6. Jim Scorgie, Simon-Fraser (B.C., Can.), 9:32.7.

3000 METER WALK: 1. Steve Tyrer, Oregon College of Education 13:30.5 (**RECORD**—New Event); 2. Mike DeWitt, Wisconsin-Parkside, 14:14.0; 3. Carl Swift, Azusa Pacific (CA), 14:33; 4. Dale Paas, Oklahoma Christian, 14:43.6; 5. Bob Korn, Eastern Oregon, 14:44.6; 6. Robert Frank, Oregon College of Education, 14:55.2.

LONG JUMP: 1. Joshua Owusu, Angelo State (TX) 25-6½; 2. Troy Lyons, Whittier (CA), 24-11; 3. Jerry Denton, Dallas Baptist (TX), 24-5 3/4; 4. Dave Jaggar, Pasadena (CA), 24-5½; 5. Jeff Bunke, Winona State (MN), 24-4¼; 6. Darrell Brown, Eastern Illinois, 23-11¼.

TRIPLE JUMP: 1. Marvin Hill, Southern (LA) 50-11 ½; 2. Joshua Owusu, Angelo State (TX), 50-11; 3. Roger Trujillo, Fresno Pacific (CA), 50-4½; 4. Marvin Brown, Dallas Baptist (TX), 50-½; 5. Mark Halland, George Fox (OR), 48-5; 6. Jerry Gaines, Western Carolina (N.C.), 48-3.

HIGH JUMP: 1. Walden Curry, Delta State (MS) 7-0; 2. Dave Phillips, Pembroke State (N.C.) 6-8; 3. Wilfred Wedmann, Simon-Fraser (B.C., Can.), 6-8; 4. TIE between Winn Hensler, Dallas Baptist (TX) & Ron Coleman, Westmont (CA), 6-8; 6. Carlos Walker, Pittsburg State (KS), 6-6.

POLE VAULT: 1. Rickey Parris, McMurry (TX) 16-0; 2. Steve McMichaels, Ouachita Baptist (AR), 15-4; 3. Jim Lincoln, Eastern New Mexico, 15-0; 4. Scott Semken, Redlands (CA), 15-0; 5. Steve Hughes, Westmont (CA), 15-0; 6. Marvin Schultz, South Dakota-Springfield, 15-0.

SHOT PUT: 1. Doyle Kenady, Oregon College of Education 57-7½; 2. Carl Hesse, South Dakota-Springfield, 57-7; 3. Mike Murphy, Howard Payne (TX), 57-3½; 4. Dennis Anderson, Fresno Pacific (CA) 54-11; 5. Jim Neugent, Oklahoma Christian, 54-11; William Harch, Central Washington State, 54-11.

DISCUS: 1. Jim Neugent, Oklahoma Christian 178-8; 2. Hadley James, Biola (CA), 167-10; 3. Brad Nave, Whitworth (WA), 167-7; 4. Mike Wigton, Occidental (CA), 163-8; 5. Jay Rood, South Dakota-Springfield, 162-4; 6. Dave Taylor, Catawba (N.C.), 161-4.

JAVELIN: 1. Tony Grant, Oregon Tech 237-7; 2. Bob Winn, Ottawa (KS), 237-2; 3. Mike Hiebert, Southwestern (KS), 227-5; 4. John Elliott, Indiana University (PA), 226-11; 5. Mike Hopley, Eastern Washington State, 221-5; 6. Carlos Omphroy, Occidental (CA), 214-8.

HAMMER: 1. Jim Neugent, Oklahoma Christian 194-4; 2. Murray Keating, Simon-Fraser (B.C., Can.), 194-3; 3. Dennis McCave, Fresno Pacific (CA), 175-3; 4. Doyle Kenady, Oregon College of Education, 163-10; 5. Gary Hill, Oklahoma

(Continued on page 13)



CONGRATULATIONS — The North Carolina Central Track and Field Team proudly display the NAIA Track and Field Championship banner while receiving congratulations from A. O. Duer, NAIA Executive Secretary.



TOP PERFORMER — A. O. Duer (left) and Larry Black (center) of North Carolina Central were all smiles while Coach LeRoy Walker watches as Black is named the Outstanding performer at the 21st Annual NAIA Track and Field Championships at Billings, Montana.

East Texas State Edges Redlands for Tennis Title

KANSAS CITY, Mo. — East Texas State, behind the brilliant play of sophomore transfer Harry Fritz, ended a six year dynasty by the University of Redlands (Calif.) to capture the 21st Annual NAIA National Tennis Tournament here at the Rockhill Tennis Club, June 5-9.

The southpaw ace, seeded number five, won the singles title and then teamed with Bob Hochstadter to win the doubles crown.

East Texas finished with 37 points while defending champions Redlands was second with 35 points. Presbyterian (S.C.) and Southeastern Oklahoma State tied for third place with 31 points each.

Kimm Ketelsen of Southeastern Oklahoma State put on a courageous demonstration of tennis during the finals. He began the day with a stomach disorder, but brushed it aside and took the court against Fritz.

Fritz got his second service break of the match in the sixth game of the second set for a 4-2 lead. He used that as the impetus to his victory. After scoring the 7-5, 6-3 victory over Ketelsen, Fritz was ready for the doubles.

But for Ketelsen, it was a quick trip to St. Luke's Hospital for a check-up and medication before heading back to the Rockhill courts and the doubles finals with Mark

21st ANNUAL TENNIS CHAMPIONSHIPS TEAM SCORING

| | |
|--|----|
| 1. East Texas State | 37 |
| 2. University of Redlands (CA) | 35 |
| 3. Presbyterian (SC) | 31 |
| 4. Southeastern Oklahoma | 31 |
| 5. Atlantic Christian (NC) | 19 |
| 6. Gustavus Adolphus (MN) | 15 |
| 7. Columbus (GA) | 12 |
| 8. Oregon College of Education | 11 |
| 9. Oshkosh State (WI) | 11 |
| 10. Carson-Newman (TN) | 11 |
| 11. High Point (NC) | 9 |
| 12. Texas Southern | 8 |
| 13. Ferris State (MI) | 8 |
| 14. Washburn (KS) | 8 |
| 15. Southwest Baptist (MO) | 7 |
| 16. Augustana (IL) | 7 |
| 17. California State (PA) | 7 |
| 18. Pasadena (CA) | 6 |
| 19. Kearney State (NB) | 6 |
| 20. Eastern New Mexico | 6 |
| 21. Quincy (IL) | 5 |
| 22. Central Washington State | 5 |
| 23. Eastern Illinois | 5 |
| 24. Belhaven (MS) | 5 |
| 25. Newark College of Engineering (NJ) | 4 |
| 26. Cedarville (OH) | 3 |
| 27. Loras (IA) | 3 |
| 28. Southern Oregon | 3 |
| 29. Southern State (AR) | 3 |
| 30. St. Ambrose (IA) | 2 |
| 31. Taylor University (IN) | 2 |
| 32. Graceland (IA) | 2 |
| 33. Manchester (IN) | 2 |
| 34. Anderson (IN) | 2 |
| 35. State College of Arkansas | 1 |
| 36. Newark State (NJ) | 1 |
| 37. U. of Maine at Portland-Gorham | 1 |

Milligan against the East Texas two-some of Fritz and Bob Hochstadter.

The Texans won the first set, 6-4, but Ketelsen-Milligan made a

real challenge in the second set, jumping out to a 4-1 lead. The Oklahoma pair then battled back from a love-40 deficit in the 17th game to hold service.

But that was just about the end of the road. The Texas pair broke Milligan's serve in the next game and that put the match and the National championship in the hands of East Texas State with an 11-9 second set victory.

Hochstadter is a junior transfer from Pierce Junior College while Fritz was at San Diego City College last year.

Coach Bill Crabtree of East Texas State had contended all year that this was the best team in history at the Texas school. "I said that if we didn't win it this year, we never would," explained Crabtree. "We had some luck and that is part of it, but we won our last 15 matches, including the Lone Star Conference Championship."

Three of the East Texas State squad were named to the All-America squad — Fritz, Hochstadter, and Ken Jantz. Both Kimm Ketelsen and Mark Milligan of Southeastern Oklahoma State were also on the All-America list. In order to be considered for the elite squad, a player must have reached the quarter-finals of the singles or the semi-finals of the doubles in the National Tournament.

1972 TENNIS ALL-AMERICA TEAM

Kimm Ketelsen, Southeastern Oklahoma
Harry Fritz, East Texas State
Dave Kubes, Gustavus Adolphus (MN)
John Brush, Redlands (CA)
Randy Verdieck, Redlands (CA)
Ken Jantz, East Texas State
Ralph Hart, Presbyterian (SC)
Milan Kofol, Presbyterian (SC)
Dan Phillips, Atlantic Christian (NC)
Bob Hochstadter, East Texas State
Dan Thompson, Atlantic Christian (NC)
Mark Milligan, Southeastern Oklahoma
Rich Tripp, Redlands (CA)

TOURNAMENT NOTES — In addition to the four men inducted into the NAIA Tennis Hall of Fame, the 194 players who participated in the 21st Annual Tournament were also at the banquet held at the Rockhill Tennis Club . . . The featured speaker at the banquet was Bob Briner, formerly of World Championship Tennis and now the General Manager of the Dallas Chaparrals professional basketball team . . . The 1973 NAIA Tennis Tournament will be held at the Rockhill Tennis Club . . . The NAIA Ten-

(Continued on page 15)



TOP MAN — Harry Fritz (left) of East Texas State received his NAIA Tennis Championship plaque from A. O. Duer, NAIA Executive Secretary as the Texan won the singles and then teamed with Bob Hochstadter to win the doubles and pace East Texas State to the team championship.

Dutcher, Miller Gain Track Hall of Fame Honor

KANSAS CITY, Mo. — Two outstanding individuals — an athlete and an administrator — were named to the National Association of Intercollegiate Athletics (NAIA) Track and Field Hall of Fame for 1972.

The athlete is Bill Miller, former long jump great at McMurtry College, Abilene, Texas, and the administrator is Jim Dutcher, Billings, Montana Public Schools.

The selection of the two new Hall of Fame members was announced by A. O. Duer, Executive Secretary of NAIA. The men were honored at the NAIA Track and Field Hall of Fame banquet in Billings, Montana.

Bill Miller is a 1963 graduate of McMurtry College and was the NAIA long jump champion in 1962 and 1963. In 1962, Bill won the long jump to become the triple crown winner in the Texas, Kansas and Drake Relays, setting a new long jump record in the Kansas meet.

Miller won the Texas Relays long jump crown three times —

1961, 1962, and 1963 to become the only athlete to win this event three times. He became the first Texan to ever go over 26-feet in the long jump as he propelled himself 26-2-3/4 in the NAIA National meet in 1962.

In 1963, Miller was the National USTFF champion in both the long jump and triple jump. With a jump of 26-6-1/4, Bill was in the final Olympic Trials in the long jump in 1964 and represented the United States in the long jump in Africa that year.

Bill was a finalist in the 1967 Pan American Trials and was a member of the United States National Track and Field team that toured England, Germany and Italy that year. In 1968, Bill finished his track competition as a finalist in the Olympic trials in the long jump with a 26-1 effort.

Miller became track coach at Arlington, Texas Sam Houston High School in 1968 and in 1969-70 he served as assistant track coach at Dallas Baptist; in 1971 he became assistant track coach at the University of Texas.

Jim Dutcher served as Athletic Director and head coach in football, basketball, and track and field at Doane College (Neb.) for 10 years after earning his degree at Doane in 1940. For five years he was Director of Athletics, football and track coach at Cornell College (Iowa) before becoming Assistant Superintendent for Health, Physical Education, and Athletics for the Billings, Montana Public School system in 1958.

Jim has served as the Meet Director for the NAIA National Track and Field Championships that have been held in Billings for the past four years, 1969-72, and his organizational abilities have enabled his meet to become a model for all other track and field meets to follow.

Some "firsts" and innovations contributed by Jim Dutcher are: organized a new style of state track and field meets in Montana, stressing trained, efficient management; promoted girls track and field in the State of Montana (State Championship); instigated State gymnastics meets in Montana; introduced swimming in the Billings Public Schools; organized track and field programs in the Billings Elementary Schools; introduced lifetime sports programs in the Billings Schools; revamped the Billings Public Schools wrestling program; initiated a jogging program

for the 'older generation' in the Billings YMCA, and he was responsible for helping to bring the NAIA National Track and Field Championships to Billings where literally hundreds of volunteer workers make the meet a 'model'.

Track Meet Results

(Continued from page 9)

Christian, 159-11; 6. Robert Frazier, Texas Southern, 156-8.

440-YARD RELAY: 1. North Carolina Central (Charles Foster, Jeff Horsley, Larry Black, Julius Sang) :39.5 (**RECORD**—Old record :39.7 by Southern (LA), 1966); 2. Dallas Baptist (TX), :40.0; 3. Eastern Illinois, :41.1; 4. Central Washington State, :41.1; 5. Eastern New Mexico, :41.4; 6. Wisconsin-Stout, :42.6.

MILE RELAY: 1. North Carolina Central (Melvin Bassett, Robert Ouko, Julius Sang, Larry Black) 3:04.8 (**RECORD**—Old record 3:05.4 by Arkansas AM&N, 1967); 2. U.S. International (CA), 3:12.6; 3. Dallas Baptist (TX), 3:13.5; 4. Pembroke State (N.C.), 3:16.4; 5. Nebraska-Omaha, 3:17.0; 6. Oklahoma Christian, 3:17.0

DECATHLON: 1. Gary Hill, Oklahoma Christian 7538; 2. Bill Bakley, Westmont (CA), 7491; 3. Bruce Jenner, Graceland (IA), 7422; 4. Darwin Robinson, Dakota State (S.D.), 6529; 5. Buzz Andrews, Ouachita Baptist (AR), 6443; 6. None.

MARATHON: 1. Wayne Frongello, Boston State (MA) 2:41:13.4 (**RECORD**—New Event); 2. Mike Shaw, Western Washington State, 2:43:23; 3. Larry Miller, Southern Oregon, 2:48:39; 4. Doug Johnson, Lewis & Clark (OR), 2:51:54; 5. Wayne Akyama, Claremont-Mudd (CA), 2:57:59; 6. Donald Slusser, Indiana University (PA) 3:02:04.

COACHES! introducing a new PORTABLE MAGNETIC coaching aid*

BASKETBALL

FOOTBALL



Soccer available also.

FEATURES: portable; 10" x 15" • light-weight • high impact plastic frame • tough, durable vinyl playing areas • plastic covered magnetic players store under hinged cover • easily viewed by groups of players • each player identified by position.

only \$14.95—postage included

SEND CHECK OR MONEY ORDER TO:
THE SCOR-MOR COMPANY
P.O. Box 46443, Cincinnati, Ohio 45246
Phone (513) 825-8940 or order through your supplier or dealer. *patent applied for

Necrology

TOMMY G. NELSON, JR., 25, former football All-America in 1965 and 1966 at Sul Ross State (Tex.) and the outstanding lineman in the 1965 semi-final game, was killed Feb. 15 in auto accident in Denver, Colorado.

* * *

J. D. (JIM) KELLEY, 79, former football coach for Buena Vista College (Iowa) during the 1920s died in July in a Los Angeles hospital.

* * *

DOUGLAS S. HARDING, 23, former Morningside College (Iowa) track star, died in June at the U.S. Naval Hospital in Bethesda, Maryland after a brief illness.

Hitters, Strong Mound Staff Head NAIA Baseball Elite

PHOENIX, Ariz. — Youth and power was the key to the 1972 National Association of Intercollegiate Athletics (NAIA) All-America baseball team announced here at the NAIA 16th Annual NAIA World Series. The team was selected by the NAIA Baseball Coaches Association.

The first team selections includes three seniors, nine juniors, a freshman and a sophomore. The second team has seven seniors, a pair of juniors, three sophomores, and two freshmen. There are 14 men on each squad, with five infielders, four outfielders, a pair of catchers and three pitchers.

Heading the mound staff is Butch Stinson, a junior from David Lipscomb (Tenn.) with a 12-2 record and 0.98 ERA for the season. Stinson was on the All-America second team last year and has been the ace this season for the Bisons. He picked up two wins for David Lipscomb in the World Series as the Bisons finished second to LaVerne College (Calif.)

The other two pitchers are sophomore Tom Brennan of Lewis College (Ill.), who finished with a 12-0 regular season record and 0.93 ERA and Morris Karnes, a junior from Oklahoma Christian with a 12-0 season record and 1.17 ERA for the year.

The hard-hitting infield is led by third baseman Terry Zolger, a junior from Huntington (Ind.), the NAIA top hitter this season with a .564 average. Rounding out the first team infield is Joe DeSanto, a junior from Mansfield State (Pa.) with a .500 batting average; Bill McCorkle, a senior from Azusa Pacific (Calif.) who hit .439 this year; Bill Catalanotte, a senior from Grand Canyon (Ariz.) with a .325 average; and Rick Beeler, a senior shortstop from Lewis College (Ill.) with a .325 average.

Heading the outfield is a pair of speedsters from LaVerne (Calif.) — juniors Willie Norwood and Jim Beal. Beal, who has a 29-game hitting string, is hitting at a .468 clip while Norwood is a .419 hitter. The other two outfielders are Gene Felts, a junior from Valdosta State (Ga.) who finished with a .385 average and Floyd Ciruti, a junior from Sam Houston State (Tex.) who hit a .360 clip this season.

Junior Steve Scherril from Paci-

fic University (Ore.), who finished with a .427 average this season and freshman Dan Goodwin from Southern University (La.), with a .364 mark are the first team catchers.

Four seniors and a junior compose the second team infield. The seniors are John Hammond, a .415 hitter from Greenville (Ill.); Dave Wells, a .419 slugger from Clare-

1972 NAIA ALL-AMERICA BASEBALL TEAM

FIRST TEAM

| INFELDERS | B | T | HEIGHT | CLASS | AVERAGE |
|-------------------------------------|---|---|--------|-------|-----------|
| Bill McCorkle, Azusa Pacific (CA) | R | R | 6-1 | 4 | .439 |
| Bill Catalanotte, Grand Canyon (AZ) | R | R | 5-10 | 4 | .325 |
| Terry Zolger, Huntington (IN) | R | R | 6-0 | 3 | .563 |
| Rick Beeler, Lewis College (IL) | R | R | 5-11 | 4 | .326 |
| Joe DeSanto, Mansfield St. (PA) | R | R | 5-9 | 3 | .500 |
| OUTFIELDERS | | | | | |
| Willie Norwood, La Verne (CA) | R | R | 6-1 | 3 | .419 |
| Floyd Ciruti, Sam Houston St. (TX) | L | L | 5-8 | 3 | .371 |
| Gene Felts, Valdosta St. (GA) | R | R | 6-1 | 3 | .385 |
| Jim Beal, La Verne (CA) | R | R | 5-9 | 3 | .468 |
| CATCHERS | | | | | |
| Dan Goodwin, Southern Univ. (LA) | L | R | 6-1 | 1 | .364 |
| Steve Sherrill, Pacific Univ. (OR) | R | R | 6-4 | 3 | .427 |
| PITCHERS | | | | | W-L ERA |
| Tom Brennan, Lewis College (IL) | R | R | 6-0 | 2 | 12-0 0.93 |
| Butch Stinson, David Lipscomb (TN) | L | L | 6-1 | 3 | 12-2 0.98 |
| Morris Karnes, Oklahoma Christian | R | R | 6-0 | 3 | 12-0 1.17 |

SECOND TEAM

| INFIELD | B | T | HEIGHT | CLASS | AVERAGE |
|--|---|---|--------|-------|-----------|
| John Hammond, Greenville (IL) | R | R | 6-0 | 4 | .415 |
| Dave Wells, Claremont-Mudd (CA) | R | R | 5-7 | 4 | .419 |
| Ralph Saucedo, Missouri Western | R | R | 5-10 | 4 | .346 |
| Benny Burtram, Livingston (AL) | L | L | 6-0 | 4 | .403 |
| Gary Wright, Eastern New Mexico | R | R | 5-9 | 3 | .429 |
| OUTFIELDERS | | | | | |
| Randy Gettman, Adams St. (CO) | R | L | 6-0 | 4 | .415 |
| Brian Felda, Wisconsin-Oshkosh | S | R | 6-1 | 3 | .432 |
| Ken Forehand, Birmingham-Southern (AL) | R | R | 5-9 | 2 | .346 |
| Ted Luthi, Phillips (OK) | R | R | 5-10 | 4 | .369 |
| CATCHERS | | | | | |
| Carl Torbush, Carson-Newman (TN) | R | R | 6-0 | 2 | .385 |
| Ben Samuels, South Carolina St. | R | R | 6-3 | 1 | .441 |
| PITCHERS | | | | | W-L ERA |
| Randy Benson, Pfeiffer (NC) | R | L | 6-4 | 4 | 8-2 0.80 |
| Al Holland, North Carolina A&T | L | L | 6-0 | 1 | 8-2 0.53 |
| John Caneira, Eastern Connecticut St. | R | R | 6-3 | 2 | 12-1 0.45 |

HONORABLE MENTION

FIRST BASE—Jim Heidrick, East Texas State; Gary Grove, Northern State (S.D.); Bob Steigerwald, Wisconsin-LaCrosse; Joe Ogronick, Point Park (MD.); Dave Sandlin, UNC-Wilmington.

SECOND BASE—Bobby Stevens, Northern State (S.D.); Mark Servois, St. Mary's (Minn.); Bobby Tripp, Valdosta State (Ga.); Robert Murphy, Malone (Ohio); Robert Worthington, High Point (N.C.).

THIRD BASE—Steve Blake, Eastern Washington State; Jim Pitts, Sam Houston State (Tex.); Tom Higgins, Emporia State (Kan.); Bubba Cope, Ouachita Baptist (Ark.); Ron Slingerman, High Point (N.C.); Bob Isenberg, Indiana University (Pa.).

SHORTSTOP—Bill Havar, Redlands (Calif.); John Inman, Oklahoma Christian; Jack Tumble, St. Thomas (Minn.); Eddie Caeach, Mercer (Ga.); John Harbin, Newberry (S.C.); Darryl Jones, Westminster (Pa.).

CATCHERS—Mike Zahm, Nebraska-Omaha; Rick Knipper, Upper Iowa; Mel Bacon, Frostburg State

(Md.), Tony Korzan, Malone (Ohio).

OUTFIELDERS—Mike Maley, Linfield (Ore.); Jerry Lasponara, St. Edwards (Tex.); Mike Collodi, Colorado Mines; Jack Shupe, Wayne State (Neb.); Tom Abrado, Kansas Wesleyan; Steve Groeschel, Wisconsin-Stevens Point; Rick Netolicky, Upper Iowa; Tom Kleekamp, Columbus (Ga.); Joe Pomykala, Lewis (Ill.); Mike Jones, Guilford (N.C.); Paul Dunlap, Pembroke State (N.C.); Gary Roth, George Masson (Va.); Rich Jenkins, Salisbury State (Md.); Gary Johnson, Eastern Connecticut State; John Gudakunst, Defiance (Ohio); Terry Kirkpatrick, Ferris State (Mich.); A. J. Cox, Erskine (N.C.).

PITCHERS—Dave Heaverlo, Central Washington State; Ben Ochoa, LaVerne (Calif.); Gary Young, Texas Wesleyan; Roy Norrell, Sam Houston State (Tex.); Al Viebrock, Emporia State (Kan.); Terry Brechl, Winona State (Minn.); Kevin McDonald, Buena Vista (Iowa); Tate Easton, Birmingham-Southern (Ala.); Tom Pusykowski, Ferris State (Minn.); Tom Laird, Gannon (Pa.).

iller To End

llas Baptist Rules As Indoor Tra

KANSAS CITY, Mo. — Old and established names in NAIA track and field responded to the starter's call at the Seventh Annual NAIA Indoor Track and Field Championship held in Kansas City's Municipal Auditorium January 21-22.

In the team championship, it was a nip-and-tuck affair, going down to the final event before it was certain that Dallas Baptist (Texas) was the champion. The Texas squad finished with 300 points while another Lone Star state squad was runner-up in the form of Prairie View A&M with 27.

Eastern Illinois took home the third place honors with 26 points while the University of Nebraska-Omaha was fourth with 20½ points on the strength of two blue ribbon relay teams.

The individual stars who excelled gave the 5,988 fans a thrill that will last a long time. For example, Jean-Louis Ravelomanantsoa of Westmont (Calif.) began the sparks flying with a victory in the 60 yard dash.

The fast-starting Ravelomanantsoa was a disappointing fourth at the midway point in the short

dash and then put on a blistering finish to nip Willie McGee of Alcorn A&M (Miss.) at the tape in a 6.0 performance, just a tenth of a second off the world record he tied a year ago in winning the title.

Bob Maplestone, the former Wales miler now wearing the colors of Eastern Washington State, captured his second straight NAIA Indoor title with a 4:13.9 mark and was never seriously challenged by the rest of the field.

Smooth running Rex Maddaford of Eastern New Mexico was a repeat winner in the two mile run with a near-record performing 8:49 effort, eight seconds better than runner-up Ralph Foote of Taylor (Ind.).

Rodney Milburn, America's premier hurdler, had an easy win in the 60 yard high hurdles as the Southern University (La.) junior posted a 7-flat mark in the finals. Milburn showed his superiority in the first heat of the meet as he finished with a record-setting 6.9 mark.

The :06.9 mark by Milburn equalled the Municipal Auditorium's record set by Marcus Walker of Colorado a year ago and was just a tenth of a second off the :06.8 World Indoor

TEA

1. Dallas Baptist
2. Prairie View A
3. Eastern Illinois
4. Nebraska-Om
5. Oregon Col. of
6. Arkansas AM&
6. Simon Fraser (
8. Grambling (LA)
9. Pittsburg St. (K
9. Loras (IA)
11. Redlands (CA)
11. Eastern New Me
11. Taylor (IN)
14. Jackson St. (MS
14. Fort Hays St. (K
16. Adams St. (CO)
17. Angelo St. (TX)
17. Delta St. (MS)
17. Eastern Washing
17. Fresno Pacific (C
17. McMurry (TX)
17. Oklahoma Christi
17. Southern (LA)
17. Southwestern Ok.
17. Westmont (CA)
26. Alcorn A&M (MS)
27. Fisk (TN)
27. U.S. International
29. Doane (NB)
29. Emporia St. (KS)
29. Wisconsin-Parksic
29. Whitworth (WA)
29. Kearney St. (NB)
29. South Dakota-Spri
35. Ottawa (KS)
35. Cumberland (KY)
35. Troy St. (AL)
35. Sioux Falls (SD)
35. Tarkio (MO)
40. Westminster (MO)
40. St. John's (MN)
40. McPherson (KS)
43. Marymount (KS)

mark set by Hayes Michigan in 1964.

Another record turned in on Friday meet when Joshua Comore leaper from Arkansas joined Milburn in the room as he sprang wooden boards to break record of 25-4¾ set by Proctor of Redlands (Calif.).

Ricky Parris, the vaulter from McMurry, fought a tight battle with Almon Fraser (B.C.) to beat him at 16-feet. Then he moved the bar after missing his first attempt, he skimmed over the final attempt for a new mark and also a McMurry record.


Parris, the 1971

enn Cunningham, left, former U. S. World Record holder in the mile while Kansas University was the honorary referee at the 1972 NAIA Indoor Track and Field championships. He chats with Dick Godlove, right, who has been chairman of the NAIA Indoor Track and Field championships for seven years.



Great Sports Event -- NAIA Tournament

Duer
Secretary



A. O. Duer



orary Coaches" and the "Tip Off Banquet" has served to join the teams, their colleges and sports fans together in a common sports effort.

For over twenty-five years the "Parade of Champions" has been one of the most picturesque of basketball ceremonies. With lights dimmed, all thirty-two teams resplendent in multi-colored uniforms, march on to the arena floor followed by the colored spotlights.

One of the most substantial indications of the tournament's popularity is the increasing numbers of sports fans in attendance, not only from the Greater Kansas City area, but from all parts of the United States.

The 1972 tournament surpassed all previous records in attendance as 78,087 fans watched the 32 games. With the exception of the opening night, the 1972 tournament was a complete sellout every night.

Kentucky State tied the NAIA record set by Tennessee State with its third straight NAIA National Championship, beating top-seeded Eau Claire State (Wis.) in the final game. The Thorobreds proved that a champion must overcome setbacks as Kentucky State fought off a mid-season slump, finished the season strong and went on to win the National Title.

The 1972 tournament also produced other records—Travis Kentucky State broke

books as he scored 60 points in one game and also broke the total point mark in the tournament.

Great sportsmanship was displayed in the tournament, and each of the 32 teams can be justly proud of their participation and conduct in the 1972 tournament. The fans who attended the tournament were great, and the NAIA expresses a great appreciation to the fans of basketball and also the citizens of greater Kansas City for the greatest tournament in the World.

Plans are already underway for the 1973 NAIA National Basketball tournament, and the forecast is for even a greater tournament.

NAIA's winning of the Olympic Basketball and Pan American Trials in the 1964-68 Olympics further established the credibility of the superior quality of team and individual performances displayed each year at the NAIA National Basketball Tournament.

Naturally, with an increase in NAIA Membership (225 in 1950 to 560 in 1971) a stronger and more competitive field of participants has been inevitable.

Finally, all thirty-two teams are representative of the commitment of all 560 member colleges and universities to the philosophy of NAIA: "Intercollegiate athletics, an integral part of total educational programs with education for leadership, character and citizenship."

door meet by members of the Press.

Walden Curry, the sophomore standout from Delta State (Miss.) won the high jump as the crowd filtered out of Municipal Auditorium although he had a solid group of fans who were there when he cleared the 7-foot mark for his blue ribbon, the same height he cleared in the NAIA outdoor meet.

The only defending champion who failed to mount the victory stand was Larry Zaragoza of Adams State (Colo.) in the 600-yard run. He had to settle for third place behind Ray Geter of Prairie View A&M and Jimmy Evans of Dallas Baptist.

Evans was the leader most of the race but Geter mustered a burst of speed at the finish to post a record-tying effort of 1:12.2 set by Zaragoza last year. Evans did salvage the runner-up spot with a 1:12.5 clocking, a full second better than Zaragoza's third place effort.

INDIVIDUAL RESULTS

NAIA DIVISION

60-YARD DASH: 1. Jean-Louis Ravelomanantsoa, Westmont (CA), 6.0; 2. Willie McGee, Alcorn A&M (MS), 6.0; 3. Jack Phillips, Grambling (LA), 6.1; 4. James Batie, Troy St. (AL), 6.2; 5. Roland Martin, Prairie View A&M (TX), 6.3; 6. Jerry Sims, Alcorn A&M (MS), 6.3.

60-YARD HIGH HURDLES: 1. Rodney Milburn, Southern (LA), 7.0; 2. Rodney Jackson, Eastern Illinois, 7.3; 3. Sidney Holland, Grambling (LA), 7.3; 4. Bruce Barnett, Tarkio (MO), 7.5; 5. Johnnie Taylor, Prairie View A&M (TX), 7.5; 6. Larry Engleman, Doane (NB), 7.6. **RECORD - Rodney Milburn, 6.9 in Prelims. Old Record - 7.0 by Willie Davenport, Southern (LA), 1967 and Rodney Milburn, Southern (LA), 1970.**

440-YARD DASH: 1. Larry Stinson, Southwest Okla. St., 49.7; 2. Robert Brown, Prairie View A&M (TX), 50.2; 3. Steve Nichols, Adams St. (CO), 50.3; 4. Louis Moss, Arkansas AM&N, 51.0; 5. Wayne Troutman, Arkansas AM&N, 51.1; 6. John Moore, Grambling (LA), 51.3.

600-YARD RUN: 1. Ray Geter, Prairie View A&M (TX), 1:12.2 (**TIES RECORD by Larry Zaragoza, Adams St. (CO), 1971**); 2. Jimmy Evans, Dallas Baptist (TX), 1:12.5; 3. Larry Zaragoza, Adams St. (CO), 1:13.5; 4. Jim Oliver, Pittsburg (KS), 1:13.9; 5. Robert Gaut, Jackson St. (MS), 1:15.2; 6. Ken Taylor, Prairie View A&M (TX), 1:15.6.

880-YARD RUN: 1. Bruce Vogel, Oregon Col. of Education, 1:55.4; 2. Roy Williams, Dallas Baptist (TX), 1:55.5; 3. Kenneth Jacobi, Eastern Illinois, 1:57.1; 4. Cornell Evans, Prairie View A&M (TX), 1:58.0; 5. Joe Rule, Jackson St. (MS), 1:57.8; 6. Clifford Johnson, Jackson St. (MS), 1:58.1.

1000-YARD RUN: 1. Don Hampton, Simon Fraser (Canada), 2:15.1; 2. John Kenton, Loras (IA), 2:15.4; 3. Steve Miller, Redlands (CA), 2:17.1; 4. Keith Jacobi, Eastern Illinois, 2:17.9; 5. Darrel Patterson, Emporia (KS), 2:19.1; 6. Jon Nelson, Ft. Hays St. (KS), 2:19.4.

MILE RUN: 1. Bob Maplestone, Eastern Washington St., 4:13.9; 2. Jeff Matthews, U.S. International (CA), 4:15.1; 3. Bradley Ludwick, Taylor (IN), 4:19.3; 4. James Skinner, Eastern Illinois, 4:20.9; 5. Mike Nixon, Pittsburg St. (KS), 4:24.7; 6. Fred Binggeli, Westminster (MO), 4:26.1.

TWO-MILE RUN: 1. Rex Maddaford, Eastern New Mexico, 8:49; 2. Ralph Foote, Taylor (IN), 8:57.2; 3. Tom Hale, Whitworth (WA), 8:58.4; 4. Dennis Nee, Emporia (KS), 9:05.4; 5. Joe Skaja, St. John's (MN), 9:11.2; 6. Ron Lancaster, Eastern Illinois, 9:17.8.

MILE RELAY: 1. Nebraska-Omaha (George Davis, Gary Bragdon, Willie Bob Johnson, Craig Forney), 3:21.7; 2. Jackson St. (MS), 3:21.8; 3. Arkansas AM&N, 3:23.6; 4. Doane (NB), 3:23.8; 5. Fort Hays St. (KS), 3:27.0; 6. Eastern New Mexico, 3:29.2.

TWO-MILE RELAY: Nebraska-Omaha (Tom McCormick, Bill Woods, Dave Michaels, Mike McCormick), 7:50.0; 2. Dallas Baptist (TX), 7:50.8; 3. Fort Hays St. (KS), 7:56.8; 4. Pittsburg St. (KS), 8:01.3; 5. Eastern Illinois, 8:03.2; 6. Westminster (MO), 8:13.7.

LONG JUMP: 1. Joshua Owusu, Angelo St. (TX), 25-7½ (**RECORD - Old Record - 25-4¾, by Jerry Proctor, Redlands (CA), 1970 & 1971**); 2. David Boyd, Fisk (TN), 24-0½; 3. Lars Allan, Arkansas AM&N, 23-7¾; 4. Jerry Denton, Dallas Baptist (TX), 23-3; 5. Carlos Walker, Pittsburg St. (KS), 23-2; 6. William Wilmington, Grambling (LA), 23-0.

POLE VAULT: 1. Rickey Parris, McMurry (TX), 16-8¼ (**RECORD - Old Record - 15-7 by Rickey Parris, McMurry (TX), 1971 and Allan Kane, Simon Fraser (Canada), 1971**); 2. Allan Kane, Simon Fraser (Canada), 16-0½; 3. Steve Welch, Kearney St. (NB), 15-3; 4&5 (Tie) Eugene Lee, Grambling (LA), and Jim Lincoln, Eastern New Mexico, 14-6; 6. John Davis, Eastern Illinois, 14-6.

HIGH JUMP: 1. Walden Curry, Delta St. (MS), 7-0; 2. Bill Benning, Loras (IA), 6-6; 3-4-5 (Tie) Dale Walker, Cumberland (KY), Mike Barbera, Ottawa (KS), Carlos Walker, Pittsburg St. (KS), 6-6; 6. (Tie) Bill Heitchew, Marymount (KS) and Thomas Schrad, Nebraska-Omaha, 6-6.

SHOT PUT: 1. Dennis Anderson, Fresno Pacific (CA), 56-7; 2. Don Tucker, Redlands (CA), 56-2; 3. Carl Hesse, South Dakota-Springfield, 55-3; 4. Thomas Weber, Ft. Hays St. (KS), 51-11; 5. Phillip Hall, Dallas Baptist (TX), 51-8¼; 6. Don Cook, Doane (NB), 51-5.

TWO-MILE WALK: 1. Steve Tyrer, Oregon Col. of Education, 14:50.3; (NEW EVENT); 2. Dale Paas, Oklahoma Christian, 15:26.5; 3. Michael Dewitt, Wisconsin-Parkside, 15:45.2; 4. Ron Renko, Sioux Falls (SD), 17:17.4; 5. Mike Hale, Oklahoma Christian, 17:33.5; 6. Ivan Torres, McPherson (KS), No time.

OPEN DIVISION

TRADERS MILE: 1. John Mason, Pacific Coast Club, 4:05.5; 2. Peter Kaal, Pacific Coast Club, 4:06.3; 3. Jim Crawford, U.S. Army, 4:10.1; 4. Dave Peterson, Mid America Track Club, 4:11.0; 5. Ken Swenson, U.S. Army, 4:11.2; 6. Conrad Nightengale, U.S. Air Force, 4:12.8.

World record holder Rodney Milburn of Southern University (La.), set a new NAIA Indoor record in the 60-yard high hurdles as he posted a :06.9 mark in the preliminaries and then captured the finals in a solid :07.0 clocking. Milburn holds the World Record in the 120-yard high hurdles with a 13.0 mark.



Undefeated John Mason wins his fourth straight NAIA Open Mile championship at the NAIA Indoor Track and Field Championships. Mason, who has four Trader Mile trophies to his credit, posted a 4:05.5 mark to edge teammate Peter Kaal of the Pacific Coast Club to remain the undefeated Open Mile king.

Seniors Rule As Top Choice On Grid Team

1971 NAIA ALL-AMERICA FOOTBALL TEAM

| POS. | NAME | SCHOOL | HT. | WT. | YEAR |
|------------------------------|------------------|--------------------------|------|-----|--------|
| FIRST TEAM — OFFENSE | | | | | |
| End | Rick Thone | Arkansas Tech | 6-0 | 190 | Senior |
| End | Jeff Baker | U.S. International (Ca.) | 6-0 | 180 | Senior |
| Tackle | Rodney Cason | Angelo State (Tex.) | 6-6 | 252 | Senior |
| Tackle | Bruce Nichols | Jacksonville St. (Ala.) | 6-4 | 242 | Senior |
| Guard | Jerry Cook | Harding (Ark.) | 6-2 | 225 | Senior |
| Guard | Solomon Frelow | Grambling (La.) | 6-4 | 252 | Senior |
| Center | Bob Daigle | Southwest Texas St. | 6-3 | 225 | Junior |
| Quarterback | Mike Franks | Eastern New Mexico | 6-2 | 202 | Senior |
| Back | Don Heater | Montana Tech | 6-2 | 198 | Senior |
| Back | Robert Hudson | Northeastern Oklahoma | 6-0 | 210 | Senior |
| Back | Larry Ras | Michigan Tech | 6-1 | 198 | Senior |
| FIRST TEAM — DEFENSE | | | | | |
| End | Melvin Lundsford | Central (Ohio) | 6-5 | 255 | Senior |
| End | James Osborne | Southern (La.) | 6-3 | 250 | Senior |
| Tackle | Herschell Mosier | Northwestern Oklahoma | 6-4 | 248 | Senior |
| Tackle | Steve Williams | Western Carolina (N.C.) | 6-5 | 262 | Senior |
| Nose Guard | Flex Price | Alcorn A&M (Miss.) | 6-2 | 245 | Junior |
| Linebacker | Greg Wright | Troy State (Ala.) | 6-3 | 225 | Junior |
| Linebacker | Tom Priest | West Liberty State | 6-2 | 220 | Senior |
| Linebacker | Nels Strickland | Livingston (Ala.) | 6-1 | 210 | Senior |
| Halfback | Tom Shockley | Adams State (Colo.) | 5-10 | 175 | Senior |
| Halfback | Archie Robinson | Hillsdale (Mich.) | 6-3 | 210 | Senior |
| Safety | Levi Johnson | Texas A&I | 6-4 | 190 | Junior |
| Specialist | Chester Marcol | Hillsdale (Mich.) | 6-1 | 190 | Senior |
| SECOND TEAM — OFFENSE | | | | | |
| End | Bob Picard | Eastern Washington St. | 6-0 | 225 | Senior |
| End | Eldridge Small | Texas A&I | 6-1 | 190 | Senior |
| Tackle | Mike Murphy | Howard Payne (Tex.) | 6-3 | 250 | Senior |
| Tackle | Dave Austen | Claremont-Mudd (Ca.) | 6-3 | 240 | Senior |
| Guard | Andy Pogman | Adams State (Colo.) | 6-4 | 250 | Senior |
| Guard | Louis White | Alcorn A&M (Miss.) | 6-3 | 235 | Senior |
| Center | John Morris | Missouri Valley | 6-3 | 225 | Senior |
| Quarterback | Celmit Spruiell | Livingston (Ala.) | 5-10 | 180 | Senior |
| Back | Al Raines | Edinboro State (Pa.) | 5-10 | 185 | Senior |
| Back | Rodney Wampler | Carson-Newman (Tenn.) | 6-0 | 207 | Senior |
| Back | Jerry Austin | Angelo State (Tex.) | 6-0 | 205 | Junior |
| SECOND TEAM — DEFENSE | | | | | |
| End | Mike Parks | Chadron State (Nebr.) | 6-2 | 230 | Senior |
| End | Ken Sanders | Howard Payne (Tex.) | 6-5 | 220 | Senior |
| Tackle | James Mendenhall | Grambling (La.) | 6-3 | 250 | Senior |
| Tackle | Mickey Sworden | West Liberty State | 6-1 | 240 | Junior |
| Nose Guard | Perry Goodell | Arkansas Tech | 5-11 | 225 | Junior |
| Linebacker | Sam Cvijanovich | California Lutheran | 6-1 | 225 | Senior |
| Linebacker | Ron Wilson | Wofford (S.C.) | 6-0 | 200 | Senior |
| Linebacker | Bobby Norris | Presbyterian (S.C.) | 6-0 | 206 | Senior |
| Halfback | Randy Nelson | Kearney State (Nebr.) | 6-0 | 180 | Senior |
| Halfback | Dave Doak | Findlay (Ohio) | 6-2 | 195 | Junior |
| Safety | Saylor Fox | Newberry (S.C.) | 5-11 | 180 | Senior |

KANSAS CITY, Mo.—An outstanding group of seniors dominated the 1971 National Association of Intercollegiate Athletics (NAIA) All-America football team that was released today. The 45 man squad includes 38 seniors and seven juniors. Seven of the All-America performers were repeaters from last year's NAIA squad.

The team, selected by the NAIA Football Coaches Selection Committee after reviewing the All-District selections, is blessed with talent from top to bottom.

Heading the backfield is senior quarterback Mike Franks of Eastern New Mexico. Franks is the total offensive leader in the NAIA and also the 1971 passing leader. He has hit on 56.5 of his passes this season while hitting for 19 TDs and 2,211 yards.

For running backs, try this trio—Don Heater, 6-2, 198 pound senior from Montana Tech who rushed for 1,797 yards this season, a new NAIA record; Robert Hudson, 6-0, 210 pound senior from Northeastern Oklahoma who finished with 1,740 yards; and Larry Ras, 6-1, 198 pound senior from Michigan Tech who finished the season with 1,403 yards. Heater, a second team NAIA All-American last year, was the leading scorer with 158 points while Ras finished with 144.

The offensive line is spearheaded by two returning All-America stand-outs—tackle Rodney Cason of Angelo State (Tex.) and guard Jerry Cook of Harding (Ark.). The average of the front five is a solid 239 pounds per man.

The ends are Jeff Baker, senior from U. S. International (Calif.), the leading pass receiver in the NAIA with 64 catches for 1,101 yards and seven TDs. His running mate is senior Rick Thone of Arkansas Tech, a 6-0, 190 pound senior with 54 catches and 1,036 yards along with six TDs.

The defensive unit is also blessed with three returning All-America performers—defensive end Melvin Lundsford of Central (Ohio), linebacker Tom Priest of West Liberty State (W.Va.), and specialist Chester Marcol of Hillsdale (Mich.).

This is the third straight year that Marcol has been placed on the NAIA All-America team as a special-

ist. This season, Marcol finished with a 42.1 punting average. He added nine field goals and had 28 conversions to pace the Hilltoppers in scoring.

The defensive line tips the scales at 252 pounds per man and has quick and mobile movement. It includes James Osborne of Southern at end along with Lundsford and at the tackles are Herschell Mosier of Northwestern Oklahoma and Steve Williams of Western Carolina. The nose guard is Flex Price, a junior from Alcorn A&M (Miss.).

The linebacking trio includes Priest, junior Greg Wright of Troy State (Ala.) and Nels Strickland of Livingston. Wright is a junior and has great speed while Strickland was voted the Most Outstanding Line-man in the NAIA Champion Bowl game against Arkansas Tech with 15 solo tackles, seven assists, and an interception, his season average in tackles and assists.

The defensive backfield includes Tom Shockley of Adams State (Colo.), a speedster who also returns punts and kickoffs and Archie Robinson of Hillsdale along with safety man Levi Johnson of Texas A&I who is a junior. He also established a Lone Star Conference record for interceptions this year.

The Second team selections are headed by returning All-America Sam Cvijanovich of California Lutheran at

Linebacker. The offensive unit is bigger at 240 pounds a man while the defensive line weighs in at 233 pounds per man.

The second team backfield includes quarterback Celmit Spruiell of Livingston who led the Tigers to the NAIA Champion Bowl win over Arkansas Tech; seniors Al Raines, a halfback from Edinboro State (Pa.) with 1,358 yards this season and Rodney Wampler of Carson-Newman with 798 yards in nine games. The other back is junior Jerry Austin of Angelo State (Tex.) who picked up 1,199 yards this season.

FOOTBALL HONORABLE MENTION (Districts are shown in Parenthesis)

OFFENSE

ENDS:—Mike Huard, Central Washington State* (#1); Steve McElravy, Oregon College of Education (#2); T. English, College of Idaho (#2); Henry Kotzur, Southwest Texas State (#4); John Parker, Southwest Texas State (#4); Lynn Ahrens, E. Mont. (#5); Lynn Dreger, Presbyterian (S.C.) (#6); Frank Grant, Southern Colorado State (#7); Mike Colliodi, Colorado Mines (#7); Butch Giaden, Austin College (#8); John Moore, Prairie View A&M (#8); Ananias Carson, Langston (Okla.) (#9); Mike Bundy, Southeastern (Okla.) (#9); John Woodworth, Fort Hays State (Kan.) (#10); George Watson, Hastings (Nebr.) (#11); Mike Dressler, Whitewater State (Wis.) (#14); Dan McClannahan, Morningside (La.) (#15); Bill Asprey, Morningside (La.) (#15); Dan Kratzer, Missouri Valley (#16); Ronnie Peacock, Harding (Ark.) (#17); Jim Romaniszyn, Edinboro St. (Pa.) (#18); Carl Brown, Millersville St. (#19); Don Strohbus, Illinois Wesleyan (#20); Greg Nugent, North Park (Ill.) (#20); Dave Englert, Earlham (Ind.) (#21); Hugh MacDonald, Hillsdale (Mich.) (#23); Tim George, Carson-Newman (Tenn.) (#24); Jerome Barkum, Jackson St. (Miss.) (#27); Sam Stuart, Bluefield (W.Va.) (#28); Robert Johnson, Hampton Institute (Va.) (#29); Ronald Bullock, Virginia St. (#29); Allen Dunbar, Southern (La.) (#30); Rich Roath, Bridgewater St. (Me.) (#32); Ken Arnold, Maine Maritime (#32).

TACKLES: Jeff Michaelson, Western Washington State (#1); Randy Kramer, Eastern Washington State (#1); Jerry Todd, Willamette (Ore.) (#2); Roger Rada, Eastern Oregon (#2); Mike Thurman, Montana Tech (#5); Doug Ragsdale,

(Continued on page 10)