

1983

1983 Statistics

George Fox University Archives

Follow this and additional works at: https://digitalcommons.georgefox.edu/athletics_womentrack

Recommended Citation

George Fox University Archives, "1983 Statistics" (1983). *Women's Track and Field*. 24.
https://digitalcommons.georgefox.edu/athletics_womentrack/24

This Statistics is brought to you for free and open access by the George Fox University Athletics at Digital Commons @ George Fox University. It has been accepted for inclusion in Women's Track and Field by an authorized administrator of Digital Commons @ George Fox University. For more information, please contact arolfe@georgefox.edu.

OREGON SMALL COLLEGE RELAYS

March 12, 1933

Lewis and Clark College

* * * FLIGHT AND LANE ASSIGNMENTS * * *

1:00 Men's Hammer

1. Portland
2. Western Oregon
3. Lewis and Clark
4. Willamette
5. Pacific
6. George Fox
7. Linfield

1:00 Men's Javelin

1. George Fox
2. Linfield
3. Pacific
4. Western Oregon
5. Lewis and Clark

Women's Javelin

1. Pacific
2. Linfield
3. Western Oregon
4. George Fox
5. Lewis and Clark

1:00 Women's Shot

1. Western Oregon
2. Linfield
3. Lewis and Clark
4. Willamette
5. George Fox

Men's Shot

1. George Fox
2. Linfield
3. Western Oregon
4. Lewis and Clark
5. Portland
6. Willamette
7. Pacific

After Javelin-Women's Discus

1. Western Oregon
2. Pacific
3. Lewis and Clark
4. Willamette
5. Linfield
6. George Fox

Men's Discus

1. George Fox
2. Western Oregon
3. Pacific
4. Lewis and Clark
5. Willamette
6. Portland
7. Linfield

2:00 4 X 1600M

1. Pacific
2. George Fox
3. Willamette - Men
4. Willamette - Women
5. Lewis and Clark

2:20 4 X 100M-Men

2. Willamette
3. Lewis and Clark
4. Linfield
5. Western Oregon
6. George Fox
7. Pacific
8. Portland

2:35 4 X 100M-Women

2. Lewis and Clark
3. Linfield
4. George Fox
5. Willamette
6. Pacific
7. Western Oregon

2:40 Distance Medley-Men

2. Portland
3. Western Oregon
4. Linfield
5. George Fox
6. Willamette

2:55 Distance Medley-Women

2. Willamette
3. George Fox
4. Western Oregon

3:15 800M Medley-Man

2. Linfield
3. Portland
4. Western Oregon
5. Willamette
6. Lewis and Clark

3:20 800 Medley-Women

2. Willamette
3. Western Oregon
4. Linfield

3:30 4 X 800M - Men

1. Willamette
2. Lewis and Clark
3. George Fox
4. Pacific
5. Western Oregon
6. Portland

3:40 4 X 800M-Women

1. Western Oregon
2. Willamette
3. Pacific

3:55 4 X 200M-Men

2. Linfield
3. Willamette
4. Western Oregon
5. Lewis and Clark
6. Portland
7. George Fox

4:00 4 X 200M-Women

2. Lewis and Clark
3. Western Oregon
4. Willamette
5. Pacific

4:35 4 X 400M-Men

2. Linfield
3. George Fox
4. Lewis and Clark
5. Portland
6. Western Oregon
7. Pacific
8. Willamette

4:40 4 X 400M-Women

2. Western Oregon
3. Willamette
4. Lewis and Clark
5. George Fox
6. Linfield

GEORGE FOX COLLEGE/LINFIELD COLLEGE/WHITMAN COLLEGE
WESTERN OREGON STATE COLLEGE/GEORGE FOX ALUMNI

Newberg, OR
April 9, 1983

EVENT	PLACE	SCHOOL	TIME/DISTANCE	POINTS	GFC	LC	WOSC	WC
WOMEN'S HIGH JUMP	1st Melody Groeneveld 2nd Susan Burton 3rd Carolyn Marchand 4th Kathy Sanders	GFC WC WOSC L	4'8" 4'8" 4'6" 4'4"	5 3 2 1	5/5	1/1	2/2	3/3
WOMEN'S SHOT PUT	1st Dixie McCadden 2nd Colette Tompkins 3rd Paula Wittenberg 4th Sheryl Ward	WC WC GFC WOSC	39'9½" 38'1½" 37'1" 36'8"	5 3 2 1	2/7	1/1	1/3	8/11
WOMEN'S 400m RELAY	1st Still-Mattson- Hurliman-Pitts 2nd Marchand-Wentzel- Sevelli-Sandburg 3rd Preiss-Sanders- Hogue-Bell	GFC WOSC LC	51.7 52.7 DSQ	5 3 0	5/12	0/1	3/6	0/11
WOMEN'S LONG JUMP	1st Melody Groeneveld 2nd Carolyn Marchand 3rd Bonnie Grotjohn	GFC WOSC GFC	16'0" 14'7" 13'3 3/4"	5 3 2	7/19	0/1	3/9	0/11
MEN'S 400m RELAY	1st Kent-Tarpanning- Wick-Drake 2nd Myers-Young- Moody-James	LC GFC	42.9 43.8	5 3	2/3	5/5	0/0	0/0
MEN'S HAMMER THROW	Steve Curtis 1st Glenn Hill Craig Caster 2nd Ron Miller 3rd Brian Caster 4th Nathan Whitham	A WOSC Unat L L GFC	160'5" 146'8" 141'1" 140'2" 132'4" 128'8"	5 3 3 2 1	3/4	5/10	5/5	0/0
MEN'S STEEPLE	1st Kris Mueller 2nd Scott Redman 3rd Gary Bjorgasson 4th Jon Aday	LC WC WC GFC	9:34.0 10:09.7 10:20.5 10:25.7	5 3 2 1	1/5	5/15	0/5	5/5
WOMEN'S 1500	1st Bridget Cooke 2nd Nancy Toley 3rd Makine Price 4th Diane Hinman	WOSC GFC LC WC	4:50.2 5:00.3 5:06.1 5:13.7	5 3 2 1	3/2	2/3	5/1	1/12

EVENT	PLACE	SCHOOL	TIME/DISTANCE	POINTS	GFC	LC	WOSC	WC
MEN'S 1500	1st Mike Gons	LC	3:56.2	5				
	2nd Mike Friens	LC	3:57.4	3				
	3rd Thomas McCament	WC	3:57.9	2				
	4th Lynn Purdie	WOSC	4:01.1	1	0/1	8/23	1/6	2/7
WOMEN'S 1100	1st Charlyn Marchand	WOSC	0:17.9	5				
	2nd Deborah Wilons	WOSC	0:18.6	3				
	3rd Joyce Still	GFC	0:18.7	2	2/24	0/3	8/22	0/12
MEN'S 1100 HUM	1st Owen James	GFC	5'4"	5				
	2nd Ralph Wigley	GFC	5'10"	3				
	3rd Bruce Heydel	GFC	5'10"	2				
	4th Brian Venema	WOSC	5'10"	1	0/15	0/23	1/7	0/7
MEN'S 1000 HUM	1st Mike Austin	LC	21'14"	5				
	2nd Ryan Toomb	LC	20'6"	3				
	3rd Steve Graham	GFC	20'3 3/4"	2				
	4th Ralph Wigley	GFC	20'2 3/4"	1	3/13	3/31	0/7	0/7
MEN'S 1100 HUM	1st Doug Rasmussen	LC	15.7	5				
	2nd Mark Kelley	WOSC	16.3	3				
	3rd Arlin Waga	WC	17.2	2				
	4th Ralph Wigley	GFC	17.3	1	0/15	3/36	3/10	2/9
WOMEN'S 1000	1st Kay Johnson	GFC	1:01.3	5				
	2nd Karla Sandburg	WOSC	1:01.7	3				
	3rd Rose Gabe	GFC	1:08.7	2	2/21	0/3	3/25	0/12
MEN'S 1000	1st Lance Drake	LC	50.3	5				
	2nd Mark Young	GFC	51.4	3				
	3rd Jim Beckmeyer	WC	52.4	2				
	4th Mike Amel	WOSC	52.6	1	1/13	5/41	1/11	2/11
WOMEN'S 1000	1st Lisa Vetus	GFC	13.3	5				
	2nd Cathy Vercell	WOSC	13.7	3				
	3rd Alexandra Vreiss	LC	14.0	2				
	4th Joyce Still	GFC	14.3	1	4/37	2/5	3/28	0/12
MEN'S 1100 HUM	1st Bruce Heydel	GFC	12'6"	5				
	2nd Eric Woodcombe	GFC	11'0"	3				
	3rd Steve Graham	GFC	12'0"	2	0/22	0/41	0/11	0/11
MEN'S 1000	1st Greg Hill	LC	11.2	5				
	2nd Torment Solomon	WC	11.5	3				
	3rd Marlene Wilson	WC	11.8	2				
	4th Jim Woody	GFC	11.0	1	1/11	5/46	3/11	5/16

EVENT	PLACE	SCHOOL	TIME/DISTANCE	POINTS	GFC	LC	WOSC	WC
MEN'S SHOT PUT	1st Kelly Highberger	WOSC	48' 11 1/2"	5				
	2nd Mike Watts	GFC	39' 5"	3				
	3rd Glenn Hill	WOSC	38' 10 1/2"	2				
	4th Dan Knauss	LC	38' 3 1/2"	1	3/36	1/47	7/18	0/16
WOMEN'S JAVELIN	1st Kathy Sanders	LC	129' 6"	5				
	2nd Vicki Baugh	GFC	104'	3				
	3rd Jenny Larson	WC	102' 3"	2				
	4th Dixie McCadden	WC	98' 4"	1	3/40	5/10	0/28	3/15
WOMEN'S 300	1st Michelle Wentzel	WOSC	2:23.5	5				
	2nd Jodi Peters	GFC	2:27.9	3				
	3rd Nancy Roley	GFC	2:28.5	2				
	4th Sarah Roy	WC	2:36.6	1	5/45	0/10	5/33	1/16
MEN'S 300	1st Richard Bean	WC	1:54.9	5				
	2nd Jesse Gore	LC	1:58.2	3				
	3rd Thaddeus McCamant	WC	1:59.7	2				
	4th Chris VanCauteren	WOSC	2:00.1	1	0/36	3/50	1/19	7/23
WOMEN'S 400 IR	1st Valerie Hurliman	GFC	1:10.2	5				
	2nd Debbie Hiron	WOSC	1:15.0	3				
	3rd Joyce Still	GFC	1:16.3	2				
	4th Carolyn Marchand	WOSC	1:19.4	1	7/52	0/10	4/37	0/16
MEN'S 400 IR	1st Randy Reason	LC	55.4	5				
	2nd Randy Renfro	GFC	59.1	3				
	3rd Larry Schaeffer	WOSC	59.9	2				
	4th Steve Byers	GFC	60.0	1	4/40	5/55	2/21	0/23
MEN'S TRIPLE JUMP	1st Kent Toomb	LC	43' 5"	5				
	2nd Mike Austin	LC	42' 2 1/2"	3				
	3rd Lee Read	WOSC	42' 1 1/2"	2				
	4th Jeff Bowman	LC	40' 4"	1	0/40	9/64	2/23	0/23
WOMEN'S 200	1st Lisa Pitts	GFC	27.7	5				
	2nd Kay Mattson	GFC	28.3	3				
	3rd Cathy Sewell	WOSC	28.5	2				
	4th Lorraine Preiss	LC	30.5	1	8/60	1/11	2/39	0/16
MEN'S 200	1st Greg Will	LC	22.4	5				
	2nd Norbert Solomonson	WC	22.9	3				
	3rd Mark Young	GFC	23.7	2				
	4th Jim Moody	GFC	23.7	1	3/43	5/69	0/23	3/26

EVENT	PLACE	SCHOOL	TIME/DISTANCE	POINTS	GFC	LC	WOSC	WC
MEN'S JAVELIN	1st Dan Scott	LC	199' 8 1/2"	5				
	2nd Russ Fagg	WC	186' 0"	3				
	3rd Mike Watts	GFC	184' 4"	2				
	4th Owen James	GFC	171' 5"	1	3/46	5/74	0/23	3/29
WOMEN'S 5000	1st Bridget Cooke	WOSC	17:43.9	5				
	2nd Suzanne Tournea	LC	19:16.7	3				
	3rd Disne Hinzman	WC	20:28.7	2	0/60	3/14	5/43	2/18
MEN'S 5000	1st David Mitchell	WC	15:06.3	5				
	2nd Glen Giovannetti	LC	15:11.9	3				
	3rd Frank Knight	WOSC	15:27.8	2				
	4th Scott Ball	GFC	15:58.3	1	1/47	3/77	2/25	5/34
WOMEN'S 1600 RELAY	1st Pitts-Peters-							
	Hurliman-Mattson	GFC	4:15.8	5				
	2nd Cooke-Sandburg-							
	Jarolvik-Wentzel	WOSC	4:25.5	3				
	3rd Grotjohn-Groeneveld-							
	Roley-Cate	GFC	Non count	0	5/65	0/14	3/46	0/18
MEN'S 1600 RELAY	1st Reason-Ken-							
	Will-Drake	LC	3:27.3	5				
	2nd	WC	3:28.7	3				
	3rd Young-Renfrow-							
	James-Moody	GFC	3:32.0	2	2/49	5/82	0/25	3/37
WOMEN'S DISCUS	1st Paula Wittenberg	GFC	118' 11"	5				
	2nd Rhoda Turcott	WC	116' 3"	3				
	3rd Coletta Tompkins	WC	101' 8"	2				
	4th Sandy McCarr	WOSC	97' 8"	1	5/70	0/14	1/47	5/23
MEN'S DISCUS	1st Mike Watts	GFC	134' 4"	5				
	2nd Brian Caster	LC	125' 8"	3				
	3rd Dan Knuss	LC	124' 1"	2				
	4th Nathan Whitam	GFC	122' 8"	1	6/56	5/87	0/25	0/37

GEORGE FOX COLLEGE/UNIV. OF PORTLAND/EASTERN OREGON STATE COLLEGE

Newberg, OR

April 3, 1983

EVENT	PLACE	SCHOOL	TIME/DISTANCE	POINTS	GFC	UofP	EOSC
WOMEN'S HIGH JUMP	1st Melody Groeneveld	GFC	4'6"	5			
	2nd Kay Mattson	GFC	3'8"	3	8/8	0/0	0/0
MEN'S HAMMER	1st Mark Westby	UofP	130'7"	5			
	2nd Nathan Whitham	GFC	127'1"	3			
	3rd Mike Watts	GFC	112'11"	2			
	4th Randy Renfro	GFC	112'11"	1	6/6	5/5	0/0
WOMEN'S LONG JUMP	1st Julie Leslie	UofP	17'6"	5			
	2nd Melody Groeneveld	GFC	16'0"	3			
	3rd Bonnie Grotejohn	GFC	14'6"	2			
	4th Debbie Martin	EOSC	14'3½"	1	5/15	5/5	1/1
WOMEN'S SHOT	1st Molly Corrigan	UofP	38'5½"	5			
	2nd Paula Wittenberg	GFC	36'5½"	3			
	3rd Marie Fuzlong	UofP	30'7"	2	3/16	7/12	0/1
MEN'S SHOT	1st Mike Watts	GFC	41'8 3/4"	5			
	2nd John Negratti	UofP	41'5½"	3			
	3rd Nathan Whitham	GFC	39'1"	2	7/13	3/8	0/0
WOMEN'S JAVELIN	1st Vicki Baugh	GFC	97'	5	5/21	0/12	0/1
WOMEN'S 400m RELAY	1st Nemarnik, Wosepka, Leslie, Sin	UofP	51.6	5			
	2nd Still, Hurliman, Pitts, Mattson	GFC	52.2	3	3/24	5/17	0/1
MEN'S 400m RELAY	1st Russell, Krauss, Jones, Smith	UofP	42.1	5	0/13	5/13	0/0
MEN'S HIGH JUMP	1st Owen James	GFC	6'6"	5			
	2nd Jim Caton	UofP	6'4"	3			
	3rd Jesse Vipperman	EOSC	6'0"	2			
	4th Keith Wigley	GFC	6'0"	1	6/19	3/16	2/2
STEEPLE- CHASE	1st Scott Ball	GFC	9:43.1	5			
	2nd John Gillespie	UofP	9:56.4	3			
	3rd Gary Gill	UofP	10:00.9	2	5/24	5/21	0/2

EVENT	PLACE	SCHOOL	TIME/DISTANCE	POINTS	GFC	UofP	EOSC
MEN'S LONG JUMP	1st Mike Hughes 2nd Ken McGee 3rd Larry Conaway 4th Steve Graham	UofP EOSC EOSC GFC	22'6 $\frac{1}{2}$ " 21'11 $\frac{1}{2}$ " 21'3 $\frac{1}{2}$ " 20'5"	5 3 2 1	1/25	5/26	5/7
WOMEN'S 1500	1st Anne O'Leary 2nd Kathy O'Connell 3rd Nancy Roley 4th Julie Richardson	EOSC UofP GFC EOSC	4:46.4 4:50.6 4:52.9	5 3 2 1	2/26	3/20	6/7
MEN'S 1500	1st Dan Quigley 2nd Joe Shannon 3rd Don Stearns 4th Jay Johnson	UofP UofP EOSC UofP	4:01.1 4:01.4 4:03.1 4:03.7	5 3 2 1	0/25	9/35	2/9
WOMEN'S 100 HR	1st LeeAnn Holliman	UofP	16.5	5	0/26	5/25	0/7
MEN'S 110 HR	1st Scott Harber 2nd Mike Bergsrud 3rd Keith Wigley 4th Steve Byers	UofP UofP GFC GFC	15.4 16.0 16.7 18.6	5 3 2 1	3/28	8/43	0/9
MEN'S POLE VAULT	1st Brent Heydel 2nd Mike Danzer 3rd Dave Elkins <i>Graham</i>	GFC UofP GFC	14'0" 11'0" 11'0" <i>nh</i>	5 3 2	7/35	3/46	0/9
WOMEN'S 400	1st Valerie Hurliman 2nd Lori Morgan 3rd Jodi Peters 4th Ann Sin	GFC UofP GFC UofP	1:01.6 1:03.4 1:03.9 1:07.3	5 3 2 1	7/33	4/29	0/7
MEN'S 400	1st Mike Smith 2nd Mike Dickerson 3rd Mark Young 4th Kevin McCadden	UofP UofP GFC EOSC	48.7 50.7 51.6 52.0	5 3 2 1	2/37	8/54	1/10
WOMEN'S 100	1st Lisa Pitts 2nd Nancy Nemarnik 3rd Joyce Still 4th Melody Groeneveld	GFC UofP GFC GFC	12.9 13.1 13.9 14.7	5 3 2 1	8/41	3/32	0/7

EVENT	PLACE	SCHOOL	TIME/DISTANCE	POINTS	GFC	UofP	EOSC
MEN'S 100	1st Eric Krauss	UofP	10.8	5			
	2nd Dwayne Jones	UofP	11.3	3			
	3rd Dave Russell	UofP	11.5	2			
	4th Jeff Hoskisson <i>5th</i> <i>Moody</i> <i>9th</i> <i>Ponsle</i>	EOSC	11.6 <i>11.7</i>	1	0/37	10/64	1/11
MEN'S JAVELIN	1st Mike Watts	GFC	184'10"	5			
	2nd Owen James	GFC	169'1"	3			
	3rd Larry Conaway	EOSC	163'9"	2			
	4th Skip Holcombe	GFC	150'8"	1	9/46	0/64	2/13
WOMEN'S 800	1st Kelly Wosepka	UofP	2:19.9	5			
	2nd Kay Mattson	GFC	2:21.4	3			
	3rd Donna Kraemer	UofP	2:26.3	2			
	4th Barbara O'Keefe	EOSC	2:33.5	1	3/44	7/39	1/8
MEN'S 800	1st Marvin Stewart	EOSC	2:00.0	5			
	2nd Scott Ball	GFC	2:00.4	3			
	3rd Dan Quigley	UofP	2:01.0	2			
	4th Joe Bourg <i>5th</i> <i>Shat</i> <i>9th</i> <i>Tablack</i>	UofP	2:02.1 <i>2:03.7</i>	1	3/49	3/67	5/18
MEN'S 400 IH	1st Mike Bergerud	UofP	54.8	5			
	2nd Randy Reafro	GFC	57.7	3			
	3rd Scott Herber	UofP	58.0	2			
	4th Steve Byers	GFC	1:00.9	1	4/53	7/74	0/18
MEN'S TRIPLE JUMP	1st Mike Hughes	UofP	45'2 1/2"	5			
	2nd Larry Conaway	EOSC	42'8 1/2"	3			
	3rd Keith Wigley	GFC	40'8 3/4"	2			
	4th Steve Graham	GFC	39'9 1/4"	1	3/56	5/79	3/21
WOMEN'S 200	1st Lisa Pitts	GFC	27.3	5			
	2nd Debbie Martin	EOSC	29.2	3			
	3rd Joyce Still	GFC	29.3	2			
	4th Margaret Kincaid	EOSC	32.3	1	7/51	0/39	4/12
MEN'S 200	1st Dwayne Jones	UofP	22.2	5			
	2nd Dave Russell	UofP	22.6	3			
	3rd Eric Krauss	UofP	22.9	2			
	4th Jeff Hoskisson <i>5th</i> <i>Young</i> <i>9th</i> <i>Moody</i>	EOSC	23.2 <i>23.4</i> <i>24.0</i>	1	0/56	10/89	1/22
WOMEN'S 300	1st Janet VanKleet	UofP	10:12.36	5			
	2nd Kathy Keller	UofP	10:13.36	3			
	3rd Anne O'Leary	EOSC	10:34.69	2			
	4th Jamie Mitchell	UofP	10:46.09	1	0/51	9/48	2/14

EVENT	PLACE	SCHOOL	TIME/DISTANCE	POINTS	GFC	UofP	EOSC
MEN'S 5000	1st Paul Peloquin	UofP	15:10.7	5			
	2nd Don Stearns	EOSC	15:15.1	3			
	3rd Ty Strange	UofP	15:46.0	2			
	4th Jon Aday	GFC	15:59.9	1	1/57	7/96	3/25
	<i>Billett</i>		<i>17189.7</i>				
WOMEN'S 1600 RELAY	1st Kraemer, Leslie, Morgan, Kelly	UofP	4:09.2	5			
	2nd Pitts, Peters, Hurliman, Mattson	GFC	4:10.2	3	3/54	5/53	0/14
WOMEN'S DISCUS	1st Francis McDonald	UofP	115'5½"	5			
	2nd Molly Corrigan	UofP	108'5½"	3			
	3rd Marie Furlong	UofP	105'3"	2			
	4th Paula Wittenberg	GFC	87'6½"	1	1/55	10/63	0/14
MEN'S 1600m	1st Dickerson, Smith, Jonas, Bergarud	UofP	3:19.3	5			
	2nd Renfro, Street, Moody, Young	GFC	3:31.2	3	3/60	5/101	0/25
MEN'S DISCUS	1st Mike Watts	GFC	142'2"	5			
	2nd John Nelson	UofP	128'2"	3			
	3rd Nathan Whitham	GFC	126'7"	2	6/67	3/104	0/25

GEORGE FOX COLLEGE/1100 LINDA COLLEGE/UPPER MERIDIAN COLLEGE
WESTERN OREGON STATE COLLEGE/GEORGE FOX ALUMNI

Newberg, OR
April 9, 1983

EVENT	PLACE	SCHOOL	TIME/DISTANCE	POINTS	GPC	LC	WOSC	WC
WOMEN'S HIGH JUMP	1st Melody Greenwald 2nd Susan Burston 3rd Carolyn Marchand 4th Kathy Sanders	GPC WC WOSC L	4'8" 4'8" 4'6" 4'4"	5 3 2 1	5/5	1/1	2/2	3/3
WOMEN'S SHOT PUT	1st Dixie McCadden 2nd Colette Tompkins 3rd Paula Wittenberg 4th Cheryl Ward	WC WC GPC WOSC	39'9 1/2" 38'1 1/2" 37'1" 36'8"	5 3 2 1	2/1	1/1	1/3	8/11
WOMEN'S 400m RELAY	1st Stull-Mattson- Berlman-Pitts 2nd Marchand-Wentzel- Sevill-Sandburg 3rd Prais-Sanders- Hogue-Bell	GPC WOSC LC	51.7 52.7 DSQ	5 3 0	5/12	0/1	3/8	0/11
WOMEN'S LONG JUMP	1st Melody Greenwald 2nd Carolyn Marchand 3rd Bonnie Grafton	GPC WOSC GPC	16'0" 14'7" 13'3 3/4"	5 3 2	7/19	0/1	3/9	0/3
MEN'S 400m RELAY	1st Kent-Torpenning- Will-Drake 2nd Myers-Young- Moody-James	LC GPC	42.9 43.8	5 3	5/3	5/5	0/0	0/0
MEN'S HAMMER THROW	Steve Curtis 1st Glenn Hill 2nd Greg Custer 3rd Ron Miller 4th Brian Custer 5th Nathan Whigham	L WOSC WOSC L L GPC	160'5" 146'8" 141'1" 140'2" 132'4" 128'8"	5 3 3 2 1	3/4	5/10	5/5	0/0
MEN'S STEEPLE	1st Eric Mueller 2nd Scott Bachman 3rd Gary Bergerson 4th Jon Adey	LC WC WC GPC	9:57.0 10:09.7 10:20.5 10:25.7	5 3 2 1	1/5	5/5	0/5	5/5
WOMEN'S 1500	1st Bridget Cooke 2nd Nancy Foley 3rd Nadine Price 4th Duane Himmaman	WOSC GPC LC WC	4:30.2 5:00.3 5:06.1 5:13.7	5 3 2 1	3/3	0/3	5/14	1/12

EVENT	PLANK	SCHOOL	TIME/DISTANCE	POINTS	GFC	LC	WOSC	WC
REN'S	1st Jesse Gora	LC	3:56.2	5				
LSOC	2nd Mike Wilson	LC	1:57.6	2				
	3rd Matthew McCowen	WC	3:57.9	2				
	4th Brad Purdie	WOSC	4:01.1	1	6/5	8/23	1/6	2/7
REN'S	1st Timmy Hartsund	WOSC	6:17.9	5				
LSOC	2nd Debbie Wilson	WOSC	6:18.6	3				
	3rd Joyce Skill	GFC	6:18.7	2	2/24	0/3	8/12	0/12
REN'S	1st Owen James	GFC	6:18"	5				
HSCH	2nd Keith Wigley	GFC	5:10"	3				
JUMP	3rd Stuart Heydel	GFC	5:10"	2				
	4th Nolan Vanora	WOSC	5:10"	1	3/15	0/23	1/7	0/7
REN'S	1st Kiki Anson	LC	21:14"	5				
JUMP	2nd Kari Toom	LC	20:18"	3				
JUMP	3rd Steve Graham	GFC	20:13 3/4"	2				
	4th Keith Wigley	GFC	20:12 3/4"	1	3/18	0/31	0/7	0/7
REN'S	1st Gary Hanson	LC	15.7	5				
LSOC	2nd Mark Willey	WOSC	16.3	3				
	3rd Andy Gage	WC	17.2	2				
	4th Keith Willey	GFC	17.3	1	1/19	5/26	3/10	2/9
REN'S	1st Tim Antton	GFC	1:01.3	5				
LSOC	2nd Kari Sandburg	WOSC	1:01.7	3				
	3rd Rony Gage	GFC	1:08.7	2	7/31	0/3	3/25	0/12
REN'S	1st Randy Drake	LC	50.3	5				
LSOC	2nd Mark Young	GFC	52.4	3				
	3rd Jim Hochstetler	WC	52.4	2				
	4th Dan Ansel	WOSC	52.6	1	3/10	5/41	1/11	2/11
REN'S	1st Lisa Pitter	GFC	13.3	5				
LSOC	2nd Gail Carroll	WOSC	13.7	3				
	3rd Lawrence Under	LC	14.0	2				
	4th Joyce Skill	GFC	14.3	1	6/27	1/5	3/28	0/12
REN'S	1st Anne Heydel	GFC	11:10"	5				
LSOC	2nd Skip Holcombe	GFC	11:10"	3				
WOSC	3rd Steve Graham	GFC	11:10"	2	10/32	0/41	0/11	0/11
REN'S	1st Greg Hill	LC	11.2	5				
LSOC	2nd Robert Solomon	WC	11.3	3				
	3rd Marcus Wilson	WC	11.8	2				
	4th Jim Korig	GFC	11.9	1	1/23	1/66	0/11	3/16

EVENT	PLACE	SCHOOL	TIME/DISTANCE	POINTS	GFC	LC	WOSC	WC
MEN'S 300	1st Kelly Highberger	WOSC	46'11 ⁰⁰	5				
	2nd Mike Watts	GFC	39'5"	3				
	3rd Glenn Hill	WOSC	38'10 ⁰⁰	2				
	4th Dan Krausz	LC	38'3 ⁰⁰	1	3/36	1/47	7/19	0/16
WOMEN'S JAVELIN	1st Kathy Sanders	LC	129'6"	5				
	2nd Vicki Baugh	GFC	104'	3				
	3rd Jenny Larson	WC	102'3"	2				
	4th Dixie McCadden	WC	98'4"	1	3/40	5/10	0/28	3/15
WOMEN'S 300	1st Michelle Wentzel	WOSC	2:23.5	5				
	2nd Jodi Peters	GFC	2:27.9	3				
	3rd Nancy Roley	GFC	2:28.5	2				
	4th Sarah Roy	WC	2:36.6	1	5/45	0/10	5/33	1/16
MEN'S 300	1st Richard Bean	WC	1:54.9	5				
	2nd Jesse Gore	LC	1:58.2	3				
	3rd Thaddeus McCament	WC	1:59.7	2				
	4th Chris VanCauteren	WOSC	2:00.1	1	0/36	3/50	1/19	7/23
WOMEN'S 400 M	1st Valerie Hurliman	GFC	1:10.2	5				
	2nd Debbie Hiron	WOSC	1:15.0	3				
	3rd Joyce Still	GFC	1:16.3	2				
	4th Carolyn Marchand	WOSC	1:19.4	1	7/52	0/10	4/37	0/16
MEN'S 400 M	1st Randy Reason	LC	55.4	5				
	2nd Randy Renfro	GFC	59.1	3				
	3rd Larry Schaeffer	WOSC	59.9	2				
	4th Steve Myers	GFC	60.0	1	4/60	5/55	2/21	0/23
MEN'S TRIPLE JUMP	1st Kent Kumb	LC	43'5"	5				
	2nd Mike Anakin	LC	42'2 ⁰⁰	3				
	3rd Les Reed	WOSC	42'1 ⁰⁰	2				
	4th Jeff Bowman	LC	40'4"	1	0/40	3/54	2/23	0/23
WOMEN'S 300	1st Lisa Pitts	GFC	27.7	5				
	2nd Kay Mattson	GFC	28.3	3				
	3rd Cathy Sewell	WOSC	28.5	2				
	4th Lorraine Preiss	LC	30.5	1	8/60	1/11	2/39	0/15
MEN'S 200	1st Greg Will	LC	22.4	5				
	2nd Norbert Solomonson	WC	22.9	3				
	3rd Mark Young	GFC	23.7	2				
	4th Jim Moody	GFC	23.7	1	3/43	1/69	0/23	7/26

EVENT	PLACE	SCHOOL	TIME/DISTANCE	POINTS	GFC	LC	WOSC	WC
MEN'S JAVELIN	1st Dan Sarrt.	LC	199'0 1/2"	5				
	2nd Russ Fagg	WC	186'10"	3				
	3rd Mike Hettis	GFC	184'14"	2				
	4th Owen James	GFC	171'15"	1	3/46	5/74	0/20	3/29
WOMEN'S 5000	1st Bridget Cooke	WOSC	17:43.9	5				
	2nd Suzanne Thomas	LC	19:16.7	3				
	3rd Diana Hinzman	WC	20:28.7	2	0/60	3/14	1/43	0/18
MEN'S 5000	1st David Mitchell	WC	15:06.3	5				
	2nd Glen Giovanniatti	LC	15:11.9	3				
	3rd Frank Knight	WOSC	15:27.8	2				
	4th Scott Ball	GFC	15:58.3	1	1/47	3/77	1/35	5/34
WOMEN'S 1500 RELAY	1st Pittip-Petero-							
	Harlinson-Matthson	GFC	4:15.8	5				
	2nd Cooke-Sandberg-							
	Jarvik-Wentzel	WOSC	4:25.5	3				
	3rd Grot-John-Granevald-							
	Relay-Gate	GFC	Non count	0	5/63	0/14	0/46	0/18
MEN'S 1500 RELAY	1st Reeson-Hent-							
	Will-Drake	LC	3:27.3	5				
	2nd	WC	3:28.7	3				
	3rd Young-Renfro-							
	James-Moody	GFC	3:32.0	2	2/49	5/31	7/25	3/37
WOMEN'S DISCUS	1st Paula Wittenberg	GFC	118'11"	5				
	2nd Rhoda Harcott	WC	116'3"	3				
	3rd Colette Thompson	WC	101'8"	2				
	4th Sandy McCart	WOSC	97'8"	1	5/70	0/11	1/17	5/25
MEN'S DISCUS	1st Mike Watts	GFC	134'4"	5				
	2nd Brian Gaster	LC	125'8"	3				
	3rd Dan Krauss	LC	124'1"	2				
	4th Nathan Whittem	GFC	122'8"	1	6/56	5/87	0/23	0/37

GEORGE FOX COLLEGE/WILLAMETTE UNIVERSITY/PACIFIC UNIVERSITY

Newberg, Oregon

April 15, 1983

EVENT	PLACE	SCHOOL	TIME/DISTANCE	POINTS	GFC	WU	PU
WOMEN'S SHOT PUT	1st Chris Sues	WU	36'54"	5			
	2nd Paula Wittenberg	GF	36'4"	3			
	3rd Jennifer Jacobi	WU	34'10"	1	3/3	6/6	
WOMEN'S HIGH JUMP	1st Melody Greenveld	GF	4'10"	5			
	2nd Trinidad	WU	4'10"	3			
	3rd Susi Chaffee	PU	4'8"		5/8	3/9	
MEN'S HAMMER	1st Don Backman	WU	142'9"	5			
	2nd Goergen	WU	137'9"	3			
	3rd Gorman	WU	123'9"	2			
	4th Nathan Whitman	GF	123'3"	1	1/1	10/10	0/0
WOMEN'S 400m RELAY	1st Slavich, Boland, Klein, Robinson	WU	51.2	5			
	2nd Still, Mattson, Harlinen, Pitts	GF	52.4	0	0/8	5/16	
MEN'S 400m RELAY	1st Ofori, Johnson, Lipke, Elliott	WU	43.6	5			
	2nd Becker, Stewart, Whitnair, Torquato	PU	44.5	3	0/1	5/15	3/3
	3rd Byers, Young, Moody, James		45.5				
MEN'S LONG JUMP	1st Ofori	WU	22'8"	5			
	2nd Mark Lipke	WU	21'4 3/4"	3			
	3rd Steve Graham	GF	21'0"	2			
	4th Keith Wigley	GF	20'9 1/2"	1	3/4	8/23	0/3
MEN'S STREPT. CHASE	1st Mark Holaland	WU	9:43.3	5			
	2nd Scott Ball	GF	9:51.4	3			
	3rd Matt Wells	Unat	10:12.2		3/7	5/28	0/3
WOMEN'S 1500	1st Nancy Raley	GF	5:03.2	5			
	2nd Cecily McCowen	WU	5:15.0	3			
	3rd Cathy Rose	WU	5:21.9	1	5/13	4/18	
MEN'S 1500	1st David Lewis	WU	4:03.0	5			
	2nd Kevin O'Connor	WU	4:03.3	3			
	3rd Greg Mackie	WU	4:05.1	2			
	4th Jeff Tadlock	GF	4:09.2	1	1/8	10/36	0/3
MEN'S 110 M	1st Dave Crume	WU	15.3	5			
	2nd Keith Wigley	GF	16.4	3			
	3rd Steve Byers	GF	17.1	2	5/13	5/53	0/3

EVENT	PLACE	SCHOOL	TIME/DISTANCE	POINTS	GFC	WU	PU
WOMEN'S 100 M	1st Cynthia Hoekstra	WU	16.0	5			
	2nd Gayle Roth	WU	17.5	3			
	3rd Joyce Still	GF	18.5	1	1/14	8/26	
WOMEN'S 400m	1st Valerie Earliuan	GF	1:01.8	5			
	2nd Spring Alexander	WU	1:04.1	3			
	3rd Cathy Jones	WU	1:06.4	1	5/19	4/30	
MEN'S SHOT PUT	1st Dave Novotney	WU	48'8"	5			
	2nd Todd Goergen	WU	47'9"	3			
	3rd Don Backman	WU	46'11"	2			
	4th Mike Harris	GF	42'11"	1	1/14	10/51	0/3
MEN'S 400	1st Jeff Johnson	WU	57.9	5			
	2nd Mark Young	GF	51.3	3			
	3rd Mark Stewart	PU	53.7	2			
	4th Wayne Whitmire	PU	53.0	1	3/17	5/58	3/6
MEN'S HIGH JUMP	1st Owen James	GF	6'6"	5			
	2nd Phil Hayes	WU	6'4"	3			
	3rd Jon Gabriel	WU	6'2"	2			
	4th Keith Wigley	GF	5'10"	1	5/22	5/63	0/6
WOMEN'S 100m	1st Jessica Slavich	WU	12.5	5			
	2nd Tanny Roland	WU	12.6	3			
	3rd Lisa Pitts	GF	12.7	1	1/20	8/38	
WOMEN'S 800	1st Kay Mattson	GF	2:21.3	5			
	2nd Margie Morris	WU	2:23.3	3			
	3rd Jodi Peters	GF	2:26.2	1	6/25	3/41	
MEN'S 100m	1st Richard Torquaco	PU	10.8	5			
	2nd Mark Lipke	WU	11.2	3			
	3rd Jim Moody	GF	11.2	2			
	4th Sid Elliott	WU	11.4	1	2/24	4/67	5/11
MEN'S 800	1st Andre Bajnal	WU	1:58.5	5			
	2nd Charlie Mitchell	WU	1:58.9	3			
	3rd Scott Hall	GF	2:00.2	2			
	4th Jerry Street	GF	2:01.7	1	3/27	8/75	0/11
WOMEN'S 400 M	1st Joyce Still	GF	1:15.1	5			
					5/31	0/41	
MEN'S 400 M	1st Dave Crume	WU	57.5	5			
	2nd Randy Renfro	GF	58.1	3			
	3rd Steve Myers	GF	59.7	2	5/32	5/80	0/11
MEN'S POLE VAULT	1st Brent Heydel	GF	14'6"	5			
	2nd Jon Gabriel	WU	13'6"	3			
	3rd Mike Kastelecky	PU	13'0"	2			
	4th Mike Spurr	WU	12'0"	1	5/37	4/84	2/13

Holcombe
Graham
Elkins

11-6
11-0
nh

EVENT	PLACE	SCHOOL	TIME/DISTANCE	POINTS	GFC	WU	PU
WOMEN'S LONG JUMP	1st Cindy Buiks	Unat	17' 7 1/4"				
	2nd M. Robinson	WU	16' 11 1/4"	5			
	3rd Susi Chaffee	PU	16' 7 1/4"				
	4th Melody Groeneveld	GF	15' 5 3/4"	3	3/34	5/46	
WOMEN'S JAVELIN	1st Bart Hendrix	PU	201' 2"	5			
	2nd Mike Watts	GF	197' 2"	3			
	3rd Owen James	GF	182' 4"	2			
	4th Mike Lipke	WU	162' 6"	1	5/42	1/60	5/18
	<i>Holcombe</i>		<i>138-10</i>				
WOMEN'S JAVELIN	1st Regina Morris	PU	141'				
	2nd Vickie Baugh	GF	111' 6"	5			
	3rd Melody Groeneveld	GF	111' 5"	3			
	4th Carter	WU	90' 9"	1	8/42	1/47	
WOMEN'S SHOT	1st Jessica Slavice	WU	26.0	5			
	2nd Lisa Potts	GF	26.5	2			
	3rd Tammy Moland	WU	26.5	2	2/46	7/54	
WOMEN'S SHOT	1st Rich Torquato	PU	22.3	5			
	2nd Mark Young	GF	22.7	3			
	3rd Sid Elliott	WU	22.8	2			
	4th Jeb Haythe	WU	23.1	1	3/45	3 8/93	5/16
	<i>Hoody</i>		<i>23.3</i>				
WOMEN'S SHOT	1st Nancy Moley	GF	10:55.9	5			
	2nd Kara Crisafulli	WU	11:29.4	3			
	3rd Lorie Waspoch	WU	12:02	1	5/49	4/53	
WOMEN'S SHOT	1st Keith Manaval	WU	15:41.1	5			
	2nd Jon Ady	GF	16:07.7	3			
	3rd Todd Billett	GF	18:27.5	2	5/50	5/98	0/18
WOMEN'S DISCUS	1st Paula Wittenberg	GF	133' 9"	5			
	2nd Teresa Church	WU	121'	3			
	3rd Chris Swess	WU	108' 7"	1	5/51	4/62	
WOMEN'S 1600 RELAY	1st Potts, Peters						
	Hurliman, Mattoon	GF	4:10.9	5	5/59	0/12	
WOMEN'S TRIPLE JUMP	1st Mark Lipke	WU	44' 10 1/4"	5			
	2nd Keith Wigley	GF	41' 2 1/4"	3			
	3rd Steve Graham	GF	40' 4 1/4"	2	5/55	5/103	0/18
WOMEN'S 1600 RELAY	1st Elliott, Mitchell,						
	Boynal, Johnson	WU	3:23.1	5			
	2nd Moody, Ball,						
	Boezzo, Young	GF	3:29.6	3	3/58	5/101	0/18
WOMEN'S DISCUS	1st Mike Watts	GF	148' 2"	5			
	2nd Dave Novotny	WU	135' 6"	3			
	3rd Aid Georgan	WU	133' 8"	2			
	4th Don Backman	WU	132' 6"	1	5/63	6/114	0/18

Whitman

171-8

TRACK RESULTS:

PORTLAND OREGON STATE COLLEGE

Weather:

Friday, April 22, 1983

La Grande, Oregon - - - Teams: Eastern Oregon State, George Fox Coll., Northwest Nazarene Coll

FIELD EVENTS:

MENS SHOT:

1. Mike Watts G.F. 44' 3" 2. Dave Saranto NNC 41' 7" 3. N. Whitham G.F. 39' 9"

WOMENS SHOT:

1. Sandy Early NNC 41' 10 1/2" 2. Paula Wittenberg G.F. 33' 1 1/2" 3. Karyn Bignell NNC 27' 4"

MENS DISCUS:

1. Mike Watts G.F. 144' 7 1/2" 2. Nathan Whitham G.F. 125' 8" 3. Don Huston EOSC 125' 5 1/2"

WOMENS DISCUS:

1. Sandy Early NNC 120' 1 1/4" 2. Paula Wittenberg G.F. 116' 2" 3. Brenda Newell NNC 100' 9 1/2"

MENS JAVELIN:

1. Mike Watts G.F. 192' 11" 2. Don Dicus 182' 7" 3. Owen James 122' 10" - 122' 5" G.F. 173' 10"

WOMENS JAVELIN:

1. Bobe Day NNC 108' 7" 2. Melody Greenoveld G.F. 94' 4" 3. Karyn Bignell NNC 92' 4"

MENS HIGH JUMP:

1. Owen James G.F. 6' 6" 2. Rick Ward EOSC 6' 2" 3. Jesse Vipperman EOSC 6' 2" 4. Keith Wigley 5' 10"

WOMENS HIGH JUMP:

1. Karyn Bignell NNC 59" 2. Melody Greenoveld G.F. 5'

MENS LONG JUMP:

1. Larry Conaway EOSC 21' 6" 2. Steve Graham G.F. 20' 11" 3. Don Dicus NNC 20' 93/4" 4. Keith Wigley 20' 8 1/4"

WOMENS LONG JUMP:

1. Julie Price NNC 16' 6" 2. Debbie Martin EOSC 15' 10" 3. Karyn Bignell NNC 15' 9" 1/2

MENS POLE VAULT:

1. Brent Heydel G.F. 14-6 2. Tim Barr NNC 14' 3. Skip Holcombe G.F. 11-6 4. Dave Elkins 11-0

MENS HAMMER:

1. Nathan Whitham G.F. 133' 10" 2. Randy Renfro G.F. 112' 5" 3. Mike Watts G.F. 111' 4"

MENS TRIPLE JUMP:

1. Don Dicus NNC 41' 93/4" 2. Larry Conaway 40' 5 1/2" 3. Keith Wigley G.F. 39' 10"

RUNNING EVENTS:

WOMENS 400 RELAY:

1. NNC (Galloway, Price, Johnson, Wirth) 51.1 2. G.F. 52.9

MENS 400 RELAY:

1. Eosc (Hostkisson, McCadden, Conaway, Stewart) 44.4 2. G.F. 45.5

WOMENS 1500 METERS:

1. Anne O'leary EOSC 4:52.7 2. Julie Richardson EOSC 5:10 3. Alicia Tilzey NNC 5:28.3

MENS 1500 METERS:

1. Don Stearns EOSC 4:11 2. Scott Ball G.F. 4:12 3. Dwayne Atwood EOSC 4:18 4. Jeff Tadlock GF 4:20.4

WOMENS 100 HURDLES:

MENS 110M HURDLES:

1. Larry Conaway EOSC 16.7 2. Steve Myers G.F. 20.2 3. Keith Wigley G.F. 21.5

TRACK RESULTS

Page 2

Friday, April 22, 1983
La Grande, Oregon

WOMENS 400 M. DASH:

1. Kay Mattson O.F. 62.3
2. Valerie Hurliman O.F. 62.3
3. Barb O'Keefe EOSC 63.

WOMENS 400 M. DASH:

1. Tim Sievers NNC 50.7
2. Kevin McCadden EOSC ~~50.4~~ 51.1
3. Mark Young O.F. ~~50.5~~ 51.8

WOMENS 100 M. DASH:

1. Robin Johnson NNC 13.2
2. Lisa Pitts O.F. 13.3
3. Shana Callaway NNC 13.5

WOMENS 100 M. DASH:

1. Jeff Hoshin ason EOSC 11.7
2. Larry Conaway EOSC 11.9
3. Jim Moody O.F. 13.15
4. Steve Byers nt

WOMENS 800 M.:

1. Jodi Peters O.F. 2:30.1
2. Barb O'Keefe EOSC 2:30.6
3. Alicia Tilzey NNC 2:40.6

WOMENS 800 METERS:

1. Garvin Stewart EOSC 1:58.1
2. Scott Ball O.F. 1:58.3
3. Brewer NNC 1:59.8
4. Jerry Street 1:59.3

WOMENS 400 HURDLES:

WOMENS 400 HURDLES:

1. Randy Kenfro O.F. 57.1
2. Steve Byers O.F. 60.
3. Bob Feasel EOSC 61.2

WOMENS 200 M. DASH:

1. Robin Johnson NNC 26.5
2. Lisa Pitts O.F. 27.2
3. Lorry Pirth NNC 28.4

WOMENS 200 M. DASH:

1. Tim Seiviers NNC 22.5
2. Mark Young O.F. 22.6
3. Kevin McCadden EOSC 23.
4. Jim Moody 23.4

WOMENS 3,000 METER RUN:

1. Ann O'Leary EOSC 11:12 .94
2. Julie Richardson EOSC 11:13

WOMENS 5,000 METER RUN:

1. Don Stearns EOSC 15:19.8
2. Ken James EOSC 16:00.7
3. Ron Richards NNC 16:16

WOMENS 1600 METER RELAY:

1. NNC (Dinkelman, Price, Tilzey, Groenewald, Peters, Hurliman, Mattson) 4:19.6
2. EOSC 4:43.2

WOMENS 1600 METER RELAY:

1. EOSC (Conaway, Feasel, McCadden, Stewart) 3:27.2
2. O.F. 3:28.2

TEAM SCORES: (totals)

WOMEN NNC 49
George Fox 39
EOSC 26

WOMEN George Fox 73
EOSC 60
NNC 27

29th ANNUAL

DISTRICT 2 TRACK AND FIELD CHAMPIONSHIP FINAL RESULTS

WOMEN AND MEN

1983

WOMEN DISCUS FINAL 1

PLACE	COMPETITION	SCHOOL	PERFORMANCE
1	Paula Wittenburg	GF	138' 5"
2	Theresa Church	WU	121' 2"
3	Sandra Early	NNC	118' 5"
4	Molly Corrigan	UP	117' 6"
5	Diane Dukeshire	SOSC	117' 5"
6	FRancis McDonald	UP	115' 0"

WOMEN LONG JUMP

PLACE	COMPETITION	SCHOOL	PERFORMANCE
1	Cindy Fulks	WB	18' 2 3/4"
2	Antonette Blythe	NNC	17' 11 3/4"
3	Susy Chaffee	P	17' 4 1/4"
4	Julie Leslie	UP	17' 2"
5	Mary Robinson	WU	16' 9"
6	Esme Jensen	L&C	15' 8 1/4"
7	Melody Groenveld	GF	15' 7 3/4"
8	Carol Marchand	WOSC	15' 5 3/4"

WOMEN 4X 800 RELAY

Willamette
Alexander, Rose, Jones, and Robinson

TIME

10:05.7

WOMEN 3,000 Meters

Place	COMPETITION	SCHOOL	PERFORMANCE
1	Bridget Cooke	WOSC	9:57.5
2	Anne O'Leary	EOSC	10:15.6
3	Janet VanFleet	UP	10:19.4
4	Kara Crisifulli	UP	10:30.6
5	Nadine Price	L	10:33.6
6	Kathy O'Connell	UP	10:35.7

WOMEN 10,000 METERS

Place	COMPETITION	SCHOOL	PERFORMANCE
1	Kathy Keller	UP	37:45.0
2	Sabra Soulin	SOSC	37:50.2
3	Suzanne Tovrea	L	39:24.9
4	Roxy Cate	GF	45:04.1

WOMEN 800 MEDLEY RELAY

PLACE	SCHOOL	CO	TIME
1	Northwest Nazarene		1:51.2
	Blythe, Worth, Galloway, Johnson		
2	George Fox		1:52.4
	Still, Hurliman, Mattson, Pitts		
3	Willamette Univ.		2:01.6
	Hoekstra, Klien, Robinson, Alexander		

MEN DISCUS

1) Mike Watts, GF, 148'9" 2) Dave Saranto, NNC, 143'2 $\frac{1}{4}$ ", 4) Charles Ward, SOSC, 140'8 $\frac{1}{2}$ "
 3) Don Backman, WU, 142'6", 5) Todd Goergen, WU, 136'0", 6) Dave Novotney, WU, 134'9",
 7) Brian Caster, L, 133'6", 8) Jerd Soares, L, 133'4", 9) Nathan Whitham, GF, 122'4",
 10) Don Hoston, EOSC, 118'3", 11) Terry Outcalt, L&C, 118'2", 12) Greg Hill, WOSC, 112'10"

MEN LONG JUMP

1) Mike Austin, L, 22'6 $\frac{1}{4}$ ", 2) David Crume, WU, 22'1", 3) Kent Toomb, L, 21'(",
 4) Mike Lipke, WU, 21'6 3/4", 5) K.B. Oforo, WU, 21'5 3/4", 6) Larry Conaway, EOSC,
 21'4 3/4", 7) Ron Mobley, WOSC, 21'2 $\frac{1}{4}$ ", 8) Steve Graham, GF, 21'1",
 9) Brian McKinnis, SOSC, 20'2", 10) Ken McGee, EOSC, 19'6 $\frac{1}{4}$ ".

MEN HAMMER

1) Todd Goergen, WU, 161'11", 2) Glen Hill, WOSC, 161'0", 3) Don Backman, WU, 159'7"
 4) Brian Caster, L, 154'11", 5) Ron Miller, L, 146'5", 6) Nathan Whitham, GF, 145'5"

MEN HIGH JUMP

1) David Crume, WU, 6'9 $\frac{1}{4}$ ", 2) Owen James, GF, 6'7", 3) Phil Hayes, WU, 6'5"
 4) John Gabriel, WU, 6'3", 5) Brian McKinnis, SOSC, 6'3". 6) Jeff Vipperman, EOSC, 6'3"

MEN 10,000 Meters

1) Kris Mueller, L, 30:56.6, 2) Don Stearns, EOSC, #!:22.3, 3) Glen Giovanetti, L, 31:29.4
 4) Paul Mattson, L&C, 31:54.0, 5) Frank Knight, WOSC, 32:09.9.
 6) Pat Williams, WU, 32:51.5, 7) Paul Yunker, WU, 33:19.4, 8) Jon Aday, GF, 33:44.4
 9) Mark Young, NNC, 33:46.7.

MEN STEEPLECHASE

1) Mark Holmund, WU, 9:33.8, 2) Chris VanCauteren, WOSC, 9:44.3
 3) Steve Fisher, L&C, 9:47.4, 4) Ken James, EOSC, 9:49.9, 5) Scott Ball, GF, 9:50.0
 6) Phil Jones, NNC, 9:54.5

MEN SHOT PUT

- 1) Kelly Highberger, WOSC, 50'6", 2) Don Backman, WU, 50'5½", 3) Dave Novotney, WU, 49'1½"
- 4) Todd Goergen, WU, 48'9 3/4", 5) Kerry Fagerberg, L&C, 48'8½",
- 6) Mike Pressley, L&C, 47'8"

MEN'S 10,000 METER WALK

- 1) Fred Clair, EOSC, 53:49.9, 2) Charlie Hart, L&C, 54:38.2, 3) Bob Feasel, EOSC, 59:55.9
- 4) Jeff Kilday, WU, 61:25.2, 5) Kirk Reynolds, L&C, 62:26.1, 6) Mark Young, NNC, 63:03.2

MEN 400 RELAY

- 1) Lewis & Clark, Harry Mamizuka, Randy Coombs, Brent Carbajal, Tom Mell, 42:3
- 2) Linfield, Mike Austin, Kyle Tarpenning, Greg Will, Jeff Bowman, 42:6
- 3) Southern Oregon, Martin Turner, John Maussardt, Morgan Cottle, 42:9
- 4) Eastern Oregon, Jeff Hoskisson, Kevin McCadden, Larry Conaway, Martin Stearns 43:6
- 5) George Fox, Steve Byers, Mark Young, Jim Moody, Owen James, 43:7
- 6) Willamette, Jeb Smythe, Don Hicks, Mark Lipke, Sid Elliot, 43:9
- 7) Western Oregon, Ron Mobley, Mark Kelley, Jide Akanbi, Jon Goodman, 44:4

WOMEN 400 RELAY

- 1) Northwest Nazarene, Shana Galloway, Lorry Wirth, Robin Johnson, Antonett Blythe 49:1
- 2) Willamette, Jessica Slavich, Tammy Moland, Kim Kleen, Linda Robinson 49:9
- 3) George Fox, Joyce Still, Key Mattson, Valerie Hurliman, Lisa Pitts, 50:9
- 4) Western Oregon, Debbie Hirons, Catherine Seuell, Michelle Wentzel, Karin Sandberg 51:7
- 5) Univ. of Portland, Nancy Newmarnik, Leann Holliman, Julie Leslie, 52:0
- 6) Lewis & Clark, Michelle McArthur, Stephanie Davis, Carrie Keene, Esme Jensen 53:4

WOMEN SHOT PUT

- 1) Diane Dukeshire, SOSC, 42'7½", 2) Sandra Early, NNC, 41'11",
- 3) Molly Corrigan, UP, 39'7½", 4) Theresa Church, WU, 36'11",
- 5) Sheryl Ward, WOSC, 36'9", 6) Jennifer Jacoby, WU, 36'8½",
- 7) Sandy McCartt, WOSC, 36'2", 8) Paula Wittenburg, GF, 36'2"

WOMEN JAVELIN

- 1) Kathy Sanders, L, 134'5", 2) Regina Norris, P, 133'10", 3) Esme Jensen, L&C, 132'5",
- 4) DeAnne Hogue, L, 121'6", 5) Bobbi Page, SOSC, 119'6", 6) Barbara Day, NNC, 110'10"

WOMEN 1500 METERS

- 1) ~~Lori Morgan, UP, 4:43.1~~ 56.3, 2) Anne O'Leary, EOSC, 4:48.8, 3) Janet Van Fleet, UP, 4:52.0
- 4) Kathy O'Connell, UP, 4:53.8, 5) Kara Crisifulli, WU, 4:56.3 6) Cathy Hanss, L&C 4:58.6
- 7) Julie Righardson, EOSC, 5:01.5 8) Tammy Jarolimek, WOSC, NT

MEN 1500 METERS

- Mike Friess, L, 3:52.6, 2) Kevin O'Connor, WU, 3:53.2, 3) Lynn Purdue, WOSC, 3:53.7
- 4) Ken James, EOSC 3:56, ~~Groenewouda~~ WU, 3:59.4, 6) Scott Ball, GF, 4:01.0
- 7) Tim Beiger, L&C, 4:09.8, 8) Tim Brewer, NNC, 4:14.3

WOMEN HIGH HURDLES

- 1) Carol Marchand, WOSC, 16.1, 2) Cindy Fulks, WB, 16.2, 3) Michelle McArthur, L&C, 16.3,
- 4) Cynthia, Hoekstra, WU, 16.3, 5) Leanne Holliman, UP, 16.5, 6) Debbie, Hirons, WOSC, 17.3
- 7) Karyn Bignell, NNC, 17.6, 8) Leslie VanDeusen, WU, 17.7..

MEN HIGH HURDLES

- 1) Mark Gianneschi, L&C, 15.4, 2) Dan Cripps, SOSC, 15.6, 3) David Crume, WU, 15.7
4) Doug Rauer, L, 16.0, 5) Larry Conaway, EOSC, 16.1, Mark Kelly, WOSC, 16.7
7) Keith Wigley, GF, 17.2

WOMEN 100 METERS

- 1) Antonette Blythe, NNC, 12.5, 2) Lisa Pitts, GF, 13.0, 3) Tammy Moland, WU, 13.0,
4) Jessica Slavich, WU, 13.3, 5) Nancy Newmarnik, UP, 13.4, 6) Cathy Seuell, WOSC, 13.6
7) Kim Klein, WU, 13.6,

MEN 400 METERS

- 1) Jeff Johnson, WU, 48.8, 2) Morgan Cottle, SOSC, 49.6, 3) Tim Seivers, NNC, 49.8
4) Randy Coombs, L&C, 49.9, 5) Mark Young, GF, 50.2, 6) Brent Carbajal, L&C, 50.5
7) Vic Sears, L&C, 50.6, 8) Rich Sears, L&C, 50.9

WOMEN 400 METERS

- 1) Kelly Wosepka, UP, 58.7, 2) Robin Johnson, NNC, 60.1, 3) Valerie Hurliman, GF, 60.4
4) Karin Sandberg, WOSC, 61.8, 5) Jodi Peters, GF, 62.7 6) Spring Alexander, WU, 64.0

MEN TRIPLE JUMP

- 1) Brian McKinnis, SOSC, 45'7 3/4", 2) Kent Toomb, L, 44'10", 3) Tom Ofori, WU, 44'8"
4) Mike Lipke, WU, 44'4 1/2", 5) Larry Conaway, EOSC, 43'5 1/2", 6) Don Dicus, NNC, 42'5 3/4"
7) Lee Reed, WOSC, 42'4", 8) Dave Beemer, P, 41'8 3/4", 9) Jeff Bowman, L, 40'11 1/2"
10) Keith Wigley, GF,

WOMEN HIGH JUMP

- 1) Melody Groeneveld, GF, 5'3 3/8", 2) Karyn Bignell, NNC, 5'2", 3) Kim Trinidad, WU, 5'1"
5) Quille Leslie, WUB, 5'0" 6) Gayle Roth, WU, 4'10", 4) Esme Jensen, L&C, 5'1"

MEN POLE VAULT

- 1) Mark Unicume, NNC, 15'0", 2) Kyle Tarpenning, L, 14'6", 3) Dave Saranto, NNC, 14'6"
4) Brent Heydel, GF, 13'6", 5) Tim Barr, NNC, 13'0", 6) Jon Gabriel, WU, 13'0"

MEN 100 METERS

- 1) Terry Hendrix, SOSC, 10.9, 2) Greg Will, L, 11.2, 3) TomcMell, L&C, 11.2,
4) Toby Robes, L&C, 11.5, 5) Ron Mobley, WOSC, 11.7, 6) Derrick Mizuguchi, L&C, 11.8

WOMEN 800 METERS

- 1) Gayle Roth, WU, 2:17.2, 2) Michelle Wentzel, WOSC, 2:18.3, 3) Margie, Morris, WU, 2:19.7
4) Kay Mattson, GF, 2:20.2, 5) Donnie Kraemer, UP, 2:20.8, 6) Lori Morgan, UP, 2:21.3

MEN 800 METERS

- 1) John Cole, SOSC, 1:55.2 2) Marvin Stewart, EOSC, 1:55.6, 3) Andre Hajnal, WU, 1:56.0
4) David Lewis, WU, 1:56.3, 5) David Trotter, L&C, 1:56.4, 6) Steve Yerger, NNC, 1:56.6

WOMEN 400 HURDLES

- 1) Cindy Fulks, WB, 64.6, 2) Michelle McArthur, L&C, 69.2, 3) Karyn Bignell, NNC, 70.3
4) Cynthia Hoekstra, WU, 70.8, 5) Leanne Holliman, UP, 72.2, 6) Carolyn Marchand, WOSC, 77.8

PAGE 5

MEN400 HURDLES

- 1) Randy Reason, L 54.5, 2) Don Hicks, WU, 54.9, 3) Dan Cripps, SOSC, 55.0
4) Kevin McCadden, EOSC, 57.2, 5) Tim Clark, L&C, 57.5, 6) Doug Rauen, L, 57.9

MEN JAVELIN

- 1) Mike Watts, GF, 207'11", 2) Dave Scott, L, 202'1", 3) Jim Coor, L&C, 192'6"
4) Owen James, GF, 182'3", 5) Don Dicus, NNC, 166'0", 6) Kyle Tarpenning, L, 156'11"

MEN200 METERS

- 1) Terry Hendix, SOSC, 21.8, 2) Greg Will, L, 22.2, 3) Tom Mell, L&C, 22.6
4) Brent Carbajal, L&C, 23.0, 5) Morgan Cottle, SOSC, 23.0, 6) Jeff Hoskisson, EOSC, 23.6.

WOMEN 200 METERS

- 1) Jessica Slavich, WU, 26.4, 2) Lisa Pitts, GF, 26.4, 3) RobinsJohnson, NNC, 26.6,
4) Tammy Moland, WU, 26.7, 5) Kelly Wosepka, UP, 26.7, 6) Nancy Newmarnik, UP, 27.1

WOMEN 5000 METERS

- 1) Bridget Cooke, WOSC, 17:28.6, 2) Janet VanFleet, UP, 18:15.0, 3) Nadine Price, L, 18:37.3
4) Kathy O'Connell, UP, 18:45.2, 5) Sabra Soulia, SOSC, 19:09.8,
6) Wendy Weidkamp, L&C, 20:18.3.

MEN 5000 METERS

- 1) Don Stearns, EOSC, 14:44.5, 2) Robbie Wright, WU, 14:52.2,
3) Mark Holmlund, WU, 15:03.7, 4) Glen Giovannetti, L, 15:10.9
5) Mark Friess, Lin., 15:12.2, 6) Frank Knight, WOSC, 15:13.2.

WOMEN 1600 METERS RELAY

- 1) Univ. of Portland, Nancy Newmarnik, Lori Morgan, Kelly Wosepka, Donna Kraemer, 4:07.0
2) George Fox, Lisa Pitts, Jodi Peters, Valerie Hurliman, Key Mattson, 4:07.5
3) Willamette, Cathy Jones, Jessica Slavich, Margie Morris, Kim Klein, 4:11.0
4) Western Oregon, Karin Sandberg, Debbie Hiron, Catherine Seuell, Michelle Wentzel 4:12.3
5) Lewis and Clark, Esme Jensen, Michelle McArthur, Stephanie Davis, Cathy Hanss, 4:15.2
6) Northwest Nazarene, Price, Shana Galloway, Lorry Wirth, Robin Johnson 4:22.8.

MEN 1600 METERS RELAY

- 1) Willamette, 3:22.1, 2) Lewis & Clark, 3:22.8, 3) Eastern Oregon, 3:24.5
4) Southern Oreon, 3:25.5, 5) Linfield, 3:26.1
6) George Fox, 3:35.7.

WOMEN'S

	Marathon	Heptathlon	4x800 relay	3000 M	Discus	Long Jump	10,000	800 m	4x100 relay	1500 m	Javelin	Shot put	High Hurdles	400 m.	100 m	800 m.	High Jump	400 Hurdles	200 m	5000 m	Mile relay	Total
Eastern Oregon	0	0	0	8	0	0	0	0	0	0	0	0	0	0	0	0	0	0	0	0	0	16
George Fox	0	0	0	6	10	0	0	10	28	28	28	28	28	36	44	48	58	58	66	66	74	74
Lewis & Clark	0	10	0	0	0	1	0	0	1	0	0	0	0	0	0	0	4	8	0	0	1	39
Linfield	22	22	22	24	0	6	0	0	0	0	14	0	0	0	0	0	0	0	0	0	0	50
Northwest Nazarene	6	8	0	0	6	8	0	10	10	0	44	8	0	8	10	0	8	6	6	0	2	97
Pacific	0	0	0	0	0	6	0	0	0	0	8	0	0	0	0	0	0	0	0	0	0	14
Southern Oregon	0	0	0	0	2	0	8	0	0	0	2	10	0	0	0	0	0	0	0	2	2	24
University of Portland	0	0	0	7	5	4	10	0	2	20	6	2	22	22	22	22	22	22	22	22	24	24
Western Baptist	0	0	0	0	0	10	0	0	0	0	0	0	0	0	0	0	0	0	0	0	0	28
Western Oregon	0	4	0	10	0	0	0	0	4	0	0	2	11	4	1	8	0	1	0	10	4	59
Williamette	0	6	10	4	8	2	0	6	8	2	0	5	4	1	10	10	7	4	14	0	6	113

MEN'S N.A.I.A. DISTRICT II CHAMPIONSHIPS

	Marathon	Decathlon	10,000 m	Discus	Long Jump	Hammer	High Jump	3000 Steeple chase	Shot put	10,000 walk	4x100 relay	1500m	High Hurdles	400 m	Triple Jump	100 m	800 m	Pole Vault	Javelin	400 IH	200 m	5000 m	mile relay	
Eastern Oregon ⁵	0	1	8	0	1	0	1	4	0	16	4	4	2	0	2	0	0	0	0	4	1	10	6	73
	0	1	9	9	10	10	11	15	15	31	35	39	41	47	43	43	51	51	51	55	57	61	73	
George Fox ⁷	0	0	0	10	0	1	8	2	0	0	2	1	0	2	0	0	0	0	4	0	0	0	1	45
	0	0	0	10	10	11	19	21	21	21	23	24	24	26	26	26	26	30	44	44	44	44	45	
Lewis & Clark ³	8	4	4	0	0	0	0	6	3	16	10	0	5	0	0	11	2	0	6	2	10	0	8	99
	8	12	16	16	16	16	22	22	25	35	45	45	55	60	60	71	73	73	79	84	94	91	94	
Linfield ⁽²⁾	16	6	16	0	16	0	0	0	0	0	8	10	4	0	8	0	0	0	9	11	8	6	2	14
	16	22	38	38	54	60	60	60	60	60	68	78	82	82	90	98	98	106	115	126	134	140	142	
Northwest Nazarene ⁶	0	8	0	8	0	0	0	1	0	1	0	0	0	6	1	0	1	18	2	0	0	0	0	46
	0	8	8	16	16	16	17	17	17	18	18	18	18	24	25	25	26	44	46	46	46	46	46	
Pacific	0	0	0	0	0	0	0	0	0	0	0	0	0	0	0	0	0	0	0	0	0	0	0	0
	0	0	0	0	0	0	0	0	0	0	0	0	0	0	0	0	0	0	0	0	0	0	0	
Southern Oregon ⁴	2	0	0	4	0	0	2	0	0	0	6	0	8	8	10	10	10	0	0	6	12	0	4	86
	2	2	2	6	6	6	8	8	8	8	14	14	22	30	40	50	60	60	60	66	78	78	82	
Western Oregon	4	0	2	0	0	8	0	10	0	0	0	6	1	0	2	0	0	0	0	0	0	1	0	40
	4	4	6	6	6	14	14	22	32	32	32	38	39	39	44	44	44	44	44	44	44	44	44	
Willamette ⁽¹⁾	1	12	1	9	14	16	20	10	14	4	1	12	6	10	10	0	10	1	0	8	0	14	10	18
	1	13	14	23	37	53	73	83	101	105	106	118	120	132	142	142	152	153	153	161	161	165	18	

Total

RESULTS OF NAIA DISTRICT 2 MARATHON

at Seaside, OR. Feb. 26, 1983

Men's Division

Place

1.	Kris Mueller	Lin.	2:24:08	4
2.	Paul Mattson	L&C	2:29:36	10
3.	Glen Giovannetti	Lin.	2:30:28	12
4.	Frank Knight	WOSC	2:32:02	16
5.	Marcus Mayfield	SOSC	2:36:32	24
6.	Pat Williams	Will.	2:48:58	80
7.	Mark Young	NNC	2:53:01	110
8.	Scott Martin	SOSC	3:05:07	225
9.	Don Stearns	EOSC	dnf	

Women's Division

W

1.	Nadine Price	Lin.	3:08:31(NR)	263	7
2.	Susanne Tovrea	Lin.	3:10:48	289	11
3.	Alii Ray	SOSC	3:16:34	372	18
4.	Kristin Finkbeiner	NNC	3:19:24	430	23
5.	Michelle Houle	Lin.	3:42.24	793	53
6.	Malia Dinell	Will.	dnf.		

There were over 1402 finishers.

District Meet Score after one event:

Men: Linfield 16, L & C 8, WOSC 4, SOSC 2, Will. 1

Women: Linfield 20, SOSC 6, NNC 4

Next NAIA District Event: Decathlon/Heptathlon April 25-26 at L & C.

Past District Champions

1973	Curt Ankeny	GF	2:25:19
1974	Larry Miller	SOSC	2:22:06
1975	Mark Adamson	GF	2:32:08
1976	Mark Adamson	GF	2:31:36
1977	Terry Zerzan	WU	2:22:23
1978	Terry Zerzan	WU	2:27:28
1979	Tim Rutledge	WU	2:31:27
1980	Bill Pewen	SOSC	2:35:01
1981	Bill Pewen	SOSC	2:31:50
1982	Pat Williams	WU	2:30:07

BRUIN TRACK 1983 SEASON'S BEST

5-14-83

4000	Byers, Young 43.7 5/14	Moody, Young 44.5 3/5	Wigley, James 44.5 3/5
500	Bail 4:01.0 5/14	Tadlock 4:05.2 4/2	Street 4:10.3 4/2
1000 High Hurdles	Wigley 16.4 4/15	Byers 17.1 4/15	
60	Young 50.2 5/14	Moody 53.6 3/26	Holcombe 55.1 3/25
100	Moody 11.2 4/15	Wigley 11.4 4/2	Young 11.7 3/26
1000	Bail 1:58.3 4/22	Street 1:59.3 4/22	Tadlock 2:02.3 4/9
1000 Hurdles	Rentfro 57.1 4/22	Byers 59.7 4/15	
100	Young 22.6 4/22	Moody 23.3 4/15	Frisk 23.9 4/15
500 Relay	Young, Bail 3:28.2 4/22	Young, Street 3:30.1 3/26	Rentfro, Moody 3:30.1 3/26
1000	Bail 15:58.3 4/9	Aday 15:59.9 4/2	Street 16:27.5 3/5
10000	Aday 33:18.1 3/26	Street 35:13.4 3/26	
Steeple Chase	Bail 9:43.1 4/2	Aday 10:25.7 4/9	
10000 Varsity	Heydel 15-0 3/18	Holcombe 11-8 4/30	Graham 11-2 4/30
High Jump	James 6-8 3/26	Wigley 6-1 3/25	Heydel 5-10 4/9
Long Jump	Graham 21-5 3/26	Wigley 20-9 4/15	Holcombe 19-0 3/25
Triple Jump	Wigley 41-2 4/15	Graham 40-4 4/15	
Shot	Watts 44-3 4/22	Whitham 38-9 4/15	Byers 30-7 3/12
Discus	Watts 148-11 3/18	Whitham 131-8 4/15	Holcombe 95-3 3/26
Football	Watts 207-11 5/14	James 182-4 4/15	Holcombe 160-5 3/12
Baseball	Whitham 145-5 5/13	Watts 116-8 4/30	Rentfro 112-11 4/2
Baseball	Wigley 5581 3/25 & 3/26	Holcombe 3 25 & 3/26	

BRUIN TRACK
1983
Point Totals

	Uoff EOSC	Lin WOSC Whit Alums	Pac Will	EOSC NNC	L&C	Dist	Total
Jon Aday	1	1	3	-	-	0	5
Scott Ball	8	1	5 3/4	6 3/4	8	3	32 1/2
Todd Billett	0	-	2	-	-	-	2
Steve Byers	2	1 3/4	4	7 3/4	9	1/2	25
Dave Elkins	2	0	0	1	0	-	3
Rick Frisk	0	-	0	0	-	-	0
Steve Graham	2	4	4	3 3/4	9	0	22 3/4
Brent Heydel	5	7	5	5	0	4	26
Skip Holcombe	1	3	0	2	3	-	9
Owen James	8	7 1/4	7	7	5	12 1/2	46 3/4
Jim Moody	3/4	3 1/4	2 3/4	4 1/2	0	3/4	12
Dan Price	-	-	-	-	-	-	0
Randy Renfro	4 3/4	3 1/2	3 3/4	8 3/4	3	0	23 3/4
Jerry Street	3/4	-	1	1	1	1/4	4
Jeff Tadlock	0	0	1	1	-	-	2
Mike Watts	17	10	9	18	12	20	86
Nathan Whitham	7	2	1	10	8	1	29
Keith Wigley	5	5	8	6	-	1/4	24 1/4
Mark Young	2 3/4	6 1/4	6 3/4	6 1/2	0	2 3/4	25
	Uoff 104 GF 67 EOSC 25	L 69 GF 43 Wh 26 WO 23	W 114 GF 63 P 18	GF 73 EO 60 NNC 27	L&C 102 GF 58	W11 185 L 142 L&C 99 SO 82 EO 73 NNC 46 GF 45 WD 42 P 0	

WHITHAM INVITATIONAL TRACK MEET

MARTIN FIELD

WALLA WALLA, WA.

March 26, 1983

WOMEN'S SHOT PUT---1. Colette Tompkins, WJ, 39'8 1/4"; 2. Sandy Early, HJC, 39'6"; 3. Brenda Mills EWU, 37' 4 1/2"; 4. Rhoda Turcott, WJ, 35'9 1/2; 5. Nancy Morris, EWU, 35'5".

3 K STEEPLECHASE---1. Scott Redman, WJ, 10:07.0; 2. Phil Jones, HJC, 10:12.3

WOMEN'S 400 RELAY,---1. EWU (Laurie Brock, Doreen Broeckel, Jennifer Almeraz, Cheryl Krieg) 51.9, 2. GFC, 52.6; 3. BMCC, 55.9.

HAMMER-----1. Steve Curtis, Unat, 162'3"; 2. Nathan Whitham, GFC, 135'9" 3. Mike Watts, GFC, 109'8", 4. Randy Renfro, GFC, 91' 6"

MEN'S 400 METER RELAY----1. BMCC (Sam Califf, Mark Henneke, Steve Hickey, Steve Green) 43.8; 2. GFC, 44.9

MEN'S JAVELIN---1. Mike Watts, GFC, 191' 6"; 2. Owen James, GFC, 177'0" 3. Russ Fagg, WJ, 175'11"; 4. Dan Dicus, HJC, 174' 1 1/2"; 5. Dave Saranto, HJC, 156'4"

MEN'S 10 K-----1. Don Stearns, EOSC, 32:59.1; 2. David Mitchell, WJ, 33:14.2; 3. AT Martinez, TVCC, 33:15.5; 4. Jon Aday, GFC, 33:18.1 5. Rob Nollan, WJ, 34:59.0; 6. Jake Schas, EOSC, NT

WOMEN'S LONG JUMP-----Antonette Blythe, HJC, 17' 9 1/4"; 2. Lona Joslin, CWU, 15'11"; 3. Marie Cronrath, EWU, 15'8"; 4. Jennifer Almeroy, EWU, 15'7"; 5. Cherie Clark, EWU, 15' 4 1/4"

MEN'S 1500 METER-----1. Thaddeus McCamant, WJ, 4:02.3; 2. Scott Ball, GFC, 4:04.3; 3. Dave Mitchell, WJ, 4:09.6; 4. Jeff Tadlock, GFC, 4:10.8; 5. Bob Daniel, TVCC, 4:14.3

WOMEN'S HIGH JUMP---1. Susan Buxton, WJ; Chris Gillette, BMCC, TIE 4'8" 3. Anne Martin BMCC, 4' 6"

WOMEN'S 1500 METER-----1. Cheryl Flom, EWU, 4:48.5; 2. Anne O'Leary, EOSC, 4:51.5; 3. Nancy Roley, GFC, 4:55.9; 4. Julie Richardson, EOSC, 5:03.6; 5. Kerry DeVries, GFC, 5:27.0; 6. Diana Townsend, EWU, 5:27.6

WOMEN'S JAVELIN----1. Jenny Larson, WJ, 123' 5"; 2. Marie Cronrath, EWU, 116'3"; 3. Jodie Sherman, BMCC, 103'4"; 4. Vickie Baugh, GFC, 102'11" 5. Cherie Clark, EWU, 95'4"

MEN'S 110 METER HURDLES---1. Brad Upton, Unatt, 15.3; 2. Jeff Miller BMCC, 16.3; 3. Troy Bean, TVCC, 16.6; 4. Arlan Cage, WJ, 16.7; 5. John Childers, WJ, 16.8

MEN'S LONG JUMP----1. Steve Graham, GFC, 21'5 1/4"; 2. Sam Califf, BMCC, 21' 2 1/2"; 3. Norbert Solomonson, WJ, 20' 9 1/2"; 4. Marcus Wilcox, WJ, 20' 4 1/2"; 5. Rich Henderson, TVCC, 20' 00"

MEN'S 400 METER----1. Steve Hickey, BMCC, 48.9; 2. Matt Robic, EWU, 49.1; 3. Tim Sievers, NNC, 50.1; 4. Jim Boeckstigel, WN, 51.9; 5. Jim Moody, GFC, 53.6!

MEN'S SHOT-----1. Dave Sanranto, NNC, 42'10 1/2"; 2. Mike Watts, GFC, 42'3" 3. Dan Tarter, TVCC, 41' 8"; 4. Nathan Witham, GFC, 38'5 1/4"; 5. Arnold Wardell, BMCC, 38'4"

MEN'S HIGH JUMP----1. Owen James, GFC, 6'8"; 2. Steve Green, BMCC, 6'4" 3. Steve Kirk, WN, 6'0"

WOMEN'S 400 METER----1. Sheila Hall, EWU, 60.3; 2. Cheryl Krieg, EWU, 61.3 3. Valerie Hurliman, GFC, 62.7; 4. Sheryl Piper, EWU, 65.1; 5. Becky Price, NNC, 69.0

MEN'S 100 METERS----1. Norbert Solomonson, WN, 11.4; 2. Jeff Hoskison, EOSC, 11.06; 3. Mark Young, GFC, 11.7; 4. Rich Henderson, TVCC, 11.8; 5. Chris Schock, WN, 12.3; 6. Randy Harris, EWU, NT

WOMEN'S 100 METERS----1. Antonette Blythe, NNC, 12.7; 2. Laurie Brock, EWU, 13.0; 3. Lisa Pitts, GFC, 13.2; 4. Shana Galloway, NNC, 13.2; 5. Kelly Paulinsky, CWU, 13.4

TRIPLE JUMP----1. Sam Calif, BMCC, 45'9"; 2. Dan Dicus, NNC, 42'11 3/4" 3. Rich Henderson, TVCC, 40' 10 1/4"

MEN'S 800 METER----1. Richard Bean, WN, 1:56.6; 2. Bob Feasel, EOSC, 2:04.5; 3. Thaddeus McCamant, WN, 2:06.1; 4. Steve Graham, GFC, 2:08.0

MEN'S DISCUS----1. Dave Saranto, NNC, 145'4"; Mike Watts, GFC, 145'4" 3. Dan Tarter, TVCC, 144' 8"; 4. Nathan Witham, GFC, 130'10"; 5. Arnold Wardwell, BMCC, 100'5"

POLE VAULT---1. Brent Heydel, GFC, ¹⁴⁻⁰~~14'6"~~; 2. Mark Unicume, NNC, ¹⁴⁻⁰~~14'6"~~ 3. Steve Graham, GFC, ¹¹⁻⁰~~12'0"~~; 4. Dave Elkins, GFC, ¹¹⁻⁰~~12'0"~~

WOMEN'S 800 METER---1. Bobbi Annette, EWU, 2:20.6; 2. Kay Mattson, GFC, 2:24.4; 3. Dena Sales, EWU, 2:24.7; 4. Kathy Federico, EWU, 2:25.5 5. Marie Cronrath, EWU, 2:26.9; 6. Anne O'Leary, EOSC, NT

MEN'S 400 HURDLES---1. Jeff Smith, NNC, 57.4; 2. Mark Kenneke, BMCC, 58.2; 3. Jeff Miller, BMCC, 58.6; 4. Randy Renfro, GFC, 58.9; 5. Steve Byers, GFC, 60.6

WOMEN'S 400 HURDLES----1. Sheila Hall, EWU, 67.8; 2. Chris Gillette, BMCC, 74.7; 3. Joyce Still, GFC, 84.4

MEN'S 200 METER----1. Steve Hickey, BMCC, 22.6; 2. Matt Robic, EWU, 23.2 3. Norbert Solomonson, WN, 23.4; 4. Mark Young, GFC, 23.4; 5. Tim Sievers NNC, 23.5

WOMEN'S 200 METER-----1. Laurie Brock, EWU, 27.2; 2. Shana Galloway, NNC, 27.2; 3. Lisa Pitts, GFC, 27.2; 4. Kelly Paulinsky, CWU, 28.0; 5. Dorreen Broeckel, EWU, 28.5; 6. Valerie Hrliman, GFC, 28.6

WOMEN'S DISCUS-----1. Sandy Early, NNC, 129'9"; 2. Rhoda Turcott, WN, 123'3"; 3. Colette Tompkins, WN, 122'1"; 4. Brenda Mills, EWU, 120'2" 5. Karen, Farmer, EWU, 117'10".

WOMEN'S 3K-----1. Michelle Ballentine, EWU, 10:52.1; 2. Cheryl Yoke, EWU, 10:54.3; 3. Nancy Roley, GFC, 11:05.0; 4. Diane Hinzman, WN, 11:25.7; 5. Kris Gulbran, WN, 11:51.0; 6. Eva Lansberry, EWU, 13:21.1

MEN'S 5 K-----1. Bruce Dudley, CWU, 15:35.9; 2. Mark DEVinney, Unatt, 15:40-. 3. Blas Guerra, TVCC, 15:54.2; 4th Scott Ball, GFC, 16:00.6 5. Mark Young, NNC, 16:09.7 6. David Walker, Unatt, 17:28.1

WOMEN'S 1600 RELAY-----1. EWU #1 (Cheryl Flom, Bobbi Annette, Sheila Hall, Cheryl Krieg) 4:12.5; 2. EWU #2 4:20.5; 3. EWU,##3 4:20.9.

MEN'S 1600 RELAY-----1. WN (Jim Boeckstiegal, Norbert Solomonson, Richard Bean, Thaddeus McCammant) 3:26.9; 2. GFC, 3:30.1; 3. WN #2, 3:44.4

RESULTS:

EASTERN OREGON STATE COLLEGE

Weather:

Day, April 22, 1983

La Grande, Oregon - - - Teams: Eastern Oregon State, George Fox Coll., Northwest Nazarene Coll

FIELD EVENTS:

MENS SHOT:

1. Mike Watts G.F. 44' 3" 2. Dave Saranto NNC 41' 7" 3. N. Whitham G.F. 39' 9"

WOMENS SHOT:

1. Sandy Early NNC 41' 10" 2. Paula Wittenberg G.F. 35' 0" 3. Karyn Bignell NNC 27' 4"

MENS DISCUS:

1. Mike Watts G.F. 144' 7" 2. Nathan Whitham G.F. 125' 8" 3. Don Huston EOSC 125' 5"

WOMENS DISCUS:

1. Sandy Early NNC 120' 1" 2. Paula Wittenberg G.F. 116' 2" 3. Brenda Newell NNC 100' 9"

MENS JAVELIN:

1. Mike Watts G.F. 192' 11" 2. Don Dicus 182' 7" 3. Owen James 173' 10" 4. Owen James 173' 10"

WOMENS JAVELIN:

1. Bobe Day NNC 108' 7" 2. Melody Greenoveld G.F. 94' 4" 3. Karyn Bignell NNC 92' 4"

MENS HIGH JUMP:

1. Owen James G.F. 6' 6" 2. Rick Ward EOSC 6' 2" 3. Jesse Vipperman EOSC 6' 2"

WOMENS HIGH JUMP:

1. Karyn Bignell NNC 58" 2. Melody Greenoveld G.F. 5'

MENS LONG JUMP:

1. Larry Conaway EOSC 21' 6" 2. Steve Graham G.F. 20' 11" 3. Don Dicus NNC 20' 9 3/4"

WOMENS LONG JUMP:

1. Julie Price NNC 16' 4" 2. Debbie Martin EOSC 15' 10" 3. Karyn Bignell NNC 15' 9"

MENS POLE VAULT:

1. Brent Heydel G.F. 15' 2. Tim Barr NNC 14' 3. Skip Holcombe G.F. 12'

MENS HAMMER:

1. Nathan Whitham G.F. 133' 10" 2. Randy Renfro G.F. 112' 5" 3. Mike Watts G.F. 111' 4"

MENS TRIPLE JUMP:

1. Don Dicus NNC 41' 93/4" 2. Larry Conaway 40' 5 1/2" 3. Keith Wigley G.F. 39' 10"

RUNNING EVENTS:

WOMENS 400 RELAY:

1. NNC (Galloway, Price, Johnson, Wirth) 51.1 2. G.F. 52.9

MENS 400 RELAY:

1. Eosc (Hoskisson, McCadden, Conaway, Stewart) 44.4 2. G.F. 45.5

WOMENS 1500 METERS:

1. Anne O'leary EOSC 4:52.7 2. Julie Richardson EOSC 5:10 3. Alicia Tilzey NNC 5:28.3

MENS 1500 METERS:

1. Don Stearns EOSC 4:11 2. Scott Ball G.F. 4:12 3. Wayne Atwood EOSC 4:18

WOMENS 100 HURDLES:

MENS 110M HURDLES:

1. Larry Conaway EOSC 16.7 2. Steve Evers G.F. 20.2 3. Keith Wigley G.F. 21.5

Friday, April 22, 1983
La Grande, Oregon

WOMENS 400 M. DASH:

1. Kay Mattson G.F. 62.3
2. Valerie Mattson G.F. 62.3
3. Barb O'Keefe EOSC 65.

WOMENS 400 M. DASH:

1. Tim Sievers NNC 50.7
2. Kevin McCadden EOSC 51.1
3. Mark Young G.F. 51.8

WOMENS 100 M. DASH:

1. Robin Johnson NNC 13.2
2. Lisa Pitts G.F. 13.3
3. Shana Callaway NNC 13.5

MENS 100 M. DASH:

1. Jeff Hoskinson EOSC 11.7
2. Larry Conaway EOSC 11.9
3. Jim Moody G.F. 13.15

WOMENS 800 M.:

1. Jodi Peters G.F. 2:30.1
2. Barb O'Keefe EOSC 2:30.6
3. Alicia Tilzey NNC 2:40.6

MENS 800 METERS:

1. Marvin Stewart EOSC 1:58.1
2. Scott Ball G.F. 1:58.3
3. Brewer NNC 1:59.28

WOMENS 400 HURDLES:

MENS 400 HURDLES:

1. Randy Renfro G.F. 57.1
2. Steve Byers G.F. 60.
3. Bob Fessel EOSC 61.2

WOMENS 200 M. DASH:

1. Robin Johnson NNC 26.5
2. Lisa Pitts G.F. 27.2
3. Lorry Wirth NNC 28.4

MENS 200 M. DASH:

1. Tim Sciviers NNC 22.5
2. Mark Young G.F. 22.6
3. Kevin McCadden EOSC 23.

WOMENS 3,000 METER RUN:

1. Ann O'Leary EOSC 11:12 .94
2. Julie Richardson EOSC 11:13

MENS 5,000 METER RUN:

1. Don Stearns EOSC 15:19.8
2. Ken James EOSC 16:00.7
3. Ron Richards NNC 16:16

WOMENS 1600 METER RELAY:

1. NNC-(Sinkbainer, Price, Tilzey)
1. G.F. (Pitts, Peters, Hurliman, Mattson) 4:19.6
2. EOSC 4:43.2

MENS 1600 METER RELAY:

1. EOSC (Conaway, Fessel, McCadden, Stewart) 3:27.2
2. G.F. 3:28.2

TEAM SCORES: (totals)

WOMEN NNC 49
George Fox 39
EOSC 26

MEN George Fox 73
EOSC 60
NNC 27

WOMEN.....WOMEN.....WOMEN.....WOMEN.....WOMEN.....women.....WOMEN.....WOMEN.....WOMEN

INTERCOLLEGIATE TRACK & FIELD.....APRIL 30, 1983.....GRISWOLD STADIUM, LEWIS & CLARK COLLEGE
TRIANGLE MEET---Lewis & Clark, George Fox, Southern Oregon State (Clackamas CC also competing)

HIGH JUMP --- Esme Jensen, LC, 5-0; Melody Groenvold, GF, 5-0. (No ~~measures~~ third/ or fourth)

SHOT PUT --- Diane Dukeshire, SOSC, 40-6; Paula Wittenberg, GF, 34-3; Barb Crocker, LC, 32-4;
Karen Barr, CC, 30-5.

4 x 100 METERS RELAY --- Lewis & Clark (McArthur, Davis, Keane, Cushingham) 53.4; Clackamas CC d

1,500 METERS --- Cathy Hanss, LC, 4:58.8; Roxie Cate, GF, 5:32.7. No third.

100 METER HURDLES --- Michelle McArthur, LC, 16.6; Katie Carney, LC, 18.6. No third.

400 METERS --- Lisa ~~Pitts~~ Pitts, GF, 1:02.8; Jodi Peters, GF, 1:05.5. No third.

8x 100 METERS --- Stephanie Davis, LC, 13.5; Sherry Bull, CC, 13.8; Ricki Snyder, SOSC, 14.2.
Mary Patterson, SOSC, 14.5.

800 METERS --- Suzie Thompson, CC, 2:24.0; Suzy Graham, CC, 2:25.2; Laura LeAllen, LC, 2:30.7.
Michelle Fobert, CC, 2:39.2.

400 METER HURDLES --- Michelle McArthur, LC, 1:06.8; Denise Wheatley, CC, 1:11.5; Katie Carney,
LC, 1:28.6.

JAVELIN --- Esme Jensen, LC, 134-5; Bobbie Page, SOSC, 125-7; Vicki Baugh, GF, 112-0;
Melody Groenevold, GF, 106-0.

200 METERS --- Lisa Pitts, GF, 27.2; Sherry Bull, CC, 29.0; Stephanie Davis, LC, 29.1;
Ricki Snyder, SOSC, 30.3.

3000 METERS --- Sabra Soulia, SOSC, 10:53.0; Jennie Stodd, LC, 10:57.4; Wendy Weidkamp, LC, ~~11:00.5~~
11:00.5; Kathy McBeth, SOSC, 12:28.42.

LONG JUMP--- Esme Jensen, LC, 15-3; Melody Groenvold, GF, 15-3; Sherry Bull, CC, 15-2 3/4;
Bonnie Grotjohn, GF, 14-5 3/4.

DISCUS ----- Paula Wittenberg, GF, 133-11; Diane Dukeshire, SOSC, 116-2; Kawena Cushingham, LC,
115-2; Barb Crocker, LC, 104-7.

4 x 400 METER RELAY --- Clackamas CC (Wheatley, Bull, Hilton, Thompson) 4:11.5;
George Fox (Groenvold, Peters, Cate, Pitts) 4:17.4; Lewis & Clark, 4:27.0.

FINAL ~~END~~ TRIANGLE MEET SCORE: Lewis & Clark 65, George Fox 40, Southern Oregon 28

WCIC CHAMPIONSHIP TRACK & FIELD MEET - MAY 6, 7, 1983
Linfield College

SCORING: 1st-10, 2nd-8, 3rd-6, 4th-4, 5th-2, 6th-1

EVENT: 3000 M -

Place	Name	No.	Time	Ht/Dist.	School
1.	Ann Jenck	41	10:30.3		PLU
2.	Nancy Miller	48	10:31.2		PLU
3.	Nadine Price	30	10:37.6		Lin
4.	Corrine Calvo	37	10:38.1		PLU
5.	Shelly James-Hopper	27	10:50.9		Lin
6.	Wendy Weidkamp	21	11:07.8		L & C

GF	L&C	Lin	PLU	Pac	Wm	Will
0/0	1/1	8/8	22/22	0/0	0/0	0/0

EVENT: DISCUS

Place	Name	No.	Time	Ht/Dist.	School
1.	Paula Wittenberg	10	132'11"		GF
2.	Christie Albano	34	126'10"		PLU
3.	Theresa Church	69	125'10"		Will
4.	Chris Seuss	86	115'11"		Will
5.	Kawena Cushingham	13	113'1"		L & C
6.	Connie McKenzie	46	103'4"		PLU

GF	L&C	Lin	PLU	Pac	Wm	Will
10/10	2/3	0/8	9/31	0/0		10/10

EVENT: LONG JUMP

Place	Name	No.	Time	Ht/Dist.	School
1.	Susie Chafee	56	17'3/4"		Pacific
2.	Mary Robinson	81	16'10 1/2"		Will.
3.	Esme Jensen	16	15'7 1/2"		L & C
4.	Barb Sharts	50	15'6 3/4"		PLU
5.	Melody Groeneveld	3	15'5 1/4"		GF
6.	Bobbi Jo Crow	58	15'2 3/4"		PLU

GF	L&C	Lin	PLU	Pac	Wm	Will
2/12	6/9	0/8	5/36	10/10		8/18

Saturday Finals

EVENT: Javelin

Place	Name	No.	Time	Ht/Dist.	School
1.	Esme Jensen	16	129'3"		L&C
2.	Regina Norris	57	129'1"		Pac.
3.	Dee Ann Hogue	26	127'6"		Lin.
4.	Kathy Sanders	31	126'0"		Lin.
5.	Vicki Baugh	1	101'6"		GF
6.	Kawena Cushingham	13	100'6"		L&C

GF	L&C	Lin	PLU	Pac	Wm	Will
2/14	11/20	10/18	0/36	8/18		0/18

EVENT: 400m Relay

Place	Name	No.	Time	Ht/Dist.	School
1.	PLU		50.2		
2.	Willamette		50.4		
3.	George Fox		51.3		
4.	Linfield		54.2		
5.					
6.					

GF	L&C	Lin	PLU	Pac	Wm	Will
6/20	0/20	4/22	10/46	0/18		8/26

EVENT: 1500m

Place	Name	No.	Time	Ht/Dist.	School
1.	Ann Jenck	41	4:51.4		PLU
2.	Colleen Calvo	36	4:53.0		PLU
3.	Suzanne Tovrea	32	4:53.8		Lin.
4.	Nancy Miller	48	4:54.5		PLU
5.	Cathy Hanss	15	5:00.6		L&C
6.	Cecily McCowen	76	5:26.6		

GF	L&C	Lin	PLU	Pac	Wm	Will
0/20	2/22	6/28	22/68	0/18		1/29

WCIC CHAMPIONSHIP TRACK & FIELD MEET - MAY 6, 7, 1983

Linfield College

Saturday's Finals

SCORING: 1st-10, 2nd-8, 3rd-6, 4th-4, 5th-2, 6th-1

EVENT: High Hurdles-100m

Place	Name	No.	Time Ht/Dist.	School
1.	Heather Jahr	40	15.5	PLU
2.	Karen Bell	35	15.6	PLU
3.	Cynthia Hoekstra	72	16.1	Will.
4.	Michelle McArthur	19	16.1	L&C
5.	Lori Lingle	45	16.6	PLU
6.	Bobbie Jo Crow	38	16.7	PLU

GF	L&C	Lin	PLU	Pac	Wm	Will
0 20	4 26	0 28	21 89	0 18		6 33

EVENT: Shot Put

Place	Name	No.	Time Ht/Dist.	School
1.	Christie Albano	34	38'5 3/4	PLU
2.	Barbara Crocker	12	36'5	L&C
3.	Theresa Church	69	36'4 3/4	Will.
4.	Chris Suess	86	36'1 3/4	Will.
5.	Paula Wittenberg	10	35'3 1/4	GF
6.	Jennifer Jacobi	73	33'8	Will.

GF	L&C	Lin	PLU	Pac	Wm	Will
2 22	8 34	0 28	10 99	0 18		11 44

EVENT: 400m

Place	Name	No.	Time Ht/Dist.	School
1.	Karina Zamelis	55	60.1	PLU
2.	Monica Johnson	42	62.5	PLU
3.	Jodi Peters	6	63.4	GF
4.	Spring Alexander	67	63.4	Will.
5.	Sherry Wolfe	54	63.7	PLU
6.	Cathy Jones	74	64.8	Will.

GF	L&C	Lin	PLU	Pac	Wm	Will
6 28	0 34	0 28	20 119	0 18		5 49

EVENT: 100m

Place	Name	No.	Time Ht/Dist.	School
1.	Lisa Pitts	7	13.0	GF
2.	Kara Kehoe	43	13.0	PLU
3.	Jessica Slavich	84	13.2	Will.
4.	Tammy Moland	77	13.4	Will.
5.	Kim Klein	75	13.6	Will.
6.	Susi Chaffee	156	13.6	Pac.

GF	L&C	Lin	PLU	Pac	Wm	Will
10 38	0 34	0 28	8 127	1 19		12 61

EVENT: 800 m

Place	Name	No.	Time Ht/Dist.	School
1.	Denise Stoaks	53	2:19.5	PLU
2.	Kay Mattson	5	2:20.1	GF
3.	Margie Morris	78	2:21.5	Will.
4.	Linda Robinson	80	2:23.3	Will.
5.	Ann Jenck	41	2:24.8	PLU
6.	Colleen Calvo	36	2:25.8	PLU

GF	L&C	Lin	PLU	Pac	Wm	Will
8 46	0 34	0 28	13 140	0 19		10 71

EVENT: Int. Hurdles

Place	Name	No.	Time Ht/Dist.	School
1.	Karen Bell	35	1:05.7	PLU
2.	Michelle McArthur	19	1:06.4	L&C
3.	Gayle Roth	83	1:07.2	Will.
4.	Bobbie Jo Crow	38	1:09.3	PLU
5.	Lori Lingle	45	1:09.4	PLU
6.	Val Burliman	4	1:09.9	GF

GF	L&C	Lin	PLU	Pac	Wm	Will
1 47	8 42	0 28	16 156	0 19		6 77

WCIC CHAMPIONSHIP TRACK & FIELD MEET - MAY 6, 7, 1983

Linfield College
Saturday's Results

SCORING: 1st-10, 2nd-8, 3rd-6, 4th-4, 5th-2, 6th-1

EVENT: High Jump			Time	
Place	Name	No.	Ht/Dist.	School
1.	K. Trinidad	87	4'10"	Will.
2.	E. Jensen	16	4'10"	L&C
3.	G. Roth	83	4'10"	Will.
4.	S. Chaffee	56	4'10"	Pac.
5.	M. Groeneveld	3	4'10"	GF
6.	S. Wolfe	54	4'8"	PLU

GF	L&C	Lin	PLU	Pac	Wm	Will
3 50	8 50	0 28	1 157	3 22		16 93

EVENT: 200m			Time	
Place	Name	No.	Ht/Dist.	School
1.	Jessica Slavich	84	26.6	Will.
2.	Kara Kehoe	43	26.8	PLU
3.	Lisa Pitts	7	26.8	GF
4.	Karina Zamelis	55	27.6	PLU
5.	Mary Robinson	81	27.8	Will
6.	Suzie Bell	22	28.2	Linf.

GF	L&C	Lin	PLU	Pac	Wm	Will
6 56	0 50	1 29	12 169	0 22		12 105

EVENT:			Time	
Place	Name	No.	Ht/Dist.	School
1.			4'10"	
2.				
3.				
4.				
5.				
6.				

GF	L&C	Lin	PLU	Pac	Wm	Will

EVENT: 5000m			Time	
Place	Name	No.	Ht/Dist.	School
1.	Kara Crisifulli	70	18:26.5	Will.
2.	Dana Stamper	52	18:28.7	PLU
3.	Lora Sprague	51	18:32.2	PLU
4.	Corrine Calvo	37	18:57.7	PLU
5.	Wendy Weidkamp	21	19:28.3	L&C
6.	Julie Massey	28	22:48.1	Linf.

GF	L&C	Lin	PLU	Pac	Wm	Will
0 56	2 52	1 30	18 187	0 22		10 115

EVENT: Mile Relay			Time	
Place	Name	No.	Ht/Dist.	School
1.	PLU		4:05.9	
2.	GF		4:10.1	
3.	Will.		4:16.3	
4.	L&C		4:19.1	
5.				
6.				

GF	L&C	Lin	PLU	Pac	Wm	Will
8 64	4 56	0 30	10 197	0 22		6 121

EVENT:			Time	
Place	Name	No.	Ht/Dist.	School
1.				
2.				
3.				
4.				
5.				
6.				

GF	L&C	Lin	PLU	Pac	Wm	Will

WOMEN'S TRACK AND FIELD
MEETS AND CLARK COLLEGE VS. GEORGETOWN
AT MEETS AND CLARK COLLEGE

April 30, 1983

HIGH JUMP			1:00
1. Eane Jensen	LC	5-1	
2. Melody Groeneveld	GF	5-0	
3. Vicki Anderson	Unatt	5-0	
4. Sheri Hilton	CC	5-2	

LONG JUMP			After Men
1. Katie Carney	LC	14-6 1/4	
2. Bonnie Grotjohn	GF	16-6	
3. Carrie Keene	LC	14-10 1/4	
4. Melody Groeneveld	GF	16-0	
5. Eane Jensen	LC	15-5	
6. Sherry Bull	CC	16-10	

DISCUS THROW			After Javelin
1. Melody Groeneveld	GF	NM	
2. Lori Chisholm	CC	84-0	
3. Barb Crocker	LC	100-6	
4. Diane Dukeshire	SO	111-0	
5. Kawana Cushingham	LC	104-8	
6. Paula Wittenberg	GF	133-9	

1500m RUN			2:25
1. Cathy Hanes	LC	4:58.8	
2. Glennie Roby <i>RexyCate</i>	GF	4:52.9	
3. Annette Dooley	SO	NT	
4. Tamey Flores	Unatt	4:54.0	

400m DASH			2:50
1. Valerie Hamilton	GF	1:51.2	
3. Jodi Peters			
4. Lisa Pitts			
800m RUN			3:15
2. Susie Thompson	CC	2:22.0	
3. Jodi Peters	GF	2:26.0	
4. Laura LeWallen	LC	2:28.1	
5. Suzzy Graham	CC	2:25.0	
6. Annette Dooley	SO	NT	
7. Tamey Flores	Unatt	2:24.0	
8. Cathy Hanes	LC	NT	

200m DASH			3:45
2. Lisa Pitts	GF	26.5	
3. Sherry Bull	CC	27.6	
4. Stephanie Davis	LC	27.7	
5. Rich Synder	SO	29.2	

SHOT PUT			1:30
1. Lori Chisholm	CC	30-0	
2. Karen Barr	CC	31-1	
3. Barb Crocker	LC	35-11	
4. Paula Wittenberg	GF	37-1	
5. Sheri Hilton	CC	37-9	
6. Diane Dukeshire	SO	40-6	

JAVELIN THROW			After Men
1. Karen Barr	CC	125-7	
2. Kawana Cushingham	LC	113-3	
3. Vicki Baugh	GF	111-6	
4. Bobbie Page	SO	116-0	
5. Terri Kelly	CC	135-0	
6. Cyd McCormick	Unatt	136-0	
7. Eane Jensen	LC	132-1	
8. Melody Groeneveld	GF	111-5	
9. Debbie Koffel	CC	142-0	
10. Sue Frank	CC	147-11	

400m RELAY			2:05
3.	CC	51.2	
4. Groeneveld, Pitts	GF	NT	
Peter, Hamilton			
5. McArthur, Davis	LC	54.3	
Keene, Cushingham			

100m HURDLES			2:45
5. Katie Carney	LC	17.6	
6. Sheri Hilton	CC	14.9	
7. Michelle McArthur	LC	15.7	
8. Vicki Anderson	CC	15.7	

100m DASH			3:05
1. Carrie Keene	LC	14.2	
2. Sarah McGee	SO	13.9	
3. Sherry Bull	CC	13.8	
4. Lisa Pitts	GF	12.7	
5. Stephanie Davis	LC	13.3	
6. Mary Patterson	SO	13.8	
7. Joyce Still	GF	13.7	
8. Rich Synder	SO	13.9	

400m HURDLES			3:35
5. Michelle McArthur	LC	1:06.7	
6. Vicki Anderson	Unatt	1:07.0	
7. Joyce Still	GF	1:13.1	
8. Denise Whentley	CC	1:09.0	

200m DASH Con't			3:45
6.	Carrie Keene	IC	28.2
7.	Sarah McFee	SO	29.3
8.	Mary Patterson	SO	29.4

1600m Relay			4:20
3.	MEL - JODI - ROXY - ^{CISA} JOYCE	GP	NT
4.		IC	4:19.0
5.		IC	NT

3000m RUN			3:50
1.	Jennie Stodd	IC	11:02.1
2.	Nancy Foley	GP	10:55.0
3.	Sabra Soulia	SO	10:31.0
4.	Tammy Flores	Unatt	10:55.0
5.	Wendy Weidkamp	IC	11:18.0
6.	Ronnie Cate	GP	12:45.0
7.	Kathy McBeth	SO	NT
8.	Jane Gilbert	CC	12:44.0

WCIC TRACK AND FIELD
1983 CHAMPIONSHIP MEET

100 meter dash (13.8)

Kara Kehoe	Pacific Lutheran	12.2
Jessica Slavich	Willamette	12.5
Tammy Moland	Willamette	12.6
+ Lisa Pitts	George Fox	12.7
Kim Klein	Willamette	12.8
Susi Chaffee	Pacific	12.9
Karina Zamelis	Pacific Lutheran	13.1
Julie Gustafson	Pacific Lutheran	13.4
Robbi Jo Crow	Pacific Lutheran	13.5
Stephanie Davis	Lewis and Clark	13.5
Heather Jahr	Pacific Lutheran	13.6
Suzie Bell	Linfield	13.7

200 meter dash (27.9)

Kara Kehoe	Pacific Lutheran	26.0
Jessica Slavich	Willamette	26.0
Tammy Moland	Willamette	26.5
+ Lisa Pitts	George Fox	26.5
Karina Zamelis	Pacific Lutheran	26.5
Susi Chaffee	Pacific	26.8
Mary Robinson	Willamette	27.1
Stephanie Davis	Lewis and Clark	27.5
Suzie Bell	Linfield	27.7
Kim Klein	Willamette	27.7
Julie Gustafson	Pacific Lutheran	29.0
Esme Jensen	Lewis and Clark	29.2

400 meter dash (1:02.9)

Karina Zamelis	Pacific Lutheran	59.9
Karen Bell	Pacific Lutheran	1:00.7
Jessica Slavich	Willamette	1:01.0
Monica Johnson	Pacific Lutheran	1:01.1
Denise Stoaks	Pacific Lutheran	1:01.1
x Val Hurliman	George Fox	1:01.2
x Lisa Pitts	George Fox	1:02.8
Spring Alexander	Willamette	1:02.9
Sherry Wolfe	Pacific Lutheran	1:02.9
Kim Klien	Willamette	1:03.4
Cathy Jones	Willamette	1:04.1
Gayle Roth	Willamette	1:05.2

PE/ATHLETIC OFFICE
RECEIVED

MAY 6 1983

GEORGE FOX COLLEGE
from Linfield

800 meter run (2:28.3)

Margie Morris	Willamette	2:19.7
Denise Stoaks	Pacific Lutheran	2:20.1
Colleen Calvo	Pacific Lutheran	2:20.6
Ann Jenck	Pacific Lutheran	2:20.9
Kay Mattson	George Fox	2:21.3
Gayle Roth	Willamette	2:22.6
Monica Johnson	Pacific Lutheran	2:23.2
Jodi Peters	George Fox	2:26.2
Cheryl Kessler	Pacific Lutheran	2:26.3
Linda Robinson	Willamette	2:26.6
Diane Hinzman	Whitman	2:28.0
Laura LewAllen	Lewis and Clark	2:28.3
Cathy Rose	Willamette	2:28.4
Spring Alexander	Willamette	2:29.3
Susan Oatney	Willamette	2:30.6
Sarah Roy	Whitman	2:33.5

1500 meter run (5:04.7)

Kristy Purdy	Pacific Lutheran	4:43.8
Ann Jenck	Pacific Lutheran	4:44.2
Nancy Roley	George Fox	4:52.9
Colleen Calvo	Pacific Lutheran	4:54.9
Nancy Miller	Pacific Lutheran	4:55.6
Margie Morris	Willamette	4:56.8
Kara Crisifulli	Willamette	4:57.5
Denise Stoaks	Pacific Lutheran	4:58.0
Cathy Hanss	Lewis and Clark	4:58.8
Suzanne Tovrea	Linfield	4:59.6
Cecily McCowen	Willamette	5:03.3
Cathy Rose	Willamette	5:13.9
Susan Oatney	Willamette	5:17.3

3000 meter run (11:03.5)

Kristy Purdy	Pacific Lutheran	10:00.8
Ann Jenck	Pacific Lutheran	10:39.1
Corrine Calvo	Pacific Lutheran	10:40.5
Shelley James-Hopper	Linfield	10:42.7
Nadine Price	Linfield	10:44.7
Lee Ann McNerney	Pacific Lutheran	10:46.9
Nancy Miller	Pacific Lutheran	10:49.0
Kara Crisifulli	Willamette	10:50.6
Lora Sprague	Pacific Lutheran	10:52.0
Dana Stamper	Pacific Lutheran	10:56.9
Jennie Stodd	Lewis and Clark	10:57.4
Wendy Weidkamp	Lewis and Clark	11:00.5
Lori Wampach	Willamette	11:22.0
Roxy Cate	George Fox	12:00.2
Mona Phillips	Pacific	12:13.0

5000 meter run

Kristy Purdy	Pacific Lutheran	17:25.3
Lee Ann McNerney	Pacific Lutheran	18:33.6
Nadine Price	Linfield	18:34.0
Kara Crisifulli	Willamette	18:36.7
Lora Sprague	Pacific Lutheran	18:39.2
Corrine Calvo	Pacific Lutheran	18:47.7
Jennie Stodd	Lewis and Clark	19:15.0
Nancy Roley	George Fox	19:19.1
Dana Stamper	Pacific Lutheran	19:22.4
Nancy Roley	George Fox	19:19.1
Dana Stamper	Pacific Lutheran	19:22.4
Wendy Weidkamp	Lewis and Clark	20:21.9
Kathleen Gilsdorf	Willamette	21:52.0
Roxy Cate	George Fox	NT
Julie Gumz	Linfield	NT
Shelley James-Hopper	Linfield	NT
Julie Massey	Linfield	NT
Lori Wampach	Willamette	NT

100 meter hurdles (18.6)

Karen Bell	Pacific Lutheran	15.6
Michelle McArthur	Lewis and Clark	15.6
Heather Jahr	Pacific Lutheran	15.7
Cynthia Hoekstra	Willamette	15.9
Lori Lingle	Pacific Lutheran	16.4
Bobbi Jo Crow	Pacific Lutheran	17.1
Leslie Van Deusen	Willamette	17.2
Gayle Roth	Willamette	17.5
Katie Carney	Lewis and Clark	17.6
Esme Jensen	Lewis and Clark	18.2
Joyce Still	George Fox	18.5

400 meter hurdles (1:13.9)

Karen Bell	Pacific Lutheran	1:03.7
Gayle Roth	Willamette	1:06.5
Michelle McArthur	Lewis and Clark	1:06.7
Bobbi Jo Crow	Pacific Lutheran	1:08.0
Val Hurliman	George Fox	1:10.2
Lori Lingle	Pacific Lutheran	1:10.5
Cynthia Hoekstra	Willamette	1:10.6
Heather Jahr	Pacific Lutheran	1:12.9
Esme Jensen	Lewis and Clark	1:13.9
Joyce Still	George Fox	1:15.1
Leslie Van Deusen	Willamette	NT

440 Yard Relay

Willamette (Slavich, Moland, Klein, M. Robinson)	49.8 (M)
Pacific Lutheran (Kehoe, Zamelis, Jahr, Bell; Alt. Gustafson)	50.8 (M)
George Fox (Still, Mattson, Hurliman, Pitts)	51.7 (M)
Lewis and Clark (McArthur, Davis, Keene, Jensen)	51.9 (M)
Linfield (Preiss, Sanders, Hogue, Bell)	N.T.

Mile Relay

Pacific Lutheran (Stoaks, Kehoe, Zamelis, Bell; Alt. Johnson)	4:03.9 (M)
Willamette (Slavich, Roth, Klein, Morris)	4:09.4 (M)
George Fox (Pitts, Peters, Hurliman, Mattson)	4:10.2 (M)
Lewis and Clark (McArthur, Davis, Jensen, Hanss)	4:27.0 (M)

Shot Put (32' 4 1/2")

Colette Tompkins	Whitman	40' 1"
Dixie McCadden	Whitman	39' 9 1/2"
Kristie Albano	Pacific Lutheran	37' 10"
Rhoda Turcott	Whitman	37' 3 1/2"
Paula Wittenberg	George Fox	37' 1"
Chris Suess	Willamette	36' 5 1/2"
Barbara Crocker	Lewis and Clark	35' 11"
Theresa Church	Willamette	35' 10 3/4"
Jennifer Jacobi	Willamette	35' 8 3/4"
Maria Crouser	Linfield	33' 9"
Esme Jensen	Lewis and Clark	32' 10 1/2"
Connie McKenzie	Pacific Lutheran	32' 9"

Discus (94' 9 1/2")

Paula Wittenberg	George Fox	133' 11"
Kristi Albano	Pacific Lutheran	125' 10"
Rhoda Turcott	Whitman	123' 3"
Theresa Church	Willamette	122' 8"
Colette Tompkins	Whitman	122' 1"
Dixie McCadden	Whitman	118' 9"
Kawena Cushingham	Lewis and Clark	115' 2"
Chris Suess	Willamette	113' 10"
Barbara Crocker	Lewis and Clark	104' 7"
Connie McKenzie	Pacific Lutheran	101' 4 1/2"
Jennifer Jacobi	Willamette	99' 1"
Sharon Twietmeyer	Linfield	90' 0"

Javelin (97' 4 1/4")

Regina Norris	Pacific	141' 7"
Kathy Sanders	Linfield	135' 7"
Esme Jensen	Lewis and Clark	134' 5"
Jenny Larson	Whitman	127' 4"
Dee Anne Hogue	Linfield	124' 2"
Kawena Cushingham	Lewis and Clark	113' 3"
Vicki Baugh	George Fox	112' 0"
Melody Groeneveld	George Fox	111' 5"
Maria Crouser	Linfield	111' 0"
Diane Fox	Linfield	107' 0"
Gayle Roth	Willamette	102' 5"
Dixie McCadden	Whitman	101' 2"
Lori Lingle	Pacific Lutheran	101' 1"
Colleen Carter	Willamette	97' 11 1/2"
Linda Solomon	Willamette	97' 10"
Penny Perka	Whitman	94' 1"
Bobbi Jo Crow	Pacific Lutheran	94' 0"

Long Jump (14' 10 1/2")

Susi Chaffee	Pacific	17' 7 3/4"
Mary Robinson	Willamette	16' 11 1/4"
Melody Groeneveld	George Fox	16' 0"
Gayle Roth	Willamette	15' 5 3/4"
Esme Jensen	Lewis and Clark	15' 5"
Barb Sharts	Pacific Lutheran	15' 5"
Colleen Carter	Willamette	15' 1"
Bobbi Jo Crow	Pacific Lutheran	15' 0"
Carrie Keene	Lewis and Clark	14' 10 1/2"
Katie Carney	Lewis and Clark	14' 6 1/2"

High Jump (4' 9 1/2")

Esme Jensen	Lewis and Clark	5' 1 3/4"
Melody Groeneveld	George Fox	5' 0"
Kim Trinidad	Willamette	5' 0"
Gayle Roth	Willamette	4' 11"
Susan Buxton	Whitman	4' 10"
Susi Chaffee	Pacific	4' 10"
Sherry Wolfe	Pacific Lutheran	4' 10"
Tammy Moland	Willamette	4' 8"
Lori Lingle	Pacific Lutheran	4' 7 1/2"
Bobbi Jo Crow	Pacific Lutheran	4' 7 1/2"

GEORGE FOX COLLEGE/UNIV. OF PORTLAND/EASTERN OREGON STATE COLLEGE

Newberg, OR

April 3, 1983

EVENT	PLACE	SCHOOL	TIME/DISTANCE	POINTS	GFC	UofP	EOSC
WOMEN'S HIGH JUMP	1st Melody Groeneveld	GFC	4'6"	5			
	2nd Kay Mattson	GFC	3'8"	3	8/8	0/0	0/0
MEN'S HAMMER	1st Mark Westby	UofP	130'7"	5			
	2nd Nathan Whitham	GFC	127'1"	3			
	3rd Mike Watts	GFC	112'11"	2			
	4th Randy Kenfro	GFC	112'11"	1	6/6	5/5	0/0
WOMEN'S LONG JUMP	1st Julie Leslie	UofP	17'6"	5			
	2nd Melody Groeneveld	GFC	16'0"	3			
	3rd Ronnie Grotejohn	GFC	14'6"	2			
	4th Debbie Martin Vickie Baugh	EOSC	14'3 1/2" 13'0"	1	5/13	5/5	1/1
WOMEN'S SHOT	1st Molly Corrigan	UofP	38'5 1/2"	5			
	2nd Paula Wittenberg	GFC	36'5 1/2"	3			
	3rd Marie Furlong	UofP	30'7"	2	3/16	7/12	0/1
MEN'S SHOT	1st Mike Watts	GFC	41'8 3/4"	5			
	2nd John Negratti	UofP	41'5 1/2"	3			
	3rd Nathan Whitham	GFC	39'1"	2	7/13	3/8	0/0
WOMEN'S JAVELIN	1st Vicki Baugh	GFC	97'	5	5/21	0/12	0/1
WOMEN'S 400m RELAY	1st Nemarnik, Woseyka, Leslie, Siu	UofP	51.6	5			
	2nd Still, Hurliman, Pitts, Mattson	GFC	52.2	3	3/24	5/17	0/1
WOMEN'S 400m RELAY	1st Russell, Krauss, Jones, Smith	UofP	42.1	5	0/13	5/13	0/0
MEN'S HIGH JUMP	1st Owen James	GFC	6'6"	5			
	2nd Jim Caton	UofP	6'4"	3			
	3rd Jesse Vipperman	EOSC	6'0"	2			
	4th Keith Wigley	GFC	6'0"	1	6/19	3/16	2/2
STEEPLE- CHASE	1st Scott Ball	GFC	9:43.1	5			
	2nd John Gillespie	UofP	9:56.4	3			
	3rd Gary Gill	UofP	10:00.9	2	5/24	5/21	0/2

EVENT	PLACE	SCHOOL	TIME/DISTANCE	POINTS	GFC	UofP	EOSC
MEN'S LONG JUMP	1st Mike Hughes	UofP	22'6 $\frac{1}{2}$ "	5			
	2nd Ken McGee	EOSC	21'11 $\frac{1}{2}$ "	3			
	3rd Larry Conaway	EOSC	21'3 $\frac{1}{2}$ "	2			
	4th Steve Graham	GFC	20'5"	1	1/25	5/26	5/7
WOMEN'S 1500	1st Anne O'Leary	EOSC	4:46.4	5			
	2nd Kathy O'Connell	UofP	4:50.6	3			
	3rd Nancy Reley	GFC	4:52.9	2			
	4th Julie Richardson	EOSC		1	2/25	3/20	6/7
MEN'S 1500	1st Dan Quigley	UofP	4:01.1	5			
	2nd Joe Shannon	UofP	4:01.4	3			
	3rd Don Stearns	EOSC	4:03.1	2			
	4th Jay Johnson	UofP	4:03.7	1	0/25	9/35	2/9
WOMEN'S 100 HH	1st LeeAnn Holliman	UofP	16.5	5	0/26	5/25	0/7
MEN'S 110 HH	1st Scott Herber	UofP	15.4	5			
	2nd Mike Bergsrud	UofP	16.0	3			
	3rd Keith Wigley	GFC	16.7	2			
	4th Steve Byers	GFC	18.6	1	3/28	8/43	0/9
MEN'S POLE VAULT	1st Brent Heydel	GFC	14'0"	5			
	2nd Mike Dauter	UofP	11'0"	3			
	3rd Dave Elkins	GFC	11'0"	2	7/35	3/46	0/9
WOMEN'S 400	1st Valeria Horlman	GFC	1:01.6	5			
	2nd Lori Morgan	UofP	1:03.4	3			
	3rd Jodi Peters	GFC	1:03.9	2			
	4th Ann Sin	UofP	1:07.3	1	7/33	4/29	0/7
MEN'S 400	1st Mike Smith	UofP	48.7	5			
	2nd Mike Dickerson	UofP	50.7	3			
	3rd Mark Young	GFC	51.6	2			
	4th Kevin McCadden	EOSC	52.0	1	2/37	8/54	1/10
WOMEN'S 100	1st Lisa Pitts	GFC	12.9	5			
	2nd Nancy Nemarnik	UofP	13.1	3			
	3rd Joyce Still	GFC	13.9	2			
	4th Melody Groeneveld	GFC	14.7	1	8/41	3/32	0/7

EVENT	PLACE	SCHOOL	TIME/DISTANCE	POINTS	GFC	UofP	EOSC
MEN'S 100	1st Eric Krauss	UofP	10.8	5			
	2nd Dwayne Jones	UofP	11.3	3			
	3rd Dave Russell	UofP	11.5	2			
	4th Jeff Hoskisson	EOSC	11.6	1	0/37	10/64	1/11
MEN'S JAVELIN	1st Mike Watts	GFC	184'10"	5			
	2nd Owen James	GFC	169'1"	3			
	3rd Larry Conaway	EOSC	163'9"	2			
	4th Skip Holcombe	GFC	150'8"	1	9/46	0/64	2/13
WOMEN'S 800	1st Kelly Wosepka	UofP	2:19.9	5			
	2nd Kay Mattson	GFC	2:21.4	3			
	3rd Donna Kraemer	UofP	2:26.3	2			
	4th Barbara O'Keefe	EOSC	2:33.5	1	3/44	7/39	1/8
MEN'S 800	1st Marvin Stewart	EOSC	2:00.0	5			
	2nd Scott Ball	GFC	2:00.4	3			
	3rd Dan Quigley	UofP	2:01.0	2			
	4th Joe Bourg	UofP	2:02.1	1	3/49	3/67	5/18
MEN'S 400 IH	1st Mike Bergsrud	UofP	54.8	5			
	2nd Randy Renfro	GFC	57.7	3			
	3rd Scott Herber	UofP	58.0	2			
	4th Steve Byers	GFC	1:00.9	1	4/53	7/74	0/18
MEN'S TRIPLE JUMP	1st Mike Hughes	UofP	45'2 1/4"	5			
	2nd Larry Conaway	EOSC	42'8 1/2"	3			
	3rd Keith Wigley	GFC	40'8 3/4"	2			
	4th Steve Graham	GFC	39'9 1/2"	1	3/56	5/79	3/21
WOMEN'S 200	1st Lisa Potts	GFC	27.3	5			
	2nd Debbie Martin	EOSC	29.2	3			
	3rd Joyce Still	GFC	29.3	2			
	4th Margaret Kincaid	EOSC	32.3	1	7/51	0/39	4/12
MEN'S 200	1st Dwayne Jones	UofP	22.2	5			
	2nd Dave Russell	UofP	22.6	3			
	3rd Eric Krauss	UofP	22.9	2			
	4th Jeff Hoskisson	EOSC	23.2	1	0/56	10/89	1/22
WOMEN'S 3000	1st Janet VanFleet	UofP	10:12.36	5			
	2nd Kathy Keller	UofP	10:13.36	3			
	3rd Anne O'Leary	EOSC	10:34.69	2			
	4th Jamie Mitchell	UofP	10:46.09	1	0/51	9/48	2/14
	Nancy Roley	GFC	10:59.4				

EVENT	PLACE	SCHOOL	TIME/DISTANCE	POINTS	GFC	UofP	BOSC
MEN'S 5000	1st Paul Peloquin	UofP	15:10.7	5			
	2nd Don Stearns	BOSC	15:15.1	3			
	3rd Ty Strange	UofP	15:46.0	2			
	4th Jon Aday	GFC	15:59.9	1	1/57	7/96	3/25
WOMEN'S 1600 RELAY	1st Kraemer, Leslie, Morgan, Kelly	UofP	4:09.2	5			
	2nd Pitts, Peters, Hurliman, Mattson	GFC	4:10.2	3	3/54	5/53	0/14
WOMEN'S DISCUS	1st Francis McDonald	UofP	115' 5 1/2"	5			
	2nd Molly Corrigan	UofP	108' 5 1/2"	3			
	3rd Marie Furlong	UofP	105' 3"	2			
	4th Paula Wittenberg	GFC	87' 6 1/2"	1	1/55	10/63	0/14
MEN'S 1600m	1st Dickerson, Smith, Jones, Bergerud	UofP	3:19.3	5			
	2nd Renfro, Street, Moody, Young	GFC	3:31.2	3	3/60	5/101	0/25
MEN'S DISCUS	1st Mike Watts	GFC	142' 2"	5			
	2nd John Nelson	UofP	128' 2"	3			
	3rd Nathan Whitham	GFC	126' 7"	2	6/67	3/104	0/25

GEORGE FOX COLLEGE/LINFIELD COLLEGE/WHITMAN COLLEGE
WESTERN OREGON STATE COLLEGE/GEORGE FOX ALUMNI

Newberg, OR
April 9, 1983

EVENT	PLACE	SCHOOL	TIME/DISTANCE	POINTS	GFC	LC	WOSC	WC
WOMEN'S HIGH JUMP	1st Melody Groeneveld	GFC	4'8"	5				
	2nd Susan Burton	WC	4'8"	3				
	3rd Carolyn Marchand	WOSC	4'6"	2				
	4th Kathy Sanders	L	4'4"	1	5/5	1/1	2/2	3/3
WOMEN'S SHOT PUT	1st Dixie McCadden	WC	39'9½"	5				
	2nd Colette Tompkins	WC	38'1½"	3				
	3rd Paula Wittenberg	GFC	37'1"	2				
	4th Sheryl Ward	WOSC	36'8"	1	2/7	1/1	1/3	8/11
WOMEN'S 400m RELAY	1st Still-Mactson- Hurliman-Pitts	GFC	51.7	5				
	2nd Marchand-Wentzel- Sevell-Sandburg	WOSC	52.7	3				
	3rd Preiss-Sanders- Hogue-Bell	LC	DSQ	0	5/12	0/1	3/6	0/11
WOMEN'S LONG JUMP	1st Melody Groeneveld	GFC	16'0"	5				
	2nd Carolyn Marchand	WOSC	14'7"	3				
	3rd Bonnie Grotjohn	GFC	13'3 3/4"	2	7/19	0/1	3/9	0/11
MEN'S 400m RELAY	1st Kent-Tarpenning- Will-Drake	LC	42.9	5				
	2nd Byers-Young- Moody-James	GFC	43.8	3	3/3	5/5	0/0	0/0
MEN'S HAMMER THROW	Steve Curtis	A	160'5"					
	1st Glenn Hill	WOSC	146'8"	5				
	Craig Caster	Unat	141'1"					
	2nd Ron Miller	L	140'2"	3				
	3rd Brian Caster	L	132'4"	2				
	4th Nathan Whitham	GFC	128'8"	1	3/4	5/10	5/5	0/0
MEN'S STEEPLE	1st Kris Mueller	LC	9:34.0	5				
	2nd Scott Redman	WC	10:09.7	3				
	3rd Gary Borjesson	WC	10:20.5	2				
	4th Jon Aday	GFC	10:25.7	1	1/5	5/15	0/5	5/5
WOMEN'S 1500	1st Bridget Cooke	WOSC	4:50.2	5				
	2nd Nancy Tuley	GFC	5:00.3	3				
	3rd Nadine Price	LC	5:06.1	2				
	4th Diane Hinman	WC	5:13.7	1	3/2	2/3	5/14	1/12

EVENT	PLACE	SCHOOL	TIME/DISTANCE	POINTS	GFC	LC	WOSC	WC
MEN'S 1500	1st Jesse Gore	LC	3:56.2	5				
	2nd Mike Friess	LC	3:57.4	3				
	3rd Thaddeus McCament	WC	3:57.9	2				
	4th Lynn Purdue	WOSC	4:01.1	1	0/5	8/23	1/6	2/7
WOMEN'S 100 MH	1st Carolyn Marchand	WOSC	0:17.9	5				
	2nd Debbie Hixons	WOSC	0:18.6	3				
	3rd Joyce Skill	GFC	0:18.7	2	2/24	0/3	8/22	0/12
MEN'S HIGH JUMP	1st Owen James	GFC	6'4"	5				
	2nd Keith Wigley	GFC	5'10"	3				
	3rd Brent Heydel	GFC	5'10"	2				
	4th Brian Venema	WOSC	5'10"	1	0/15	0/23	1/7	0/7
MEN'S LONG JUMP	1st Mike Austin	LC	21'2 1/2"	5				
	2nd Kent Toornb	LC	20'6"	3				
	3rd Steve Graham	GFC	20'3 3/4"	2				
	4th Keith Wigley	GFC	20'2 3/4"	1	3/18	8/31	0/7	0/7
MEN'S 110 MH	1st Doug Raven	LC	15.7	5				
	2nd Karl Kelley	WOSC	16.3	3				
	3rd Arian Cage	WC	17.2	2				
	4th Keith Wigley	GFC	17.3	1	1/19	5/36	3/10	2/9
WOMEN'S 100m	1st Kay Mattson	GFC	1:01.3	5				
	2nd Karin Sandburg	WOSC	1:01.7	3				
	3rd Roger Gate	GFC	1:08.7	2	7/31	0/3	3/25	0/12
MEN'S 100m	1st Randy Drake	LC	50.3	5				
	2nd Mark Young	GFC	51.4	3				
	3rd Jim Boeckstieger	WC	52.4	2				
	4th Mike Ansel	WOSC	52.6	1	3/22	5/41	1/11	2/11
WOMEN'S 100m	1st Lisa Pitts	GFC	13.3	5				
	2nd Cathy Sevell	WOSC	13.7	3				
	3rd Lorraine Preiss	LC	14.0	2				
	4th Joyce Skill	GFC	14.3	1	6/37	2/5	3/28	0/12
MEN'S OLE AULT	1st Brent Heydel	GFC	12'6"	5				
	2nd Skip Bolcombe	GFC	11'0"	3				
	3rd Steve Graham	GFC	11'0"	2	10/32	0/41	0/11	0/11
MEN'S 50m	1st Greg Will	LC	11.2	5				
	2nd Norbert Solomon	WC	11.5	3				
	3rd Marcus Wilcox	WC	11.8	2				
	4th Jim Maddy	GFC	12.0	1	1/33	5/46	0/11	5/15

EVENT	PLACE	SCHOOL	TIME/DISTANCE	POINTS	GFC	LC	WOSC	WC
MEN'S SHOT PUT	1st Kelly Highberger	WOSC	48'11 $\frac{1}{2}$ "	5				
	2nd Mike Watts	GFC	39'5"	3				
	3rd Glenn Hill	WOSC	38'10 $\frac{1}{2}$ "	2				
	4th Dan Knausa	LC	38'3 $\frac{1}{2}$ "	1	3/36	1/47	7/18	0/16
WOMEN'S JAVELIN	1st Kathy Sanders	LC	129'6"	5				
	2nd Vicki Baugh	GFC	104'	3				
	3rd Jenny Larson	WC	102'3"	2				
	4th Dixie McCadden	WC	98'4"	1	3/40	5/10	0/28	3/15
WOMEN'S 800	1st Michelle Wentzel	WOSC	2:23.5	5				
	2nd Jodi Peters	GFC	2:27.9	3				
	3rd Nancy Roley	GFC	2:28.5	2				
	4th Sarah Roy	WC	2:36.6	1	5/45	0/10	5/33	1/16
MEN'S 800	1st Richard Bean	WC	1:54.9	5				
	2nd Jesse Gora	LC	1:58.2	3				
	3rd Thaddeus McCamant	WC	1:59.7	2				
	4th Chris VanCarteren	WOSC	2:00.1	1	0/36	3/50	1/19	7/23
WOMEN'S 400 M	1st Valerie Hurliman	GFC	1:10.2	5				
	2nd Debbie Hiron	WOSC	1:15.0	3				
	3rd Joyce Still	GFC	1:16.3	2				
	4th Carolyn Marchand	WOSC	1:19.4	1	7/52	0/10	4/37	0/16
MEN'S 400 M	1st Randy Reason	LC	55.4	5				
	2nd Randy Renfro	GFC	59.1	3				
	3rd Larry Schaeffer	WOSC	59.9	2				
	4th Steve Byers	GFC	60.0	1	4/40	5/55	2/21	0/23
MEN'S TRIPLE JUMP	1st Kent Tomb	LC	43'5"	5				
	2nd Mike Austin	LC	42'2 $\frac{1}{2}$ "	3				
	3rd Lee Reed	WOSC	42'1 $\frac{1}{2}$ "	2				
	4th Jeff Bowman	LC	40'4"	1	0/40	9/64	2/23	0/23
WOMEN'S 200	1st Lisa Pitts	GFC	27.7	5				
	2nd Kay Mattson	GFC	28.3	3				
	3rd Cathy Seuell	WOSC	28.5	2				
	4th Lorraine Preiss	LC	30.5	1	8/60	1/11	2/39	0/16
MEN'S 200	1st Greg Will	LC	22.4	5				
	2nd Norbert Solomonson	WC	22.9	3				
	3rd Mark Young	GFC	23.7	2				
	4th Jim Moody	GFC	23.7	1	3/43	5/69	0/23	3/26

EVENT	PLACE	SCHOOL	TIME/DISTANCE	POINTS	GFC	LC	WOSC	WC
MEN'S JAVELIN	1st Dan Scott	LC	199' 8 1/2"	5				
	2nd Russ Fagg	WC	188' 0"	3				
	3rd Mike Watts	GFC	184' 4"	2				
	4th Owen Jones	GFC	171' 5"	1	3/46	5/74	0/27	3/29
WOMEN'S 5000	1st Bridget Cooke	WOSC	17:43.9	5				
	2nd Suzanne Toures	LC	19:16.7	3				
	3rd Diane Hinman	WC	20:28.7	2	0/60	3/14	3/43	2/18
MEN'S 5000	1st David Mitchell	WC	15:06.3	5				
	2nd Glen Giovannetti	LC	15:11.9	3				
	3rd Frank Knight	WOSC	15:27.8	2				
	4th Scott Ball	GFC	15:58.3	1	1/47	3/77	2/25	5/34
WOMEN'S 1600 RELAY	1st Pitts-Peterson- Murlin-Matsson	GFC	4:15.8	5				
	2nd Cooke-Sandberg- Jarolnik-Wentzel	WOSC	4:25.5	3				
	3rd Grotjohn-Groenewald- Roley-Sate	GFC	Non count	0	5/65	0/14	3/46	0/16
MEN'S 1600 RELAY	1st Reason-Kent- Will-Drake	LC	3:27.3	5				
	2nd	WC	3:28.7	3				
	3rd Young-Renfrow- James-Moody	GFC	3:32.0	2	2/49	5/82	0/25	3/37
WOMEN'S DISCUS	1st Paula Wittenberg	GFC	118' 11"	5				
	2nd Rhoda Turcott	WC	116' 3"	3				
	3rd Colette Tompkins	WC	101' 8"	2				
	4th Sandy McCart	WOSC	97' 8"	1	5/70	0/14	1/47	5/23
MEN'S DISCUS	1st Mike Watts	GFC	134' 4"	5				
	2nd Brian Caster	LC	125' 8"	3				
	3rd Dan Krauss	LC	124' 1"	2				
	4th Nathan Whitham	GFC	122' 8"	1	6/56	5/87	0/25	0/37

GEORGE FOX COLLEGE/WILLAMETTE UNIVERSITY/PACIFIC UNIVERSITY

Newberg, Oregon

April 15, 1983

EVENT	PLACE	SCHOOL	TIME/DISTANCE	POINTS	GFC	WU	PU
WOMEN'S SHOT PUT	1st Chris Sness	WU	36'5 1/2"	5			
	2nd Paula Wittenberg	GF	36'5"	3			
	3rd Jennifer Jacob	WU	34'10"	1	3/3	6/6	
WOMEN'S HIGH JUMP	1st Melody Groenwald	GF	4'10"	5			
	2nd Trinidad	WU	4'10"	3			
	3rd Susi Chaffee	PU	4'8"		5/8	3/9	
MEN'S HAMMER	1st Don Backman	WU	142'9"	5			
	2nd Goergen	WU	137'9"	3			
	3rd Gorman	WU	123'9"	2			
	4th Nathan Whitman	GF	123'3"	1	1/1	10/10	0/0
WOMEN'S 400m RELAY	1st Slavich, Moland, Klein, Robinson	WU	51.2	5			
	2nd Seill, Mattson, Hurliman, Pitte	GF	52.4	0	0/8	5/14	
MEN'S 400m RELAY	1st Ofori, Johnson, Lipke, Elliott	WU	43.6	5			
	2nd Beener, Stewart, Whitmire, Torquato	PU	44.5	3	0/1	5/15	3/3
MEN'S LONG JUMP	1st Ofori	WU	22'8"	5			
	2nd Mark Lipke	WU	21'4 3/4"	3			
	3rd Steve Graham	GF	21'0"	2			
	4th Keith Wigley	GF	20'9 1/2"	1	3/4	8/23	0/3
MEN'S STEEPLECHASE	1st Mark Holmlund	WU	9:43.3	5			
	2nd Scott Ball	GF	9:51.4	3			
	3rd Matt Wells	Unat	10:12.2		3/7	5/28	0/3
WOMEN'S 1500	1st Nancy Bolay	GF	5:03.2	5			
	2nd Cecily McCowen	WU	5:15.0	3			
	3rd Cathy Rose	WU	5:21.9	1	5/13	4/18	
MEN'S 1500	1st David Lewis	WU	4:03.0	5			
	2nd Kevin O'Connor	WU	4:03.3	3			
	3rd Greg Mackie	WU	4:05.1	2			
	4th Jeff Tadlock	GF	4:09.2	1	1/8	10/38	0/3
MEN'S 110 HURDLE	1st Dave Grune	WU	15.3	5			
	2nd Keith Wigley	GF	16.4	3			
	3rd Steve Spere	GF	17.1	2	5/13	5/43	0/3

EVENT	PLACE	SCHOOL	TIME/DISTANCE	POINTS	GFC	WU	PU
WOMEN'S 100 M	1st Cynthia Hoekstra	WU	16.0	5			
	2nd Gayle Roth	WU	17.5	3			
	3rd Joyce Still	GF	18.5	1	1/14	8/26	
WOMEN'S 400m	1st Valerie Karlman	GF	1:01.8	5			
	2nd Spring Alexander	WU	1:04.1	3			
	3rd Cathy Jones	WU	1:04.4	1	5/19	4/30	
MEN'S SHOT	1st Dave Novotney	WU	48'8"	5			
	2nd Todd Georgan	WU	47'9"	3			
	3rd Don Backman	WU	46'15"	2			
	4th Mike Watters	GF	42'11"	1	1/14	10/53	0/3
MEN'S 400	1st Jeff Johnson	WU	48.8	5			
	2nd Mark Young	GF	51.3	3			
	3rd Mark Stewart	PU	53.7	2			
	4th Wayne Whitnire	PU	55.0	1	3/17	5/58	3/6
MEN'S HIGH JUMP	1st Owen James	GF	6'6"	5			
	2nd Phil Hayes	WU	6'4"	3			
	3rd Jon Gabriel	WU	6'2"	2	5/22	5/63	0/6
	4th	GF	5'7"				
WOMEN'S 100m	1st Jessica Slavich	WU	12.5	5			
	2nd Tanny Moland	WU	12.6	3			
	3rd Lisa Pickett	GF	12.7	1	1/20	8/38	
WOMEN'S 800	1st Kay Mattson	GF	2:21.3	5			
	2nd Margie Morris	WU	2:22.3	3			
	3rd Jodi Peters	GF	2:26.2	1	6/26	3/41	
MEN'S 100m	1st Richard Torquato	PU	10.8	5			
	2nd Mark Lipke	WU	11.2	3			
	3rd Jim Moody	GF	11.2	2			
	4th Sid Elliott	WU	11.4	1	2/26	4/67	5/11
MEN'S 800	1st Andre Hajnal	WU	1:58.5	5			
	2nd Charlie Mitchell	WU	1:58.9	3			
	3rd Scott Ball	GF	2:00.2	2			
	4th Jerry Street	GF	2:01.7	1	3/27	8/75	0/11
WOMEN'S 400 M	1st Joyce Still	GF	1:15.1	5			
	Cindy Finks	WB	1:16.7		5/31	0/41	
MEN'S 400 M	1st Dave Crume	WU	57.5	5			
	2nd Randy Benfro	GF	58.1	3			
	3rd Steve Byers	GF	59.7	2	5/32	5/80	0/11
MEN'S POLE VAULT	1st Brent Haydel	GF	14'6"	5			
	2nd Jon Gabriel	WU	13'6"	3			
	3rd Mike Kastelecky	PU	13'0"	2			
	4th Mike Spurr	WU	12'0"	1	5/37	4/84	2/13

EVENT	PLACE	SCHOOL	TIME/DISTANCE	POINTS	GNC	WU	PU
WOMEN'S LONG JUMP	1st Cindy Bulks	Unat	17'7 1/2"				
	2nd M. Robinson	WU	16'11 1/2"	5			
	3rd Susi Chaffee	PU	16'7 1/2"				
	4th Melody Groeneveld	GF	15'5 3/4"	3	3/34	6/46	2
WOMEN'S JAVELIN	1st Bert Hendrix	PU	201'2"	5			
	2nd Mike Watts	GF	197'2"	3			
	3rd Orea James	GF	182'4"	2			
	4th Mike Lipke	WU	162'6"	1	5/42	1/65	5/18
WOMEN'S JAVELIN	1st Regina Morris	PU	141'				
	2nd Vickie Raugh	GF	111'6"	5			
	3rd Melody Groeneveld	GF	111'5"	3			5
	4th Carter	WU	90'9"	1	8/42	1/47	
WOMEN'S 200m	1st Jessica Slavich	WU	26.0	5			
	2nd Lisa Pitta	GF	26.5	2			
	3rd Tanny Moland	WU	26.5	2	2/44	7/54	
WOMEN'S 400m	1st Rick Torquato	WU P	22.5	5			
	2nd Mark Young	GF	22.7	3			
	3rd Sid Elliott	WU	22.8	2			
	4th Jeb Smythe	WU	23.1	1	3/45	3/68	0/23
WOMEN'S 800m	1st Nancy Raley	GF	10:55.9	5			
	2nd Tara Aleifullii	WU	11:29.4	3			
	3rd Tara Spock	WU	12:02	1	5/49	4/53	
WOMEN'S 5000	1st Tara Spock	WU	15:41.1	5			
	2nd Tara Spock	GF	16:07.7	3			
	3rd Tara Spock	GF	16:27.5	2	5/30	5/43	0/23
WOMEN'S DISCUS	1st Paula Martensberg	GF	133'9"	5			
	2nd Teresa Church	WU	121'	3			
	3rd Chris Sweeney	WU	108'7"	1	5/51	4/42	
WOMEN'S 1600 HURDLE	1st Mike Peters						
	2nd Marlinen, Mattson	GF	4:10.5	5	5/59	0/43	
WOMEN'S TRIPLE JUMP	1st Mark Lipke	WU	44'10 1/2"	5			
	2nd Keith Wigley	GF	41'2 1/2"	3			
	3rd Steve Graham	GF	40'4 1/2"	2	5/58	5/48	0/23
WOMEN'S 1600	1st Elliott, Mitchell						
	2nd Royal, Johnson	WU	3:23.1	5			
	3rd Royal, Johnson	GF	3:29.6	3	3/51	5/403	0/23
	4th Mike Watts	GF	148'2"	5			
	5th Mike Watts	WU	135'6"	3			
	6th Mike Watts	WU	133'8"	2			
	7th Mike Watts	WU	132'6"	1	5/63	6/109	0/23

National Association of Intercollegiate Athletics



OFFICIAL STATISTICS

NAIA TRACK
FINAL REPORT

1221 Baltimore, Kansas City, Missouri 64105

Hot Line (816) 842-7979

(816) 842-5050 May 16, 1983

NAIA/Miller's 'Lite' Track & Field Report
()=NAIA Qualifying Mark/w=Wind Aided/y=Yards
All Marks are Automatic Times

All Running Events Are In Meters Unless Otherwise Noted
All Capitals Denote Season Performances Surpassing National Record

MEN'S DIVISION

<u>100 METER DASH (:10.64) NAIA RECORD -</u>	<u>:10.24</u>
Lee Roy Delk, Hampton Institute VA	:10.31
Innocent Egbunike, Azusa Pacific CA	:10.34
Darryl Skinner, Hampton Institute VA	:10.34
Johnell Sloan, Central State OK	:10.45
Percy Williams, College of Azarks AR	:10.48
Rodney Hawkins, Central State OK	:10.50
Morichal Seymore, Edward Waters FL	:10.52
Willie Pinkney, Edward Waters FL	:10.52
Anthony Daniels, Ouachita Baptist AR	:10.53
Barry Ford, Central Arkansas	:10.53
Wade Hunt, Panhandle State OK	:10.54
Willie Joe, McMurry TX	:10.54
Will James, Southern Utah State	:10.54
George Pone, Pembroke State NC	:10.54
Dennis Woodberry, Southern Arkansas	:10.54
Willie Dodd, Wayland Baptist TX	:10.58
Darrell Wiley, Johnson C. Smith NC	:10.59

<u>200 METER DASH (Cont'd)</u>	
Norman Brown, Wayland Baptist TX	:21.54
Willie Dodd, Wayland Baptist TX	:21.54
Barry Davis, Virginia State	:21.61

<u>400 METER DASH (:47.64) NAIA RECORD -</u>	<u>:45.38</u>
Willie Hudson, Alcorn State MS	:46.34
Innocent Egbunike, Azusa Pacific CA	:46.84
Robert Brown, Hampton Institute VA	:47.00
Jessie McCallister, Alcorn State MS	:47.59
Rick Brown, Saginaw Valley State MI	:47.80
Cecil Bland, Southern Arkansas	:47.84
W. Baker, St. Augustine's NC	:48.00
Byron Bailey, Central Arkansas	:48.04
Terry Ware, Southern Arkansas	:48.04
Victor Baptiste, Francis Marion SC	:48.31
Perry Briggs, Panhandle State OK	:48.34
Norman Brown, Wayland Baptist TX	:48.39
John Kaay, Simon Fraser CAN	:48.41
Ben Major, Pembroke State NC	:48.44
John Sherman, Alcorn State MS	:48.44
Calvin Dilworth, Southern Colorado	:48.45
Lloyd Benson, Lubbock Christian TX	:48.54
Keith McCarty, Moorhead State MN	:48.62
Orville, Peterson, Campbell NC	:48.64

<u>800 METERS (1:50.84) NAIA RECORD</u>	<u>1:47.02</u>
Mel Trahen, Prairie View A&M TX	1:50.72
Marshall Livingstone, Hampton Inst. VA	1:50.38
Kenneth Fisher, Hampton Institute VA	1:50.68
Ernest Bell, Prairie View A&M TX	1:50.72
Rick Brown, Saginaw Valley State MI	1:50.75
Charles White, Saginaw Valley State MI	1:51.29
Ken Plude, Saginaw Valley State MI	1:51.59
Mike Michno, Hillsdale MI	1:52.04
M. Weir, St. Augustine's NC	1:52.46
Mark Adair, Oklahoma Baptist	1:52.49

<u>200 METER DASH (:21.64) NAIA RECORD -</u>	<u>:20.24</u>
Innocent Egbunike, Azusa Pacific CA	:20.69
Willie Hudson, Alcorn State MS	:20.88
LeeRoy Delk, Hampton Institute VA	:21.10
Dennis Woodberry, Southern Arkansas	:21.13
Anthony Daniels, Ouachita Baptist AR	:21.19
D. Parker, St. Augustine's NC	:21.24
George Pone, Pembroke State NC	:21.24
Sammy Epps, Southern Arkansas	:21.27
Aaron Lang, Pittsburg State KS	:21.27
Anthony Granville, Prairie View A&M TX	:21.30
Darryl Skinner, Hampton Institute VA	:21.42
Ken McMillan, Pembroke State NC	:21.44
Anthony Daniels, Ouachita Baptist AR	:21.47
Will James, Southern Utah State	:21.48
Quinton Fughan, Virginia State	:21.50
Percy Williams, College of Ozarks AR	:21.51
Craig Tatum, Saginaw Valley State MI	:21.51

-more-

-more-

<u>400 METER HURDLES (:52.64) NAIA RECORD -</u>	<u>:50.17</u>
ED BROWN, SAGINAW VALLEY STATE MI	:49.77
Robert Brown, Hampton Institute VA	:51.82
Thaddeus Gamble, Prairie View A&M TX	:51.83
Gene Scholl, Saginaw Valley State MI	:52.20
Marshall Carter, Johnson C. Smith NC	:52.59
Mike Martinez, Azusa Pacific CA	:52.60
Dishoungh White, Central Arkansas	:53.09
Darick Bradley, Pembroke State NC	:53.35
Dishoungh White, Central Arkansas	:53.42
Ted Campbell, Azusa Pacific CA	:53.54
Markeef Fluellen, Tarleton State TX	:53.56
Nicholas Kinaiyo, Southern Utah State	:53.62
D. Clarke, St. Augustine's NC	:53.64

<u>MARATHON (2:32.14.0) NAIA RECORD -</u>	<u>2:21.38.53</u>
KEN CRAYCRAFT, MALONE OH	2:19.23.0
NIC MANCIV, ST. THOMAS MN	2:19.31
DAVE SLADEK, SOUTH DAKOTA TECH	2:21.00
Kris Mueller, Linfield OR	2:24.08
Johnnie Engelhardt, Liberty Baptist VA	2:25.18
Eric Woodard, Oklahoma Baptist	2:25.33
Jeff Langden, Belmont TN	2:26.57
Chris Spitz, California Lutheran	2:27.30
Brad Nick, Midland NE	2:28.24
Misa Fossas, Brandeis MA	2:28.46
John Lisak, Manchester IN	2:29.22
Arron Martinez, Azusa Pacific CA	2:29.31
Paul Mattson, Lewis & Clark OR	2:29.36
Pat Flanigan, Southwestern KS	2:30.15
Glen Giovannetti, Linfield OR	2:30.28
Jim Brackeen, Central State OK	2:31.06
George Patriarca, Brandeis MA	2:32.02
Brady Wells, Hanover IN	2:32.51
Ken Hughes, Cumberland KY	2:40.14

<u>400 METER RELAY (:41.54) NAIA RECORD -</u>	<u>:40.03</u>
St. Augustine's NC	:40.33
Hampton Institute VA	:40.89
Azusa Pacific CA	:40.97
Southern Arkansas	:41.04
Wayland Baptist TX	:41.17
Pembroke State NC	:41.31
Virginia State	:41.54
Ouachita Baptist AR	:41.72
Edward Waters FL	:41.74
Adams State CO	:41.84
Panhandle State OK	:42.01
Central State OK	:42.03
Johnson C. Smith NC	:42.14
Lubbock Christian TX	:42.16
California Lutheran	:42.20
Lubbock Christian TX	:42.20

<u>1600 METER RELAY (3:12.14) NAIA RECORD -</u>	<u>3:05.40</u>
Azusa Pacific CA	3:10.47(mi)
Prairie View A&M TX	3:10.22
St. Augustine's NC	3:11.30
Saginaw Valley State MI	3:11.38
Southern Arkansas	3:11.58
Alcorn State MS	3:12.34
Johnson C. Smith NC	3:13.34(mi)
Wayland Baptist TX	3:13.34(mi)
Hampton Institute VA	3:13.13
Pembroke State NC	3:14.44

<u>DECATHLON (6819) NAIA RECORD -</u>	<u>7551</u>
ORVILLE PETERSON, CAMPBELL NC	7783
Doug Loisel, Azusa Pacific CA	7519
Marty Monea, Point Loma CA	7226
Phil Schot, Pacific Lutheran WA	7157
Ernie White, Campbell NC	6981
Doug Murry, Defiance OH	6954
Ted Campbell, Azusa Pacific CA	6919
Shane Paynter, Azusa Pacific CA	6868
Brad Rush, Malone OH	6760
Tim Payne, Azusa Pacific CA	6750
Jeff Neubauer, Western Washington	6744
Mark Elliston, Oklahoma Baptist	6673
David Crume, Willamette OR	6659
Matt Carney, California Lutheran	6741
Tracy Tuttle, Fort Hays State KS	6615
Les Davis, Arkansas-Monticello	6486
Darren Harsir, Doane NE	6433
Sam Tilton, Azusa Pacific CA	6384
Rick Tucker, Park MO	6344
Kurt Kremke, Doane NE	6251
Paul Menter, Pacific Lutheran WA	6241

<u>LONG JUMP (24) NAIA RECORD -</u>	<u>26-6½ (8.09)</u>
Tom Weatherspoon, WI-Stevens Point	25-0½
David McFadger, Virginia State	24-11½
Sammy Epps, Southern Arkansas	24-11½
Orville Peterson, Campbell NC	24-9
Ray Smith, Wayland Baptist TX	24-5½
Aaron Sampson, Southern Utah State	24-5
Derech Strickland, Virginia State	24-4½
T. Leach, St. Augustine's NC	24-3½
Anthony Daniels, Ouachita Baptist AR	24-3
Mike Henson, Central Arkansas	24-3
Todd Wallert, Hamline MN	24-2
Ralph Humphrey, Fort Hays State KS	24-1 3/4
Charlie Donnelly, Hampton Institute VA	24-1½
M. Bynum, St. Augustine's NC	24-0½
Steve Hughes, Ouachita Baptist AR	24-¼
Nick Kohler, Adams State CO	24-0

HAMMER (Cont'd)

John Robinson, Saginaw Valley State MI	169-10
P. J. Jackson, Azusa Pacific CA	168-2
Tim Shannon, Pacific Lutheran WA	167-2

WOMEN'S DIVISION100 METER DASH (:12.24) NAIA RECORD - :11.82

SHELIA LABOME, PRAIRIE VIEW A&M TX	:11.22
JESSICA FERGUSON, JOHNSON C. SMITH NC	:11.54
PAM FLOYD, PRAIRIE VIEW A&M TX	:11.74
LURA DUNN, TARLETON STATE TX	:11.75
DEIRDRE JACKSON, PRAIRIE VIEW A&M TX	:11.81
Cathy Donald, Panhandle State OK	:11.84
Patsy Sanchez, Pan American TX	:11.90
Easter Gabriel, Prairie View A&M TX	:11.93
Lorie Risenhoover, Adams State CO	:11.94
D. Dave, St. Augustine's NC	:12.03
Collene farrow, Johnson C. Smith NC	:12.03
C. Williams, St. Augustine's NC	:12.06
JoAnn Turner, Hampton Institute VA	:12.20
Linda Lockyer, Simon Fraser CAN	:12.24
Wendy Thompson, Marquette WI	:12.24

200 METER DASH (:25.04) NAIA RECORD - :23.98

EASTER GABRIEL, PRAIRIE VIEW A&M TX	:23.80
Regina Bennett, Prairie View A&M TX	:24.00
Shelie LaBome, Prairie View A&M TX	:24.12
Lynn Gamble, Prairie View A&M TX	:24.13
Melba Lockett, Wayland Baptist TX	:24.27
Deirdre Jackson, Prairie View A&M TX	:24.34
Pam Floyd, Prairie View A&M TX	:24.46
Myra Bennett, Dist. of Columbia DC	:24.54
Jessica Ferguson, Johnson C. Smith NC	:24.74
A. Dooley, St. Augustine's NC	:24.92
Lorie Risenhoover, Adams State CO	:24.94
Elizabeth Bernard, Prairie View A&M TX	:24.94
Collene Farrow, Marquette WI	:24.95
pat Achterhoff, Northwestern IA	:25.04
Val McCall, Dist. of Columbia DC	:25.08

400 METER DASH (:57.84) NAIA RECORD - :52.53

Easter Gabriel, Prairie View A&M TX	:53.04
Sheila LaBome, Prairie View A&M TX	:54.32
Norrie McAfee, Prairie View A&M TX	:54.77
Julie Jenkins, Adams State CO	:55.97
Sandra Robinson, Prairie View A&M TX	:56.84
Pat Achterhoff, Northwestern IA	:56.84
Sheila Ingram, St. Augustine's NC	:57.05
Karen Calvin, Prairie View A&M TX	:57.07
Cynthia Bosie, Prairie View A&M TX	:57.24
Jeannette Palmer, Hampton Institute VA	:57.34
Corinna Lee, Simon Fraser CAN	:57.44
Angela Dooley, St. Augustine's NC	:57.65

800 METERS (2:16.04) NAIA RECORD - 2:12.05

LILLIE TAYLOR, PRAIRIE VIEW A&M TX	2:10.25
LEAH PELLIS, SIMON FRASER CAN	2:10.74
Cynthia Bosie, Prairie View A&M TX	2:12.19
Mary Sedall, Adams State CO	2:13.04
Paula Behrendt, Moorhead State MN	2:13.36
Regina Bennett, Prairie View A&M TX	2:14.45
Brynette Smith, Prairie View A&M TX	2:14.49
Maura Bookout, Azusa Pacific CA	2:15.12
Denise Levy, St. Augustine's NC	2:15.31
Kris Keyser, Marquette WI	2:15.34
Kim Pfaffle, WI-LaCrosse	2:15.42
Cathy Schmidt, Saginaw Valley State MI	2:15.74
Kelly Vasold, Saginaw Valley State MI	2:15.78
Beth Olson, Marquette WI	2:16.24
Cyndy Short, St. Mary's IN	2:16.93
Mary Kastelic, WI-LaCrosse	2:16.99

1500 METERS (4:47.04) NAIA RECORD - 4:32.35

LEAH PELLIS, SIMON FRASER CAN	4:26.44
CATHY SCHMIDT, SAGINAW VALLEY STATE MI	4:32.26
Pam Harty, Moorhead State MN	4:34.73
Glynn Watt, Puget Sound WA	4:35.94
Lorie Moreno, Adams State CO	4:37.37
Carolyn Shields, WI-Eau Claire	4:38.54
Lillie Taylor, Prairie View A&M TX	4:38.69
Denise Falzone, Adams State CO	4:39.04
Heather Sullivan, Puget Sound WA	4:40.36
Maura Bookout, Azusa Pacific CA	4:42.42
Marla Miller, Manchester IN	4:42.62
Bryette Smith, Prairie View A&M TX	4:42.94
Deanna Marchello, WI-Eau Claire	4:43.24
Kate Somers, WI-Eau Claire	4:43.54
Colleen Booms, Saginaw Valley State MI	4:43.94
Kristy Purdy, Pacific Lutheran WA	4:44.04
Anne Jenck, Pacific Lutheran WA	4:44.44
Cyndy Short, St. Mary's IN	4:45.86
Anne O'Leary, Eastern Oregon	4:46.64

5,000 METERS (18:15.04) NAIA RECORD - 16:46.97

Kate Webb, Marquette WI	16:54.0
Luane Hottinger, Marquette WI	17:00.1
Deanna Marchello, WI-Eau Claire	17:19.74
Julie Schultz, Marquette WI	17:20.3
Tori Neubauer, WI-LaCrosse	17:24.56
Kristy Purdy, Pacific Lutheran WA	17:25.3
Leslie Tomlinson, Simon Fraser CAN	17:27.0

-more-

400 METER RELAY (Cont'd)

Central Washington	:49.64
WI-Eau Claire	:49.64
Tarleton State TX	:49.74
Northwest Nazarene ID	:49.74
Saginaw Valley State MI	:49.94

1600 METER RELAY (3:54.04) NAIA RECORD - 3:37.82

PRAIRIE VIEW A&M TX	3:34.00
Adams State CO	3:48.24
St. Augustine's NC	3:49.30
Simon Fraser CAN	3:55.14
Hampton Institute VA	3:57.54
Saginaw Valley State MI	3:59.24
WI-Eau Claire	4:01.44
Pan American TX	4:02.19
Kearney State NE	4:04.34
Moorhead State MN	4:05.36
Western Washington	4:05.44

MEDLEY RELAY (1:50.04) NAIA RECORD - 1:39.32

PRAIRIE VIEW A&M TX	1:38.76
Adams State CO	1:44.44
Midland NE	1:49.14
District of Columbia, DC	1:49.89
WI-Eau Claire	1:50.64
Kearney State NE	1:51.44
Wayne State NE	1:51.64
Nebraska Wesleyan	1:52.34
Northwest Nazarene ID	1:53.84
Iowa Wesleyan	1:54.04
Doane NE	1:54.74
Dordt IA	1:54.90

HEPTATHLON (must complete one) NAIA RECORD- NEW

Amanda Abshire, Adams State CO	4951
Kari Kramme, Midland NE	4908
Beth Owens, California Lutheran	4792
Lesia Hicks, Arkansas-Monticello	4721
Joanna Wiggin, Manchester IN	4639
Charlotte Nelson, Southwest State MN	4562
Anne Wiggin, Manchester IN	4459
Karen Martin, Midland NE	4441
Leanne Plum, Campbell NC	4361
Lona Joslin, Central Washington	4344
Lark Durnell, Chadron State NE	4332
Desiree Witter, WI-LaCrosse	4318
Jennifer Schwartz, Western Washington	4267
Esme Jensen, Lewis & Clark OR	4262
Bonnie Stehik, Concordia NE	4258
Karyn Bignell, Northwest Nazarene ID	4222
Sharon Mirndth, WI-LaCrosse	4172
Lori Houtz, Kearney State NE	4131
Wendy Malich, Western Washington	4110
Sherry Hill, Bemidji State MN	4093

HEPTATHLON (Cont'd)

Deb Meyer, Moorhead State MN	4059
Andrea Janicek, Fort Hays State KS	4054

LONG JUMP (18-2) NAIA RECORD - 19-6 3/4 (5.9)

SABRINA DOUGLAS, ST. AUGUSTINE'S NC	20-1
LORI RISENHOOVER, ADAMS STATE CO	20-1
DEMETRA FORT, WAYLAND BAPTIST TX	19-10 3/4
LYNN GAMBLE, PRAIRIE VIEW A&M TX	19-10 1/2
EASTER GABRIEL, PRAIRIE VIEW A&M TX	19-10 1/2
Jami Shores, Wayland Baptist TX	19-5
Patricia Davis, St. Augustine's NC	19-2 1/2
Deirdre Jackson, Prairie View A&M TX	19-0 3/4
Tomasina Bush, Hampton Institute VA	19-0
Brenda James, Arkansas College	18-9 1/2
Karen Calvin, Prairie View A&M TX	18-8 1/2
Anna Martinez, pan American TX	18-6 1/2
Alette Johnson, Central State OK	18-4
Kari Kramme, midland Lutheran NE	18-1 1/2
Sharon Jamison, Arkansas-Monticello	18-0

HIGH JUMP (5-4) NAIA RECORD - 5-10 1/2 (1.79)

LEANNA JACKSON, ADAMS STATE CO	5-11
Lynn Richmond, St. Augustine's NC	5-8 1/2
Kay Young, Tarleton State TX	5-8
Cindy Pool, Southern Colorado	5-8
Kristi Dees, Western Washington	5-7 1/2
Jennifer Schwartz, Western Washington	5-7 1/2
Kelly Keene, Central Washington	5-6
Michele Hebbard, Southern Utah State	5-6
Ronda Rawlings, Hampton Institute VA	5-6
Vanessa Smith, Winston Salem NC	5-6
Amanda Abshire, Adams State CO	5-6
Wendy Schroeder, Kearney State NE	5-6
Connie Beckwith, Wayland Baptist TX	5-6
Tami Hamner, Simon Fraser CAN	5-5 1/2
Vicki Wamberg, Wayne State NE	5-5
Kristin Erickson, Jamestown ND	5-5
Lynn Postma, Dordt IA	5-5
Anne Wiggin, Manchester IN	5-4 1/2

SHOT PUT (41-5) NAIA RECORD - 47-1 1/2 (14.36)

KAREN WADDELL, PRAIRIE VIEW A&M TX	51-3 1/2
LUANN SODERLING, NEBRASKA WESLEYAN	47-9 1/2
Cindy Lensmire, WI-LaCrosse	47-1
Michelle Stahl, Jamestown ND	45-4
Loretta Fidel, Adams State CO	45-4
Janette Poirier, St. Augustine's NC	44-11
Vandora Wilson, Fort Hays State KS	44-4
Elizabeth Ruffin, Prairie View A&M TX	44- 1/2
Sue Maceroni, Saginaw Valley State MI	44- 1/2
Gay Homphill, Wayland Baptist TX	43-11
Vandora Wilson, Fort Hays State KS	43-10 1/2
Betsy Skibyak, Panhandle State OK	43-4
Karrie McNair, Hillsdale MI	42-11 1/2

WOMEN'S RESULTS

440 Yd Relay

Willamette	50.9
U of Portland	51.7
P L U	
W O S C	
Lewis & Clark	
Mt Hood	
Linfield	
Chemeketa	

1500 Meters

Janet Beaudry	Mt Hood	4:49.2
Anne Jenck	PLU	4:57.7
LeeAnn McNerney	PLU	5:05.1
Teresa Bachman	U of P	5:06.4
Shannon O'Malley	LCC	5:07.1
Nancy Miller	PLU	5:07.6
Shirley Gregersen	LCC	5:12.4
Cathy Rose	WILL	5:13.9
Susan Oatney	WILL	5:17.3
Lynn Barrett	PSU	5:18.3
Laura Lewallem	LC	5:19.6
Mona Phillips	PU	5:39.8
Patty Ortiz	LIN	5:45
Felicia Manley	LIN	5:58.9
Betsy Kavanaugh	Lin	6:18.7

400 M Women Heat 1

1	Kelly Wosepka	UP	59.4
2	Suzie Thompson	Clack	1:01.6
3	Karin Sandberg	WOSC	1:02.3
4	Michelle Wentzel	WOSC	1:05.4
5	Cathy Jones	Will	1:05.4
6	Sara Worsham	LC	1:05.5
7	Ann Siu	UofP	1:07.5
8	Sherrie Wolfe	PLU	1:07.8

Heat 2

1	Juanita Nelson	Lane	1:00.6
2	Lori McFarland	L-B	1:03.6
3	Anna Durand	MtHood	1:05.6
4	Shelley Deuel	MtHood	1:06.7

Long Jump

1	Julie Leslie	UP	16'5 $\frac{1}{2}$ "
2	Arlene Young	WOSC	15'11 $\frac{3}{4}$ "
3	Suzi Chaffee	PU	15'10"
4	Carrie Keene	LC	14'1 $\frac{1}{4}$ "
5	Colleen Carter	WU	13'11 $\frac{3}{4}$ "
6	Katy Carney	LC	13'10 $\frac{1}{2}$ "
7	Nan Case	Chem	13'7"
8	Theresa Smith	Lin	13'6 $\frac{1}{2}$ "

Shot Put

1	Parshall	Mt Hood	39'5"
2	Sudal	Mt Hood	38'12 $\frac{1}{2}$ "
3	Ward	WOSC	38'1 $\frac{3}{4}$ "
4	Albano	PLU	36'9 $\frac{1}{2}$ "
5	Hilton	Clack	36'7 $\frac{1}{2}$ "
6	Corrigan	U of P	35'6 $\frac{1}{2}$ "
7	Spiekerman	LCC	35'6"
8	Whittenberg	GP	35'1 $\frac{3}{4}$ "
9	Darling	So Coast TC	34'7 $\frac{1}{2}$ "
10	Church	Will	34'4"
11	McCartt	WOSC	34'2 $\frac{3}{4}$ "
12	Crouser	Lin	32'1 $\frac{3}{4}$ "
13	Crow	PLU	30'2 $\frac{1}{2}$ "
14	McKenzie	PLU	29'6 $\frac{1}{2}$ "
15	Barr	Clack	29'5 $\frac{1}{4}$ "
16	Chisholm	Clack	28'9 $\frac{1}{2}$ "

110 M Hurdles Heat 1

1	Janice Giza	Chem	16.1
2	Cincy Fulks	Unat	16.3
3	Cynthia Hoekstra	Will	16.9
4	Karen Bell	PLU	
5	Michelle McArthur	LC	17.4
6	Lori Lingle	PLU	17.5
7	Vicki Anderson	Clack	18.2

Heat 2

1	Kay Kersey	PSU	16.9
2	Vicki Spiekerman	LCC	17.0
3	Trinidad	Will	17.7
4	Ling Ho	LinnBenton	17.8
5	Carney	LC	19.7
6	Young	WOSC	21.0

Discus

			m/cm
1	Parshall	Mt Hood	38.84
2	Whittenberg	GP	38.47
3	Corrigan	UP	36.04
4	McDonald	UP	34.87
5	Albano	PLU	33.55
6	Church	Will	32.28
7	Sudal	MtHood	30.13
8	Maheu	Chem	29.48
9	Cushingham	LC	29.43
10	McKenzie	PLU	28.98
11	Tweetmire	L-B	26.24
12	Chisholm	Clack	24.10

WOMEN'S RESULTS

100 M Heat 1

1	Kari Kehoe	PLU	13.4
2	Tammy Moland	Will	13.6
3	Susi Chaffee	PU	13.8
4	Mary Robinson	Will	14.0
5	Janice Giza	Chem	14.2
6	Marilyn Fox	LC	14.3
7	Nanette Case	Chem	15.0

Heat 2

1	Nancy Nemarnik	UP	13.6
2	Kim Klein	Will	13.9
3	Pam Harris	MtHood	14.3
4	Kay Kersey	PSU	14.3
5	Stephanie Davis	LC	14.4
6	Mary Branaigan	MtHood	14.4
7	Jeanene Wold	Chem	15.4

Heat 3

1	Lorraine Preiss	Linfield	15.0
2	Carrie Keene	LC	15.2
3	Colleen Carter	Will	15.2
4	Suzy Bell	Linfield	15.4
5	Marcia Damerow	Linfield	16.0

JAVELIN

1	Koffel	Clack	131'10 $\frac{1}{2}$ "
2	Hagstrom	MtHood	122'2"
3	Norris	PU	122'
4	Sanders	Linfield	118'11"
5	Barr	Clack	118'1"
6	O'Leary	WOSC	114'
7	Frank	Clack	110'
8	Darling	SCTC	109'11"
9	Spiekerman	LCC	107'10"
10	Baugh	GF	102'7"
11	Crousier	Linfield	99'10"
12	Amato	MtHood	98'6"
13	Cushingham	LC	95'1"
14	Fox	Linfield	82'10"

800 M Heat 1

1	Brock, Linda	UP	2:20.7
2	Calvo, Colleen	PLU	2:26.8
3	Morris, Margie	Will	2:28.2
4	Stoaks, Denise	PLU	2:28.3
5	Johnson, Monica	PLU	2:28.3
6	Hein, Lisa	WOSC	2:35
7	Kessler, Cheryl	PLU	2:35.5
8	Robinson, Linda	Will	2:38.2

HEAT 2

1	Mattson, Kay	GF	2:26.6
2	Kraemer, Donna	UP	2:26.6
3	Graham, Suzy	Clack	2:28.4
4	Young, Tami	LCC	2:29.5
5	Peters, Jodi	GF	2:32.3
6	Alexander, Spring	Will	2:33.2
7	Hopper, Shelly	Linfield	2:35.6
8	Manley, Felicia	Linfield	2:58.7

High Jump

1	Singhose	LB	5'4"
2	Hilton	Clack	5'2"
3	Hough	MtHood	4'8"
4	Wolfe	PLU	4'8"
5	Lingle	PLU	4'6"
6	Crow	PLU	4'6"
7	Sanders	Linfield	4'6"

400 m Hurdles Heat 1

1	Bell	PLU	1:07.1
2	Fulks		1:08
3	McArthur	LC	1:10.2
4	Anderson	Clack	1:14.8

Heat 2

1	Kersey	PSU	1:12.9
2	Crow	PLU	1:13.6
3	Lingle	PLU	1:14.4
4	Hoekstra	Will	1:16.4
5	Still	GF	1:16.4

WOMEN'S RESULTS

200 m

Heat 1

1	Slavich, J	Will	26.7
2	Kehoe, K	PLU	26.8
3	Zamelis, K	PLU	28.4
4	Giza, J	Chem	28.9
5	Branagan, M	MtHood	29.0
6	Asbury, B	Linfield	30.1
7	Snopes, K	WhiteFur	30.1

Heat 2

1	Moland, T	Will	27.5
2	Thompson, S	Clack	28.2
3	Hyder, T	PU	29.3
4	Worsham, S	LC	29.7
5	Hineline, T	WOSC	31.4
66	Carney, K	LC	32.7

Heat 3

1	Nemarnik, N		27.5
2	Harris, P	MtHood	29.5
3	Deuel, S	MtHood	29.8
4	Preiss, L	Linfield	31.4
5	Wold, J	Chem	32.0
6	Damerow, M	Linfield	33.9

RELAY

1	University of Portland	4:08.8
2	PLU #1	4:18.4
3	Willamette	4:18.5
4	PLU #2	4:19.3
5	George Fox	4:23.4
6	WOSC	4:25.2

3000 m

1	K Purdy	PLU	10:00.8
2	J Beaudry	MtHood	10:06.1
3	B Cooke	WOSC	10:06.5
4	K Keller	UP	10:22.3
5	L Edmark	Chem	24.2
6	J VanFleet	UP	24.7
7	K O'Connell	UP	28.7
8	J Higinbotham	LCC	45.4
9	L Stovall	LCC	46.5
10	P Vasey	LCC	49.
11	M Reimers	Unat	53.8
12			
13	K Crisifulli	Will	54.2
14	D Stamper	PLU	56.9
14	D Ray	LCC	59.8
15	L Sprague	PLU	11:04.2
16	J Stodd	LC	08.6
17	N Roley	GF	11:11.
18	T Flores	Unat	19.1
19	J Thomas	MtHood	20.
20	A Rice	LCC	24.9
21	L Wampaugh	Will	28.8
22	S Hopper	Linfield	35.5
23	M Fobert	Clack	38.
24	R Wright	Linfield	54.9
25	K DeVries	GF	12:00.5
26	K Gilsdorf	Will	08.5
27	M Phillips	PU	09.1
28	A Snyder	Linfield	17.7
29	L Mock	Chem	20.2
30	J Massey	Linfield	27.7

R Allen

GEORGE FOX COLLEGE

1983

Lady Bruin Track & Field Standards

Event	GF	WCIC	Dist.	Natl.
100	14.0	13.8 Pitts	13.0 Pitts	12.0
200	29.0	27.9 Pitts	27.0 Pitts	24.8
400	65.0	62.9 Hurliman	62.5 Hurliman	57.6
800	2:35	2:28.3 Mattson Rebers	2:21.0	2:15.8
1000	5:30	5:04.7	4:58.3 Roley	4:46.8
3000	12:10	11:03.5 Roley	10:54.6	10:45.0
5000	none	none	18:51.1	18:14.8
10000	none	---	none	40:00.0
100 H	19.0	18.6 still	17.4	14.8
400 H	1:18	1:13.9 still	1:11.0	1:04.8
500	4-6	4-9 Greenefeld	5-0 Greenefeld	5-4
1000	14-6	14-10 Greenefeld	16-4	18-2
800	30	32-4	34-11 Wittenberg	41-5
1500	90	94-9	105-0 Wittenberg	130-0 Wittenberg
Javelin	90	97-4 Baugh	108-0 Baugh Greenefeld	125-0
Heptathlon	---	---	none	---
Marathon	---	---	none	must have run 1
4 x 100	---	none	top 8	48.9
800 medley	---	---	top 8	1:48.0
4 x 400	---	none	top 8	3:53.8
4 x 800	---	---	top 8	9:40

WCIC CHAMPIONSHIP TRACK & FIELD MEET - MAY 6, 7, 1983
Linfield College

SCORING: 1st-10, 2nd-8, 3rd-6, 4th-4, 5th-2, 6th-1

EVENT: 3000 M -

Place	Name	No.	Time	Ht/Dist.	School
1.	Ann Jenck	41	10:30.3		PLU
2.	Nancy Miller	48	10:31.2		PLU
3.	Nadine Price	30	10:37.6		Lin
4.	Corrine Calvo	37	10:38.1		PLU
5.	Shelly James-Hopper	27	10:50.9		Lin
6.	Wendy Weidkamp	21	11:07.8		L & C

GF	L&C	Lin	PLU	Pac	Wm
0/0	1/1	8/8	22/22	0/0	0/0

EVENT: DISCUS

Place	Name	No.	Time	Ht/Dist.	School
1.	Paula Wittenberg	10	132'11"		GF
2.	Christie Albano	34	126'10"		PLU
3.	Theresa Church	69	125'10"		Will
4.	Chris Seuss	86	115'11"		Will
5.	Kawena Cushingham	13	113'1"		L & C
6.	Connie McKenzie	46	103'4"		PLU

GF	L&C	Lin	PLU	Pac	Wm
10/10	2/3	0/8	9/31	0/0	10/10

EVENT: LONG JUMP

Place	Name	No.	Time	Ht/Dist.	School
1.	Susie Chafee	56	17'3/4"		Pacific
2.	Mary Robinson	81	16'10 1/2"		Will.
3.	Esme Jensen	16	15'7 1/2"		L & C
4.	Barb Sharts	50	15'6 3/4"		PLU
5.	Melody Groeneveld	3	15'5 1/4"		GF
6.	Bobbi Jo Crow	58	15'2 3/4"		PLU

GF	L&C	Lin	PLU	Pac	Wm
2/12	6/9	0/8	5/36	10/10	8/1

Saturday Finals**EVENT: Javelin**

Place	Name	No.	Time	Ht/Dist.	School
1.	Esme Jensen	16	129'3"		L&C
2.	Regina Norris	57	129'1"		Pac.
3.	Dee Ann Hogue	26	127'6"		Lin.
4.	Kathy Sanders	31	126'0"		Lin.
5.	Vicki Baugh	1	101'6"		GF
6.	Kawena Cushingham	13	100'6"		L&C

GF	L&C	Lin	PLU	Pac	Wm
2/14	11/20	10/18	0/36	8/18	0/0

EVENT: 400m Relay

Place	Name	No.	Time	Ht/Dist.	School
1.	PLU		50.2		
2.	Willamette		50.4		
3.	George Fox		51.3		
4.	Linfield		54.2		
5.					
6.					

GF	L&C	Lin	PLU	Pac	Wm
6/20	0/20	4/22	10/46	0/18	8/8

EVENT: 1500m

Place	Name	No.	Time	Ht/Dist.	School
1.	Ann Jenck	41	4:51.4		PLU
2.	Colleen Calvo	36	4:53.0		PLU
3.	Suzanne Tovrea	32	4:53.8		Lin.
4.	Nancy Miller	48	4:54.5		PLU
5.	Cathy Hanss	15	5:00.6		L&C
6.	Cecily McCowen	76	5:26.6		

GF	L&C	Lin	PLU	Pac	Wm
0/20	2/22	6/28	22/68	0/18	1/1

WCIC CHAMPIONSHIP TRACK & FIELD MEET - MAY 6, 7, 1983

Linfield College

Saturday's Finals

SCORING: 1st-10, 2nd-8, 3rd-6, 4th-4, 5th-2, 6th-1

EVENT: High Hurdles-100m

Time

Place	Name	No.	Ht/Dist.	School
1.	Heather Jahr	40	15.5	PLU
2.	Karen Bell	35	15.6	PLU
3.	Cynthia Hoekstra	72	16.1	Will.
4.	Michelle McArthur	19	16.1	L&C
5.	Lorilingle	45	16.6	PLU
6.	Bobbie Jo Crow	38	16.7	PLU

GF	L&C	Lin	PLU	Pac	Wm	Will
0	4	0	21	0		6
20	26	28	89	18		33

EVENT: Shot Put

Time

Place	Name	No.	Ht/Dist.	School
1.	Christie Albano	34	38'5 3/4	PLU
2.	Barbara Crocker	12	36'5	L&C
3.	Theresa Church	69	36'4 3/4	Will.
4.	Chris Suess	86	36'1 3/4	Will.
5.	Paula Wittenberg	10	35'3 1/4	GF
6.	Jennifer Jacobi	73	33'8	Will.

GF	L&C	Lin	PLU	Pac	Wm	Will
2	8	0	10	0		11
22	34	28	99	18		44

EVENT: 400m

Time

Place	Name	No.	Ht/Dist.	School
1.	Karina Zamelis	55	60.1	PLU
2.	Monica Johnson	42	62.5	PLU
3.	Jodi Peters	6	63.4	GF
4.	Spring Alexander	67	63.4	Will.
5.	Sherry Wolfe	54	63.7	PLU
6.	Cathy Jones	74	64.8	Will.

GF	L&C	Lin	PLU	Pac	Wm	Will
6	0	0	20	0		5
28	34	28	119	18		49

EVENT: 100m

Time

Place	Name	No.	Ht/Dist.	School
1.	Lisa Pitts	7	13.0	GF
2.	Kara Kehoe	43	13.0	PLU
3.	Jessica Slavich	84	13.2	Will.
4.	Tammy Moland	77	13.4	Will.
5.	Kim Klein	75	13.6	Will.
6.	Susi Chaffee	156	13.6	Pac.

GF	L&C	Lin	PLU	Pac	Wm	Will
10	0	0	8	1		12
38	34	28	127	19		61

EVENT: 800 m

Time

Place	Name	No.	Ht/Dist.	School
1.	Denise Stoaks	53	2:19.5	PLU
2.	Kay Mattson	5	2:20.1	GF
3.	Margie Morris	78	2:21.5	Will.
4.	Linda Robinson	80	2:23.3	Will.
5.	Ann Jenck	41	2:24.8	PLU
6.	Colleen Calvo	36	2:25.8	PLU

GF	L&C	Lin	PLU	Pac	Wm	Will
8	0	0	13	0		10
46	34	28	140	19		71

EVENT: Int. Hurdles

Time

Place	Name	No.	Ht/Dist.	School
1.	Karen Bell	35	1:05.7	PLU
2.	Michelle McArthur	19	1:06.4	L&C
3.	Gayle Roth	83	1:07.2	Will.
4.	Bobbie Jo Crow	38	1:09.3	PLU
5.	Lori Lingle	45	1:09.4	PLU
6.	Val Hurliman	4	1:09.9	GF

GF	L&C	Lin	PLU	Pac	Wm	Will
1	8	0	16	0		6
47	42	28	156	19		77

WCIC CHAMPIONSHIP TRACK & FIELD MEET - MAY 6, 7, 1983

Linfield College
Saturday's Results

ORING: 1st-10, 2nd-8, 3rd-6, 4th-4, 5th-2, 6th-1

Place	Name	No.	Time Ht/Dist.	School
1	K. Trinidad	87	4'10"	Will.
2	E. Jensen	16	4'10"	L&C
3	G. Roth	83	4'10"	Will.
4	S. Chaffee	56	4'10"	Pac.
5	M. Groeneveld	3	4'10"	GF
6	S. Wolfe	54	4'8"	PLU

GF	L&C	Lin	PLU	Pac	Wm	Will
3 50	8 50	0 28	1 157	3 22		16 93

Place	Name	No.	Time Ht/Dist.	School
1	Jessica Slavich	84	26.6	Will.
2	Kara Kehoe	43	26.8	PLU
3	Lisa Pitts	7	26.8	GF
4	Karina Zamelis	55	27.6	PLU
5	Mary Robinson	81	27.8	Will
6	Suzie Bell	22	28.2	Linf.

GF	L&C	Lin	PLU	Pac	Wm	Will
6 56	0 50	1 29	12 169	0 22		12 105

Place	Name	No.	Time Ht/Dist.	School
			4'10"	

GF	L&C	Lin	PLU	Pac	Wm	Will

Place	Name	No.	Time Ht/Dist.	School
1	Kara Crisifulli	70	18:26.5	Will.
2	Dana Stamper	52	18:28.7	PLU
3	Lora Sprague	51	18:32.2	PLU
4	Corrine Calvo	37	18:57.7	PLU
5	Wendy Weidkamp	21	19:28.3	L&C
6	Julie Massey	28	22:48.1	Linf.

GF	L&C	Lin	PLU	Pac	Wm	Will
0 56	2 52	1 30	18 187	0 22		10 115

Place	Name	No.	Time Ht/Dist.	School
1	PLU		4:05.9	
2	GF		4:10.1	
3	Will.		4:16.3	
4	L&C		4:19.1	

GF	L&C	Lin	PLU	Pac	Wm	Will
8 64	4 56	0 30	10 197	0 22		6 121

Place	Name	No.	Time Ht/Dist.	School

GF	L&C	Lin	PLU	Pac	Wm	Will

GEORGE FOX COLLEGE
WOMEN'S TRACK & FIELD RECORDS
5-17-83

<u>EVENT</u>	<u>MARK</u>	<u>NAME</u>	<u>YEAR</u>
100 m	11.9	Jackie Jackson	1981
200 m	24.6	Joyce Yates	1979
400 m	56.22 ET	Shavon Dennis	1980
800 m	2:20.1	Kay Mattson	1983
1500 m	4:49.4	Eileen McDougal	1979
3000 m	10:55.9	Nancy Roley	1983
5000 m	19:19.1	Nancy Roley	1983
10,000 m	45:04.1	Roxy Cate	1983
100 m Hurdles	15.17 ET	Karen Maxwell	1980
400 m Hurdles	1:05.0	Karen Maxwell	1980
400 m Relay	49.3	Jacque Davis Shavon Dennis Karen Maxwell Jacquie Williams	1980
1,600 m Relay	4:02.4	Nora Thompson Jacquie Williams Karen Maxwell Jackie Jackson	1981
Long Jump	17' 5"	Jacquie Williams	1980
High Jump	5' 3 $\frac{1}{4}$ "	Melody Groeneveld	1983
Shot	42' 2 $\frac{1}{2}$ "	Karen Gurske	1981
Discus	138' 7"	Paula Wittenberg	1983
Javelin	154' 10"	Sue Banta	1977
Pentathlon	3242	Karen Maxwell	1980
400 m Shuttle	1:08	Nora Thompson Saundra Burns Lois Thomas Jacquie Williams	1981

WOMEN'S TRACK & FIELD RECORDS Continued

<u>EVENT</u>	<u>MARK</u>	<u>NAME</u>	<u>YEAR</u>
400 m Shuttle Hurdle Relay	1:08	Nora Thompson Saundra Burns Lois Thomas Jacquie Williams	1981
800 m Medley	1:52.4	Joyce Still 100 Valerie Hurliman 100 Liss Pitts 200 Kay Mattson 400	1983
800 m Relay	1:46.50 FAT	Jacque Davis Karen Maxwell Jacquie Williams Shavon Dennis	1980
3,200 m Relay	10:00.1	Ketry DeVries Jodi Peters Valerie Hurliman Kay Mattson	1983
Shot Put Relay	99'½"	Karen Gurske Lynette Phillips Rachel Hampton	1981
Javelin Relay	269' 11½"	Lynette Phillips Tina Stephenson Karen Gurske	1981
High Jump Relay	14'½"	Karen Maxwell Jacquie Williams Saundra Burns	1980

RESULTS OF 1989 OREGON SMALL COLLEGE RELAY MEET AT LEWIS AND CLARK COLLEGE, ELDON FIX FIELD
(WOMEN)

SHOT PUT: 1. Willamette (Suess 31-8 1/2, Jacobi 34-4, Church 33 1/2) 99-1
2. Linfield (Sanders 25-10 1/2, Fox 24-5 1/2, Twietmeyer 26-3) 74-5
3. Western Oregon (Ward 36-0 1/4, McCartt 34-7) 70-7 1/4 4. Lewis and Clark (Crocker 35-8 1/2) 35-8 1/2

High JUMP: 1. willamette (Trinidad 4-8, Moland 4-6) 9-2 2. TIE Lewis and Clark (Fraser 4-3) and Linfield (Sanders 4-3)

JAVELIN: 1. Linfield (Sanders 131-4, Hogue 114-2, Fox 107-2) 352-8 2. Lewis and Clark (Cushinfram 113-3) 113-3 3. George Fox (Baugh 95-11) 95-11

4 x 1600m RELAY: 1. Lewis and Clark (Stood, Allen, LewAllen, Weidkamp) 23:10.4
2. Linfield 23:22.7

4 x 100 m RELAY: 1. Willamette (Slavich, Moland, Klein, Robinson) 51.1 2. Lewis and Clark 53.5 3. Linfield 55.5 4. George Fox 59.84

LONG JUMP: 1. 1. Willamette (Robinson 14-8, Mullon 14-1 1/2) 28-2 1/2 2. Lewis and Clark (Keene 14-2, Frazier 14-6 1/2) 28-7 1/2 3. Linfield (Bounsefell 12-2 1/2)

800m MEDLEY RELAY: 1. Lewis and Clark (Fox, Davis, Worsham, McArthur) 1:59.9
2. Linfield 2:09.5

DISTANCE MEDLEY: 1. Western Oregon (Hineline, Wentzel, Jarolemik, Cook) 13:04.4
2. Willamette 13:14.7 3. Linfield 15:55.6

4 x 800m RELAY: 1. George Fox (Devries, Hurliman, Peters, Mattson) 10:00.3 2. Western Oregon 10:08.7 3. Willamette 10:10.0 4. Linfield 10:11.25

4x 200m RELAY: 1. Willamette (Hoekstra, Carter, Robinson, Moland) 1:53.3 2. Lewis and Clark 1:53.5 3. Linfield 2:01.6

DISCUS THROW: 1. Willamette (Suess 85-8, Jacobi 75-9, Church 113-3) 274-8 2. Linfield Hogue 82-1, Twietmeyer 89-10, Sanders 86-9) 258-8 3. Western Oregon (101-5, O'Leary, McCartt 51-10, Ward 101-1) 254-4 4. Lewis and Clark (Cushingham 95-4)

500m Run: 1. Roley, GF, 19:19.1 2. Robinson, LC 20:41.3, 3. DeVries, GF 22:11.6

4 x 400m RELAY: 1. Willamette (Alexander, Klein, Morris, Slavich) 4:09.4, 2. George Fox, 4:14.4 3. Western Oregon 4:25.3, 4. Lewis and Clark 4:33.1

BRUIN TRACK
1983
Point Totals

	UofP EOSC	Lin WOSC Whit Alums	Pac Will	EOSC NMC	L&C	Dist	Total
Jon Aday	1	1	3	-	-	0	5
Scott Ball	8	1	5 3/4	6 3/4	8	3	32 1/2
Todd Billett	0	-	2	-	-	-	2
Steve Byers	2	1 3/4	4	7 3/4	9	1/2	25
Dave Elkins	2	0	0	1	0	-	3
Rick Frisk	0	-	0	0	-	-	0
Steve Graham	2	4	4	3 3/4	9	0	22 3/4
Brent Haydel	5	7	5	5	0	4	26
Skip Holcombe	1	3	0	2	3	-	9
Owen James	8	7 1/4	7	7	5	12 1/2	46 3/4
Jim Moody	3/4	3 1/4	2 3/4	4 1/2	0	3/4	12
Dan Price	-	-	-	-	-	-	0
Randy Renfro	4 3/4	3 1/2	3 3/4	8 3/4	3	0	23 3/4
Jerry Street	3/4	-	1	1	1	1/4	4
Jeff Tadlock	0	0	1	1	-	-	2
Mike Watts	17	10	9	18	12	20	86
Nathan Whitham	7	2	1	10	8	1	29
Keith Wigley	5	5	8	6	-	1/4	24 1/4
Mark Young	2 3/4	6 1/4	6 3/4	6 1/2	0	3/4	25
	UofP 104 GF 67 EOSC 25	L 69 GF 43 Wh 26 WO 23	W 114 GF 63 P 18	GF 73 EO 60 NMC 27	L&C 102 GF 58	Will 185 L 142 L&C 99 SC 82 EO 73 NMC 46 GF 45 WO 42 P 0	

MAIN PLACK

1923 SEASON'S BEST

5-14-23

400 Relay

Byers, Young 43.7 5/14
Moody James

Moody, Young 44.9 3/5
Wigley, James

1000

Ball 4:01.0 3/14

Tadlock 4:05.2 4/2

Street 4:10.3 4/2 Wigley 4:45 3/26

110 High Hurdles

Wigley 1:4 4/15

Byers 1:7 4/15

400

Young 50.2 5/14

Moody 53.6 3/26

Holcombe 55.1 3/25

100

Moody 1:0.2 4/15

Wigley 1:1.4 4/2

Holcombe 1:1.8 3/25
Graham 1:2.5 4/2

800

Ball 1:58.3 4/22

Street 1:59.3 4/22

Tadlock 2:02.3 4/9

Adsy 2:10.6 3/30
Graham 2:08.0 4/26

Interm. Hurdles

Renfro 57.3 4/22

Byers 59.7 4/15

200

Young 22.6 4/22

Moody 23.3 4/15

Wick 23.9 4/15

1000 Relay

Young, Ball 3:28.2 4/22
Renfro, Moody

Young, Street 3:30.1 3/26
Renfro, Moody

5000

Ball 15:58.3 4/9

Adsy 15:59.9 4/2

Street 16:27.3 3/5

Balliett 17:36.3 3/5

10000

Adsy 33:18.1 3/25

Street 35:13.4 3/26

Steeple Chase

Ball 9:43.1 4/2

Adsy 10:25.7 4/9

1000 Hurdle

Reydel 15.0 3/18

Holcombe 11-0 4/30

Graham 11-2 4/30

Evans 11-3 3/2 4/9

High Jump

James 6-8 3/26

Wigley 6-1 3/25

Reydel 5-10 4/9

Byers 5-0 3/10
Holcombe 5-2 3/20

Long Jump

Graham 21-5 3/26

Wigley 20-9 4/15

Holcombe 19-0 3/25

Byers 19-10 4/30

Triple Jump

Wigley 41-2 4/15

Graham 40-4 4/15

Shot

Watts 44-3 4/22

Renfro 39 4/15

Byers 30 3/12
Holcombe 30 3/25

Renfro 28-11 3/15
Wigley 25-10 3/25

Discus

Watts 248-11 3/18

William 131 0 4/15

Holcombe 93-3 3/26

Wigley 92-5 3/20

javelin

Watts 207-11 5/14

James 182-4 4/15

Holcombe 180-3 3/12

Wigley 179-8 4/20

Hammer

William 245-5 5/13

Watts 116-3 4/30

Renfro 112-1 4/2

Def. 100m

Wigley 5581 3/25 & 3/26

Holcombe 3/25 & 3/26

Marathon

WESTERN OREGON STATE COLLEGE
hosts

29th ANNUAL
DISTRICT 2
TRACK & FIELD
CHAMPIONSHIPS



McCulloch Stadium
Salem, OR

May 13-14, 1983

50¢

MEET OFFICIALS

SCHEDULE OF MEETINGS

Meet Director: Don Spinas
 Referee: Russ Morris - Coach
 Clerk: Sharon Spinas
 Starters: Gale Davis - Men
 Ron Williamson - Women
 Head Timer: Keith Jensen
 Head Finish Judge: Jim Boutin
 Chief Inspector: Rick Fordney
 Head Field Judge: Pat Healy
 Race Walk: Don Jacobs - Coach
 Meet Scorer: Terry Howard
 Trainer: Lelwayne Brewer
 Public Address: John Simmons

FRIDAY, May 13

Scratch Meeting	9:30
Discuss (M, W)	12:00
Long Jump (M, W)	12:00
1 X 800 Relay (W)	12:00
10,000 (M)	12:15
3000 (W)	12:50
High Hurdle Heats (W, M)	1:15
400 Heats (W, M)	1:25
400 Heats (W, M)	1:30
Hammer Throw	2:00
High Jump	2:00
800 Heats (W, M)	2:10
400 Hurdle Heats (W, M)	2:30
200 Heats (W, M)	2:50
10,000 (W)	2:55
400 Medley Relay (W)	3:00
Steeplechase (M)	3:15
Coaches Meeting	3:00

PAST DISTRICT 2 CHAMPIONS

1955	Lewis & Clark	Eldon Fix
1956	Lewis & Clark	Eldon Fix
1957	Lewis & Clark	Eldon Fix
1958	Lewis & Clark	Eldon Fix
1959	Lewis & Clark	Eldon Fix
1960	Portland State	Ralph Davis
1961	Portland State	Ralph Davis
1962	Southern Oregon	Dan Bulkeley
1963	Southern Oregon	Dan Bulkeley
1964	Southern Oregon	Dan Bulkeley
1965	Lewis & Clark	Eldon Fix
1966	Lewis & Clark	Eldon Fix
1967	Lewis & Clark	Eldon Fix
1968	Lewis & Clark	Eldon Fix
1969	Lewis & Clark	Eldon Fix
1970	Western Oregon	Don Spinas
1971	Western Oregon	Don Spinas
1972	Western Oregon	Don Spinas
1973	Western Oregon	Don Spinas
1974	Western Oregon	Don Spinas
1975	Linfield	John Knight
1976	Linfield	John Knight
1977	Lewis & Clark	Eldon Fix
1978	Southern Oregon	Stan Goodell
1979	George Fox	Rich Allen
1980	George Fox	Rich Allen
1981	Lewis & Clark	Eldon Fix
1982	Willamette	Chuck Bowles

SATURDAY, May 14

Shotput (M, W)	12:00
Javelin (W, M)	12:00
Pole Vault (M)	12:00
10,000 Walk (M)	12:15
High Jump (W)	1:00
Triple Jump (M)	1:00
400 Relay (Women, then men in all running events)	1:00
500	1:10
High Hurdles	2:00
400	2:10
700	2:30
800	2:40
400 Hurdles	2:50
200	3:15
500	
1500 Relay	3:20
Team Championship Awards	4:00

MEET SCORING

First Place	6
Second	5
Third	4
Fourth	3
Fifth	2
Sixth	1

NATIONAL CHAMPIONSHIPS

The National Association of Intercollegiate Athletics (NAIA) Track and Field Championships will be held at the University of Charleston, Charleston, West Virginia, May 26-28, 1983.

MEN

TOTAL

EASTERN OREGON
GEORGE FOX
LEWIS & CLARK
LINFIELD
NORTHWEST NAZARENE
PACIFIC
SOUTHERN OREGON
ILLAMETTE UNIVERSITY

WOMEN

EASTERN OREGON
MERGE FOX
DUNN & CLARK
CINFIELD
NORTHWEST NAZARENE
PACIFIC
SOUTHERN OREGON
UNIVERSITY OF PORTLAND
WESTERN BAPTIST
WILLAMETTE
WESTERN OREGON

EASTERN OREGON STATE COLLEGELEWIS & CLARKCHAMPAIGN

Men - Coach: Gary Feasel

Men - Coach: Dave Fick

Men - Coach: Trevor Smith

- 1 Dwayne Alwood
- 2 Fred Clair
- 3 Larry Conway
- 4 Bob Feasel
- 5 Jeff Hestissen
- 6 Don Huston
- 7 Ken James
- 8 Kevin McCadden
- 9 Ken McFee
- 10 Don Stearns
- 11 Marvin Stewart
- 12 Jeff Vipperman
- 13 Rich Ward
- 245 Gerald Robinson

Women - Coach: Gary Feasel

- 14 Debbie Martin
- 15 Barbara O'Kearfe
- 16 Anne O'Leary
- 17 Julie Richardson

GEORGE FOX

Men - Coach: Vic Allen

- 18 Jon Aday
- 19 Scott Bell
- 20 Todd Elliott
- 21 Steve Eys
- 22 Rich Frie
- 23 Steve Graham
- 24 Brent Hegel
- 25 Owen Jones
- 26 Jim Moody
- 27 Randy Palfro
- 28 Jerry Street
- 29 Mike Watts
- 30 Nathan Wither
- 31 Brian Wulley
- 32 Mark Young

Women - Coach: Steve Blackman

- 33 Vicki Bligh
- 34 Roxy Cors
- 35 Melody Deeneveld
- 36 Valerie Hurliman
- 37 Kay Harner
- 38 Jodi Peters
- 39 Lisa Pitts
- 40 Nancy Wiley
- 41 Joyce Still
- 42 Paula Wetherburg

- 43 Brent Carbajal
- 44 Tim Clark
- 45 Randy Conkko
- 46 Jim Corr
- 47 Mike Cunn
- 48 Bill Diocolito
- 49 Greg Dushin
- 50 Kenny Farnburg
- 51 Steve Fisher
- 52 Tim Berger
- 53 Marc Channaschi
- 54 Charles Hart
- 55 Nathan Johnson
- 56 Steve Hopkins
- 57 Jim Keen
- 58 Paul Kiesel
- 59 Greg Linney
- 60 Harry Mandzura
- 61 Paul Mattson
- 62 Tom McCall
- 63 Derrick Mizuguchi
- 64 Terry Mottett
- 65 Mike Pusch
- 66 Kirk Reynolds
- 67 Toby Ribes
- 68 Mitch Sears
- 69 Vic Spear
- 70 Mike Tapp
- 71 David Turner
- 72 Bruce Withycomb

Women - Coach: Liz
Reisenbagen

- 73 Katie Carter
- 74 Barbara Tucker
- 75 Kylene Dunningham
- 76 Stephanie Davis
- 77 Cathy Hansen
- 78 Carrie Keen
- 79 Laura Laidman
- 80 Michelle McArthur
- 81 Jennie Sordo
- 82 Wendy Weiskamp
- 144 Esmerleen

- 83 Mike Austin
- 84 Tim Becker
- 85 Jeff Boyers
- 86 Brian Costen
- 87 Ken Carlson
- 88 Randy Drake
- 89 Mike Friess
- 90 Glen Giovannetti
- 91 Jesus Gore
- 92 Carl Keno
- 93 Kevin Kev
- 94 Ron Miller
- 95 Kris Mueller
- 96 Doug Rauer
- 97 Randy Rooser
- 98 Rob Richardson
- 99 Don Smith
- 100 Mark Singer
- 101 David Suarez
- 102 Kyle Tarpemling
- 103 Kent Tocco
- 104 Greg Will

Women - Coach: Jim Wilson

- 105 Julie Bell
- 106 Maria Grouser
- 107 Deanne Hogue
- 108 Shelly James-Hopson
- 109 Lorraine Jones
- 110 Andrea Jones
- 111 Abby Jensen
- 112 Suzanne Jones

NORTHWEST NAZARENE

Men - Coach: Paul Taylor

111 Tim Barr
 114 Tim Brewer
 115 Don Dicus
 116 Chip Johnson
 117 Paul Jones
 118 Ron Richards
 119 Dave Sarano
 120 Tim Siever
 121 Jeff Smith
 122 Mark Unione
 123 Steve Yenger
 124 Mark Young

Women - Coach: Paul Taylor

125 Maryn Higlett
 126 Antonette Lythe
 127 Barbara Day
 128 Sandra Farley
 129 Kristin Embolner
 130 Anna Galloway
 131 Robin Johnson
 132 Brenda Newell
 133 Jill Price
 134 Julie Price
 135 Alicia Tilzey
 136 Anita Tilzey
 137 Lorry Wirth
 247 Becky Price

PACIFIC UNIV.Men - Coach: Roger
Casciani

138 Dave Beemer
 139 Grant Corliss
 140 Matt Heneges
 141 Garrett Jorgensen
 142 Mike Krstalecky
 143 Marc Stewart
 144 Rich Torquato
 246 Bart Hendrix

Women - Coach: Roger
Casciani

145 Susi Chaffee
 146 Regina Norris
 147 Mona Phillips

SOUTHERN OREGON
STATE COLLEGE

Men - Coach: Mike Davies

148 Mike Beagle
 149 Warren Benamatti
 150 John Cole
 151 Morgan Cottle
 152 Dan Cripps
 153 Terry Hendrix
 154 S. Mann
 155 Scott Martin
 156 John Moussard
 157 Brian McKinnis
 158 Sean Tripp
 159 Martin Turner
 160 Charles Ward
 249 Jim Tipler

Women - Coach: Jerry Insley

161 Diane Dukeshire
 162 Bobbi Page
 163 Richelle Snyder
 164 Sabra Soulin

UNIV. OF PORTLAND

Women - Coach: Mike Johnson

165 Molly Corrigan
 166 Marie Furlong
 167 Leann Holliman
 168 Kathy Keller
 169 Donna Kraemer
 170 Julie Leslie
 171 Frances McDonald
 172 Jamie Mitchell
 173 Lori Morgan
 174 Nancy Newmark
 175 Kathy O'Connell
 176 Janet VanFleet
 177 Kelly Wosepka

WESTERN BAPTIST

Women - Coach: Tim Hills

178 Cindy Fuiks

WESTERN OREGON
STATE COLLEGE

Men - Coach: Don Spinas

179 Jon Goodman
 180 Kelley Highberger
 181 Glen Hill
 182 Mark Kelley
 183 Frank Knight
 184 Ron Mobley
 185 Lynn Purdue
 186 Les Reeg
 187 Larry Schaeffer
 188 Dave Sodeman
 189 Chris VanCauteren
 190 Brian Venema
 250 Jide Akanbi

Women - Coach: Don Spinas

191 Kelly Brown
 192 Bridget Cooke
 193 Debbie Hiron
 194 Tammy Jarolimek
 195 Carolyn Marchand
 196 Sandy McCartt
 197 Karin Sandberg
 198 Catherine Seuell
 199 Sheryl Ward
 200 Michelle Wentzel

WILLAMETTE UNIV.

Men - Coach: Chuck Bowles

201 Don Backman
 202 Rick Catalani
 203 David Crume
 204 Sid Elliott
 205 Jon Gabriel
 206 Todd Goergen
 207 Jim Gorman
 208 Andre Hajnal
 209 Phil Hayes
 210 Don Hicks
 211 Mark Holmlund
 212 Jeff Johnson
 213 Jeff Kilday
 214 David Lewis
 215 Mike Lipke
 216 Mark Lipke
 217 Greg Mackie
 218 Charles Mitchell
 219 Dave Novotney

WILLAMETTE U. (cont)

Men - Coach: Chuck Bowles

220 Kevin O'Connor
221 Thomas Oford
222 Jeb Smythe
223 Pat Williams
224 Robbie Wright
225 Paul Yunker

Women - Coach:

226 Spring Alexander
227 Colleen Carter
228 Theresa Church
229 Kara Crisifulli
230 Cynthia Hoekstra
231 Cathy Jones
232 Kim Klein
233 Cecily McCowen
234 Tammy Moland
235 Margie Morris
236 Linda Robinson
237 Mary Robinson
238 Cathy Rose
239 Gayle Roth
240 Chris Seuss
241 Jessica Slavich
242 Kim Trinidad
243 Leslie VanDeusen
244 Lorie Wampach

1. DISCUS FRIDAY 12:00

Women

New Event

42	Paula Wittenburg	GF	133-11	240	Chris Seuss	WU	115-11
128	Sandra Early	NNC	133-7	75	Kawena Cushingham	L&C	115-1
223	Theresa Church	WU	125-10	132	Brenda Howell	NNC	112-1/2
166	Marie Furlong	UP	125-0	74	Barbara Crocker	L&C	104-7
165	Molly Corrigan	UP	121-0	127	Barbara Day	NNC	104-0
171	Francis McDonald	UP	121-0	199	Sheryl Ward	WOSC	100-0
161	Diane Dukeshire	SOSC	116-2	196	Sandy McCart	WOSC	98-0

Men

District Record: 170-11 Harland Yriarte, SOSC 1969
1982 Winner: 170-6 Martin Jaqua, Linfield

29	Mike Watts	GF	148-11	181	Flan Hill	WOSC	134-9
119	Dave Saranto	NNC	145-4	30	Nathan Whitnam	GF	131-8
166	Charles Ward	SOSC	139-9	49	Greg Duskin	L&C	131-3
201	Don Backman	WU	139-8	158	Sean Tripp	SOSC	130-2
86	Brian Caster	L	139-5	101	Jerd Soares	L	129-1
206	Todd Goergen	WU	138-4	64	Terry Whitcatt	L&C	128-8
219	David Novotney	WU	138-3	140	Matt Heneges	P	126-0
6	Don Huston	EOSC	134-11	46	Jim Coor	L&C	124-2

2. LONG JUMP FRIDAY 12:00

Women

New Event

126	Antonette Blythe	NNC	17-9-1/2	35	Melody Groeneveld	GF	16-0
145	Susie Chaffee	P	17-7-3/4	14	Debbie Martin	EOSC	15-10-1/4
178	Cindy Fulks	WB	17-7-1/2	246	Esme Jensen	L&C	15-7-1/2
237	Mary Robinson	WU	16-11-1/4	195	Carolyn Richard	WOSC	15-2
133	Jill Price	NNC	16-7-3/4	78	Carrie Keen	L&C	14-10-1/2
134	Julie Price	NNC	16-6	73	Katie Carr	L&C	14-6-1/2

Men

District Record: 23-11-1/2 Karl Koenig, OCE 1983
1982 Winner: 22-10-3/4 Greg Hansen, WU

221	Thomas Oforo	WU	22-8	3	Larry Conaway	EOSC	21-6-1/2
157	Brian McKinnis	SOSC	22-5	23	Steve Gruba	GF	21-5-1/2
9	Ken McGee	EOSC	22-5	102	Kyle Tarpenning	L	21-3-1/4
83	Mike Austin	L	22-0	148	Mike Deagle	SOSC	21-0
184	Ron Mobley	WOSC	21-10	45	Randy Coombs	L&C	20-7-3/4
103	Kent Tuomb	L	21-9-1/2	115	Don Dicus	NNC	20-7
215	Mark Lipke	WU	21-9-1/2	72	Bruce Withycomb	L&C	19-8
203	David Crume	WU	21-9				

3. 4 X 800 RELAY FRIDAY 12:00

Women

New Event

George Fox 10:00.2 Willamette NT

4. 10,000 METER RUN FRIDAY 12:15

Men

District Record: 30:53.2 Dave Molstad, GF 1978

1982 Winner: 31:21.1 Don Stearns, EOSC

95	Kris Mueller	L	30:28.6	154	S. Mann	SOSC	32:41.3
89	Mike Friess	L	30:31.3	10	Don Stearns	EOSC	32:58
90	Glen Giovannatti	L	31:17.9	18	Jon Aday	GF	33:18.1
183	Frank Knight	WOSC	31:36.9	61	Paul Mattson	L&C	33:24.2
217	Greg Mackie	WU	31:57.2	124	Mark Young	NMC	NT
223	Pat Williams	WU	32:00.7	66	Kirk Reynolds	L&C	NT
225	Paul Yunker	WU	32:41.3				

5. 3,000 METER FRIDAY 12:55

Women

New Event

192	Bridget Cooke	WOSC	10:00.5	164	Sabra Soulin	SOSC	10:53
176	Janet VanFleet	UP	10:11.8	17	Julie Richardson	EOSC	10:53.8
168	Kathy Keller	UP	10:14	81	Jennie Stodd	L&C	10:57.4
175	Kathy O'Connell	UP	10:21	82	Wendy Weidkamp	L&C	11:00.3
172	Jamie Mitchell	UP	10:23	147	Mona Phillips	P	12:13
16	Anne O'Leary	EOSC	10:34.7	34	Roxy Cate	GF	12:45
110	Nadine Price	L	10:37.6	129	Kristen Finkbeiner	NMC	NT
108	Shelly James-Hopper	L	10:42.7	135	Alicia Filzey	NMC	NT
229	Kara Crisifulli	WU	10:50.6				

6. HAMMER FRIDAY 2:00

Men

District Record: 168-11 Scott Burkhardt, L&C 1975

1982 Winner: 159-3 Steve Curtis, GF

181	Glen Hill	WOSC	160-11	30	Nathan Whitham	GF	138-6
201	Don Backman	WU	159-0	207	Jim German	WU	135-9
206	Todd Goergen	WU	157-8	59	Greg Lindsay	L&C	129-2
94	Ron Miller	L	154-8	141	Garrett Jorgensen	P	118-5
86	Brian Caster	L	148-4	57	Jim Kean	L&C	110-10
249	Jim Tipler	SOSC	143-10	46	Don Huston	EOSC	105-7

7. HIGH JUMP FRIDAY 2:00

Men

District Record: 6-10-1/4 Scott Wallace, WU 1980
1982 Winner: 6-6 Bob Quiring, WOSC

203	David Crume	WU	6-8-1/2	157	Brian McKinnis	SOSC	6-4
25	Owen James	GF	6-8	31	Keith Wigley	GF	6-1-1/4
13	Rich Ward	EOSC	6-7-1/2	103	Kent Toomb	L	6-0
205	John Gabriel	WU	6-6-1/2	45	Randy Coombs	L&C	6-0
209	Phil Hayes	WU	6-6-1/2	190	Brian Venema	WOSC	6-0
12	Jeff Vipperman	EOSC	6-6				

8. 10,000 METER RUN FRIDAY 3:15

Women

New Event

168	Kathy Keller	UP	35:26	81	Jennie Stodd	L&C	NT
172	Jamie Mitchell	UP	37:22	112	Suzanne Tourrea	L	NT
175	Kathy O'Connell	UP	38:22	34	Roxy Cate	GF	NT
164	Sabra Soulin	SOSC	39:23.4	244	Lorie Wampach	WU	NT
82	Wendy Weidkamp	L&C	NT	192	Bridget Cooke	WOSC	NT

9. 800 MEDLEY RELAY FRIDAY 4:05

Women

New Event

Northwest Nazarene College	1:53.6	George Fox	NT
Willamette U	NT	Lewis & Clark	NT

10. 3,000 METER STEEPLECHASE FRIDAY 4:15

Men

District Record: 8:53.9 Kelly Jensen, SOSC 1978
1982 Winner: 9:35.75 Mark Holmlund, WU

211	Mark Holmlund	WU	9:26.1	52	Tim Belger	L&C	9:44.3
189	Chris VanCauteren	WOSC	9:32.2	61	Paul Mattson	L&C	9:50.0
95	Kris Mueller	L	9:34.0	84	Tim Becken	L	10:07.2
10	Don Stearns	EOSC	9:35.0	66	Kirk Reynolds	L&C	10:13.6
7	Ken James	EOSC	9:35.5	117	Phil Jones	NNC	10:26.0
51	Steve Fisher	L&C	9:37.3	155	Scott Martin	SOSC	11:17.6
19	Scott Ball	GF	9:43.1				

11. SHOT PUT SATURDAY 12:00

Women

New Event

128	Sandra Early	NNC	42-1-1/2	240	Chris Seuss	WU	36-5-1/2
165	Molly Corrigan	UP	39-4	74	Barbara Crocker	L&C	36-5
196	Sandy McCartt	WOSC	38-2-1/2	228	Theresa Church	WU	36-4-3/4
199	Sheryl Ward	WOSC	38-1-3/4	106	Maria Crouser	L	33-10
42	Paula Wittenburg	GF	37-1	246	Esme Jensen	L&C	32-10-1/2

Men

District Record: 56-5-1/2 Ken Patera, PSU 1963
1982 Winner: 51-10-1/2 Jeff Simon, EOSC

180	Kelley Highberger	WOSC	49-11-1/3	166	Charles Ward	SOSC	46-1
201	Don Backman	WU	49-11	29	Mike Watts	GF	44-3
219	David Novotney	WU	49-7-1/2	158	Sean Tripp	SOSC	43-10
206	Todd Goergen	WU	48-11	139	Grant Corliss	P	41-5
65	Mike Pressley	L&C	48-11	6	Don Huston	EOSC	34-8
50	Kerry Fagerberg	L&C	48-7				

12. JAVELIN SATURDAY 12:00

Women

New Event

146	Regina Norris	P	141-7	75	Kewena Cushingham	L&C	113-3
111	Kathy Sanders	L	135-7	33	Vicki Baugh	GF	112-0
246	Esme Jensen	L&C	134-5	35	Melody Groeneveld	GF	111-5
107	DeAnne Hogue	L	127-6	106	Maria Crouser	L	111-0
162	Bobbi Page	SOSC	125-7				

Men

District Record: 249-6 Tony Grant, OIT 1972
1982 Winner: Paul Brown SOSC

154	S. Mann	SOSC	205-3	25	Owen James	GF	182-4
29	Mike Watts	GF	204-3	47	Mike Damm	L&C	178-7
248	Bart Hendrix	P	203	102	Kyle Tarpenning	L	178-4
99	Dan Scott	L	199-11	58	Paul Kikel	L&C	157-8
46	Jim Corr	L&C	196-10	215	Mike Lipke	WU	162-7
119	Dave Saranto	NNC	188-4	6	Don Huston	EOSC	134-11
115	Don Dicus	NNC	185-1				

13. POLE VAULT SATURDAY 12:00

Men

District Record: 15-7 Dave McDonald, GFC 1969
1982 Winner: 14-8 Greg Hanson W

24	Brent Heydel	GF	15	190	Brian Venema	WOSC	13-3 3/4
122	Mark Unicume	NNC	14-6	113	Tim Barr	NNC	13
102	Kyle Tarpenning	L	14-4	48	Bill Dippolito	L&C	12-8
119	Dave Saranto	NNC	14	55	Nathan Hobson	L&C	12-8
205	Jon Gabriel	WU	13-6	56	Steve Hopkins	L&C	11-8
142	Mark Kostelecky	P	13-6				

14. 10,000 METER WALK SATURDAY 12:35

Men

District Record: 48:35.3 Sam Shick, L&C 1979
1982 Winner: 51:10.43 John Kerfoot EOSC

2	Fred Clair	EOSC	58:52.4	213	Jeff Kilday	WU	N/T
92	Carl Kemp	L	N/T	54	Charlie Hart	L&C	N/T
20	Tim Billett	GF	N/T	66	Mirk Reynolds	L&C	N/T
124	Mark Young	NMC	N/T				

15. HIGH JUMP SATURDAY 1:00

Women

New Event

125	Karyn Bignell	NMC	5-2	239	Gayle Roth	WU	4-11
246	Esme Jensen	L&C	5-1-3/4	145	Susi Chaffee	P	4-10
35	Melody Groeneveld	GF	5-0	234	Tammy Holand	WU	4-8
242	Kim Trinidad	WU	5-0	170	Julie Leslie	UP	NM
195	Carolyn Marchand	WOSC	4-11				

16. TRIPLE JUMP SATURDAY 1:00

Men

District Record: 48-10 1/4 Randy Jones, P 1979
1982 Winner: 45-7 Don Dicus, NMC

157	Brian McKinnis	SOJC	48-8	186	Lee Reed	WOSC	43-2 1/2
216	Mark Lipke	WU	44-10 1/4	87	Kip Carlson	L	42-3 1/2
3	Larry Conaway	EOJC	44-6 3/4	12	Jesse Vipperman	EOJC	41-11
103	Kent Toomb	L	44-2 1/2	31	Keith Wigley	GF	41-2 1/2
221	Thomas Oforio	WU	43-9	45	Randy Coombs	L&C	39-4
115	Don Dicus	NMC	43-8	72	Bruce Withycomb	L&C	37-8
85	Jeff Bowman	L	43-7 3/4				

17. 400 METER RELAY SATURDAY 1:30

Women

New Event

Northwest Nazarene	49.8	Western Oregon	52.4
Willamette	49.8	Lewis & Clark	53.0
George Fox	51.7	Linfield	53.4

Men

District Record: 41.5 L 1976, GF 1978
1982 Winner: 42.78 EOJC

Linfield	42.8	Eastern Oregon	43.8
Lewis and Clark	42.8	George Fox	43.8
Southern Oregon State	43.1	Pacific	44.1
Willamette	43.2	Western Oregon	44.5

18. 1500 METERS

SATURDAY 1:45

Women

New Event

173	Lori Morgan	UofP	4:41.21	220	Kara Cristfullin	WU	4:57.5
16	Anne O'Leary	EOSC	4:46.4	17	Julie Richardson	EOSC	4:58.1
176	Janet VanFleet	UofP	4:47	77	Cathy Hanss	L&C	4:58.8
175	Kathy O'Connell	UofP	4:50.8	233	Cecily McCowen	WU	5:03.2
40	Nancy Roley	GF	4:52.9	194	Tammy Jarolimek	WOSC	5:06
112	Suzanne Tovrea	L	4:53.8	129	Kristin Finkbeiner	NNC	5:14.5
235	Margie Morris	WU	4:56.8	135	Alicia Tilzey	NNC	5:21.7

Men

District Record: 3-49.7 Steve Hills, NNC 1975

1982 Winner: 3-59.15 Tim Douglas, WOSC

95	Kris Mueller	L	3:37.7	19	Scott Ball	GF	4:02.7
185	Lynn Purdue	WOSC	3:54.7	10	Don Stearns	EOSC	4:03.1
91	Jesse Gore	L	3:56.2	1	Dwayne Atwood	EOSC	4:04.1
220	Kevin O'Connor	WU	3:56.7	174	Tim Brewer	NNC	4:04.9
89	Mike Friess	L	3:56.8	61	Paul Mattson	L&C	4:06.5
224	Robbie Wright	WU	3:58.5	71	David Trotter	L&C	4:09.7
211	Mark Holmiund	WU	3:59.3	52	Tom Geiger	L&C	4:09.8
7	Ken James	EOSC	4:00	51	Steve Fisher	L&C	4:10.9
189	Chris VanCauteren	WOSC	4:02.1	155	Scott Martin	SOSC	NT

19. HIGH HURDLES

SATURDAY 2:00

Women

New Event

178	Cindy Fulks	WB	15.2	193	Debbie Hiron	WOSC	16.2
80	Michelle McArthur	L&C	15.6	243	Leslie VanDeusen	WU	17.2
230	Cynthia Hoekstra	WU	15.9	125	Karyn Bignell	NNC	17.3
195	Carolyn Marchand	WOSC	16.0	73	Katie Carney	L&C	17.6
165	Leann Holliman	UofP	16.1	246	Esme Jensen	L&C	18.2

Men

District Record: 14.0 Rick Fergesen, L&C 1977

1982 Winner: 14.5 Mark Gianneschi, L&C

121	Jeff Smith	NNC	15.0	96	Doug Raven	L	15.5
53	Mark Gianneschi	L&C	15.1	3	Larry Conaway	EOSC	15.6
152	Dan Cripps	SOSC	15.3	21	Kieth Wigley	GF	16.4
203	Dave Crumme	WU	15.3	100	Mark Siegner	L	17.2
182	Mark Kelly	WOSC	15.4				

40 METERS				SATURDAY 8/12			
Women							
New Event							
177	Kelly Wesepka	UOSP	1:57.8	134	Julie Price	NMC	1:58.3
215	Michelle Wentzel	WOSC	1:00.4	133	Jill Price	NMC	1:58.3
141	Karin Johnson	NNL	1:00.8	14	Debbie Martin	EOSC	1:00.2
46	Natalia Herlihan	GF	1:01.2	38	Jodi Peters	GF	1:01.9
37	Kay Mattson	GF	1:01.3	130	Shana Galloway	NMC	1:00.4
197	Karin Sandberg	WOSC	1:01.4	137	Lorry Wirth	NMC	1:01.4
39	Lisa Pits	GF	1:02.8	247	Recky Price	NMC	1:00.6
226	Spring Alexander	NU	1:02.9				

Men

District Record: 47.2 Carl Shaw, L 1975
1982 Winner: 40.83 Morgan Cottle, SOSC

112	Jeff Johnson	NU	48.8	204	Sid Elliott	NU	50.0
48	Randy Drake	L	49.4	8	Kevin Mcadden	EOSC	51.1
141	Morgan Cottle	SOSC	49.4	138	Dave Bowman	WOSC	51.1
120	Tom Sievers	NNL	49.8	208	Andre Hagenel	NU	51.1
49	Yid Sears	L&C	50.0	3	Larry Galloway	EOSC	51.1
45	Randy Combs	L&C	50.2	66	Pich Sears	L&C	51.1
47	Brent Calabaja	L&C	50.3	32	Mark Young	GF	51.1
112	Rick Catalani	WI	50.6	243	Marc Stewart	P	50.1
140	John Cole	SOSC	50.7				

100 METERS				SATURDAY 8/12			
Women							
New Event							
126	Antonetta Blythe	NMC	12.3	232	Kim Kien	NU	12.4
241	Jessica Slayich	NU	12.5	130	Shana Galloway	WMC	12.6
234	Tammy Moland	NU	12.6	245	Susi Chaves	P	12.7
131	Karin Johnson	NMC	12.5	134	Julie Price	NNL	12.7
114	Nancy Marmont	UOSP	12.6	133	Jill Price	WMC	12.7
44	Lisa Pits	GF	12.7	16	Stephanie Davis	L&C	12.7
198	Cathy Sewell	WOSC	12.7				

Men

District Record: 10.4 Gregg Griffin, GF 1977
1982 Winner: 10.6 Terry Hendrin, SOSC

153	Terry Hendrix	SOSC	10.4	159	Marvin Turner	SOSC	11.0
144	Rick Thompson	P	10.8	156	John Jaussard	SOSC	11.1
114	Gregg Hill	L	10.9	26	Jim Young	GF	11.0
62	Tom Mott	L&C	10.9	67	Tony Pines	L&C	11.2
8	Jeff Haskisson	EOSC	10.9	9	Ker Coker	EOSC	11.2
63	Derrick Hizauchi	L&C	11.0	3	Larry Galloway	EOSC	11.2
179	Tom Goodman	WOSC	11.0	60	Harry Marmont	L&C	11.1
2	Tom Hobday	WOSC	11.1	149	James Benenatti	SOSC	11.1
43	Andy Combs	L&C	11.1	232	Jer Blythe	NU	11.2
116	Mark Locke	NU	11.1	24	Mark Pines	NU	11.1
117	Morgan Cottle	SOSC	11.1				

22. 800 METERS

SATURDAY 2:45

Women

New Event

200	Michelle Wentzel	WOSC	2:19.0	17	Julie Richardson	EOSC	2:26.6
235	Margie Morris	WU	2:19.7	79	Laura Lewallen	L&C	2:28.1
37	Kay Mattson	GF	2:20.1	135	Alicia Tilzey	NNC	2:31.3
239	Gayle Roth	WU	2:21.8	163	Richelle Snyder	SOSC	NT
169	Donna Kraemer	UP	2:22.18	129	Kristin Finkbeiner	NNC	NT
236	Linda Robinson	WU	2:23.3	136	Anita Tilzey	NNC	NT
15	Barbara O'Keefe	EOSC	2:25.8	173	Lon Morgan	UP	NT
38	Jodi Peters	GF	2:26.2				

Men

District Record: 1:50.8 Bruce Vogel, OCE 1972

1982 Winner: 1:56.35 David Lewis, WU

150	John Cole	SOSC	1:52.6	95	Kris Mueller	L	1:58.0
214	David Lewis	WU	1:55.0	19	Scott Ball	GF	1:58.3
11	Marvin Stewart	EOSC	1:55.2	28	Jerry Street	GF	1:59.3
218	Charles Mitchell	WU	1:55.4	118	Ron Richards	NNC	1:59.7
91	Jesse Gore	L	1:56.3	1	Dwayne Atwood	EOSC	2:00.1
71	David Trotter	L&C	1:56.6	123	Steve Yerger	NNC	2:00.1
208	Andre Hajnal	WU	1:56.9	187	Larry Schaeffer	WOSC	2:01
70	Mike Tiedy	L&C	1:57.8	245	Gerald Robinson	EOSC	2:02.1

23. 400 METER INTERMEDIATE HURDLES

SATURDAY 3:00

Women

New Event

178	Cindy Fulks	WB	1:05.5	193	Debbie Hiron	WOSC	1:13.0
80	Michelle McArthur	L&C	1:06.4	41	Joyce Still	GF	1:15.1
239	Gayle Roth	WU	1:06.5	125	Karyn Dignell	NNC	NT
36	Valerie Hurliman	GF	1:09.9	67	Leann Holliman	UP	NT
230	Cynthia Hoekstra	WU	1:10.6				

Men

District Record: 52.1 Tim Gilbert, NNC 1978

1982 Winner: 53.84 Don Hicks, W

152	Dan Cripps	SOSC	54.1	203	David Crum	WU	57.1
210	Don Hicks	W	54.2	121	Jeff Smith	NNC	57.4
97	Randy Reason	L	54.6	187	Larry Schaeffer	WOSC	56.7
53	Marc Gianneschi	L&C	56.6	44	Tim Clark	L&C	58.8
96	Doug Raven	L	57.0	1	Bob Feasel	EOSC	58.95
27	Randy Renfro	GF	57.1	182	Mark Kelly	WOSC	59.1

24. 200 METERS

SATURDAY 3:15

Women

New Event

241	Jessica Slavich	WU	26.0	145	Susi Chaffee	P	26.8
198	Cathy Seuell	WOSC	26.1	130	Shana Galloway	NNC	26.8
174	Nancy Nemarnik	UP	26.2	237	Mary Robinson	WU	27.1
131	Robin Johnson	NNC	26.2	137	Lorry Wirth	NNC	27.2
234	Tammy Moland	WU	26.5	134	Julie Price	NNC	27.4
177	Kelly Wosepka	UP	26.5	133	Jill Price	NNC	27.4
39	Lisa Pitts	GF	26.5	76	Stephanie Davis	L&C	27.7

Men

District Record: 21.1 Mark Burt, P 1976

21.1 Keith Shriver, L 1969

1982 Winner: 21.54 Terry Hendrix, SOSC

153	Terry Hendrix	SOSC	21.3	9	Ken McGee	EOSC	22.7
62	Tom Mell	L&C	22.0	63	Derrick Mitaguchi	L&C	22.7
104	Greg Will	L	22.0	159	Martin Turrer	SOSC	22.9
144	Rich Torquato	P	22.1	184	Ron Mobley	WOSC	23.0
5	Jeff Hoskisson	EOSC	22.4	45	Randy Coomb	L&C	23.0
43	Brent Carbajal	L&C	22.5	156	John Maussardt	SOSC	23.0
120	Tim Sievers	NNC	22.5	222	Jeb Smythe	WU	23.1
151	Morgan Cottle	SOSC	22.5	149	Warren Benenatti	SOSC	23.2
32	Mark Young	GF	22.6	26	Jim Moody	GF	23.3
67	Toby Robes	L&C	22.5	60	Harry Mamuka	L&C	23.4

25. 5,000 METERS

SATURDAY 3:15

Women

New Event

192	Bridget Cooke	WOSC	17:38.0	40	Nancy Roley	GF	19:19.1
176	Janet VanFleet	UP	17:39.8	82	Wendy Weidkamp	L&C	20:21.9
229	Kara Crisifulli	WU	18:26.5	168	Kathy Keller	UP	NT
110	Nadine Price	L	18:34.3	17	Julie Richardson	EOSC	NT
81	Jennie Stodd	L&C	19:15.0				

Men

District Record: 14:22.4 Steve Blikstad, GF 1973

1982 Winner: 14:48.23 Don Stearns, EOSC

95	Kris Mueller	L	14:28.8	223	Pat Williams	WU	15:14.2
89	Mark Friess	L	14:32.4	183	Frank Knight	WOSC	15:27.2
91	Jesse Gore	L	14:41.3	51	Paul Mattson	L&C	15:50.5
220	Kevin O'Connor	WU	14:55.0	66	Kirk Reynolds	L&C	15:55.5
211	Mark Holmlund	WU	14:55.7	18	Jon Aday	GF	15:59.9
224	Robbie Wright	WU	14:58.2	125	Mark Young	NNC	16:00.0
90	Glen Giovannetti	L	14:59.5	51	Steve Fisher	L&C	16:00.0
217	Greg Mackie	WU	15:02.0	116	Chip Johnson	NNC	NT
10	Don Stearns	EOSC	15:10.0	155	Scott Martin	SOSC	NT
189	Chris VanCauteren	WOSC	15:12.1				

26. 1600 RELAY (4 x 400)

SATURDAY 4:30

Women

New Event

University of Portland	4:05.0	George Fox	4:10.2
Willamette U.	4:09.4	Northwest Nazarene	4:14.7
Western Oregon	4:10.1	Lewis & Clark	4:27.0

Men

District Record: 3:13.7* L 1976 (*converted from yards)
1982 Winner: 3:24.21 L

Willamette U.	3:20.1	Eastern Oregon	3:27.2
Lewis & Clark	3:24.6	George Fox	3:28.2
Linfield	3:25.0	Northwest Nazarene	3:29.5
Southern Oregon	3:26.8	Pacific	3:31.2



Friday, April 22, 1983
La Grande, Oregon

WOMENS 400 M. DASH:

1. Kay Mattson G.F. 62.3
2. Valerie Hurliman G.F. 62.3
3. Barb O'Keefe EOSC 66.

WOMENS 400 M. DASH:

1. Tim Seiviera NNC 50.7
2. Kevin McCadden EOSC 51.1
3. Mark Young G.F. 51.8

WOMENS 100 M. DASH:

1. Robin Johnson NNC 13.2
2. Lisa Pitts G.F. 13.3
3. Shana Gallaway NNC 13.5

WOMENS 100 M. DASH:

1. Jeff Hoskins EOSC 11.7
2. Larry Conaway EOSC 11.9
3. Jim Moody G.F. 13.15
4. Steve Byers G.F. nt
Ride Fusic pulled hamstring

WOMENS 800 M.:

1. Jodi Peters G.F. 2:30.1
2. Barb O'Keefe EOSC 2:30.6
3. Alicia Tilzey NNC 2:40.6

WOMENS 800 METERS:

1. Marvin Stewart EOSC 1:58.1
2. Scott Ball G.F. 1:58.3
3. Brewer NNC 1:59.2
4. Jerry Street 1:59.3

WOMENS 400 HURDLES:

WOMENS 400 HURDLES:

1. Randy Renfro G.F. 57.1
2. Steve Byers G.F. 60.
3. Bob Feasel EOSC 61.2

WOMENS 200 M. DASH:

1. Robin Johnson NNC 26.5
2. Lisa Pitts G.F. 27.2
3. Lorry Hirth NNC 28.4

WOMENS 200 M. DASH:

1. Tim Seiviers NNC 22.5
2. Mark Young G.F. 22.6
3. Kevin McCadden EOSC 23.
4. Jim Moody G.F. 23.4

WOMENS 3,000 METER RUN:

1. Ann O'Leary EOSC 11:12.24
2. Julie Richardson EOSC 11:13

WOMENS 5,000 METER RUN:

1. Don Stearns EOSC 15:19.8
2. Ken James EOSC 16:00.7
3. Ron Richards NNC 16:16

WOMENS 1600 METER RELAY:

1. NNC (Cinkbeiner, Price, Tilzey)
1. G.F. (Pitts, Peters, Hurliman, Mattson) 4:19.6
2. EOSC 4:43.2

WOMENS 1600 METER RELAY:

1. EOSC (Conaway, Feasel, McCadden, Stewart) 3:27.2
2. G.F. 3:28.2

TEAM SCORES: (totals)

WOMEN NNC 49
George Fox 39
EOSC 26

WOMEN George Fox 73
EOSC 60
NNC 27

TRACK RESULTS:

EASTERN OREGON STATE COLLEGE

Weather:

Friday, April 22, 1983

La Grande, Oregon - - Teams: Eastern Oregon State, George Fox Coll., Northwest Nazarene Col.

FIELD EVENTS:

MALE SHOT:

1. Mike Watts G.F. 44' 3" 2. Dave Saranto NNC 41' 7" 3. N. Whitham G.F. 39' 9"
41' 10 1/2"

WOMENS SHOT:

1. Sandy Early NNC 42' 1" 2. Paula Wittenberg G.F. 33' 1 1/2"
3. Karyn Bignell NNC 27' 4"

MALE DISCUS:

1. Mike Watts G.F. 144' 7 1/2" 2. Nathan Whitham G.F. 125' 8"
3. Don Huston EOSC 125' 5 1/2"

WOMENS DISCUS:

1. Sandy Early NNC 120' 1 1/4" 2. Paula Wittenberg G.F. 116' 2"
3. Brenda Newell NNC 100' 9 1/2"

MALE JAVELIN:

1. Dave Saranto NNC 182' 0" 2. Don Dicus NNC 182' 7" 3. Owen James 182' 1" - 182' 5 1/2"
1. Mike Watts G.F. 192' 11" 2. Don Dicus 182' 7" 3. Owen James 173' 10" G.F. 173' 10"

WOMENS JAVELIN:

1. Bobe Day NNC 108' 7" 2. Melody Greenwald G.F. 94' 1/2"
3. Karyn Bignell NNC 92' 4"

MALE HIGH JUMP:

1. Owen James G.F. 6' 6" 2. Rick Ward EOSC 6' 2" 4. Keith Wigley G.F. 5-10
3. Jesse Vipperman EOSC 6' 2"

WOMENS HIGH JUMP:

1. Karyn Bignell NNC 53 1/2" 2. Melody Greenwald G.F. 5'

MALE LONG JUMP:

1. Larry Conaway EOSC 21' 6" 2. Steve Graham G.F. 20' 11"
3. Don Dicus NNC 20' 9 3/4" 4. Keith Wigley G.F. 20-8 1/4

WOMENS LONG JUMP:

1. Julie Price NNC 16 1/4' 2. Debbie Martin EOSC 15' 10" 1/2
3. Karyn Bignell NNC 15' 9" 1/2

MALE POLE VAULT:

1. Brent H cydel G.F. 14-6 15' 2. Tim Barr NNC 14' 13-6
3. Skip Holcombe G.F. 12' 11-6 4. Dave Elkins G.F. 11-0

MALE HAMMER:

1. Nathan Whitham G.F. 133' 10" 2. Randy Renfro G.F. 112' 5"
3. Mike Watts G.F. 111' 4"

MALE TRIPLE JUMP:

1. Don Dicus NNC 41' 93/4" 2. Larry Conaway 40' 5 1/2"
3. Keith Wigley G.F. 39' 10"

RELAYING EVENTS:

WOMENS 400 RELAY:

1. NNC (Galloway, Price, Johnson, Wirth) 51.1
2. G.F. 52.2

MALE 400 RELAY:

1. Eosc (Hoskisson, McCadden, Conaway, Stewart) 44.4
2. G.F. 45.5

WOMENS 1500 METERS:

1. Anne O'leary EOSC 4:52.7 2. Julie Richardson EOSC 5:10
3. Alicia Tilzey NNC 5:28.3

MALE 1500 METERS:

1. Don Stearns EOSC 4:11 2. Scott Ball G.F. 4:12 3. Dwayne Atwood EOSC 4:18
4. Jeff Tadlock G.F. 4:20.4

WOMENS 100 HURDLES:

MALE 110M HURDLES:

1. Larry Conaway EOSC 16.7 2. Steve Byers G.F. 20.2
3. Keith Wigley G.F. 21.5

GEORGE FOX COLLEGE/WILLAMETTE UNIVERSITY/PACIFIC UNIVERSITY

Newberg, Oregon

April 15, 1983

EVENT	PLACE	SCHOOL	TIME/DISTANCE	POINTS	GFC	WU	PU
WOMEN'S SHOT PUT	1st Chris Suess 2nd Parla Wittenberg 3rd Jennifer Jacobi	WU GF WU	36'5 1/2" 36'5" 34'10"	5 3 1	3/3	6/6	
WOMEN'S HIGH JUMP	1st Melody Groenvelt 2nd Trinidad 3rd Suzi Chaffee	GF WU PU	4'10" 4'10" 4'8"	5 3 1	5/8	3/9	
MEN'S HAMMER	1st Don Backman 2nd Goergen 3rd Coram 4th Nathan Whitham	WU WU WU GF	142'9" 137'9" 123'9" 123'3"	5 3 2 1	1/1	10/10	0/0
WOMEN'S 400m RELAY	1st Slavich, Moland, Klein, Robinson 2nd Seill, Mattson, Karlsson, Pitts	WU GF	51.2 52.4	5 0	0/8	5/14	
MEN'S 400m RELAY	1st Ofori, Johnson, Lipke, Elliott 2nd Deener, Stewart, Whitmore, Torquato	WU PU	43.6 44.5	5 3	0/1	5/15	3/3
MEN'S LONG JUMP	1st Ofori 2nd Mark Lipke 3rd Steve Graham 4th Keith Wigley	WU WU GF GF	22'8" 21'4 3/4" 21'0" 20'9 1/2" <i>PR</i>	5 3 2 1	3/4	3/23	0/3
MEN'S STEEPLE CHASE	1st Mark Holmlund 2nd Scott Ball 3rd Matt Wells	WU GF Unat	9:43.3 9:51.4 10:12.2	5 3 1	3/7	5/28	0/3
WOMEN'S 1500	1st Nancy Roley 2nd Cecily McCowen 3rd Cathy Rose	GF WU WU	5:03.2 5:15.0 5:21.9	5 3 1	5/13	4/18	
MEN'S 1500	1st David Lewis 2nd Kevin O'Connor 3rd Greg Mackie 4th Jeff Tadlock	WU WU WU GF	4:03.0 4:03.3 4:05.1 4:09.2	5 3 2 1	1/8	10/38	0/3
MEN'S 110 M	1st Dave Cruise 2nd Keith Wigley 3rd Steve Myers	WU GF GF	15.3 16.4 <i>PR</i> 17.1	5 3 2	5/13	5/43	0/3

EVENT	PLACE	SCHOOL	TIME/DISTANCE	POINTS	GTC	WU	PU
WOMEN'S LONG JUMP	1st Cindy Fulk	Unat	17'7 1/2"				
	2nd M. Robinson	WU	16'11 1/2"	5			
	3rd Susi Chaffee	PU	16'7 1/2"				
	4th Melody Groenewald	GF	15'5 3/4"	3	3/36	5/46	
MEN'S JAVELIN	1st Bart Hendrix	PU	201'2"	5			
	2nd Mike Watts	GF	197'2"	3			
	3rd Owen James	GF	182'4" <i>7R</i>	2			
	4th Mike Lipke	WU	162'5"	1	5/42	1/85	5/18
WOMEN'S JAVELIN	1st Regina Morris	PU	141'				
	2nd Vickie Hough	GF	111'6"	5			
	3rd Melody Groenewald	GF	111'3"	3			
	4th Carter	WU	90'9"	1	8/42	1/47	
WOMEN'S 200m	1st Jessica Slavich	WU	26.0	5			
	2nd Lisa Pitts	GF	26.5	2			
	3rd Tazmy Roland	WU	26.5	2	2/44	7/54	
MEN'S 200m	1st Rich Torquato	WU	22.5	5			
	2nd Mark Young	GF	22.7 <i>Season best</i>	3			
	3rd Sid Elliott	WU	22.8	2			
	4th Jeb Smythe	WU	23.1	1	3/45	8/54	0/18
WOMEN'S 3000	1st Nancy Reley	GF	10:55.9	5			
	2nd Kate Griseifull	WU	11:29.4	3			
	3rd Lorie Hampoch	WU	12:02	1	5/49	4/53	
MEN'S 5000	1st Keith Maneval	WU	15:41.1	5			
	2nd Jon Ady	GF	16:07.7	3			
	3rd Todd Elliott	GF	16:27.5	2	5/50	5/58	0/18
WOMEN'S 1500	1st Paula Wittenberg	GF	133'9"	5			
	2nd Teresa Church	WU	121'	3			
	3rd Chzls Suesc	WU	108'7"	1	5/51	4/62	
WOMEN'S 1500 RELAY	1st Pitts, Peters						
	Marlinson, Mattson	GF	4:10.9	5	5/51	0/62	
MEN'S TRIPLE JUMP	1st Mark Lipke	WU	44'10 1/2"	5			
	2nd Keith Wigley	GF	41'2 1/2"	3			
	3rd Steve Grah	GF	40'4 1/2"	2	5/55	5/103	0/18
MEN'S 1600 RELAY	1st Elliott, Mitchell,						
	Boynai, Johnson	WU	3:23.1	5			
	2nd Moody, Ball,						
	Roufro, Young	GF	3:29.6	3	3/51	5/108	0/18
MEN'S DISCUS	1st Mike Watts	GF	148'2"	5			
	2nd Dave Novotny	WU	135'6"	3			
	3rd Todd Coergen	WU	133'8"	2			
	4th Don Backman	WU	132'6"	1	5/63	6/114	0/18

EVENT	PLACE	SCHOOL	TIME/DISTANCE	POINTS	GP	WU	PU
WOMEN'S 100 M	1st Cynthia Hochstet	WU	16.0	5			
	2nd Gayle Roth	WU	17.5	3			
	3rd Joyce Scill	GF	18.5	1	1/14	0/26	
WOMEN'S 400m	1st Valerie Berlinina	GF	1:01.8	5			
	2nd Spring Alexander	WU	1:04.1	3			
	3rd Cathy Jones	WU	1:06.4	1	5/19	4/30	
MENT'S SHOT PUT	1st Dave Hovorney	WU	40' 2"	5			
	2nd Todd Goergen	WU	47' 9"	3			
	3rd Don Beckman	WU	40' 11"	2			
	4th Mike Watts	GF	42' 11"	1	1/14	10/53	0/3
MENT'S 400	1st Jeff Johnson	WU	40.3	5			
	2nd Earl Young	GF	51.3	3			
	3rd Mark Stewart	PU	53.7	2			
	4th Wayne Whitmore	PU	55.0	1	3/17	5/58	3/6
MENT'S HIGH JUMP	1st Owen James	GF <i>x hammy</i>	6' 6"	5			
	2nd Phil Hayes	WU	6' 4"	3			
	3rd Jon Gabriel	WU	6' 2"	2	5/22	5/63	0/6
WOMEN'S 100m	1st Jessica Slavich	WU	12.5	5			
	2nd Penny Moland	WU	12.6	3			
	3rd Lisa Pitts	GF	12.7	1	1/20	0/30	
WOMEN'S 800	1st Kay Mattson	GF	2:21.3	5			
	2nd Margie Morris	WU	2:22.3	3			
	3rd Jodi Peters	GF	2:26.2	1	6/26	3/41	
MENT'S 100m	1st Richard Torquato	PU	10.8	5			
	2nd Mark Lipke	WU	11.2	3			
	3rd Jim Moody	GF	11.2 <i>PR?</i>	2			
	4th Sid Elliott	WU	11.4	1	2/24	4/67	5/11
MENT'S 800	1st Andre Hajnal	WU	1:58.5	5			
	2nd Charlie Mitchell	WU	1:58.9	3			
	3rd Scott Ball	GF	2:00.2	2			
	4th Jerry Street	GF	2:01.7	1	3/27	8/75	0/11
WOMEN'S 400 M	1st Joyce Scill	GF	1:15.1	5	5/31	0/41	
MENT'S 400 M	1st Dave Crum	WU	57.5	5			
	2nd Randy Renfro	GF	58.1	3			
	3rd Steve Byers	GF	59.7	2	5/32	5/80	0/11
MENT'S POLE VAULT	1st Brent Heydel	GF	14' 6"	5			
	2nd Jon Gabriel	WU	13' 6"	3			
	3rd Mike Kautelack	PU	13' 0"	2			
	4th Mike Spurr	WU	12' 0"	1	5/37	4/84	2/13

GEORGE FOX COLLEGE/WILLAMETTE UNIVERSITY/PACIFIC UNIVERSITY

Newberg, Oregon

April 15, 1983

EVENT	PLACE	SCHOOL	TIME/DISTANCE	POINTS	GF	WU	PU
WOMEN'S SHOT PUT	1st Chris Suesse 2nd Paula Wittenberg 3rd Jennifer Jacobi	WU GF WU	36'54" 36'5" 34'10"	5 3 1	3/3	6/6	
WOMEN'S HIGH JUMP	1st Melody Groeneweld 2nd Trinidad 3rd Sue Chaffee	GF WU PU	4'10" 4'10" 4'8"	5 3 0	5/8	3/9	
MEN'S HAMMER	1st Don Bachman 2nd Gergan 3rd Gergan 4th Nathan Whithan	WU WU WU GF	142'9" 137'9" 123'9" 123'3"	5 3 2 1	1/1	10/10	0/0
WOMEN'S 400m RELAY	1st Slavich, Moland, Klein, Robinson 2nd Still, Mattson, Barriman, Pitzer	WU GF	51.2 52.4	5 0	0/8	5/14	
MEN'S 400m RELAY	1st Ofoxi, Johnson, Lipke, Elliott 2nd Beener, Stewart, Whitmore, Torquato	WU PU	43.6 44.5	5 3	0/1	5/15	3/3
MEN'S LONG JUMP	1st Ofoxi 2nd Mark Lipke 3rd Steve Graham 4th Keith Wigley	WU WU GF GF	22'8" 21'4 3/4" 21'0" 20'9 1/2"	5 3 2 1	3/4	8/23	0/3
MEN'S STEPPLE CHASE	1st Mark Holmlund 2nd Scott Ball 3rd Matt Wells	WU GF Upst	9:43.3 9:51.4 10:12.2	5 3 0	3/7	5/28	0/3
WOMEN'S 1500	1st Nancy Raley 2nd Cecily McCowen 3rd Cathy Rose	GF WU WU	5:03.2 5:15.0 5:21.9	5 3 1	5/13	4/18	
MEN'S 1500	1st David Lewis 2nd Kevin O'Connor 3rd Greg Mackie 4th Jeff Radlock	WU WU WU GF	4:03.0 4:03.3 4:05.1 4:09.2	5 3 2 1	1/8	10/28	0/3
MEN'S 110 M	1st Dave Cerne 2nd Keith Wigley 3rd Steve Byers	WU GF GF	15.3 16.4 17.1	5 3 2	5/13	5/23	0/3

EVENT	PLACE	SCHOOL	TIME/DISTANCE	POINTS	GFC	WU	PU
WOMEN'S 100 M	1st Cynthia Hoekstra	WU	16.9	5			
	2nd Gayle Roth	WU	17.5	3			
	3rd Joyce Still	GF	18.5	1	1/14	8/26	
WOMEN'S 400m	1st Valerie Emilian	GF	1:01.8	5			
	2nd Spring Alexander	WU	1:04.1	3			
	3rd Cathy Jones	WU	1:04.4	1	5/19	4/30	
MEN'S SHOT	1st Dave Novotney	WU	48'8"	5			
	2nd Todd Boergen	WU	47'9"	3			
PUT	3rd Don Backman	WU	46'11"	2			
	4th Mike Watts	GF	42'11"	1	1/14	10/53	0/3
MEN'S 400	1st Jeff Johnson	WU	48.8	5			
	2nd Mark Young	GF	51.3	3			
	3rd Mark Stewart	PU	53.7	2			
	4th Wayne Whitmire	PU	55.0	1	3/17	5/58	3/6
MEN'S HIGH JUMP	1st Owen James	GF	6'6"	5			
	2nd Phil Reyes	WU	6'4"	3			
	3rd Jon Gabriel	WU	6'2"	2	5/22	5/63	0/6
WOMEN'S 100m	1st Jessica Slavich	WU	12.5	5			
	2nd Penny Roland	WU	12.6	3			
	3rd Lisa Pitts	GF	12.7	1	1/20	8/38	
WOMEN'S 800	1st Kay Mattson	GF	2:21.3	5			
	2nd Margie Morris	WU	2:22.3	3			
	3rd Jodi Peters	GF	2:26.2	1	6/26	3/41	
MEN'S 100m	1st Richard Torquato	PU	10.8	5			
	2nd Mark Lipke	WU	11.2	3			
	3rd Jim Moody	GF	11.2	2			
	4th Sid Elliott	WU	11.4	1	2/24	4/67	5/11
MEN'S 800	1st Andre Najuel	WU	1:58.5	5			
	2nd Charlie Mitchell	WU	1:58.9	3			
	3rd Scott Ball	GF	2:00.2	2			
	4th Jerry Street	GF	2:01.7	1	3/27	8/75	0/11
WOMEN'S 400 M	1st Joyce Still	GF	1:15.1	5	5/31	0/41	
MEN'S 400 M	1st Dave Gruma	WU	57.5	5			
	2nd Randy Renfro	GF	58.1	3			
	3rd Steve Byers	GF	59.7	2	5/32	5/80	0/11
MEN'S POLE VAULT	1st Brent Heydel	GF	14'6"	5			
	2nd Jon Gabriel	WU	13'6"	3			
	3rd Mike Kastelecky	PU	13'0"	2			
	4th Mike Spurr	WU	12'0"	1	5/37	4/84	2/13

EVENT	PLACE	SCHOOL	TIME/DISTANCE	POINTS	GHC	WU	PU
WOMEN'S LONG JUMP	1st Cindy Fulks	Unat	17' 7 1/4"				
	2nd M. Robinson	WU	16' 11 1/4"	5			
	3rd Susi Chaffee	PU	16' 7 1/2"				
	4th Melody Groeneveld	CF	15' 5 3/4"	3	3/34	5/46	
MEN'S JAVELIN	1st Bart Hendrix	PU	201' 2"	5			
	2nd Mike Watts	CF	197' 2"	3			
	3rd Owen James	CF	182' 4"	2			
	4th Mike Lipke	WU	162' 6"	1	5/42	1/65	5/18
WOMEN'S JAVELIN	1st Regina Morris	PU	141'				
	2nd Vickie Raugh	CF	111' 6"	5			
	3rd Melody Groeneveld	CF	111' 5"	3			
	4th Carter	WU	90' 9"	1	8/42	1/47	
WOMEN'S 200m	1st Jessica Slavich	WU	26.0	5			
	2nd Lisa Pitts	CF	26.5	2			
	3rd Tammy Moland	WU	26.5	2	2/44	7/54	
MEN'S 100m	1st Rich Tomquato	WU	22.5	5			
	2nd Mark Young	CF	22.7	3			
	3rd Sid Elliott	WU	22.8	2			
	4th Jeb Saythe	WU	23.1	1	3/45	8/91	0/18
WOMEN'S 5000m	1st Nancy Riley	CF	10:55.9	5			
	2nd Kara Cristofulli	WU	11:29.4	3			
	3rd Lorie Wapoch	WU	12:02	1	5/46	4/58	
MEN'S 5000	1st Keith Maneval	WU	15:41.1	5			
	2nd Jon Adey	CF	16:07.7	3			
	3rd Todd Balleck	CF	18:27.5	2	5/51	5/98	0/18
WOMEN'S DISCUS	1st Paula Wittenberg	CF	133' 9"	5			
	2nd Teresa Church	WU	121'	3			
	3rd Chris Snare	WU	108' 7"	1	5/56	4/82	
WOMEN'S 1600 RELAY	1st Pitts, Peters Hurliman, Matson	CF	4:10.9	5	5/51	0/42	
MEN'S TRIPLE JUMP	1st Mark Lipke	WU	46' 10 1/4"	5			
	2nd Keith Wigley	CF	41' 2 1/4"	3			
	3rd Steve Graham	CF	40' 4 1/4"	2	5/55	5/103	0/18
MEN'S 1600 RELAY	1st Elliott, Mitchell, Boyd, Johnson	WU	3:23.1	5			
	2nd Moody, Ball, Rafro, Young	CF	3:29.6	3	3/51	5/108	0/18
MEN'S DISCUS	1st Mike Watts	CF	148' 2"	5			
	2nd Dave Horowitz	WU	135' 6"	3			
	3rd Todd Goergen	WU	133' 8"	2			
	4th Don Backman	WU	132' 6"	1	5/63	6/114	0/18

GEORGE FOX COLLEGE/LINFIELD COLLEGE/WHITMAN COLLEGE
WESTERN OREGON STATE COLLEGE/GEORGE FOX ALUMNI

Newberg, OR
April 9, 1983

EVENT	PLACE	SCHOOL	TIME/DISTANCE	POINTS	GFC	LC	WOSC	WC
WOMEN'S HIGH JUMP	1st Melody Groeneveld 2nd Susan Burton 3rd Carolyn Marchand 4th Kathy Sanders	GFC WC WOSC L	4'8" 4'8" 4'6" 4'4"	5 3 2 1	5/5	1/1	2/2	3/3
WOMEN'S SHOT PUT	1st Dixie McCadden 2nd Colette Tompkins 3rd Paula Wittenberg 4th Sheryl Ward	WC WC GFC WOSC	39'9 1/2" 38'1 1/2" 37'1" 36'8"	5 3 2 1	2/7	1/1	1/3	8/11
WOMEN'S 400m RELAY	1st Still-Mattson- Hurliman-Pitts 2nd Marchand-Wentzel- Sevill-Sandburg 3rd Preiss-Sanders- Hogue-Bell	GFC GFC WOSC LC	51.7 52.7 DSQ	5 3 0	5/12	0/1	3/6	0/11
WOMEN'S LONG JUMP	1st Melody Groeneveld 2nd Carolyn Marchand 3rd Bonnie Grotjohn	GFC WOSC GFC	16'0" 14'7" 13'3 3/4"	5 3 2	7/19	0/1	3/9	0/11
MEN'S 400m RELAY	1st Kent-Tarpenning- Will-Drake 2nd Byers-Young- Moody-James	LC 2 GFC	42.9 43.8	5 3	3/3	5/5	0/0	0/0
MEN'S HAMMER THROW	Steve Cartis 1st Glenn Hill Craig Caster 2nd Ron Miller 3rd Brian Caster 4th Nathan Whitman	A WOSC Unac L L 4 GFC	160'5" 146'8" 141'1" 140'2" 132'4" 128'8"	5 3 3 2 1	3/6	5/10	5/5	0/0
MEN'S STEERLE	1st Kris Mueller 2nd Scott Redman 3rd Gary Harrison 4th Jon Ady	LC WC WC 4 GFC	9:34.0 10:03.7 10:20.5 10:25.7	5 3 2 1	1/5	5/15	0/5	0/5
WOMEN'S 1500	1st Bridget Coche 2nd Nancy Holey 3rd Nadine Price 4th Diane Wharman	WOSC GFC LC WC	4:50.2 5:00.3 5:06.1 5:13.7	5 3 2 1	3/22	2/2	5/14	1/12

EVENT	PL/CE	SCHOOL	TIME/DISTANCE	POINTS	GFC	LC	WOSC	WC
MEN'S 1500	1st Jesse Gorn	LC	3:56.2	5				
	2nd Mike Friess	LC	3:57.4	3				
	3rd Thaddeus McCamant	WC	3:57.9	2				
	4th Lym. <i>South Ball</i>	WOSC	4:01.1	1	0/5	8/23	1/6	2/7
			4:02.7					
WOMEN'S 100 FH	1st Carolyn Marchand	WOSC	0:17.9	5				
	2nd Debbie Hixons	WOSC	0:18.6	3				
	3rd Joyce Still	GFC	0:18.7	2	2/24	0/3	8/22	0/12
MEN'S HIGH JUMP	1st Owen James	1 GFC	6'4"	5				
	2nd Keith Wigley	2 GFC	5'10"	3				
	3rd Brent Heydel	3 GFC	5'10"	2				
	4th Brian Venema	WOSC	5'10"	1	0/15	0/23	1/7	0/7
MEN'S LONG JUMP	1st Mike Austin	LC	21'1/2"	5				
	2nd Kane Toomb	LC	20'6"	3				
	3rd Steve Graham	3 GFC	20'3 3/4"	2				
	4th Keith Wigley	4 GFC	20'2 3/4"	1	3/18	8/31	0/7	0/7
MEN'S 110 FH	1st Doug Rauen	LC	15.7	5				
	2nd Mark Kelley	WOSC	16.3	3				
	3rd Arina Gage	WC	17.2	2				
	4th Keith Wigley	4 GFC	17.3	1	1/19	5/36	3/10	2/9
WOMEN'S 100m	1st Kay Mattson	GFC	1:01.3	5				
	2nd Karin Sandburg	WOSC	1:01.7	3				
	3rd Rox Gage	GFC	1:08.7	2	1/31	0/3	3/25	0/12
MEN'S 200m	1st Randy Drake	LC	50.3	5				
	2nd Mark Young	2 GFC	51.4	3				
	3rd Jim Boeschkeger	WC	52.4	2				
	4th Mike Amiel	WOSC	52.6	1	3/29	5/41	1/11	2/11
WOMEN'S 200m	1st Lisa Pites	GFC	13.3	5				
	2nd Cathy Savell	WOSC	13.7	3				
	3rd Lorraine Preiss	LC	14.0	2				
	4th Joyce Still	GFC	14.3	1	6/37	2/5	3/28	0/12
MEN'S 400m	1st Brent Heydel	1 GFC	12'6"	5				
	2nd Skip Holcombe	2 GFC	11'0"	3				
	3rd Steve Graham	3 GFC	11'0"	2	10/32	0/41	0/11	0/11
MEN'S 500m	1st Greg Will	LC	11.2	5				
	2nd Forrest Solomon	WC	11.5	3				
	3rd Marcus Wilcox	WC	11.8	2				
	4th Jim Moody	4 GFC	12.0	1	1/29	5/46	0/11	5/16

EVENT	PLACE	SCHOOL	TIME/DISTANCE	POINTS	GFC	LC	WOSC	WC
MEN'S SHOT PUT	1st Kelly Highberger	WOSC	48' 11 $\frac{1}{2}$ "	5				
	2nd Mike Watts	2 GFC	39' 5"	3				
	3rd Glenn Hill	WOSC	38' 10 $\frac{1}{2}$ "	2				
	4th Dan Knauss	LC	38' 3 $\frac{1}{2}$ "	1	3/36	1/47	7/18	0/16
WOMEN'S JAVELIN	1st Kathy Sanders	LC	129' 6"	5				
	2nd Vicki Baugh	4 GFC	104'	3				
	3rd Jenny Larson	WC	102' 3"	2				
	4th Dixie McCadden	WC	98' 4"	1	3/40	5/10	0/28	3/15
WOMEN'S 800	1st Michelle Wentzel	WOSC	2:23.5	5				
	2nd Jodi Peters	GFC	2:27.9	3				
	3rd Nancy Roiley	GFC	2:28.5	2				
	4th Sarah Roy	WC	2:36.6	1	5/45	0/10	5/33	1/16
MEN'S 800	1st Richard Bean	WC	1:54.9	5				
	2nd Jesse Gore	LC	1:58.2	3				
	3rd Thaddeus McCament	WC	1:59.7	2				
	4th Chris VanCauteren	WOSC	2:00.1	1	0/36	3/50	1/19	7/23
WOMEN'S 400 IH	1st Valerie Hurliman	4 GFC	1:10.2	5				
	2nd Debbie Hiron	WOSC	1:15.0	3				
	3rd Joyce Still	4 GFC	1:16.3	2				
	4th Carolyn Marchand	WOSC	1:19.4	1	7/52	0/10	4/37	0/16
MEN'S 400 IH	1st Randy Reason	LC	55.4	5				
	2nd Randy Renfro	2 GFC	59.1	3				
	3rd Larry Schaeffer	WOSC	59.3	2				
	4th Steve Myers	4 GFC	60.0	1	4/40	5/55	2/21	0/23
MEN'S TRIPLE JUMP	1st Kent Toomb	LC	48' 5"	5				
	2nd Mike Austin	LC	42' 2 $\frac{1}{2}$ "	3				
	3rd Lee Reed	WOSC	42' 1 $\frac{1}{2}$ "	2				
	4th Jeff Bowman	LC	40' 4"	1	0/40	9/64	2/23	0/23
WOMEN'S 200	1st Lisa Potts	GFC	27.7	5				
	2nd Kay Mattson	GFC	28.3	3				
	3rd Cathy Sevall	WOSC	28.5	2				
	4th Lorraine Prais	LC	30.5	1	8/60	1/13	2/39	0/16
MEN'S 200	1st Greg Will	LC	22.4	5				
	2nd Norbert Solomonson	WC	22.9	3				
	3rd Mark Young	3 GFC	23.7	2				
	4th Jim Moody	4 GFC	23.7	1	3/43	3/69	0/23	3/26

EVENT	PLACE	SCHOOL	TIME/DISTANCE	POINTS	GFC	LC	WOSC	WC
MEN'S JAVELIN	1st Dan Scott	LC	199' 8 1/2"	5				
	2nd Russ Fagg	WC	186' 0"	3				
	3rd Mike Watts	3 GFC	184' 4"	2				
	4th Owen James	4 GFC	171' 5"	1	3/46	5/74	0/23	3/29
WOMEN'S 5000	1st Bridget Cooke	WOSC	17:43.9	5				
	2nd Suzanne Tourea	LC	19:16.7	3				
	3rd Diane Hinzman	WC	20:28.7	2	0/60	3/14	5/43	2/18
MEN'S 5000	1st David Mitchell	WC	15:06.3	5				
	2nd Glen Giovannetti	LC	15:11.9	3				
	3rd Frank Knight	WOSC	15:27.8	2				
	4th Scott Ball	4 GFC	15:58.3	1	1/47	3/77	2/25	5/34
WOMEN'S 1600 RELAY	1st Pitts-Peters- Hurlman-Mattson	GFC	4:15.8	5				
	2nd Cooke-Sandburg- Jaroslavik-Wentzel	WOSC	4:25.5	3				
	3rd Grotjohn-Groeneveld- Roley-Cate	GFC	Non count	0	5/65	0/14	3/46	0/18
MEN'S 1600 RELAY	1st Reason-Kent- Will-Drake	LC	3:27.3	5				
	2nd	WC	3:28.7	3				
	3rd Young-Renfro- James-Moody	3 GFC	3:32.0	2	2/49	5/82	0/25	3/37
WOMEN'S DISCUS	1st Paula Wittenberg	GFC	118' 11"	5				
	2nd Rhoda Turcott	WC	116' 3"	3				
	3rd Colette Tompkins	WC	101' 8"	2				
	4th Sandy McCart	WOSC	97' 8"	1	5/70	0/14	1/47	5/23
MEN'S DISCUS	1st Mike Watts	1 GFC	134' 4"	5				
	2nd Brian Caster	LC	125' 8"	3				
	3rd Dan Knauss	LC	124' 1"	2				
	4th Nathan Whitham	4 GFC	122' 8"	1	6/56	5/87	0/25	0/37

GEORGE FOX COLLEGE/LINFIELD COLLEGE/WATMAN COLLEGE
WESTERN OREGON STATE COLLEGE/GEORGE FOX ALUMNI

Newberg, OR
April 9, 1983

EVENT	PLACE	SCHOOL	TIME/DISTANCE	POINTS	GFC	LC	WOSC	WC
WOMEN'S HIGH JUMP	1st Melody Groeneveld 2nd Susan Buxton 3rd Carolyn Marchand 4th Kathy Sanders	GFC WC WOSC L	4'8" 4'8" 4'6" 4'4"	5 3 2 1	5/5	1/1	2/2	3/3
WOMEN'S SHOT PUT	1st Dixie McCadden 2nd Colette Tompkins 3rd Paula Wittenberg 4th Sheryl Ward	WC WC GFC WOSC	39'9½" 38'1½" 37'1" 36'8"	5 3 2 1	2/7	1/1	1/3	8/11
WOMEN'S 400m RELAY	1st Still-Mattson- Hurliman-Pitts 2nd Marchand-Wentzel- Sevell-Sandburg 3rd Preiss-Sanders- Hogue-Bell	GFC WOSC LC	51.7 52.7 DSQ	5 3 0	5/12	0/1	3/6	0/11
WOMEN'S LONG JUMP	1st Melody Groeneveld 2nd Carolyn Marchand 3rd Bonnie Grotjohn	GFC WOSC GFC	16'0" 14'7" 13'3 3/4"	5 3 2	7/19	0/1	3/9	0/11
MEN'S 400m RELAY	1st Kent-Tarpenning- Will-Drake 2nd Byers-Young- Moody-James	LC GFC	42.9 43.8	5 3	3/3	5/5	0/0	0/0
MEN'S HAMMER THROW	Steve Curtis 1st Glenn Hill Greg Caster 2nd Ron Miller 3rd Brian Caster 4th Nathan Whicham	A WOSC Unat L L GFC	160'5" 146'8" 141'1" 140'2" 132'4" 128'8"	5 3 3 2 1	3/4	5/10	5/5	0/0
MEN'S STEEPLE	1st Kris Mueller 2nd Scott Redman 3rd Gary Borjesson 4th Jon Aday	LC WC WC GFC	9:31.0 10:09.7 10:20.5 10:25.7	5 3 2 1	1/5	5/15	0/5	5/5
WOMEN'S 1500	1st Bridget Cooke 2nd Nancy Toley 3rd Madine Price 4th Diane Rinzman	WOSC GFC LC WC	4:50.2 5:00.3 5:06.1 5:13.7	5 3 2 1	3-2	2/3	5/14	1/12

EVENT	PLACE	SCHOOL	TIME/DISTANCE	POINTS	GFC	LC	WOSC	WC
MEN'S 1500	1st Jesse Gore	LC	3:56.2	5				
	2nd Mike Friess	LC	3:57.4	3				
	3rd Thaddeus McCamant	WC	3:57.9	2				
	4th Lynn Purdue	WOSC	4:01.1	1	0/5	8/23	1/6	2/7
WOMEN'S 100 M	1st Carolyn Marchand	WOSC	0:17.9	5				
	2nd Debbie Hiron	WOSC	0:18.6	3				
	3rd Joyce Still	GFC	0:18.7	2	2/24	0/3	8/22	0/12
MEN'S HIGH JUMP	1st Owen James	GFC	6'4"	5				
	2nd Keith Wigley	GFC	5'10"	3				
	3rd Brent Heydel	GFC	5'10"	2				
	4th Brian Venema	WOSC	5'10"	1	0/13	0/23	1/7	0/7
MEN'S LONG JUMP	1st Mike Austin	LC	21'4"	5				
	2nd Kent Toomb	LC	20'6"	3				
	3rd Steve Graham	GFC	20'3 3/4"	2				
	4th Keith Wigley	GFC	20'2 3/4"	1	3/28	8/31	0/7	0/7
MEN'S 110 M	1st Doug Rauen	LC	15.7	5				
	2nd Mark Kelley	WOSC	16.3	3				
	3rd Arlen Cage	WC	17.2	2				
	4th Keith Wigley	GFC	17.3	1	1/19	5/36	3/10	2/9
WOMEN'S 100m	1st Kay Mattson	GFC	1:01.3	5				
	2nd Karin Sandburg	WOSC	1:01.7	3				
	3rd Roxy Gate	GFC	1:08.7	2	7/31	0/3	3/25	0/12
MEN'S 100m	1st Randy Drake	LC	50.3	5				
	2nd Mark Young	GFC	51.4	3				
	3rd Jim Boeckstieger	WC	52.4	2				
	4th Mike Amsel	WOSC	52.6	1	3/22	5/41	1/11	2/11
WOMEN'S 100m	1st Lisa Potts	GFC	13.3	5				
	2nd Cathy Sevell	WOSC	13.7	3				
	3rd Lorraine Preiss	LC	14.0	2				
	4th Joyce Still	GFC	14.3	1	6/37	2/5	3/28	0/12
MEN'S 110 HUR	1st Brent Heydel	GFC	12'6"	5				
	2nd Skip Holcombe	GFC	11'0"	3				
	3rd Steve Graham	GFC	11'0"	2	10/32	0/41	0/11	0/11
MEN'S 100m	1st Greg Will	LC	11.2	5				
	2nd Norbert Solomon	WC	11.5	3				
	3rd Marcus Wilcox	WC	11.8	2				
	4th Jim Moody	GFC	12.0	1	1/32	5/46	0/11	5/26

EVENT	PLACE	SCHOOL	TIME/DISTANCE	POINTS	GFC	LC	WOSC	WC
MEN'S SHOT PUT	1st Kelly Highberger	WOSC	48'11 ¹ / ₂ "	5				
	2nd Mike Watts	GFC	39'5"	3				
	3rd Glenn Hill	WOSC	38'10 ¹ / ₂ "	2				
	4th Dan Knausa	LC	38'3 ¹ / ₂ "	1	3/36	1/47	7/18	0/16
WOMEN'S JAVELIN	1st Kathy Sanders	LC	129'6"	5				
	2nd Vicki Baugh	GFC	104'	3				
	3rd Jenny Larson	WC	102'3"	2				
	4th Dixie McCadden	WC	98'4"	1	3/40	5/10	0/28	3/15
WOMEN'S 800	1st Michelle Wentzel	WOSC	2:23.5	5				
	2nd Jodi Peters	GFC	2:27.9	3				
	3rd Nancy Roley	GFC	2:28.5	2				
	4th Sarah Roy	WC	2:36.6	1	5/45	0/10	5/33	1/16
MEN'S 800	1st Richard Bean	WC	1:54.9	5				
	2nd Jesse Gore	LC	1:58.2	3				
	3rd Thaddeus McCamant	WC	1:59.7	2				
	4th Chris VanCauteren	WOSC	2:00.1	1	0/36	3/50	1/19	7/23
WOMEN'S 400 IH	1st Valerie Hurliman	GFC	1:10.2	5				
	2nd Debbie Hiron	WOSC	1:15.0	3				
	3rd Joyce Still	GFC	1:16.3	2				
	4th Carolyn Marchand	WOSC	1:19.4	1	7/52	0/10	4/37	0/16
MEN'S 400 IH	1st Randy Reason	LC	55.4	5				
	2nd Randy Renfro	GFC	59.1	3				
	3rd Larry Schaeffer	WOSC	59.9	2				
	4th Steve Byers	GFC	60.0	1	4/40	5/55	2/21	0/23
MEN'S TRIPLE JUMP	1st Kent Toomb	LC	43'5"	5				
	2nd Mike Austin	LC	42'2 ¹ / ₂ "	3				
	3rd Lee Reed	WOSC	42'1 ¹ / ₂ "	2				
	4th Jeff Bowman	LC	40'4"	1	0/40	9/64	2/23	0/23
WOMEN'S 200	1st Lisa Pitts	GFC	27.7	5				
	2nd Kay Mattson	GFC	28.3	3				
	3rd Cathy Seuell	WOSC	28.5	2				
	4th Lorraine Preiss	LC	30.5	1	8/60	1/11	2/39	0/16
MEN'S 200	1st Greg Will	LC	22.4	5				
	2nd Norbert Solomonson	WC	22.9	3				
	3rd Mark Young	GFC	23.7	2				
	4th Jim Moody	GFC	23.7	1	3/43	5/69	0/23	3/26

EVENT	PLACE	SCHOOL	TIME/DISTANCE	POINTS	GFC	LC	WOSC	WC
MEN'S JAVELIN	1st Dan Scott	LC	199' 8 1/2"	5				
	2nd Russ Fagg	WC	188' 0"	3				
	3rd Mike Watts	GFC	184' 4"	2				
	4th Owen James	GFC	171' 5"	1	3/46	5/74	0/23	3/29
WOMEN'S 5000	1st Bridget Cooke	WOSC	17:43.9	5				
	2nd Suzanne Tourea	LC	19:16.7	3				
	3rd Diane Eizman	WC	20:28.7	2	0/60	3/14	5/43	2/18
MEN'S 5000	1st David Mitchell	WC	15:06.3	5				
	2nd Glen Giovannetti	LC	15:11.9	3				
	3rd Frank Knight	WOSC	15:27.8	2				
	4th Scott Ball	GFC	15:58.3	1	1/47	3/77	2/25	5/34
WOMEN'S 1600 RELAY	1st Pitts-Peters- Hurliman-Mattson	GFC	4:15.8	5				
	2nd Cooke-Sandberg- Jarolimik-Wentzel	WOSC	4:25.5	3				
	3rd Grotjohn-Groeneveld- Roley-Cate	GFC	Non count	0	5/65	0/14	3/46	0/18
MEN'S 1600 RELAY	1st Reason-Kent- Will-Brake	LC	3:27.3	5				
	2nd	WC	3:28.7	3				
	3rd Young-Renfrow- James-Moody	GFC	3:32.0	2	2/49	5/82	0/25	3/37
WOMEN'S DISCUS	1st Paula Wittenberg	GFC	118' 11"	5				
	2nd Rhoda Turcott	WC	116' 3"	3				
	3rd Colette Tompkins	WC	101' 8"	2				
	4th Sandy McCart	WOSC	97' 8"	1	5/70	0/14	1/47	5/23
MEN'S DISCUS	1st Mike Watts	GFC	134' 4"	5				
	2nd Brian Caster	LC	125' 8"	3				
	3rd Dan Krauss	LC	124' 1"	2				
	4th Nathan Whitham	GFC	122' 8"	1	6/56	5/87	0/25	0/37

GEORGE FOX COLLEGE/UNIV. OF PORTLAND/EASTERN OREGON STATE COLLEGE

Newberg, OR

April 3, 1983

EVENT	PLACE	SCHOOL	TIME/DISTANCE	POINTS	GFC	UofP	EOSC
WOMEN'S HIGH JUMP	1st Melody Groeneveld	GFC	4'6"	5			
	2nd Kay Mattson	GFC	3'8"	3	8/8	0/0	0/0
MEN'S HAMMER	1st Mark Westby	UofP	130'7"	5			
	2nd Nathan Whitham	GFC	127'1"	3			
	3rd Mike Watts	GFC	112'11"	2			
	4th Randy Renfro	GFC	112'11"	1	6/6	5/5	0/0
WOMEN'S LONG JUMP	1st Julie Leslie	UofP	17'6"	5			
	2nd Melody Groeneveld	GFC	16'0"	3			
	3rd Bonnie Grotejohn	GFC	14'6"	2			
	4th Debbie Martin	EOSC	14'3½"	1	5/13	5/5	1/1
WOMEN'S SHOT	1st Molly Corrigan	UofP	38'5½"	5			
	2nd Paula Wittenberg	GFC	36'5½"	3			
	3rd Marie Furlong	UofP	30'7"	2	3/16	7/12	0/1
MEN'S SHOT	1st Mike Watts	GFC	41'8 3/4"	5			
	2nd John Negratti	UofP	41'5½"	3			
	3rd Nathan Whitham	GFC	39'1"	2	7/13	3/8	0/0
WOMEN'S JAVELIN	1st Vicki Baugh	GFC	97'	5	5/21	0/12	0/1
WOMEN'S 400m RELAY	1st Nemarnik, Wosepka, Leslie, Siu	UofP	51.6	5			
	2nd Still, Hurliman, Pitte, Mattson	GFC	52.2	3	3/24	5/17	0/1
MEN'S 400m RELAY	1st Russell, Krauss, Jones, Smith	UofP	42.1	5	0/13	5/13	0/0
MEN'S HIGH JUMP	1st Owen James	GFC	6'6"	5			
	2nd Jim Caton	UofP	6'4"	3			
	3rd Jesse Vipperman	EOSC	6'0"	2			
	4th Keith Wigley	GFC	6'0"	1	6/19	3/16	2/2
SHUFFLE- CHASE	1st Scott Ball	GFC	9:43.1	5			
	2nd John Gillespie	UofP	9:56.4	3			
	3rd Gary Gill	UofP	10:00.9	2	5/24	5/21	0/2

EVENT	PLACE	SCHOOL	TIME/DISTANCE	POINTS	GFC	UofP	EOSC
MEN'S	1st Mike Hughes	UofP	22'6 $\frac{1}{2}$ "	5			
LONG	2nd Ken McGee	EOSC	21'11 $\frac{1}{2}$ "	3			
JUMP	3rd Larry Conaway	EOSC	21'3 $\frac{1}{2}$ "	2			
	4th Steve Graham	GFC	20'5"	1	1/25	5/26	5/7
WOMEN'S	1st Anne O'Leary	EOSC	4:46.4	5			
1500	2nd Kathy O'Connell	UofP	4:50.6	3			
	3rd Nancy Roley	GFC	4:52.9	2			
	4th Julie Richardson	EOSC		1	2/26	3/20	6/7
MEN'S	1st Dan Quigley	UofP	4:01.1	5			
1500	2nd Joe Shannon	UofP	4:01.4	3			
	3rd Don Stearns	EOSC	4:03.1	2			
	4th Jay Johnson	UofP	4:03.7	1	0/25	9/35	2/9
WOMEN'S	1st LeeAnn Holliman	UofP	16.5	5	0/26	5/25	0/7
100 HE							
MEN'S	1st Scott Herber	UofP	15.4	5			
110 HE	2nd Mike Bergerud	UofP	16.0	3			
	3rd Keith Wigley	GFC	16.7	2			
	4th Steve Byers	GFC	18.6	1	3/28	8/43	0/9
MEN'S	1st Brent Heydel	GFC	14'0"	5			
POLE	2nd Mike Danzer	UofP	11'0"	3			
VAULT	3rd Dave Elkins	GFC	11'0"	2	7/35	3/46	0/9
WOMEN'S	1st Valerie Marlman	GFC	1:01.6	5			
400	2nd Lori Morgan	UofP	1:03.4	3			
	3rd Jodi Peters	GFC	1:03.9	2			
	4th Ann Sin	UofP	1:07.3	1	7/33	4/29	0/7
MEN'S	1st Mike Smith	UofP	48.7	5			
400	2nd Mike Dickerson	UofP	50.7	3			
	3rd Mark Young	GFC	51.6	2			
	4th Kevin McCadden	EOSC	52.0	1	2/37	8/54	1/10
WOMEN'S	1st Lisa Pitts	GFC	12.9	5			
100	2nd Nancy Nemarnik	UofP	13.1	3			
	3rd Joyce Still	GFC	13.9	2			
	4th Melody Groeneveld	GFC	14.7	1	8/41	3/32	0/7

EVENT	PLACE	SCHOOL	TIME/DISTANCE	POINTS	GFC	UofP	EOSC
MEN'S 100	1st Eric Krauss	UofP	10.8	5			
	2nd Dwayne Jones	UofP	11.3	3			
	3rd Dave Russell	UofP	11.5	2			
	4th Jeff Hoskisson	EOSC	11.6	1	0/37	10/64	1/11
MEN'S JAVELIN	1st Mike Watts	GFC	184'10"	5			
	2nd Owen James	GFC	169'1"	3			
	3rd Larry Conaway	EOSC	163'9"	2			
	4th Skip Holcombe	GFC	150'8"	1	9/46	0/64	2/13
WOMEN'S 800	1st Kelly Wosepka	UofP	2:19.9	5			
	2nd Kay Mattson	GFC	2:21.4	3			
	3rd Donna Kraemer	UofP	2:26.3	2			
	4th Barbara O'Keefe	EOSC	2:33.5	1	3/44	7/39	1/8
MEN'S 800	1st Marvin Stewart	EOSC	2:00.0	5			
	2nd Scott Ball	GFC	2:00.4	3			
	3rd Dan Quigley	UofP	2:01.0	2			
	4th Joe Bourg	UofP	2:02.1	1	3/49	3/67	5/18
MEN'S 400 M	1st Mike Bergerud	UofP	54.8	5			
	2nd Randy Renfro	GFC	57.7	3			
	3rd Scott Herber	UofP	58.0	2			
	4th Steve Byers	GFC	1:00.9	1	4/53	7/74	0/18
MEN'S TRIPLE JUMP	1st Mike Hughes	UofP	45'2 1/4"	5			
	2nd Larry Conaway	EOSC	42'8 1/2"	3			
	3rd Keith Wigley	GFC	40'8 3/4"	2			
	4th Steve Graham	GFC	39'9 1/2"	1	3/56	5/79	3/21
WOMEN'S 200	1st Lisa Pitts	GFC	27.3	5			
	2nd Debbie Martin	EOSC	29.2	3			
	3rd Joyce Still	GFC	29.3	2			
	4th Margaret Elnaaid	EOSC	32.3	1	7/51	0/39	4/12
MEN'S 200	1st Dwayne Jones	UofP	22.2	5			
	2nd Dave Russell	UofP	22.6	3			
	3rd Eric Krauss	UofP	22.9	2			
	4th Jeff Hoskisson	EOSC	23.2	1	0/56	10/89	1/22
WOMEN'S 300	1st Janet VanFleet	UofP	10:12.36	5			
	2nd Kathy Keller	UofP	10:13.36	3			
	3rd Anne O'Leary	EOSC	10:34.69	2			
	4th Jamie Mitchell	UofP	10:46.09	1	0/51	9/48	2/14

EVENT	PLACE	SCHOOL	TIME/DISTANCE	POINTS	GFC	UofP	ROSC
MEN'S 5000	1st Paul Paloquin	UofP	15:10.7	5			
	2nd Don Stearns	ROSC	15:15.1	3			
	3rd Ty Strange	UofP	15:46.0	2			
	4th Jon Aday	GFC	15:59.9	1	1/57	7/96	3/25
WOMEN'S 1600 RELAY	1st Kraemer, Leslie, Morgan, Kelly	UofP	4:09.2	5			
	2nd Pitts, Peters, Hurliman, Mattson	GFC	4:10.2	3	3/54	5/53	0/14
WOMEN'S DISCUS	1st Francis McDonald	UofP	115' 5 1/2"	5			
	2nd Molly Corrigan	UofP	108' 5 1/2"	3			
	3rd Marie Furlong	UofP	105' 3"	2			
	4th Paula Wittenberg	GFC	87' 6 1/2"	1	1/55	10/63	0/14
MEN'S 1600m	1st Dickerson, Smith, Jones, Bergerud	UofP	3:19.3	5			
	2nd Renfro, Street, Moody, Young	GFC	3:31.2	3	3/60	5/101	0/25
MEN'S DISCUS	1st Mike Watts	GFC	142' 2"	5			
	2nd John Nelson	UofP	128' 2"	3			
	3rd Nathan Whitham	GFC	126' 7"	2	6/67	3/104	0/25

Men:

U P TH TH 11 = 12

G F 1 TH 1 = 6

ROSC 1 = 1

2nd
James - Jan
Ball - 800
Renfro TH
1600
Whitham time

2nd
G F TH 5
U P TH TH 10
ROSC 11

G F 1st
✓ Shot - watt
✓ HJ - Jones
shute - Bad
PV - Best
✓ In - watt
✓ Chris - watt

Barry

WHITHAM INVITATIONAL TRACK MEET

MARTIN FIELD

WALLA WALLA, WA.

March 25, 1983

WOMEN'S SHOT PUT---1. Colette Tompkins, WN, 39'8 1/4"; 2. Sandy Early, NAC, 39'6"; 3. Brenda Mills EWU, 37' 4 1/2"; 4. Rhoda Turcott, WN, 35'9 1/2"; 5. Nancy Morris, EWU, 35'5".

3 K STEEPLECHASE---1. Scott Redman, WN, 10:07.0; 2. Phil Jones, NNC, 10:12.3

WOMEN'S 400 RELAY---1. EWU (Laurie Brock, Doreen Broeckel, Jennifer Almeraz, Cheryl Krieg) 51.9; 2. GFC, 52.6; 3. BMCC, 55.9.

HAMMER-----1. Steve Curtis, Unat, 162'3"; 2. Nathan Whitham, GFC, 135'9"
3. Mike Watts, GFC, 109'8"; 4. Randy Renfro, GFC, 91' 6"

MEN'S 400 METER RELAY---1. BMCC (Sam Califf, Mark Henneke, Steve Hickey, Steve Green) 43.8; 2. GFC, 44.9

MEN'S JAVELIN---1. Mike Watts, GFC, 191' 6"; 2. Owen James, GFC, 177'0"
3. Russ Fagg, WN, 175'11"; 4. Dan Dicus, NNC, 174' 1 1/2"; 5. Dave Saranto, NNC, 156'4"

MEN'S 800 K-----1. Don Stearns, EOSC, 32:59.1; 2. David Mitchell, WN, 33:14.2; 3. AT Martinez, TVCC, 33:15.5; 4. Jon Aday, GFC, 33:18.1
5. Rob Nollan, WN, 34:59.0; 6. Jake Schas, EOSC, NT Jerry Street 35:13.4

WOMEN'S LONG JUMP-----Antonette Blythe, NNC, 17' 9 1/4"; 2. Lona Joslin, CHU, 15'11"; 3. Marie Cronrath, EWU, 15'8"; 4. Jennifer Almeroy, EWU, 15'7"; 5. Cherie Clark, EWU, 15' 4 1/4"

MEN'S 1500 METER-----1. Thaddeus McCamant, WN, 4:02.3; 2. Scott Ball, GFC, 4:04.3; 3. Dave Mitchell, WN, 4:09.6; 4. Jeff Tadlock, GFC, 4:10.8; 5. Bob Daniel, TVCC, 4:14.3

WOMEN'S HIGH JUMP---1. Susan Buxton, WN; Chris Gillette, BMCC, TIE 4'8"
3. Anne Martin BMCC, 4' 6"

WOMEN'S 1500 METER-----1. Cheryl Flom, EWU, 4:48.5; 2. Anne O'Leary, EOSC, 4:51.5; 3. Nancy Roley, GFC, 4:55.9; 4. Julie Richardson, EOSC, 5:03.6; 5. Kerry DeVries, GFC, 5:27.0; 6. Diana Townsend, EWU, 5:27.6

WOMEN'S JAVELIN---1. Jenny Larson, WN, 123' 5"; 2. Marie Cronrath, EWU, 116'3"; 3. Jodie Sherman, BMCC, 103'4"; 4. Vickie Baugh, GFC, 102'11"
5. Cherie Clark, EWU, 95'4"

MEN'S 110 METER HURDLES---1. Brad Upton, Unatt, 15.3; 2. Jeff Miller BMCC, 16.3; 3. Troy Bean, TVCC, 16.6; 4. Arlan Cage, WN, 16.7; 5. John Childers, WN, 16.8 Steve Byers 19.5

MEN'S LONG JUMP---1. Steve Graham, GFC, 21'5 1/4"; 2. Sam Califf, BMCC, 21' 2 1/2"; 3. Norbert Solomonson, WN, 20' 9 1/2"; 4. Marcus, Wilcox, WN, 20' 4 1/2"; 5. Rich Henderson, TVCC, 20' 00"

MEN'S 400 METER----1. Steve Hickey, BMCC, 48.9; 2. Matt Robic, EWU, 49.1; 3. Tim Sievers, NNC, 50.1; 4. Jim Boeckstigel, WN, 51.9; 5. Jim Moody, GFC, 53.6

MEN'S SHOT-----1. Dave Sanranto, NNC, 42'10 1/2"; 2. Mike Watts, GFC, 42'3" 3. Dan Tarter, TVCC, 41' 8"; 4. Nathan Witham, GFC, 38'5 1/4"; 5. Arnold Wardell, BMCC, 38'4"

MEN'S HIGH JUMP----1. Owen James, GFC, 6'8"; 2. Steve Green, BMCC, 6'4" 3. Steve Kirk, WN, 6'0"

WOMEN'S 400 METER----1. Sheila Hall, EWU, 60.3; 2. Cheryl Krieg, EWU, 61.3 3. Valerie Hurliman, GFC, 62.7; 4. Sheryl Piper, EWU, 65.1; 5. Becky Price, NNC, 69.0

MEN'S 100 METERS----1. Norbert Solomonson, WN, 11.4; 2. Jeff Hoskison, EOSC, 11.06; 3. Mark Young, GFC, 11.7; 4. Rich Henderson, TVCC, 11.8; 5. Chris Schock, WN, 12.3; 6. Randy Harris, EWU, NT

WOMEN'S 100 METERS----1. Antonette Blythe, NNC, 12.7; 2. Laurie Brock, EWU, 13.0; 3. Lisa Pitts, GFC, 13.2; 4. Shana Galloway, NNC, 13.2; 5. Kelly Paulinsky, CWU, 13.4

TRIPLE JUMP-----1. Sam Calif, BMCC, 45'9"; 2. Dan Dicus, NNC, 42'11 3/4" 3. Rich Henderson, TVCC, 40' 10 1/4"

MEN'S 800 METER----1. Richard Bean, WN, 1:56.6; 2. Bob Feasel, EOSC, 2:04.5; 3. Thaddeus McCamant, WN, 2:06.1; 4. Steve Graham, GFC, 2:08.0

MEN'S DISCUS-----1. Dave Saranto, NNC, 145'4"; Mike Watts, GFC, 145'4" 3. Dan Tarter, TVCC, 144' 8"; 4. Nathan Witham, GFC, 130'10"; 5. Arnold Wardwell, BMCC, 100'5"

POLE VAULT--1. Brent Heydel, GFC, 14'6"; 2. Mark Unicume, NNC, 14'6" 3. Steve Graham, GFC, 12'0"; 4. Dave Elkins, GFC, 11' 0"

WOMEN'S 800 METER---1. Bobbi Annette, EWU, 2:20.6; 2. Kay Mattson, GFC, 2:24.4; 3. Dena Sales, EWU, 2:24.7; 4. Kathy Federico, EWU, 2:25.5 5. Marie Cronrath, EWU, 2:26.9; 6. Anne O'Leary, EOSC, NT Kerry DeVries 2:38.3

MEN'S 400 HURDLES---1. Jeff Smith, NNC, 57.4; 2. Mark Kenneke, BMCC, 58.2; 3. Jeff Miller, BMCC, 58.6; 4. Randy Renfro, GFC, 58.9; 5. Steve Byers, GFC, 60.6

WOMEN'S 400 HURDLES---1. Sheila Hall, EWU, 67.8; 2. Chris Gillette, BMCC, 74.7; 3. Joyce Still, GFC, 84.4

MEN'S 200 METER----1. Steve Hickey, BMCC, 22.6; 2. Matt Robic, EWU, 23.2 3. Norbert Solomonson, WN, 23.4; 4. Mark Young, GFC, 23.4; 5. Tim Sievers NNC, 23.5

WOMEN'S 200 METER-----1. Laurie Brock, EWU, 27.2; 2. Shana Galloway, NNC, 27.2; 3. Lisa Pitts, GFC, 27.2; 4. Kelly Paulinsky, CWU, 28.0; 5. Dorreen Broeckel, EWU, 28.5; 6. Valerie Hrliman, GFC, 28.6

WOMEN'S DISCUS-----1. Sandy Early, NNC, 129'9"; 2. Rhoda Turcott, WN, 123'3"; 3. Colette Tompkins, WN, 122'1"; 4. Brenda Mills, EWU, 120'2" 5. Karen, Farmer, EWU, 117'10".

WOMEN'S 3K-----1. Michelle Ballentine, EWU, 10:52.1; 2. Cheryl Yoke, EWU, 10:54.3; 3. Nancy Roley, GFC, 11:05.0; 4. Diane Hinzman, WN, 11:25.7; 5. Kris Gulbran, WN, 11:51.0; 6. Eva Lansberry, EWU, 13:21.1

MEN'S 5 K-----1. Bruce Dudley, CWU, 15:35.9; 2. Mark DEVinney, Unatt, 15:40-. 3. Blas Guerra, TVCC, 15:54.2; 4. 4th Scott Ball, GFC, 16:00.6 5. Mark Young, NNC, 16:09.7 6. David Walker, Unatt, 17:28.1

WOMEN'S 1600 RELAY-----1. EWU #1 (Cheryl Flom, Bobbi Annette, Sheila Hall, Cheryl Krieg) 4:12.5; 2. EWU #2 4:20.5; 3. EWU,##3 4:20.9.

MEN'S 1600 RELAY-----1. WN (Jim Boeckstiegal, Norbert Solomonson, Richard Bean, Thaddeus McCammant) 3:26.9; 2. GFC, 3:30.1; 3. WN #2, 3:44.4

GEORGE FOX COLLEGE

Indoor Track and Field Records October 6, 1982

YARDS

<u>Event</u>	<u>Mark</u>	<u>Name</u>	<u>Place</u>	<u>Year</u>
40 Yard HH	5.4	Doug Merritt	Pacific Univ.	1974
60 Yard HH	7.8	Mark Reynolds	Oregon Dev. Meet	1979
		Duane Swafford	Oregon Dev. Meet	1980
40 Yard	4.7	Matt Heatheo	Pacific Univ.	1974
60 Yard	6.5	Amadu Koroma	Oregon Dev. Meet	1975
300 Yard	34.1	Les Keele	Univ. of Wash.	1974
440 Yard	55.6	Cliff McCurdy	Univ. of Montana	1973
500 Yard	62.0	Cliff McCurdy	Oregon Dev. Meet	1973
600 Yard	1:19.2	Chad Neeley	Univ. of Wash.	1976
880 Yard	1:59.6	Wendell Otto	Univ. of Wash.	1978
1000 Yard	2:27.2 ^{2:23.4}	Tim Oide ^{Scott Bull}	Oregon Dev. Meet	1979 1983
Mile	4:17.7	Wendell Otto	Oregon Indoor	1980
2 Mile	9:13.5	Steve Blikstad	Oregon Dev. Meet	1979
Mile Relay	3:31.1	Tom VanWinkle Dave Wilkinson Nolan Smith Mark Young	Oregon Indoor	1982

METERS

60m HH	8.5	Mark Reynolds	Oregon Dev. Meet	1978
300m IH	39.7	Chad Neeley	Univ. of Idaho	1979
60m Dash	6.9	Amadu Koroma	Oregon Dev. Meet	1976
400m	53.9	Chad Neeley	Oregon Dev. Meet	1976
500m	68.3	Chad Neeley	Oregon Dev. Meet	1977
800m	2:05	Larry Bales	Oregon Dev. Meet	1976
1000m	2:39.0	Randy Ware	Oregon Dev. Meet	1977
1500m	4:00.2	Bruce Green	Oregon Indoor	1976
1600m Relay	3:37.8	Steve Stuart Randy Ware Werner Seibert Chad Neeley	Oregon Dev. Meet	1977

FIELD EVENTS

Long Jump	22-11	Ed Buck	Univ. of Wash.	1976
Triple Jump	47-11	Mark Halland	Univ. of Montana	1973
High Jump	6'5"	Terry White	Oregon Dev. Meet	1978
Pole Vault	15'4"	Dave McDonald	NAlA Nationals(K City)	1970
Shot Put	46-10	Allen Morrow	Oregon Dev. Meet	1979

GEORGE FOX COLLEGE
1983
Bruin Track & Field Standards
(All Marks Hand Timed)

<u>Event</u>	<u>George Fox</u>	<u>District</u>	<u>National</u>
100	11.5	11.2	10.4
200	23.5	22.7	21.4
400	52.5	51.2	47.4
800	2:00	1:58.3	1:50.6
1500	4:10	4:03.7	3:50.0
5Keeple	10:30	9:53.5	9:21.0
5,000	16:35	15:30.4	14:44.4
10,000	34:30	33:43.7	30:50.2
100	16.5	15.6	14.4
100	60.0	56.6	52.4
100	5-8	6-2	6-10 (open at 6-10)
100	20-0	21-5	24-0
100	40	43-6	49-0
100	10-6	13-0	15-8 (open at 15-0)
Shot	39-0	46-8	54-10
Discus	120	138-7	170
Javelin	150	189-5	213-8
Hammer	100	137-7	168
10K Walk	---	60:40.4	50:29.0
Distance	---	5680	6819 (top 16)
Mileage	---	---	2:32:14.0
400 r.	---	The eight	41.3
1600 r.	---	fastest times	3:11.9
Standard to be met	Prior to competition	Once	Twice & District Champion

GEORGE FOX COLLEGE

1983

Lady Bruin Track & Field Standards

Event	GF	WCIC	Dist.	Natl.
100	14.0	13.8	13.0	12.0
200	29.0	27.9	27.0	24.8
400	65.0	62.9	62.5	57.6
800	2:35	2:28.3	2:21.0	2:15.8
1000	5:30	5:04.7	4:58.3	4:46.8
1500	12:10	11:03.5	10:54.6	10:45.0
5000	none	none	18:51.1	18:14.8
10000	none	---	none	40:00.0
100 H	19.0	18.6	17.4	14.8
400 H	1:18	1:13.9	1:11.0	1:04.8
800	4-6	4-9	5-0	5-4
1000	14-6	14-10	16-4	18-2
8000	30	32-4	34-11	41-5
10000	90	94-9	105-0	130-0
10000	90	97-4	108-0	125-0
10000	---	---	none	---
10000	---	---	none	must have run 1
4 x 100	---	none	top 8	48.9
800 medley	---	---	top 8	1:48.0
4 x 400	---	none	top 8	3:53.8
4 x 800	---	---	top 8	9:40

RESULTS OF 1983 OREGON SMALL COLLEGE RELAY MEET AT LEWIS AND CLARK COLLEGE, ELDON FIX FIELD
(WOMEN)

SHOT PUT: 1. Willamette (Suess 31-8 1/2, Jacobi 34-4, Church 33 1/2) 99-1
2. Linfield (Sanders 25-10 1/2, Fox 24-5 1/2, Twietmeyer 26-3) 74-5
3. Western Oregon (Ward 36-0 1/4, McCartt 34-7) 70-7 1/4 4. Lewis and Clark (Crocker 35-8 1/2) 35-8 1/2

High JUMP: 1. willamette (Trinidad 4-8, Holand 4-6) 9-2 2. TIE Lewis and Clark (Fraser 4-3) and Linfield (Sanders 4-3)

JAVELIN: 1. Linfield (Sanders 131-4, Hogue 114-2, Fox 107-2) 352-8 2. Lewis and Clark (Cushinram 113-3) 113-3 3. George Fox (Baugh 95-11) 95-11

4 x 1600m RELAY: 1. Lewis and Clark (Stood, Allen, Lewallen, Weidkamp) 23:10.4
2. Linfield 23:22.7

4 x 100 m RELAY: 1. Willamette (Slavich, Holand, Klein, Robinson) 51.1 2. Lewis and Clark 53.5 3. Linfield 55.5 4. George Fox 59.8

LONG JUMP: 1. 1. Willamette (Robinson 14-8, Mullen 14-1 1/2) 28-9 1/2 2. Lewis and Clark (Keene 14-2, Frazier 14-6 1/2) 28-7 1/2 3. Linfield (Bounsefell 12-2 1/2)

800m MEDLEY RELAY: 1. Lewis and Clark (Fox, Davis, Worsham, McArthur) 1:59.9
2. Linfield 2:09.5

DISTANCE MEDLEY: 1. Western Oregon (Hineline, Wentzel, Jarolemik, Cook) 13:04.4
2. Willamette 13:14.7 3. Linfield 15:55.6

4 x 800m RELAY: 1. George Fox (Devries, Hurliman, Peters, Mattson) 10:00.3 2. Western Oregon 10:08.7 3. Willamette 10:10.0 4. Linfield 10:11.25

4x 200m RELAY: 1. Willamette (Hoskstra, Carter, Robinson, Holand) 1:53.3 2. Lewis and Clark 1:53.5 3. Linfield 2:01.6

DISCUS THROW: 1. Willamette (Seuss 85-8, Jacobi 75-9, Church 113-3) 274-8 2. Linfield Hogue 82-1, Twietmeyer 89-10, Sanders 86-9) 258-8 3. Western Oregon (101-5, O'Leary, McCartt 51-10, Ward 101-1) 254-4 4. Lewis and Clark (Cushingham 95-4)

500m Run: 1. Reley, GF, 19:19.1 2. Robinson, LC 20:41.3, 3. DeVries, GF 22:11.6

4 x 400m RELAY: 1. Willamette (Alexander, Klein, Morris, Slavich) 4:09.4, 2. George Fox 4:14.4, 3. Western Oregon 4:25.3, 4. Lewis and Clark 4:33.1

RESULTS OF 1983 OREGON SMALL COLLEGE RELAY MEET AT LEWIS AND CLARK COLLEGE, ELDON FLX FIELD
(WOMEN)

SHOT PUT: 1. Willamette (Seuss 31-8 1/2, Jacobi 34-4, Church 33 1/2) 99-1
2. Linfield (Sanders 25-10 1/2, Fox 24-5 1/2, Twistmeyer 26-3) 74-5
3. Western Oregon (Ward 36-0 1/4, McCartt 34-7) 70-7 1/4 4. Lewis and Clark (Crocker 35-8 1/2) 35-8 1/2

High JUMP: 1. Willamette (Trinidad 4-8, Moland 4-6) 9-2 2. TIE Lewis and Clark (Fraser 4-3) and Linfield (Sanders 4-3)

JAVELIN: 1. Linfield (Sanders 131-4, Hogue 114-2, Fox 107-2) 352-8 2. Lewis and Clark (Cushinram 113-3) 113-3 3. George Fox (Baugh 95-11) 95-11

4 x 1600m RELAY: 1. Lewis and Clark (Stood, Allen, LewAllen, Weidkamp) 23:10.4
2. Linfield 23:22.7

4 x 100 m RELAY: 1. Willamette (Slavich, Moland, Klein, Robinson) 51.1 2. Lewis and Clark 53.5 3. Linfield 55.5 4. George Fox 59.8

LONG JUMP: 1. Willamette (Robinson 14-8, Mullon 14-1 1/2) 28-9 1/2 2. Lewis and Clark (Keene 14-2, Frazier 14-6 1/2) 28-7 1/2 3. Linfield (Rounsefell 12-2 1/2)

800m MEDLEY RELAY: 1. Lewis and Clark (Fox, Davis, Worsham, McArthur) 1:59.9
2. Linfield 2:09.5

DISTANCE MEDLEY: 1. Western Oregon (Hineline, Wentzel, Jarolemik, Cook) 13:04.4
2. Willamette 13:14.7 3. Linfield 15:55.6

4 x 800m RELAY: 1. George Fox (Devries, Hurlman, Peters, Mattson) 10:00.3 2. Western Oregon 10:08.7 3. Willamette 10:10.0 4. Linfield 10:11.25

4x 200m RELAY: 1. Willamette (Hoekstra, Carter, Robinson, Moland) 1:53.3 2. Lewis and Clark 1:53.5 3. Linfield 2:01.6

DISCUS THROW: 1. Willamette (Seuss 85-8, Jacobi 75-9, Church 113-3) 274-8 2. Linfield Hogue 82-1, Twistmeyer 89-10, Sanders 86-9) 258-8 3. Western Oregon (101-5, O'Leary, McCartt 51-10, Ward 101-1) 254-4 4. Lewis and Clark (Cushingham 95-4)

5000m Run: 1. Royley, GF, 19:19.1 2. Robinson, LC 20:41.3, 3. DeVries, GF 22:11.6

4 x 400m RELAY: 1. Willamette (Alexander, Klein, Morris, Slavich) 4:09.4, 2. George Fox 4:14.4, 3. Western Oregon 4:25.3, 4. Lewis and Clark 4:33.1

1983

WOMEN'S

	Marathon	Heptathlon	4x800 relay	3000 M	Discus	Long Jump	10,000	800 medley Relay	4x100 relay	1500 m	Javelin	Shot put	High Hurdles	400 m	100 m	800 m	High Jump	400 Hurdles	200 m	5000 m	Mile relay	Total
Eastern Oregon	0	0	0	8	0	0	0	0	0	8	0	0	0	0	0	0	0	0	0	0	0	16
George Fox	0	0	0	8	8	0	8	8	8	16	16	16	16	16	16	16	16	16	16	16	16	74
Lewis & Clark	0	0	0	6	10	0	14	22	28	28	28	28	28	28	28	28	28	28	28	28	28	39
Linfield	22	0	0	2	0	0	6	0	0	0	14	14	14	14	14	14	14	14	14	14	14	50
Northwest Nazarene	6	8	0	0	6	8	0	10	10	0	1	8	0	8	10	0	8	6	6	0	2	97
Pacific	0	0	0	0	0	6	0	0	0	0	8	57	57	65	75	75	83	89	95	95	95	14
Southern Oregon	0	0	0	0	2	0	8	0	0	0	2	10	0	0	0	0	0	0	0	2	0	24
University of Portland	0	0	0	7	5	4	10	0	2	20	0	6	2	10	2	3	2	2	3	12	10	100
Western Baptist	0	0	0	0	0	10	0	0	0	0	0	0	8	0	0	0	0	10	0	0	0	28
Western Oregon	0	4	0	10	0	0	0	0	4	0	0	2	11	4	1	8	0	1	0	10	4	59
Willamette	0	6	16	20	8	2	30	36	44	46	46	51	55	56	66	82	89	93	107	107	113	113

DISTRICT TRACK & FIELD CHAMPIONSHIPS - WILLAMETTE - May 11 & 12, 1983 (Women)

TEAM SCORES - Willamette, 113; University of Portland, 100; Northwest Nazarene, 97; George Fox, 74; Western Oregon, 59; Linfield, 50; Lewis & Clark, 39; Western Baptist, 28; Southern Oregon, 24; Eastern Oregon, 16; Pacific, 14.

100 METERS - Antonette Blythe, NNC, 12.5, Lisa Pitts, GF, 13.0, Tammy Moland, WU, 13.0, Jessica Slavich, WU, 13.3, Nancy Newmarnik, UP, 13.4, Cathy Seuell, WOSC, 13.6.

200 METERS - Jessica Slavich, WU, 26.4, Lisa Pitts, GF, 26.4, Robin Johnson, NNC, 26.6, Tammy Moland, WU, 26.7, Kelly Wosepka, UP, 26.7, Nancy Newmarnik, UP, 27.1.

400 METERS - Kelly Wosepka, UP, 58.7, Robin Johnson, NNC, 60.1, Valerie Hurliman, GF, 60.4, Karin Sandberg, WOSC, 61.8, Jodi Peters, GF, 62.7, Spring Alexander, WU, 64.0.

800 METERS - Gayle Roth, WU, 2:17.2, Michelle Wentzel, WOSC, 2:18.3, Margie Morris, WU, 2:19.7, Kay Mattson, GF, 2:20.2, Donnie Kraemer, UP, 2:20.8, Lori Morgan, UP, 2:21.3.

1500 METERS - Lori Morgan, UP, 4:43.1, Anne O'Leary, EOSC, 4:48.8, Janet VanFleet, UP, 4:52.0, Kathy O'Connell, UP, 4:53.8, Kara Crisifulli, WU, 4:56.3, Cathy Hanss, L&C, 4:58.6

5000 METERS - Bridget Cooke, WOSC, 17:28.6, Janet VanFleet, UP, 18:15.0, Nadine Price, L, 18:37.3, Kathy O'Connell, UP, 18:45.2, Sabra Soulia, SOSC, 19:09.8, Wendy Weidkamp, L&C, 20:18.3.

10,000 METERS - Kathy Keller, UP, 37:45.0, Sabra Soulin, SOSC, 37:50.2, Suzanne Tovrea, L, 39:24.9, Roxy Cate, GF, 45:04.1.

110 HURDLES - Carol Marchand, WOSC, 16.1, Cindy Fulks, WB, 16.2, Michelle McArthur, L&C, 16.3, Cynthia Hoekstra, WU, 16.3, Leanne Holliman, UP, 16.5, Debbie Hiron, WOSC, 17.3.

400 HURDLES - Cindy Fulks, WB, 64.6, Michelle McArthur, L&C, 69.2, Karyn Bignell, NNC, 70.3, Cynthia Hoekstra, WU, 70.8, Leanne Holliman, UP, 72.2, Carolyn Marchand, WOSC, 77.8.

1,000 METERS - Bridget Cooke, WOSC, 9:57.5, Anne O'Leary, EOSC, 10:15.6, Janet VanFleet, UP, 10:19.4, Kara Crisifulli, WU, 10:30.6, Nadine Price, L, 10:33.6, Kathy O'Connell, UP, 10:35.7.

JAVELIN - Kathy Sanders, L, 134'5", Regina Norris, P, 133'10", Esme Jensen, L&C, 132'5", DeAnne Hogue, L, 121'6", Bobbi Page, SOSC, 119'6", Barbara Day, NNC, 110'10".

DISCUS - Paula Wittenburg, GF, 138'5", Theresa Church, WU, 121'2", Sandra Early, NNC, 118'5", Molly Corrigan, UP, 117'6", Diane Dukeshire, SOSC, 117'5", Francis, McDonald, UP, 115'0".

SHOTPUT - Diane Dukeshire, SOSC, 42'7½", Sandra Early, NNC, 41'11", Molly Corrigan, UP, 39'7½", Theresa Church, WU, 36'11", Sheryl Ward, WOSC, 36'9", Jennifer Jacobi, WU, 36'8½".

HIGH JUMP - Melody Groeneveld, GF, 5'3 ¼", Karyn Bignell, NNC, 5'2", Kim Trinidad, WU, 5'1", Julie Leslie, UP, 5'0", Gayle Roth, WU, 4'10".

LONG JUMP - Cindy Fulks, WB, 18'2 ¾", Antonette Blythe, NNC, 17'11 ¾", Susy Chaffee, P, 17'4½", Julie Leslie, UP, 17'2", Mary Robinson, WU, 16'9", Esme Jensen, L&C, 15'8½".

400 RELAY Northwest Nazarene, 49.1, Willamette, 49.9, George Fox, 50.9, Western Oregon, 51.7, U. of Portland, 52.0, Lewis & Clark, 53.4.

MILE RELAY - U. of Portland, 4:07.0, George Fox, 4:07.5, Willamette, 4:11.0, Western Oregon, 4:12.3, Lewis & Clark, 4:15.2, Northwest Nazarene, 4:22.8.

2 MILE - Willamette, 10:05.7

880 MEDLEY RELAY - Northwest Nazarene, 1:51.2, George Fox, 1:52.4, Willamette 2:01.6.

WOMEN'S RESULTS

Please give To Women's Coach
1983

440 Yd Relay

Willamette	50.9
U of Portland	51.7
P L U	
W O S C	
Lewis & Clark	
Mt Hood	
Linfield	
Chemeketa	

1500 Meters

Janet Beaudry	Mt Hood	4:49.2
Anne Jenck	PLU	4:57.7
LeeAnn McNerney	PLU	5:05.1
Teresa Bachman	U of P	5:06.4
Shannon O'Malley	LCC	5:07.1
Nancy Miller	PLU	5:07.6
Shirley Gregersen	LCC	5:12.4
Cathy Rose	WILL	5:13.9
Susan Oatney	WILL	5:17.3
Lynn Barrett	PSU	5:18.3
Laura Lewallen	LC	5:19.6
Mona Phillips	PU	5:39.8
Patty Ortiz	LIN	5:45
Felicia Manley	LIN	5:58.9
Betsy Kavanaugh	Lin	6:18.7

400 M Women

Heat 1

1	Kelly Wosepka	UP	59.4
2	Suzie Thompson	Clack	1:01.6
3	Karin Sandberg	WOSC	1:02.3
4	Michelle Wentzel	WOSC	1:05.4
5	Cathy Jones	Will	1:05.4
6	Sara Worsham	LC	1:05.5
7	Ann Siu	UofP	1:07.5
8	Sherrie Wolfe	PLU	1:07.8

Heat 2

1	Juanita Nelson	Lane	1:00.6
2	Lori McFarland	L-B	1:03.6
3	Anna Durand	MtHood	1:05.6
4	Shelley Deuel	MtHood	1:06.7

Long Jump

1	Julie Leslie	UP	16'5 $\frac{1}{2}$ "
2	Arlene Young	WOSC	15'11 3/4"
3	Suzi Chaffee	PU	15'10"
4	Carrie Keene	LC	14'1 $\frac{1}{4}$ "
5	Colleen Carter	WU	13'11 3/4"
6	Katy Carney	LC	13'10 $\frac{1}{2}$ "
7	Nan Case	Chem	13'7"
8	Theresa Smith	Linf	13'6 $\frac{1}{2}$ "

Shot Put

1	Parshall	Mt Hood	39'5"
2	Sudal	Mt Hood	38'2 $\frac{1}{2}$ "
3	Ward	WOSC	38'1 3/4"
4	Albano	PLU	36'9 $\frac{1}{2}$ "
5	Hilton	Clack	36'7 $\frac{1}{2}$ "
6	Corrigan	U of P	35'6 $\frac{1}{2}$ "
7	Spiekerman	LCC	35'6"
8	Whittenberg	GF	35'1 3/4"
9	Darling	So Coast TC	34'7 $\frac{1}{2}$ "
10	Church	Will	34'4"
11	McCartt	WOSC	34'2 3/4"
12	Crouser	Lin	32'1 3/4"
13	Crow	PLU	30'2 $\frac{1}{2}$ "
14	McKenzie	PLU	29'6 $\frac{1}{2}$ "
15	Barr	Clack	29'5 $\frac{1}{4}$ "
16	Chisholm	Clack	28'9 $\frac{1}{2}$ "

110 M Hurdles

Heat 1

1	Janice Giza	Chem	16.1
2	Cincy Fulks	Unat	16.3
3	Cynthia Hoekstra	Will	16.9
4	Karen Bell	PLU	
5	Michelle McArthur	LC	17.4
6	Lori Lingle	PLU	17.5
7	Vicki Anderson	Clack	18.2

Heat 2

1	Kay Kersey	PSU	16.9
2	Vicki Spiekerman	LCC	17.0
3	Trinidad	Will	17.7
4	Ling Ho	LinnBeaton	17.8
5	Carney	LC	19.7
6	Young	WOSC	21.0

Discus

			m/cm
1	Parshel	Mt Hood	38.84
2	Wittenberg	GF	38.47
3	Corrigan	UP	36.04
4	McDonald	UP	34.87
5	Albano	PLU	33.55
6	Church	Will	32.28
7	Sudal	MtHood	30.13
8	Maheu	Chem	29.48
9	Cushingham	LC	29.43
10	McKenzie	PLU	28.98
11	Tweetmire	L-B	26.24
12	Chisholm	Clack	24.10

WOMEN'S RESULTS

100 M Heat 1

1	Kari Kehoe	PLU	13.4
2	Tammy Moland	Will	13.6
3	Susi Chaffee	PU	13.8
4	Mary Robinson	Will	14.0
5	Janice Giza	Chem	14.2
6	Marilyn Fox	LC	14.3
7	Nanette Case	Chem	15.0

Heat 2

1	Nancy Nemarnik	UP	13.6
2	Kim Klein	Will	13.9
3	Pam Harris	MtHood	14.3
4	Kay Kersey	PSU	14.3
5	Stephanie Davis	LC	14.4
6	Mary Branaigan	MtHood	14.4
7	Jeanene Wold	Chem	15.4

Heat 3

1	Lorraine Preiss	Linfield	15.0
2	Carrie Keene	LC	15.2
3	Colleen Carter	Will	15.2
4	Suzy Bell	Linfield	15.4
5	Marcia Damerow	Linfield	16.0

JAVELIN

1	Koffel	Clack	131'10 $\frac{1}{2}$ "
2	Hagstrom	MtHood	122'2"
3	Norris	PU	122'
4	Sanders	Linfield	118'11"
5	Barr	Clack	118'1"
6	O'Leary	WOSC	114'
7	Frank	Clack	110'
8	Darling	SCTC	109'11"
9	Spiekerman	LCC	107'10"
10	Baugh	GF	102'7"
11	Crousier	Linfield	99'10"
12	Amato	MtHood	98'6"
13	Cushingham	LC	95'1"
14	Fox	Linfield	82'10"

800 M Heat 1

1	Brock, Linda	UP	2:20.7
2	Calvo, Colleen	PLU	2:26.8
3	Morris, Margie	Will	2:28.2
4	Stoaks, Denise	PLU	2:28.3
5	Johnson, Monica	PLU	2:28.3
6	Hein, Lisa	WOSC	2:35
7	Kessler, Cheryl	PLU	2:35.5
8	Robinson, Linda	Will	2:38.2

HEAT 2

1	Mattson, Kay	GF	2:26.6
2	Kraemer, Donna	UP	2:26.6
3	Graham, Suzy	Clack	2:28.4
4	Young, Tami	LCC	2:29.5
5	Peters, Jodi	GF	2:32.3
6	Alexander, Spring	Will	2:33.2
7	Hopper, Shelly	Linfield	2:35.6
8	Manley, Felicia	Linfield	2:58.7

High Jump

1	Singhose	LB	5'4"
2	Hilton	Clack	5'2"
3	Hough	MtHood	4'8"
4	Wolfe	PLU	4'8"
	Lingle	PLU	4'6"
	Crow	PLU	4'6"
	Sanders	Linfield	4'6"

400 m Hurdles Heat 1

1	Bell	PLU	1:07.1
2	Fulks		1:08
3	McArthur	LC	1:10.2
4	Anderson	Clack	1:14.8

Heat 2

1	Kersey	PSU	1:12.9
2	Crow	PLU	1:13.6
3	Lingle	PLU	1:14.4
4	Hoekstra	Will	1:16.4
5	Still	GF	1:16.4

WOMEN'S RESULTS

200 m Heat 1

1	Slavich, J	Will	26.7
2	Kehoe, K	PLU	26.8
3	Zamelis, K	PLU	28.4
4	Giza, J	Chem	28.9
5	Branagan, M	MtHood	29.0
6	Asbury, B	Linfield	30.1
7	Snopes, K	WhiteFur	30.1

Heat 2

1	Moland, T	Will	27.5
2	Thompson, S	Clack	28.2
3	Hyder, T	PU	29.3
4	Worsham, S	LC	29.7
5	Hineline, T	WOSC	31.4
66	Carney, K	LC	32.7

Heat 3

1	Nemarnik, N		27.5
2	Harris, P	MtHood	29.5
3	Deuel, S	MtHood	29.8
4	Preiss, L	Linfield	31.4
5	Wold, J	Chem	32.0
6	Damerow, M	Linfield	33.9

RELAY

1	University of Portland	4:08.8
2	PLU #1	4:18.4
3	Willamette	4:18.5
4	PLU #2	4:19.3
5	George Fox	4:23.4
6	WOSC	4:25.2

3000 m

1	K Purdy	PLU	10:00.8
2	J Beaudry	MtHood	10:06.1
3	B Cooke	WOSC	10:06.5
4	K Keller	UP	10:22.3
5	L Edmark	Chem	24.2
6	J VanFleet	UP	24.7
7	K O'Connell	UP	28.7
8	J Higinbotham	LCC	45.4
9	L Stovall	LCC	46.5
10	P Vasey	LCC	49.
11	M Reimers	Unat	53.8
12			
13	K Crisifulli	Will	54.2
14	D Stamper	PLU	56.9
14	D Ray	LCC	59.8
15	L Sprague	PLU	11:04.2
16	J Stodd	LC	08.6
17	N Roley	GF	11.
18	T Flores	Unat	19.1
19	J Thomas	MtHood	20.
20	A Rice	LCC	24.9
21	L Wampaugh	Will	28.8
22	S Hopper	Linfield	35.5
23	M Fobert	Clack	38.
24	R Wright	Linfield	54.9
25	K DeVries	GF	12:00.5
26	K Gilsdorf	Will	08.5
27	M Phillips	PU	09.1
28	A Snyder	Linfield	17.7
29	L Mock	Chem	20.2
30	J Massey	Linfield	27.7



Rec
3-30-83

Lewis & Clark College

OREGON SMALL COLLEGE RELAY MEET

WOMEN'S MEET RECORDS

4x1600m	23:10.4	Stodd, Allen, LewAllen, Weidkamp	Lewis & Clark	1983
4x100m	51.1	Slavich, Moland, Klein, Robinson	Willamette	1983
Distance Medley	13:04.4	Hineline, Wentzel, Jarolemik, Cook	Western Oregon	1983
4x800m	10:00.3	Devries, Hurliman, Peters, Mattson	George Fox	1983
4x200m	1:53.3	Hoekstra, Carter, Robinson, Moland	Willamette	1983
800m Medley Relay	13:04.4 1:59.9	Fox, Davis, Worsham, McArthur	Lewis & Clark	1983
5000m Run	19:19.1	Nancy Roley	George Fox	1983
4x400m	4:09.4	Alexander, klein, Morris, Slavich	Willamette	1983
Shot Put	99'1"	Suess, Jacobi, Church	Willamette	1983
High Jump	9'2"	Trinidad, Moland	Willamette	1983
Javelin	352'8"	Sanders, Hogue, Fox	Linfield	1983
Long Jump	28'9½"	Robinson, Mullon	Willamette	1983
Discus Throw	274'8"	Suess, Jacobi, Church	Willamette	1983

Athletic Department

Portland, Oregon 97219
Telephone: 503-244-6161

WU Open - March 18, 1983 WOMEN

<u>EVENT</u>	<u>School</u>	<u>Mark</u>	<u>Event</u>	<u>School</u>	<u>Mark</u>
<u>100 HH</u>			<u>100</u>		
1. Janice Giza	Ch. CC	14.9	1. Antonette Blythe	NNC	12.3
2. Hilton	Cl. CC	14.9	2. Slavich	WU	12.6
3. Yost	MHCC	15.4	2. Moland	WU	12.6
4. McArthur	L&C	16.0	4. Galloway	NNC	12.8
5. Anderson	Cl. CC	16.1	5. Giza	Ch. CC	13.0
6. Bignell	NNC	17.5	5. Price, Julie	NNC	13.0
7. Carney	L&C	18.1	5. Carter	MHCC	13.0
<u>High Jump</u>			8. Price, Jill	NNC	13.1
1. Carina Westover	Unatt	5-10	9. Fox	L&C	13.2
2. Bignell	NNC	5-2	11. Brannigan	MHCC	13.4
3. Trinidad	WU	5-0	13. Zimmer	MHCC	13.7
3. Kuechler	MHCC	5-0	14. Davis	L&C	13.8
5. Anderson	Cl. CC	5-0	14. Case	Ch. CC	13.8
6. Hough	MHCC	4-6	15. Carter	WU	14.4
<u>440 Relay</u>			16. Wold	Ch. CC	14.6
1. Willamette		51.5	12. McArthur	L&C	13.4
2. MHCC-A		52.1	<u>Shotput</u>		
3. L&C		52.1	1. Pam Lorensen	Unatt	43-9
4. Ch. CC		52.6	2. Early	NNC	39-4
5. MHCC-B		53.7	3. Burgher	MHCC	37-10
6. NNC		54.6	4. Hilton	Cl. CC	37-9
<u>1500M</u>			5. Suess	WU	34-9
1. Anne O'Leary	EOSC	4:52.0	6. Crocker	L&C	33-4
2. Flores	Unatt	5:08.4	7. Church	WU	33-3
3. Morris	WU	5:16.4	8. Barr	Cl. CC	31-7
4. Finkbeiner	NNC	5:22.8	9. Chisholm	Cl. CC	28-8
5. Hopper	Lin	5:24.4	10. Williams	OSU	27-0
6. Mock	Ch. CC	6:01.2	<u>200</u>		
7. Massey	Lin	6:23.6	1. Jessica Slavich	WU	26.1
8. Price	Lin	6:24.0	2. Johnson	NNC	26.5
<u>400 LH</u>			3. Moland	WU	26.9
1. Anna Durand	MHCC	1:12.0	4. Galloway	NNC	27.0
2. Anderson	Cl. CC	1:12.3	5. Price, Jill	NNC	27.4
<u>800</u>			6. Bull	Cl. CC	27.6
1. Linda Robinson	WU	2:27.9	7. Wirth	NNC	27.7
2. Rose	WU	2:29.4	8. McArthur	L&C	27.8
3. Lewallen	L&C	2:29.7	8. Yost	MHCC	27.8
4. Bignell	NNC	2:30.4	11. Giza	Ch. CC	28.1
5. Stodd	L&C	2:30.6	11. Mattson	GF	28.1
6. Oatney	WU	2:31.0	12. Price, Julie	NNC	27.9
7. Mock	Ch. CC	2:59.1	13. Davis	L&C	28.5
			14. Case	Ch. CC	28.6
			15. Brannigan	NNC	28.7
			16. Derel	MHCC	28.8
			17. Wold	Ch. CC	31.4

Javelin

1. Sheri Hilton	Cl. CC	46-63 ^m
2. Lorenson	Unatt	43-20
3. Burgher	MHCC	41-38
4. Amato	MHCC	39-59
5. Koffel	Cl. CC	39-50
6. Barr	Cl. CC	38-28
7. Hagstrom	MHCC	35-61
8. Frank	Cl. CC	35-12
9. Cushingham	L&C	33-46
10. Wold	Ch. CC	30-08
11. Day	NNC	29-03
12. Bignell	NNC	24-78

5000

1. Beaudry, Janet	Mt. Hood	17:39.8
2. Crisifulli	Will.	18:36.7
3. Fobert	Clack	20:43.1
4. Gilsdorf	Will.	21:52.0

Mile Relay

1. Willamette	4:30.1
2. Mt. Hood	4:39.4

Discus

1. Sandy Early	NNC	40-30 m
2. Burgher	MHCC	38-16
3. Church	WU	34-22
4. Hagstrom	MHCC	32-80
5. Cushingham	L&C	31-91
6. Day	NNC	30-83
7. Maheu	Ch. CC	30-45
8. Crocker	L&C	28-72
9. Suess	WU	28-20
10. Williams	OSU	25-83
11. Chisholm	Cl. CC	25-23
Parshall	MHCC	36-43

Long Jump

1. Antonette Blythe	NNC	17-1 $\frac{1}{2}$
2. Hilton	Cl. CC	17-1
3. Yost	MHCC	16-7 $\frac{1}{2}$
4. Robinson	WU	16- $\frac{1}{2}$
5. Price, Jill	NNC	15-11
6. Bull	Cl. CC	15-4
7. Price, Julie	NNC	14-0 $\frac{1}{2}$
8. Kueckler	MHCC	14-11 $\frac{1}{2}$
9. Keene	L&C	14-10 $\frac{1}{2}$
10. Carter	WU	14-9
11. Carney	L&C	13-6 $\frac{1}{2}$

400

1. Susan Gramson	Unatt.	59.4
2. Johnson	NNC	1:00.8
3. Thompson	Cl. CC	1:01.3
4. Mattson	GF	1:03.8
5. Denel	MHCC	1:04.5
6. Durand	MHCC	1:04.8
7. Worsham	L&C	1:05.9
8. Grossnicklaus	OSU	1:07.8
9. Price	NNC	1:10.2

WU HEPTATHLON

MARCH 25-26, 1983

SALEM, OR

NAME	HH	SP	HJ	200	LJ	JT	800	TOTAL
MEREDITH HOWELL OSU	15.8 665	9.55 31-4 558/1223	1.53 5-1/4 759/1982	27.6 640/2622	4.45 14-7 1/4 541/3163	25.29 82-11 3/4 510	2:32 650	4525 (3)
LINDA HIGHTOWER OTC	15.0 748	9.70 31-10 569/1317	1.66 5-5 1/2 895/2212	26.4 730/2942	5.13 16-10 708/3650	29.04 95-3 1/4 581	2:28.6 688	4919 (1)
KRISSY LINDSTROM SEA. PAC.	17.9 485	9.84 32-3 1/2 578/1063	1.48 4-10 1/4 704/1767	28.7 564/2331	4.74 15-6 3/4 613/2944	30.29 99-4 1/2 604	2:32.8 642	4190 (4)
JUDY SOMMERS OSU	15.7 675	10.30 33-9 1/2 610/1285	1.63 5-4 1/4 865/2150	28.3 591/2741	4.70 15-5 603/3344	31.83 104-4 631	2:35.1 618	4593 (2)
BOABI JO CROW PLU	17.5 513	9.12 29-11 528/1041	1.31 4-3 3/4 501/1542	29.3 525/2064	4.54 14-10 3/4 563/2630	26.24 87-4 3/4 604	2:41.1 558	3992 (6)
SANDY SINGHOSE LBCC	17.5 513	6.71 22-0 1/4 343/856	1.59 5-2 1/2 823/1689	27.9 619/2308	5.10 16-8 3/4 701/3009	19.02 62-4 3/4 378	2:46.1 512	3869 (5)
LORI LINGLE PLU	17.4 521	7.47 24-6 405/926	1.37 4-6 576/1502	29.2 532/2034	4.17 13-8 1/4 463/2502	23.65 82-11 3/4 510	2:41.1 558	3570 (7)

NAIA DISTRICT #2 HEPTATHLON CHAMPIONSHIPS

April 25-26, 1983

at Lewis and Clark College

	Name		100m Hurdles	Shot Put	High Jump	200m Dash	Long Jump	Javelin Throw	800m Run	Score
1	ESME JENSEN Lewis & Clark	t/d m p	18.2 10.02 462	32-10½ 10.02 591	5-½ 1.53 759	29.2 532	15-5 4.70 603	111-3 33.92 667	2:32.4 648	4262
2	KARYN BIGNELL NWNK	t/d m p	17.4 521	28-7½ 8.69 497	5-½ 1.53 759	28.2 598	15-3/4 4.59 576	94-9 28.90 579	2:28.2 692	4222
3	GAYLE ROTH Willamette	t/d m p	17.8 493	27-7½ 8.42 477	4-6½ 1.38 588	28.4 584	14-9½ 4.51 556	86-3 26.30 530	2:21.8 767	3995
4	CAROLYN MARCHAND WOSC	t/d m p	16.4 608	30-7¾ 9.34 544	4-11 1.50 726	28.3 591	15-2 4.62 583	90-9 27.68 556	3:04.8 362	3970

t/d = time, distance in feet

m = distance in meters

p = points

PE/ATHLETIC OFFICE
RECEIVED

APR 13 1984

GEORGE FOX COLLEGE

NAIA DISTRICT #2 HEPTATHLON CHAMPIONSHIPS

April 25-26, 1983

at Lewis and Clark College

	Name		100m Hurdles	Shot Put	High Jump	200m Dash	Long Jump	Javelin Throw	800m Run	Score
1	ESME JENSEN Lewis & Clark	t/d m p	18.2 462	32-10½ 10.02 591	5-¼ 1.53 759	29.2 532	15-5 4.70 603	111-3 33.92 667	2:32.4 648	4262
2	KARYN BIGNELL NWNC	t/d m p	17.4 521	28-7½ 8.69 497	5-¼ 1.53 759	28.2 598	15-3/4 4.59 576	94-9 28.90 579	2:28.2 692	4222
3	GAYLE ROTH Willamette	t/d m p	17.8 493	27-7½ 8.42 477	4-6½ 1.38 588	28.4 584	14-9½ 4.51 556	86-3 26.30 530	2:21.8 767	3995
4	CAROLYN MARCHAND WOSC	t/d m p	16.4 608	30-7¾ 9.34 544	4-11 1.50 726	28.3 591	15-2 4.62 583	90-9 27.68 556	3:04.8 362	3970

t/d = time, distance in feet

m = distance in meters

p = points

PE/ATHLETIC OFFICE
RECEIVED

OCT 21 1983

GEORGE FOX COLLEGE

WOMEN.....WOMEN.....WOMEN.....WOMEN.....WOMEN.....women.....WOMEN.....WOMEN.....WOMEN.....WOMEN

INTERCOLLEGIATE TRACK & FIELD.....APRIL 30, 1983.....GRISWOLD STADIUM, LEWIS & CLARK COLLEGE
TRIANGLE MEET-----Lewis & Clark, George Fox, Southern Oregon State (Clackamas CC also competing)

HIGH JUMP ---- Esme Jensen, LC, 5-0; Melody Groenvold, GF, 5-0. (No ~~maximum~~ third/ or fourth)

SHOT PUT ---- Diane Dukeshire, SOSC, 40-6; Paula Wittenberg, GF, 34-3; Barb Crocker, LC, 32-4;
Karen Barr, CC, 30-5.

4 x 100 METERS RELAY ---- Lewis & Clark (McArthur, Davis, Keene, Cushingam) 53.4; Clackamas CC do

1,500 METERS ---- Cathy Hanss, LC, 4:58.8; Roxie Cate, GF, 5:32.7. No third.

100 METER HURDLES ---- Michelle McArthur, LC, 16.6; Katie Carney, LC, 18.6. No third.

400 METERS ---- Lisa Pitts, GF, 1:02.8; Jodi Peters, GF, 1:05.5. No third.

800 METERS ---- Stephanie Davis, LC, 13.5; Sherry Bull, CC, 13.8; Ricki Snyder, SOSC, 14.2.
Mary Patten, SOSC, 14.5.

800 METERS ---- Suzie Thompson, CC, 2:24.0; Suzy Graham, CC, 2:25.2; Laura LawAllen, LC, 2:30.7.
Michelle Fobert, CC, 2:39.2.

400 METER HURDLES ---- Michelle McArthur, LC, 1:06.8; Denise Wheatley, CC, 1:11.5; Katie Carney,
LC, 1:28.6.

JAVELIN ---- Esme Jensen, LC, 134-5; Bobbie Page, SOSC, 125-7; Vicki Baugh, GF, 112-0;
Melody Groenevold, GF, 106-0.

200 METERS ---- Lisa Pitts, GF, 27.2; Sherry Bull, CC, 29.0; Stephanie Davis, LC, 29.1;
Ricki Snyder, SOSC, 30.3.

3000 METERS ---- Sabra Soulia, SOSC, 10:53.0; Jennie Stodd, LC, 10:57.4; Wendy Weidkamp, LC, 11:00.5;
Kathy McBeth, SOSC, 12:28.42.

LONG JUMP ---- Esme Jensen, LC, 15-3; Melody Groenvold, GF, 15-3; Sherry Bull, CC, 15-2 3/4;
Bonnie Grotjohn, GF, 14-5 3/4.

DISCUS ---- Paula Wittenberg, GF, 133-11; Diane Dukeshire, SOSC, 116-2; Kawena Cushingam, LC,
115-2; Barb Crocker, LC, 104-7.

4 x 400 METER RELAY ---- Clackamas CC (Wheatley, Bull, Hilton, Thompson) 4:11.5;
George Fox (Groenvold, Peters, Cate, Pitts) 4:17.4; Lewis & Clark, 4:27.0.

FINAL TRIANGLE MEET SCORE: Lewis & Clark 65, George Fox 40, Southern Oregon 28

WOMEN'S TRACK AND FIELD
LEWIS AND CLARK COLLEGE VS. GEORGE FOX
AT LEWIS AND CLARK COLLEGE

April 30, 1983

HIGH JUMP		1:00
1. Esme Jensen	LC	5-1
2. Melody Groeneveld	GF	5-0
3. Vicki Anderson	Unatt	5-0
4. Sheri Hilton	CC	5-2

SHOT PUT		1:30
1. Lori Chisholm	CC	30-0
2. Karen Barr	CC	31-1
3. Barb Crocker	LC	35-11
4. Paula Wittenberg	GF	37-1
5. Sheri Hilton	CC	37-9
6. Diane Dukeshire	SO	40-6

LONG JUMP		After Men
1. Katie Carney	LC	14-6 $\frac{1}{2}$
2. Bonnie Grotjohn	GF	14-6
3. Carrie Keene	LC	14-10 $\frac{1}{4}$
4. Melody Groeneveld	GF	15-0
5. Esme Jensen	LC	15-5
6. Sherry Bull	CC	16-10

JAVELIN THROW		After Men
1. Karen Barr	CC	125-7
2. Kwana Cushingham	LC	113-3
3. Vicki Baugh	GF	111-6
4. Bobbie Page	SO	116-0
5. Terri Kelly	CC	135-0
6. Cyd McCormick	Unatt	136-0
7. Esme Jensen	LC	132-1
8. Melody Groeneveld	GF	111-5
9. Debbie Koffel	CC	142-0
10. Sue Frank	CC	147-11

DISCUS THROW		After Javelin
1. Melody Groeneveld	GF	NT
2. Lori Chisholm	CC	84-0
3. Barb Crocker	LC	100-6
4. Diane Dukeshire	SO	111-0
5. Kwana Cushingham	LC	104-8
6. Paula Wittenberg	GF	133-9

400m RELAY		2:05
3.	CC	51.2
4. Groeneveld, Pitts	GF	NT
Peter, Hurliman		
5. McArthur, Davis	LC	54.3
Keene, Cushingham		

1500m RUN		2:25
1. Cathy Hance	LC	4:58.8
2. Nancy Raley	GF	4:52.9
3. Annette Dooley	SO	NT
4. Tanny Flores	Unatt	4:54.0

100m HURDLES		2:45
5. Katie Carney	LC	17.6
6. Sheri Hilton	CC	14.9
7. Michelle McArthur	LC	15.7
8. Vicki Anderson	CC	15.7

400m DASH		2:50
8. Valorie Hurliman	GF	1:01.2

100m DASH		3:05
1. Carrie Keene	LC	14.2
2. Sarah McGee	SO	13.9
3. Sherry Bull	CC	13.8
4. Lisa Pitts	GF	12.7
5. Stephanie Davis	LC	13.3
6. Mary Patterson	SO	13.8
7. Joyce Still	GF	13.7
8. Ricki Synder	SO	13.9

800m RUN		3:15
2. Suzie Thompson	CC	2:22.0
3. Jodi Peters	GF	2:26.0
4. Laura LeWallen	LC	2:23.1
5. Suzy Graham	CC	2:25.0
6. Annette Dooley	SO	NT
7. Tanny Flores	Unatt	2:24.0
8. Cathy Hance	LC	NT

400m HURDLES		3:35
5. Michelle McArthur	LC	1:06.7
6. Vicki Anderson	Unatt	1:07.0
7. Joyce Still	GF	1:15.1
8. Denise Wheatley	CC	1:09.0

200m DASH		3:45
2. Lisa Pitts	GF	26.5
3. Sherry Bull	CC	27.6
4. Stephanie Davis	LC	27.7
5. Rick Synder	SO	29.2

200m DASH Con't		3:45
6.	Carrie Keane	LC 28.2
7.	Sarah McGee	SO 29.3
8.	Mary Patterson	SO 29.4

3000m RUN		3:50
1.	Jennie Stodd	LC 11:02.2
2.	Nancy Roley	GF 10:55.0
3.	Sabra Soulia	SO 10:31.0
4.	Tommy Flores	Unatt 10:55.0
5.	Wendy Weidkamp	LC 11:18.4
6.	Roxie Cate	GF 12:45.0
7.	Kathy McBeth	SO NT
8.	Jane Gilbert	CC 12:44.0

1600m Relay		4:20
3.		GF NT
4.		LC 4:19.0
5.		LC NT

~~Scanned~~

file
5/2/83

EMERY COLLEGE
HAWAIIAN ISLANDS
Track & Field Championships

Meet is postponed by May 2, 1983
to Don Spinas, WOSC

WOMEN

School: GEORGE FOX COLLEGE

100 Meters (13.0)
Best
Name (First - Last) Effort

Lisa Pitts 12.7

200 Meters (2:21.0)
Best
Name (First - Last) Effort

Kay Mattson 2:21.3

Jodi Peters 2:26.2

200 Meters (27.0)
Best
Name (First - Last) Effort

Lisa Pitts 26.5

1500 Meters (4:58.3)
Best
Name (First - Last) Effort

Nancy Roley 4:52.9

400 Meters (1:02.5)
Best
Name (First - Last) Effort

Valerie Hurliman 1:01.2

Kay Mattson 1:01.3

Lisa Pitts 1:02.8

Jodi Peters 1:03.9

3000 Meters (10:54.4)
Best
Name (First - Last) Effort

Roxy Cate 12:45

5000 Meters

(18:01.1)

Intermediate Hurdles

(1:11.0)

Name (First - Last)

Best
Effort

Name (First - Last)

Best
Effort

Nancy Roley

19:19.1

Joyce Still

1:15.1

Valerie Hurliman

1:10.2

10000 Meters

Best
Effort

Shot Put

(34'11")

Name (First - Last)

Name (First - Last)

Best
Effort

Roxy Cate

nt

Paula Wittenberg

37-1

100 Hurdles

(17.4)

Discus

(108'0")

Name (First - Last)


Best
Effort

Name (First - Last)

Best
Effort

Paula Wittenberg

133-11



Javelin (108' 0")
Best
Effort

Name (First - Last)
Vicki Baugh 112-0

Melody Groeneveld 111-5

400 Relay (Top 8)
Best
Effort

Name (First - Last)
Joyce Still 51.7

Kay Mattson

Valerie Hurliman

Lisa Pitts

High Jump (5' 0")
Best
Effort

Name (First - Last)
Melody Groeneveld 5-0

1600 Relay (Top 8)
Best
Effort

Lisa Pitts 4:10.2

Jodi Peters

Valerie Hurliman

Kay Mattson

Long Jump (18' 0")
Best
Effort

Name (First - Last)
Melody Groeneveld 16-0

4 X 800 (Top 8)
Best
Effort

Jodi Peters

Nancy Roley

Valerie Hurliman

Kay Mattson 10:00.2

800 Medley Relay

Joyce Still nt

Kay Mattson

Valerie Hurliman

Lisa Pitts

Yves J. ...
 ...
 ...

Friday 1:55

Date 5-13-56

Place 1950

Signature of Judge

Place 1950

NAME	COMPETITOR	SCORE	PLACE	TIME
1				
2	Gallagher, J.	100	1st	13.1
3	Seibert, C.	100	2nd	13.0
4	Chapman, J.	100	3rd	13.0
5	McDonald, T.	100	4th	12.6
6	Slavich, J.	100	5th	12.0

Monday, 12/12/2012

1980

[illegible]

Journal of Management Education 30(6)p. 789-804
© The Author(s) 2006

CONFIDENTIAL

$$f_{\text{max}} = \frac{1}{2\pi} \sqrt{\frac{1}{L C_{\text{eq}}}}$$

Helen Hunt

Azusa Pacific, Prairie View Sprint to Outdoor Track and Field Titles

CHARLESTON, WV—Azusa Pacific CA and Prairie View A&M TX captured team titles in the NAIA Outdoor Track and Field Championships here May 26-28.

Paced by sprinter Innocent Egbunike and its depth in the field events Azusa Pacific jumped to an early lead and easily won the 32nd annual mens division team championship. Prairie View received strong showings from Easter Gabriel and Sheila Labome in winning its second consecutive NAIA women's division title.

Egbunike accounted for 20 of Azusa's 94 points by winning the 100 and 200-meter dashes. He also anchored the Cougars' come-from-behind victory in the 4 x 400 meter relay, thus earning the outstanding male performer award in the meet.

Azusa's strength, however, was in the field events. The Cougars received firsts from Christian Okoye in the discus and a record-setting throw from Mike Barnett in the javelin. Their dominance in the field began early: taking places 2-6 in the hammer throw, the meet's first event; good for 4 points.


Barnett's record was one of only two established in the men's division. The other was set by Ed Brown in the 400-meter hurdles, leading Saginaw Valley MI to a distant second in the scoring race behind Azusa Pacific.

In the women's division, Prairie View's Gabriel won the 400-meter

dash and anchored the Panther's winning efforts in the 4 x 100 meter relay, the sprint medley and 4 x 400 meter relays. Teammate Sheila Labome won the 100 and 200 meter dashes, with Prairie View also getting individual champions from Lynn Gamble in the 400-meter hurdles and Karen Waddell upping her record in the shot put.

The meet's outstanding female performer award went to Leah Pells of Simon Fraser CAN who established meet records in the 800 and 1500 meter runs.

The meet's other double winner was Linda Marquardt of Wisconsin-Milwaukee who set marks in the 5,000 and 10,000 meter runs.

A total of 10 records were set in the women's division. A sponsor of the 1983 championships was the Miller Brewing Company. 

FINAL MEN'S TEAM SCORES

1.	Azusa Pacific CA.....	94
2.	Saginaw Valley State MI.....	36
3.	Hampton Institute VA.....	33
4.	Southwestern KS.....	32
5.	Mississippi Valley.....	28
	Simon Fraser CAN.....	28
7.	Pittsburg State KS.....	26
8.	Adams State CO.....	23
9.	Southern Arkansas.....	22
	Wisconsin-Parkside.....	22
11.	Point Loma CA.....	21
12.	Southern Utah State.....	20
	Pembroke State NC.....	20
14.	Wayland Baptist TX.....	19
15.	Campbell NC.....	16
16.	Malone OH.....	15
	Alcorn State MS.....	15
18.	Jamestown ND.....	14
	Whitworth WA.....	14
20.	Central State OK.....	13
21.	Arkansas Tech.....	12
22.	Central Washington.....	11
23.	Doane NE.....	10
	David Lipscomb TN.....	10
	Pacific Lutheran WA.....	10
	Tarleton State TX.....	10
	Belmont TN.....	10
28.	Ouachita Baptist AR.....	9
29.	Cumberland KY.....	8
	Midland Lutheran NE.....	8
	Fort Hays State KS.....	8
	Hillsdale MI.....	8
	Oklahoma Christian.....	8
	Prairie View TX.....	8
35.	Liberty Baptist VA.....	7
36.	Defiance OH.....	6
	Westmar IA.....	6
	Western Washington.....	6
	Kearney State NE.....	6
	West Virginia State.....	6
41.	Central State OH.....	5
42.	Moorhead State MN.....	4
	Oklahoma Baptist.....	4
	College of Ozarks AR.....	4
45.	Southern Colorado.....	3½
46.	Bethany KS.....	2½
47.	George Fox OR.....	2
	Metropolitan State CO.....	2
	Chicago State IL.....	2
	Francis Marion SC.....	2
51.	Eastern Oregon.....	1
	Dordt IA.....	1
	Wisconsin-Oshkosh.....	1
	Berry GA.....	1

FINAL WOMEN'S TEAM SCORES


1.	Prairie View TX.....	119
2.	Hampton Institute VA.....	90
3.	Adams State CO.....	82
4.	Simon Fraser CAN.....	42
5.	Saginaw Valley MI.....	34
	Moorhead State MN.....	34
7.	Wisconsin-Milwaukee.....	26
8.	Marquette WI.....	24
9.	Wisconsin-Eau Claire.....	23
10.	Azusa Pacific CA.....	16
11.	Western Washington.....	13
12.	Midland NE.....	12
	Southwest State MN.....	12
14.	Wayland Baptist TX.....	11
15.	Southern Utah State.....	10
16.	Fort Hays State KS.....	9
17.	California Lutheran.....	8
18.	Central Washington.....	7½
19.	Western Oregon State.....	7
	Manchester IN.....	7
21.	Arkansas College.....	6
	Southern Colorado.....	6
	Wisconsin-Parkside.....	6
	East Texas State.....	6
25.	Panhandle State OK.....	5
	Taylor IN.....	5
	Wayne State NE.....	5
28.	Pacific Lutheran WA.....	4
	Metropolitan State CO.....	4
30.	Westminster MO.....	2½
31.	Northwest Nazarene ID.....	2
	St. Mary's IN.....	2
	Linfield OR.....	2
	Eastern Oregon.....	2
	Bethel KS.....	2
36.	Hillsdale MI.....	1
	Valley City ND.....	1
	Kansas Wesleyan.....	1
	Concordia NE.....	1
	Emporia State KS.....	1



Mac Ritchie of Simon Fraser CAN, victorious in the men's 1,500-meter final.



THE BEST DEFENSE



against rising health care costs...

and rising insurance premiums — is the NAIA Athletic Injury Plan. For the third consecutive year, we are able to offer the NAIA catastrophic medical expense plan without raising the rates.

Mutual of Omaha has administered this athletic insurance program for 27 years and we believe it is one of the finest plans offered. The \$25,000 maximum coverage protects both male and female athletes participating in your intercollegiate athletic program.

But just as important to you, the plan is available for the 1983-84 sports season with absolutely no increase in premium.

Now is the time to review your school's athletic insurance program. Listed below is the premium rate for each person for the deductible amounts offered. A complete brochure is available by writing: NAIA Insurance, 1221 Baltimore, Kansas City, MO 64105.

Underwritten by



People you can count on...

Mutual of Omaha Insurance Company • Home Office: Omaha, Nebraska

NAIA PREMIUM FOR EACH PERSON

SPORT	Deductible Amount					SPORT	Deductible Amount				
	\$500.00	\$1,000.00	\$1,500.00	\$2,000.00	\$2,500.00		\$500.00	\$1,000.00	\$1,500.00	\$2,000.00	\$2,500.00
Football (without Spring Practice)	\$57.40	\$39.35	\$27.80	\$20.75	\$18.20	Rifle	2.90	2.00	1.40	1.05	0.95
Football (with Spring Practice)	76.50	52.45	37.05	27.65	24.25	Rugby	14.40	9.90	7.00	5.20	4.60
Baseball	6.55	4.50	3.15	2.35	2.10	Skiing	14.40	9.90	7.00	5.20	4.60
Basketball	16.85	11.55	8.15	6.10	5.35	Soccer (Outdoor)	14.40	9.90	7.00	5.20	4.60
Bowling	2.90	2.00	1.40	1.05	0.95	Soccer (Indoor)	11.55	7.90	5.55	4.15	3.65
Boxing	5.10	3.50	2.45	1.85	1.60	Softball	4.50	3.10	2.20	1.65	1.45
Cross Country	2.90	2.00	1.40	1.05	0.95	Swimming	2.90	2.00	1.40	1.05	0.95
Fencing	2.90	2.00	1.40	1.05	0.95	Tennis	2.90	2.00	1.40	1.05	0.95
Field Hockey	14.40	9.90	7.00	5.20	4.60	Track	2.90	2.00	1.40	1.05	0.95
Golf	2.90	2.00	1.40	1.05	0.95	Volleyball	5.10	3.50	2.45	1.85	1.60
Gymnastics	5.10	3.50	2.45	1.85	1.60	Water Polo	5.10	3.50	2.45	1.85	1.60
Ice Hockey	14.40	9.90	7.00	5.20	4.60	Wrestling	26.05	17.85	12.60	9.40	8.25
Lacrosse	14.40	9.90	7.00	5.20	4.60	Coaches, Cheerleaders, Student Managers and Faculty/Athletic Department Representatives	2.90	2.00	1.40	1.05	0.95

32ND ANNUAL--1983 MEN'S DIVISION

TEAM STANDINGS

1. Azusa Pacific CA	94	Whitworth WA	14	Westmar IA	6
2. Saginaw Valley State MI	36	20. Central State OK	13	Western Washington	6
3. Hampton Institute VA	33	21. Arkansas Tech	12	Kearney State NE	6
4. Southwestern KS	32	22. Central Washington	11	West Virginia State	6
5. Mississippi Valley	28	23. Doane NE	10	41. Central State OH	5
Simon Fraser CAN	28	David Lipscomb TN	10	42. Moorhead State MN	4
7. Pittsburg State KS	26	Pacific Lutheran WA	10	Oklahoma Baptist	4
8. Adams State CO	23	Tarleton State TX	10	College of Ozarks AR	4
9. Southern Arkansas	22	Belmont TN	10	45. Southern Colorado	3 1/2
Wisconsin-Parkside	22	28. Ouachita Baptist AR	9	46. Bethany KS	2 1/2
11. Point Loma CA	21	29. Cumberland KY	8	47. George Fox OR	2
12. Southern Utah State	20	Midland Lutheran NE	8	Metropolitan State CO	2
Pembroke State NC	20	Fort Hays State KS	8	Chicago State IL	2
14. Wayland Baptist TX	19	Hillsdale MI	8	Francis Marion SC	2
15. Campbell NC	16	Oklahoma Christian	8	51. Eastern Oregon	1
16. Malone OH	15	Prairie View TX	8	Dordt IA	1
Alcorn State MS	15	35. Liberty Baptist VA	7	Wisconsin-Oshkosh	1
18. Jamestown ND	14	36. Defiance OH	6	Berry GA	1

INDIVIDUAL RESULTS

100-METER

1. Innocent Egbunike, Azusa Pacific CA, 10.34
2. Larry White, Mississippi Valley State, 10.61
3. Aaron Lang, Pittsburg State KS, 10.69
4. Percy Williams, C. of the Ozarks AR, 10.79
5. Stanley Griffin, Chicago State IL, 10.92
6. Darryl Skinner, Hampton Institute VA, 10.94

200-METER

1. Innocent Egbunike, Azusa Pacific CA, 20.94
2. Nathaniel Sloan, Mississippi Valley State, 21.03
3. Aaron Lang, Pittsburg State KS, 21.16
4. Willie Hudson, Alcorn State MS, 21.36
5. Dennis Woodberry, Southern Arkansas, 21.37
6. LeRoy Delk, Hampton Institute VA, 21.47

110-METER HIGH HURDLES

1. Robert Johnson, Wayland Baptist TX, 14.03
2. Ed Brown, Saginaw Valley MI, 14.14
3. Warren McGee, Westmar IA, 14.21
4. Roosevelt Green, Central State OH, 14.42
5. Steve Hughes, Ouachita Baptist AR, 14.56
6. Mike Honnick, Adams State CO, 14.65

400-METER HURDLES

1. Ed Brown, Saginaw Valley MI, 50.09
2. Thaddeus Gamble, Prairie View TX, 51.36
3. Dewitt Hale, West Virginia State, 51.66
4. Darick Bradley, Pembroke State NC, 52.26
5. Gordon Franklin, Arkansas Tech, 52.66
6. Mike Martinez, Azusa Pacific CA, 52.95

400-METER

1. Willie Hudson, Alcorn State MS, 46.08
2. Nate Sloan, Mississippi Valley, 47.03
3. Robert Brown, Hampton Institute VA, 47.23
4. Ben Major, Pembroke State NC, 47.46
5. Cecil Bland, Southern Arkansas, 47.66
6. Norman Brown, Wayland Baptist TX, 47.95

800-METER

1. Darren Harsin, Doane NE, 1:49.48
2. Randy Kolarcik, Simon Fraser CAN, 1:49.90
3. Livingstone Marshall, Hampton Institute VA, 1:50.09
4. Rick Brown, Saginaw Valley MI, 1:50.29
5. Randy White, Francis Marion SC, 1:50.48
6. Kenneth Fisher, Hampton Institute VA, 1:50.66

1500-METER

1. Alec Ritchie, Simon Fraser CAN, 3:46.06
2. Rob Schippers, Central Washington, 3:46.59
3. Mike Lambing, Southwestern KS, 3:47.26
4. Peter Graham, Adams State CO, 3:48.08
5. Ricky Lozoya, Wayland Baptist TX, 3:48.36
6. Arzell McCoy, Alcorn State MS, 3:48.90

5000-METER

1. Mike Maraun, Simon Fraser CAN, 14:16.78
2. Sam Montoya, Adams State CO, 14:20.02
3. Troy Quелlette, Saginaw Valley MI, 14:22.94
4. Pat Billig, Moorhead State MN, 14:25.24
5. Dale King, Central Washington, 14:25.59
6. Don Stearns, Eastern Oregon, 14:26.05

10,000 METER RUN

1. Steve DeLano, Southwestern KS, 29:48.36
2. David Schaufuss, Cumberland KY, 29:53.8
3. Sam Montoya, Adams State CO, 30:05.79
4. Ronnie Parks, Central State OK, 30:10.3
5. John Liese, Metropolitan State CO, 30:11.16
6. Ricky Silver, Berry GA, 30:11.56

STEEPLECHASE

1. Brad Braunberger, Jamestown ND, 9:04.41
2. Glenn Magrum, Hillsdale MI, 9:05.82
3. Marty Meyer, Malone OH, 9:07.33
4. Steve Guymon, Oklahoma Christian, 9:07.44
5. Mark Young, Oklahoma Christian, 9:10.24
6. Scott Campbell, Malone OH, 9:11.27

10,000-METER WALK

1. Willard Preischel, Wisconsin-Parkside, 48:11.40
2. Mark Manning, Wisconsin-Parkside, 48:11.60
3. Troy Nelson, Liberty Baptist VA, 49:35.77
4. Rodney Condon, Wisconsin-Parkside, 49:44.4
5. Allen James, Western Washington, 50:44.5
6. Keven Rogers, Wisconsin-Oshkosh, 50:46.32

MARATHON

1. Terry Coker, Belmont TN, 2:21.18.8
2. Jimmy Brackeen, Central State OK, 2:22.03.9
3. Ken Craycraft, Malone OH, 2:22.30.8
4. Eric Woodard, Oklahoma Baptist, 2:22.39.7
5. Brad Nick, Midland NE, 2:24.24.2
6. Harv Vande Burgt, Dordt IA, 2:24.37.8

400-METER RELAY

1. Hampton Institute VA (Charlie Dannelly, Lee Roy Delk, Robert Brown, Darryl Skinner), 40.56
2. Pembroke State NC (Thomas Lee Spencer, James Brown, George Pane, Keith McMillian), 40.75
3. Wayland Baptist TX (Willie Dodd, Ray Smith, Norman Brown, Robert Johnson), 40.88
4. Whitworth WA, 41.16
5. Southern Arkansas, 41.54
6. Central State OK, 41.62

4 X 400 METER RELAY

1. Azusa Pacific CA (John Shalongo, Doug Laisel, Ted Campbell, Innocent Egbunike), 3:09.77
2. Saginaw Valley State MI (Ricky Brown, Charles White, Mike Topolewski, Eddie Brown), 3:10.57
3. Southern Arkansas (Mendall Glass, Sammy Epps, Cecil Bland, Dennis Woodberry), 3:10.57
4. Pembroke State NC, 3:12.77
5. Hampton Institute VA, 3:15.77
6. Central State OH, 3:19.56

DISCUS

1. Christian Okoye, Azusa Pacific CA, 57.28 (187-11)
2. Roger Axelsson, Point Loma CA, 55.26 (181-4 1/2)
3. Mark Mason, Hampton Institute VA, 50.50 (165-8)
4. Tom Audley, Southwestern KS, 48.80 (160-1)
5. Walter Hamilton, Oklahoma Christian, 48.38 (158-9)
6. Ron Ponciano, Azusa Pacific CA, 48.16 (158-0)

LONG JUMP

1. Aaron Sampson, Southern Utah, 7.81 (25-7 1/2)
2. Adrian Sampson, Southern Utah, 7.61 (24-11 3/4)
3. Orville Peterson, Campbell NC, 7.55 (24-9 1/4)
4. Sammy Epps, Southern Arkansas, 7.51 (24-7 3/4)
5. Will James, Southern Utah, 7.40 (24-3 1/4)
6. Steve Hughes, Ouachita Baptist AR, 7.33 (24-0 1/2)

HIGH JUMP

1. James Hawkins, Tarleton State TX, 2.20 (7-2 3/4)
2. Orville Peterson, Campbell NC, 2.16 (7-1)
3. Randy DeBuhr, Midland NE, 2.13 (7-0)
4. Donald Butler, Mississippi Valley, 2.13 (7-0)
5. Wayne Wallace, Bethany KS, 2.08 (6-10)
- Dale Hollins, Southern Colorado, 2.08 (6-10)

HAMMER

1. Roger Axelsson, Point Loma CA, 60.82 (199-6)
2. Mike Barnett, Azusa Pacific CA, 58.68 (192-6)
3. Ron Ponciano, Azusa Pacific CA, 58.60 (192-3)
4. Christian Okoye, Azusa Pacific CA, 54.08 (177-5)
5. Phil Mann, Azusa Pacific CA, 53.32 (174-11)
6. John Hunt, Azusa Pacific CA, 51.74 (169-9)

JAVELIN

1. Mike Barnett, Azusa Pacific CA, 79.22, (259-11)
2. Steve Davis, Southwestern KS, 74:04 (242-11)
3. Dan Thomasson, Pittsburg State KS, 70.12 (230-1)
4. Richard Johnson, Jamestown ND, 67.26 (220-8)
5. Mike Watts, George Fox OR, 63.36 (207-11)
6. Marty Honea, Point Loma CA, 63.16 (207-3)

POLE VAULT

1. Rory Chilton, Arkansas Tech, 4.9 (16-1)
2. Brad Nachtigal, Fort Hays State KS, 4.8 (15-9)
3. Scott Foutch, Kearney State NE, 4.70 (15-5)
4. Murray Giles, Western Washington, 4.70 (15-5)
5. Bert White, Southern Colorado, 4.70 (15-5)
6. Jim Vise, Bethany KS, 4.70 (15-5)

TRIPLE JUMP

1. Tommy Stewart, Whitworth WA, 15.33 (50-3 1/2)
2. Roosevelt Kent, Azusa Pacific CA, 15.04 (49-4)
3. Chris McCollum, Ouachita Baptist AR, 14.96 (49-3/4)
4. Nick Kohler, Adams State CO, 14.93 (48-11 3/4)
5. Don Bunker, Malone OH, 14.66 (48-1)
6. Wayne Sweet, Central Washington, 14.47 (47-5 1/2)

SHOT PUT

1. Flip Jones, David Lipscomb TN, 17.45 (57-3)
2. Scott Karr, Pittsburg State KS, 17.36 (56-11 1/2)
3. Joey Force, Southern Arkansas, 17.24 (56-6 3/4)
4. Tom Audley, Southwestern KS, 17.13 (56-2 1/2)
5. Roger Axelsson, Point Loma CA, 16.89 (55-5)
6. Bill Gilliespie, Liberty Baptist VA, 16.51 (54-2)

DECATHLON

1. Phil Schot, Pacific Lutheran WA, 7542
2. Doug Loisel, Azusa Pacific CA, 7225
3. Doug Murray, Defiance OH, 7146
4. Ted Campbell, Azusa Pacific CA, 7136
5. Ernest White, Campbell NC, 6997
6. Shane Paynter, Azusa Pacific CA, 6827

NOTE: Top 6 individuals in each event and top 3 in each relay were named NAIA All-Americans.

TEAM CHAMPIONSHIP RESULTS

YEAR	SITE	CHAMPION	POINTS	RUNNER-UP	POINTS
1952	Abilene, TX	Abilene Christian TX	74	San Diego State CA	45
1953	Abilene, TX	South Dakota State	48	Abilene Christian TX	42
1954	Abilene, TX	Abilene Christian TX	39	Texas Southern	33
1955	Abilene, TX	Abilene Christian TX	68	Emporia State KS	44
1956	San Diego, CA	Occidental CA	89 1/2	Abilene Christian TX	56
1957	San Diego, CA	Occidental CA	148 1/2	Abilene Christian TX	34
1958	San Diego, CA	Occidental CA	93	Winston-Salem State NC	62
1959	Sioux Falls, SD	Winston-Salem State NC	56	East Texas State	55
1960	Sioux Falls, SD	Winston-Salem State NC	58	East Texas State	45
1961	Sioux Falls, SD	Texas Southern	49	Tennessee State	47
1962	Sioux Falls, SD	Texas Southern	72 1/2	Emporia State KS	46
1963	Sioux Falls, SD	Maryland State	82	Nebraska-Omaha	33
1964	Sioux Falls, SD	Emporia State KS	60	North Carolina College	50
1965	Sioux Falls, SD	Southern-Baton Rouge LA	77	North Carolina College	40
1966	Sioux Falls, SD	Southern-Baton Rouge LA	92	Texas Southern	69
1967	Sioux Falls, SD	Southern-Baton Rouge LA	77	Texas Southern	63
1968	Billings, MT	Prairie View TX	47	Arkansas AM&N	45
1969	Billings, MT	Prairie View TX	69 1/2	Southern-Baton Rouge LA	68
1970	Billings, MT	Eastern Michigan	75	Texas Southern	50
1971	Billings, MT	Eastern Michigan	65	North Carolina Central	43

1983 Individual Women's Track & Field Results

100-METER DASH: 1. Sheila Labome, Prairie View A&M TX, 11.89; 2. Cynthia Cason, Hampton Institute VA, 12.11; 3. Eldece Clarke, Hampton Institute VA, 12.20; 4. Gloria Gregory, Wisconsin-Milwaukee, 12.35; 5. Linda Lockyer, Simon Fraser CAN, 12.36; 6. Cathy Donald, Panhandle State OK, 12.49.

200-METER DASH: 1. Sheila Labome, Prairie View A&M TX, 24.16; 2. Eldece Clarke, Hampton Institute VA, 24.61; Cynthia Cason, Hampton Institute VA, 24.61; 4. Lori Ewing, Simon Fraser CAN, 24.91; 5. Michelle Kiefer, Wisconsin-Eau Claire, 25.14; 6. Kim Robertson, Wisconsin-Milwaukee, 25.28.

400-METER DASH: 1. Easter Gabriel, Prairie View A&M TX, 53.91; 2. Norrie McAfee, Prairie View A&M TX, 55.39; 3. Julie Jenkins, Adams State CO, 55.71; 4. Jeannette Palmer, Hampton Institute VA, 55.74; 5. Pamela Harty, Hampton Institute VA, 56.12; 6. Delores Stewart, Westminster MO, 56.23.

800-METER RUN: 1. Leah Pells, Simon Fraser CAN, 2:09.77 (Record); 2. Lillie Taylor, Prairie View A&M TX, 2:09.89; 3. Paula Behrendt, Moorhead State MN, 2:12.13; 4. Mary Sedall, Adams State CO, 2:12.49; 5. Cathy Schmidt, Saginaw Valley MI, 2:13.09; 6. Brynette Smith, Prairie View A&M TX, 2:15.08.

1500-METER RUN: 1. Leah Pells, Simon Fraser CAN, 4:25.42 (Record); 2. Pamela Harty, Moorhead State MN, 4:27.28; 3. Cathy Schmidt, Saginaw Valley MI, 4:30.75; 4. Kara Hughes, Marquette WI, 4:32.54; 5. Denise Falzone, Adams State CO, 4:34.76; 6. Diane Help, Marquette WI, 4:37.56.

3000-METER RUN: 1. Carolyn Shield, Wisconsin Eau-Claire, 9:52.09 (Record); 2. Julie Willoughby, Moorhead State MN, 9:52.55; 3. Debbie Spino, Wisconsin-Parkside, 9:58.67; 4. Lesley Tomlinson, Simon Fraser CAN, 9:59.19; 5. Anne O'Leary, Eastern Oregon State, 10:01.03; 6. Bridget Cooke, Western Oregon State, 10:04.01.

400-METER HURDLES: 1. Lynn Gamble, Prairie View A&M TX, 58.99 (Record); 2. Edith Renfro, Prairie View A&M TX, 1:00.09; 3. Wendy Malich, Western Washington, 1:01.46; 4. Geraldine Hall, Metropolitan State CO, 1:02.23; 5. Brenda Jarvis, Adams State CO, 1:02.29; 6. Michelle Orton, Emporia State KS, 1:03.44.

MARATHON: 1. Sharon Foster, Adams State CO, 2:58.62.2 (Record); 2. Liz Garman, Azusa Pacific CA, 3:03.00.2; 3. Penny Rosdil, Manchester IN, 3:04.02.6; 4. Kathy Fynan, Marquette WI, 3:08.42.5; 5. Nadine Price, Linfield OR, 3:11.17.5; 6. Randi Johnson, Kansas Wesleyan, 3:13.47.2.

4 X 100 METER RELAY: 1. Prairie View A&M TX (Lynn Gamble, Norrie McAfee, Sheila Labome, Easter Gabriel), 45.06 (Record); 2. Hampton Institute VA (Thomasina Busch, LaVon Walker, Cynthia Cason, Eldece Clarke), 46.34; 3. Adams State CO (Connie Calkin, Julie Jenkins, Patty Babbkiewich, Lori Risenhoover), 47.76; 4. Simon Fraser CAN, 48.17; 5. Wisconsin-Eau Claire, 48.26; 6. Wayne State NE, 49.01.

SPRINT MEDLEY RELAY: 1. Prairie View A&M TX (Lynn Gamble, Norrie McAfee, Sheila Labome, Easter Gabriel), 1:40.36; 2. Adams State CO (Connie Calkin, Julie Jenkins, Patty Babbkiewich, Lori Risenhoover), 1:43.93; 3. Hampton Institute VA (Eldece Clarke, LaVon Walker, Pamela Harvey, Jeannette Palmer), 1:44.06; 4. Simon Fraser CAN, 1:46.72; 5. Wisconsin-Eau Claire, 1:48.53; 6. Wisconsin-Milwaukee, 1:48.83.

4 X 400 METER RELAY: 1. Prairie View A&M TX (Sheila Labome, Norrie McAfee, Lynn Gamble, Easter Gabriel), 3:42.39; 2. Adams State CO (Connie Calkin, Julie Jenkins, Patty Babbkiewich, Lori Risenhoover), 3:44.77; 3. Hampton Institute VA (Pamela Harvey, Denise Knowles, Thomasina Busch, Jeannette Palmer), 3:48.96; 4. Simon Fraser CAN, 3:54.26; 5. Bethel KS, 3:54.81; 6. Wisconsin-Eau Claire, 3:56.89.

5000-METER: 1. Linda Marquardt, Wisconsin-Milwaukee, 16:53.49 (Record); 2. Katie Webb, Marquette WI, 17:00.19; 3. Deanna Marchello, Wisconsin-Eau Claire, 17:10.46; 4. Denise Falzone, Adams State CO, 17:11.57; 5. Julie Willoughby, Moorhead State MN, 17:15.91; 6. Laurie Hottinger, Marquette WI, 17:20.5.

10,000 METER RUN: 1. Linda Marquardt, Wisconsin-Milwaukee, 35:17.88 (Record); 2. Cindy Reinhart, Saginaw Valley MI, 35:38.27; 3. Bridget Cooke, Western Oregon State, 36:15.95; 4. Kathy Bowman, Saginaw Valley MI, 36:16.66; 5. Annette Isom, St. Mary's IN, 36:16.6; 6. Joan Jilka, Fort Hays State KS, 36:23.1.

100-METER HURDLES: 1. Thomasina Busch, Hampton Institute VA, 14.06; 2. Loretta Jeffery, Hampton Institute VA, 14.55; 3. Maria Mitchell, East Texas State, 14.63; 4. Kelley Peterson, Wayne State NE, 14.81; 5. Julie Fricke, Azusa Pacific CA, 15.02; 6. Lori Shepard, Taylor IN, 15.14.

LONG JUMP: 1. Lori Risenhoover, Adams State CO, 6.18 (20'3 1/4"); 2. Thomasina Busch, Hampton Institute VA, 5.72 (18'9"); 3. Lynn Gamble, Prairie View A&M TX, 5.70 (18'8 1/4"); 4. Brenda Jones, Arkansas College, 5:57 (18'3 1/4"); 5. Easter Gabriel, Prairie View A&M TX, 5.54 (18'2"); 6. Jami Shores, Wayland Baptist TX, 5.52 (18'1 1/4").

HIGH JUMP: 1. Mechele Hebbard, Southern Utah State, 1.73 (5'8 1/4"); 2. Leanna Jackson, Adams State CO, 1.70 (5'7"); Cindy Pool, Southern Colorado, 1.70 (5'7"); Jennifer Schwartz, Western Washington, 1.70 (5'7"); 5. Kelly Keene, Central Washington, 1.67 (5'5 3/4"); Marguerite Donovan, Westminster MO, 1.67 (5'5 3/4").

HEPTATHLON: 1. Kari Kramme, Midland NE, 4782; 2. Charlotte Nelson, Southwest State MN, 4707; 3. Amanda Abshire, Adams State CO, 4629; 4. Lori Shepard, Taylor IN, 4600; 5. Brenda Jones, Arkansas College, 4567; Joanna Wiggins, Manchester, IN 4567.

4 X 800 METER RELAY: 1. Moorhead State MN (Katie Class, Traci Fie, Paula Behrendt, Pam Harty), 9:00.97; 2. Saginaw Valley MI (Karen Foulds, Colleen Booms, Kelly Vasold, Cathy Schmidt), 9:06.97; 3. Marquette WI (Beth Olson, Diana Held, Terri Leibfried, Kris Keyser), 9:11.68; 4. Pacific Lutheran WA, 9:14.11; 5. Midland NE, 9:14.44; 6. Western Washington, 9:14.57.

SHOT PUT: 1. Karen Waddell, Prairie View A&M TX, 15.00 (49'2 1/2"); (Record); 2. Loretta Fidel, Adams State CO, 14.54 (47'8 1/2"); 3. Sue Maceroni, Saginaw Valley MI, 13.45 (44'1 1/2"); 4. Betsy Skibyak, Panhandle State OK, 13.22 (43'4 1/2"); 5. Sandra Early, Northwest Nazarene ID, 12.89 (42'3 1/2"); 6. Karrie McNair, Hillsdale MI, 12.88 (42'3").

DISCUS: 1. Carol Woodside, Hampton Institute VA 46.08 (151'1"); 2. Vandora Wilson, Fort Hays State KS, 43.82 (143'9"); 3. Karen Waddell, Prairie View A&M TX, 42.86 (140'7"); 4. Rhoda Lint, Southwest State MN, 42.80 (140'5"); 5. Corrine DeJong, Azusa Pacific CA, 42.72 (140'1"); 6. Nancy Asche, Concordia NE, 42.50 (139'5").

JAVELIN: 1. Maria Haley, Wayland Baptist TX, 50.00 (164' 1/2"); 2. Beth Owens, California Lutheran, 47.96 (157'4"); 3. Lorna Martinson, Central Washington, 46.28 (151'10"); 4. Casey Giacomazzi, Azusa Pacific CA, 46.14 (151'4"); Joan Williamson, Western Washington, 42.10 (138'1 1/2"); 6. Melissa Hagel, Valley City State ND, 41.68 (136'9").

NOTE: The top 6 individuals in each event and top 3 in each relay were named NAIA All-Americans.

COACH OF THE YEAR: Barbara Jacket, Prairie View A&M TX

OUTSTANDING FEMALE PERFORMER: Leah Pells, Simon Fraser CAN



1983 Individual Men's Track & Field Results

100-METER DASH: 1. Innocent Egbunike, Azusa Pacific CA, 10.34; 2. Larry White, Mississippi Valley State, 10.61; 3. Aaron Lang, Pittsburg State KS, 10.69; 4. Percy Williams, C. of the Ozarks AR, 10.79; 5. Stanley Griffin, Chicago State IL, 10.92; 6. Darryl Skinner, Hampton Institute VA, 10.94.

200-METER DASH: 1. Innocent Egbunike, Azusa Pacific CA, 20.94; 2. Nathaniel Sloan, Mississippi Valley State, 21.03; 3. Aaron Lang, Pittsburg State KS, 21.16; 4. Willie Hudson, Alcorn State MS, 21.36; 5. Dennis Woodberry, Southern Arkansas, 21.37; 6. LeRoy Delk, Hampton Institute VA, 21.47.

110-METER HIGH HURDLES: 1. Robert Johnson, Wayland Baptist TX, 14.03; 2. Ed Brown, Saginaw Valley MI, 14.14; 3. Warren McGee, Westmar IA, 14.21; 4. Roosevelt Green, Central State OH, 14.42; 5. Steve Hughes, Ouachita Baptist AR, 14.56; 6. Mike Honnick, Adams State CO, 14.65

440-METER HURDLES: 1. Ed Brown, Saginaw Valley MI, 50.09 (Record); 2. Thaddeus Gamble, Prairie View TX, 51.36; 3. Dewitt Hale, West Virginia State, 51.66; 4. Darick Bradley, Pembroke State NC, 52.26; 5. Gordon Franklin, Arkansas Tech, 52.66; 6. Mike Marinez, Azusa Pacific CA, 52.95.

400-METER DASH: 1. Willie Hudson, Alcorn, State MS, 46.08; 2. Nate Sloan, Mississippi Valley, 47.03; 3. Robert Brown, Hampton Institute VA, 47.23; 4. Ben Major, Pembroke State NC, 47.46; 5. Cecil Bland, Southern Arkansas, 47.66; 6. Norman Brown, Wayland Baptist TX, 47.95.

800-METER RUN: 1. Darren Harsin, Doane NE, 1:49.48; 2. Randy Kolarcik, Simon Fraser CAN, 1:49.90; 3. Livingstone Marshall, Hampton Institute VA, 1:50.09; 4. Rick Brown, Saginaw Valley MI, 1:50.29; 5. Randy White, Francis Marion SC, 1:50.58; 6. Kenneth Fisher, Hampton Institute VA, 1:50.66.

1500-METER RUN: 1. Alec Ritchie, Simon Fraser CAN, 3:46.06; 2. Ron Schippers, Central Washington, 3:46.59; 3. Mike Lambing, Southwestern KS, 3:47.26; 4. Peter Graham, Adams State CO, 3:48.08; 5. Ricky Lozoya, Wayland Baptist TX, 3:48.36; 6. Arzell McCoy, Alcorn State MS, 3:48.90.

5000-METER RUN: 1. Mike Maraun, Simon Fraser CAN, 14:16.78; 2. Sam Montoya, Adams State CO, 14:20.02; 3. Troy Quелlette, Saginaw Valley MI, 14:22.94; 4. Pat Billig, Moorhead State MN, 14:25.24; 5. Dale King, Central Washington, 14:25.59; 6. Don Stearns, Eastern Oregon State, 14:26.05.

10,000-METER RUN: 1. Steve DeLano, Southwestern KS, 29:48.36; 2. David Schaufuss, Cumberland KY, 29:53.8; 3. Sam Montoya, Adams State CO, 30:05.79; 4. Ronnie Parks, Central State OK, 30:10.3; 5. John Liese, Metropolitan State CO, 30:11.16; 6. Ricky Silver, Berry GA, 30:11.56.

STEEPLECHASE: 1. Brad Braunberger, Jamestown, ND, 9:04.41; 2. Glenn Magrum, Hillsdale MI, 9:05.82; 3. Marty Meyer, Malone OH, 9:07.33; 4. Steve Guymon, Oklahoma Christian, 9:07.44; 5. Mark Young, Oklahoma Christian, 9:10.24; 6. Scott Campbell, Malone OH, 9:11.27.

10,000-METER WALK: 1. Willard Preischel, Wisconsin-Parkside, 48:11.40; 2. Mark Manning, Wisconsin-Parkside, 48:11.60; 3. Troy Nelson, Liberty Baptist VA, 49:35.77; 4. Rodney Condon, Wisconsin-Parkside, 49:44.4; 5. Allen James, Western Washington, 50:44.5; 6. Kevin Rogers, Wisconsin-Oshkosh, 50:46.32.

MARATHON: 1. Terry Coker, Belmont TN, 2:21.18.8; 2. Jimmy Brackeen, Central State OK, 2:22.03.9; 3. Ken Craycraft, Malone OH, 2:22.30.8; 4. Eric Woodard, Oklahoma Baptist, 2:22.39.7; 4. Brad Nick, Midland NE, 2:24.24.2; 6. Harv Vande Burt, Dordt IA, 2:24.37.8.

400-METER RELAY: 1. Hampton Institute VA (Charlie Dannelly, Lee Roy Delk, Robert Brown, Darryl Skinner), 40.56; 2. Pembroke State NC (Thomas Lee Spencer, James Brown, George Pane, Keith McMillian), 40.75; 3. Wayland Baptist TX (Willie Dodd, Ray

Smith, Norman Brown, Robert Johnson), 40.88; 4. Whitworth WA, 41.16; 5. Southern Arkansas, 41.54; 6. Central State OK, 41.62.

4 X 400 METER RELAY: 1. Azusa Pacific CA (John Shalongo, Doug Laisel, Ted Campbell, Innocent Egbunike), 3:09.77; 2. Saginaw Valley State MI (Ricky Brown, Charles White, Mike Topolewski, Eddie Brown), 3:10.57; 3. Southern Arkansas (Mendall Glass, Sammy Epps, Cecil Bland, Dennis Woodberry), 3:10.57; 4. Pembroke State NC, 3:12.77; 5. Hampton Institute VA, 3:15.77; 6. Central State OH, 3:19.56.

DISCUS: 1. Christian Okoye, Azusa Pacific CA, 57.28 (187'11"); 2. Roger Axelsson, Point Loma CA, 55.26 (181'4 1/2"); 3. Mark Mason, Hampton Institute VA, 50.50 (165'8"); 4. Tom Audley, Southwestern KS, 48.80 (160'1"); 5. Walter Hamilton, Oklahoma Christian, 48.38 (158'9"); 6. Ron Ponciano, Azusa Pacific CA, 48.16 (158'0").

LONG JUMP: 1. Aaron Sampson, Southern Utah, 7.81 (25'7 1/2"); 2. Adrian Sampson, Southern Utah, 7.61 (24'11 3/4"); 3. Orville Peterson, Campbell NC, 7.55 (24'9 3/4"); 4. Sammy Epps, Southern Arkansas, 7.51 (24'7 3/4"); 5. Will James, Southern Utah, 7.40 (24'3 3/4"); 6. Steve Hughes, Ouachita Baptist AR, 7.33 (24'1 1/2").

HIGH JUMP: 1. James Hawkins, Tarleton State TX, 2.20 (7'2 3/4"); 2. Orville Peterson, Campbell NC, 2.16 (7'1"); 3. Randy DeBuhr, Midland NE, 2.13 (7'0"); 4. Donald Butler, Mississippi Valley, 2.13 (7'0"); 5. Wayne Wallace, Bethany KS, 2.08 (6'10"); 6. Dale Hollins, Southern Colorado, 2.08 (6'10").

HAMMER: 1. Roger Axelsson, Point Loma CA, 60.82 (199'6"); 2. Mike Barnett, Azusa Pacific CA, 58.68 (192'6"); 3. Ron Ponciano, Azusa Pacific CA, 58.60 (192'3"); 4. Christian Okoye, Azusa Pacific CA, 54.08 (177'5"); 5. Phil Mann, Azusa Pacific CA, 53.32 (174'11"); 6. John Hunt, Azusa Pacific CA, 51.74 (169'9").

JAVELIN: 1. Mike Barnett, Azusa Pacific CA, 79.22 (259'11"); 2. Steve Davis, Southwestern KS, 74.04 (242'11"); 3. Dan Thomasson, Pittsburg State KS, 70.12 (230'1"); 4. Richard Johnson, Jamestown ND, 67.26 (220'8"); 5. Mike Watts, George Fox OR, 63.36 (207'11"); 6. Marty Honea, Point Loma CA, 63.16 (207'3").

POLE VAULT: 1. Rory Chilton, Arkansas Tech, 4.9 (16'1"); 2. Brad Nachtigal, Fort Hays State KS, 4.8 (15'9"); 3. Scott Foutch, Kearney State NE, 4.70 (15'5"); 4. Murray Giles, Western Washington, 4.70 (15'5"); 5. Bert White, Southern Colorado, 4.70 (15'5"); 6. Jim Vise, Bethany KS, 4.70 (15'5").

TRIPLE JUMP: 1. Tommy Stewart, Whitworth WA, 15.33 (50'3 1/2"); 2. Roosevelt Kent, Azusa Pacific CA, 15.04 (49'4"); 3. Chris McCollum, Ouachita Baptist AR, 14.96 (49'3/4"); 4. Nick Kohler, Adams State CO, 14.93 (48'11 3/4"); 5. Don Bunker, Malone OH, 14.66 (48'1"); 6. Wayne Sweet, Central Washington, 14.47 (47'5 1/2").

SHOT PUT: 1. Flip Jones, David Lipscomb TN, 17.45 (57'3"); 2. Scott Karr, Pittsburg State KS, 17.36 (56'11 1/2"); 3. Joey Force, Southern Arkansas, 17.24 (56'6 3/4"); 4. Tom Audley, Southwestern KS, 17.13 (56'2 1/2"); 5. Roger Axelsson, Point Loma CA, 16.89 (55'5"); 6. Bil Gillespie, Liberty Baptist VA, 16.51 (54'2").

DECATHLON: 1. Phil Schot, Pacific Lutheran WA, 7542; 2. Doug Loisel, Azusa Pacific CA, 7225; 3. Doug Murray, Defiance OH, 7146; 4. Ted Campbell, Azusa Pacific CA, 7136; 5. Ernest White, 6997; 6. Shane Paynter, Azusa Pacific CA, 6827.

NOTE: Top 6 individuals in each event and top 3 in each relay were named NAIA All-Americans.

CDACH OF THE YEAR: Terry Franson, Azusa Pacific CA

OUTSTANDING MALE PERFORMER: Innocent Egbunike, Azusa Pacific CA

1ST OR. SCORES

3RD ANNUAL - 1983 WOMEN'S DIVISION

TEAM SCORING

1. Prairie View A&M TX	119	15. Southern Utah State	10	28. Pacific Lutheran WA	4
2. Hampton Institute VA	90	16. Fort Hays State KS	9	Metropolitan State CO	4
3. Adams State CO	82	17. California Lutheran	8	30. Westminster MO	2 1/2
4. Simon Fraser CAN	42	18. Central Washington	7 1/2	31. Northwest Nazarene ID	2
5. Saginaw Valley MI	34	19. Western Oregon	7	St. Mary's IN	2
Moorhead State MN	34	Manchester IN	7	Linfield OR	2
7. Wisconsin-Milwaukee	26	21. Arkansas College	6	Eastern Oregon State	2
8. Marquette WI	24	Southern Colorado	6	Bethel KS	2
9. Wisconsin-Eau Claire	23	Wisconsin-Parkside	6	36. Hillsdale MI	1
10. Azusa Pacific CA	16	East Texas State	6	Valley City ND	1
11. Western Washington	13	25. Panhandle State OK	5	Kansas Wesleyan	1
12. Midland NE	12	Taylor IN	5	Concordia NE	1
Southwest State MN	12	Wayne State NE	5	Emporia State KS	1
14. Wayland Baptist TX	11				

INDIVIDUAL RESULTS

100-METER

1. Shelia Labome, Prairie View A&M TX, 11.89
2. Cynthia Cason, Hampton Institute VA, 12.11
3. Eldece Clarke, Hampton Institute VA, 12.20
4. Gloria Gregory, Wisconsin-Milwaukee, 12.35
5. Linda Lockyer, Simon Fraser CAN, 12.36
6. Cathy Donald, Panhandle State OK, 12.49

200-METER

1. Shelia Labome, Prairie View A&M TX, 24.16
2. Eldece Clarke, Hampton Institute VA, 24.61
- Cynthia Cason, Hampton Institute VA, 24.61
4. Lori Ewing, Simon Fraser CAN, 24.91
5. Michelle Kiefer, Wisconsin-Eau Claire, 25.14
6. Kim Robertson, Wisconsin-Milwaukee, 25.28

400-METER

1. Easter Gabriel, Prairie View A&M TX, 53.91
2. Norrie McAfee, Prairie View A&M TX, 55.39
3. Julie Jenkins, Adams State CO, 55.71
4. Jeannette Palmer, Hampton Institute VA, 55.74
5. Pamela Harvey, Hampton Institute VA, 56.12
6. Delores Stewart, Westminster MO, 56.23

800-METER

1. Leah Pells, Simon Fraser CAN, 2:09.77
2. Lillie Taylor, Prairie View A&M TX, 2:09.89
3. Paula Behrendt, Moorhead State MN, 2:12.13
4. Mary Sedall, Adams State CO, 2:12.49
5. Cathy Schmidt, Saginaw Valley MI, 2:13.09
6. Brynette Smith, Prairie View A&M TX, 2:15.08

1500-METER

1. Leah Pells, Simon Fraser CAN, 4:25.42
2. Pamela Harty, Moorhead State MN, 4:27.28
3. Cathy Schmidt, Saginaw Valley MI, 4:30.75
4. Kara Hughes, Marquette WI, 4:32.54
5. Denise Falzone, Adams State CO, 4:34.76
6. Diane Help, Marquette WI, 4:37.56

3000-METER

1. Carolyn Shield, Wisconsin-Eau Claire, 9:52.09
2. Julie Willoughby, Moorhead State MN, 9:52.55
3. Debbie Spino, Wisconsin-Parkside, 9:58.67
4. Lesley Tomlinson, Simon Fraser CAN, 9:59.19
5. Anne O'Leary, Eastern Oregon, 10:01.03
6. Bridget Cooke, Western Oregon, 10:04.1

5000-METER

1. Linda Marquardt, Wisconsin-Milwaukee, 16:53.49
2. Katie Webb, Marquette WI, 17:00.19
3. Deanna Marchello, Wisconsin-Eau Claire, 17:10.46
4. Denise Falzone, Adams State CO, 17:11.57
5. Julie Willoughby, Moorhead State MN, 17:15.91

400-METER HURDLES

1. Lynn Gamble, Prairie View A&M TX, 58.99
2. Edith Renfro, Prairie View A&M TX, 1:00.09
3. Wendy Malich, Western Washington, 1:01.46
4. Geraldine Hall, Metropolitan State CO, 1:02.23
5. Brenda Jarvis, Adams State CO, 1:02.29
6. Michelle Orton, Emporia State KS, 1:03.44

MARATHON

1. Sharon Foster, Adams State CO, 2:58.62.2
2. Liz Garman, Azusa Pacific CA, 3:03.00.2
3. Penny Rosdil, Manchester IN, 3:04.02.6
4. Kathy Fynan, Marquette WI, 3:08.42.5
5. Nadine Price, Linfield OR, 3:11.17.5
6. Randi Johnson, Kansas Wesleyan, 3:13.47.2

4 X 100 METER RELAY

1. Prairie View A&M TX (Lynn Gamble, Norrie McAfee, Shelia Labome, Easter Gabriel), 45.06
2. Hampton Institute VA (Thomasina Busch, LaVon Walker, Cynthia Cason, Eldece Clarke), 46.34
3. Adams State CO (Connie Calkin, Julie Jenkins, Patty Babbkiewich, Lori Risenhoover), 47.76
4. Simon Fraser CAN, 48.17
5. Wisconsin-Eau Claire, 48.26
6. Wayne State NE, 49.01

SPRINT MEDLEY RELAY

1. Prairie View A&M TX (Lynn Gamble, Norrie McAfee, Shelia Labome, Easter Gabriel), 1:40.36
2. Adams State CO (Connie Calkin, Julie Jenkins, Patty Babbkiewich, Lori Risenhoover), 1:43.93
3. Hampton Institute VA (Eldece Clarke, LaVon Walker, Pamela Harvey, Jeannette Palmer), 1:44.06
4. Simon Fraser CAN, 1:46.72
5. Wisconsin-Eau Claire, 1:48.53
6. Wisconsin-Milwaukee, 1:48.83

4 X 400 METER RELAY

1. Prairie View A&M TX (Shelia Labome, Norrie McAfee, Lynn Gamble, Easter Gabriel), 3:42.39
2. Adams State CO (Connie Calkin, Julie Jenkins, Patty Babbkiewich, Lori Risenhoover), 3:44.77
3. Hampton Institute VA (Pamela Harvey, Denise Knowles, Thomasina Busch, Jeannette Palmer), 3:48.96
4. Simon Fraser CAN, 3:54.26
5. Bethel KS, 3:54.81
6. Wisconsin-Eau Claire, 13:56.89

4 X 800 METER RELAY

1. Moorhead State MN (Katie Class, Traci Fie, Paula Behrendt, Pam Harty), 9:00.97
2. Saginaw Valley MI (Karen Foulds, Colleen Booms, Kelly Vasold, Cathy Schmidt), 9:06.97

6. Laurie Hottinger, Marquette WI, 17:20.5

10,000 METER

1. Linda Marquardt, Wisconsin-Milwaukee, 35:17.88
2. Cindy Reinhart, Saginaw Valley MI, 35:38.27
3. Bridget Cooke, Western Oregon State, 36:15.95
4. Kathy Bowman, Saginaw Valley MI, 36:16.66
5. Annette Isom, St. Mary's IN, 36:16.6
6. Joan Jilka, Fort Hays State KS, 36:23.1

100-METER HURDLES

1. Thomasina Busch, Hampton Institute VA, 14.06
2. Loretta Jeffery, Hampton Institute VA, 14.55
3. Maria Mitchell, East Texas State, 14.63
4. Kelley Peterson, Wayne State NE, 14.81
5. Julie Fricke, Azusa Pacific CA, 15.02
6. Lori Shepard, Taylor IN, 15.14

LONG JUMP

1. Lori Risenhoover, Adams State CO, 6.18 (20-3 1/4)
2. Thomasina Busch, Hampton Institute VA, 5.72 (18-9)
3. Lynn Gamble, Prairie View A&M TX, 5.70 (18-8 1/4)
4. Brenda Jones, Arkansas College, 5.57 (18-3 1/4)
5. Easter Gabriel, Prairie View A&M TX, 5.54 (18-2)
6. Jami Shores, Wayland Baptist TX, 5.52 (18-1 1/4)

HIGH JUMP

1. Mechele Heberd, Southern Utah State, 1.73 (5-8 1/4)
2. Leanna Jackson, Adams State CO, 1.70 (5-7)
Cindy Pool, Southern Colorado, 1.70 (5-7)
Jennifer Schwartz, Western Washington, 1.70 (5-7)
5. Kelly Keene, Central Washington, 1.67 (5-5 3/4)
Marguerite Donovan, Westminster MO, 1.67 (5-5 3/4)

HEPTATHLON

1. Kari Kramme, Midland NE, 4782
2. Charlotte Nelson, Southwest State MN, 4707
3. Amanda Abshire, Adams State CO, 4629
4. Lori Shepard, Taylor IN, 4600
5. Brenda Jones, Arkansas College, 4567
Joanna Wiggin, Manchester IN, 4567

NOTE: The top 6 individuals in each event and top 3 in each relay were named NAIA All-Americans.

<u>TEAM CHAMPIONSHIP RESULTS</u>					
<u>YEAR</u>	<u>SITE</u>	<u>CHAMPION</u>	<u>POINTS</u>	<u>RUNNER-UP</u>	<u>POINTS</u>
1981	Houston, TX	Texas Southern	115 1/2	Prairie View TX	68
1982	Charleston, WV	Prairie View TX	117	Adams State CO	73
1983	Charleston, WV	Prairie View TX	119	Hampton Institute VA	90

HERBERT B. MARETT OUTSTANDING PERFORMER AWARD

- 1981 Wendy Burman, Wisconsin-Parkside
1982 Mary Jaqua, Adams State CO
1983 Leah Pells, Simon Fraser CAN

COACHES-OF-THE-YEAR

- 1981 LaVerne Sweat, Hampton Institute VA
1982 Rocky Light, Adams State CO
1983 Barbara Jacket, Prairie View TX

NATIONAL MEET RECORDS

<u>100-Meter Dash</u>		<u>Heptathlon</u>	
Casandra Graham, Prairie View TX, 1982	11.82	Kari Kramme, Midland NE, 1983	4782
<u>200-Meter Dash</u>		<u>4 x 100-Meter Relay</u>	
Angel Doyle, Southern LA, 1981	23.98	Prairie View TX (Lynn Gamble, Norrie McAfee, Sheila Labome, Easter Gabriel), 1983	45.06
<u>400-Meter Dash</u>		<u>Sprint Medley Relay</u>	
Easter Gabriel, Prairie View TX, 1982	52.53	Prairie View TX (Lynn Gamble, Loretta Edwards, Casandra Graham, Easter Gabriel), 1982	1:39.32
<u>800-Meter Run</u>		<u>4 x 400-Meter Relay</u>	
Leah Pells, Simon Fraser CAN, 1983	2:09.77	Prairie View TX (Sheila Labome, Loretta Edwards, Lynn Gamble, Easter Gabriel), 1982	3:37.82
<u>1500-Meter Run</u>		<u>4 x 800-Meter Relay</u>	
Leah Pells, Simon Fraser CAN, 1983	4:25.42	Texas Southern (Sandra Scott, Madonna Redd, Towanna Thompson, Cheritta Jackson), 1981	8:54.3
<u>3000-Meter Run</u>		<u>Long Jump</u>	
Linda Marquardt, Wisconsin-Milwaukee, 1983	16:53.49	Lori Risenhoover, Adams State CO, 1983	6.18 (20-3 1/4)
<u>10,000-Meter Run</u>		<u>High Jump</u>	
Linda Marquardt, Wisconsin-Milwaukee, 1983	35:17.88	Svbil Reddick, Texas Southern, 1981	1.70 (5-7 1/4)

18TH ANNUAL
1983 NATIONAL CHAMPIONSHIP MEET

TEAM SCORING

1. Saginaw Valley MI	79	Pittsburg State KS	14	26. Central State OK	4
2. Texas Southern	68	Virginia State	14	Doane NE	4
3. Prairie View TX	48	16. Campbell NC	11	Harding AR	4
4. Wayland Baptist TX	31	17. Arkansas Tech	10	Loras IA	4
5. Hamline MN	27	Fort Hays State KS	10	Wisconsin-Stout	4
6. Azusa Pacific CA	26	Hillsdale MI	10	31. Kearney State NE	3
7. Oklahoma Christian	23	Metropolitan State CO	10	Liberty Baptist VA	3
8. Adams State CO	22	Moorhead State MN	10	33. Central Arkansas	2
9. Ouachita Baptist AR	21	22. Wisconsin-LaCrosse	9	Concordia NE	2
10. Southwestern KS	16	23. Manchester IN	6	Henderson State AR	2
11. Hampton Institute VA	15	Nebraska Wesleyan	6	Oklahoma Baptist	2
12. Bethany KS	14	Whitman WA	6	Southern Arkansas	2
Northwood MI	14			38. Dordt IA	1

RESULTS

60-YARD

1. Innocent Egbunike, Azusa Pacific CA, 6.20
2. Anthony Daniels, Ouachita Baptist AR, 6.30
3. Renaldo Dawson, Texas Southern, 6.36
4. Tony McCoy, Harding AR, 6.40
5. Nat Johnson, Texas Southern, 6.43
6. Dennis Ketchum, Texas Southern, disq.

60-YARD HIGH HURDLES

1. Robert Johnson, Wayland Baptist TX, 7.33
2. Ed Brown, Saginaw Valley MI, 7.34
3. Robert Thomas, Prairie View TX, 7.35
4. Dennis Beantley, Texas Southern, 7.46
5. Mike Honnicke, Adams State CO, 7.49
6. Orville Peterson, Campbell NC, 7.61

440-YARD

1. Ed Brown, Saginaw Valley MI, 48.51
2. Robert Brown, Hampton Institute VA, 48.67
3. Tyrone Cross, Texas Southern, 48.70
4. Nigel Gabriel, Texas Southern, 48.81
5. Scott Anderson, Moorhead State MN, 49.94
6. Cecil Bland, Southern Arkansas, 50.19

600-YARD

1. Eric Pierce, Prairie View TX, 1:12.67
2. Rick Brown, Saginaw Valley MI, 1:12.69
3. John Wallace, Texas Southern, 1:13.56
4. Keith Baker, Ouachita Baptist AR, 1:14.67
5. Tim Mommens, Concordia NE, 1:14.82
6. Thaddeus Gamble, Prairie View TX, 1:14.82

880-YARD

1. Joel Ngetich, Wayland Baptist TX, 1:52.60
2. Earnest Bell, Prairie View TX, 1:54.63
3. Eric Pierce, Prairie View TX, 1:54.69
4. Darren Harsin, Doane NE, 1:54.89
5. Livingstone Marshall, Hampton Institute VA, 1:55.37
6. Ken Plude, Saginaw Valley MI, 1:55.81

1,000 YARD

1. Joel Ngetich, Wayland Baptist TX, 2:11.29
2. Ed LaBair, Saginaw Valley MI, 2:12.75
3. John Kiser, Adams State CO, 2:13.14
4. Edward Thornton, Texas Southern, 2:13.37
5. John Johnson, Pittsburg State KS, 2:13.46
6. Ricky Lozoya, Wayland Baptist TX, 2:13.70

MILE RUN

1. Peter Graham, Adams State CO, 4:08.81
2. Mike Lambing, Southwestern KS, 4:09.28
3. Charlie Blueback, Metropolitan State CO, 4:12.15
4. Webster Peterson, Wisconsin-Stout, 4:14.53
5. Marc Ryan, Moorhead State MN, 4:15.62
6. Dan Pavlik, Kearney State NE, 4:15.88

TWO-MILE

1. Troy Ouellette, Saginaw Valley MI, 9:02.14
2. Willie Walsh, Pittsburg State KS, 9:07.9
3. David Mitchell, Whitman WA, 9:10.57
4. John Liese, Metropolitan State CO, 9:11.34
5. David Cuadrado, Adams State CO, 9:11.59
6. Johnnie Engelhardt, Liberty Baptist VA, 9:11.62

THREE-MILE

1. Glenn Magrum, Hillsdale MI, 14:09.53
2. Steve DeLano, Southwestern KS, 14:23.19
3. Mike Lasley, Saginaw Valley MI, 14:28.42
4. Phil Kauder, Loras IA, 14:37.82
5. Tom Zarzycki, Saginaw Valley MI, 14:42.14
6. Harv VanderBurg, Dordt IA, 14:50.23

MILE RELAY

1. Texas Southern (Carey Lamb, Tyrone Cross, John Wallace, Nigel Gabriel), 3:18.87
2. Ouachita Baptist AR (Anthony Daniels, Loyd Campbell, Tyrone Hill, Keith Baker), 3:19.72
3. Saginaw Valley MI (Craig Tatum, Rick Brown, Gene Schroll, Ed Brown), 3:21.43
4. Hampton Institute VA, 3:21.47
5. Northwood MI, 3:24.00
6. Southern Arkansas, 3:26.13

TWO-MILE RELAY

1. Prairie View TX (Mel Trahan, Ernest Bell, Clifford Boyce, Eric Pierce), 7:46.74
2. Saginaw Valley MI (Ken Plude, William Hill, Rick Brown, Ed LaBair), 7:47.19
3. Wisconsin-LaCrosse (Rick Meister, Aaron Williams, Mike Wilkinson, Paul Soto), 7:48.26
4. Oklahoma Christian, 7:50.15
5. Liberty Baptist VA, 7:52.71
6. Hampton Institute VA, 7:53.75

DISTANCE MEDLEY RELAY

1. Oklahoma Christian (Joe Alexander, Mark Clift, Mark Young, Steve Guymon), 10:04.69
2. Saginaw Valley MI (Dave DuMonte, Dave Johnson, John Stadwick, Charles Balderstone), 10:11.11
3. Nebraska Wesleyan (Pat McFadden, Jeff Heng, Ron Moran, John Ross), 10:13.34
4. Pittsburg State KS, 10:15.39
5. Adams State CO, 10:16.39
6. Wisconsin-LaCrosse, 10:16.43

TRIPLE JUMP

1. David McFadgen, Virginia State, 16.39 (53-9 1/4)
2. Bradford Johnson, Texas Southern, 15.52 (50-11)
3. Edward Williams, Prairie View TX, 15.24 (50-1/4)
4. Ed Brown, Saginaw Valley MI, 15.07 (49-5 1/4)
5. Morgan Tharpe, Texas Southern, 15.07 (49-5 1/4)
6. Chris McCollum, Ouachita Baptist AR, 15.00 (49-2 1/2)

HIGH JUMP

1. Orville Peterson, Campbell NC, 2.105 (6-11)
2. Bryan Richardson, Manchester IN, 1.055 (6-9)
2. Cliff Holding, Fort Hays State KS, 2.055 (6-9)
2. Wayne Wallace, Bethany KS, 2.055, (6-9)
2. Dennis Holtz, Wisconsin-LaCrosse, 2.055 (6-9)
2. Mark Elliston, Oklahoma Baptist, 2.055 (6-9)

SHOT PUT

1. Mike Manders, Hamline MN, 18.01 (59-1)
2. Paul Kendrick, Hamline MN, 17.17 (56-4)
3. Brett Ailts, Moorhead State MN, 16.43 (53-11)
4. Dan Kenwell, Northwood MI, 16.41 (53-10)
5. Brian Slater, Central Arkansas, 16.15 (52-11 3/4)
6. Keith King, Prairie View TX, 16.07 (52-8 3/4)

POLE VAULT

1. Rory Chilton, Arkansas Tech, 4.95 (16-3)
2. Kurt Siebold, Oklahoma Christian, 4.87 (16-0)
3. Jim Vise, Bethany KS, 4.57 (15-0)
3. Brad Nachtigal, Fort Hays State KS, 4.57 (15-0)
3. Scott Foutch, Kearney State NE, 4.57 (15-0)
3. Dave Wenberg, Hamline MN, 4.57 (15-0)

LONG JUMP

1. James Palmer, Texas Southern, 7.47 (24-6 1/4)
2. Denny Hensch, Hamline MN, 7.33 (24-1 1/2)
3. Bradford Johnson, Texas Southern, 7.31 (24-0)
4. David McFadgen, Virginia State, 7.31 (23-11 3/4)
5. Dan Hunter, Henderson State AR, 7.27 (23-10 1/2)
6. Jim Southwick, Oklahoma Christian, 7.10 (23-3 3/4)

35-POUND WEIGHT THROW

1. Mike Barnett, Azusa Pacific CA, 17.02 (55-10)
2. Mark Negro, Northwood MI, 16.84 (55-3 1/4)
3. Ron Ponciano, Azusa Pacific CA, 15.92 (52-3)
4. Gilbert Hornbeck, Central State OK, 15.76 (51-8 1/2)
5. Kip Van Camp, Bethany KS, 15.26 (50-1)
6. Jeff Chambers, Oklahoma Baptist, 12.61 (41-4 1/2)

NOTE: Top 6 individuals in each event and top 3 in each relay were named NAIA All-Americans.

TEAM CHAMPIONSHIP RESULTS

YEAR	SITE	CHAMPION	POINTS	RUNNER-UP	POINTS
1966	Kansas City, MO	Southern-Baton Rouge LA	87	Fort Hays State KS	72
1967	Kansas City, MO	Southern-Baton Rouge LA	102	Texas Southern	92
1968	Kansas City, MO	Prairie View A&M TX	70	Texas Southern	67 1/2
1969	Kansas City, MO	Eastern Michigan	96 1/3	Prairie View A&M TX	52
1970	Kansas City, MO	Eastern Michigan	73	Prairie View A&M TX	31
1971	Kansas City, MO	Eastern Michigan	66 3/4	Dallas Baptist TX	32
1972	Kansas City, MO	Dallas Baptist TX	30	Prairie View A&M TX	27
1973	Kansas City, MO	Jackson State MS	43	Eastern New Mexico	37
1974	Kansas City, MO	Texas Southern	45	Jackson State MS	41
1975	Greensboro, NC	Jackson State MS	57	Eastern New Mexico	46
1976	Greensboro, NC	Jackson State MS	78	Eastern New Mexico	33 1/6
1977	Kansas City, MO	Jackson State MS	85	Oklahoma Christian/ Southern-Baton Rouge LA	38
1978	Kansas City, MO	Abilene Christian TX/ Jackson State MS	75 75	Southern-Baton Rouge LA (third place)	48
1979	Kansas City, MO	Jackson State MS	73	Abilene Christian TX	53 1/2
1980	Kansas City, MO	Vacant		Prairie View A&M TX	53 1/2
1981	Kansas City, MO	Texas Southern	80	Jackson State MS	51
1982	Kansas City, MO	Saginaw Valley MI	68	Texas Southern/ Abilene Christian TX	63 63
1983	Kansas City, MO	Saginaw Valley MI	79	Texas Southern	68

ALL-TIME TEAM CHAMPIONSHIPS

Jackson State MS	6	Southern-Baton Rouge LA	2	Dallas Baptist TX	1
Eastern Michigan	3	Texas Southern	2	Prairie View TX	1
Saginaw Valley MI	2	Abilene Christian TX	1		

ALL-TIME INDIVIDUAL CHAMPIONSHIPS

Jackson State MS	24	Eastern Washington	5	Westmont CA	3
Prairie View TX	22	Ouachita Baptist AR	4	Arkansas Tech	2
Southern-Baton Rouge LA	18	Concordia NE	3	Central Michigan	2
Texas Southern	18	Doane NE	3	Delaware State	2
Adams State CO	12	Emporia State KS	3	Delta State MS	2
Abilene Christian TX	11	Fresno Pacific CA	3	Grambling LA	2
Eastern Michigan	11	Harding AR	3	Hillsdale MI	2
Eastern New Mexico	9	Nebraska-Omaha	3	Kearney State NE	2
Fort Hays State KS	8	North Carolina Central	3	McMurry TX	2
Oklahoma Christian	8	Northwood MI	3	Marymount KS	2
Wisconsin-Parkside	7	Occidental CA	3	Pembroke State NC	2
Mississippi Valley	6	Oregon College	3	Pittsburg State KS	2
Wayland Baptist TX	6	Redlands CA	3	Saginaw Valley MI	2
Angelo State TX	5	St. Cloud State MN	3	U.S. International CA	2
Arkansas AM&N	5	Southern California C.	3	Wisconsin-Stevens Point	2
Azusa Pacific CA	5				

The following institutions each have had one championship: Alabama State; Alcorn State MS; Biola CA; Campbell NC; Carson-Newman TN; Central Arkansas; Central State OK; Dallas Baptist TX; David Lipscomb TN; Dordt IA; Fisk TN; Frostburg State MD; Hamline MN; Hampton Institute VA; Langston OK; Loras IA; Malone OH; Moorhead State MN; Norfolk State VA; North Carolina A&T; Northwestern Louisiana; Ottawa KS; Pasadena CA; Simon Fraser CAN; Southeastern Louisiana; Southern-New Orleans LA; Southwestern Louisiana; Southwestern Oklahoma; Sul Ross State TX; Tarleton State TX; Virginia State; Whitworth WA; Wisconsin-LaCrosse; Yankton SD.

INDIVIDUAL CHAMPIONSHIPS-ONE YEAR

FIVE TITLES

Eastern Michigan	1969
Jackson State MS	1978
Southern-Baton Rouge LA	1966

FOUR TITLES

Jackson State MS	1980
Prairie View TX	1980

REPEAT CHAMPIONS

Three-Time

Hobert Butler, Jackson State MS (pole vault, 1975-76-77)
 Ricky Davenport, Southern-Baton Rouge LA (60-yard high hurdles, 1976-77-78)
 John Esquibel, Adams State CO (mile run, 1979-80-81)
 Ray Geter, Prairie View A&M TX (600-yard run, 1972-73-74)
 Frank Gross, Adams State CO (shot put, 1976-77-78)
 Jim Heiring, Wisconsin-Parkside (two mile walk, 1975-76-77)
 John Mason, Fort Hays State KS (mile run, 1966-67-68)
 Van Nelson, St. Cloud State MN (two-mile run, 1966-67-68)
 Joel Ngetich, Wayland Baptist TX (880-yard run, 1981-82-83)
 Billy Olson, Abilene Christian TX (pole vault, 1978-79-80)
 Andy Steben, Occidental CA (pole vault, 1967-68-69)
 Evans White, Prairie View A&M TX (880-yard run, 1978-79-80)

OUTSTANDING PERFORMERS

1966	George Anderson, Texas Southern
1967	Jim Hines, Texas Southern
1968	Van Nelson, St. Cloud State MN
1969	Eric Nesbitt, Eastern Michigan
1970	Al Feuerbach, Emporia State KS
1971	Rex Maddaford, Eastern New Mexico
1972	Ricky Parris, McMurry TX
1973	Mike Boit, Eastern New Mexico
1974	Tommy Fulton, Texas Southern
1975	Mike Boit, Eastern New Mexico
1976	Mike Boit, Eastern New Mexico
1977	Gerald Masterson, Ouachita Baptist AR
1978	Kenneth Brimmer, Jackson State MS (Field)
	John Kebiro, Abilene Christian TX (Track)
1979	Billy Olson, Abilene Christian TX (Field)
	Evans White, Prairie View A&M TX (Track)
1980	Billy Olson, Abilene Christian TX (Field)
	Evans White, Prairie View A&M TX (Track)
1981	Kevin Jones, Northwood Institute MI
1982	Billy Olson, Abilene Christian TX
1983	Joel Ngetich, Wayland Baptist TX

COACHES OF THE YEAR

1966	Richard Hill, Southern-Baton Rouge LA
1967	Richard Hill, Southern-Baton Rouge LA
1968	Hoover Wright, Prairie View A&M TX
1969	Robert Parks, Eastern Michigan
1970	Robert Parks, Eastern Michigan
1971	Robert Parks, Eastern Michigan
1972	Cleburne Price, Dallas Baptist TX
1973	Martin Epps, Jackson State MS
1974	Dave Bethany, Texas Southern
1975	Martin Epps, Jackson State MS
1976	Martin Epps, Jackson State MS
1977	Martin Epps, Jackson State MS
1978	Martin Epps, Jackson State MS
	Don Hood, Abilene Christian TX
1979	Martin Epps, Jackson State MS
1980	Vacant
1981	Dave Bethany, Texas Southern
1982	Doug Hansen, Saginaw Valley MI
1983	Doug Hansen, Saginaw Valley MI

NATIONAL MEET RECORDS

* Electronic
+ Hand

60-YARD

* Earl Thomas, Jackson State MS, 1976	6.17
+ Earl Thomas, Jackson State MS, 1975 (p); Jean Louis Ravelomanantsoa, Westmont CA, 1971 (p); Jim Hines, Texas Southern, 1967	5.9

60-YARD HIGH HURDLES

* Steve Parker, Abilene Christian TX, 1982	7.19
+ Charles Foster, North Carolina Central, 1975; Rodney Milburn, Southern-Baton Rouge LA, 1972 (p)	6.9

440-YARD

* Kevin Jones, Northwood Institute MI, 1981	47.65
---	-------

600-YARD

Eugene Sanders, Mississippi Valley State, 1981	1:09.63
---	---------

880-YARD

* Evans White, Prairie View A&M TX, 1979	1:51.24
--	---------

1,000 YARD

* Richard Newman, Texas Southern, 1977	2:09.93	91
--	---------	----

THREE-MILE RUN

* Jerrold Wynia, Dordt IA, 1982	13:57.88
---------------------------------	----------

TWO-MILE WALK

* Ray Sharp, Wisconsin-Parkside, 1981	12:56.89
---------------------------------------	----------

MILE RELAY

* Prairie View TX (Alvin Scott-Clifton Terrell-Evans White-Joe Johnson), 1980	3:17.09
+ Southern-Baton Rouge LA (Robert Johnson- Webster Johnson-Everett Mason-Theron Lewis), 1966	3:15.0

TWO-MILE RELAY

* Prairie View TX (Ray Roberts-Jody Cleveland- Terrence Ross-Evans White), 1980	7:42.02
--	---------

DISTANCE MEDLEY RELAY

* Oklahoma Christian (Bobby Smith-Gary Tatum- Ron Stageland-Steve Wolfe), 1977	10:01.00
---	----------

LONG JUMP

Joshua Owusu, Angelo State TX, 1972	7.81 (25-7 1/2)
-------------------------------------	-----------------

MILE RUN

* Kregg Einspahr, Concordia NE, 1982 4:06.34
 + John Mason, Fort Hays State KS, 1968 4:06.0

TWO-MILE RUN

* Kregg Einspahr, Concordia NE, 1981 8:50.88
 + Rex Maddaford, Eastern New Mexico, 1971 8:47.7

POLE VAULT

Billy Olson, Abilene Christian TX, 1982 5.74 (18-10)

TRIPLE JUMP

David McFadgen, Virginia State, 1983 16.39 (53-9 1/4)

HIGH JUMP

Mark Norman, Northwood Intitute MI, 1982 2.20 (7-2 3/4)

SHOT PUT

Al Feuerbach, Emporia State KS, 1970 19.12 (62-8 3/4)

35 LB. WEIGHT THROW

Doug Barnett, Azusa Pacific CA, 1982 19.88 (65-2 3/4)

ALL-TIME INDIVIDUAL CHAMPIONS60-YARD DASH

1966 George Anderson, Southern LA, 6.0
 1967 James Hines, Texas Southern, 5.9
 1968 Clyde Duncan, Texas Southern, 6.1
 1969 Bobby Brown, Arkansas AM&N, 6.1
 1970 Jack Phillips, Grambling LA, 6.2
 1971 Jean Louis Ravelomanantsoa, Westmont CA, 6.0
 1972 Jean Louis Ravelomanantsoa, Westmont CA, 6.0
 1973 Willie McGee, Alcorn State MS, 6.0
 1974 Larry Black, North Carolina Central, 6.1

1975 Earl Thomas, Jackson State MS, 6.0
 1976 Earl Thomas, Jackson State MS, 6.17
 1977 Joe Franklin, Southern-New Orleans LA, 6.32
 1978 Nate Johnson, Hillsdale MI, 6.23
 1979 Isadore Johnson, Jackson State MS, 6.26
 1980 Alvin Matthias, Adams State CO, 6.1
 1981 Larry White, Mississippi Valley, 6.22
 1982 Freddie Johnson, Hampton Institute VA, 6.18
 1983 Innocent Egbunike, Azusa Pacific CA, 6.20

60-YARD HIGH HURDLES

1966 Willie Davenport, Southern LA, 7.1
 1967 Willie Davenport, Southern LA, 7.0
 1968 Roy Hicks, Texas Southern, 7.3
 1969 William Tipton, Eastern Michigan, 7.4
 1970 Rodney Milburn, Southern LA, 7.1
 1971 Fuller Cherry, Arkansas AM&N, 7.4
 1972 Rodney Milburn, Southern LA, 7.0
 1973 Rodney Milburn, Southern LA, 7.0
 1974 Charles Foster, North Carolina Central, 7.3

1975 Charles Foster, North Carolina Central, 6.9
 1976 Ricky Davenport, Southern LA, 7.34
 1977 Ricky Davenport, Southern LA, 7.33
 1978 Ricky Davenport, Southern LA, 7.26
 1979 Edgar Fordham, Southern LA, 7.26
 1980 Steve Parker, Abilene Christian TX, 7.2
 1981 Dwayne Allen, Harding AR, 7.46
 1982 Steve Parker, Abilene Christian TX, 7.19
 1983 Robert Johnson, Wayland Baptist TX, 7.33

440-YARD DASH

1966 Theron Lewis, Southern LA, 48.9
 1967 Oliver Ford, Southern LA, 49.2
 1968 Henry Smothers, Arkansas AM&N, 49.3
 1969 Fred Newhouse, Prairie View TX, 49.5
 1970 Fred Newhouse, Prairie View TX, 48.6
 1971 Alvin Dotson, Prairie View TX, 49.7
 1972 Larry Stinson, Southwestern Oklahoma, 49.7
 1973 Larry Ellis, Jackson State MS, 50.2
 1974 Steve Nichols, Adams State CO, 49.5

1975 Lawrence Davis, Norfolk State VA, 49.50
 1976 Jim Bloomingburg, David Lipscomb TN, 49.75
 1977 David Law, Langston OK, 48.94
 1978 Dennis Ducksworth, Jackson State MS, 49.19
 1979 Theodore Davis, Prairie View TX, 49.5
 1980 Vacated
 1981 Kevin Jones, Northwood Institute MI, 47.35
 1982 Kevin Jones, Northwood Institute MI, 48.27
 1983 Ed Brown, Saginaw Valley MI, 48.51

600-YARD RUN

1966 Henry Brown, Southern LA, 1:14.1
 1967 Larry Dillon, Texas Southern(746 yds), 1:37.5
 1968 Thurman Boguess, Prairie View TX, 1:13.4
 1969 Pat Bynoe, Eastern Michigan, 1:13.0
 1970 Paul Blalock, Yankton SD, 1:13.0
 1971 Larry Zaragoza, Adams State CO, 1:12.2
 1972 Ray Geter, Prairie View TX, 1:12.2
 1973 Ray Geter, Prairie View TX, 1:12.4
 1974 Ray Geter, Prairie View TX, 1:12.2

1975 Aubrey Wilson, Fisk TN, 1:12.52
 1976 Robert Bryant, Delaware State, 1:11.90
 1977 Gerald Masterson, Ouachita Baptist AR, 1:09.97
 1978 Rickey Myles, Jackson State MS, 1:12.01
 1979 Robert Bryant, Delaware State, 1:12.68
 1980 Joe Johnson, Prairie View TX, 1:12.23
 1981 Eugene Sanders, Mississippi Valley, 1:09.63
 1982 Eugene Sanders, Mississippi Valley, 1:11.66
 1983 Eric Pierce, Saginaw Valley MI, 1:12.67

880-YARD RUN

1966 Jack Harms, Fort Hays State KS, 1:55.9
 1967 Jim Nesbit, Central Michigan, 1:55.4
 1968 Felix Johnson, Prairie View TX, 1:56.8
 1969 Felix Johnson, Prairie View TX, 1:55.1
 1970 Cornelius Shoaf, Grambling LA, 1:56.1
 1971 Thomas Bryan, Loras IA, 1:55.8
 1972 Bruce Vogel, Oregon College, 1:55.4
 1973 Mike Boit, Eastern New Mexico, 1:57.4
 1974 Tommy Fulton, Texas Southern, 1:57.0

1975 Mike Boit, Eastern New Mexico, 1:55.40
 1976 Gerald Masterson, Ouachita Baptist AR, 1:56.09
 1977 Gerald Masterson, Ouachita Baptist AR, 1:52.22
 1978 Evans White, Prairie View TX, 1:54.16
 1979 Evans White, Prairie View TX, 1:51.69
 1980 Evans White, Prairie View TX, 1:51.34
 1981 Joel Ngetich, Wayland Baptist TX, 1:53.04
 1982 Joel Ngetich, Wayland Baptist TX, 1:52.03
 1983 Joel Ngetich, Wayland Baptist TX, 1:52.60

1,000-YARD RUN

1966 Bruce Carter, Texas Southern, 2:14.6
 1967 Terry Morman, Eastern Michigan, 2:13.0
 1968 Eric Nesbitt, Eastern Michigan, 2:12.2
 1969 Eric Nesbitt, Eastern Michigan, 2:12.5
 1970 Kenth Andersson, U.S. International CA, 2:12.2
 1971 Steve Boehmer, Fort Hays State KS, 2:14.1
 1972 Don Hampton, Simon Fraser CAN, 2:15.1
 1973 Jon Nelson, Fort Hays State KS, 2:12.9
 1974 Dennis Biel, Wisconsin-Parkside, 2:11.5

1975 Jeff Cushing, Pembroke State NC, 2:18.40
 1976 Richard Newman, Texas Southern, 2:11.22
 1977 Richard Newman, Texas Southern, 2:09.93
 1978 Gerald Masterson, Ouachita Baptist AR, 2:14.44
 1979 Michael Watson, Jackson State MS, 2:13.33
 1980 Michael Watson, Jackson State MS, 2:11.17
 1981 Clifton Perry, Texas Southern, 2:13.53
 1982 Joel Ngetich, Wayland Baptist TX, 2:11.02
 1983 Joel Ngetich, Wayland Baptist TX, 2:11.29

1966 John Mason, Fort Hays State KS, 4:20.5
 1967 John Mason, Fort Hays State KS, 4:14.0
 1968 John Mason, Fort Hays State KS, 4:06.0
 1969 Jim Crawford, Harding AR, 4:10.7
 1970 Dennis Savage, Westmont CA, 4:11.5
 1971 Bob Maplestone, Eastern Washington, 4:10.5
 1972 Bob Maplestone, Eastern Washington, 4:13.9
 1973 Mike Boit, Eastern New Mexico, 4:12.3
 1974 Tommy Fulton, Texas Southern, 4:11.3

1966 Van Nelson, St. Cloud State MN, 9:06.7
 1967 Van Nelson, St. Cloud State MN, 9:04.0
 1968 Van Nelson, St. Cloud State MN, 8:53.1
 1969 David Ellis, Eastern Michigan, 8:54.9
 1970 David Ellis, Eastern Michigan, 9:00.5
 1971 Rex Maddaford, Eastern New Mexico, 8:47.7
 1972 Rex Maddaford, Eastern New Mexico, 8:49.0
 1973 Jeff Mathews, U.S. International CA, 8:57.6
 1974 Tony Brien, Marymount KS, 8:58.8

1979 Fred Torneden, Fort Hays State KS, 14:08.42
 1980 Tim Terrill, Adams State CO, 14:03.33
 1981 Joel Marchand, Malone OH, 13:59.86

1972 Steve Tyrer, Oregon College, 14:50.3
 1973 Steve Tyrer, Oregon College, 15:04.1
 1974 Ed Bouldin, Southern California College, 14:37.8
 1975 Jim Heiring, Wisconsin-Parkside, 14:14.6
 1976 Jim Heiring, Wisconsin-Parkside, 14:07.30
 1977 Jim Heiring, Wisconsin-Parkside, 13:39.8

1966 Southern LA(Robert Johnson,Webster Johnson, Everett Mason,Theron Lewis), 3:15.0
 1967 Arkansas AM&N(Henry Smothers,Harold Francis, Walter Smith,Elbert Stinson), 3:17.3
 1968 Prairie View TX(Fred Newhouse,Henry Henderson, Alvin Dotson,Finnis Taylor), 3:19.2
 1969 Arkansas AM&N(Henry Smothers,Earl Goldman, McArthur McLaughlin,Harold Francis), 3:17.1
 1970 Prairie View TX(Jesse Ball,Henry Henderson, Alvin Dotson,Fred Newhouse), 3:19.9
 1971 Prairie View TX(Roland Martin,Morlin Wade, Alvin Dotson,Henry Henderson), 3:21.1
 1972 Nebraska-Omaha(George Davis,Gary Bragdon, Willie Bob Johnson,Craig Forney), 3:21.7
 1973 Jackson State MS(Robert Hulbert,Barney King, Larry Ellis,Joe Washington), 3:21.2
 1974 Mississippi Valley(Douglas Davis,Arthur Davis, Thomas Mallard,Warren Brown), 3:20.2

1966 Pittsburg State KS(Thom Wilkins,Johnny Fite, Greg Wilson,Don Hemme), 8:08.0
 1967 Eastern Michigan(Ray Pihalja,Randy Hillman, John Daniel,Terry Norman), 7:55.0
 1968 Eastern Michigan(Glenn Dusek,John Carroll, Randy Hillman,Eric Nesbitt), 7:56.8
 1969 Eastern Michigan(Glenn Dusek,Wayne Seiler, Roger Tremblay,Eric Nesbitt), 7:56.8
 1970 Kearney State NE(Tim Enck,Nate Butler, Wayne Phillips,Rich Molczyk), 7:53.8
 1971 Eastern Michigan(Marvin Lynch,Fred LaPlante, Floyd Wells,Wayne Seiler), 7:50.4
 1972 Nebraska-Omaha(Tom McCormick,Bill Woods, Dave Michaels,Mike McCormick), 7:50.0
 1973 Nebraska-Omaha(Greg Rosenbaum,Mark Wayne, Dave Michaels,Tom McCormick), 7:50.9
 1974 Prairie View TX(Cornell Evans,Tommy Pippins, Cleophus Sharpe,Ray Geter), 7:45.2

MILE RUN

1975 Mike Boit, Eastern New Mexico, 4:16.99
 1976 Mike Boit, Eastern New Mexico, 4:11.39
 1977 Jim Hanson, Wisconsin-LaCrosse, 4:12.03
 1978 John Kebiro, Abilene Christian TX, 4:11.44
 1979 John Esquibel, Adams State CO, 4:14.46
 1980 John Esquibel, Adams State CO, 4:08.15
 1981 John Esquibel, Adams State CO, 4:08.15
 1982 Gregg Einspahr, Concordia NE, 4:06.34
 1983 Peter Graham, Adams State CO, 4:08.81

TWO-MILE RUN

1975 Tony Brien, Marymount KS, 8:55.50
 1976 Desmond O'Connor, Angelo State TX, 9:10.74
 1977 John Kebiro, Eastern New Mexico, 8:51.98
 1978 John Kebiro, Abilene Christian TX, 9:01.49
 1979 Ron Graham, Moorhead State MN, 9:17.13
 1980 Gregg Einspahr, Concordia NE, 9:01.64
 1981 Gregg Einspahr, Concordia NE, 8:50.88
 1982 Pat Porter, Adams State CO, 8:51.13
 1983 Troy Ouellette, Saginaw Valley MI, 9:02.14

THREE-MILE RUN

1982 Jerrold Wynia, Dordt IA, 13:57.88
 1983 Glenn Magrum, Hillsdale MI, 14:09.53

TWO-MILE WALK

1978 Carl Schueler, Frostburg State MD, 13:53.62
 1979 John Van Den Brandt, Wisconsin-Parkside, 13:10.43
 (one lap short)
 1980 Jeff Ellis, Wisconsin-Stevens Point, 13:53.35
 1981 Ray Sharp, Wisconsin-Parkside, 12:56.89
 1982 Tom Edwards, Wisconsin-Parkside, 13:32.71

MILE RELAY

1975 Mississippi Valley(Thomas Mallard,Arthur Davis, George Johnson,Douglas Davis), 3:23.70
 1976 Texas Southern(Lendor Scott,Richard Newman, Ernest Pough,Charles Whigham), 3:20.81
 1977 Southern LA(Jesse Johnson,Fred Hall, Nathaniel Epps,Kenneth August), 3:16.24
 1978 Southern LA(Nathaniel Epps,Ken August, Fred Hall,Jesse Johnson), 3:18.92
 1979 Southern LA(Ken August,Anthony Cummings, Jesse Johnson,Gregory Issac), 3:19.45
 1980 Prairie View TX(Alvin Scott,Clifton Terrell, Evans White,Joe Johnson), 3:17.09
 1981 Texas Southern(Clifton Perry,Kenneth Williams, John Wallace,Tyrone Cross), 3:17.21
 1982 Mississippi Valley(Larry White, Nat Sloan, Randolph Dixon,Eugene Sanders), 3:17.22
 1983 Texas Southern(Carey Lamb,Tyrone Cross, John Wallace,Nigel Gabriel), 3:18.87

TWO-MILE RELAY

1975 Jackson State MS(George Handy,Aubrey Steward, Leroy Bell,Keith Lee), 7:53.7
 1976 Oklahoma Christian(Bobby Smith,Steve Wolfe, Ron Stageland,Wayne Long), 7:49.77
 1977 Jackson State MS(George Handy,Dan Watson, Joe Whitley, Keith Lee), 7:42.39
 1978 Jackson State MS(Dan Watson,Michael Watson, David Melton,Joe Whitley), 7:44.14
 1979 Oklahoma Christian(Gary Tatum,Tom Snider, Tom Story,Bobby Smith), 7:48.11
 1980 Prairie View TX(Ray Roberts,Jody Cleveland, Terrence Ross,Evans White), 7:42.02
 1981 Jackson State MS(Robert Wilson,Anthony Appoy, Napoleon Hooks,Michael Watson), 8:05.3
 1982 Doane NE(Brian Commins,Shane Peterson, John Cox,Dan Riley), 7:48.58
 1983 Prairie View TX(Mel Teahan,Ernest Bell, Clifford Boyce,Eric Pierce), 7:46.74

DISTANCE MEDLEY RELAY

1977 Oklahoma Christian(Bobby Smith,Gary Tatum,
Ron Stageland,Steve Wolfe), 10:01.00
1978 Oklahoma Christian(Milt Gilliam,Gary Tatum,
Ron Love,Dave Cooper), 10:12.52
1979 Oklahoma Christian(Gary Tatum,Tom Snider,
Bobby Smith,Tom Story), 10:09.44
1980 Jackson State MS(Ronnie Jackson,Alvin Jackson,
Anthony Appoy,Michael Watson), 10:12.48

1981 Oklahoma Christian(Greg Norman,Blake Smith,
Tony Yates,Jerry Bellmyer), 10:11.23
1982 Central State OK(Kenny King,Robert Diggs,
Rick Baker,Charlie Cedeno), 10:12.73
1983 Oklahoma Christian(Joe Alexander,Mark Clift,
Mark Young,Steve Guymon),10:04.69

POLE VAULT

1966 Joe Neihardt, Central Michigan, 15-2
1967 Andy Steben, Occidental CA, 15-6
1968 Andy Steben, Occidental CA, 15-6
1969 Andy Steben, Occidental CA, 15-6
1970 Curt Hisaw, Eastern Washington, 15-6 1/2
1971 Rickey Parris, McMurry TX, 15-7
1972 Rickey Parris, McMurry TX, 16-8 1/4
1973 Steve Hardison, Fresno Pacific CA, 15-9
1974 Steve Hardison, Fresno Pacific CA, 15-4
1975 Hubert Butler, Jackson State MS, 15-8 1/2

1976 Hubert Butler, Jackson State MS, 16-0
1977 Hubert Butler, Jackson State MS, 17-1
1978 Frank Estes, Abilene Christian TX, 16-6
Billy Olson, Abilene Christian TX, 16-6
1979 Billy Olson, Abilene Christian TX, 17-6 1/2
1980 Billy Olson, Abilene Christian TX, 17-6 1/2
1981 Brad Pursley, Abilene Christian TX, 17-0 1/2
1982 Billy Olson, Abilene Christian TX, 5.74(18-10)
1983 Rory Chilton, Arkansas Tech, 4.95(16-3)

35 LB. WEIGHT THROW

1981 Doug Barnett, Azusa Pacific CA, 59-1 1/4
1982 Doug Barnett, Azusa Pacific CA, 19.88(65-2 3/4)

1983 Mike Barnett, Azusa Pacific CA, 17.02(55-10)

TRIPLE JUMP

1977 Moise Pomaney, Tarleton State TX, 52-3
1978 Kenneth Brimmer, Jackson State MS, 52-10 1/4
1979 Bill McClellon, Abilene Christian TX, 51-1 3/4
1980 Larry Perkins, Jackson State MS, 49-7 3/4

1981 Cary Tyler, Biola CA, 52-2 3/4
1982 Britt Courville, Texas Southern, 15.90(52-2)
1983 David McFadgen, Virginia State, 16.39(53-9 1/4)

LONG JUMP

1966 Richard Boeringer, Emporia State KS, 23-2
1967 Harvey Nairn, Southern LA, 24-7 3/4
1968 Jerry Proctor, Redlands CA, 25-2
1969 David Johnson, Central Arkansas, 23-10 3/4
1970 Jerry Proctor, Redlands CA, 25-4 3/4
1971 Jerry Proctor, Redlands CA, 25-4 3/4
1972 Joshua Owusu, Angelo State TX, 25-7 1/2
1973 Joshua Owusu, Angelo State TX, 24-8 1/2
1974 J.O. Amoah, Eastern New Mexico, 24-5 3/4

1975 Donald Dykes, Southwestern Louisiana, 24-7
1976 Mike Brown, Northwestern Louisiana, 24-8 1/2
1977 Larry Cooke, Carson-Newman TN, 24-11
1978 Dennis Trott, Jackson State MS, 25-1
1979 Dennis Trott, Jackson State MS, 24-9 1/4
1980 Ricky Smith, Alabama State, 23-11
1981 Britt Courville, Texas Southern, 24-4 3/4
1982 James Palmer, Texas Southern, 7.31(23-11 3/4)
1983 James Palmer, Texas Southern, 7.47(24-6 1/4)

HIGH JUMP

1966 Tom Bateman, Harding AR, 6-7
1967 John Hartfield, Texas Southern, 7-1
1968 Lloyd Higgins, Pasadena CA, 6-10
1969 Phil Kastens, Whitworth WA, 6-6
1970 Jackie Causey, Southwestern Louisiana, 6-8
1971 Jim Sobieszyk, Kearney State NE, 6-8
1972 Walden Curry, Delta State MS, 7-0
1973 Walden Curry, Delta State MS, 6-10
1974 David Phillips, Pembroke State NC, 6-11

1975 British Tharpe, Dallas Baptist TX, 6-10
1976 Clark Godwin, Jackson State MS, 6-10
1977 Dwight Stoppel, Fort Hays State KS, 6-9
1978 Bob Bayless, Oklahoma Christian, 6-10
1979 Vic White, Eastern Washington, 7-1 1/2
1980 Vic White, Eastern Washington, 7-2
1981 Albert Peacock, Ottawa KS, 7-0
1982 Mark Norman, Northwood Institute MI, 2.20(7-2 3/4)
1983 Orville Peterson, Campbell NC, 2.105(6-11)

SHOT PUT

1966 Elvin Bethea, North Carolina A&T, 56-7
1967 Fred Davis, Doane NE, 54-10 1/4
1968 Fred Davis, Doane NE, 54-6 3/4
1969 Al Feuerbach, Emporia State KS, 57-5 1/2
1970 Al Feuerbach, Emporia State KS, 62-8 3/4
~~1971 Erich Hardaway, Sul-Ross State TX, 57-3~~
1972 Dennis Anderson, Fresno Pacific CA, 56-7
1973 Wally Autem, Pittsburg State KS, 56-7 1/2
1974 Don Turri, Southern California College, 58-3 1/2

1975 Don Turri, Southern California College, 58-3 1/2
1976 Frank Gross, Adams State CO, 58-6
1977 Frank Gross, Adams State CO, 61-3 3/4
1978 Frank Gross, Adams State CO, 60-7
1979 Paul White, Arkansas Tech, 61-1 1/2
~~1980 Harold Ledet, Angelo State TX, 59-8 1/2~~
1981 Harold Ledet, Angelo State TX, 60-11 3/4
1982 Doug Barnett, Azusa Pacific CA, 17.54(57-6 3/4)
1983 Mike Manders, Hamline MN, 18.01(59-1)

Texas Southern, Saginaw Valley

Repeat Indoor Championships

For the second straight year Saginaw Valley MI and Texas Southern came away with team titles in the NAIA National Indoor Track and Field championships held in Kansas City's Municipal Auditorium.

Led by Ed Brown, Saginaw Valley won the 18th annual men's division team title by piling up 79 points while Texas Southern's 111 points was more than enough for top honors in the 3rd annual women's division meet.


Brown won the 440-yard dash, was second in the 60-yard high hurdles, took fourth in the triple jump and anchored Saginaw's mile relay to a third place finish. However, outstanding performer honors went to Joel Ngetich of Wayland Baptist TX who won the 880 and 1,000 yard runs for the second year in a row.

Kathrene Wallace of Texas Southern won two events — 60 yard dash and long jump — in

placing the Lady Tigers to their second title. Named as the meet's outstanding performer was Saginaw Valley's Cathy Schmidt, who established NAIA meet records in the 880 and 1,000 yard runs and was a double winner and MVP also for the second year in a row.

In the men's division only one record was set — David McFadgen of Virginia State bested the former record in the triple jump by nearly a foot — while in the women's division nine records fell in the 14 events.

Karen Waddell of Prairie View A&M TX became the first three-time winner in the women's division with another record-setting throw in the shot put. Her toss of 49-4 upped that event record for the third time in three years.

The meet was televised nationally by the USA Cable Network. 



Joel Ngetich (left) of Wayland Baptist TX and Cathy Schmidt (right) of Saginaw Valley MI . . . outstanding performers in NAIA Indoor Track & Field Championships.

MEN'S INDOOR TRACK & FIELD RESULTS

Team Scoring

1. Saginaw Valley MI	79
2. Texas Southern	68
3. Prairie View TX	48
4. Wayland Baptist TX	31
5. Hamline MN	27
6. Azusa Pacific CA	26
7. Oklahoma Christian	23
8. Adams State CO	22
9. Ouachita Baptist AR	21
10. Southwestern KS	16
11. Hampton Institute VA	15
12. Bethany KS	14
Northwood MI	14
Pittsburg State KS	14
Virginia State	14
16. Campbell NC	11
17. Fort Hays State KS	10
Moorhead State MN	10
Metropolitan State CO	10
Hillsdale MI	10
Arkansas Tech	10
22. Wisconsin-LaCrosse	9
23. Manchester IN	6
Whitman WA	6
Nebraska Wesleyan	6
26. Central State OK	4
Doane NE	4
Harding AR	4
Loras IA	4
Wisconsin-Stout	4
31. Kearney State NE	3
Liberty Baptist VA	3
33. Concordia NE	2
Oklahoma Baptist	2
Central AR	2
Southern AR	2
Henderson State AR	2
38. Dordt IA	1

WOMEN'S INDOOR TRACK & FIELD RESULTS

Team Scoring

1. Texas Southern	111
2. Prairie View TX	83
3. Adams State CO	51 3/4
4. Saginaw Valley MI	44
5. Hampton Institute VA	28
6. Marquette WI	25
7. Wisconsin-LaCrosse	24
8. Moorhead State MN	21 3/4
9. Midland Lutheran NE	14
10. Nebraska Wesleyan	8
11. Fort Hays State KS	6 3/4
12. Wisconsin-Milwaukee	6
13. Wisconsin-Eau Claire	5
14. Wisconsin-Parkside	2
Emporia State KS	2
16. Kearney State NE	1
17. Wayne State NE	3/4

Men's Indoor Track & Field Results

60-YARD DASH: 1. Innocent Egbunike, Azusa Pacific CA, 6.20; 2. Anthony Daniels, Ouachita Baptist AR, 6.30; 3. Renaldo Dawson, Texas Southern, 6.36; 4. Tony McCoy, Harding AR, 6.40; 5. Nat Johnson, Texas Southern, 6.43; 6. Dennis Ketchum, Texas Southern, Disqualified.

60-YARD HIGH HURDLES: 1. Robert Johnson, Wayland Baptist TX, 7.33; 2. Ed Brown, Saginaw Valley MI, 7.34; 3. Robert Thomas, Prairie View TX, 7.35; 4. Dennis Brantley, Texas Southern, 7.46; 5. Mike Honnicke, Adams State CO, 7.49; 6. Orville Peterson, Campbell NC, 7.61.

440-YARD DASH: 1. Ed Brown, Saginaw Valley MI, 48.51; 2. Robert Brown, Hampton Institute VA, 48.67; 3. Tyrone Cross, Texas Southern, 48.70; 4. Nigel Gabriel, Texas Southern, 48.81; 5. Scott Anderson, Moorhead State MN, 49.94; 6. Cecil Bland, Southern Arkansas, 50.19.

600-YARD RUN: 1. Eric Pierce, Prairie View TX, 1:12.67; 2. Rick Brown, Saginaw Valley MI, 1:12.69; 3. John Wallace, Texas Southern, 1:13.56; 4. Keith Baker, Ouachita Baptist AR, 1:14.67; 5. Tim Mommens, Concordia NE, 1:14.82; 6. Thaddeus Gamble, Prairie View TX, 1:14.82.

880-YARD RUN: 1. Joel Ngetich, Wayland Baptist TX, 1:52.60; 2. Earnest Bell, Prairie View TX, 1:54.63; 3. Eric Pierce, Prairie View TX, 1:54.69; 4. Darren Harsin, Doane NE, 1:54.89; 5. Livingstone Marshall, Hampton Institute VA, 1:55.37; 6. Ken Plude, Saginaw Valley MI, 1:55.81.

1000-YARD RUN: 1. Joel Ngetich, Wayland Baptist TX, 2:11.29; 2. Ed LaBair, Saginaw Valley MI, 2:12.75; 3. John Kiser, Adams State CO, 2:13.14; 4. Edward Thorton, Texas Southern, 2:13.37; 5. John Johnson, Pittsburg State KS, 2:13.46; 6. Ricky Lozoya, Wayland Baptist TX, 2:13.70.

MILE RUN: 1. Peter Graham, Adams State CO, 4:08.81; 2. Mike Lambing, Southwestern KS, 4:09.28; 3. Charles Bluback, Metropolitan State CO, 4:12.15; 4. Webster Peterson, Wisconsin-Stout, 4:14.53; 5. Marc Ryan, Moorhead State MN, 4:15.62; 6. Dan Pavlik, Kearney State NE, 4:15.88.

TWO-MILE RUN: 1. Troy Ouellette, Saginaw Valley MI, 9:02.14; 2. Willie Walsh, Pittsburg State KS, 9:07.9; 3. David Mitchell, Whitman WA, 9:10.57; 4. John Liese, Metropolitan State CO, 9:11.34; 5. David Cuadrado, Adams State CO, 9:11.59; 6. Johnny Engelhardt, Liberty Baptist VA, 9:11.62.

THREE-MILE RUN: 1. Glenn Magrum, Hillsdale MI, 14:09.53; 2. Steve DeLano, Southwestern KS, 14:23.19; 3. Mike Lasley, Saginaw Valley MI, 14:28.42; 4. Phill Kauder, Loras IA, 14:37.82; 5. Tom Zarzycki, Saginaw Valley MI, 14:42.14; 6. Harv VanderBurg, Dordt IA, 14:50.23.

MILE RELAY: 1. Texas Southern (Carey Lamb, Tyrone Cross, John Wallace, Nigel Gabriel) 3:18.87; 2. Ouachita Baptist AR (Anthony Daniels, Loyd Campbell, Tyrone Hill, Keith Baker) 3:19.72; 3. Saginaw Valley MI (Craig Tatum, Rick Brown, Gene Schroll, Ed Brown) 3:21.43; 4. Hampton Institute VA, 3:21.47; 5. Northwood MI, 3:24.00; 6. Southern Arkansas, 3:26.13.

TWO-MILE RELAY: 1. Prairie View TX (Mel Trahan, Ernest Bell, Clifford Boyce, Eric Pierce) 7:46.74; 2. Saginaw Valley MI (Ken Plude, William Hill, Rich Brown, Ed LaBair) 7:47.19; 3. Wisconsin-LaCrosse (Rick Meister, Aaron Williams, Mike Wilkinson, Paul Soto) 7:48.26; 4. Oklahoma Christian, 7:50.15; 5. Liberty Baptist VA, 7:52.71; 6. Hampton Institute VA, 7:53.75.

DISTANCE MEDLEY RELAY: 1. Oklahoma Christian (Joe Alexander,

Women's Indoor Track & Field Championships

60-YARD DASH: 1. Kathrene Wallace, Texas Southern, 6.91; 2. Sheila LaBome, Prairie View TX, 6.96; 3. Eldece Clark, Hampton Institute, 7.00; 4. Lorie Risenhoover, Adams State CO, 7.12; 5. Gloria Gregory, Wisconsin-Milwaukee, 7.16; 6. Diedre Jackson, Prairie View TX, 7.29.

60-YARD HURDLES: 1. Anita Epps, Texas Southern, 8.06; 1. Audrey Johnson, Hampton Institute VA, 8.06; 3. Carmen Porter, Texas Southern, 8.13; 4. Eugenia Perkins, Texas Southern, 8.31; 5. Loretta Jeffery, Hampton Institute VA, 8.40; 6. Brenda Jarvis, Adams State CO, 8.46.

440-YARD DASH: 1. Joyce Townson,

Texas Southern, 56.87; 2. Lynn Gamble, Prairie View, TX, 57.39; 3. Julie Jenkins, Adams State CO, 57.55; 4. Sheila LaBome, Prairie View TX, 57.67; 5. Annie Eleby, Texas Southern, 58.78; 6. Norrie McAfee, Prairie View TX, 59.04.

600-YARD RUN: 1. Easter Gabriel, Prairie View TX, 1:23.76 (NAIA Record). Former record 1:23.77 set by Joyce Townson, Texas Southern in Semifinals; 2. Joyce Townson, Texas Southern, 1:24.59; 3. Norrie McAfee, Prairie View TX, 1:25.83; 4. Mary Sedall, Adams State CO, 1:26.70; 5. Jeannette Palmer, Hampton Institute VA, 1:27.49; 6. Kelly Vasold, Saginaw Valley MI, 1:27.73.

880-YARD RUN: 1. Cathy Schmidt, Saginaw Valley MI, 2:15.85 (NAIA Record). Former record 2:16.17 set by Sandra Scott, Texas Southern in Semifinals, 1983; 2. Colleen Booms, Saginaw Valley MI, 2:17.16; 3. Linda Jackson, Texas Southern, 2:17.64; 4. Kim Pfaffle, Wisconsin-LaCrosse, 2:18.06; 5. Sandra Scott, Texas Southern, 2:18.11; 6. Pamela Harty, Moorhead State MN, 2:18.63.

1000-YARD RUN: 1. Cathy Schmidt, Saginaw Valley MI, 2:37.43 (NAIA Record). Former record, 2:38.09 set by Denise Day, Midland Lutheran NE in semifinals, 1983; 2. Lillie Taylor, Prairie View TX, 2:37.49; 3. Paula Behrendt, Moorhead State MN,

Men's Results continued

Mark Clift, Mark Young, Steve Guymon) 10:04.69; 2. Saginaw Valley MI (Dave Dumonte, Dave Johnson, John Stadwick, Charles Balderstone) 10:11.11; 3. Nebraska Wesleyan (Pat McFadden, Jeff Heng, Ron Moran, John Ross) 10:13.34; 4. Pittsburg State KS, 10:15.39; 5. Adams State CO, 10:16.39; 6. Wisconsin-LaCrosse, 10:16.43.

TRIPLE JUMP: 1. David McFadgen, Virginia State, 53-9¼ (NAIA Record: Former record 52-10¼ set by Kenneth Brimmer, Jackson State MS, 1978); 2. Bradford Johnson, Texas Southern, 50-11; 3. Edward Williams, Prairie View TX, 50¼; 4. Ed Brown, Saginaw Valley MI 49-5¼; 5. Morgan Tharpe, Texas Southern, 49-5¼; 6. Chris McCollum, Ouachita Baptist AR, 49-2½.

HIGH JUMP: 1. Orville Peterson, Campbell NC, 6-11; 2. Bryan Richardson, Manchester IN, 6-9; 2. Cliff Holding, Fort Hays State KS, 6-9; 2. Wayne Wallace, Bethany KS, 6-9; 2. Dennis Holtz, Wisconsin-LaCrosse, 6-9; 2. Mark Elliston, Oklahoma Baptist, 6-9.

SHOT PUT: 1. Mike Manders, Hamline, MN, 59-1; 2. Paul Kendrick, Hamline MN, 56-4; 3. Brett Ailts, Moorhead State MN, 53-11; 4. Dan Kenwell, Northwood MI, 53-10; 5. Brian Slater, Central Arkansas, 52-11¾; 6. Keith King, Prairie View, TX 52-8¾.

POLE VAULT: 1. Rory Chilton, Arkansas Tech, 16-3; 2. Kurt Siebold, Oklahoma Christian, 16-0; 3. Jim Vise, Bethany KS, 15-0; 3. Brad Nachtigal,

Fort Hays State KS, 15-0; 3. Scott Foutch, Kearney State NE, 15-0; 3. Dave Wenberg, Hamline MN, 15-0.

LONG JUMP: 1. Jim Palmer, Texas Southern, 24-6¼; 2. Denny Hensch, Hamline MN, 24-0½; 3. Bradford Johnson, Texas Southern 24-0; 4. David McFadgen, Virginia State, 23-11¾; 5. Dan Hunter, Henderson State AR, 23-10½; 6. Jim Southwick, Oklahoma Christian, 23-3¾.

35 LB. WEIGHT THROW: 1. Mike Barnett, Azusa Pacific CA, 55-10; 2. Mark Negro, Northwood MI, 55-3¼; 3. Ron Ponciano, Azusa Pacific CA, 52-3; 4. Gilbert Hornbeck, Central State OK, 51-8½; 5. Kip Van Camp, Bethany KS, 50-1; 6. Jeff Chambers, Oklahoma Baptist, 41-4½.

Women's Results continued

2:41.27; 4. Denise Day, Midland Lutheran NE, 2:41.53; 5. Madonna Redd, Texas Southern, 2:41.53; 6. Colleen Booms, Saginaw Valley MI, 2:42.46.

MILE RUN: 1. Leslie Devereaux, Texas Southern, 5:04.49; 2. Denise Falzone, Adams State CO, 5:05.64; 3. Diane Held, Marquette WI, 5:05.90; 4. Linda Marquardt, Wisconsin-Milwaukee, 5:05.94; 5. Lesha Wood, Emporia State KS, 5:06.23; 6. Laurie Hottinger, Marquette WI, 5:07.45.

TWO-MILE RUN: 1. Tori Neubauer, Wisconsin-LaCrosse, 10:22.21 (NAIA Record: Former record, 10:37.37, set by Tori Neubauer, Wisconsin-LaCrosse in Semifinals, 1983); 2. Katie Webb, Marquette WI, 10:23.52; 3. Leslie Devereaux, Texas Southern, 10:44.77; 4. Deanna Marchello, Wisconsin-Eau Claire, 10:50.60; 5. Kathy Bowman, Saginaw Valley MI, 10:51.08; 6. Carolyn Shield, Wisconsin-Eau Claire, 10:55.60.

MILE RELAY: 1. Prairie View TX (Shelia LaBome, Norrie McAfee, Lynn Gamble, Easter Gabriel) 3:48.31; 2. Texas Southern (Kathrene Wallace, Jennifer Cottingham, Linda Omegbemi, Annie Eleby) 3:51.48; 3. Adams State CO (Connie Calkin, Julie

Jenkins, Leanna Jackson, Lorie Risenhoover) 3:51.94; 4. Hampton Institute VA, 4:03.83; 5. Saginaw Valley MI, 4:07.79; 6. Kearney State NE, 4:09.31.

TWO-MILE RELAY: 1. Prairie View TX (Regina Bennett, Cynthia Bosie, Easter Gabriel, Lillie Taylor) 9:18.69 (NAIA Record: Former record, 9:19.17, Texas Southern, 1982); 2. Saginaw Valley MI (Colleen Booms, Karen Foulds, Kelly Vasolo, Cathy Schmidt) 9:25.74; 3. Moorhead State MN (Traci Fie, Angie Jungwirth, Paula Behrendt, Pamela Harty) 9:25.88; 4. Midland Lutheran NE, 9:31.80; 5. Marquette WI, 9:32.65; 6. Texas Southern, 9:37.36.

HIGH JUMP: 1. Leanna Jackson, Adams State CO, 5-11 (NAIA Record: Former record, 5-7 set by Vivian Garner, Jackson State MS, 1981); 2. Sybil Reddick, Texas Southern, 5-10; 3. Roberta Harper, Texas Southern, 5-6; 4. Erika Hohenstein, Moorhead State MN, 5-4; 5. Jacqui Newman, Moorhead State MN, 5-4; 5. Trece Burge, Fort Hays State KS, 5-4; 5. Amanda Abshire, Adams State CO, 5-4; 5. Vicki Wamberg, Wayne State NE, 5-4.

SHOT PUT: 1. Karen Waddell, Prairie View TX, 49-4 (NAIA Record: Former

record, 47-10¼ set by Karen Waddell, Prairie View TX, 1982); 2. LuAnn Soderling, Nebraska Wesleyan, 46-9; 3. Vandora Wilson, Fort Hays State KS, 46-3; 4. Loretta Fidel, Adams State CO, 46-8; 5. Victoria Gay, Texas Southern, 45-5½; 6. Sue Maceroni, Saginaw Valley MI, 42-7¼.

LONG JUMP: 1. Kathreen Wallace, Texas Southern, 20-7 (NAIA Record: Former record, 19-4¾ set by Thomasina Busch, Hampton Institute VA, 1982); 2. Lorie Risenhoover, Adams State CO, 19-10¼; 3. Lynn Gamble, Prairie View TX, 18-9½; 4. Audrey Johnson, Hampton Institute VA, 18-9¼; 5. Thomasina Busch, Hampton Institute VA, 18-7¼; 6. Deirdre Jackson, Prairie View TX, 18-6¼.

DISTANCE MEDLEY RELAY: 1. Wisconsin-LaCrosse (Mary Kastelic, Patty Heimerman, Doreen Ludlow, Tori Neubauer) 12:09.55 (NAIA Record: Former record, 12:41.01, Texas Southern, 1982); 2. Marquette WI (Kara Hughes, Colleen Ballman, Laurie Hottinger, Katie Webb) 12:12.56; 3. Midland Lutheran NE (Mary Drey, Denise Day, Susan Downer, Amy Doerr) 12:15.01; 4. Moorhead State MN, 12:26.10; 5. Wisconsin-Parkside, 12:27.19; 6. Saginaw Valley MI, 12:45.97.

Wrestling Title Claimed by Southern Oregon


MINOT, ND — Southern Oregon State College benefited from a strong balance of team scoring enroute to the championship of the 26th annual NAIA National Wrestling Tournament, March 3-5 at Minot State College.

The Raiders placed eight of their ten wrestlers in the top seven of their respective weight classes to accumulate 98½ points and outdistance Simon Fraser University CAN, which had three individual champions and 89¾ points. The team title was the second for Southern Oregon, having previously won an NAIA mat championship in 1978 at Whitewater, Wisconsin.

Southern's only individual class winner was Brent Lofstedt, who was victorious at 134 pounds for the second straight year and was given the tournament's outstanding wrestler award. The other individual title repeater was Ronnie James of Central State OK, who won his first championship at 142 pounds after capturing two consecutive first place finishes at 134 in 1981 and 1982.


A total of 67 teams and over 250 athletes competed in the three-day event at the Minot State College Dome, drawing nearly 6,000 spectators in the beautiful multipurpose arena.

In other related announcements, Southern Oregon coach Bob Riehm was named the NAIA National Coach




Brent Lofstedt

of the Year for the second time in his career. Three more individuals were inducted into the NAIA Wrestling Hall of Fame Banquet during a dinner preceeding the tournament. Honored were two former athletes, Wade Winters of Westmar IA and Rick Stuyvesant of Moorhead State MN, and a coach, Clayton Ketterling, who spent time at Dickinson State ND, Waynesburg PA and Jamestown ND.

The 1984 NAIA National Championship Wrestling Tournament is slated for Central State University, Edmond, Oklahoma, March 1-3. 

1983 WRESTLING TEAM STANDINGS

1. Southern Oregon.....98½
2. Simon Fraser CAN.....89¾
3. Augsburg MN.....72
4. Jamestown ND.....66¾
5. Central State OK.....62½
6. Huron SD.....60¾
7. Adams State CO.....57
8. Pacific OR.....43½
9. Wisconsin-River Falls...43¼
10. Dickinson State ND.....41½
11. Carson-Newman TN.....36½
12. Central Washington.....34
13. Southwest State MN.....27½
14. Loras IA.....25½
15. Liberty Baptist VA.....22¾
16. Waynesburg PA.....22
17. Northern Montana.....18¾
18. West Liberty WV.....18½
19. Fort Lewis CO.....18
20. Mayville State ND.....16¼
21. Elon NC.....15
22. Chadron State NE.....14¼
23. Pfeiffer NC.....14
24. Siena Heights MI.....10½
25. Anderson IN.....9
- Concordia MN.....9
27. Northwestern IA.....8½
28. Fort Hays KS.....8¼
29. St. Thomas MN.....8
30. Kearney State NE.....7
31. Hanover IN.....6½
- Northern State SD.....6½
24. Biola CA.....4½
- Malone OH.....4½
- Oregon Tech.....4½
- Western Montana.....4½
38. Mesa CO.....4
39. Wisconsin-Superior.....2½
40. Pittsburgh-Johnstown...2¼
41. Black Hills SD.....2
42. Wisconsin-Parkside.....1¾
43. Wisconsin-LaCrosse.....1¼
44. Livingstone NC.....1
- Minot State ND.....1
- Moorhead State MN.....1
- Northwest Nazarene ID....1
- Pacific Lutheran WA.....1
- Urbana OH.....1
- Westmar IA.....1
- Wisconsin-Eau Claire.....1
- Wisconsin-Stout.....1
53. Taylor IN.....½
54. Baptist Bible PA.....0
- Bethel MN.....0
- Catawba NC.....0
- Chicago State IL.....0
- Dana NE.....0
- Davidson NC.....0
- Defiance OH.....0
- New Mexico Highlands....0
- Olivet Nazarene IL.....0
- St. John's MN.....0
- Southern Colorado.....0
- Willamette OR.....0
- William Jewell MO.....0
- Wilmington OH.....0



Southern Oregon . . . 1983 Wrestling Champions