

1973

1973 Statistics

George Fox University Archives

Follow this and additional works at: https://digitalcommons.georgefox.edu/athletics_mentrack

Recommended Citation

George Fox University Archives, "1973 Statistics" (1973). *Men's Track and Field*. 81.
https://digitalcommons.georgefox.edu/athletics_mentrack/81

This Statistics is brought to you for free and open access by the George Fox University Athletics at Digital Commons @ George Fox University. It has been accepted for inclusion in Men's Track and Field by an authorized administrator of Digital Commons @ George Fox University. For more information, please contact arolfe@georgefox.edu.

May 5, 1978

Event	FIRST Name/Sch.	Mark	SECOND Name/Sch.	Mark	THIRD Name/Sch.	Mark	FOURTH Name/Sch.	Mark	FIFTH Name/Sch.	Mark	CCC	GF	PU	PTOSW
6 Mile	Ankeny GFC	30: 15.3	Winkelman SWOCC	36: 00.5	Petrone SWOCC	53: 46.0					0	6	0	7
Shot	Bowman PU	43' 6 1/2"	Kent PU	42' 7 1/2"	Ausmus PU	41' 6 1/2"	Dittus GFC	39' 6"	Lippencott PU	39' 4 1/2"	0	2	11	0
Pole Vault	Davis SWOCC	14' 8"	Lillie GFC	12' 6"	Mikolasy, B. PU	11' 6"	Goodell SWOCC	11'			0	4	3	8
440 Relay	SWOCC	45.2	GFC	45.2	Pacific	45.9					0	4	12	1
Mile	Buck GFC	4: 41.9	Hamilton GFC	4: 45.3	Preston SWOCC	4: 46.5					0	10	0	3
Javelin	Buck GFC	213' 9 3/4"	Dittus GFC	185' 11"	Bettin SWOCC	174' 1 3/4"	Cook SWOCC	159' 6 1/2"	Jones PU	144' 1 1/2"	0	10	1	5
Long Jump	Marineau SWOCC	21' 9 1/2"	Halland GFC	21' 3 1/2"	Winston GFC	21' 1 1/2"	Crowley SWOCC	20' 10 1/2"	R. Mikolasy PU	20' 4 1/2"	0	7	1	8
High Hurdles	Boyd Pacific	15.2	Marineau SWOCC	15.3	Christianson CCC	16.4	Weaver GFC	16.5	Gulley GFC	17.8	3	3	6	4
440	Stobie SWOCC	53.5	Goodell SWOCC	53.7	Dunn SWOCC	54.75	Clausen PU	58.5	Petrone SWOCC	1: 04.2	0	3	2	34
High Jump	Croskell SWOCC	6'2"	Winston GFC	6'0"	Boschult GFC	5'10"	Holaday SWOCC	5'10"			0	7	0	8
100	Halland GFC	10.2	Dixon SWOCC	10.2	Street SWOCC	10.5	Sighting SWOCC	10.8	Castleberry PU	10.9	0	6	1	9
880	Apling SWOCC	1: 58.1	Heathco GFC	1: 58.7	Jones PU	2: 00.0	McKeethen PU	2: 03.8	Matson GFC	2: 05.8	0	5	5	6
Discus	Bowman PU	142' 3 1/2"	Royal GFC	130' 10"	Dittus GFC	127' 0"	Ausmus PU	123' 8"	Gregory SWOCC	123' 2"	0	7	8	1
440 Int Hurdles	Dixon SWOCC	54.9	Weaver GFC	55.3	Boyd PU	56.75	Christianson CCC	57.6	Gulley GFC	1: 01.3	2	5	3	6
220	Street SWOCC	23.9	Sighting SWOCC	24.0	Dunn SWOCC	24.25	Leggroan PU	24.9	Affrenow PTC	25.4	0	0	2	13
3 Mile	Ankeny GFC	15: 08.7	Statton SWOCC	16: 03.1	Davies SWOCC	16: 26.5	Hamilton GFC	16: 39.6	Buck GFC	17: 01.7	0	9	0	7
Mile Relay	SWOCC	3:31.4	George Fox	3:36.5							0	4	0	6
Triple Jump	Halland GFC	47' 5"	Winston GFC	46' 1 1/2"	Marineau SWOCC	44' 0"	Crowley SWOCC	43' 7"	Roper SWOCC	42' 11"	0	10	0	6

GF=6
SW=9
P=1GF=11
SW=6GF=3
SW=8
P=2

TOTALS

4	2	3	5	1
5	99	49	1	117

POLE VAULT

Rickey Parris, McMurtry (Tex.).....	17-0 1/2
Steve Pettit, Sul Ross St. (Tex.)...	16-0
Dan Steben, Occidental (Cal.)	16-0
Jestin Brunet, McNeese St. (La.).....	15-6
Greg Starkovich, Adams St. (Colo.)...	15-6
Joe Durmon, Hendrix (Ark.).....	15-4
Dave McDonald, Geo. Fox (Ore.).....	15-3
Mike Butsch, McPherson (Kan.).....	15-3
Bill Cranfield, Pembroke St. (N.C.)..	15-0 1/4
Mike Gedney, Ft. Hays St. (Kan.)....	15-0
Steve Powers, McNeese St. (La.)....	15-0
Steve McMichaels, Ouachita Bapt. (Ark.)	15-0
Grady Sautier, SW Louisiana.....	15-0
Bob Lee, Westmont (Cal.).....	15-0

SHOT PUT

Tom Jones, Ouachita Baptist (Ark.)..	60-2
Erich Hardaway, Sul Ross St. (Tex.)	58-4
Carl Hesse, Southern St. (S.D.)....	57-10
Mike Murphy, Howard Payne (Tex.)...	57-0 1/2
Kelvin Korver, Northwestern (Iowa)	56-4
Don Tucker, Redlands (Cal.).....	55-6
John Roehr, Pittsburg St. (Kan.)...	55-3
Doyle Kenady, Ore. Coll. of Ed.....	54-10 1/2
Dennis Anderson, Fresno Pacific (CA)	54-5 3/4
Wilbur Young, William Penn (Iowa)..	53-9 3/4
Dave Snesrup, Hamline (Minn.).....	53-8 1/2

DISCUS

Erich Hardaway, Sul Ross State (Tex.)	186-7 1/2
Jim Neugent, Oklahoma Christian.....	185-0
Bengt Nilsson, U.S. Intl. (Cal.)....	180-4
Tom Murray, Fresno Pacific (Cal.)...	176-1
Jay Rood, Southern St. (S.D.).....	170-8
Harland Yriarte, Southern Oregon....	167-0
Ed Doryak, NW Okla. St.....	166-9 3/4
Kelvin Korver, Northwestern (Iowa)...	162-0
Al Salak, Dickinson St. (N.D.).....	161-3
Dan Bryant, Westmont (Cal.).....	160-7
Mike Wigton, Occidental (Cal.).....	175-4

JAVELIN

Bob Winn, Ottawa (Kan.).....	250-9
Gene Grassie, Okla. Christian.....	238-4 1/2
Mike McDonald, Okla. Christian.....	236-3 1/2
Ken Budlong, Biola (Cal.).....	232-0
Dick Bedlington, Cent. Wash. St.....	230-3
A. J. Seymour, McNeese St. (La.)....	230-3
Bill Manning, Ft. Hays St. (Kan.)...	227-2
Kendall Richard, SE Louisiana.....	225-8
Mike Corrie, Graceland (Iowa)	225-7
Bruce Jenner, Graceland (Iowa)	220-0

HAMMER THROW

John Smiley, Eastern Michigan.....	171-1
Jim Neugent, Okla. Christian.....	170-8
Dan Bryant, Westmont (Cal.).....	162-3
Dennis McCave, Fresno Pac. (Cal.)....	157-11
John Grayson, Eastern Michigan.....	157-2
Paul Oswald, Southern Oregon.....	153-0

440-RELAY

Texas Southern.....	:39.9
Southern Univ. (La.).....	:40.0
Dallas Baptist (Tex.).....	:40.3
Southeastern Louisiana.....	:40.5
Alcorn A&M (Miss.).....	:40.9
Eastern Michigan.....	:40.9
Sul Ross State (Tex.).....	:40.9
Edward Waters (Fla.).....	:41.0
Kentucky State.....	:41.3
Arkansas AM&N.....	:41.3
McNeese State (La.).....	:41.3
Sam Houston State (Tex.).....	:41.5
Central Oklahoma State.....	:41.5

MILE RELAY

Dallas Baptist (Tex.).....	3:08.3
Prairie View A&M (Tex.).....	3:08.6
Kentucky State.....	3:10.3
Grambling (La.).....	3:10.5
Eastern Michigan.....	3:11.7
Arkansas AM&N.....	3:11.9
Texas Southern.....	3:11.5
McNeese State (La.).....	3:13.2
Stephen F. Austin (Tex.).....	3:13.2
Occidental (Cal.).....	3:13.4
Sam Houston State (Tex.).....	3:13.7
Ft. Hays State (Kan.).....	3:13.7
Oklahoma Christian.....	3:13.7
Jackson State (Miss.).....	3:13.8
Northwest Louisiana.....	3:14.3
Southern State (Ark.).....	3:14.3

DECATHLON

Bruce Jenner, Graceland (Iowa)..	7330
Gary Hill, Oklahoma Christian...	7260
Bill Bakley, Westmont (Cal.)....	7047
Ron DeVries, Eastern Michigan...	6462
Max Drake, Fresno Pacific (Cal.)	6379
Terry Schlabs, Eastern Montana..	6244
Mike Riddle, Southern Colorado St.	6224
Gordon Brown, Fresno Pacific (Cal.)	6108
Jerry Newman, Azusa Pacific (Cal.)	6082



OFFICIAL NEWS RELEASE

NATIONAL ASSOCIATION OF INTERCOLLEGIATE ATHLETICS

106 WEST 12TH STREET

KANSAS CITY, MISSOURI 64105

RELEASE: After 5:30 A.M. (C.D.T.) Friday, April 30 (For Friday PM's)

KANSAS CITY, Mo., Apr. .--With just a little more than a month remaining, the NAIA track and field national championship field should be filled with an all-star cast. Already, six national marks have been tied or broken by the second season statistical report.

The sprint trio of Robert Taylor, Texas Southern; James Batie, Troy State (Ala.); and Jean-Louis Ravelomanantsoa, Westmont (Calif.) have turned in a 9.3 clocking in the 100 which ties the national mark. Willie McGee, the flash from Alcorn A&M (Miss.), has a 9.1 wind-aided effort.

Bill Tipton of Eastern Michigan and Rod Milburn of Southern (La.) have both been clocked in 13.5 in the 120 yard high hurdles which ties the national mark. Mike McDonald of Adams State (Colo.) has turned in a solid 13:27.9 effort in the three mile which is better than the national mark of 13:29.7 by Van Nelson of St. Cloud State (Minn.) in 1967.

Jerry Proctor of Redlands (Calif.) has a leap of 25-10 in the long jump which is better than his 25-8 1/4 established last year. Erich Hardaway of Sul Ross State (Tex.) has a 186-7 1/2 toss in the discus to better the 185-3 1/2 mark set by Fred Shaffer of Whitworth (Wash.) back in 1961.

Rickey Parris of McMurry (Tex.) heads the class of pole vaulters with a 17-0 1/2 effort which is almost a foot better than the national mark set just a year ago by Curt Hisaw of Eastern Washington State when he soared 16-3 3/4.

Rex Maddaford, Eastern New Mexico, rated one of the top three and six milers in the country, has been concentrating on the mile this season but does have a 13:38.2 mark in the three mile. He has not posted a time in the six mile this season.

The 20th NAIA Track and Field Championship will be held at Billings, Montana on June 2-5 and will be taped by a three man CBS staff and shown on June 20. The three man crew includes Jack Whitaker, Ralph Boston, NAIA Hall of Fame member; and Bill Toomey, Olympic Decathlon champion.

#

100-YARD DASH

Willie McGee, Alcorn A&M (Miss.)...	:09.1w
Eric Jones, Prairie View A&M (TX)..	:09.2w
Jerry Denton, Dallas Baptist (TX)...	:09.2w
Jerry Sims, Alcorn A&M (Miss.).....	:09.2w
Robert Taylor, Texas Southern.....	:09.3
James Batie, Troy St. (Ala.).....	:09.3
Jean-Louie Ravelomanantsoa, Westmont	:09.3
Wayne Hardy, Southeastern Louisiana.	:09.3w
Jack Phillips, Grambling (La.).....	:09.3w
Harry Griffin, Angelo State (Tex.)..	:09.3w
Willie Polk, Texas Southern.....	:09.4
Dick Garrett, Kentucky St.....	:09.4
Aaron Harris, Arkansas AM&N.....	:09.4
Robert Proctor, Eastern N. Mexico..	:09.4w
Hermid Evans, Eastern New Mexico...	:09.4w
Joe Benson, Sul Ross St. (Tex.)....	:09.4w
Charles Hicks, SW Oklahoma St.....	:09.4w
Amos Sumpter, Texas Southern.....	:09.4w
Louis Sirmon, SE Louisiana.....	:09.5
Robert Bolden, Sul Ross St. (Tex.)..	:09.5
Efren Gipson, Sam Houston St. (TX)...	:09.5
Eddie Snow, Texas Southern.....	:09.5
Coleman Thomas, Dallas Baptist (TX).	:09.5
Francis Baldwin, Dallas Baptist (TX).	:09.5
(7 tied with :09.5w)	

220-YARD DASH

(All on turn unless noted)

Willie Polk, Texas Southern.....	:21.0
J.L. Ravelomanantsoa, Westmont (CA)..	:21.0
Fred Jackson, Arkansas College.....	:21.1
Jerry Denton, Dallas Baptist (TX)....	:21.1
Jamie Cox, Delta St. (Miss.).....	:21.1
Robert Taylor, Texas Southern.....	:21.1
Dick Garrett, Kentucky State.....	:21.1
James Batie, Troy St. (Ala.).....	:21.2
Larry Stinson, SW Oklahoma St.....	:21.2
Wayne Hardy, Southeastern La.....	:21.2
Ernest Williams, Texas Southern....	:21.2
Ronnie Hall, Edward Waters (Fla.)..	:21.2
Francis Baldwin, Dallas Baptist (TX).	:21.3
James Davis, Bloomsburg St. (Pa.)..	:21.3
Clifton Gantt, Texas Southern.....	:21.3
Amos Sumpter, Texas Southern.....	:21.3

440-YARD DASH

Fanahan McSweeney, McNeese St. (La.)..	:46.7
Hugh Brown, Occidental (Cal.).....	:46.8
Barney King, Jackson St. (Miss.).....	:47.1
Steve Jordan, Kentucky State.....	:47.3
Clifton Gantt, Texas Southern.....	:47.4
Steve Nichols, Adams St. (Colo.).....	:47.4
Jimmy Evans, Dallas Baptist (Tex.)...	:47.4
Dave Walker, Central Washington St...	:47.5
Ulysses Washington, Texas Southern...	:47.6
Robert Hulbert, Jackson St. (Miss.)..	:47.6

880-YARD RUN

Dan Barks, Adams St. (Colo.).....	1:50.4
Larry Zaragoza, Adams St. (Colo.)....	1:50.8
Fanahan McSweeney, McNeese St. (La.)..	1:51.6
Roy Felder, McNeese St. (La.).....	1:51.8
Tommy Fulton, Texas Southern.....	1:51.8
Hugh Brown, Occidental (Calif.).....	1:51.9
Steve Fleming, Western Carolina (NC)..	1:52.0
Junior Lee, Howard Payne (Tex.).....	1:52.3
Walter Harris, Howard Payne (Tex.)...	1:52.4
Joe Rule, Jackson St. (Miss.).....	1:52.4
Steve Miller, Redlands (Calif.).....	1:52.4
Rich Molezyk, Kearney St. (Neb.).....	1:52.6
Wayne Phipps, Kearney St. (Neb.).....	1:52.8
Tyrone Frederick, Arkansas AM&N.....	1:52.8

ONE-MILE RUN

Junior Lee, Howard Payne (Tex.).....	4:05.9
Dickie Morgan, McNeese St. (La.).....	4:06.4
Bill Fordjour, Howard Payne (Tex.)...	4:07.0
Colin O'Brien, Dallas Baptist (Tex.).	4:07.9
Jack Weyers, Peru St. (Neb.).....	4:08.8
Tommy Fulton, Texas Southern.....	4:08.8
Mike McDonald, Adams St. (Colo.).....	4:10.0
Mike Sellers, Biola (Calif.).....	4:10.2
Rich Alejandre, Occidental (Calif.)..	4:10.4
Glenn Bernard, Whittier (Calif.).....	4:10.6
Jeff Matthews, U.S. International (CA).	4:11.4
Ben Bailey, Western Carolina (NC)....	4:11.5
Doug Thomsen, Whittier (Calif.).....	4:11.7
Rich Molczyk, Kearney State (Neb.)...	4:11.9
Cleve Wilson, Dallas Baptist (Tex.)..	4:11.9

THREE-MILE RUN

Mike McDonald, Adams St. (Colo.)...	13:27.9
Rex Maddaford, Eastern N. Mexico...	13:38.2
Junior Lee, Howard Payne (Tex.)....	13:48.0
Bob Maplestone, Eastern Wash. St....	13:48.8
Dave Ellis, Eastern Michigan.....	13:53.8
Jeff Matthews, U.S. International...	14:03.0
Bill Fordjour, Howard Payne (TX)...	14:09.0
Al Rude, Occidental (Calif.).....	14:10.9
Doug Beck, Wartburg (Iowa).....	14:18.3
Doug Thomsen, Whittier (Calif.)....	14:22.3
Glenn Bernard, Whittier (Calif.)...	14:23.5
Clayton Nichols, Livingston (Ala.)..	14:24.0
Colin O'Brien, Dallas Baptist (TX)..	14:24.4

SIX-MILE RUN

Mike McDonald, Adams St. (Colo.)...	29:40.0
Joe Ross, Eastern Wash. St.....	29:50.0
David Antognoli, Edinboro St. (Pa.)..	30:13.0
Barry Jahn, Eastern Wash. St.....	30:39.0
Perry Stites, David Lipscomb (Tenn)..	30:40.2
Martins Ande, Occidental (Calif.)...	30:46.0
Terry Helms, Western Carolina (NC)..	30:49.3
Craig Stirling, Westmont (Calif.)...	30:52.3
Ken Moffitt, Occidental (Calif.)...	30:56.8
Jim Bilsborrow, Eastern Michigan...	30:57.0
Frank Valencia, Fresno Pacific (CA)..	31:03.1
Sam Young, U.S. International (Cal.)..	31:05.0

3000-METER STEEPLECHASE

Jeff Matthews, US International (CA)..	9:08.7
Terry Kelly, Central Wash. St.....	9:14.6
Dave Campbell, Eastern Michigan....	9:15.5
Gary Church, Appalachian St. (NC)...	9:22.8
Barry Jahn, Eastern Wash. St.....	9:23.1
Dave McLeland, Ft. Hays St. (Kan.)...	9:26.0
Randy Coburn, Oklahoma Christian...	9:30.5
Al Rude, Occidental (Calif.).....	9:33.5
Gary Webber, US International (Cal)..	9:34.1
Gary Arthaud, McPherson (Kan.).....	9:35.4
Rick Fordney, Oregon Col. of Ed.....	9:35.7

120-YARD HIGH HURDLES

Bill Tipton, Eastern Michigan.....	:13.5
Rodney Milburn, Southern (La.).....	:13.5
Louis Clark, Dickinson St. (ND).....	:13.6w
John Upton, Northeast Louisiana....	:13.7w
Efren Gipson, Sam Houston St. (Tex)..	:13.8w
John Brasell, McNeese St. (La.)....	:13.9
Ronald Washington, Texas Southern...	:14.1
Jerry Piering, Stevens Pt. (Wis.)...	:14.1w
David Weathersby, Texas A&I.....	:14.2
Merle Young, Pittsburg St. (Kan.)...	:14.2
Clarence Collins, Arkansas AM&N....	:14.2

440-YARD HURDLES

J.C. Minor, Prairie View A&M (Tex.)..	:51.1
Jim Upton, Northeast Louisiana.....	:52.5
Efren Gipson, Sam Houston (Tex.)...	:52.6
Robert Hulbert, Jackson St. (Miss.)..	:52.8
John Brasell, McNeese St. (La.)...	:52.8
Ricky Britain, S.F. Austin (Tex.)...	:53.2
Bill Cartwright, Eastern Michigan..	:53.3
George Morris, Delta St. (Miss.)...	:53.3
Pat Cook, McNeese St. (La.).....	:53.3
Ulysses Washington, Texas Southern..	:53.3

LONG JUMP

Jerry Proctor, Redlands (Calif.)...	25-10
Joshua Owusu, Angelo St. (Tex.)...	25-5 3/4
Troy Lyons, Whittier (Calif.).....	25-6
Thermond Kirkland, Eastern Mich....	25-0 1/2
Jerry Gaines, Western Carolina (NC)	24-9 1/2
Lujak Lawrence, Dallas Baptist (TX)..	24-8 3/4
Marvin Brown, Dallas Baptist (TX)..	24-5
Spencer Thomas, McNeese St. (La.)...	24-5
Carlos Walker, Pittsburg St. (Kan.)..	24-3
Jerry Denton, Dallas Baptist (TX)..	24-2
Dwight Harrison, Texas A&I.....	24-1 3/4w
Frank Grant, Southern Colo. St.....	24-1
Carl Thompson, Texas Southern.....	23-10

TRIPLE JUMP

Joshua Owusu, Angelo St. (Tex.)...	51-0 3/4
Cliff Larkins, Eastern Michigan....	50-1 1/2
Charles Thompson, Livingston (Ala)..	49-10 1/2
Spencer Thomas, McNeese St. (La.)...	49-5
Joe Silva, Western Illinois.....	49-4
Chris Jakle, Pomona (Calif.).....	49-1
Jamie Dixon, Southern Oregon.....	48-10
Thurmond Kirkland, Eastern Mich....	48-6 1/4
Mark Halland, Eastern Montana.....	48-6
Jerry Proctor, Redlands (Calif.)...	48-5 1/2
Jerry Gaines, Western Carolina (NC)	48-0 1/2
Ike Sanders, Whittier (Calif.)....	47-10
Clarence Collins, Arkansas AM&N....	47-8
Marvin Brown, Dallas Baptist (TX)..	47-7
Don Bailey, Southern Colo. St.....	47-5

HIGH JUMP

Ike Neitring, Alma (Mich.).....	6-9
Wayne Parker, Delta St. (Miss.)....	6-9
Walden Curry, Delta St. (Miss.)...	6-9
Steve Hackel, Sioux Falls (SD)....	6-9
Ron Coleman, Westmont (Calif.)....	6-8 1/2
Jim Rambo, Jamestown (N.D.).....	6-8
Bob Keys, Oregon Col. of Ed.....	6-7 1/4
Steve Lombard, Occidental (Cal.)...	6-7
Chuck Loetscher, Arkansas Col.....	6-7

Frank + all

SPORTS PRESS RELEASE

DEPARTMENT OF ATHLETICS
GEORGE FOX COLLEGE
NEWBERG, OREGON 97132

FOR FURTHER INFORMATION CONTACT:
ATHLETIC DIRECTOR (503) 538-2101, Ext. 233
INFORMATION DIRECTOR (503) 538-2101, Ext. 213

January 30, 1973

BRUINS COMPETE IN OREGON INDOOR

George Fox College senior Randy Winston triple-jumped 46-5 Saturday to lead Bruin entrants in the Oregon Indoor Invitational Track and Field Meet in Portland's Memorial Coliseum.

Winston's effort was good for second place in the developmental portion of the meet, the highest finish of any George Fox trackman. Winston, a Battleground, Wash., product, also produced a 20-9 long jump.

Newberg's Curt Ankeny competed in the evening session and ran in the mile for the first time in an indoor meet. Normally a two-miler, Ankeny, a junior ran his second fastest mile time at 4:26.2, finishing seventh. First went to University of Portland's Mike Munne with a clocking of 4:17.2.

One of the most impressive showings by a Bruin came from freshman Cliff McCurdy, Lubbock, Texas, who ran the 500 dash in .62, placing second in his heat and seventh overall in the developmental meet.

McCurdy was not beaten by anyone from the district as he came in behind runners from major colleges and one from Mt. Hood Community. Winning the 500 dash was an ex-district runner, however, in Bruce Vogel, an OCE graduate. His time was 59.2.

Mark Halland, a Billings, Montana, junior, long jumped 20-8 1/2, triple jumped 44-5 and high jumped 6-2 for a full afternoon's work.

Ankeny was the only Bruin to compete in the evening meet.

SPORTS PRESS RELEASE

DEPARTMENT OF ATHLETICS
GEORGE FOX COLLEGE
NEWBERG, OREGON 97132

FOR FURTHER INFORMATION CONTACT:
ATHLETIC DIRECTOR (503) 538-2101, Ext. 233
INFORMATION DIRECTOR (503) 538-2101, Ext. 213

January 23, 1973

FIVE BRUINS ENTER OREGON INDOOR

Five George Fox College track men will participate in the 13th annual Oregon Invitational Track Meet held in Portland's Memorial Coliseum on Saturday, (Jan. 27.)

Curt Ankeny, a Newberg junior, will represent Coach Rich Allen's spikers in the mile run during the evenings events. His best time in the mile is 4:25.

Four Bruins will participate in the developmental part of the meet during the afternoon.

Randy Winston, a Battleground, Wash., senior, will compete in the long jump and the triple jump. His longest jumps are 21-6 and 47-11, respectively.

Mark Halland, a Billings, Montana junior will enter the high jump and triple jump. He's recorded a high jump of 6-6 and his top triple jump is 48-6.

Cliff McCurdy, a Lubbock, Texas, freshman will be in the 500 yard run. He's clocked a 48.9 in the 440 distance.

John Koroma, a Sierra Leone, Africa freshman will run the 60 yard dash. He's raced the 100 distance in 9.5.

		1972 INDIVIDUAL SEASONS BEST / DIVISIONS					
4x100 Relay		DiGioia-Gulley 45.5 Winston-Halland 4-22	DiGioia-Gulley 46.1 Winston-Halland 4-15	DiGioia-Gulley 46.4 Winston-Halland 4-1			
Mile		PSU Bell 4:19 PSU 4-22	Pacific Ankeny 4:25.3 PSU 4-22	Time-up Conant 4:39.8 4-2	Moluf 5:29.6 JC 4-8		
320 High Hurdles		Bronleewe 15.6 Linfield 4-25	Matson 16.4 Time-up 4-1	Halland 17.0 PSU 4-22	Pearce 17.8 JC 4-8	Gulley 17. PSU 4	
440		Hatson 52.1 PSU 3-4	DiGioia 52.9 Linfield 4-25	Bronleewe 54.8 PSU 3-4	Halland 55.2 PSU 3-4	Merritt 57 PSU 3	
100		Halland 10.5 PSU 4-22 Time-up 4-1	Buck 11.3 L&C 3-16	Gulley 11.0 SOC 5-3	O'Neil 11.4 L&C 3-16	Pearce 58. PSU 3	
880		Buck 2:02.0 PSU 4-22	Conant 2:05.1 PSU 3-4				
Intermediate Hurdles		Bronleewe 58.8 PSU 4-22	Gulley 58.9 Dist 5-12				
220		Halland 23.5 PSU 4-22	DiGioia 25.0 Time-up 4-1	Matson 25.0 Time-up 4-1			
2 mile		Bell 9:19.8 Pacific 4-15	Ankeny 9:26.0 PSU 4-22	Conant 10.29 PSU 4-22	Moluf 12:08 Pacific 4-15		
Mile Relay		Gulley-Buck 3:35 Winston-DiGioia 4-15	Gulley-DiGioia Winston-Matson 3:38.2 Time-up 4-1	Winston-Bronleewe Buck, DiGioia 3:41.9 L&C 3-16	Halland, Gulley 3:46.6 Bronleewe-DiGioia 2 Relays 3-11		
3 Mile		Ankeny 14:32.0 Dist 5-13	Bell 14:36.3 Linfield 4-25	Buck 17:09.8 Linfield 4-25			
6 Mile		Ankeny 30:58.8 Dist 5-13	Bell 30:58.8 Dist 5-13				
Pole Vault		O'Neil 11-6 L&C 3-16	Pearce 11-6 Time-up 4-1	Buck 11-6 Linfield 4-25			
High Jump		Halland 6-2 SOC 5-3	Winston 6-0 Pacific 4-15	Buck 5-10 Linfield 4-25			
Long Jump		Halland 22-2 1/4 PSU 4-22	Buck 21-5 Linfield 4-25	Winston 21-4 1/2 Linfield 4-25	Matson 20-3 1/4 PSU 3-4	Bronleewe 19-1 3/4 3	
Triple Jump		Halland 47-7 1/2 Dist. 5-13	Winston 45-11 3/4 Dist. 5-13	Bronleewe 42-1 3/4 PSU 4-22	Matson 39-8 PSU 3-4	O'Neil 39- L&C 3-8	
Shot		Pheasant 39-1/2 JC 4-8	Dittus 34-9 L&C 3-16				
Discus		Pheasant 118-3 1/2 Pacific 4-15	Dittus 113 Linfield 4-25				
Javelin		Buck 189-10 SOC 5-3	DiGioia 188-7 Pacific 4-15	Dittus 183-0 PSU 4-22	Pheasant 131-7 1/2 JC 4-8		

UNIVERSITY OF PORTLAND ALL COMERS
TRACK AND FIELD MEET RESULTS
MARCH 3, 1973

LONG JUMP

1. Fike	LC	21'5"
2. Frazier	MHCC	21'1"
3. Parks	UP	20'6"
4. Leong	WIL	20'6"
5. Woods	WIL	20'6"
6. Matson	GF	20'5"
7. Carter	LIN	20'5"
8. Comstock	OCE	20'5"
9. Winston	GF	19'11"
10. Bailey	MHCC	19'11"
11. Schumacher	MHCC	19'8"
12. Stephens	NTC	19'8"
13. Holland	GF	19'4"
14. Melum	MHCC	19'3"
15. Gillespie	NTC	19'2"
16. Gould	OCE	19'2"
17. Walsh	MHCC	18'3"
18. Voigt	MHCC	17'9"
19. Simmons	LC	17'7"
20. Ferris	OCE	16'11"
21. Altshin	MHCC	15'8"

TRIPLE JUMP

1. Gillespie	NTC	45'8"
2. Winston	GF	44'5"
3. Holland	GF	44'2"
4. Winchester	MHCC	43'9"
5. Gould	OCE	42'2"
6. Comstock	OCE	41'8"
7. Hall	VTC	41'2"
8. Parks	UP	40'8"
9. Bailey	MHCC	39'11"
10. Leong	WIL	39'5"

POLE VAULT

1. Duerst	OCE	14'0"
2. Porter	OCE	13'6"
3. Gamble	LIN	13'6"
4. Lucich	UP	13'0"
5. Standridge	LIN	13'0"
6. Coppeck	WIL	12'0"
7. Dansky	OCE	12'0"

SHOT PUT

1. Robillard	LIN	50'3"
2. Paul	NTC	48'7"
3. Graves	OCE	46'10"
4. Cutcher	LIN	46'9"
5. Dohl	OCE	45'10"
6. Icenogle	MHCC	43'9"
7. Altshin	MHCC	42'11"
8. Schrank	MHCC	42'7"
9. Lahley	OCE	41'8"
10. Ferris	UNATT	40'11"
11. Ferris	OCE	40'6"
12. Reynolds	WIL	39'2"
13. Brown	GF	38'2"
14. Anderson	MHCC	37'
15. Main	MHCC	36'10"
16. Nerbauer	LIN	36'7"
17. Brouillard	UP	32'4"

JAVELIN

1. Buck	GF	206'6"
2. Gand	LC	205'6"
3. Martindale	UNATT	199'4"
4. Irving	WIL	198'6"
5. Domina	OCE	197'6"
6. Pohl	OCE	193'8"
7. Corcoran	WIL	193'2"
8. Molander	OCE	186'7"
9. Thompson	MHCC	184'11"
10. Sydor	NTC	184'2"
11. Fadel	NTC	175'5"
12. Mason	LIN	172'8"
13. Hewett	UP	168'5"
14. Knez	MHCC	167'5"
15. Getz	LC	164'11"
16. Ferris	OCE	138'10"
17. Robillard	LIN	127'0"
18. Watt	UP	125'3"

DISCUS

1. Lahley	OCE	142'11"
2. Cutcher	LIN	138'10"
3. Moravics	UNATT	137'10"
4. Robillard	LIN	131'2"
5. McLaughlin	UP	128'7"
6. Reynolds	WIL	128'1"
7. Rice	LC	124'5"
8. Royal	GF	124'1"
	MT	

DISCUS cont'd

9. Anderson	MHCC	123'7"
10. Paul	MTC	123'5"
11. Davidson	MHCC	123'4"
12. Burkhardt	LC	119'6"
13. McMurrin	MHCC	118'3"
14. Bates	OCE	116'10"
15. Neybauer	LIN	112'5"
16. Voight	MHCC	111'3"

HIGH JUMP

1. Olafson	MTC	6'4"
2. Stephens	MTC	6'2"
3. Altishim	MHCC	6'2"
4. Davis	OCE	6'0"
5. Holland	GF	6'0"
6. Harris	MTC	6'0"
7. Wilson	WIL	6'0"
8. Bally	MHCC	6'0"
9. Plance	MHCC	5'9"
10. Fisher	MTC	5'9"
11. Rice	OCE	5'9"
12. Goodman	OCE	5'6"

6 LAP WALK

1. Bean		11:05.4
2. Frank		11:16.2
3. Pencinovsky	UNATT	11:45
4. Massinger	UNATT	11:55
5. Vermeer		12:49.7
6. Jackson	UNATT	13:08.5
7. Bogoger	UNATT	13:24.2
8. Jacobs	UNATT	14:30.5

440 RELAY - LONG HEAT #1

1. Monmouth TC	44.5
2. University of Portland	45.0
3. Mt. Hood CC "A"	45.7
4. George Fox	45.9
5. Willamette	47.9

440 RELAY - SECOND HEAT

1. OCE	43.8
2. Linfield	43.9
3. Unatt. Team	44.1
4. Mt. Hood CC "B"	47.0
5. Lewis & Clark	48.7

3/4 MILE RUN

1. Huene	UP	3:03
2. Chappell	UP	3:06.5
3. Rojas	UP	3:07
4. Meiningner	UP	3:08
5. Tulley	UP	3:09.4
6. Reed	MTC	3:09.5

HIGH HURDLES

1. Fike	LC	15.4
2. Stocker	WIL	15.4
3. Boathen	OCE	15.7
4. Baker	MHCC	15.8
5. Cronise	MHCC	16.1
6. Garton	LIN	16.1
7. Geist	LIN	16.1
8. Weaver	GF	16.4
9. Matson	GF	16.7
10. Hess	MHCC	16.8
11. Hoops	MHCC	17.4
12. Rooney	LIN	17.6
13. Rice	OCE	17.7
14. Victor	LIN	18.2

330 YD DASH

1. Shaw	LIN	34.5
2. Graves	OCE	35.6
3. Vogel	MTC	35.8
4. Mitchell	UP	35.9
5. Kraal	OCE	36.1
6. Kessler	LC	36.2
7. Carmichael	UP	36.3
8. Curtis	LIN	36.4
9. Heathco	GF	36.5
10. Mundo	LIN	36.8
11. Byrne	UP	37.6
12. Walsh	UP	37.6
13. Taylor	MHCC	37.8
14. Krull	CLK	38.1
15. Mellum	MHCC	38.7
16. Lester	MHCC	38.7
17. Ferris	OCE	39.5
18. Lais	MHCC	39.6
19. Stoll	UNATT	39.8
20. Marshall	LIN	41.4

100 YD DASH

1. Smith	PTC	9.8
2. Fast	MHCC	9.9
3. Moody	MTC	10.0
4. Noye	UP	10.0
5. Koroma	GF	10.2
6. Collins	MHCC	10.2
7. Grant	LC	10.3
8. North	MTC	10.3

100 YD DASH cont'd

9. Woods	WIL	10.4
10. Schwab	WIL	10.4
11. Cancio	WIL	10.7
12. Carter	LIN	10.7
13. Schumacher	MHCC	10.8
14. Newton	MTC	11.0
15. Conti	LIN	11.0
16. Cantrell	OCE	11.1
17. Cochran	CLK	11.1

660 YD RUN - SHORT HEAT #1

1. Gorman	OCE	1:24.0
2. McConnell	MHCC	1:25.3
3. Devore	LIN	1:25.4
4. Edwards	CLK	1:29.5
5. Campbell	IC	1:30.4

660 - 2 and 3 HEATS

1. Rosenbloom	WIL	1:24.2
2. Russell	MHCC	1:24.3
3. O'Brien	PTC	1:24.8
4. Carter	OCE	1:26
5. Isham	OCE	1:26.1
6. Ofc	PTC	1:26.4
7. Lippert	LIN	1:27
8. Miller	MHCC	1:28
9. Stickney	CLK	1:28.5
10. Tatman	LIN	1:29.1
11 McIntosh	MHCC	1:34.9

330 Yd INTER. HURDLES

1. Byrne	UP	39.6
2. Smith	UNATT	39.6
3. Stephens	MYC	40.8
4. Sutton	OCE	40.9
5. Weaver	GE	41.3
6. Matson	GE	41.6
7. Barton	LIN	43.0
8. Stocker	WIL	43.0
9. Hoops	MHCC	43.6
10. Cronise	MHCC	44.2
11. Rodney	LIN	45.0
12. Victor	WIL	47.3

220 YD DASH

1. Harris	MTV	22.6
2. Lazelle	LIN	22.7
3. Fast	MHCC	22.8
4. Mitchell	UP	23.0
5. Heathco	GE	23.0
6. Koroma	GE	23.3
7. Grant	LC	23.3
8. Carter	LIN	23.4
9. Minors	LIN	23.5
10. Fike	LC	23.6
11. Carmichael	UP	23.6
12. Schwab	WIL	23.9
13. Collins	MHCC	24.0
14. Lewis	LIN	25.0
15. Cancio	WIL	No time

1 1/2 MILE RUN

1. Frentress	LIN	6:49
2. Tulley	UP	6:53
3. Heininger	UP	6:55.5
4. Fordney	OCE	7:02.5
5. Ray	LIN	7:04.3
6. Barr	MHCC	7:06.3

MILE RELAY

1. Linfield	3:20.6
2. OCE	3:20.9
3. University of Portland	3:28.6
4. George Fox	3:30.2
5. Mt. Hood #1	3:35.8
6. Mt. Hood #2	3:39.9

file

OREGON RELAYS RESULTS

MONMOUTH, OREGON

4 Mile Relay:

1st- University of Portland (Porter, Carmody, Tulley, Meeiminger)
18:04.4 New Meet Record

2nd- Linfield- 18:25.8

3rd- Oregon College 18:55.6

4th- Southern Oregon 19:09.5

440 yd. Relay: Ht 1 1st- University of Portland (Mitchell; Parks; Carmichael, P e)
43.5

2nd- Oregon College 43.5

3rd- Linfield 43.5

4th- George Fox 44.2

Ht 2 1st- Willamette (Ellibee; Woods; Leong; Gancio)
44.7

2nd- Pacific 45.5

3rd- Eastern Oregon 45.7

4th- Southern Oregon 46.1

Distance Medley:

1st- University of Portland (Johnston, Chappell; Rojas; Munne)
10:36.6

2nd- Willamette 10:38.4

3rd- Oregon College 10:56.3

4th- Linfield 11:07.2

Sprint Medley:

Ht 1 1st- Linfield (Lazell; Curtis; King; Shaw)
1:34.4 New Meet Record of 1:38.6

2nd- Oregon College 1:36

3rd- University of Portland 1:56.5

4th- Oregon Tech 1:47.2

Ht 2 1st- Lewis and Clark (Burnett; Grant; Byerly; Starker)
1:38.0

2nd- Eastern Oregon 1:40.5

3rd- Pacific 1:41.5

4th- Southern Oregon 1:46.5

2 Mile Relay:

1st- University of Portland (Byrne, Johnston, Rojas; Newell)
8:21.1

2nd- Linfield 8:29.9

3rd- Oregon College 8:30.5

4th- Southern Oregon 8:33.4

880 Relay: Ht 1 1st- Lewis & Clark (Burnett; Grant; Byerly; Starker)
 1:33.9
 2nd- Linfield 1:34.0
 3rd- University of Portland 1:35.4

Pole Vault Relay: 1st- Oregon College (Porter, 14'0; Duerst, 14'6) = 28'6
 2nd- Linfield 26'6
 3rd- Oregon Tech 13'6
 4th- University of Portland 13'0

Shot Put Relay 1st- Oregon College (Pohl; Graves; Torbat) 144'2 $\frac{1}{2}$ "
 2nd- Linfield 137'5
 3rd- Lewis & Clark 125'5
 4th- Pacific 123'10

Javelin Relay: 1st- Oregon College (Pohl, Domine; Molander) 566'10
 2nd- Willamette 544'9 $\frac{1}{2}$
 3rd- Lewis & Clark 528'8 $\frac{1}{2}$

Mile Relay: 1st- Linfield (Mundo, Lazell, Curtis; Shaw) 3:24.5
 2nd- George Fox 3:31.0
 3rd- University of Portland 3:34.1
 4th- Willamette 3:35.0

Long Jump: 1st- Willamette (Ellibee, Woods; Leong) 61'
 2nd- Linfield 57'10
 3rd- George Fox 56'10
 4th- Oregon College 48'11

Discus Relay: 1st- Oregon College (Lahley, Bates; Schickart) 434'8
 2nd- Linfield 379'7 New Record-old
 3rd- Southern Oregon 361'6 mark 431' OCE
 4th- Lewis & Clark 330'4

High Jump Relay: 1st- Willamette (Banks, Wilson, Browning) 18'8" Ties record set
 2nd- Oregon College 18'7 $\frac{1}{2}$ " by OCE '72
 3rd- Linfield 17'8"

Super elite
92.4 white red hand
yellow red hand

LANE SHEET FOR OREGON RELAYS

- 1:00 4 Mile Relay (one turn stagger)
Ln. 1- OTI; Ln.2- OCE; Ln.3- LIN.; Ln. 4- UP; Ln.5-SOC
- 1:20 440 Relay (lanes fulls distance)
Heat 1= Ln 2- LIN; Ln 3- OCE; Ln 4- UofP; Ln 5- OTI; Ln 6- GF
Heat 2= Ln 2-Will; Ln 3- EOC; Ln 4- SOC ; Ln 5- PAC
- 1:30 Distance Med. (440-880-3/4-Mile) 440 in lanes, cut to pole on 880
Ln 1- LIN; Ln 2- OTI; Ln 3- SOC; Ln 4- PAC; Ln 5- WILL; Ln 6- OCE
Ln 7- EOC; Ln 8- UofP;
- 1:50 Sprint Medley (220-110-110-440) two turn stagger; 440 cut to pole
Heat 1= Ln 2- GFC; Ln 3- UP; Ln 4- LIN; Ln 5- OTI; Ln 6- OCE
Heat 2= Ln 2- L&C; Ln 3- EOC; Ln4- PAC; Ln 5- SOC
- 2:00 2 Mile Relay (one turn stagger)
Ln 2- LIN; Ln 3- OCE; Ln 4- UP; Ln 5- PAC; Ln 6- EOC; Ln 7- SOC; Ln 8- OTI
- 2:20 880 Relay (lanes full distance)
Heat 1= Ln 2- GFC; Ln 3- SOC; Ln 4- L&C; Ln 5- WILL; Ln 6- OTI; Ln 7- LIN
Heat 2= Ln 3- UP ; Ln 4- OCE; Ln 5- PAC:
- 2:50 Mile Relay (1st 440 in lanes)
Heat 1= Ln 2- LIN; Ln 3- SOC; Ln 4- OCE; Ln 5- UP ; Ln 6- WILL.
Heat 2= Ln 2- GFC; Ln 3- OTI; Ln 4- PAC; Ln 5- EOC

Jar.

440 Relay
Matt 11.1
Tim 11.2
Randy 11.3
John 10.5

Long Jump
Eb 18'10 1/2
Randy 18'11
Dean 20-2

Sprint Medley
Matt
Tim
Sohn 10.8
Dean

17.7c Relay
* Matt 52.4
Tim 54.8
* Randy 52.1
Dean 53.7

44.2

7:38.2

3131.0

High Jump

6'0"

Randy

Discus

Ken Royal

124-8

7.2

FIELD EVENT ORDER FOR OREGON RELAYS

1:00 Pole Vault-

1. PAC
2. PAC
3. PAC
4. EOC
5. EOC
6. EOC
7. LIN
8. LIN
9. OCE
- 10 OCE
- 11 OCE
- 12 UP
- 13 Up
- ~~14 GF~~
- 15 OTI
- 16 OTI
- 17 OTI
- 18 SOC
- 19 SOC
- 20 SOC
- 21 WILL

High Jump-

1. L&C
2. L&C
3. EOC
4. EOC
5. OTI
6. OTI
7. OTI
8. GF
9. GF
- ~~10 GF~~
- 11 UP
- 12 OCE
- 13 OCE
- 14 OCE
- 15 SOC
- 16 SOC
- 17 PAC
- 18 WILL
- 19 WILL
- 20 WILL
- 21 LIN
- 22 LIN
- 23 LIN

Long Jump-

1. UP
2. UP
3. UP
4. OTI
5. OTI
6. OTI
7. EOC
8. EOC
9. LIN
- 10 LIN
- 11 LIN
- 12 WILL
- 13 WILL
- 14 WILL
- 15 PAC
- 16 PAC
- 17 PAC
- 18 SOC
- 19 SOC
- 20 SOC
- 21 OCE
- 22 OCE
- 23 OCE
- 24 GF
- 25 GF
- 26 GF

Shot-

1. LIN
2. LIN
3. LIN
4. OTI
5. OTI
6. OTI
- ~~7. GF~~
8. OCE
9. OCE
- 10 OCE
- 11 L&C
- 12 L&C
- 13 L&C
- 14 WILL
- 15 SOC
- 16 SOC
- 17 SOC
- 18 UP
- 19 UP
- 20 PAC
- 21 PAC
- 22 PAC

To be completed by
2:00

Javelin-

1. SOC
2. SOC
3. SOC
4. UP
5. UP
6. GF
7. GF
8. L&C
9. L&C
- 10 L&C
- 11 PAC
- 12 OCE
- 13 OCE
- 14 OCE
- 15 WILL
- 16 WILL
- 17 WILL
- 18 LIN
- 19 LIN
- 20 LIN
- 21 EOC
- 22 EOC
- 23 EOC
- 24 EOC
- 25 OTI
- 26 OTI
- 27 OTI

2:00- Discus (to be finished by 3:00)

1. OTI
2. OTI
3. OTI
4. GF
5. L&C
6. L&C
7. L&C
8. SOC
9. SOC
- 10 SOC
- 11 UP
- 12 OCE
- 13 OCE
- 14 OCE
- 15 WILL
- 16 LIN
- 17 LIN
- 18 LIN
- 19 EOC
- 20 BOC
- 21 PAC
- 22 PAC
- 23 PAC

2nd ANNUAL
OREGON RELAYS
March 10, 1973 1 pm

at Oregon College of Education

TIME SCHEDULE

RECORD

12:45 5 Mile Walk Exhibition	Rob Frank-OCE 45:05.7
1:00 Pole Vault Relay (3men)	Duerst ,Price, Pennington OCE-57'6
High Jump Relay (3men)	Stephens, Gould, Davis OCE- 18'8
Long Jump (3 men)	Stephens, Gould, Hammond OCE- 63'4 3/4
Shot Put Relay (3 men)	Kenady, Paul, Lahley OCE- 145'11
Javelin Relay (3 men)	Pohl, O'Brien, Leffler OCE- 569'9
4 mile relay (4 x 1 mile)	Olsen, Byerley, Daniels, Woodard L&C- 18:16
1:20 440 Relay (4x 110 yds)	North, Woods, Graves, Moody-OCE-43.4
1:30 Distance Medley(440-880-3/4-mile)	Chappel, White, Munne, Meiniger-U off 10:24.4
1:50 Sprint Medley(220-110-110-440)	Geist, Knudson, Gibson, Hanlin-LINF. 1:38.6
2:00 2 Mile Relay(4 x 880)	Munne, Chappel, White, Walkeri- U off 8:02.6
Discus Relay (3 men)	Kenady, Lahley, Paul OCE- 431'9
2:20 880 Relay (4 x 220)(in lanes)	Krohn, Schwab, Holmes, Ellibee- WILL. 1:31.0
2:50 Mile Relay (4 x 440)(1st man in lane)	Graves, Stephens, North, Moody OCE 3:24.4

ENTRIES FORM WILL BE MAILED LATER. ENTRIES ARE DUE MARCH 5, 1973.

2nd ANNUAL
OREGON RELAYS
March 10, 1973 1 pm

at Oregon College of Education

TIME SCHEDULE

RECORD

9:20	12:45 5 Mile Walk Exhibition		Rob Frank-OCE 45:05.7
1:00	Pole Vault Relay (3men) Ken Lillie		Duerst ,Price, Pennington OCE-37'6
	High Jump Relay (3men) Mark, Randy		Stephens, Gould, Davis OCE- 18'8
	Long Jump (3 men) Mark, Randy, Dean		Stephens, Gould, Hammond OCE- 63'4 3/4
	Shot Put Relay (3 men) Rod.		Kenady, Paul, Lahley OCE- 145'11
	Javelin Relay (3 men) Eb,		Pohl, O'Brien, Leffler OCE- 569'9
	4 mile relay (4 x 1 mile) _____		Olsen, Byerley, Daniels, Woodard L&C- 18:16
✓ 1:20	440 Relay (4x 110 yds) Matt, Mark, Randy, John Cliff		North, Woods, Graves, Moody-OCE-43.4
1:30	Distance Medley(440-880-3/4-mile) _____		Chappel, White, Munne, Meiniger-U ofP 10:24.4
✓ 1:50	Sprint Medley(220-110-110-440) Dean Matt - Matt, Mark, John, Cliff		Geist, Knudson, Gibson, Hanlin-LINF. 1:38.6
2:00	2 Mile Relay(4 x 880) _____		Munne, Chappel, White, Walkeri- U ofP 8:02.0
	Discus Relay (3 men) Ken		Kenady, Lahley, Paul OCE- 431'0
2:20	880 Relay (4 x 220)(in lanes) John, Tim (Ken) ? (Eb), Mark		Krohn, Schwab, Holmes, Ellibee- WILL. 1:31.0
✓ 2:50	Mile Relay (4 x 440)(1st man in lane) Matt, Randy, Dean, Cliff		Graves, Stephens, North, Moody OCE 3:24.4

ENTRIES FORM WILL BE MAILED LATER. ENTRIES ARE DUE MARCH 5, 1973.



George Fox College
Tune-Up
March 24, 1973

440 RELAY

1st - George Fox College (Heathco, Halland, Weaver, Koroma) 43.6

SHOT

1st - Jim Housen, PTC	45' 2½"
2nd - Rod Brown, GFC	37' 8 3/4"
3rd - Ken Royal, GFC	37' 3 3/4"

MILE

1st - Curt Ankeny, GFC	4:27.2
2nd - Beardall, PTC	4:27.9
3rd - Francis, PTC	4:29.8
4th - Obersinner, CCC	4:30.6
5th - Knutson, PTC	4:41.1

JAVELIN

1st - Tony Grant, OTI	246' ½"
2nd - Mike Helsby, PTC	210' 5½"
3rd - Eb Buck, GFC	208'
4th - Gary Reddaway, PTC	202' 8 3/4"
5th - Ipo Ross, OTI	161' 8"
6th - Doug Watson, CCC	155' 8½"

HIGH HURDLES

1st - McCabe, PTC	15.9
2nd - Matson, GFC	16.2
3rd - Holladay, OTI	16.3
4th - Weaver, GFC	16.5
5th - Howell, CCC	16.8
6th - Simon, PTC	17.3

440

1st - Heathco, GFC	51.6
2nd - Pike, OTI	52.9
3rd - Hilley, CCC	54.0
4th - Battey, CCC	56.8

POLE VAULT

1st - Jim Housen, PTC	12'6"
2nd - Mike Cameron, CCC	12'6"
3rd - Bill Hough, OTI	12'

LONG JUMP

1st - Randy Winston, GFC	21'9"
2nd - Mark Halland, GFC	21'7"
3rd - Dean Matson, GFC	21'4 3/4"
4th - Eb Buck, GFC	21'
5th - Ernest Appah, OTI	20'10 3/4"
6th - Dirk DeGroot, OTI	19'10 3/4"
7th - Wes Little, CCC	17'6 1/2"

100

1st - Amoapim, OTI	10.5
2nd - Nelson, CCC	10.7
3rd - Van Delden, OTI	10.9
4th - Diver, OTI	11.2
5th - Afmo, PTC	11.3

880

1st - McMillen, PTC	1:59.5
2nd - Oft, PTC	2:01.3
3rd - Mull, OTI	2:02.2
4th - Sabin, PTC	2:09.7
5th - Peterbaugh, PTC	2:10.4

HIGH JUMP

1st - Randy Winston, GFC	6'3 1/2"
2nd - Mark Halland, GFC	6'3 1/2"
3rd - Doc Holladay, OTI	5'10"
4th - Ernest Appah, OTI	5'10"
5th - Eb Buck, GFC	5'8"

DISCUS

1st - John Bekkensen, PTC	156'4 3/4"
2nd - Chris Davis, OTI	134'7 3/4"
3rd - Jim Housen, PTC	132'6 1/2"
4th - Ken Royal, GFC	129'7 1/2"
5th - Craig Phelps, CCC	110'6 1/2"

INTERMEDIATE HURDLES

1st - Weaver, GFC	0:57.0
2nd - McCabe, PTC	0:58.2
3rd - Matson, GFC	0:59.1
4th - Gulley, GFC	1:01.9
5th - Holladay, OTI	1:02.2
6th - Housen, PTC	1:03.4
7th - Little, CCC	1:03.7
8th - Syme, PTC	1:04.4

TRIPLE JUMP

1st - Randy Winston, GFC	47'6½"
2nd - Mark Halland, GFC	45'6½"
3rd - Ernest Appah, OTI	43'3"
4th - Mike Cameron, CCC	39'7"

220

1st - Koroma, GFC	22.8
2nd - Heathco, GFC	23.1
3rd - Nelson, CCC	24.2
4th - Afremow, PTC	26.4

2 MILE

1st - Ankeny, GFC	9:31.4
2nd - Knutson, PTC	10:07.8
3rd - Obersinner, CCC	10:19.0

MILE RELAY

1st - George Fox College "A"	3:32.0
2nd - Portland Track Club	3:38.2
3rd - Oregon Technical Institute	3:38.3
4th - George Fox College "B"	3:43.6

$$\begin{array}{r} 37.8 \\ 13.8 \end{array}$$

$$\begin{array}{r} 3:56 \\ 3:23.9 \\ \hline 3:2.1 \end{array}$$

$$\begin{array}{r} 1:49.2 \\ 65.3 \\ \hline 34.9 \end{array}$$

$$\begin{array}{r} 2:49.3 \\ 2:15.2 \\ \hline 34.1 \end{array}$$

BRUIN TRACK 1973

1. Ankeny, Curt mile, 2 mile 31.4, 65.3, 1:40.2, 2:15.2, 2:49.3, 3:23.9, 3:56, 4:27.2
2. Boschult, Ron 1 high jump 67.0, 2:18.4, 3:30.8, 4:43.8, 5:56.6, 7:10.2, 8:23.8, 9:31.8
3. Brown, Rod Shot

$$\begin{array}{r} 3:23.9 \\ 2:15.2 \\ \hline 8.7 \end{array}$$

$$\begin{array}{r} 2:15.2 \\ 2:15.2 \\ \hline 35 \end{array}$$
4. Buck, Eb Javelin, high jump, long jump,

$$\begin{array}{r} 427.2 \\ 3123.9 \\ \hline 3.3 \end{array}$$

$$\begin{array}{r} 2:18.2 \\ 65.3 \\ \hline 9.9 \end{array}$$
5. Dittus, Del —
6. Gulley, Steve Intermediate hurdles (44.8) (330)
7. Halland, Mark - High jump, long jump triple jump, mile relay 440 relay (10.4)
8. Hamilton, Dave mile, 2 mile
9. Heathco, Matt 440 relay, 440 + 220, mile relay 11.5 25.0, 37.8, 51.6 (11.5)
10. Koroma, John 440 relay, 100, 220 (11.3) 10.8
11. Lillie, Ken pole vault, (440?)
12. Matson, Dean High hurdles, intermediate hurdles, long jump, mile relay

$$\begin{array}{r} 43.0 \\ (330) \end{array}$$
13. McCurdy, Cliff
14. Royal, Ken discus, shot
15. Weaver, Tim high hurdles, intermediate hurdles, 440 relay (11.2)

$$\begin{array}{r} 40.8 \\ (330) \end{array}$$
16. Winston, Randy long jump, triple jump, high jump, 880 mile relay

GFC
OTI
PTC
CCC

George Fox College
Tune-Up
March 24, 1973

440 RELAY

1st - George Fox College (Heathco, Halland, Weaver, Koroma) 43.6

SHOT

1st - Jim Housen, PTC	45' 2½"
2nd - Rod Brown, GFC	37' 8 3/4"
3rd - Ken Royal, GFC	37' 3 3/4"

MILE

1st - Curt Ankeny, GFC	4:27.2
2nd - Beardall, PTC	4:27.9
3rd - Francis, PTC	4:29.8
4th - Obersinner, CCC	4:30.6
5th - Knutson, PTC	4:41.1

JAVELIN

1st - Tony Grant, OTI	246' ½"
2nd - Mike Helsby, PTC	210' 5½"
3rd - Eb Buck, GFC	208' 1"
4th - Gary Reddaway, PTC	202' 8 3/4"
5th - Ipo Ross, OTI	161' 8"
6th - Doug Watson, CCC	155' 8½"

HIGH HURDLES

1st - McCabe, PTC	15.9
2nd - Watson, GFC	16.2
3rd - Holladay, OTI	16.3
4th - Weaver, GFC	16.5
5th - Howell, CCC	16.8
6th - Simon, PTC	17.3

440

1st - Heathco, GFC	51.6
2nd - Pike, OTI	52.9
3rd - Hilley, CCC	54.0
4th - Battey, CCC	56.8

17 Events

1st - 10
2nd - 6
3rd - 4
4th - 4
5th - 1

GEORGE FOX COLLEGE

Tune-Up

March 30, 1973

440 RELAY

1st - George Fox	:44.6
(Heathco, Halland, Weaver, Koroma)	
2nd - Linfield "B"	:44.9
3rd - Oregon Technical Institute	:45.8
(Diver, Appah, Pike, Van Deldan)	
4th - Linfield "A"	:45.9
5th - Umpqua Community College	:53.3
(Cermak, Tabor, Hammer, Tucker)	

HIGH JUMP

1st - D. Holladay	OTI	5' 10"
2nd - B. Klingenberg	UCC	5' 8"
J. Bartlett	LC	5' 8"

MILE

1st - Ankeny	GFC	4:29.6
2nd - Stanhope	BMCC	4:31.2
3rd - Jacob	Unat.	4:39.0
4th - Ray	LC	4:40.6
5th - Bond	LC	4:41.3

JAVELIN

1st - M. Metcalf	UCC	180' 11½"
2nd - E. Buck	GFC	177' 1½"
3rd - P. Martindale	Unat.	170' ½"
4th - T. Robillard	LC	168' 1"
5th - D. Dittus	GFC	164' 10½"
6th - D. Mason	LC	143' 5"

HIGH HURDLES

1st - S. Toll	OTI	:15.9
2nd - S. Rooney	LC	:16.2
3rd - R. Struve	LC	:16.3
4th - D. Matson	GFC	:16.4
5th - T. Weaver	GFC	:16.9
6th - D. Holladay	OTI	:17.6

LONG JUMP

1st	M. Halland	GFC	20' 9½"
2nd	E. Appah	OTI	20' 6¼"
3rd	D. Matson	GFC	20' 2½"
4th	J. Brown	LC	20' 1½"
5th	B. Hammer	UCC	19' 9"
6th	D. DeGroot	OTI	19' 5"
7th	E. Buck	GFC	19' 2½"
8th	J.D. Beahm	UCC	18' 8"

440

1st	Tucker	UCC	:53.4
2nd	Nickelson	LC	:55.1
3rd	Beahm	UCC	:56.9
4th	Menke	UCC	:58.2

SHOT

1st	K. Cutcher	LC	48' 1½"
2nd	T. Robillard	LC	46' 2"
3rd	R. Wing	BMCC	42' 5"
4th	S. Washington	OTI	40' 5"
5th	M. Layng	OTI	38' 5"
6th	L. Neubauer	LC	38' 4"
7th	D. Frost	UCC	36' 1"
8th	G. Stautz	LC	35' 6"
9th	R. Brown	GFC	35' 8"
10th	K. Royal	GFC	34' 10"
11th	M. Wasson	MBCC	33' ¼"

100

1st	J. Koroma	GFC	:10.4
2nd	R. Spears	BMCC	:10.5
3rd	K. Lozelle	LC	:10.5
4th	M. Heathco	GFC	:10.5
5th	E. Appah	OTI	:10.5
6th	C. Knudson	LC	:10.7
7th	M. Halland	GFC	:10.7
8th	S. Minors	LC	:10.8
9th	D. Krosting	BMCC	:10.8
10th	R. Van Delden	OTI	:11.2

POLE VAULT

1st	Ken Lillie	GFC	11'
-----	------------	-----	-----

880

1st	B. Schneider	BMCC	2:01.6
2nd	R. Mull	OTI	2:01.7
3rd	L. Shaw	LC	2:02.9
4th	G. Tatom	LC	2:03.1
5th	S. Noble	UCC	2:05.4
6th	J. DeVore	LC	2:06.7
7th	E. Buck	GFC	2:08.4

DISCUS

1st	S. Washington	OTI	143° 1½"
2nd	T. Robillard	LC	139° 2¼"
3rd	C. Davis	OTI	138° 2¼"
4th	K. Cutcher	LC	132° 4½"
5th	K. Royal	GFC	131° 8½"
6th	Frost	UCC	122° 9"

INTERMEDIATE HURDLES

1st	Smith	LC	:58.0
2nd	Weaver	GFC	:58.1
3rd	Knudson	LC	:58.4
4th	Matson	GFC	:59.2
5th	Rooney	LC	1:02.2
6th	D. Holladay	OTI	1:02.7
7th	M. Thatcher	BMCC	1:03.8

TRIPLE JUMP

1st	Mark Halland	GFC	45° 6"
2nd	J. James	Unat.	45° 3¼"
3rd	E. Appah	OTI	42° 3"

220

1st	J. Koroma	GFC	:23.3
2nd	Logille	LC	:23.5
3rd	Minors	LC	:23.6
4th	Amoapim	OTI	:23.8
5th	Spears	BMCC	:23.9
6th	D. Krosting	BMCC	:24.4
7th	L. Tucker	UCC	:24.5
8th	R. Struve	LC	:24.7
9th	Diver	OTI	:24.7
10th	J. Blodgel	UCC	:26.7

3 MILE

1st - Curt Ankeny	GFC	14:26.8
2nd - J. Frentress	LC	14:26.9
3rd - J. Sekerta	BMCC	14:41.3
4th - Jacobs		16:24.5
5th - J. Molinar	UCC	16:46.1

MILE RELAY

1st - George Fox	3:33.9
(Halland, Matson, Weaver, Heathco)	
2nd - Linfield "A"	3:40.5
(Curtis, Lozelle, Knudson, Mundo)	
3rd - Blue Mountain	3:44.6
(Spears, Stanhope, Krosting, Koosting)	
4th - Umpqua CC	3:44.7
(Beann, Menke, Noble, Tucker)	

George Fox College

Track Meet

April 7, 1973

Event	FIRST Name/School	Mark	SECOND Name/School	Mark	THIRD Name/School	Mark	FOURTH Name/School	Mark	Ch	Cl	GF
440 Relay	George Fox	:44.0	Clackamas	:45.0					0	3	5
Pole Vault	Ken Lillie George Fox	13'	Mike Cameron Clackamas	12'6"					0	3	5
Mile	Curt Ankeny George Fox	4: 31.4	Obersinner Clackamas	4: 37.2	Russell Chemeketa	4: 56.2	Taschio Chemeketa	5: 36.2	3	3	5
Shot	Rod Brown George Fox	38' 4 1/2"	Del Dittus George Fox	37' 7 1/2"	Ray Foster Chemeketa	37' 2 1/2"	Ken Royal George Fox	37' 1 1/2"	2	0	9
Long Jump	Mark Halland George Fox	22' 1/4"	Randy Winston George Fox	21' 7"	Dean Matson George Fox	21' 1/4"	Mike Sept Clackamas	20' 2 1/2"	0	1	10
High Hurdles	Howell Clackamas	:16.3	Matson George Fox	:16.2	House Chemeketa	:16.5	Weaver George Fox	:16.6	2	5	4
440	Hilley Clackamas	:52.5	Kuhns Chemeketa	:53.2	Norman Clackamas	:54.6	Gulley George Fox	:55.9	3	7	1
Javelin	Eb Buck George Fox	196' 5 1/2"	Del Dittus George Fox	191' 9"	L. Zastoupil Chemeketa	173' 3"	Doug Watson Clackamas	162' 7"	2	1	8
100	Korona George Fox	:10.6	Halland George Fox	:10.7	Nelson Clackamas	:10.75	Hoffman Chemeketa	:11.3	1	2	8
High Jump	R. Winston George Fox	6' 2"	M. Halland George Fox	6' 2"	G. Cops Chemeketa	5' 10"	R. Herren Chemeketa	5' 8"	3	0	6
880	Buck George Fox	2: 04.9	Hewett Chemeketa	2: 06.6	Watson Clackamas	2: 07.5	Obersinner Clackamas	2: 08.6	3	3	5
440 Interm. Hurdles	Weaver George Fox	:57.0	House Chemeketa	1: 01.6	Sept Clackamas	1: 02.7	Little Clackamas	1: 08.1	3	3	5
220	Koroma George Fox	:23.2	Nelson Clackamas	:24.2	Lillie George Fox	:25.0	Sours Chemeketa	:25.3	1	3	7
2 Mile	Ankeny George Fox	9: 27.2	Huskey Clackamas	10: 09.2	Russell Chemeketa	10: 47.1	Hamilton George Fox	NT	2	3	6
Discus	Ken Royal George Fox	133' 5"	L. Zastoupil Chemeketa	120' 11 1/2"	Del Dittus George Fox	134' 6"	Craig Phelps Clackamas	113' 5"	3	1	7
Triple Jump	Mark Halland George Fox	47' 9 1/2"	Randy Winston George Fox	47' 3"	Wes Little Clackamas	48' 8 1/2"	Mike Cameron Clackamas	37' 2"	0	3	8
Mile Relay	George Fox	3:31.9	Chemeketa	3:40.8					3	0	5
TOTALS									31	41	106

BRUIN TRACK 1973

1. Ankeny, Curt Mile - 2 Mile
2. Boschult, Ron High Jump ₅₋₈
3. Brown, Rod Shot Discus ₁₁₂₋₂
4. Buck, Eb Javelin 880 LJ ₁₉₋₉ HJ ₅₋₈
5. Dittus, Del Javelin Discus, Shot
6. Gulley, Steve 440
7. Halland, Mark 440 Relay HJ LJ TJ 100 Mile Relay
- ✓ 8. Hamilton, Dave 880 - 2 Mile
9. ~~Heathco, Matt~~
- ✓ 10. Koroma, John 440 Relay 100 - 220
11. Lillie, Ken Pole Vault - 220
12. Matson, Dean HJ, ~~IH~~, LJ, ~~TJ~~, Mile Relay
13. ~~McGurdy, Cliff~~
14. Royal, Ken Discus Shot
15. Weaver, Tim 440 Relay, HJ, IH, Mile Relay
16. Winston, Randy 440 Relay, HJ, LJ, TJ, Mile Relay

GEORGE FOX COLLEGE

Track Meet

April 7, 1973

Order of Participation and Lane Assignments

JAVELIN - 1:30

Doug Watson, Cl; Bruce Dowty, Cl; Lorin Tastoupil, Ch; Jim Winsbark, Ch; Del Dittus, GFC; Bruce Hoffman, Ch; Gary Cook, Cl; Butch Peterson, Cl; Eb Buck, GFC.

POLE VAULT - 1:30

Mike Cameron, Cl; Ken Lillie, GFC; Frank Martin, Cl.

HIGH JUMP - 1:30

Randy Winston, GFC; Mark Halland, GFC; Andy Loisellet, Ch; Eb Buck, GFC; Ron Herren, Ch; Ron Boschult, GFC; Gary Cops, Ch.

SHOT - 1:30

Terry Shaffer, Cl; Lorin Tastoupil, Ch; Jim Long, Ch; Rod Brown, GFC; Ray Foster, Ch; Del Dittus, GFC; Ken Royal, GFC.

LONG JUMP - 1:30

Mark Halland, GFC; Randy Winston, GFC; Jim Winsbark, Ch; Larry Eberth, Ch; Mike Sept, Cl; Dean Matson, GFC; Eb Buck, GFC; Gary Cops, Ch.

DISCUS - following shot

Lorin Tastoupil, Ch; Jim Winsbark, Ch; Rod Brown, GFC; Craig Phelps, Cl; Butch Peterson, Cl; Ken Royal, GFC; Terry Shaffer, Cl.

TRIPLE JUMP - following long jump

Jack Kuhns, Ch; Wes Little, Cl; Mike Cameron, Cl; Dean Matson, GFC; Mark Halland, GFC; Randy Winston, GFC.

440 RELAY - 2:00

2, Chemeketa (C. Fouse, B. Hoffman, B. Sours, L. Eberth)

3, George Fox (M. Halland, T. Weaver, R. Winston, J. Keroma)

4, Clackamas (D. Norman, M. Sept, P. Hilley, D. Nelson)

MILE - 2:10

C. Anthony, GFC; L. Russell, Ch; V. Obersinner, Cl; B. Hewitt, Ch; J. Taschio, Ch.

HIGH HURDLES - 2:20

2, A. Loisel, Ch; 3, T. Weaver, GFC; 4, R. Howell, Cl; 5, C. House, Cl;
6, D. Matson, GFC; 7, D. Banks, Ch.

440 - 2:30

2, S. Guley, GFC; 3, F. Hilley, Cl; 4, J. Kuhns, Ch; 5, D. Norman, Cl;
6, D. Shawhan, Ch; 7, B. Seadore, Ch.

100 - 2:40

1, D. Nelson, Cl; 2, S. Hoffman, Ch; 3, M. Halland, GFC; 4, L. Eberth, Ch;
5, J. Koroma, GFC; 6, B. Scurs, Ch; 7, C. House, Ch.

880 - 2:50

J. Tascio, Ch; D. Hamilton, GFC; V. Obersinner, Cl; E. Buck, GFC; R. Benion, Cl;
D. Watson, Cl; W. Hall, Ch.

440 INTERMEDIATE HURDLES - 3:00

H - 1, 2, T. Weaver, GFC; 3, M. Sept, Cl; 4, B. Seadore, Ch; 5, D. Matson, GFC.
H - 7, 8, W. Little, Cl; 4, C. House, Ch; 5, A. Loisel, Ch.

220 - 3:10

2, D. Nelson, Cl; 3, S. Hoffman, Ch; 4, J. Koroma, GFC; 5, B. Scurs, Ch;
6, K. Little, GFC; 7, W. Hall, Ch.

3 MILE - 3:20

K. Taylor, Unat.; T. Wolf, Unat.; L. Russell, Ch; D. Hamilton, GFC; R. Huskey, Cl;
J. Tascio, Ch; C. Ankeny, GFC.

MILE RELAY - 3:30

2, George Fox (M. Halland, T. Weaver, D. Matson, R. Winston)
3, Clackamas (D. Norman, V. Obersinner, D. Watson, F. Hilley)
4, Chemeketa (J. Hinsbark, B. Seadore, J. Kuhns)

Pacific
4-14-73

BRUIN TRACK 1973

- 10 1. Ankeny, Curt mile 4:31.5 3 mile 14:35.2
- 3 2. Boschult, Ron High Jump
- 0 3. Brown, Rod Shot Discus
- 9 4. Buck, Eb Javelin 880 LJ (TJ)
- 3 5. Dittus, Del Jav. Shot discus
- 3 1/4 6. Gulley, Steve I H H I H mile Relay
- 14 1/4 7. Halland, Mark 440 Relay HJ LJ TJ 100
- 2 8. Hamilton, Dave mile 2 mile
9. Heathco, Matt
- 12 1/2 10. Koroma, John 440 Relay 100 220 mile Relay
- 7 1/4 11. Lillie, Ken Pole Vault (200, 440) mile Relay
12. Matson, Dean
13. McCurdy, Cliff
- 5 14. Royal, Ken Discus - Shot
- 9 1/2 15. Weaver, Tim 440 Relay H H I H mile Relay
- 17 1/4 16. Winston, Randy 440 Relay HJ LJ TJ 440
- 17 Wirta Milo

Pacific University/George Fox

Track Meet

April 4, 1973

	GF	P	
Pole Vault:	5	3	✓ Lilley (GF) 12'6" Mikolacy (PU)
High Jump:	8	1	✓ Winston (GF) 6'0" ✓ Boschult (GF) 5'8" Johnson (PU) 5'6"
One Mile Relay	5	0	Lillēy, Gūrley, Kerōma, Weaver (GF) 3:36.2 McKeethan, Lomman, Jones, Johnson (PU) 3:39.5
Javelin	8	1	✓ Buck (GF) 205'8" ✓ Dittus (GF) 188'4" Cason (PU) 182'11"
Long Jump:	8	1	✓ Halland (GF) 21'1 1/4" ✓ Winston (GF) 20' 7 3/4" Leggroan (PU) 19'9"
Triple Jump:	9	0	✓ Halland (GF) 46-7 1/2 ✓ Winston (GF) 46-5 1/4 ✓ Buck (GF) 40-3
Shot Put:	0	9	Chad Kent (PU) 47'7" Dave Bowman (PU) 43'10" Bill Husmus (PU) 42'2"
440 Relay:	5	0	Halland, Wever, Winston, Korōne (GF) 43.9 Boyd, Castleberry, Mickolasi, Leggroan (PU) 45.1
100 yd. dash:	8	1	✓ Koroma (GF) 10.1 ✓ Hallend (GF) 10.3 Leggroan (GF) 10.8
880 yd. run:	3	5	Jones (PU) 2:00.2 ✓ Buck (GF) 2:01.2
440 Inter. Hurdles	5	3	✓ Wever (GF) 55.8 Boyd (PU) 55.8 Castleberry 61.5
220 Yd dash:	5	4	✓ Karoma (GF) 23.2 Leggroan (PU) 24.6 Castleberry (PU) 24.8
3 mile run:	6	3	✓ Ankney (GF) 14:35.0 Lommen (PU) 16:26.3 ✓ Hamilton (GF) 16:56.6
1 mile run:	6	3	✓ Ankney (GF) 3:31.6 Lommen (PU) 4:45.4

82	37	✓ Hamaliton (GF) 4:46.2
15	12	
97	49	

GF P

120 High Hurdles: 4 5 Boyd (PU) 15.0
✓Weaver (GF) 16.1
✓Gulley (GF) 18.0

440 yd. dash: 6 3 ✓Winston (GF) 51.2
McKeethen (PU) 52.0
✓Lilley (GF) 55.9

Discus: 5 4 ✓Royal (GF) 139'
Bowman (PU) 134'
15 12 Ausmus (PU) 130'3 1/2"

MT. HOOD RELAYS
April 23, 1973

2-MILE WALK

1. Rob Frank	OCE	15:13.64
2. Keith Wolfe	SOC	15:51.58
3. Scott Massenger	Unatt.	16:27.54
4. Wilt Jackson	L & C	16:57.63
5. Doug Vermeer	MHCC	17:16.83
6. Steve Nabors	OC	18:41.61
7. Don Jacobs	PTC	19:01.10

SHOT PUT

1. Dave Paul	MTC	49' 6"
2. Sam Read	SFCC	48' 3-1/4"
3. Scott Crawford	SCC	48' 1-1/2"
4. Ron Hall	CBC	46' 11-1/2"
5. Rick Icenogle	MHCC	46' 9-1/2"
6. Carl Rose	ECC	46' 2-1/2"

120 HIGH HURDLES

1. Jerry Brown	OSU JV.	14.83
2. Ed Larkin	SFCC	14.85
3. Larry Linn	Everett	14.89
4. Rich Marineau	SWOCC	14.98
5. Jim Rehberg	MTC	15.20
6. Keith Baker	MHCC	15.51
****Doug Roward	ECC	****15.29

****qualifies for states

2-MILE RELAY

1. Spokane CC	7:43.07
2. OSU JV.	7:47.19
3. Monmouth TC	7:48.94
4. Lane CC	7:49.51
5. Bellevue CC	7:50.82
6. Spokane Falls CC	7:56.25

440 RELAY

1. Monmouth TC	42.11
2. SFCC	42.50
3. SCC	42.58
4. PTC	42.82
5. Everett CC	43.34
6. Bellevue	43.39

MILE RELAY

1. SCC	3:17.10
2. Lane CC	3:20.94
3. Monmouth	3:21.03
4. Highline	3:25.23
5. PTC	3:26.25
6. MHCC	3:26.47

JAVELIN

1. Curt Heide	OSU	223' 6"
2. Mike Danials	LCC	222' 2"
3. Mike Helsby	PTC	216' 9"
4. Pat Martindale	PTC	211' 9"
5. Denny Ellis	MTC	207' 11"
6. Ken Kramer	ECC	202' 6"

DISTANCE MEDLEY

1. SCC	10:13.81
2. Lane CC	10:18.61
3. Bellevue CC	10:19.10
4. Monmouth	10:21.06
5. Everett CC	10:33.01
6. PTC	10:36.39

HIGH JUMP

1. Scott Wilbrecht	OSU	6' 9"
2. Glen Stone	OSU	6' 9"
3. Neil Erickson	PTC	6' 6-3/4"
4. Guy Mitchell	SCC	6' 6-3/4"
5. Ron Altishin	MHCC	6' 4-3/4"
6. Dave Stephena	MTC	6' 4-3/4"
6. Duane Tuerke	SCC	6' 4-3/4"

LONG JUMP

1. Devin Brown	SFCC	22' 10-3/4"
2. Jim Rehberg	MTC	22' 4"
3. Ron Altishin	MHCC	22' 1-1/4"
4. Dave Stephens	MTC	22' 1/4"
5. Rich Martineau	SWOCC	21' 9"
6. John Wells	HCC	21' 8-1/2"

SPRINT MEDLEY

1. PTC	3:29.94
2. Lane CC	3:31.51
3. Spokane CC	33:32.80
4. OSU JV.	3:33.30
5. Monmouth	3:35.18
6. SWOCC	3:35.29

880 RELAY

1. Monmouth	1:27.20
2. Spokane CC	1:27.64
3. SFCC	1:29.84
4. Lane CC	1:30.04
5. Bellevue	1:30.11
6. Highline	1:30.25

Mt. Hood Relays
Page 2

4-MILE RELAY

1.	SFCC	17:21.39
2.	Lane CC	17:28.72
3.	MHCC	17:31.80
4.	PTC	17:35.53
5.	Spokane CC	17:47.85
6.	Everett CC	18:08.93

DISCUS

1.	John Bakkenson	PTC	173' 4-1/2"
2.	Mark Crull	SFCC	157' 1"
3.	Ray Hanesn	SCC	152' 11-1/2"
4.	Carl Rose	ECC	152' 9"
5.	Scott Crawford	SCC	146' 11"
6.	Scott Thompson	BCC	140' 4-1/2"

TEAM SCORES

1.	Spokane CC	70-1/2
2.	Spokane Falls CC	69
3.	Monmouth	64-1/2
4.	OSU JV.	52
5.	Lane CC	48
6.	PTC	48
7.	MHCC	30
8.	Everett CC	19
9.	Bellevue CC	18
10.	SWOCC	15
11.	George Fox	14
12.	Highline CC	6
13.	Columbia Basin	4
14.	Olympic	3

POLE VAULT

1.	Ron Soliday	SFCC	15'
2.	Ted Davis	SWOCC	15'
3.	Millo Pipkin	ECC	14' 6"
4.	Ron Anderson	MHCC	14' 6"
5.	Rick Wiedmaier	OSU	14'
6.	Jayne Owens	OC	14'

TRIPLE JUMP

1.	Randy Winston	GF	47' 5-1/4"
2.	Darryl Winchester	MHCC	47' 3-3/4"
3.	Al Davis	BCC	46' 11-1/4"
4.	Nark Halland	GF	46' 10-1/2"
5.	Everett Cunningham	OC	45' 4-1/4"
6.	Herman Brame	PTC	44' 11-1/4"

Jan 80

MT. HOOD RELAYS

ENTRY FORM:

TEAM George Roy

Please list the first and last name of your entries in each event. Also please list best 120 H.H. time and known times for relays if you have them. Entry Deadline, Wednesday, April 18, 73.

✓ Long Jump	<u>Randy Winston</u>	<u>(Eb Buck)</u> ¹⁹⁻¹¹	Alt. <u>Dean Matson</u>
✓ Triple Jump	<u>Mark Halland</u>	<u>Randy Winston</u>	Alt. <u>Dean Matson</u>
✓ High Jump	<u>Mark Halland</u>	<u>Randy Winston</u>	Alt. _____
Shot Put	<u>Rod Brown</u>	<u>Ken Royal</u>	Alt. _____
Discus	<u>Ken Royal</u>	<u>Del DiHas</u>	Alt. <u>(Rod Brown)</u>
Javelin	<u>Eb Buck</u> 190-4	<u>Del DiHas</u> 170-4	Alt. _____
Pole Vault	<u>Ken Lillie</u>	_____	Alt. _____
120 H. Hurdles	<u>Dean Matson</u> 15.9	_____	Alt. <u>Tim Weaver</u>
2 Mile (4x880)	_____	_____	T. _____

440 Relay (4x110)	<u>Mark Halland</u>	<u>Tim Weaver</u>	T. <u>43.6</u>
	<u>Randy Winston</u>	<u>John Koroma</u>	

Mile Relay	_____	_____	T. _____
------------	-------	-------	----------

Distance Medley	_____	_____	T. _____
(3/4, 1/4, 1/2, 1/4)	_____	_____	

Sprint Medley	_____	_____	T. _____
(220, 220, 440, 880)	_____	_____	

880 Relay (4x220)	<u>Mark Halland</u>	<u>Tim Weaver</u>	T. _____
	<u>Randy Winston</u>	<u>John Koroma</u>	

4 Mile Relay 4x 1 mile	_____	_____	T. _____
	_____	_____	

Coach Rich Allen

Alland - 11.5
 Weaver - 10.7
 Winston 10.6
 Koroma - 21.4

2 44.2 1:30.5

mt. HOOD

RELAYS

4 22.6
90.1

22.9
45.8

44-6.5
29-8

45.1
52.9
52.2

1973

Mark	22.9
Tim	45.1
Randy	68.7
	90.3

68.7
45.1
53.6

90.3
68.7
21.6

30
17.2
12 10

22.9 Mark
 52.2 Tim
 - 23.6 Randy
 51.6 John

④ Mark

Jump 17-2

Step 30
12-10

Top

-46-9
16-9

16-3

29+8
13 5

-44-6 1/2
14 10 1/2

Sarah 18-4

10 8

30-4
12

47-3
1

30-3
12 7

46-10 1/2
16 7 1/2

① Randy

Jump

Step

Top

15-9

31-6
15 9

46-7
15-1

17
17

31-8
14-8

47-5 1/2
5 8

MT. HOOD RELAYS

April 21, 1973

PARTICIPATING SCHOOLS: Clackamas C.C., Clatsop C.C., Bellevue C.C.,
Columbia Basin J.C., Chemeketa C.C., Everett C.C.,
Highline C.C., George Fox, Lane C.C.,
Monmouth T.C., O.S.U. J.V., Olympic C.C.,
Portland T.C., Spokane C.C., Spokane Falls C.C.,
Umpqua C.C., Yakima J.C., Mt. Hood C.C.

TIME SCHEDULE

12 Noon	Long Jump, Shot Put, Javeline, Pole Vault. (Discus and Triple Jump follow the Shot Put and Long Jump respectively)
12:15 p.m.	2 Mile Walk
1:00	120 yd. High Hurdles
1:10	2 Mile Relay (4x880)
1:30	440 Relay (4x110)
1:30	High Jump
1:40	Mile Relay
1:55	Distance Medley (3/4, 440, 880, mile)
2:15	Sprint Medley (220, 220, 440, 880)
2:30	880 Relay (4x220)
2:40	4 Mile Relay (4x 1 mile)

MEET INFORMATION

Each team is allowed two (2) men in all field events and one (1) entry in the 120 yd. High Hurdles.

A limit of 4 events shall be allowed each participant.

Scoring: Six places will be scored in all events, field and relays. Scoring is 10-8-6-4-2-1

Spikes and blocks: 1/4" spikes are required on the track and all run ways. Blocks are provided.

Dressing: Dressing rooms are located on the west side of the gym in the Men and Women's dressing rooms. Towels will be provided. Each team is responsible for their own valuables.

Awards: Team trophy for the high scoring team.

Warm Up & Team Areas -- Warm up area is on the east straight away. All athletes must set in east bleachers when not competing.

MT. HOOD RELAY MEET RECORDS

LONG JUMP	Luther Goin	Mt. Hood	24'8"	1969
HIGH JUMP	Scott Wilbracht	OSU J.V.	6'8"	1972
SHOT PUT	Bill Winchester	PSU J.V.	52'1"	1972
DISCUS	John Bakkensen	PTC	176'	1970
JAVELIN	Les Tipton	PTC	236'4½"	1971
TRIPLE JUMP	Joe Ortega	Staters TC	46'11"	1970
POLE VAULT	Ed Lipscomb	STC	16'6"	1972
120 H HURDLES	Scott Couch	MHCC	15.0	1972
	Whit Baker	Staters TC	15.0	1970
2 MILE RELAY		LANE	7:46.1	1970
440 RELAY	Couch, Clingman Hill, Peterson	Mt. Hood	42.1	1972
MILE RELAY		Portland TC	3:21.1	1970
DISTANCE MEDLEY		Portland TC	10:24.4	1972
SPRINT MEDLEY	McAbee, Smith Hill, McMillan	P.T.C.	3:31.3	1972
880 RELAY	Smyth, North Terry, Goin	Mt. Hood	1:30.01	1969
4 MILE RELAY	Cozart, Carmody Quinnell, Bombardier	Highline CC	17:55.6	1972
2 MILE WALK	Steve Tyrer	OCE	13:59.58	1972

Mt Hood Relays 1973

Long Jump prelims 12 P M - seven to finals

Flight 1

order	name
1	Devin Brown SFCC
2	Bob Hammer UCC
3	Jim Frank OSU JV
4	Art Spooner CBC
<u>5</u>	<u>Ed Buck GF</u>
6	Jim Barr MTC

Flight 2

1	Jim Rehberg MTC
2	Jim Hensuark Chem CC
<u>3</u>	<u>Randy Winston GF</u>
4	Ron Marineau SWOCC
5	John Smith ECC
6	John Spakousky UCC

Flight 3

1	Jeff Hampson LCC
2	Neil Erickson PTC
3	Ron Soliday SFCC
4	Gerald Singletary SFCC
5	Tom Walsh MHCC
6	Clint Hall SCC

Flight 4

1	Ron Altishin MHCC
2	*Wayne Baseden STC
3	John Wells HCC
4	Greg Jones CBC
5	Rob Russell OC
6	Jack Kuhns ChemCC

Flight 5

1	Mike Sept CCC
2	Ron Viebrock SCC
3	Greg Sawyer PTC
4	Mike Crowley SWOCC
5	Bob Mosley LCC
6	Chris Gillette BCC
7	Evert Cunningham OC

* Non Scoring

Mt. Hood Relays 1973

Triple Jump prelims -- follows Long Jump -- seven to finals

Flight 1

order	name	school
1	Jim Rehberg	MTC
2	Greg Saunders	LCC
3	Wes Little	CCC
4	Jim Housen	PTC
5	*Bill Boyce	STC
6	Bob Hammer	UCC

Flight 2

1	Rick Schoenfeldt	ECC
2	Ed Buck <i>Randy Winston</i>	GF
3	Evert Cunningham	OC
4	Daryl Winchester	MHCC
5	Herman Brame	PTC
6	Lloyd Scott	SCC

Flight 3

1	Al Davis	BCC
2	Mile Cameron	CCC
3	John Spakousky	UCC
4	Mark Halland	GF
5	Phil Hurt	SFCC
6	Rich Marineau	SWOCC

Flight 4

1	Dave Hagland	OC
2	*Wayne Basden	STC
3	Perry Roper	SWOCC
4	Jeff Hampson	LCC
5	Jack Kuhns	ChemCC
6	Tom Tennis	BCC
7	Devin Brown	SFCC

Mt Hood Relays 1973

High Jump prelims - 1 P M

Jump in order with 3 jumpers going at all times

Flight 1

order	name	school
1	Sig Jensen	PTC
2	Scott Wilbract	OSU JV
3	Greg Mitchell	SCC
4	Rick Schoenfeldt	ECC
5	Neil Erickson	PTC
6	Chris Roberts	STCC
7	Dave Hegland	OC
8	Andrew Loisellet	ChemCC
9	Doug Croskell	SWOCC
10	Bruce Entriken	ECC
11	Bob Klingenberg	UCC
12	Barry Bogart	LCC
13	Chris Gillette	BCC
14	Stan Fisher	MTC
15	Dave Stephens	MTC
16	Mark Holland	CF
17	Duane Tuerke	SCC
18	Larry Calloway	LCC
19	Ron Altishin	MHCC
20	Ron Boschoit	CF
21	Gary Cops	ChemCC
22	Warren Holiday	SWOCC
23	Glen Stone	OSU JV
24	Al Davis	BCC

Mt Hood Relays 1973

Shot Put - 12 P M

Flight 1

order	name	school
1	Rod Brown	GF
2	Mark Crull	SFCC
3	James Long	ChemCC
4	Ken Royal	GF
5	Jack Fisher	OC

38' 11 1/2"

Flight 2

1	Dave Paul	MTC
2	Ray Hansen	SCC
3	Sam Read	SFCC
4	Doyle Kennedy	MTC
5	Jim Housen	PTC

Flight 3

1	Carl Rose	ECC
2	Pat Healy	MHCC
3	John White	LCC
4	Terry Shaffer	CCC
5	Scott Crawford	SCC

Flight 4

1	Doug Lane	LCC
2	Bruce Phillips	ECC
3	Jim Smith	OC
4	Ron Hall	CBC
5	Rick Icenogle	MHCC

Mt Hood Relays 1973

Discus - follows Shot Put

Flight 1

order	name	school
1	Dwight Midles	ECC
2	Ken Royal	GF
3	Mike Anderson	MHCC
4	Doyle Kennedy	MTC
5	Scott Crawford	SCC

Flight 2

1	John Bakkensen	PTC
2	Scott Thompson	BCC
3	Carl Rose	ECC
4	Dell Dittus	GF
5	Craig Phelps	CCC

127-2½

Flight 3

1	Rick Hall	CBC
2	Jim Housen	PTC
3	Doug Lane	LCC
4	Terry Shaffer	CCC
5	Sam Read	SFCC

Flight 4

1	Ken Gregory	SWOCC
2	John Love	CBC
3	Ray Hansen	SCC
4	Laren Zastoupil	ChemCC
5	Dave Stephens	MTC

Flight 5

1	Daryl Frost	UCC
2	Jack Fisher	OC
3	Mark Crull	SFCC
4	Larry Davison	MHCC
5	Ron Ladd	LCC

Mt Hood Relays 1973

Javelin 12 P M

Flight 1

order	name	school
1	Kevin Koreis	OC
2	Wayne Cook	SWOCC
3	*Doug Winkins	STC
4	Steve Maryanski	LCC
5	James Hinsuark	ChemCC
6	Mike Madlin	OC
7	Ed Buck	GF

Flight 2

1	Steve Downy	CBC
2	Doug Hall	HCC
3	Dell Dittus	GF
4	Mike Danials	LCC
5	Ken Kramer	ECC
6	Denny Ellis	MTC
7	Tom Tennis	BCC

Flight 3

1	Loren Zastoupil	ChemCC
2	Doug Watson	CCC
3	Bob Krause	SFCC
4	Phil Bettin	SWOCC
5	Pat Martindale	PTC
6	Curt Heide	OSU JV
7	Gary Cook	CCC

Flight 4

1	Doug Brock	CBC
2	Jerry Dulek	ECC
3	Ed Fadel	MTC
4	Jerry Thompson	MHCC
5	Mike Halsby	PTC
6	John Knez	MHCC
7	Mark Metcalf	UCC

Mt Hood Relays 1973

Pole Vault

order	name	team
1	Mike Mikos	ECC
2	Ron Soliday	SFCC
3	Jim Housen	PTC
4	Paul Ernst	BCC
5	Milo Pipkin	ECC
6	Dave Hegan	HCC
7	Ted Davis	SWOCC
8	Jayme Owens	OC
9	Syd Kosmilki	UCC
10	Merle Tabor	UCC
11	Steve Ross	BCC
12	Rick Wiedmaier	OSU JV
13	Ron Anderson	MHCC
14	Del Perkin	HCC
15	Clint Healey	PTC
16	Ken Lillie	GF
17	Dave Earsley	LCC
18	Kevin Litwiller	SCC
19	Jim Hargrove	OSU JV
20	Mike Teig	MHCC
21	Dennis Pennington	MTC
22	Jerry Aleksa	SWOCC
23	Mike Cameron	CCC

Mt Hood Relays 1973

2 Mile Walk - 12:15 P M

Lane	name	team
1	Steve Nabors	OC
2	Bill Richards	BCC
3	Doug Vermeer	MHCC

120 High Hurdles - 1 P M Score 6 fastest times

Heat 1

Lane	name	team
1	Jim Rehberg	MTC
2	Ed Larkin	BCC
3	Mark DuBose	LCC
4	Keith Baker	MHCC
5	Mike Murray	SCC
6	Jerry Brown	OSU JV
7	Greg Barber	BCC
8	Rich Marineau	STOCC

Heat 2

1	Joe Clingman	PTC
2	Dean Matson	GF
3	Robert Howell	CCC
4	Terry Graves	HCC
5	Cameron House	ChemCC
6	Tom Mariner	OC
7	Jim Vale	CJC
8	Larry Lian	ECC

2 Mile Relay - 1:10 P M

Heat 1

Lane	school
1	Spokane CC
2	Monmouth TC
3	Lane CC
4	Spokane Fall CC
5	Highline CC
6	Mt Hood CC
7	Portland TC

Heat 2

Lane	school
1	Southwestern Oregon CC
2	Umpqua CC
3	Clark JC
4	Chemeketa CC
5	Bellevue CC
6	Oregon State JV
7	Evert CC

Mt Hood Relays 1973

440 Relay - 1:30
(4 x 110)

Heat 1

Lane	Team
1	Highline CC
2	Monmouth TC
3	Bellevue CC
4	Lane CC
5	Spokane Falls CC
6	Spokane CC
7	Mt Hood CC
8	George Fox

Heat 2

1	Clackamas CC
2	Olympic College
3	Columbia Basin College
4	Chemeketa CC
5	Portland TC
6	Evert CC
7	Umpqua CC
8	Southwestern Oregon CC

Mile Relay - 1:40
(4 x 440)

Heat 1

Lane	Team
1	Spokane Falls CC
2	Monmouth TC
3	Lane CC
4	Spokane CC
5	Mt Hood CC
6	Portland TC

Heat 2

1	Chemeketa CC
2	Oregon State JV
3	Highline CC
4	Southwestern Oregon CC
5	Columbia Basin College
6	Evert CC

Distance Medley - 1:55
(3/4, 1/4, 1/2, 1 mile)

Lane	Team
1	Portland TC
2	Bellevue CC
3	Lane CC
4	Monmouth TC
5	Evert CC
6	Spokane CC
7	Clackamas CC
8	Southwestern Oregon CC
1A	Clark JC
2A	Umpqua CC
3A	Mt Hood CC
4A	Highline CC

Sprint Medley - 2:15
(220, 220, 440, 880)

Heat 1

Lane	Team
1	Spokane Falls CC
2	Evert CC
3	Spokane CC
4	Portland TC
5	Lane CC
6	Highline CC
7	Monmouth TC

Heat 2

1	Chemeketa CC
2	Mt Hood CC
3	Clackamas CC
4	Southwestern Oregon CC
5	Umpqua CC
6	Highline CC
7	Olympic College

Mt Hood Relays 1973

880 Relay - 2:30
(4 x 220)

Heat 1

Lane	Team
1	Mt Hood CC
2	Spokane CC
3	Lane CC
4	Bellevue
5	Monmouth TC
6	Spokane Falls
7	Portland TC

Heat 2

1	Columbia Basin College
2	Clackamas CC
3	Evert CC
4	Highline CC
5	George Fox
6	Southwestern Oregon CC
7	Chemeketa CC

4 Mile Relay - 2:40

Lane	Team
1	Monmouth TC
2	Spokane Falls CC
3	Mt Hood CC
4	Spokane CC
5	Chemeketa CC
6	Umpqua CC
7	Southwestern Oregon CC
8	Portland TC
1A	Highline CC
2A	Evert CC
3A	Lane CC
4A	Oregon State JV
5A	Lane TC

10-8-6-4-2-1

LINFIELD INVITATIONAL TRACK AND FIELD MEET 1973

2 Mile Walk: 1) Keith Wolf, SOC. 16:06.8; 2) Doug VerMaer, MHCC. 17:19.0; 3) Ken Fowler, PTC 18:48.6

3000 Meter Steeplechase: 1) Jay Frentress, Lin. 9:26.3 (New Event-New Record) 2) Steve Henson, Lin. 10:10.5 3) Eric Lewis, PTC. dnf.

440 Relay: 1) Linfield, 43.1 (New Record) 2) George Fox, 43.6 3) Portland Track Club, 44.0; 4) Clackamas C.C. 45.5

8

ONE MILE RUN: 1) John Ristau, PTC. 4:22.5; 2) Rob Ray, Lin. 4:24.9; 3) Curt Ankeny, G.F. 4:25.3; 4) Vince Obersinner, Clack. 4:28.4; 5) Steve Bond, Lin. 4:29.9

120 H.H.: 1) Ray Struve, Lin. 15.1 (New Record) 2) Dave Garton, Lin. 15.7; 3) Robert Howell, Clack. 15.8; 4) Steve Rodney, Lin. 15.9; 5) Jim McAbee, PTC. 15.9; 6) Greg Sawyer, PTC. 16.0

SHOT PUT: 1) Toby Robillard, Lin. 50-1.50 (New Record) 2) Jim Housen, PTC. 47-9; 3) Ken Cutcher, LIN. 46-1.50; 4) Pat Martindale, PTC. 40-1.50; 5) Paul Neubauer, LIN 39-9.25; 6) Red Brown, G.F. 39-5.75

1

HIGH JUMP: 1) Roger Robbins, Clack. 6-4.50; 2) Dennis Durham, PTC. 6-4.50; 3) Mark Halland, G.F. 6-4.50; 4) John Bartlett, Lin. 6-4.50; 5) Randy Winston, G.F. 6-0; 6) Randy Carter, Lin. 5-10

6-2

JAVELIN: 1) Pat Martindale, PTC. 203-10 (New Record) 2) Mark Metcalf, UMP. 197-6; 3) Ed Buck, G.F. 191-4; 4) Dell Dittus, G.F. 181-5; 5) Jim Housen, PTC. 181-1; 6) Dean Cartmill, LIN. 160-0

6-4

440: 1) Carl Shaw, Lin. 49.0 (New Record); 2) Stew Minors, Lin. 50.2; 3) Taly Mundo, NEN. 50.6; 4) Jay Hill, PTC. 51.0; 5) Marty Curtis, Lin. 51.5 and Pat Hille, Clack. CC 51.5 (2th place tie)

LONG JUMP: 1) Mark Halland, G.F. 22-4.50 2) Randy Winston, G.F. 22-1.25; 3) Randy Carter, Lin. 21-7.50; 4) Mike Sept, Clack. 20-8; 5) Ed Buck, G.F. 20-5; 6) John Spakousky, UMP. 20-2

10-8-2

100: 1) Gerald King, Lin. 9.8 (New Record) 2) Keith Lazelle, Lin. 9.9; 3) John Koroma, G.F. 10.0; 4) Randy Carter, Lin. 10.2; 5) Lynn Eves, PTC and Mark Halland, G.F. 10.3

6-1 1/2

POLE VAULT: 1) Mike Standridge, Lin. 14-0 (New Record) 2) Ken Lillie, G.F. 13-0; 3) Paul Rosser, PTC. 13-0; 4) Sid Kosmicki, UMP. 13-0; 5) Stover Harger, Unatt. 13-0; 6) Jim Housen, PTC. 13-0

8

380: 1) Don McMillan, PTC. 1:55.9 (New Record) 2) Spencer Baldwin, Unatt. 1:56.5 3) Dave Nickelson, Lin. 1:56.6; 4) Mike Oft, PTC, 1:58.0; 5) Bert Lippert, Lin. 1:59.2; 6) Dean Matson, G.F. 2:02.4

1

440 I.H.: 1) Chris Knudsen, Lin. 55.7 (New Record) 2) Tim Weaver, G.F. 55.9; 3) Ray Struve, Lin. 56.1; 4) Dave Garton, Lin. 56.8; 5) Gary Smith, PTC. 56.8 6) Fred Christianson, Clatsop. 58.2

8

220: 1) Keith Lazelle, Lin. 22.4; (New Record) 2) Lynn Eves, PTC. 22.7; 3) Randy Carter, Lin. 22.7 4) John Koroma, G.F. 23.0; 5) Taly Mundo, Lin. 23.0 6) Ron Lewis, Lin. 24.0

4

DISCUS: 1) John Bakkenon, PTC. 175-1 (New Record) 2) Toby Rebillard, Lin. 145-2.5; 3) Ken Cletcher, Lin. 137-3; 4) Jim Housen, PTC. 133-10.50; 5) Doll D1ctua, J.F. 132-5.50; 6) Darryl Frost, UMF. 119-3

2

RIPLE JUMP: 1) Randy Winston, G.F. 45-11.50; 2) Mark Halland, G.F. 45-5.75; 3) John Bartlett, Lin. 43-5; 4) Mike Cameron, Clack. 40-7; 5) Eb Buck, G.F. 40-5.50; 6) Wes Little, Clack. 40-1.50

10-8-2

MILE: 1) Curt Ankeny, G.F. 14:19.2 (New Record); 2) Bill Carley, PTC. 14:31.8 3) Randy Huskey, Clack. 15:03.0; 4) Bob Ray, Lin. 15:16.9; 5) Steve Jensen, Lin. 15:39.6; 6) Greg Jacob, Unatt. Nt.

MILE RELAY: 1) Linfield, 3:21.0 (New Record); 2) George Fox, 3:27.7; 3) Portland Tract Club, 3:29.4; 4) Umpqua C.C., 3:35.2; 5) Clackamas C.C., No Time

8

TEAM SCORE

ENT	CLATSOP C.C.	CLATSOP	GEORGE FOX	LINFIELD	PORTLAND T.C.	UMF. C.C.
100 Mt. Steeple:	0/0	0/0	0/0	18/18	0/0	0/0
40 Relay	4/4	0/0	8/8	10/28	6/6	0/0
1 Mile Run	4/8	0/0	6/14	10/38	10/16	0/0
100 H.H.:	6/14	0/0	0/14	22/60	3/19	0/0
Shot Put	0/14	0/0	1/15	18/78	12/31	0/0
High Jump	10/24	0/0	8/23	5/83	8/39	0/9
100 yd	0/24	0/0	10/33	1/84	12/51	8/0
100	1.50/25.50	0/0	0/33	25.50/109.50	4/55	0/0
100 yd	0/25.50	0/0	20/53	6/115.50	0/55	1/9
100	0/25.50	0/0	7.50/60.50	22/137.50	1.50/56.50	0/9
100 yd	0/25.50	0/0	8/68.50	10/147.50	7/64.50	4/13
100	0/25.50	0/0	1/69.50	8/155.50	12/76.50	0/13
100 yd	0/25.50	1/1	8/77.50	20/175.50	2/78.50	0/13
100	0/25.50	0/1	4/81.50	19/194.50	8/86.50	0/13
100 yd	0/25.50	0/1	2/83.50	14/208.50	14/100.50	1/14
100 yd	5/30.50	0/1	20/103.50	6/214.50	0/100.50	0/14
100 yd	6/36.50	0/1	10/113.50	6/220.50	8/108.50	0/14
100 yd	2/38.50	0/1	8/121.50	10/230.50	6/114.50	0/14

PLEASE RETURN BY WEDNESDAY NIGHT-APRIL 25

WE WILL FURNISH DRESSING FACILITIES AND TOWELS IF YOU WILL INDICATE IN YOUR ENTRY FORM THE NUMBER OF PEOPLE PLANNING TO DRESS HERE.

1:00	POLE VAULT	Ken Lilly	13-0		
63.57	SHOT PUT	Rod Brown	40-11		
3 3/4		Ken Royal	40-2		
99	DISCUS (follows shot put)	Ken Royal	139-0	(Rod Brown)	
71.5		Del Dittus	127-3		
71.0 (72.0)	Long JUMP	Mark Halland	22	Ed Buck	21
72.0		Randy Winston	21-9		
72.2	TRIPLE JUMP	Randy Winston	47-6		
72.4	(follows Long Jump)	Mark Halland	47-10	Ed Buck	40-3
72.2	JAVELIN	Ed Buck	208		
72.2		Del Dittus	191-9		
69.4	HIGH JUMP	Mark Halland	6-4	Ron Boschult	5-8
44.4.3		Randy Winston	6-4		

1:00 2 MILE WALK EXHIBITION

Mile Relay (52.5)
52.7
52.3 (51.5) 3:29.7
51.3
51.2

1:30 3000 Meter STEADY PACE

~~Eto Bute~~

L 1:45	440 RELAY	11.6	10.7	11.1	10.2	43.6
		Halland	Weaver	Winston	Koroma	
1:50	ONE MILE	4 Buck	Curt Ankang	4:27	Dave Hamilton	4:46
		4:25.3	4:18.6	4:10.3	4:01.6	
2:00	HIGH HURDLES				Tim Weaver	16.1
2:15	440	Matt Heathco	51.6			
		Mike Wirta	—			
2:25	100	John Koroma	10.0			
		Mark Halland	10.3			
2:30	DEDICATION CEREMONY FOR NEW TRACK FACILITY					
2:45	880	Eb Buck	2:01.2	Dean Matson	—	
		Matt Heathco	—			
2:55	440 I.H.	Tim Weaver	55.8			
		Steve Gullley	61.9			
3:05	220	John Koroma	22.8			
3:15	3 MILE	Curt Ankang	14:26.8	Dave Hamilton	—	
3:30	MILE RELAY	We will have a team				

Eb 27.5, 58.1, 1:30, 2:05.1

Matt + Dean 26.1, 56.5, 1:28.6, 2:02.3

Weaver 26.2, 40.5, 55.9

Gullley 27.9, 44.0, 59.3

BRUIN TRACK 1973

- 16 1. Ankeny, Curt ⁶ Mile - ¹⁰ 3 Mile
4:25.3 14:19.3
2. Boschutt, Ron High Jump / did not clear opening
5-10
- 1 3. Brown, Rod ¹ Shot - Discus
39-5³/₄
- 10 4. Buck, Eb - ⁶ Javelin, ² Long Jump - ² Triple jump - 880
191-9 20-5 40-5¹/₂
- 6 5. Dittus, Del - ⁴ Javelin - ¹² Discus
181-5 132-2¹/₂
6. Gulley, Steve - Int. Hurdles 59.5
- 29¹/₂ 7. Halland, Mark - ² 440 Relay - ⁶ HJ - ¹⁰ LJ - ⁸ TJ - ^{1¹/₂} 100 - ² mile relay
11.6 6-4¹/₂ 22-4¹/₂ 45-5³/₄ 10.3 52.9
8. Hamilton, Dave —
9. Heathco, Matt - 880 (4:10)
2:02.4
- 14 10. Koroma, John - ² 440 Relay - ⁶ 100 - ⁴ 220 - ² (mile relay)
10.2 10.0 23.0 52.3
- 8 11. Lillie, Ken - ⁸ Pole vault
13-0
- 1 12. Matson, Dean - ¹ 880
2:02.4
13. McCurdy, Cliff —
14. Royal, Ken - ~~Shot Discus~~ Ill
- 12 15. Weaver, Tim - ² 440 Relay - ⁸ HH, Int. Hurdles - ² mile relay
10.7 16.1 55.9 51.3
- 24 16. Winston, Randy - ² 440 Relay - ²¹ HJ - ⁸ LJ - ¹⁰ TJ - ² mile relay
11.1 6-0 22-1¹/₂ 45-11¹/₂ 51.2
- 21¹/₂ 17. Wirta Mike - ~~440~~ ?

Hammer
R. Brown 109-6- 6-4-3-2-1

George Fox College

May 5, 1973

Event	FIRST Name/Sch.	Mark	SECOND Name/Sch.	Mark	THIRD Name/Sch.	Mark	FOURTH Name/Sch.	Mark	FIFTH Name/Sch.	Mark	CCC	GF	PU	PTCSW
* 6 Mile	Ankeny GFC	30: 15.3	Winkelman SWOCC	36: 00.5	Petrone SWOCC	53: 46.0					0	6	0	7
Brown 37-11 Royal 34-7 1/2 Shot	Bowman, Dave PU	43: 6 3/4"	Kent PU	42: 7 1/2"	Ausmus PU	41: 6 1/4"	Dittus GFC	39: 6"	Lippencott PU	39: 4 1/2"	0	2	10	0
Pole Vault	Davis, Ted SWOCC	14: 8"	Lillie GFC	12: 6"	Mikolasy, B. PU	11: 6"	Goodell SWOCC	11: 6"			0	4	3	8
440 Relay	Dunn Street Sighting SWOCC	45.2	Holland Winston Gulley SWOCC	45.2	Pacific	45.9					0	4	3	6
Mile	Buck GFC	4: 41.9	Hamilton GFC	4: 45.3	Preston SWOCC	4: 46.5					0	10	0	3
* Javelin	Buck GFC	213: 9 3/4"	Dittus GFC	185: 11"	Bettin SWOCC	174: 1 3/4"	Cook SWOCC	159: 6 1/2"	Jones PU	144: 1 1/2"	0	10	1	5
Buck 19-7 1/2 Long Jump	Marineau SWOCC	21: 9 1/4"	Holland GFC	21: 3 1/2"	Winston GFC	21: 1 1/2"	Crowley SWOCC	20: 10 1/2"	R. Mikolasy PU	20: 4 1/2"	0	7	1	8
High Hurdles	Boyd, John Pacific	15.2	Marineau SWOCC	15.3	Christianson CCC	16.4	Weaver GFC	16.5	Gulley GFC	17.8	3	3	6	4
440	Stobie SWOCC	53.5	Goodell SWOCC	53.7	Dunn SWOCC	54.75	Clausen PU	58.5	Petrone SWOCC	1: 04.2	0	0	2	16
High Jump	Croskell SWOCC	6'2"	Winston GFC	6'0"	Beschult GFC	5'10"	Holaday SWOCC	5'10"			0	7	0	8
100	Holland GFC	10.2	Bixson SWOCC	10.2	Street SWOCC	10.5	Sighting SWOCC	10.8	Castleberry PU	10.9	0	6	1	9
880	Apling SWOCC	1: 58.1	Heathco GFC	1: 58.7	Jones PU	2: 00.0	McKeethen PU	2: 03.8	Matson GFC	2: 05.8	0	5	5	6
Discus	Bowman, Dave PU	142: 3 1/2"	Royal GFC	130: 10"	Dittus GFC	127: 0"	Ausmus PU	123: 8"	Gregory SWOCC	123: 2"	0	7	8	1
440 Int Hurdles	Dixon, J.C. SWOCC	54.9	Weaver GFC	55.3	Boyd PU	56.75	Christianson CCC	57.6	Gulley GFC	1: 01.3	2	5	3	6
220	Street SWOCC	23.9	Sighting SWOCC	24.0	Dunn SWOCC	24.25	Leggroan PU	24.9	Affrenow PTC	25.4	0	0	2	13
3 Mile	Ankeny GFC	15: 08.7	Statten SWOCC	16: 03.1	Davies SWOCC	16: 26.5	Hamilton GFC	16: 39.6	Buck GFC	17: 01.7	0	9	0	7
Mile Relay	SWOCC	3:31.4	George Fox	3:36.5							0	4	0	6
Triple Jump	Holland GFC	47: 5"	Winston GFC	46: 1 1/2"	Marineau SWOCC	44: 0"	Crowley SWOCC	43: 7"	Roper SWOCC	42: 11"	0	5	10	6
* School Record											TOTALS			

6-36.8
44-32.9
44-53.5
44-53.3

Buck
40-7 1/2 4

5 99 49 1 117

6 mi
I H
Jav

May Day

BRUIN TRACK 1973

- 12 ✓ 1. Ankeny, Curt ^{1st} 6 mile - ^{1st} 3 mile
- 3 ✓ 2. Boschutt, Ron ^{3rd} HJ (LJ) Mtz
- No 3. Brown, Rod Shot Discus Hammer
- 3 ✓ 4. Buck, Eb ^{1st} Javelin ^{1st} Mib LJ TJ ^{5th} ~~3 mile~~ ~~(mile relay)~~
- 9 15. Dittus, Del ^{2nd} Javelin ^{3rd} Discus ^{4th} Shot Mtz
- 10 6. Gulley, Steve ⁶ I H ⁶ H H (mile relay) ^{2nd} 440 relay
- 17 No 7. Halland, Mark ^{2nd} 440 Relay ^{1st} 100 ^{2nd} HJ LJ TJ ^{1st} ~~(mile relay)~~
- MC 6 ✓ 8. Hamilton, Dave ^{2nd} mib - ^{4th} 3 mib
- 5 ✓ 9. Heathco, Matt ^{2nd} 880 ^{2nd} (Mib Relay)
- ~~10. Koroma, John~~ ~~440 Relay - 100 - 220 (Mib Relay)~~
- 4 ✓ 11. Lillie, Ken ^{2nd} PV ~~(Mib Relay)~~ Mtz
- 2 12. Matson, Dean ^{5th} 880 ^{2nd} (Mib Relay)
- ~~13. McCurdy, Cliff~~
- 4 No 14. Royal, Ken Shot ^{2nd} Discus Mtz
- 8 ✓ 15. Weaver, Tim ^{2nd} 440 Relay ^{4th} H H ^{2nd} I H (mile relay)
- 12 16. Winston, Randy ^{2nd} 440 Relay ^{3rd} LJ ^{2nd} TJ ^{2nd} HJ ~~440~~

9
7

98
76
22

HEAT, FLIGHT AND LANE ASSIGNMENTS

May Day Track Meet

May 5, 1973

SHOT - 1:30

F-I: Dave Bowman, PU; Chad Kent, PU; Bill Ausmus, PU; Rod Brown, GFC; Ken Royal, GFC.

F-II: Dan Lippencott, PU; Dell Dittus, GFC; Ken Gregory, SWOCC; Lou Petrone, SWOCC.

JAVELIN - 1:30

Eb Buck, GFC; Dell Dittus, GFC; Phil Bettin, SWOCC; Wayne Cook, SWOCC; Brad Junes, CCC; Sonny Querry, SWOCC; Mike Jones, PU.

POLE VAULT - 1:30

Ted Davis, SWOCC; Ken Lillie, GFC; Bob Mikolasy, PU; Russ Mikolasy, PU; Stan Goodell, SWOCC.

HIGH JUMP - 1:30

Sig Jensen, PTC; Ron Boschult, GFC; Kent Clausen, PU; Warren Holaday, SWOCC; Doug Croskell, SWOCC; Randy Winston, GFC; Mark Halland, GFC.

LONG JUMP - 1:30

F-I: Mark Halland, GFC; Rich Marineau, SWOCC; Randy Winston, GFC; Mike Crowley, SWOCC; Gerry Castleberry, PU.

F-II: Rusty Leggroan, PU; Eb Buck, GFC; Russ Mikosasy, PU; Fran Sichting, SWOCC; Ron Boschult, GFC.

DISCUS - following javelin

Dave Bowman, PU; Ken Royal, GFC; Dell Dittus, GFC; Bill Ausmus, PU; Ken Gregory, SWOCC; Mike Howe, CCC; Rod Brown, GFC.

TRIPLE JUMP - following long jump

F-I: Mark Halland, GFC; Randy Winston, GFC; Rich Marineau, SWOCC; Perry Roper, SWOCC; Mike Crowley, SWOCC.

F-II: Eb Buck, GFC; Rusty Leggroan, PU; Gerry Castleberry, PU; Ken Stobie, SWOCC.

1 MILE - 1:30

Ron Staten, SWOCC; Tom Winkelman, SWOCC; Curt Ankeny, GFC.

440 RELAY - 2:15

- 2, Pacific (R. Mikolasy, R. Leggroan, G. Castleberry, J. Boyd)
3, George Fox (M. Halland, T. Weaver, R. Winston, J. Koroma)
4, SWOCC (B. Dunn, R. Street, J. Dixon, F. Sighting)

MILE - 2:25

Ron Borden, PTC; Eb Buck, GFC; Paul Haller, PU; Dave Hamilton, GFC; Steve Preston, SWOCC.

HIGH HURDLES - 2:35

- 1, Tim Weaver, GFC; 2, George Miller, CCC; 3, John Boyd, PU; 4, Rich Marineau, SWOCC;
5, Fred Christianson, CCC; 6, Steve Gulley, GFC; 7, Bob Sanford, SWOCC.

440 - 2:45

H-I: 2, Jim Jones, PU; 3, Randy Winston, GFC; 4, Pat McKeethen, PU; 5, Stan Goodell, SWOCC.

H-II: 2, Ken Stobie, SWOCC; 3, Kent Clausen, PU; 4, Bert Dunn, SWOCC; 5, Lou Patrone, SWOCC.

100 - 2:55

H-I: 2, Rod Street, SWOCC; 3, John Koroma, GFC; 4, J. C. Dixon, SWOCC; 5, Fran Sighting, SWOCC; 6, Mark Halland, GFC.

H-II: 2, Jack Coy, PTC; 3, Gary Smith, PTC; 4, R. Mikolasy, PU; 5, Art Affrenow, PTC; 6, Gerry Castleberry, PU.

880 - 3:05

1, Dave Ickert, JBJC; 2, Kent Clausen, PU; 3, Steve Preston, SWOCC; 4, Matt Heathco, PTC; 5, Dean Matson, GFC; 6, Pat McKeethen, PU; 7, Jim Jones, PU; 8, Ron Apling, SWOCC.

440 INTERMEDIATE HURDLES - 3:15

H-I: 3, Tim Weaver, GFC; 4, John Boyd, PU; 5, J. C. Dixon, SWOCC; 6, Fred Christianson, CCC.

H-II: 3, Gary Smith, PTC; 4, Steve Gulley, GFC; 5, Bob Sanford, SWOCC; 6, George Miller, CCC.

220 - 3:25

H-I: 2, John Koroma, GFC; 3, Rod Street, SWOCC; 4, Art Affrenow, PTC; 5, Rusty Leggroan, PU.

H-II: 2, Ken Stobie, SWOCC; 3, Bert Dunn, SWOCC; 4, Jack Coy, PTC; 5, Fran Sighting, SWOCC.

3 MILE - 3:35

Paul Haller, PU; Dave Hamilton, GFC; Tom Wilkelman, SWOCC; Eb Buck, GFC;
Jay Davies, SWOCC; Ron Statten, SWOCC; Curt Ankeny, GFC.

MILE RELAY - 3:55

2, SWOCC (S. Goodell, Wayne Cook, Ron Apling, J. Dixon)
3, George Fox

HAMMER - at conclusion of the meet

Ken Gregory, SWOCC; Rod Brown, GFC; Wayne Cook, SWOCC.

UNIVERSITY OF PUGET SOUND
TRACK AND FIELD 1973
UPS v. Seattle Pacific v. George Fox

				1 2		1			2	
				Meet	UPS	SPC	GFC	/	UPS	SPC
440 Relay:	1st-Elmore, Root									
	Catalinich, Filley	UPS	42.9	5 5	5/5	0/0	3/3	/	5/5	0/0
	2nd-Holland, Weaver,									
	Winston, Korona	GFC	43.6	3				/		
Mile Run:	1st-Bill Thun	SPC	4:19.7	5 5	2/7	8/8	0/3	/	1/6	8/8
	2nd-Steve Sooter	SPC	4:22.8	3 3				/		
	3rd-Chris Luther	UPS	4:25.8	2 1				/		
120 H.H.:	1st-Jaine Seaburg	UPS	15.1	5 5	7/14	3/11	0/3	/	6/12	3/11
	2nd-Mark Stream	SPC	15.1	3 3				/		
	3rd-Blake Christoffersen	UPS	16.2	2 1				/		
Shot Put:	1st-Harvey Horwitz	UPS	48'9"	5 5	10/24	0/11	1/4	/	9/21	0/11
	2nd-Mark Conrad	UPS	47'5"	3 3				/		
	3rd-Chuck Bingham	UPS	45'9 1/2"	2 1				/		
	4th-Del Dittus	GFC	39'11"	1				/		
440 Yd. Dash:	1st-Jim Catalinich	UPS	49.7	5 5	7/31	3/14	1/5	/	6/27	3/14
	2nd-Mike Bates	SPC	50.1	3 3				/		
	3rd-Lee Root	UPS	50.6	2 1				/		
	4th-Dean Matson	GFC	51.1	1				/		
High Jump:	1st-Don Rinta	UPS	6'2 1/2"	5 5	5/36	5/19	0/5	/	5/32	4/18
	2nd-Bill Spaet	SPC	6'2 1/2"	3 3				/		
	3rd-Cary Winkler	SPC	5'8"	2 1				/		
Long Jump:	1st-Roger Rowe	UPS	23'2 1/2"	5 5	5/41	2/21	4/9	/	6/38	3/21
	2nd-Mark Halland	GFC	22'2"	3				/		
	3rd-Bill Spaet	SPC	21'9"	2 3				/		
	4th-Randy Winston	GFC	21'5 1/2"	1				/		
	5th-Terry Elmore	UPS	20'9 1/2"	1				/		
100 Yd. Dash:	1st-John Korona	GFC	9.9	5	4/44	2/23	5/14	/	6/44	3/24
	2nd-Allyn Filley	UPS	10.1	3 5				/		
	3rd-Rick Norman	SPC	10.2	2 3				/		
	4th-Terry Elmore	UPS	10.1	1 1				/		
Javelin:	1st-Ken Johnson	UPS	252'6"	5 5	5/49	2/25	4/18	/	5/49	4/28
	2nd-Eb Buck	GFC	203'10"	3				/		
	3rd-Dean Renhar	SPC	186'8"	2 3				/		
	4th-Del Dittus	GFC	177'14"	1				/		
	5th-Randy Endicott	SPC	143'5"	1				/		
880 Yd. Run:	1st-Bill Thun	SPC	1:57.3	5 5	5/54	5/30	1/19	/	4/53	5/33
	2nd-Bob Slee	UPS	1:58.2	3 3				/		
	3rd-Chris Luther	UPS	2:00.1	2 1				/		
	4th-Matt Heathcote	GFC	2:01.2	1				/		
440 I.M.H.:	1st-Jaine Seaburg	UPS	56.1	5 5	6/60	2/32	3/22	/	6/59	3/36
	2nd-Tim Weaver	GFC	56.2	3				/		
	3rd-Mark Stream	SPC	56.3	2 2				/		
	4th-Tim Pulis	UPS	57.7	1 1				/		
220 Yd. Dash:	1st-Jim Catalinich	UPS	22.5	5 5	6/66	2/34	3/25	/	6/65	3/39
	2nd-John Korona	GFC	22.5	3				/		
	3rd-Rick Norman	SPC	22.6	2 3				/		
	4th-Lee Root	UPS	22.0	1 1				/		
3 Mile Run:	1st-Curt Ankeny	GFC	14:45.5	5	0/66	6/27	5/30	/	0/65	9/48
	2nd-Sooter	SPC	14:54.5	3 5				/		
	3rd-Kirk Fechter	SPC	15:09.1	2 3				/		
	4th-Small	SPC	15:27.6	1 1				/		

Continued Page. 2...

				1 2	UPS	1 SPC	OFC	/	2 UPS	SPC
Mile Relay:	1st-Bates, Thun, Howell	#:31.SPC6		5 5	0/66	5/45	3/33	/	0/65	5/53
	Norman							/		
	2nd-Gulley, Hamilton, Weaver							/		
	Matson	3:33.GFC 9		3				/		
Discus:	1st-Chuck Bingham	UPS 157'0"		5 5	5/71	5/50	0/33	/	5/70	4/57
	2nd-Dave Hansen	SPC 150'6 1/2"		3 3				/		
	3rd-Gary Waddel	SPC 142'9"		2 1				/		
Triple Jump:	1st-Roger Rows	UPS 48'4"		5 5	5/76	3/53	3/36	/	5/75	4/61
	2nd-Bill Spait	SPC 48'4"		3 3				/		
	3rd-Randy Winston	GFC 46'4 1/2"		2				/		
	4thMark Halland	GFC 46'2 1/2"		1				/		
	5th-Lee Bradford	SPC 43'5"		1				/		
Pole Vault:	1st-Bill Spait	SPC 15'0"		5 5	5/81	5/58	0/36	/	4/79	5/66
	2nd-Don Rinta	UPS 15'0"		3 3				/		
	3rd-Mike Rameska	UPS 13'6"		2 1				/		

Triangular Meet Final

UPS	SPC	OFC
81	58	36

Dual Meet Final

UPS	SPC
79	66

DISTRICT II
TRACK AND FIELD MEET
FINAL RESULTS

1973

Marathon:

- 1st- Curt Ankeny-George Fox
- 2nd- Larry Miller-Southern Oregon
- 3rd- Doug Johnson-Lewis and Clark
- 4th- Jay Frentress-LINfield
- 5th- Bob Prantz-Southern Oregon
- 6th- Bob Ray- Lifield

Decathlon(100)

- 1st- Berry Hatfield-SOC- 11.4
- 2nd- Brad Victor-WILL-11.4
- 3rd- Stan Porter-OCE- 11.5
- 4th- Rod Rice-OCE- 11.9
- 5th- Rick Foster-SOC-12.3

Six Mile

- 1st- Curt Ankeny-George Fox-30:30.4(New District REcord)
- 2nd- Larry Miller-Southern Oregon-31:15.9
- 3rd- Dan Hall-Williamette-31:47.2
- 4th- Bob Ray-Linfield-32:52.5
- 5th- Rob Prantz-Southern Oregon-33:01.9
- 6th- Doug Johnson-Lewis and Clark-33:26.4

Decathlon(LJ)

- 1st- Rod Rice-OCE-640 pts.
- 2nd- Stan Porter-OCE- 637 pts.
- 3rd- Berry Hatfield-SOC- 595 pts.
- 4th- Brad Victor-WILL- 551 pts.
- 5th- Rick Foster-SOC- 553 pts.

Discus

- 1st- Lloyd Graves-OCE- 156'9
- 2nd- Roby Robillard-LIN- 153'0
- 3rd- John Lahley-OCE- 152'10
- 4th- Stan Washington-OTI- 147'0
- 5th- Joe Neveau-EOC- 143'10
- 6th- Greg Schukart-OCE- 143'8

Long Jump

- 1st- Randy Fike-L&C-23'3
- 2nd- Gery Ellibee-WILL-23'1
- 3rd- Dennis Hunt-EOC- 22'2 1/4
- 4th- Randy Winston-GF- 22' 1/2
- 5th- Steve Wolfe-NWN- 21'10 3/4
- 6th- Ron Comstock-OCE- 21'10

Pole Vault:

- 1st- Jon Duerst-OCE- 14'6
- 2nd- Stan Porter-OCE- 14'6
- 3rd- Brad Moore-L&C- 14'6
- 4th- Mike Standridge-LIN- 14'0
- 5th- Jon McDowell-SOC- 14'0
- 6th- (tie) Chuck Damsky-OCE & Warren Hopson-SOC- 13'6

Decathlon(shot put)

- 1st- Brad Victor-WILL- 576 pts.
- 2nd- Rick Foster-SOC- 531 pts.
- 3rd- Rod Rice- OCE- 476 pts.
- 4th- Stan Porter- OCE- 475 pts.
- 5th- Berry Hatfield- SOC- 332 pts.

Steeplechase

- 1st- John Barry-SOC- 9:19.8(new District Record)
- 2nd- Rick Fordney-OCE- 9:32.7
- 3rd- Jay Frentress-LIN- 9:51.8
- 4th- Mike Haglund-OCE- 10:06.8
- 5th- Paul Zorner-L&C-10:26.2

Decathlon(11/1)

- 1st- Rod Rice-OCE- 7.60
- 2nd- Brad Victor-WILL- 7.07
- 3rd- Rick Foster-SOC- 6.62
- 4th- Stan Porter-OCE- 6.62
- 5th- Berry Hatfield-SOC- 6.62

Decathlon(400m)

- 1st- Berry Hatfield-SOC- 53.7
- 2nd- Brad Victor-WILL- 54.6
- 3rd- Stan Porter- OCE- 54.8
- 4th- Rod Rice-OCE- 57.4
- 5th- Rick Foster-SOC- 58.0

Hammer

- 1st- Lynn Bates-OCE- 157'6
- 2nd- John Lahley-OCE- 150'1
- 3rd- Randy Ramos-SOC- 145'0
- 4th- Greg Schukart-OCE- 141'0
- 5th- Dave Brown-SOC- 125'7
- 6th- Scott Burkhardt-L&C- 120'2

100MH(Decathlon)

- 1st- Brad Victor-WILL- 15.5
- 2nd- Stan Porter-OCE- 16.5
- 3rd- Rod Rice-OCE- 16.7
- 4th- Rick Foster-SOC- 20.1
- 5th- Disqualified

440 Relay

- 1st- Oregon College-Kraal, Phifer, Graves, Woods)-43.0
- 2nd- Lewis and Clark- 43.1
- 3rd- George Fox- 43.8
- 4th- Eastern Oregon- 44.5
- 5th- Southern Oregon- 44.7

Two Mile Walk

- 1st- Jim Bean-OCE-14:52.3
- 2nd- Rob Frank-OCE- 15:23.9
- 3rd- Keith Wolf-SOC- 15:38.0
- 4th- Bob Korn-EOC- 16:02.9
- 5th- Al Rothenbucker-OCE- 16:46.7
- 6th- Wilton Jackson-L&C- 17:37.5

Mile

- 1st- Jay Frentress-LIN- 4:18.5
- 2nd- Rich Olsen-L&C- 4:20.6
- 3rd- Toby Daniels-L&C- 4:24.1
- 4th- Paul Means-OCE- 4:24.9
- 5th- Dale Barker-OCE- 4:28.1
- 6th- Paul Zorner-L&C- 4:30.3

440

1st- Carl Shaw-LIN- 48.9
2nd- Steve Kraal-OCE- 50.0
3rd- Keith Lazelle-LIN-50.5
4th- Tom Rose-SOC-50.9
5th- Randy Kessler-L&C- 51.0
6th- Mike Huffsmith-OCE-51.1

Shot Put

1st- Toby Robillard-LIN-54'3
2nd- Doug Torbert-OCE- 49'8
3rd- Ken Cutcher-LIN- 49'2
4th- Lloyd Graves-OCE- 47'11 1/2
5th- Randy Ramos-SOC- 45'8
6th- Jim McDonald-BOC- 45'6 1/2

100

1st- Roger Woods-OCE- 9.8
2nd- Bob Graves-OCE- 9.8
3rd- Gerald King-LIN- 10.1
4th- Lloyd Grant-L&C- 10.1
5th- John Koroma-GF- 10.1
6th- Steve Phifer-OCE- 10.1

880

1st- Dick Huling- NWN-1:57.1
2nd- Dan Norton-SOC- 1:58.1
3rd- Tim Rose-SOC- 1:58.5
4th- John Milteson-BOC- 2:00.0
5th- Mike Warner-SOC- 2:00.7
6th- Larry Byerly-L&C-2:01.5

High Jump

1st- Gary Davis-OCE- 6'5
2nd- Harold Browning-WILL- 6'3
3rd- Craig Riley-SOC- 6'3
4th- Bruce Kennedy-L&C- 6'1
5th- Charlie Goodman-OCE- 6'1
6th- Rod Rice-OCE- 6'1

Int. Hurdles

1st- Chris Knudson-LIN- 55.6
2nd- Pat Sutton-OCE- 55.9
3rd- Ray Struve-LIN- 56.9
4th- Tim Weaver-GF- 57.2
5th- Dave Fulkerson-SOC- 58.2
6th- Dave Garton-LIN-58.2

Javelin

1st- Greg Oveson-BOC- 229'5
2nd- Ed Pohl-OCE- 218'6
3rd- Dale Grant-SOC- 214'10
4th- Greg Schukart-OCE- 209'3
5th- Scott Irving-WILL- 207'3
6th- Dave Domine-OCE- 204'3

220

1st- Roger Woods-OCE- 22.2
2nd- Randy Fike-L&C- 22.3
3rd- Bob Graves-OCE- 22.4
4th- Steve Phifer-OCE- 22.5
5th- Lloyd Grant-L&C- 22.8
6th- John Koroma-GF- 22.9

Triple Jump

1st- Randy Winston-GF- 46'8 1/4
2nd- Mark Halland-GF- 46'6 1/2
3rd- John Bartlett-LIN- 45'3 3/4
4th- Burl Wheaton-OCE- 45'2
5th- Steve Wolfe-NWN- 44'9
6th- Randy Fike-L&C- 44'9

3 Mile

1st- Larry Miller-SOC- 14:46.8
2nd- John Barry-SOC- 14:49.1
3rd- Dan Hall-WILL- 14:54.1
4th- Bob Ray-LIN-15:19.6
5th- Jim Healy-OCE- 15:30.8
6th- Rob Frantz-SOC- 15:34.7

Decathlon(discus)

1st- Rick Foster-SOC- 33.67
2nd- Stan Porter-OCE- 31.91
3rd- Brad Victor-WILL- 31.90
4th- Rod Rice-OCE- 31.46
5th- Berry Hatfield-SOC- 27.86

Mile Relay

1st- Linfield(Lazelle, Knudson, Minors, Shaw)-3:19.4
2nd- Oregon College- 3:20.5
3rd- Lewis & Clark- 3:27.4
4th- George Fox- 3:30.7
5th- Southern Oregon- 3:31.1
6th- Oregon Tech.-3:34.0

High Hurdles

1st- Ken Boethin-OCE- 14.7
2nd- John Boyd-PAC- 15.0
3rd- Ray Struve-LIN- 15.1
4th- Scott Toll-OTI- 15.1
5th- Randy Fike-L&C- 15.2
6th- Dan Stocker-WILL- 15.4

WINNING SCORE:

[illegible]

Dear Coaches:

Sorry for the delay on the final results of the District II Meet. As you are probably all aware the Javelin results were left out of the final Score . Also there was a mistake made in the height of the Pole Vault bar. Its true height was 15'1 instead of 14'6.

Again sorry for the mistakes and the slowness of the official results to you.

Final Team Scores:

Oregon College	240 1/2
Linfield	118
Southern Oregon	109 1/2
Lewis & Clark	80
Willamette	39
Eastern Oregon	33
George Fox	59
NW Nazarene	14
Oregon Tech	9
Pacific	8

DISTRICT II DECATHLON RUNNING SCORE

	100M	LJ	SP	HJ	400M		100MH	DIS	PV	JAV	1500M	Place
ROD RICE - O.C.E.	11.9 601 601	6.16 640 1241	10.22 776 1717	1.89 180 2471	53.4 519 2998		16.7 675 3679	31.46 509 4196	2.16 283 4466	41.34 511 4352	5:29.7 261 5213	3
BERRY HATFIELD-E.O.C.	11.4 710 710	5.96 595 1305	9.33 832 1631	1.78 162 2299	53.2 571 2970		DISQ. 424 324	27.86 74 4113	3.67 575 4682	45.83 457 5145	4:51.3 457 5145	5
RICK FOSTER-S.O.C.	12.3 520 520	5.77 553 1073	10.99 531 1604	1.78 162 2266	53.0 571 2667		20.3 435 3093	33.67 553 3750	3.23 575 4413	36.42 436 4781	5:04.4 385 5166	4
BRAD VICTOR-WILL	11.4 710 710	5.16 551 1261	11.66 576 1831	1.82 187 2549	54.6 517 3161		15.5 397 3958	31.90 517 4474	2.88 492 4966	40.0 491 5553	5:27.7 271 5828	2
STAN PORTER-O.C.E.	11.5 687 687	6.10 626 1819	10.20 475 1729	1.78 162 2454	54.8 510 3061		16.3 721 3781	31.91 517 4298	4.40 909 5257	47.68 601 5828	5:15.4 329 6137	1

POLE VAULT

JAVELIN:

1500 meters

- 1st- Stan Porter-OCE-909 pts.
- 2nd- Berry Hatfield-SOC-719 pts.
- 3rd- Rick Foster-SOC- 595 pts.
- 4th- Brad Victor-WILL- 492 pts.
- 5th- Rod Rice-OCE- 255 pts.

- 1st- Stan Porter-OCE- 601 pts.
- 2nd- Berry Hatfield-SOC- 575
- 3rd- Rod Rice-OCE- 511
- 4th- Brad Victor-WILL- 491
- 5th- Rick Foster-SOC- 436 pts.

- 1st- Berry Hatfield-EOC- 4:51.3
- 2nd- Rick Foster-SOC - 5:04.4
- 3rd- Stan Porter-OCE - 5:15.4
- 4th- Brad Victor-WILL - 5:27.7
- 5th- Rod Rice- OCE - 5:29.7

Final Team Places:

- 1st- Oregon College - 227 1/2 pts.
- 2nd- Linfield - 118
- 3rd- Southern Oregon- 103 1/2
- 4th- Lewis & Clark- 80

1973

NAIA DISTRICT II MARATHON RESULTS

<u>PLACE</u>	<u>NAME & SCHOOL</u>	<u>TIME</u>
1	Curt Ankeny; George Fox	2:25.19.0
2	Larry Miller; Southern Oregon	2:25.54.0
3	Doug Johnson; Lewis & Clark	2:34.45.0
4	Jay Fentress; Linfield	2:40.59.0
5	Rob Franz; Southern Oregon	2:50.06.0
6	Bob Ray; Linfield	2:56.58.0
7	Steve Henson; Linfield	
8	Wayne Walker; NW Nazarene	
9	Larry Muller; Oregon College	
10	Marvin Belzer; NW Nazarene	
11	Tom Betts; George Fox	
12	Robert Korn; Eastern Oregon	
13	Al Rothenbucker; Oregon College	

TEAM SCORES:

George Fox	10
Southern Ore.	10
Lewis & Clark	6
Linfield	5

DISTRICT II
Track and Field Champs

Marathon(Final)

1st- Curt Ankeny-George Fox
2nd- Larry Miller-Southern Oregon
3rd- Doug Johnson-Lewis & Clark
4th- Jay Frentress-Linfield
5th- Bob Frantz-Southern Oregon
6th-Bob Ray- Linfield

Decathlon(100) Ht1

1st- Berry Hatfield-SOC-11.4
2nd- Rod Rice-OCE-11.9
3rd- Rick Foster-SOC-12.3

Ht 2

1st- Brad Victor-WILL- 11.4
2nd- Stan Porter-OCE- 11.5

Six Mile (final)

1st- Curt Ankeny-George Fox- 30:30.4(New District Record)
2nd- Larry Miller-Southern Oregon-31:15.9
3rd- Dan Hall-Willamette- 31:47.2
4th- Bob Ray-Linfield- 32:52.5
Bob Frantz- Southern Oregon- 33:01.9
6th- Doug Johnson-Lewis & Clark- 33:26.4

High Hurdles (ht 1)

1st- Ray Struve-Linfield- 14.8
2nd- Scott Toll- Oregon Tech.-15.1
3rd- John Boyd- Pacific- 15.1
4th- Dan Stocker-Willamette-15.7

(ht 2)

1st- Ken Boethin-OCE- 15.1
2nd- Dave Garton-Linfield-15.5
3rd- Joel Bonney-Southern Oregon- 15.6
4th- Rick Wetherell-Eastern Oregon- 15.7

H. Hurdles (finals)

Ln 1- Rick Wetherell- Eastern Oregon
Ln 2- Joel Bonney-Southern Oregon
Ln 3- Scott Toll-Oregon Tech.
Ln 4- Ken Boethin-Oregon College
Ln 5- Ray Struve-Linfield
Ln 6- Dave Garton-Linfield
Ln 7- John Boyd-Pacific
Ln 8- Dan Stocker-Willamette

Decathlon(L.J.)

1st- Rod Rice-OCE- 640 pts.
2nd- Stan Porter-OCE- 637 pts.
3rd- Berry Hatfield- 595 pts.-SOC
4th- Brad Victor-WILL- 551 pts.
5th- Rick Foster- SOC- 553 pts.

page--2

440 (prelims) Ht 1 1st- Carl Shaw-LIN- 51/0
2nd- Tom Rose-SOC- 51.2
3rd- Marty Curtis-LIN- 51.7
4th- Mike Huffsmith-OCE- 52.2

Ht 2 1st- Steve Kraal-OCE- 50.8
2nd- Keith Lazelle-LIN- 51.0
3rd- Randy Kessler-L&C- 51.0
4th- Steve Wells-EOC- 52.0

440(lane for finals) LN 1- Steve Wells-EOC
Ln 7- Randy Kessler-L&C
Ln 2- Tom Rose-SOC
Ln 3- Steve Kraal-OCE
Ln 5- Carl Shaw-LIN
Ln 6- Keith Lazelle-LIN
Ln 8- Marty Curtis-LIN
Ln 4- Mike Huffsmith-OCE

Discus(final) 1st-Lloyd Graves-OCE- 156'9
2nd- Tobby Robbiliard-LIN- 153'0
3rd- John Lahley- OCE- 152'10
4th- Stan Washington-OTI-147'0
5th- Joe Neveu-EOC- 143'10
6th- Greg Schukart-OCE- 145'8

100(prelims) Ht 1 1st- John Kornmann-GF-9.9
2nd- Roger Woods-OCE- 9.9
3rd- Steve Phifer-OCE- 10.2
4th- Jack Postelle-SOC- 10.4

Ht 2 1st- Bob Graves-OCE- 10.0
2nd- Floyd Grant-L&C- 10.0
3rd- Gerald King-LIN- 10.2
4th- DeWayne Cantrell-OCE- 10.5

100(final lanes) Ln 1- DeWayne Cantrell-OCE
Ln 2- Steve Phifer-OCE-
Ln 3- Roger Woods-OCE
Ln 4- Bob Graves-OCE
Ln 5- John Kornmann-GF
Ln 6- Floyd Grant-L&C
Ln 7- Gerald King-LIN
Ln 8- Jack Postelle-SOC

880 (prelims) Ht 1 1st- Tim Rose-SOC- 1:57.9
2nd- Dick Huling-NWN- 1:58.5
3rd- Mike Carter-OCE- 1:59.1
4th- Mike Warner-SOC- 1:59.3

page--3

880 (prelims) Ht 2 1st- Dan Norton-SOC- 1:59.2
2nd- John Milteson-EOC- 1:59.9
3rd- Larry Byerly-L&C- 2:00.5
4th- Dan Gorman-OCE- 2:01.0

880 (final lanes) Ln 1- Dan Norton-SOC
Ln 2- John Milteson-EOC
Ln 3- Dan Gorman-OCE
Ln 4- Mike Warner-SOC
Ln 5- Mike Carter-OCE
Ln 6- Tim Rose-SOC
Ln 7- Larry Byerly-L&C
Ln 8- Dick Huling-NWN

Long Jump (final) 1st- Randy Fike-L&C- 23'3
2nd- Gery Ellibee-WILL- 23'1
3rd- Dennis Hunt-EOC- 22'2 1/8
4th- Randy Winston-GP- 22'1/2
5th- Steve Wolfe-NWN- 21'10 3/4
6th- Ron Comstock-OCE- 21'10

Pole Vault(Final) 1st- Jon Duerst-OCE- 14'6
2nd- Stan Porter-OCE- 14'6
3rd- Brad Moore- L&C- 14'6
4th- Mike Standridge-LIN- 14'0
5th- Jon McDowell-SOC- 14'0
6th- (tie) Chuck Danskey-OCE- & Warren Hopson-SOC- 13'6

Int. Hurdles Ht 1 1st- Dave Garton-LIN- 57.5
2nd- Pat Sutton-OCE- 58.8
3rd- Ray Struve-LIN- 59.6
4th- Dave Fulkerson-SOC- 60.3

Ht 2 1st- Chris Knudson-LIN- 57.4
2nd- John Boyd-PAC- 58.0
3rd- Bob Coe- SOC- 58.8
4th- Rich Wetherall-EOC- 58.9

(Final Lanes) Ln 1- Ray Struve-LIN
Ln 2- John Boyd-PAC
Ln 3- Chris Knudson-LIN
Ln 4- Dave Fulkerson-SOC
Ln 5- Rick Wetherell-EOC
Ln 6- Dave Garton-LIN
Ln 7- Pat Sutton-OCE-
Ln 8- Bob Coe-SOC

220 (prelims) Ht 1 1st- Roger Woods-OCE- 22.3
2nd- Floyd Grant-L&C- 22.5
3rd- Steve Phifer-OCE- 22.5
4th- Dave Mangum-NWN- 22.9

page--4

22-(prelims) Ht 2 1st-Bob Graves-OCE
2nd- Gary Ellibee-WILL
3rd- Randy Fike@L&C
4th- John Koroma-GF- 22.6

220(final lanes) Ln 1-Dave Mangum-NWN
Ln 2- Steve Phifer-OCE
Ln 3- Gary Ellibee-WILL
Ln 4- Bob Graves-OCE
Ln 5- Roger Woods-OCE
Ln 6- Floyd Grant-L&C
Ln 7- Steve Phifer-OCE
Ln 8- John Koroma-GF

THERE IS A REDRAWING IN THE HURDLES THE FINAL LANE ASSIGNMENTS ARE AS FOLLOWS:

120 H. Hurdles Ln 1- Dan Stocker-WILL
Ln 2- Dave Garton-LIN
Ln 3- Scott Toll-OTI
Ln 4- Ken Boethin-OCE
Ln 5- Ray Struve-LIN
Ln 6- Randy Fike-L&C
Ln 7- John Boyd-PAC
Ln 8- Joel Bonney-SOC

Int. Hurdles Ln 1- Dave Garton-LIN
Ln 2- John Boyd-PAC
Ln 3- Bob Coe-SOC
Ln 4- Chris Knudson-LIN
Ln 5- Tim Weaver-EOC-
Ln 6-Dave Fulkerson-SOC
Ln 7- Pat Sutton-OCE
Ln 8- Ray Struve- LIN.

Decathlon(shot put) 1st- Brad Victor- 576 pts.
2nd- Rick Foster- 531 pts.
3rd- Rod Rice- 476 pts.
4th- Stan Porter- 475 pts.
5th- Berry Hatfield- 332 pts.

Steeplechase(final) 1st- John Barry-SOC-9:19.8 (New District Record)
2nd- Rick Fordney-OCE- 9:32.7
3rd- Jay Frentress-LIN- 9:51.8
4th- Mike Haglund-OCE- 10:06.8
5th- Paul Zorner-L&C - 10:26.2

DISTRICT II
Track and Field Champs

Marathon(Final)

1st- Curt Ankeny-George Fox
2nd- Larry Miller-Southern Oregon
3rd- Doug Johnson-Lewis & Clark
4th- Jay Frentress-Linfield
5th- Bob Frantz-Southern Oregon
6th-Bob Ray- Linfield

Decathlon(100) Ht1

1st- Berry Hatfield-SOC-11.4
2nd- Rod Rice-OCE-11.9
3rd- Rick Foster-SOC-12.3

Ht 2

1st- Brad Victor-WILL- 11.4
2nd- Stan Porter-OCE- 11.5

Six Mile (final)

1st- Curt Ankeny-George Fox- 30:30.4(New District Record)
2nd- Larry Miller-Southern Oregon-31:15.9
3rd- Dan Hall-Willamette- 31:47.2
4th- Bob Ray-Linfield- 32:52.5
Bob Frantz- Southern Oregon- 33:01.9
6th- Doug Johnson-Lewis & Clark- 33:26.4

High Hurdles (ht 1)

1st- Ray Struve-Linfield- 14.8
2nd- Scott Toll- Oregon Tech.-15.1
3rd- John Boyd- Pacific- 15.1
4th- Dan Stocker-Willamette-15.7

(ht 2)

1st- Ken Boethin-OCE- 15.1
2nd- Dave Garton-Linfield-15.5
3rd- Joel Bonney-Southern Oregon- 15.6
4th- Rick Wetherell-Eastern Oregon- 15.7

H. Hurdles (finals)

Ln 1- Rick Wetherell- Eastern Oregon
Ln 2- Joel Bonney-Southern Oregon
Ln 3- Scott Toll-Oregon Tech.
Ln 4- Ken Boethin-Oregon College
Ln 5- Ray Struve-Linfield
Ln 6- Dave Garton-Linfield
Ln 7- John Boyd-Pacific
Ln 8- Dan Stocker-Willamette

Decathlon(L.J.)

1st- Rod Rice-OCE- 640 pts.
2nd- Stan Porter-OCE- 637 pts.
3rd- Berry Hatfield- 595 pts.-SOC
4th- Brad Victor-WILL- 551 pts.
5th- Rick Foster- SOC- 553 pts.

DISTRICT II Track & Field

Monmouth, Oregon

May 18-19

Please type or print plainly the participants in each event.

name

effort

DECATHLON:

1 MILE RELAY

Tim Weaver ~~Matt Heathco~~ Dean Matson Randy Winston 3:27.7
(Steve Gulley, ~~Ch. Burt~~, John Koroma) Mark Halland

440 RELAY

Mark Halland Tim Weaver Randy Winston John Koroma 43.6

STEEPLECHASE

440

Dean Matson 51.4

880

~~Matt Heathco 1:58.7~~

100

John Koroma 9.9

220

John Koroma 22.5

400 INT HURDLES

Tim Weaver 55.3
Steve Gulley 59.5

120 H. HURDLES

3 MILE

name
Curt Ankeny

effort
14:19.3

2 MILE WALK

6 MILE

Curt Ankeny

30:15.3

MILE

POLE VAULT

Ken Lilie

13-0

HIGH JUMP

Mark Halland

6-4½

Randy Winston

6-3½

~~Low Boschult~~

LONG JUMP

Mark Halland

22-4½

Randy Winston

22-1½

~~Ed Buck~~

~~21-0~~

TRIPLE JUMP

Mark Halland

47-9½

Randy Winston

47-6¼

~~Ed Buck~~

~~44-5~~

SHOT PUT

DISCUS

Ken Royal

139-0

Del Dittus

132-2½

HAMMER

Rod Brown

110

JAVELIN

?

Ed Buck

213-9 $\frac{3}{4}$

Del Dittus

191-9

ENTRY LISTS WILL BE DUE NO LATER THAN MAY 15, 1973. MAKE SURE THAT THESE ARE TYPED OR PRINTED PLAIN : SO THAT NO MISTAKE ON THE NAMES WILL BE MADE.

COACH:

Rich Allen

SCHOOL:

George Fox

NAIA District 2

1973 Championship Meet
TRACK and FIELD



May 18-19, 1973

Oregon College of Education
Monmouth, Oregon

NATIONAL ASSOCIATION OF INTERCOLLEGIATE ATHLETICS

DISTRICT II

The National Association of Intercollegiate Athletics, District II, includes as members 11 four-year colleges in Oregon, two in Idaho and one in Hawaii who compete in athletics. All agree to maintain the high athletics, scholastic and sportsmanship standards of the NAIA.

The District II Track and Field Championship meet is being conducted according to the rules and regulations of the NAIA for such competition.

The names of member schools of District II and the names of the head track and field coaches are:

Pacific University	Clair Foley
College of Idaho	Rod Sears
Western Baptist Bible College	
Northwest Nazarene College	Paul Taylor
Willamette University	Chuck Bowles
George Fox College	Rich Allen
Southern Oregon	Dan Bulkley
Eastern Oregon	Gary Feasel
Oregon Technical	Ross Cariaga
Linfield College	John Knight
Oregon College of Education	Don Spinas
Lewis and Clark College	David Fix

OFFICIALS

Meet Director	Don Spinas
Assistant Director	John Oliver
Starter	Gale Davis
Recall Starter	Dan Moody
Announcer	John Gillespie
Scorer & Recorder	Karen Williams
Clerk	Chuck Ganler
Assistant Clerk	Doug Trice
Referee	Russ Morris
Head Field Judge	Gary Goodson
Head Running Judge	Dale Harp
Head Finish Judge	Bill Burke
Head Inspector	Rocky Sagers
Head Timer	Mark Wojahn
Head Javelin	Larry Derowitsch
Head Shot Put	Dave Paul
Head Discus	Dave Paul
Head Hammer	Steve Beyerlein
Head High Jump	Dennis Olafson
Head Pole Vault	Bruce Hansen
Head Long Jump	JoAnn Taylor
Head Triple Jump	Gene Westby
Weight Inspector	John Perry
Walk Judge	Don Jacobs

NAIA DISTRICT II

Meet Schedule

Friday May 18, 1973

1:30 Scratch Meeting
3:00 Finals--Pole Vault
3:20 Decathlon--100
3:30 Finals--Discus, Long Jump
 Finals--Six Mile Run
4:00 Decathlon--Long Jump
4:15 Heats--440 Relay
4:30 Heats--High Hurdles
 Decathlon--Shot Put
4:45 Heats--440 Yd DASH
5:00 Heats--100 Yd Dash
 Decathlon--High Jump
5:15 Heats--880 Yd. Run
5:30 Heats--440 Int. Hurdles
5:45 Heats--220 Yd. Dash
6:00 Decathlon--400 Meters
6:30 Finals--Steeplechase

Saturday May 19, 1973

11:30 Hammer
1:00 Javelin, Shot, High Jump
 Triple Jump,
 Decathlon--High Hurdles
1:15 Two Mile Walk
1:30 440 Relay
 Decathlon--Discus
1:40 Mile
1:50 High Hurdles
 Decathlon--Pole Vault
2:00 440
2:10 100
2:20 880
2:30 440 Int. Hurdles
 Decathlon--Javelin
2:40 220 Yd Dash
2:50 3 Mile Run
3:10 Mile Relay
3:20 Decathlon--1500 Meter
4:00 Banquet

OREGON COLLEGE OF EDUCATION

SCHOOL RECORDS

STEEPLECHASE	Rick Fordney	9:21.2	1972
440 RELAY	North, Montgomery, Graves, Moody	42.4	1971
MILE	Gordon Garlock	4:13.8	1971
HIGH HURDLES	Dave Stephens Ken Boethin	14.5	1971 1973
100	Dan Moody Roger Woods	9.7	1971 1973
880	Bruce Vogel	1:50.4	1972
440	Bruce Vogel	48.2	1971
INT. HURDLES	Pat Sutton	54.8	1972
220	Bob Graves	21.4	1972
2 MILE	Arnold Powell	9:05.4	1969
MILE RELAY	Montgomery, Graves Schroeder, Vogel	3:16.0	1971
HAMMER	Doyle Kenady	163'10	1972
SHOT	Doyle Kenady	57'10 1/2	1972
JAVELIN	Ed Pohl	226'3 1/2	1973
DISCUS	Doyle Kenady	175'9	1971
POLE VALUT	Jon Duerst	15'0	1972
LONG JUMP	Dave Pietka	23'8	1971
HIGH JUMP	Dave Stephens	6'9 1/2	1972
TRIPLE JUMP	Bob Keys	47'1/4	1971
3 MILE	Arnold Powell	14:14	1969
6 MILE	Garlock & Powell	31:19	1970
Decathlon	Bob Keys	7252 pts.	1971
2 MILE WALK	Steve Tyrer	13:58.2	1972
1 MILE WALK	Jim Bean		1973
MARATHON	Larry Muller	3:06.6	1973

NAIA DISTRICT II RECORDS

<u>EVENT</u>	<u>RECORD HOLDER</u>	<u>SCHOOL</u>	<u>TIME</u>	<u>YEAR</u>
100 Yd. Dash	Frank Basone	U. of P.	9.7	1961
220 Yd. Dash	Keith Shriver	Linfield	21.2	1969
440 Yd. Run	Doug Ward	Boise S.C.	48.7	1969
880 Yd. Run	Bruce Vogel	O.C.E.	1:51.5	1972
Mile Run	Ed Wallace	Willamette	4:11.8	1970
2Mile Walk	Steve Tyrer	O.C.E.	14:29.7	1972
3000m Steeplechase	Don Morrison	S.O.C.	9:23.1	1971
3 Mile Run	Chris Miller	L & C	14:21.2	1966
High Hurdles	Dean Benson	Willamette	14.1	1956
440 Int. Hurdles	Bob Burles	Willamette	53.6	1964
Shot Put	Ken Patera	Portland S.	56-5 1/2	1963
Javelin	Tony Grant	O.T.I.	249-6	1972
Discus	Harland Yriarte	S.O.C.	170-11	1969
Hammer	Paul Oswald	S.O.C.	162-4	1971
Pole Vault	Dave McDonald	G.F.	15-7	1969
High Jump	Tim Wright	L & C	6-8 3/4	1970
Long Jump	Tom Kelly	Boise S.C.	23-10 3/4	1969
Triple Jump	Jamie Dixon	S.O.C.	48-9 3/4	1969
440 Relay	Mac Clouse, Gib Stewart Mike Houck, Tom Williams	Willamette	42.4	1968
Mile Relay	Paul Stith, Pete Firth Jim Kennedy, Chuck Bruce	L & C	3:18.7	1969
Six Mile	Curt Ankeny	G.F.	30:58.5	1972

NAIA DISTRICT II TRACK & FIELD

COMPETITORS & NUMBERS

<u>COMPETITOR</u>	<u>NUMBER</u>	<u>COMPETITOR</u>	<u>NUMBER</u>
<u>Pacific University</u>		<u>Southern Oregon (cont)</u>	
John Boyd	1	Larry Miller	52
Dave Bowman	2	Dan Norton	53
Jim Jones	3	Jack Postell	54
		Randy Ramos	55
<u>Northwest Nazarene</u>		Craig Riley	56
Dick Huling	9	Tim Rose	57
Bob Jackson	10	Tom Rose	58
Dave Mangum	11	Bruce Sewell	59
Roger Schmidt	12	Mike Warner	60
Steve Wolfe	13	Keith Wolf	61
		Randy Yoshimura	62
<u>Willamette</u>		<u>Eastern Oregon</u>	
Mark Baum	19	Barry Hatfield	68
Harold Browning	20	Dennis Hunt	69
Bob Corcoran	21	Dennis Kerfoot	70
Gery Ellibee	22	Bob Korn	71
Dan Hall	23	Mike Looslie	72
Brock Hinzman	24	Jim McDonald	73
Scott Irving	25	Mark McGladrey	74
Bill Kreutz	26	Gerry McLain	75
Steve Reynolds	27	John Milleson	76
Dan Stocker	28	Carlos Montgomery	77
Brad Victor	29	Joe Neveau	78
John Wilson	30	Greg Oveson	79
Doug Woods	31	Alan Periman	80
		Steve Wells	81
<u>Southern Oregon</u>		Rich Wetherell	82
Dan Abbott	35	Jeff Wolfe	83
John Barry	36	<u>Lewis & Clark</u>	
Randy Beaty	37	Scott Burkhart	88
Joel Bonney	38	Rich Burnett	89
Dave Brown	39	Larry Byerly	90
Dennis Buckner	40	Toby Daniels	91
Bob Coe	41	Randy Fike	92
Brian Corss	42	Brian Getz	93
Rick Foster	43	Floyd Grant	94
Bob Frantz	44	Wilton Jackson	95
Dave Fulkerson	45	Doug Johnson	96
Dale Grant	46	Bruce Kennedy	97
Jim Hoffman	47	Randy Kressler	98
Warren Hepson	48	Gran Lee	99
Rich Josephson	49	Brad Moore	100
Larry Kay	50	Steve Ohm	101
Jon McDowell	51		

<u>COMPETITOR</u>	<u>NUMBER</u>	<u>COMPETITOR</u>	<u>NUMBER</u>
<u>Lewis & Clark (cont)</u>		<u>Oregon College</u>	
Rich Olsen	102	Dale Barker	155
Rex Rice	103	Lynn Bates	156
Ron Starker	104	Jim Bean	157
David Ueunten	105	Ken Boethin	158
Paul Zorner	106	DeWayne Cantrall	159
<u>Oregon Tech</u>		Mike Carter	160
Ernest Appah	110	Ron Comstock	161
Chris Davis	111	Chuck Dansky	162
Dirk Degroot	112	Gary Davis	163
Don Diver	113	Dave Domine	164
Tony Grant	114	Jon Duerst	165
Don Holaday	115	Chris Fatland	166
Bill Hough	116	Mark Ferris	167
Mike Layng	117	Rick Fordney	168
Russ Mull	118	Rob Frank	169
Louie Pike	119	Charlie Goodman	170
Ted Sandquist	120	Dan Gorman	171
David Schaad	121	Rick Gould	172
Scott Toll	122	Lloyd Graves	173
Ralph VanDelden	123	Robert Graves	174
Stan Washington	124	Mike Haglund	175
<u>Linfield</u>		John Hammond	176
John Bartlett	130	Jim Healy	177
Marty Curtis	131	Mike Huffsmith	178
Ken Cutcher	132	Steve Kraael	179
Jerry DeVore	133	John Lahley	180
Jay Frentress	134	Bruce Lang	181
Steve Gamble	135	Paul Means	182
Dave Garton	136	Kent Molander	183
Steve Henson	137	Ray Nix	184
Gerald King	138	John Othus	185
Chris Knudsen	139	Steve Phiher	186
Keith Lazelle	140	Ed Pohl	187
Stew Minors	141	Stan Porter	188
Taly Mundo	142	Rod Rice	189
David Nickelson	143	Alan Rothenbucher	190
Bob Ray	144	Greg Schukart	191
Toby Robillard	145	Pat Sutton	192
Carl Shaw	146	Burl Wheaton	193
Mike Standridge	147	Roger Woods	194
Roy Struve	148		
Greg Tatman	149		

ENTRANTS AND BEST EFFORTS

MILE RELAY

LIN-Keith Lazell, Steve Minors, Chris Knudson, Taly Mundo - 3:16.8
OCE-Steve Phifer, Steve Kraal, Pat Sutton, Bob Graves, - 3:17.2
L&C-Larry Byerley, Ron Starker, Rich Burnett, Randy Kessler - 3:23.5
SOC-Tim Rose, Tom Rose, Dennis Buckner, Dan Norton - 3:25.2
WIL-Doug Woods, Bill Kreutz, Brock Hinzman, Gery Ellibee - 3:29.3
EOC-Steve Wells, Al Periman, Barry Hatfield, Hohn Milleson - 3:31.0
NWN-Dick Huling, Dave Mangum, Steve Wolfe, Bob Jackson - 3:33.0
OTI-Louie Pike, Don Diver, Tony Grant, Russ Mull - n/t

440 RELAY

LIN-Keith Lazelle, Chris Knudson, Stew Minors, Gerald King - 42.3
L&C-Randy Fike, Rich Burnett, Randy Kessler, Gloyd Grant - 42.6
OCE-Steve Kraal, Bob Graves, John Hammond, Steve Phifer - 43.0
SOC-Jack Postell, Brian Cross, Randy Beaty, Larry Kay - 43.8
EOC-Dennis Hunt, Steve Wells, Barry Hatfield, Al Periman - 43.8
OTI-Louie Pike, Ralph VanDelden, Don Diver, Tompkins - n/t

440 YD. DASH

Carl Shaw, Lin-47.5	Steve Wells-EOC-50.6
Keith Lazelle-LIN-49.1	Mike Huffsmith-OCE-51.0
Stew Minors, LIN-49.4	Rich Burnett-L&C-51.2
Randy Kessler-L&C-49.5	Barry Hatfield-EOC-52.0
Taly Mundo-LIN-49.8	Bob Jackson-NWN-52.4
Dennis Bucker-SOC-50.1	Al Periman-EOC-52.8
Marty Curtis-LIN-50.2	Louie Pike-OTI-n/t
Tom Rose-SOC-50.5	
Steve Kraal-OCE-50.6	

STEEPLECHASE

Jay Frentress-LIN-9:26.3	Steve Henson-LIN-10:10
Rick Fordney-OCE-9:26.6	John Barry-SOC-n/t
Mike Haglund-OCE-10:06.0	Paul Zorner-L&C-n/t

DECATHLON

Steve Reynolds-WILL-5023	John Bartlett-LIN-n/s
Rick Foster-SOC-5011	Brad Victor-WILL-n/s
Mark Ferris-OCE-4709	Stan Porter-OCE-n/s
Toby Robillard-LIN-n/s	Rod Rice-OCE-n/s

ENTRANTS & EFFORTS(cont)

880 YD RUN

Brock Hinzman-WILL-1:55.1
Dan Norton-SOC-1:55.9
David Nickelson-LIN-1:56.6
Ron Starker-L&C-1:56.8
Dick Huling-NWN-1:56.9
Bill Kreutz-WILL-1:57.1
Mike Warner-SOC-1:57.8
John Milleson-EOC-1:58.2
Larry Byerly-L&C-1:58.6

Tim Rose-SOC-1:58.7
Greg Tatman-LIN-1:58.8
Dan Gorman-OCE-1:59.2
Jerry DeVore-LIN-1:59.9
Jim Jones-PAC-1:59.9
Mike Carter-OCE-2:00.7
Dennis Kepfoot-EOC-2:01.1
Russ Mull-OTI-n/t

100 YD DASH

Roger Woods-OCE-9.7
Gerald King-LIN-9.8
Floyd Grant-L&C-9.8
Keith Lazelle-LIN-9.9
Chris Knudson-LIN-9.9
Dennis Hunt-EOC-10.0
Dave Mangum-NWN-10.1
Larry Kay-SOC-10.1

Doug Woods,WILL-10.2
DeWayne Cantrall-OCE-10.2
Jack Postell-SOC-10.2
Brian Cross-SOC-10.4
Bob Graves-OCE-11.1(100m)
John Hammond-OCE-n/t
Steve Phifer-OCE-n/t

220 YD DASH

Roger Woods-OCE- 21.9
Larry Kay-SOC-22.0
Randy Fike-L&C-22.1
Floyd Grant-L&C-22.1
Bob Graves-OCE-22.1
Steve Phifer-OCE-22.1
Dennis Buckner-SOC-22.2

Keith Lazelle-LIN-22.4
Louie Pike-OTI-22.5
Marty Curtis-LIN-22.6
Gery Ellibee-WILL-22.7
Dave Mangum-NWN-22.8
Brian Cross-SOC-24.0

HIGH HURDLES

Ray Struve-LIN-14.5
Ken Boethin-OCE-14.5
Randy Fike-L&C-14.7
Scott Toll-OTI-14.7
John Boyd-PAC-14.8
Joel Bonney-SOC-15.0
Rich Wetherell-EOC-15.0

Dan Stocker-WILL-15.0
Stan Porter-OCE-15.5
Dave Garton-LIN-15.1
Ernest Appah-OTI-15.2
Mark McGladrey-EOC-15.4
Doc Holliday-OTI-15.7

INT. HURDLES

Pat Sutton-OCE-54.4(400m)
Chris Knudson-LIN-54.6
Dave Garton-LIN-55.0
Ray Struve-LIN-55.8
John Boyd-PAC-55.8

Bob Coe-SOC-56.6
Dave Fulkerson-SOC-56.8
Ken Boethin-OCE-57.1
Rich Wetherell-EOC-58.2
Doc Holliday-OTI-58.4

ENTRANTS & EFFORTS(cont.)

3 MILE

Larry Miller-SOC-14:07
John Barry-SOC-14:35.3
Dan Hall-WILL-14:40.6
Rob Frantz-SOC-14:53.4
Bob Ray-LIN-15:00
Steve Henson-LIN-15:00.1

Chris Fatland-OCE-15:02
Gerry McLain-EOC-15:40.1
John Othus-OCE-17:46.
Jim Healy-OCE-n/t
Carlos Montgomery-EOC-15:48.3
Rick Fordney-OCE-n/t

MILE

Jay Frentress-LIN-4:15.4
Dave Nickelson-LIN-4:15.9
Rich Olsen-L&C-4:18.4
Brock Hinzman-WILL-4:18.5
Toby Daniels-L&C-4:20.4
Rick Fordney-OCE-4:20.6
John Barry-SOC-4:24.9

Dale Barker-OCE-4:27.4
Paul Means-OCE-4:28.3
Paul Zorner-L&C-4:29.0
Gerry McLain-EOC-4:31.1
John Othus-OCE-4:34.0
Dennis Kerfoot-EOC-4:40.2

2 MILE WALK

Jim Bean-OCE- 14:19.0
Rob Frank-OCE-14:56.6
Keith Wolf-SOC-15:51
Bob Korn-EOC-16:06.8

Al Rothenbucker-OCE-16:42.4
Wilton Jackson-L&C-16:57.6
Bruce Lang-OCE-n/t

HIGH JUMP

Gary Davis-OCE-6'7 1/4
Craig Riley-SOC-6'6
Bruce Kennedy-L&C-6'5 3/4
Harold Browning-WILL-6'5
John Bartlett-LIN-6'4 1/2
Charles Goodman-OCE-6'2

Scott Toll-OTI-6'2
Barry Hatfield-EOC-6'1
Doc Holliday-OTI-6'1
Mike Looslie-EOC-6'0
Mike Gaentsch-SOC-n/h
Ron Larie-SOC-n/h

TRIPLE JUMP

John Bartlett-LIN-47'2
Randy Fike-L&C-46'5 3/4
Steve Wolfe-NWN-46'1
John Wilson-WILL-45'8 3/4
Burl Wheaton-OCE-44'3 1/2
Ernest Appah-OTI-43'6 1/2

Ron Comstock-OCE-43'0
Randy Beaty-SOC-42'11 1/2
Randy Yoshimura-SOC-42'8
Mark McGladrey-EOC-42'4
Mike Looslie-EOC-41'4
Steve Ohm-L&C-41'2

LONG JUMP

Randy Fike-L&C-23'11 3/4
Dennis Hunt-EOC-23'10 1/2
Gery Ellibee-WILL-23'9 3/4
Randy Beaty-SOC-22'11
Doug Woods-WILL-22'5 3/4
Steve Wolfe-NWN-21'9
Steve Ohm-L&C-21'5 3/4

Ron Comstock-OCE-21'5 1/2
Randy Yoshimura-SOC-21'1
Barry Hatfield-EOC-21'3 1/2
John Hammond-OCE-21'0
Dick Degroot-OTI-20'11
Ernest Appah-OTI-20'8
Jim Pardee-SOC-n/d

ENTRANTS & EFFORTS(cont)

SHOT PUT

Toby Robillard-LIN- 52'7 3/4
Doug Torbert-OCE-50' 3/4
Lloyd Graves-OCE-49'11
Ken Cutcher-LIN-49'6 1/2
Rex Rice-L&C-47'7 1/2

Jim McDonald-EOC-47'2 1/2
Randy Ramos-SOC- 46'9 1/2
Dave Bowman-PAC- 45'7
Stan Washington-OTI- 42'10

HAMMER

Lynn Bates-OCE- 156'1
John Lahley-OCE-155'10
Randy Ramos-SOC-146'9
Joe Neveau-EOC-146'1
Greg Schukart-OCE-141'0
Steve Washington-OTI-122'9

Dave Brown-SOC-120'8
Mike Layng-OTI-120'0
Rex Rice-L&C-115'6
Ray Nix-OCE- 115'0
Scott Burkhardt-L&C-111'3
Jim McDonald-EOC-105'5 1/2

DISCUS

John Lahley-OCE-155;10
Toby Robillard-LIN-154'1
Greg Schukart-OCE-152'8
Dave Bowman-PAC-148'11
Stan Washington-OTI-147'8
Lloyd Graves-OCE-145'0
Ken Cutcher-LIN- 144'6
Joe Neveau-EOC-129'9

Chris Davis-OTI-142'3
Scott Burkhardt-L&C-136'5
Rich Josephson-SOC-132'3
Mike Layng-OTI-130'0
Dan Abbott-SOC- 130'3
Jeff Wolfe-EOC-129'9

JAVELIN

Tony Grant-OTI-246'0
Ed Fohl-OCE-235'6
Greg Oveson-EOC-229'9
Dale Grant-SOC-229'6
Scott Irving-WILL-218'4

Bob Corcoran-WILL-215'4
Dave Domine-OCE-121'8
Kent Monlander-OCE-204'0
Gran Lee-L&C-203'9
Greg Schukart-OCE-199'8
Brian Getz-L&C-188'4
Jim Hoffman-SOC-179'4

ENTRANTS & EFFORTS(cont.)

6 MILE

Larry Miller-SOC-31:12
Rob Frantz-SOC-32:27.5
Jim Healy-OCE-33:27.7
Chris Fatland-OCE-33:27.7
Bob Ray-LIN-n/t
Doug Johnson-L&C-n/t
David Heunten-L&C-n/t
Carlos Montgomery-EOC-n/t
Dan Hall-WILL-n/t
Mark Baum-WILL-n/t

POLE VAULT

Brad Moore-L&C- 15'01/2
Jon Duerst-OCE-15'0
Stan Porter-OCE-14'6
Mike Standridge-LIN-14'5 1/2
Warren Hopson-SOC-14'0
Bill Hough-OTI-14'0
Floyd Grant-L&C-14'0
Chuck Dansky-OCE-13'6
Roger Schmidt-NNC-13'6
Jon McDowell-SOC-13'6

[illegible]

Track & Field

Running Score Sheet

[illegible]

DECATHLON RUNNING SCORE SHEET

Each participant must compete in all events in this order: (first day) 100m Dash; Long Jump, 16 pound Shot Put; HIgh Jump; and 400m Run. (second day) 110m High Hurdles Discus Throw; Pole Vault; Javelin Throw, and 1500m Run. Contestants are scored in each event according to time and distance standards established the International Amatear Athletic Federation. Each event is graded from 1-1,000 points and an outstanding competitor averages 800-900 points per event. The contestant with the highest total for the 10 events wins.

INDIVIDUAL	100M	L.J.	S.P.	H.J.	400M	110MH	DIS.	P.V.	JAV.	1500M	TOTAL
------------	------	------	------	------	------	-------	------	------	------	-------	-------

[illegible]

DECATHLON SCORE SHEET

SATURDAY May 19, 1973

<u>100 M H</u>	<u>DISCUS</u>	<u>POLE VAULT</u>	<u>JAVELIN</u>	<u>1500 METERS</u>
22.0-340	70'-2134-261	6'0-183-133	70'0-2134-167	5:42-207
21.8-350	73'-2225-285	6'3-191-164	75'-2286-198	5:40-216
21.6-361	76'-2317-309	6'6-198-190	80'-2439-228	5:38-224
21.4-371	79'-2408-332	6'9-206-219	85'-2591-257	5:34-242
21.2-381	82'-2499-355	7'0-213-244	90'-2743-285	5:32-250
21.0-392	85'-2591-378	7'3-221-272	95'-2896-312	5:28-268
20.8-403	88'-2682-400	7'6-229-300	100'-3048-339	5:24-287
20.6-415	91'-2774-422	7'9-236-324	105'-3200-365	5:22-297
20.4-426	94'-2865-444	8'0-244-351	110'-3353-390	5:20-306
20.2-438	97'-2957-465	8'3-252-377	115'-3505-415	5:18-316
20.0-449	100-3048-486	8'6-259-400	120'-3658-439	5:16-325
19.8-461	103'-3140-506	8'9-267-426	125'-3810-463	5:14-335
19.6-474	106-3231-526	9'0-274-448	130'-3962-486	5:12-345
19.4-487	109'-3322-546	9'3-282-473	135'-4115-509	5:10-355
19.2-499	112'-3414-566	9'6-290-498	140'-4267-531	5:08-366
19.0-512	115'-3505-585	9'9-297-519	145'-4420-553	5:06-376
18.8-526	118'-3597-605	10'0-305-543	150- 4572-575	5:04-387
18.6-540	121'-3688-623	10'3-313-567	155'-4724-596	5:02-397
18.4-554	124'-3780-642	10'6-320-587	160'-4877-617	5:00-408
18.2-568	127'-3871-661	10'9-328-610	165'-5029-638	4:58-419
18.0-582	130'-3962-679	11'0-335-630	170-5182-658	4:56-430
17.8-597	133'-4054-697	11'3-343-652	175'-5334-678	4:54-441
17.6-613	136'-4145-715	11'6-351-675	180'-5486-697	4:52-453
17.4-629	139'-4237-732	11'9-358-694	185'-5639-736	4:50-464
17.2-645	142'-4328-750	12'0-366-717	190'-5791-736	4:48-476
17.0-660	145'-4420-767	12'3-373-736	195'-5944-755	4:46-488
16.8-676	148-4511-784	12'6-381-757	200'-6096-774	4:44-500
16.6-694	151'-4603-801	12'9-389-777	205'-6248-792	4:42-512
16.4-712	154'-4694-818	13'0-396-796	210-6401-810	4:40-525
16.2-730	157'-4785-834	13'3-404-817	215'-6553-828	4:38-537
16.0-743	160'-4877-851	13'6-412-837	220'-6706-846	4:36-550
15.8-767	163'-4968-867	13'9-419-856	225'-6858-864	4:34-563
15.6-787	166'-5060-883	14'0-427-876	230'-7010-881	4:32-576
15.4-807	169'-5151-899	14'3-434-894	235'-7163-898	4:30-589
15.2-827	172'-5243-931	14'6-442-913	240'-7315-915	4:28-603
15.0-848	175'-5334-931	14'9-450-932	245'-7468-932	4:26-617
14.8-870	178-5426-946	15'0-457-950	250'-7620-949	4:24-631
14.6-892	181'-5517-962	15'3-465-969	255'-7772-966	4:22-645
14.4-914	184'-5608-977	15'6-473-989	260'-7925-982	4:20-660
14.2-938	187'-5700-992	15'9-480-1005	265'-8077-998	4:18-674
14.0-962	190'-5791-1007	16'0-488-1024	270'-8230-1014	4:16-689
13.8-987	193'-5883-1022	16'3-495-1040	275'-8382-1030	4:14-704
13.6-1013	196'-5974-1037	16'6-503-1059	280'-8534-1046	4:12-719
13.4-1039	199'-6006-1052	16'9-511-1077	285'-8687-1061	4:10-735
13.2-1066	202'-6157-1066	17'0-518-1093	290'-8839-1077	

DECATHLON SCORING TABLE

Friday--May 18, 1973

<u>100 Meters</u>	<u>Long Jump</u>	<u>Shot Put</u>	<u>High Jump</u>	<u>400 Meters</u>
14.4-170	15'0-457-264	20'-610-140	3'6-107-0	63.8-321
14.3-184	15'6-473-304	21'-640-167	3'7-109-0	63.4-332
14.2-198	16'0-488-341	22'-671-195	3'8-112-0	63.0-343
14.1-213	16'3-495-359	23'-701-223	3'9-114-12	62.6-354
14.0-228	16'6-503-378	24'-732-249	3'10-117-45	62.2-266
13.9-243	16'9-511-398	25'-762-274	3'11-119-68	61.8-378
13.8-258	17'0-518-415	26'-793-300	4'0-122'101	61.4-390
13.7-274	17'3-526-434	27'-823-324	4'1-125'135	61.0-402
13.6-290	17'6-534-453	28'-854-349	4'2-127-156	60.6-414
13.5-306	17'9-541-470	29'-884-373	4'3-1295-178	60.2-426
13.4-322	18'0-549-489	30'-915-397	4'4-132-210	59.8-439
13.3-339	18'3-556-505	31'-945-419	4'5-1345-231	59.4-451
13.2-356	18'6-564-523	32'-975-441	4'6-137-263	59.0-464
13.1-373	18'9-572-542	33'-1006-464	4'7-1395-283	58.6-477
13.0-390	19'0-579-557	34'-1036-487	4'8-142-314	58.2-491
12.9-408	19'3-587-575	35'-1067-509	4'9-1445-334	57.8-504
12.8-426	19'6-594-591	36'-1097-530	4'10-147-364	57.4-517
12.7-444	19'9-602-608	37'-1128-551	4'11-1495-384	57.0-531
12.6-482	20'0-610-626	38'-1158-571	5'0-1525-414	56.6-544
12.5-482	20'3-617-642	39'-1189-592	5'1-155-444	56.2-559
12.4-501	20'6-625-660	40'-1219-612	5'2-1575-463	55.8-573
12.3-520	20'9-633-677	41'-1250-632	5'3-160-493	55.4-588
12.2-540	21'0-640-693	42'-1280-652	5'4-1625-512	55.0-603
12.1-560	21'3-648-710	43'-1311-672	5'5-165-540	54.6-617
12.0-580	21'6-655-725	44'-1341-691	5'6-1675-560	54.2-633
11.9-601	21'9-663-742	45'-1372-710	5'7-170-588	53.8-648
11.8-622	22'0-671-759	46'-1402-729	5'8-1725-607	53.4-663
11.7-643	22'3-678-774	47'-1433-748	5'9-175-634	53.0-679
11.6-665	22'6-686-791	48'-1463-766	5'10-1775-652	52.6-695
11.5-687	22'9-694-808	49'-1494-785	5'11-180-680	52.2-712
11.4-710	23'0-701-822	50'-1524-803	6'0-183-707	51.8-728
11.3-733	23'3-709-838	51'-1555-821	6'1-1855-725	51.4-744
11.2-780	23'6-716-853	52'-1585-839	6'2-188-751	51.0-762
11.1-780	23'9-724-869	53'-1616-856	6'3-1905-769	50.6-779
11.0-804	24'0-732-885	54'-1646-873	6'4-193-796	50.2-797
10.9-828	24'3-739-899	55'-1677-891	6'5-1955-813	49.8-814
10.8-853	24'6-747-915	56'-1707-908	6'6-198-840	49.4-833
10.7-879	24'9-754-929	57'-1737-925	6'7-2005-857	49.0-852
10.6-905	25'0-762-945	58'-1768-942	6'8-203-882	48.6-871
10.5-932	25'3-770-961	59'-1798-959	6'9-2055-900	48.2-889
10.4-959	25'6-777-974	60'-1829-975	6'10-208-925	47.8-908
10.3-986	25'9-785-990	61'-1859-991	6'11-2105-942	47.4-928
10.2-1014	26'0-793-1006	62'-1890-1008	7'0-213-966	47.0-948
10.1-1043	26'3-800-1020	63'-1920-1024	7'1-216-992	46.6-968
10.0-1072	26'6-808-1035	64'-1951-1040	7'2-2185-1009	46.2-989

National Association of Intercollegiate Athletics

16 National Championships 1972-73



CROSS COUNTRY, William Jewell College, Liberty, Missouri, November 18, 1972
SOCCER, Dunn, North Carolina, November 29-December 2, 1972
FOOTBALL, Division II, Site of Participant, December 2, 1972
 Division I, Site of Participant, December 9, 1972
INDOOR TRACK, Municipal Auditorium, Kansas City, Missouri, January 19-20, 1973
ICE HOCKEY, Lakehead University, Thunder Bay, Ontario (Can.), March 2-4, 1973
SWIMMING, Kansas State College, Pittsburg, Kansas, March 8-10, 1973
WRESTLING, Morningside College, Sioux City, Iowa, March 8-10, 1973
BASKETBALL, Municipal Auditorium, Kansas City, Missouri, March 12-17, 1973
GYMNASTICS, Wisconsin-LaCrosse, LaCrosse, Wisconsin, March 23-24, 1973
BOWLING (Rolloffs), King Louie Plaza, Kansas City, Missouri, April 13-14, May 4-5, 1973
VOLLEYBALL, U. of California-San Diego, San Diego, California, May 4-5, 1973
OUTDOOR TRACK, Henderson State, Arkadelphia, Arkansas, May 23-25, 1973
BASEBALL, Municipal Stadium, Phoenix, Arizona, June 1-5 (6), 1973
TENNIS, Rockhill Country Club, Kansas City, Missouri, June 4-8 (9), 1973
GOLF, Wofford College, Spartanburg, S. Carolina, June 5-8, 1973

OFFICIAL STATISTICS

NAIA TRACK - Report No. 3 1205 Baltimore, Kansas City, Missouri 64105

(816) 842-5050

May 2, 1973

100-YARD DASH (NAIA Record: 09.3)

Ernest Pough, Texas Southern	:09.3
Robert Douglas, Central State OHIO	:09.4
Dennis Graham, Pembroke State NC	:09.4
Don Hull, Howard Payne TEX	:09.4
Willie McGee, Alcorn A&M MISS	:09.4
K.O. Okyir, Angelo State TEX	:09.4
Ralph Smith, Southeastern Louisiana	:09.4
Amos Sumpter, Texas Southern	:09.4
Earl Burns, Dillard LA	:09.5
Gregory Butler, Howard DC	:09.5
Ervin Gibson, Howard DC	:09.5
Kall Gillam, Jackson State MISS	:09.5
Harry Griffin, Angelo State TEX	:09.5
Aaron Harris, Arkansas-Pine Bluff	:09.5
James Kimbrough, Alcorn A&M MISS	:09.5
Jeff Polk, Salisbury State MD	:09.5
Steve Slavens, Central Washington State	:09.5
David Barron, Albany State GA	:09.6
Chris Brathwaite, Eastern New Mexico	:09.6
Adrian Capitol, Alcorn A&M MISS	:09.6
Dwaine Cleveland, Arkansas-Monticello	:09.6
Tim Collier, East Texas State	:09.6
James Gilkes, Fisk TENN	:09.6
Harrison Lockhart, Fisk TENN	:09.6
Bill Marley, Catawba NC	:09.6
Alvin McGowan, Alcorn A&M MISS	:09.6
Tom Reid, Baptist College SC	:09.6
Jerry Sims, Alcorn A&M MISS	:09.6
Jerry Stancil, Pembroke State NC	:09.6
Julius Steele, Northwestern Louisiana	:09.6
Ken Vochson, Texas Southern	:09.6
Ashton Waite, Howard DC	:09.6
Sam Yavala, Eastern New Mexico	:09.6

220-YARD DASH (NAIA Record: 20.3)

Ronald Bethune, Southern-New Orleans LA	:20.6w
Don Jacobs, Jackson State MISS	:20.8
Ollie Hunter, West Virginia State	:20.9

220-YARD DASH (Continued)

Jeff Polk, Salisbury State MD	:20.9
Barry Garner, Tougaloo MISS	:21.0
Dennis Graham, Pembroke State NC	:21.0
Larry Stinson, Southwestern Oklahoma	:21.0
Ronald Cojoe, Dillard LA	:21.1
Aaron Harris, Arkansas-Pine Bluff	:21.1
Jerry Johnson, Wisconsin-Whitewater	:21.1w
Marvin Spain, Southern-New Orleans LA	:21.1w
James Gilkes, Fisk TENN	:21.2
Kenneth Payne, Langston OKLA	:21.2
Ernest Pough, Texas Southern	:21.2
Ralph Smith, Southeastern Louisiana	:21.2
Brian Green, Southern-New Orleans LA	:21.2w
Dennis Jones, Pembroke State NC	:21.3
Ray Redmon, Texas Southern	:21.3
Freddie Thomas, Dillard LA	:21.3
Sam Yavala, Eastern New Mexico	:21.3
K.O. Okyir, Angelo State TEX	:21.3w
Eddie Snow, Texas Southern	:21.3w

440-YARD DASH (NAIA Record: 45.2)

Larry Ellis, Jackson State MISS	:46.6
Julius Sang, North Carolina Central	:46.6
Ronald Bethune, Southern-New Orleans LA	:46.9
Robert Hulbert, Jackson State MISS	:46.9
Angilo Taylor, Albany State GA	:46.9
Steve Nichols, Adams State COLO	:47.1
Anders Faager, U.S. International CALIF	:47.2
Regi Brown, Eastern New Mexico	:47.4
Bobby Coleman, Stephen F. Austin TEX	:47.4
Ronald Jenkin, Texas Southern	:47.4
Mike Washington, Texas Southern	:47.4
Charles Oliver, Troy State ALA	:47.5
Carl Stevenson, Southern University LA	:47.5
Robert Taylor, Texas Southern	:47.5
Andrew Brown, Southern University LA	:47.6
George Davis, Nebraska-Omaha	:47.6
Ray Redmon, Texas Southern	:47.6
7 Tied With	:47.8

w - Wind Aided

880-YARD RUN

(NAIA Record: 1:48.6)

Mike Boit, Eastern New Mexico	1:47.1	Anthony Brien, Marymount KAN	13:56.2
Robert Ouko, North Carolina Central	1:49.5	Mike Nixon, Pittsburg St. KAN	13:56.4
John Wilson, Adams State COLO	1:51.0	Philip Ndoo, Eastern New Mexico	13:56.5
Glenford Robinson, Ark. Pine Bluff	1:51.1	Billy Fordjour, Howard Payne TEX	13:57.8
Sylvester Mitchell, Ark.-Monticello	1:51.4	Ken Bell, Fort Hays State KAN	14:02.5
Tommy Fulton, Texas Southern	1:52.0	Charley Vigil, Adams State COLO	14:04.0
LeRoy Bell, Jackson State MISS	1:52.2	Joel Jameson, Occidental CAL	14:05.6
Wayne Hatcher, Howard Payne TEX	1:52.4	Rick Hebron, Eastern Wash. State	14:06.6
Bob Phippen, High Point NC	1:52.4	Bob Maplestone, East. Wash. State	14:06.6
Joe Rule, Jackson State MISS	1:52.5	Mike Wilson, Delaware State	14:07.5
Robert Hulbert, Jackson State MISS	1:52.7	Jim Drews, Wisconsin-LaCrosse	14:08.3
John Leier, Whitman WASH	1:52.8	Jeff Matthews, U.S. Internat'l CAL	14:11.0
Ramsey Guy, Oklahoma Christian	1:53.0	Tommy Fulton, Texas Southern	14:11.7
Robert LaGrant, Texas Southern	1:53.0	Don Isaak, Redlands CAL	14:14.7
Warren Brown, Miss. Valley State	1:53.1	Rick Horton, Malone OHIO	14:15.2
Alan Kleinsasser, Calif. Tech.	1:53.1	David Antognoli, Edinboro State PA	14:15.6
Karl Koonce, Henderson St. ARK	1:53.1	Wendell Skelley, Malone OHIO	14:17.1
Craig Louis, So-New Orleans LA	1:53.1	Marlin Kluvers, Dickinson State ND	14:19.0
Dwight Pankey, Langston OKLA	1:53.4	Joe McGhee, Carthage Wis.	14:19.8
Emory Howell, Delaware State	1:53.5	Robert Hackman, Howard Payne TEX	14:20.7
Rod Lattie, Pembroke State NC	1:53.5	Jim Heerwalk, Howard Payne TEX	14:21.1

ONE-MILE RUN

(NAIA Record: 4:04.3)

Mike Boit, Eastern New Mexico	4:03.0	Peter Fredericksson, U.S.Int'l CAL	28:24.4
Rex Maddaford, Eastern New Mexico	4:07.3	Keith Grinnell, Marymount KAN	28:26.2
Bob Maplestone, Eastern Wash. St.	4:07.6	Philip Ndoo, Eastern New Mexico	29:03.8
Mike Nixon, Pittsburg State KAN	4:08.3	Tony Brien, Marymount KAN	29:19.2
Don Isaak, Redlands CAL	4:09.6	Glenn Behnke, North Central ILL	29:29.6
Jim Birnbaum, Fort Hays St. KAN	4:10.6	Jim Drews, Wisconsin-LaCrosse	29:33.6
Jack Finch, Rio Grande OHIO	4:10.6	Dennis Williams, Eastern New Mex.	29:41.0
Tommy Fulton, Texas Southern	4:10.7	Joel Jameson, Occidental CAL	29:49.4
Billy Fordjour, Howard Payne TEX	4:10.9	Lucien Rosa, Wisconsin-Parkside	30:08.0
Jeff Bradley, Millersville St. PA	4:11.2	Charley Vigil, Adams State COLO	30:14.0
Mike Cassaday, Loras IA	4:11.3	Charles Korte, Loras IA	30:23.4
David McInnis, Baptist College SC	4:11.7	Jerry Arnold, West Georgia	30:31.5
Jim Drews, Wisconsin-LaCrosse	4:12.2	Glen Schumacher, Carthage Wis	30:32.0
Alan Kleinsasser, Calif. Tech.	4:12.5	Dave Phillips, Bemidji St. MINN	30:33.0
Marlin Kluvers, Dickinson St. ND	4:12.5	Mike Cassady, Loras IA	30:33.8
Jim Scott, Pittsburg St. KAN	4:12.5	Mike Turmala, High Point NC	30:43.3
Scott Barrett, North Central ILL	4:12.6	Nick Overby, St. John MINN	30:53.0
Victor Elk, Pembroke St. NC	4:12.7	Kirk Ruhnke, Wisconsin-O'kech	30:53.7
Karl Koonce, Henderson St. ARK	4:12.8	Don Slusser, Indiana PA	30:58.0
Doug Shreves, Pittsburg St. KAN	4:13.1	Tom Joerres, Carthage Wis	30:58.9
Jeff Matthews, U.S.Internat'l CAL	4:13.2	Jim Rehbein, Wisconsin-LaCrosse	31:00.0
James MacNider, North Central ILL	4:13.4		
Doug Robinson, McMurry TEX	4:13.4		
Bill Scholl, Malone OHIO	4:13.8		

SIX-MILE RUN

(NAIA Record: 23:51.9)

TWO-MILE WALK

(NAIA Record: First Time for 2-Mile Walk)

Keith Grinnell, Marymount KAN	13:40.9	Jim Bean, Oregon College of Ed.	14:23.0
Guy Levey, Angelo State TEX	13:52.0	Augie Hirt, McPherson KAN	14:34.5
Peter Fredericksson, U.S.Int'l CAL	13:53.8	Rob Frank, Oregon College of Ed	14:56.6
Dennis Williams, Eastern New Mex.	13:55.6	Mike Place, Adams State COLO	15:05.0
		Mike Hale, Oklahoma Christian	15:27.0
		Robert Korn, Eastern Oregon	16:06.8
		J. Brown, Emporia State KAN	16:41.0
		Eddy Ramirez, Fresno Pacific CAL	16:45.7
		Wilt Jackson, Lewis and Clark CRE	17:21.6

3000-METER STEEPLECHASE
(NAIA Record: 9:01.0)

Philip Ndoo, Eastern New Mexico	8:50.6
Mike Nixon, Pittsburg State KAN	9:13.0
Ken Layne, Baptist College SC	9:14.8
John McNeiece, Pasadena CALIF	9:16.7
Gary Johanson, Westmont CALIF	9:19.6
Luis Villarreal, Westmont CALIF	9:21.7
Jeff Matthews, U.S. International CAL	9:22.4
Rex Maddaford, Eastern New Mexico	9:24.1
John Barry, Southern Oregon	9:24.4
Jay Frentress, Linfield ORE	9:26.3
Tom Joerres, Carthage WIS	9:27.7
Bob Long, Occidental CALIF	9:30.7
Jake Sorg, Indiana PA	9:31.9
Wes Babcock, Wisconsin-Whitewater	9:35.8
Doug Canan, Indiana PA	9:36.0
Mark Weeks, Adams State COLO	9:36.0
George Wilson, Ferris State MICH	9:36.0
Rick Fordney, Oregon College of Ed.	9:38.6
Marion Craddock, Pembroke State NC	9:40.0
Warren Flaming, Bethel KAN	9:41.4
Chuck Dettman, Wisconsin-Parkside	9:41.9

120-YARD HIGH HURDLES
(NAIA Record: 13.5)

Rodney Milburn, Southern LA	13.5
Charles Foster, North Carolina Central	13.6
Robert Martin, Southeastern Louisiana	14.0
Ronald Washington, Texas Southern	14.0
William Griffin, Howard DC	14.1
Brute Barnett, Tarkio MO	14.1w
Marshall Alexander, Southern LA	14.2
Jackie Haliburton, Prairie View A&M TEX	14.2
Art Peals, Emporia State KAN	14.2
Paul Ricciardi, Baptist College SC	14.2
Mike Ross, Howard Payne TEX	14.2
Norm Thomas, Fairmont State WVA	14.2
Maurice King, Northeastern Oklahoma	14.3
Andy Kusma, Bloomsburg State PA	14.3
Gary Taylor, Texas Southern	14.3
Herman Brister, Southern LA	14.4
Chester Forsh, Berry GA	14.4
Henry Lamb, Albany State GA	14.4
Mike Lipscomb, Edinboro State PA	14.4
J. Norris, Graceland IOWA	14.4
David Rachel, David Lipscomb TENN	14.4
Jo Jo White, Delta State MISS	14.4
D. D. Hines, Angelo State TEX	14.4w

440-YARD HURDLES
(NAIA Record: 50.9)

Carl Stevenson, Southern LA	51.5
-----------------------------	------

440-YARD HURDLES (Continued)

Carl Thompson, Texas Southern	51.5
Ulysses Washington, Texas Southern	51.5
Eric Jones, Prairie View A&M TEX	52.0
Robert Hulbert, Jackson State MISS	52.1
Doug Odell, Occidental CALIF	52.2
George Crummell, West Virginia State	52.9
Rick Penner, Fresno Pacific CALIF	52.9
Ricky Britain, Stephen F. Austin TEX	53.1
Tom Esikhati, Eastern New Mexico	53.2

LONG JUMP

(NAIA Record: 25-8 1/4)

David Boyd, Fisk TENN	25- 9 1/2
Josh Owusu, Angelo State TEX	25- 7 3/4
Lars Allen, Arkansas-Pine Bluff	25- 6 1/2
Anthony Adetemi, Jackson State MISS	24- 8 1/4
Dennis Graham, Pembroke State NC	24- 6
Roger Trujillo, Fresno Pacific CALIF	24- 6
Tony Ababio, Howard Payne TEX	24- 5 3/4
Carl Thompson, Texas Southern	24- 4
Victor Mathis, Prairie View A&M TEX	24- 3
Moise Pomaney, Howard Payne TEX	24- 2
Robinson Grice, Southern LA	24- 1
Derek Moore, Sul Ross State TEX	24- 1
Mike Brown, Northwestern Louisiana	24- 0 3/4
Mark Zukevich, Sul Ross State TEX	23-11 1/2
Dennis Hunt, Eastern Oregon	23-10 1/4
Dave Jagger, Pasadena CALIF	23- 9
David Rachel, David Lipscomb TENN	23- 9
Zachery Sconiers, Fresno Pacific CALIF	23- 9
Elliott Terry, Texas Southern	23- 9

TRIPLE JUMP

(NAIA Record: 51-9)

Moise Pomaney, Howard Payne TEX	52- 0 1/2w
Jessie Johnson, Southern LA	51- 4 1/2
Ray Jenkins, North Carolina Central	50-11
Tony Ababio, Howard Payne TEX	50- 8 1/2
Marvin Brown, Dallas Baptist TEX	50- 2 1/4
Elliott Terry, Texas Southern	49- 9
Marvin Hill, Southern LA	49- 7 1/2
Eugene Harris, Southern-New Orleans LA	49- 4 1/2
Tommy Smith, Southeastern Louisiana	49- 3 3/4
Roger Trujillo, Fresno Pacific CALIF	49- 3
David Rachel, David Lipscomb TENN	49- 2
Tony Rotella, Fresno Pacific CALIF	48-11 3/4
Carl Thompson, Virginia State	48- 8 1/2
Lars Allen, Arkansas-Pine Bluff	48- 3
Armand Buchanan, David Lipscomb TENN	48- 2 3/4
Farrell Soileau, Northwestern Louisiana	48- 1 1/2

HIGH JUMP

(NAIA Record: 7- 0 1/2)

Jack Causey, Southern California	7-1-1/4
Walden Curry, Delta State MISS	6-11
Dave Phillips, Pembroke State NC	6-11
Gene Head, Baptist College SC	6-10-1/4
Keith Johnson, Adams State COLO	6-10
Keith Nuttelman, Kearney State NEB	6-10
Elliott Terry, Texas Southern	6-10
Steve Leroe, Westmont CALIF	6-9-1/4
George Clifow, Texas Southern	6-9
Mike Drozin, Edinboro State PA	6-9
Pat Phillips, Doane NEB	6-8-1/2
John Hurd, John Brown ARK	6-8-1/4
Jeff Cohen, Hamline MINN	6-8
Gayle Evans, Jackson State MISS	6-8
Ron LaFond, Wisconsin-Stevens Point	6-8
Tim Newberry, Nebraska-Omaha	6-8
John Stanek, Augustana ILL	6-8

POLE VAULT

(NAIA Record: 16-4)

Jim Lincoln, Eastern New Mexico	16-6
Steve Hardison, Fresno Pacific CALIF	16-2-3/4
Allen Kane, Simon Fraser CAN	15-9
Tom Henderson, Occidental CALIF	15-7
Mike Bryant, Redlands CALIF	15-6
Steve Hughes, Westmont CALIF	15-3
Alan Moore, Southwest Texas State	15-3
Jack Engsberg, Wisconsin-LaCrosse	15-2-1/4
Joe Laboon, West Georgia	15-2
Steve Towles, Baptist College SC	15-2
Scott Emerson, Southwest Texas State	15-1
Jim Lehmen, Wisconsin-Stevens Point	15-1

MARATHON

(NAIA Record: 2:41:13.2)

Lucien Rosa, Wisconsin-Parkside	2:25:18
Curt Ankeny, George Fox ORE	2:25:19
Larry Miller, Southern Oregon	2:25:54
Tony Brien, Marymount KAN	2:26:10
Gary Roybal, Eastern New Mexico	2:26:22
Donald Slusser, Indiana PA	2:27:14
Peter Fredericksson, U.S. Internat'l CALIF	2:27:26
Ken Moffitt, Occidental CALIF	2:28:20
Lionel Ortega, Adams State COLO	2:31:00
George Chavez, Eastern New Mexico	2:31:16
Don Gregory, Fresno Pacific CALIF	2:31:31
Bill Scholl, Malone OHIO	2:32:00
Wendell Skelley, Malone OHIO	2:32:00
Steve Nowack, Eastern New Mexico	2:34:00
Doug Johnson, Lewis and Clark ORE	2:34:45
Roger Vann, John Brown ARK	2:34:45
Dave Elger, Wisconsin-Stevens Point	2:35:09
Gary Johanson, Westmont CALIF	2:35:33

SHOT PUT

(NAIA Record: 62- 9 3/4)

Ed Franklin, Stephen F. Austin TEX	58-9-1/4
Don Cook, Doane NEB	58-2-1/2
Wally Autem, Pittsburg State KAN	58-2
Bill Harsh, Central Washington State	58-2
Dennis Anderson, Fresno Pacific CALIF	57-10-1/2
Randy Shipley, Pacific Lutheran WASH	57-6
Syd Gilzow, Southwest Texas State	56-8-1/2
Ron Summers, Illinois College	56-2-3/4
Tom Weber, Fort Hays State KAN	54-10
Jeff Everson, Wisconsin-Whitewater	54-7-3/4
Al Kirschenmann, Northern State SD	54-5-1/2
Steve Lindgren, Hamline MINN	54-5
Jerry Hinson, Emporia State KAN	54-4-1/2
Dale Robley, Moorhead State MINN	54-3
Tommy Killerner, Howard Payne TEX	54-0

DISCUS THROW

(NAIA Record: 185- 3 1/2)

Bengt Nilsson, U.S. International CALIF	183-5
Bill Harsh, Central Washington State	176-0
Jerry Hinson, Emporia State KAN	174-0
Mike Ryles, Southwestern Oklahoma State	169-2-1/2
Roger Kamla, McPherson KAN	167-9
Robert Kuhn, Fort Hays State KAN	166-0
Jim Blair, Baptist College SC	165-5
Wally Autem, Pittsburg State KAN	165-5
Steve Perry, Augustana ILL	164-5
John Buesing, Carthage WIS	163-4-1/2
Barry Lightfoot, Howard Payne TEX	163-0
Mark Smith, Pacific Lutheran WASH	162-7
Mark Mathews, Chadron State NEB	162-6
Joe Hale, Southern State ARK	162-3
Richard Finger, Pembroke State NC	162-1
Syd Gilzow, Southwest Texas State	160-1

JAVELIN THROW

(NAIA Record: 251-8)

Tony Grant, Oregon Tech	246-0-1/2
Carlos Omphroy, Occidental CALIF	242-7
Larry Hynek, Emporia State KAN	242-1
Eldon Tuttle, Texas A&I	230-8
Bob Orell, Pomona-Pitzer CALIF	229-6
Ed Pohl, Oregon College of Ed.	226-3
Kevin Peter, Pomona-Pitzer CALIF	225-10
Dale Grant, Southern Oregon	225-2
Scott Irving, Willamette ORE	218-4
John Elliott, Indiana PA	216-8
Rolland Lawrence, Tabor KAN	216-8
Gregg Abenroth, Pacific Lutheran WASH	216-7
Russ Baker, David Lipscomb TENN	215-6
Bob Corcoran, Willamette ORE	215-4

w - Wind Aided

-more-

HAMMER THROW

(NAIA Record: 196-7)

Murray Keating, Simon Fraser CAN
 Dennis McCaye, Fresno Pacific CALIF
 Jeff Everson, Wisconsin-Whitewater
 Bill Harsh, Central Washington State
 Dave Lutz, Adams State COLO
 Robert Frazier, Texas Southern
 Gary Stines, U.S. International CALIF
 Lynn Bates, Oregon College of Education
 Warren Shank, Westmont CALIF

204-4 North Carolina Central
 179-9 Texas Southern
 167-0 Stephen F. Austin TEX
 162-0 Troy State ALA
 162-0 Jackson State MISS
 160-1 Eastern New Mexico
 157-0 Arkansas-Pine Bluff
 156-0 Southern LA
 153-1 Prairie View A&M TEX

3:08.8
 3:09.4
 3:09.7
 3:09.9
 3:10.4
 3:10.8
 3:11.0
 3:11.4
 3:12.2

440-YARD RELAY

(NAIA Record: 39.5)

Alcorn A&M MISS
 Texas Southern
 Baptist College SC
 Angelo State TEX
 Arkansas-Pine Bluff
 Jackson State MISS
 Howard Payne TEX
 Northwestern Louisiana State
 Pembroke State NC
 Prairie View A&M TEX
 Albany State GA
 Southern LA
 Stephen F. Austin TEX
 Troy State ALA
 Howard DC
 Southeastern Louisiana
 West Georgia

39.9 Mississippi Valley State
 40.4 Dallas Baptist TEX

3:13.6
 3:13.8
 3:14.0
 3:14.1
 3:14.5
 3:14.6

DECATHLON

(NAIA Record: 7551)

Dave Bahr, Graceland IOWA
 Darwin Robinson, Dakota State SD
 Randy Moldenhauer, Sul Ross State TEX
 Fred Jesse, Pasadena CALIF
 Archie Nixon, Sul Ross State TEX
 Lewis Allen, Angelo State TEX
 Dave Keebler, U.S. International CALIF
 Keith Merritt, Wisconsin-Parkside
 Kenneth Nixon, Southwestern KAN
 Timothy Kohane, Grand Valley State MICH
 Gary Throckmorton, Berry GA

6791
 6562
 6370
 6295
 6275
 6169
 6078
 6057
 5954
 5891
 5805

REMINDERS TO NAIA TRACK COACHES

1. All MARATHON runners must have had a physical examination this current track season and present a statement from a physician before competing. Statement may be sent with entry or presented at confirmation meeting on Tuesday, May 22nd.
2. If your team is flying into Little Rock or Hot Springs you MUST contact Charles Adcock, Meet Director, 8915 Fairhaven Rd., Little Rock, Ark. 72205 (Phone 501-225-4288) by Tuesday, May 15, 1973. Transportation will only be provided for the institutions that request this service.
3. An appearance check of \$25.00 MUST be submitted with your entries before they will be accepted as entered. The check will be returned upon your institution appearing at the meet.
4. IAAF regulations concerning taping of the hand and the thickness of jumping shoes will be adhered to for this National Meet.
5. Deadline for entries is May 9th - HURRY.

22ND ANNUAL OUTDOOR TRACK AND FIELD CHAMPIONSHIPSTEAM SCORES

1. Texas Southern	81	35. Azusa Pacific (Calif)	6
2. Eastern New Mexico	55	35. Central State (Ohio)	6
3. Baptist of Charleston (S.C.)	40	35. Arkansas-Pine Bluff	6
4. Stephen F. Austin (Tex)	34	35. Western Washington State	6
5. Occidental (Calif)	28	35. Marymount (Kan)	6
5. U.S. International (Calif)	28	42. Carthage (Wis)	5
7. Angelo State (Tex)	26	42. Pembroke State (N.C.)	5
8. Fisk (Tenn)	22	42. Adams State (Colo)	5
9. Southern (La)	20	42. Prairie View A&M (Tex)	5
10. Fresno Pacific (Calif)	18	46. McPherson (Kan)	4
11. Howard Payne (Tex)	17	46. Southern Oregon	4
12. Pittsburg State (Kan)	13	46. Rio Grande (Ohio)	4
12. Central Washington State	13	46. Linfield (Ore)	4
14. Pasadena (Calif)	12	46. West Georgia	4
14. Edinboro State (Pa)	12	46. High Point (N.C.)	4
14. Eastern Washington State	12	52. Dallas Baptist (Tex)	3
17. Indiana (Pa)	11	53. Sul Ross State (Tex)	2
18. Simon Fraser (Canada)	10	53. Nebraska-Omaha	2
18. Wisconsin-Parkside	10	53. Winona State (Minn)	2
18. Graceland (Iowa)	10	53. Tarkio (Mo)	2
18. Oregon College of Education	10	53. Eastern Oregon	2
18. Southwest Texas State	10	53. Dickinson State (N.Dak)	2
18. Northwestern Louisiana	10	53. Spring Arbor (Mich)	2
18. Fort Hays State (Kan)	10	53. Wiley (Tex)	2
18. Delta State (Miss)	10	53. Lubbock Christian (Tex)	2
26. Oklahoma Christian	9	53. Westmont (Calif)	2
26. Emporia State (Kan)	9	53. LaVerne (Calif)	2
28. Boston State (Mass)	8	64. Hampton Institute (Va)	1
28. Pacific Lutheran (Wash)	8	64. Dakota Wesleyan (S.Dak)	1
28. Southern California College	8	64. St. Ambrose (Iowa)	1
28. Troy State (Ala)	8	64. Perry (Ga)	1
32. Southeast Oklahoma State	7	64. Fedlands (Calif)	1
32. Southeastern Louisiana	7	64. Hendrix (Ark)	1
32. Mississippi Valley State	7	64. Whitman (Wash)	1
35. Wisconsin-Whitewater	6	64. Salisbury State (Md)	1
35. Dakota State (S.D.)	6	64. Fairmont State (W.Va.)	1

100-YARD DASH: 1. Kofi Okyir, Angelo State (Tex) :09.5; 2. Ernest Pough, Texas Southern :09.5; 3. Charles Gulley, Southeastern Oklahoma State :09.5; 4. James Gilkes, Fisk (Tenn) :09.5; 5. Robert Douglas, Central State (Ohio) :09.6; 6. Willis Anderson, Dallas Baptist (Tex) :09.6.

220-YARD DASH: 1. Tom Reid, Baptist (S.C.) :20.7; 2. James Gilkes, Fisk (Tenn) :20.9; 3. Kofi Okyir, Angelo State (Tex) :21.2; 4. Robert Douglas, Central State (Ohio) :21.2; 5. Martin Amoke, Westmont (Calif) :21.2; 6. Jeffry Polk, Salisbury State (MD) :21.4;

440-YARD DASH: 1. Bobby Coleman, Stephen F. Austin (Tex) :46.5; 2. Ronald Jenkins, Texas Southern :46.5; 3. Anders Faager, U.S. International (Calif) :46.6; 4. Carl Shaw, Linfield (Ore) :47.1; 5. Dan Revada, Wiley (Tex) :47.4; 6. Thomas Mallard, Mississippi Valley State :47.7.

880-YARD DASH: 1. Mike Boit, Eastern New Mexico 1:47.7 (NAIA RECORD); 2. Tommy Fulton, Texas Southern 1:48.8; 3. Robert LaGrant, Texas Southern 1:48.8; 4. Rob Phippen, High Point, (N.C.) 1:49.3; 5. Ron Nelson, Fort Hays State (Kan) 1:49.4; 6. John Leier, Whitman (Wash) 1:49.6.

MILE RUN: 1. Tommy Fulton, Texas Southern 3:57.8 (NAIA RECORD); 2. Bob Maplestone, Eastern Washington State 3:58.5; 3. Mike Boit, Eastern New Mexico 4:00.3; 4. Jack Finch, Rio Grande (Ohio) 4:05.6; 5. Terry Valentine, Spring Arbor (Mich) 4:06.2; 6. Don Isaak, Redlands (Calif) 4:06.3.

THREE-MILE RUN: 1. Tommy Fulton, Texas Southern 13:33.3; 2. Rex Maddaford, Eastern New Mexico 13:34.1; 3. Phillip Ndoo, Eastern New Mexico 13:38.2; 4. Rick Hebron, Eastern Washington State 13:39.0; 5. Marlin Kluvers, Dickinson State (N.Dak) 13:46.5; 6. Mike Nixon, Pittsburg State (Kan) 13:46.8.

SIX-MILE RUN: 1. Peter Fredrikson, U.S. International (Calif) 28:42.2 (NAIA RECORD); 2. Tommy Fulton, Texas Southern 28:55.2; 3. Keith Grinnell, Marymount (Kan) 28:55.5; 4. Rex Maddaford, Eastern New Mexico 28:59.3; 5. Jim Birnbaum, Fort Hays State (Kan) 29:12.9.

120-YARD HIGH HURDLES: 1. Rodney Milburn, Southern (La) 13.6 (NAIA RECORD OF 13.4 SET IN PRELIMS); 2. Mike Ross, Howard Payne (Tex) 14.0; 3. Robert Martin, Southeastern Louisiana 14.1; 4. Jackie Haliburton, Prairie View A&M (Tex) 14.2; 5. Bruce Barnett, Tarkio (Mo) 14.3; 6. Art Peals, Emporia State (Kan) 14.4.

440-YARD HIGH HURDLES: 1. Doug Odell, Occidental (Calif) 51.2; 2. Carl Thompson, Texas Southern 51.4; 3. Mike Vorde, Western Washington State 51.9; 4. John Walker, Edinboro State (Pa) 52.3; 5. Ricky Britain, Stephen F. Austin (Tex) 52.4; 6. Eric Jones, Prairie View A&M (Tex) 53.0.

3000-METER STEEPLECHASE: 1. Rex Maddaford, Eastern New Mexico 8:46.1 (NAIA RECORD); 2. Phillip Ndoo, Eastern New Mexico 8:50.3; 3. Mike Nixon, Pittsburg State (Kan) 8:52.8; 4. Jim Birnbaum, Fort Hays State (Kan) 8:54.4; 5. Ken Layne, Baptist (S.C.) 8:59.7; 6. Robert Hackman, Howard Payne (Tex) 9:05.5.

TWO-MILE WALK: 1. Jim Bean, Oregon College of Education 14:30.0 (NAIA RECORD - NEW EVENT); 2. Dale Pass, Oklahoma Christian 14:30.1; 3. Carl Swift, Azusa Pacific (Calif) 14:33.2; 4. Augie Hurt, McPherson (Kan) 14:44.5; 5. Lance Herald, Nebraska-Omaha 14:51.1; 6. Mike Hale, Oklahoma Christian 15:00.0.

LONG JUMP: 1. David Boyd, Fisk (Tenn) 25-3 1/4; 2. Dave Jagger, Pasadena (Calif) 24-2 1/2; 3. Mike Brown, Northwestern Louisiana 24-1; 4. John Kuechle, Occidental (Calif) 23-10 1/2; 5. Jeff Bunke, Winona State (Minn) 23-0; 6. Paul Richardson, Hampton Institute (Va) 23-8 3/4.

TRIPLE JUMP: 1. Joshua Owusu, Angelo State (Tex) 53-0 (NAIA RECORD); 2. Moise Pomaney, Howard Payne (Tex) 51-6; 3. Jessie Johnson, Southern (La) 50-11; 4. Pobby McIntosh, Northwestern Louisiana 49-10 1/2; 5. Marvin Brown, Dallas Baptist (Tex) 49-6 1/4; 6. Tommy Smith, Southeastern Louisiana 48-10 1/2.

HIGH JUMP: 1. Walden Curry, Delta State (Miss) 7-0; 2. Jack Caussey, Southern California College 6-10; 3. TIE Jeff Hoberg, Carthage (Wis) and David Phillips, Pembroke State (N.C.) 6-6; 5. Mike Drozin, Edinboro State (Pa) 6-6; 6. Howard Siebert, Fairmont State (W.Va.) 6-6.

POLE VAULT: 1. Steve Harnison, Fresno Pacific (Calif) 16-6 1/4 (NAIA RECORD); 2. Steve Whitney, Baptist (S.C.) 15-4; 3. Steve Towles, Baptist (S.C.) 15-4; 4. Joe Laboon, West Georgia 15; 5. Paul Perryman, Lubbock Christian (Tex) 15; 6. Joe Durmon, Hendrix (Ark) 15.

SHOT PUT: 1. Syd Gilzow, Southwest Texas State 58-1 1/2; 2. Ed Franklin, Stephen F. Austin (Tex) 56-11; 3. Wally Auten, Pittsburg State (KS) 56-9; 4. Alvin Everett, Texas Southern 55-11 1/4; 5. Randy Shipley, Pacific Lutheran (Wash) 55-11; 6. Bill Harsh, Central Washington State 55-9 1/4.

DISCUS: 1. Bengt Nielson, U.S. International (Calif) 181-3; 2. Bill Harsh, Central Washington State 174-11; 3. Mark Smith, Pacific Lutheran (Wash) 172-9; 4. Jim Blair, Baptist (S.C.); 164-0; 5. Robert Kuhn, Fort Hays State (Kan) 162-10; 6. Mark Smith, St. Ambrose (Iowa) 159-9.

HAMMER THROW: 1. Murry Keating, Simon Fraser (Canada) 200-11 (NAIA RECORD); 2. Dennis McCave, Fresno Pacific (Calif) 187-6; 3. Jeff Everson, Wisconsin-Whitewater 158-8; 4. Bill Harsh, Central Washington State 157.2; 5. Dana Coleman, LaVerne (Calif) 146-2; 6. Dave Lutz, Adams State (Colo) 145-7.

JAVELIN: 1. John Elliott, Indiana (Pa) 244-9; 2. Larry Hynek, Emporia State (Kan) 237-9; 3. Carlos Omphry, Occidental (Calif) 237-6; 4. Dale Grant, Southern Oregon 227-3; 5. Greg Oveson, Eastern Oregon 224-1; 6. Tom Bell, Dakota Wesleyan (S.Dak) 222-5.

26-MILE MARATHON: 1. Lucian Rosa, Wisconsin-Parkside 2:26:01.5 (NAIA RECORD); 2. Wayne Frongello, Boston State (Mass) 2:29:29.8; 3. David Antogonoli, Edinboro State (Pa) 2:30:43.1; 4. Lionel Ortega, Adams State (Colo) 2:31:13.2; 5. Peter Fredrikson, U.S. International (Calif) 2:32:26.0; 6. David Slusser, Indiana (Pa) 2:34:04.5.

DECATHLON: 1. David Bahr, Graceland (Iowa) 7,011; 2. Joe Chilberg, Occidental (Calif) 6,708; 3. Darwin Robinson, Dakota State (S.Dak) 6,637; 4. Fred Jesse, Pasadena (Calif) 6,399; 5. Mark Zukevich, Sul Ross State (Tex) 6,386; 6. Charles Rust, Southeastern Oklahoma State 6,200.

440-YARD RELAY: 1. Texas Southern 40.1 (Amos Sumpter, Ernest Pough, Robert Taylor, Eddie Snow); 2. Baptist (S.C.) 40.2; 3. Arkansas-Pine Bluff 20-9; 4. Stephen F. Austin 41.3; 5. Eastern New Mexico 41.6; 6. Berry (Ga) 41.6.

MILE RELAY: 1. Stephen F. Austin (Tex) 3:08.9 (Dan Mayes, Rick Britain, Bobby Coleman, Charles McManus); 2. Troy State (Ala) 3:09.9; 3. Mississippi Valley State 3:10.7; 4. Southern (LA) 3:11.6; 5. Baptist (S.C.) 3:12.4; 6. Texas Southern 3:14.8.

OUTSTANDING ATHLETE

Tommy Fulton, Texas Southern

COACH OF THE YEAR

Dave Bethany, Texas Southern

Long Jump -- 6:30 Thursday, May 24 (Finals)

Flight 1:

1	454	David Boyd, Fisk	24'6
2	382	Mike Brown, NW Louisiana	23'8 $\frac{1}{2}$
3	414	Jeff Bunke, Winona	23'6 $\frac{1}{4}$
4	211	Dave Jagger, Pasadena	23'4

Flight 2:

1	725	Randy Fike, Lewis-Clark	23'1
2	810	John Kuechle, Occidental	22'10 $\frac{1}{2}$
3	295	Scott Armstrong, Malone	22'10
4	694	Paul Richardson, Hampton	22'9 $\frac{3}{4}$

Flight 3:

1	618	Dennis Graham, Pembroke	22'8 $\frac{1}{4}$
2	281	Bart Parham, Redlands	22'8
3	914	Wes Brown, W. Georgia	22'5
4	393	Gery Ellibeee, Willamette	22'4 $\frac{1}{2}$

Javelin -- 7:05 p.m. Thursday, May 24 (Finals)

Flight 1:

1	81	John Elliott, Indiana State, Penn.	233'8
2	866	Dale Grant, So. Oregon	226'7
3	654	Larry Hynek, Emporia State	223'11
4	664	Greg Oveson, E. Oregon	222'10

Flight 3:

1	814	Carlos Omphry, Occidental	214'8	SEE	OF PAGE
2	545	Russ Baker, David Lipscomb	212'8	FOUR FOR	
3	632	Bradley Bennett, Southwestern, Kan.	210'3	FLIGHT 2	
4	525	Mark Koch, Concordia	204'1		

120-High Hurdles -- 7:15 p.m Thursday, May 24 (Semis)

Heat 1:

1	169	Bobby Vigne, Baptist S.C.	15.1
2	224	Maurice King, NE Oklahoma	14.3
3	699	Mike Ross, Howard Payne	14.3
4	655	Art Peals, Emporia	14.6
5	603	Rodney Milburn, Southern, La.	13.4
6	121	William Hairston, S-State, Ark.	14.7
7	205	Lindsey Hughes, Redlands	14.7
8	752	Bob Jappe, Moorhead	14.6

Heat 2:

1	238	John Walker, Edinboro	14.9
2	195	Joe Spurlock, SW Oklahoma	14.7
3	694	Paul Richardson, Hampton	14.6
4	658	Jackie Haliburton, Prairie View	14.2
5	861	Robert Martin, SE Louisiana	14.1
6	273	Bruce Barnett, Tarkio	14.4
7	204	Jim Ewing, Redlands	14.6
8	838	Ken Boethin, Oregon College	14.9

Long Jump -- 6:30 Thursday, May 24 (Finals)

Flight 1:

1	454	David Boyd, Fisk	24'6
2	382	Mike Brown, NW Louisiana	23'8 $\frac{1}{2}$
3	414	Jeff Bunke, Winona	23'6 $\frac{1}{4}$
4	211	Dave Jagger, Pasadena	23'4

Flight 2:

1	725	Randy Fike, Lewis-Clark	23'1
2	810	John Kuechle, Occidental	22'10 $\frac{1}{2}$
3	295	Scott Armstrong, Malone	22'10
4	694	Paul Richardson, Hampton	22'9 $\frac{3}{4}$

Flight 3:

1	618	Dennis Graham, Pembroke	22'8 $\frac{1}{4}$
2	281	Bart Parham, Redlands	22'8
3	914	Wes Brown, W. Georgia	22'5
4	393	Gery Ellibeee, Willamette	22'4 $\frac{1}{2}$

Javelin -- 7:05 p.m. Thursday, May 24 (Finals)

Flight 1:

1	81	John Elliott, Indiana State, Penn.	233'8
2	866	Dale Grant, So. Oregon	226'7
3	654	Larry Hynek, Emporia State	223'11
4	664	Greg Oveson, E. Oregon	222'10

Flight 3:

1	814	Carlos Omphry, Occidental	214'8	SEE	OF PAGE
2	545	Russ Baker, David Lipscomb	212'8	FOUR FOR	
3	632	Bradley Bennett, Southwestern, Kan.	210'3	FLIGHT 2	
4	525	Mark Koch, Concordia	204'1		

120-High Hurdles -- 7:15 p.m Thursday, May 24 (Semis)

Heat 1:

1	169	Bobby Vigne, Baptist S.C.	15.1
2	224	Maurice King, NE Oklahoma	14.3
3	699	Mike Ross, Howard Payne	14.3
4	655	Art Peals, Emporia	14.6
5	603	Rodney Milburn, Southern, La.	13.4
6	121	William Hairston, S-State, Ark.	14.7
7	205	Lindsey Hughes, Redlands	14.7
8	752	Bob Jappe, Moorhead	14.6

Heat 2:

1	238	John Walker, Edinboro	14.9
2	195	Joe Spurlock, SW Oklahoma	14.7
3	694	Paul Richardson, Hampton	14.6
4	658	Jackie Haliburton, Prairie View	14.2
5	861	Robert Martin, SE Louisiana	14.1
6	273	Bruce Barnett, Tarkio	14.4
7	204	Jim Ewing, Redlands	14.6
8	838	Ken Boethin, Oregon College	14.9

440-Dash --- 7:30 p.m. Thursday, May 24 (Semis)

Heat 1:

1	398	Thomas Mallard, Miss. Valley	48.2
2	247	Dan Nevada, Wiley	47.6
3	192	George Davis, UN Omaha	48.0
4	323	Carl Shaw, Linfield	47.5
5	645	Ronald Jenkins, Texas Southern	47.0
6	133	Steve Nichols, Adams State	47.8
7	719	Brad Morris, Delaware State	48.0

Heat 2:

1	659	Carl Gude, Prairie View	48.3
2	651	Michael Washington, Texas Southern	47.9
3	605	Andrew Brown, Southern, La.	47.6
4	383	Andre Moore, NW Louisiana	47.5
5	316	Bobby Cookman, S.F. Austin	47.1
6	946	Anders Faeger, US International	47.5
7	102	Steve Schulte, Northern State	48.3
8	305	Louis Moss, UA Pine Bluff	47.6

Shot Put -- 8 p.m. Thursday (Finals)

Flight 1:

1	798	Wally Autem, Pittsburg	56'3 $\frac{1}{4}$
2	451	Bill Harsh, C. Washington	55'8 $\frac{1}{2}$
3	871	Syd Gilzow, SW Texas	55'8 $\frac{1}{2}$
4	353	Randy Shipley, Pacific Lutheran	55'8

Flight 2:

1	748	Dale Robley, Moorhead	53'11 3/4
2	567	Don Cook, Doane	53'10
3	686	Dennis Anderson, Fresno Pacific	53'6 3/4
4	692	Steve Lindgren, Hamline	53'4

Flight 3:

1	955	Leroy Hegge, USD/Springfield	52'8 $\frac{1}{2}$
2	322	Ed Franklin, SF Austin	52'8
3	222	Ron Summers, Illinois College	52'5 $\frac{1}{2}$
4	209	Gary Rayeske, River Falls	52'5 $\frac{1}{2}$
5	637	Alvin Everett, Texas Southern	55'7

100-Yd. Dash 8:15 p.m. Thursday, May 24

Heat 1:

1	593	Jerry Simms, Alcorn A&M	9.6
2	774	Willis Anderson, Dallas Bapt.	9.6
3	511	Robert Douglas, C. Ohio	9.5
4	641	Amos Sumpter, Texas Southern	9.6
5	560	Chris Braitwaite, E. New Mexico	9.5
6	165	Ron Jackson, Baptist S.C.	9.7
7	306	Aaron Harris, UA Pine Bluff	9.6

Heat 2:

1	208	Gary Gray, River Falls	9.7
2	202	Jeffery Polk, Salisbury State	9.6
3	453	James Gilkes, Fisk	9.6
4	638	Ernest Pough, Texas Southern	9.6
5	137	Kofi Okyir, Angelo State	9.5
6	153	Tom Reid, Baptist, S.C.	9.6
7	219	Charles Gulley, SE Oklahoma	9.6
8	588	Adrian Canitot, Alcorn A&M	9.6

880-Yd. Run --- 8:40 p.m. Thursday, May 24 (Semis)

Heat 1:

1	162	David Miller, Baptist S.C.	1:52.5
2	660	Cleophus Sharp, Priairie View	1:52.0
3	933	Tim Shaw, Westminster	1:52.2
4	642	Tommy Fulton, Texas Southern	1:50.3
5	109	Allan Klinsasser, Cal. Tech	1:52.0
6	365	Rich Tussing, Westmont	1:52.6
7	128	John Wilson, Adams State	1:52.2
8	226	John Nelson, Fort Hays	1:52.0

Heat 2:

1	696	Bob Filpping, High Point	1:51.4
2	652	Robert LaGrant, Texas Southern	1:51.4
3	315	Glenford Robinson, UAPine Bluff	1:52.2
4	670	Dennis Biel, Parkside	1:52.2
5	938	John Leir, Whitman	1:52.7
6	216	Sylvester, UA Monticello	1:52.8
7	363	Selwin Griffith, Oskosh	1:52.7
8	550	Mike Boit, E. New Mexico	1:51.8

3-Mile Run -- 9:20 p.m. Thursday, May 24, (Finals)

1	799	Mike Nixon, Pittsburg	14:08.1
2	181	Glen Schumacher, Carthage	14:11.4
3	296	Wendell Skelly, Malone	14:03.1
4	931	Fred Bingelli, Westminster	14:00.0
5	718	Mike Wilson, Delaware State	14:05.9
6	335	Jim Drews, LaCrosse	14*06.2
7	642	Tommy Fulton, Texas Southern	13:58.2
8	515	Don Cloeter, Concordia	14:06.3
9	693	David Teague, Hamline	14:04.9
10	516	Dean Grages, Concordia	14:11.5
11	804	Joel Jamison, Occidental	14:12.2
12	622	Victor Elk, Pembroke	14:03.6
13	557	Phillip Ndoo, E. N. Mexico	14:03.3
14	416	Marland Cluvers, Dickinson	14:06.9
15	138	Guy Levy, Angelo	14:07.1
16	558	Rex Madden, E. N. Mexico	13:59.1
17	787	Rick Hebron, E. Washington	14:08.9
18	243	Keith Grinnell, Marymount	14*05.6

3000 Meter Steeplechase 7:15 Friday, May 25 (Finals)

1	198	Jim Scorgie, Simon Fraser	9:10.0
2	452	John Barry, S. Oregon	9:17.4
3	943	Jeff Matthews, US International	9:10.6
4	708	Robert Hackman, Howard Payne	9:12.0
5	229	Jim Birnbaum, Fort Hays	9:09.2
6	557	Phillip Ndoo, E. N. Mexico	9:08.2
7	558	Rex Maddaford, E. N. Mexico	9:07.4
8	129	Mark Weeks, Adams State	9:10.2
9	167	Ken Layne, Baptist S.C. t	9:08.2
10	375	Luis Viallarreal, Westmont	9:09.9
11	799	Mike Nixon, Pittsburg	9:25.5
12	415	Jerry Schwartz, Dickinson	9:13.0

Mile Run --- 7:45 p.m., Friday, May 25 (Finals)

1	282	Don Isaak, Rqlands	4:08.0
2	642	Tommy Fulton, Texas Southern	4:08.3
3	183	John Baevmier, Carthage	4:11.0
4	780	Bob Maplestone, Eastern Washington	4:09.8
5	293	Bill Scholl, Malone	4:08.8
6	550	Mike Boit, Eastern New Mexico	4:08.8
7	230	Ronald Lawrenz, Fort Hays State	4:10.5
8	252	Karl Koonce, Henderson State	4:08.0
9	210	Jack Finch, Rio Grande	4:07.6
10	800	Doug Shreves, Pittsburg State	4:11.2
11	876	Terry Valentine, Spring Arbor	4:07.4
12	416	Marlin Klauvers, Diskincon State	4:11.1

220 Yard Dash --- 8:00 p.m., Friday, May 25 (semis)

HEAT I

1	418	Roger Ferrell, Stevens Point	21.7
2		Martin Amoke, Westmont (372)	21.5
3		Aaron Harris, UA-Pine Bluff (306)	21.5
4	699	Mike Ross, Howard Payne	21.4
5	453	James Gilkes, Fisk	20.9
6	638	Ernest Pough, Texas Southern	21.4
7	202	Jeffry Polk, Salsibury St	21.4
8			

HEAT 2

1	206	Ray Fabian, Whitworth	21.8
2	620	Jerry Stancil, Pembroke St	21.8
3	219	Charles Gulley, Southeastern Okla	21.4
4	153	Tom Aeid, Baptist SC	21.0
5	511	Robert Douglas, Central Ohio St	20.9
6	641	Amos Sumpter, Texas Southern	21.6
7	137	Kofi Okyir, Angelo State	21.1
8	560	Chris Bratwaithe, Eastern New Mexico	21.3

JAVELIN JAVELIN JAVELIN JAVELIN JAVELIN

FLIGHT II

FLIGHT II

FLIGHT II

1	538	Tom Bell, Dakota Wesleyan	219-11
2	856	Kevin Peter, Pomona Pitzer	218-9
3	892	Eldon Tuttle, Texas A & I	218-4
4		Michael Corrie, Graceland	215-5

440 INTERMEDIATE HURDLES --- 8:55 p.m. Thursday, May 24 Semis

1	568	John Green, Doane, 54.8	FLIGHT II
2	926	Mike Vorce, West Washington 54.0	1 998 Reginlad Phillips, Florence , 55.1
3	583	Mick Everett, Morningside, 53.0	2 512 Andrew McConnel, Central Ohio, 54.3
4	Ricky Britian, S F Austin, 53.5 (317)	3 657 Eric Jones, Priaire View, 53.8	
5	640	Carl Thompson, Tex Southern, 52.8	4 606 Carl Stevenson, Southern La, 52.8
6	653	Ulysses Washington, Tex Southern 54.05	5 806 Doug Odell, Occidental, 53.2
7	272	George Morris, Delta St 54.0	6 156 Robbie Huckaby, Baptist SC 53.5
8	122	Thomas Fountain, Southern Ark 55.0	7 204 Jim Ewing, Redlands, 54.0
			8 238 John Walker, Edinboro St 54.8

FLIGHT I

NAIA TRACK AND FIELD MEET - 1972
RECORDS

HAMMER THROW	World	76.40 m	Walter Schmidt (WG)
	Collegiate	69.44 m	Jacques Accambray (Kent St.)
	NAIA Meet	196'7"	August Zilincar (Monmouth)
LONG JUMP	World	8.90 m	Bob Beamon (US)
	Collegiate	8.24 m	Ralph Boston (Tenn. A&L)
	NAIA Meet	25'8 1/4"	Jerry Proctor (Redlands)
JAVELIN	World	92.70	Jorma Kinnunen (Fin.)
	Collegiate	91.44	Mark Murro (Ariz. St.)
	NAIA Meet	251'8"	John Fromm, (Pac. Luth)
SHOTPUT	World	21.78	Randy Matson (US)
	Collegiate	21.78	Randy Matson (Tex. A&M)
	NAIA Meet	62'9 3/4"	Dave Price, Cal. West.)
DISCUS	World	68.40	Jay Silvester (US)
	Collegiate	65.15	Randy Matson (Tex. A&M)
	NAIA Meet	185'3 1/2"	Fred Shaffer (Whitworth)
POLE VAULT	World	5.49	Chris Papanicolaou (gr.)
	Collegiate	5.41	Bob Seagren (Sn Cal)
	NAIA Meet	16'4"	Ricky Parris, (McMurry)
HIGH JUMP	World	2.29	Pat Matzdorf (US)
	Collegiate	2.29	Pat Matzdorf (Wis.)
	NAIA Meet	7'0 1/2"	Fernando Abugattas, (No.W. Iowa)
TRIPLE JUMP	World	17.40	Pedro Perez (Cuba)
	Collegiate	17.00	Pertti Pousi (BYU)
	NAIA Meet	51'9"	Norman Tate (N.C. College)
110m H H	World	13.2	Martin Lauer (WG)
		13.2	Lee Calhoun (US)
		13.2	Earl McCullouch (US)
		13.2p	Willie Davenport (US)
	Collegiate	13.2	Earl McCullouch (Sn Cal.)
	NAIA Meet	13.9	Lee Calhoun, (N.C. College)
400m I H	World	48.1	Dave Hemery (GB)
	Collegiate	48.8y	Ralph Mann (BYU)
	NAIA Meet	51.3	Jeff Bennett, (Okla.Chrs.)
100m Dash	World	9.9s	Jim Hines (US)
		9.9ns	Ronnie Ray Smith (US)
		9.9s	Charles Greene (US)
		9.9	Jim Hines (US)
	Collegiate	9.9ns	Ronnie Ray Smith (San Jose St.)
	NAIA Meet	10.0	Oliver Ford (Southern LA.)

NAIA TRACK AND FIELD MEET - 1972

Page 2

100y Dash	World	9.1s	Bob Hayes (US)
		9.1	Harry Jerome (Can)
		9.1	Jim Hines (US)
		9.1h	Charles Greene (US)
		9.1	John Carlos (US)
	Collegiate	9.1	Jim Hines(Tex Sn)
		9.1h	Charles Greene (Nebr)
	NAIA Meet	9.1	John Carlos (San Jose St.)
		9.3	R.Hayes(Fl.A&M)E.Haynes(Tex.A&I)
			W.McGee(AlcornA&M)
200m T	World	19.8	Tommie Smith (US)
		19.8p	Donald Quarrie (Jam)
	Collegiate	20.0	Tommie Smith (San Jose St.)
	NAIA Meet	20.8	Bobby Morrow (Abilene Chr.)
400 m Dash	World	43.8	Lee Evans (US)
	Collegiate	43.8	Lee Evans (San Jose St.)
	NAIA Meet	45.6	Hal Francis(Ark. AM&N)
800m	World	1:44.3	Peter Snell (NZ)
		1:44.3	Ralph Doubell (Aus)
	Collegiate	1:45.0	Wade Bell (Ore)
		1:44.8p	Ken Swenson (Kan St.)
	NAIA Meet	1:48.6	Earl Goldman, (Ark AM&N)
1500M	World	3:33.1	Jim Ryun (US)
	Collegiate	3:33.1	Jim Ryun (Kans)
	NAIA Meet	3:46.5	John Mason (Ft.Hays St.)
5000m	World	13:16.6	Ron Clarke (Aus)
	Collegiate	13:30.4	Steve Prefontaine (Ore)
	NAIA Meet	14:25.0	John Camien (Emp. St.)
10,000m	World	27:39.4	Ron Clarke (Aus)
	Collegiate	28:40.2n	Gerry Lindgren (Wash St)
	NAIA Meet	30:58.2	Van Nelson (St. Cloud St.)
STEEPLECHASE	World	8:22.0	Kerry O'Brien (Aus)
	Collegiate	8:26.4	Sid Sink (B Green St.)
	NAIA Meet	9:01.0	John Mason (Ft. Hays St.)
400m Relay	World	38.2	United States, Mexico City
	Collegiate	33.6y	Southern Calif., Provo, Utah
440y Relay	NAIA Meet	39.7y	Southern La.
1600m RELAY	World	2:56.1	United States, Mexico City
	Collegiate	3:03.4y	UCLA
	NAIA Meet	3:05.4	Arkansas AM&N

NAIA TRACK AND FIELD MEET - 1972

Page 3

3000m WALK	World	2:31.33.0	Anatoliy Vedyakov (SU)
	Collegiate	2:40.38.8	Tom Dooley (San Jose St.)
	NAIA Meet		
MARATHON	World	2:08.33.6	Derek Clayton (Aus)
	Collegiate	2:16:18.2	Neil Cusack (E Tenn St.)
	NAIA Meet		
DECATHLON	World	8417	Bill Tommey (US)
	Collegiate	8089	C.K.Yang (UCLA)
	NAIA Meet		

GEORGE FOX COLLEGE
1978

Bruin Track Schedule

Date - Day		Opponents		Location-Time
March 10	Saturday	Oregon College Relays		Monmouth
March 17	Saturday	— Spring vacation		
March 24	Saturday	No Score	Portland Track Club Clackamas Community College Oregon Technical Institute	Newberg - 1:30
March 31	Saturday	No Score	Tune-Up Linfield College Mt. Hood Community College Blue Mt. Community College Umpqua Community College Oregon Technical Institute	Newberg - 1:30
April 7	Saturday	W 106-41-31	Clackamas Community College Chemeketa Community College	Newberg - 1:30
April 14	Saturday	W 97-46	Pacific University	Hillsboro or Forest Grove - 30
April 21	Saturday		Mt. Hood Relays	Gresham
April 28	Saturday		Linfield Invitational	McMinnville
May 5	Saturday		May Day Southwestern Oregon Community College Clatsop Community College Pacific University Portland Track Club	Newberg - 1:30
May 12	Saturday		University of Puget Sound Seattle Pacific College	Tacoma - 1:00
May 18 19	Friday Saturday		NAA District II Championships	Monmouth
May 22 24 25	Wednesday Thursday Friday		NAA National Championships	Arkadelphia, Arkansas

1973 Total Points

Bruin

Track Team

	10	10	20	20	16	36	12	48	5	53	20	73	0	73	73
Curt Ankeny	10		10	20		36	12	48	5	53	20	73	0	73	73
Ron Boschult	0		3	3	0	3	3	6	0	6	-	6	6	6	6
Rod Brown	5		0	5	1	6	0	6	0	6	0	6	6	6	6
Eb Buck	11 1/4		9 1/3	20 1/4	10	30 1/4	13	43 1/4	3	46 1/4	0	46 1/4	46 1/4	46 1/4	46 1/4
Del Dittus	8		3	11	6	17	9	26	2	28	0	28	28	28	28
Steve Gullely	1		3 1/4	4 1/4	0	4 1/4	4	8 1/4	3 1/4	9	0	9	9	9	9
Mark Halland	17 1/4		14 1/2	31 1/2	29 1/2	65	17	82	4 3/4	86 3/4	10 1/2	97 1/4	97 1/4	97 1/4	97 1/4
Dave Hamilton	1		2	3	-	3	6	9	0	9	-	9	9	9	9
Matt Heathco			muscle pull		0	0	5	5	1 3/4	6 3/4	muscle pull	6 3/4	6 3/4	6 3/4	6 3/4
John Koroma	12 1/2		12 1/2	25	14	39	6 1/2	39	8 3/4	47 3/4	4 1/2	52 1/4	52 1/4	52 1/4	52 1/4
Ken Lillie	7		7 1/4	14 1/4	8	22 1/4	4	26 1/4	0	26 1/4	0	26 1/4	26 1/4	26 1/4	26 1/4
Dean Matson	5		muscle pull	5	1	6	2	8	1 3/4	9 3/4	1	10 3/4	10 3/4	10 3/4	10 3/4
Cliff McGurdy					-										
Ken Royal	6		5	11	-	11	4	15	0	15	0	15	15	15	15
Tim Weaver	8 1/2		9 1/2	18	12	30	8	38	4 1/4	42 1/2	6 1/2	49	49	49	49
John Weaver	-		-												
Randy Winston	13 1/2		17 1/4	30 3/4	24	64 3/4	12	76 3/4	3 1/4	80 1/2	16 1/2	97	97	97	97

GF 106
cl 41
ch 31

GF 96
P 46

GF 51
SAC 48
SAC 59 ps

L indicates lettered in 1973

W

W

DISTRICT II
TRACK AND FIELD MEET
FINAL RESULTS

1973

Marathon:

- 1st- Curt Ankeny-George Fox
- 2nd- Larry Miller-Southern Oregon
- 3rd- Doug Johnson-Lewis and Clark
- 4th- Jay Frentress-LINfield
- 5th- Bob Frantz-Southern Oregon
- 6th- Bob Ray- Liffield

Decathlon(100)

- 1st- Berry Hatfield-SOC- 11.4
- 2nd- Brad Victor-WILL-11.4
- 3rd- Stan Porter-OCE- 11.5
- 4th- Rod Rice-OCE- 11.9
- 5th- Rick Foster-SOC-12.3

Six Mile

- 1st- Curt Ankeny-George Fox-30:30.4(New District REcord)
- 2nd- Larry Miller-Southern Oregon-31:15.9
- 3rd- Dan Hall-Willamette-31:47.2
- 4th- Bob Ray-Linfield-32:52.5
- 5th- Rob Frantz-Southern Oregon-33:01.9
- 6th- Doug Johnson-Lewis and Clark-33:26.4

Decathlon(LJ)

- 1st- Rod Rice-OCE-640 pts.
- 2nd- Stan Porter-OCE- 637 pts.
- 3rd- Berry Hatfield-SOC- 595 pts.
- 4th- Brad Victor-WILL- 551 pts.
- 5th- Rick Foster-SOC- 553 pts.

Discus

- 1st- Lloyd Graves-OCE- 156'9
- 2nd- Roby Robbillard-LIN- 153'0
- 3rd- John Lahley-OCE- 152'10
- 4th- Stan Washington-OTI- 147'0
- 5th- Joe Neveau-EOC- 143'10
- 6th- Greg Schukart-OCE- 143'8

Long Jump

- 1st- Randy Fike-L&C-23'3
- 2nd- Gery Ellibee-WILL-23'1
- 3rd- Dennis Hunt-EOC- 22'2 1/4
- 4th- Randy Winston-GF- 22' 1/2
- 5th- Steve Wolfe-NWN- 21'10 3/4
- 6th- Ron Comstock-OCE- 21'10

Pole Vault:

- 1st- Jon Duerst-OCE- 14'6
- 2nd- Stan Porter-OCE- 14'6
- 3rd- Brad Moore-L&C- 14'6
- 4th- Mike Standridge-LIN- 14'0
- 5th- Jon McDowell-SOC- 14'0
- 6th- (tie) Chuck Dansky-OCE & Warren Hopson-SOC- 13'6

Decathlon(shot put)

1st- Brad Victor-WILL- 576 pts.
2nd- Rick Foster-SOC- 531 pts.
3rd- Rod Rice- OCE- 476 pts.
4th- Stan Porter- OCE- 475 pts.
5th- Berry Hatfield- SOC- 332 pts.

Steeplechase

1st- John Barry-SOC- 9:19.8(new District Record)
2nd- Rick Fordney-OCE- 9:32.7
3rd- Jay Frentress-LIN- 9:51.8
4th- Mike Haglund-OCE- 10:06.8
5th- Paul Zorner-L&C-10:26.2

Decathlon(112)

1st- Rod Rice-OCE- 7.60
2nd- Brad Victor-WILL- 7.07
3rd- Rick Foster-SOC- 6.62
4th- Stan Porter-OCE- 6.62
5th- Berry Hatfield-SOC- 6.62

Decathlon(400m)

1st- Berry Hatfield-SOC- 53.1
2nd- Brad Victor-WILL- 54.6
3rd- Stan Porter- OCE- 54.8
4th- Rod Rice-OCE- 57.4
5th- Rick Foster-SOC- 58.0

Hammer

1st- Lynn Bates-OCE- 157'6
2nd- John Lahley-OCE- 150'3
3rd- Randy Ramos-SOC- 145'11
4th- Greg Schukart-OCE- 141'0
5th- Dave Brown-SOC- 125'7
6th- Scott Burkhart-L&C- 120'2

100M(Decathlon)

1st- Brad Victor-WILL- 15.5
2nd- Stan Porter-OCE- 16.1
3rd- Rod Rice-OCE- 16.7
4th- Rick Foster-SOC- 20.1
5th- Disqualified

440 Relay

1st- Oregon College-Kraal, Phifer, Graves, Woods)-43.0
2nd- Lewis and Clark- 43.1
3rd- George Fox- 43.8
4th- Eastern Oregon- 44.5
5th- Southern Oregon- 44.7

Two Mile Walk

1st- Jim Bean-OCE-14:52.3
2nd- Rob Frank-OCE- 15:23.9
3rd- Keith Wolf-SOC- 15:38.0
4th- Bob Korn-EOC- 16:02.9
5th- Al Rothenbucker-OCE- 16:46.7
6th- Wilton Jackson-L&C- 17:37.5

Mile

1st- Jay Frentress-LIN- 4:18.5
2nd- Rich Olsen-L&C- 4:20.6
3rd- Toby Daniels-L&C- 4:24.1
4th- Paul Means-OCE- 4:24.9
5th- Dale Barker-OCE- 4:28.1
6th- Paul Zorner-L&C- 4:30.3

440

1st- Carl Shaw-LIN- 48.9
2nd- Steve Kraal-OCE- 50.0
3rd- Keith Lazelle-LIN-50.5
4th- Tom Rose-SOC-50.9
5th- Randy Kessler-L&C- 51.0
6th- Mike Huffsmith-OCE-51.1

Shot Put

1st- Toby Robillard-LIN-54'3
2nd- Doug Torbert-OCE- 49'8
3rd- Ken Cutcher-LIN- 49'2
4th- Lloyd Graves-OCE- 47'11 1/2
5th- Randy Ramos-SOC- 45'8
6th- Jim McDonald-EOC- 45'6 1/2

100

1st- Roger Woods-OCE- 9.8
2nd- Bob Graves-OCE- 9.8
3rd- Gerald King-LIN- 10.1
4th- Lloyd Grant-L&C- 10.1
5th- John Korona-GF- 10.1
6th- Steve Phifer-OCE- 10.1

880

1st- Dick Huling- NWN-1:57.1
2nd- Dan Norton-SOC- 1:58.1
3rd- Tim Rose-SOC- 1:58.5
4th- John Milteson-EOC- 2:00.0
5th- Mike Warner-SOC- 2:00.7
6th- Larry Byerly-L&C-2:01.5

High Jump

1st- Gary Davis-OCE- 6'5
2nd- Harold Browning-WILL- 6'3
3rd- Craig Riley-SOC- 6'3
4th- Bruce Kennedy-L&C- 6'1
5th- Charlie Goodman-OCE- 6'1
6th- Rod Rice-OCE- 6'1

Int. Hurdles

1st- Chris Knudson-LIN- 55.6
2nd- Pat Sutton-OCE- 55.9
3rd- Ray Struve-LIN- 56.9
4th- Tim Weaver-GF- 57.2
5th- Dave Fulkerson-SOC- 58.2
6th- Dave Garton-LIN-58.2

Javelin

1st- Greg Oveson-EOC- 229'5
2nd- Ed Pohl-OCE- 218'6
3rd- Dale Grant-SOC- 214'10
4th- Greg Schukart-OCE- 209'3
5th- Scott Irving-WILL- 207'3
6th- Dave Domine-OCE- 204'3

220

1st- Roger Woods-OCE- 22.2
2nd- Randy Pike-L&C- 22.3
3rd- Bob Graves-OCE- 22.4
4th- Steve Phifer-OCE- 22.5
5th- Lloyd Grant-L&C- 22.8
6th- John Koroma-GF- 22.9

Triple Jump

1st- Randy Winston-GF- 46'8 1/4
2nd- Mark Halland-GF- 46'6 1/2
3rd- John Bartlett-LIN- 45'3 3/4
4th- Burl Wheaton-OCE- 45'2
5th- Steve Wolfe-NWN- 44'9
6th- Randy Pike-L&C- 44'9

3 Mile

1st- Larry Miller-SOC- 14:46.8
2nd- John Barry-SOC- 14:49.1
3rd- Dan Hall-WILL- 14:54.1
4th- Bob Ray-LIN- 15:19.6
5th- Jim Healy-OCE- 15:30.3
6th- Rob Frantz-SOC- 15:34.7

Decathlon(discus)

1st- Rick Foster-SOC- 33.67
2nd- Stan Porter-OCE- 31.91
3rd- Brad Victor-WILL- 31.00
4th- Rod Rice-OCE- 31.46
5th- Berry Hatfield-SOC- 27.86

Mile Relay

1st- Linfield(Lazelle, Knudson, Minors, Shaw)-3:19.4
2nd- Oregon College- 3:20.5
3rd- Lewis & Clark- 3:27.4
4th- George Fox- 3:30.7
5th- Southern Oregon- 3:31.1
6th- Oregon Tech.-3:34.0

High Hurdles

1st- Ken Roethman-OCE- 18.7
2nd- John Goyd-PAC- 18.0
3rd- Ray Strube-LIN- 18.1
4th- Scott Toll-OIL- 18.1
5th- Randy Pike-L&C- 18.2
6th- Dan Stecker-WILL- 18.4

EVENT	ONE	TWO	THREE	FOUR	FIVE	SIX	SEVEN	EIGHT	NINE	TEN
Marathon				10	10				5	6
Six Mile			6	6	10	10			4	1
Discus	17		5	0	20	20	2	2	4	8
Pole Vault	18½		6	0	20	20½	2	0	4	4
Long Jump	35½	1	2	8	4	0	6	4	0	21
Steeplechase	12	2	0	14	0	24½	8	0	4	6
Hammer	18½	2	0	14	0	24	8	0	4	0
440 Relay	22	2	0	14	0	24	6	4	0	27
2 mile Walk	10	2	0	14	0	20	6	16	4	0
mile Run	20½	2	0	14	0	20	6	16	4	0
440	6	2	0	14	0	20	6	16	4	0
Shot Put	9	2	0	14	0	20	4	0	16	2
100 Dash	115½	2	0	14	0	20	6	16	4	0
880	12	2	0	14	0	20	6	16	4	0
High Jump	27½	2	0	14	0	20	6	16	4	0
Int. Hurdles	19	2	0	14	0	20	6	16	4	0
220	116½	2	0	14	0	20	6	16	4	0
Triple Jump	13	2	0	14	0	20	6	16	4	0
2 mile	159½	2	0	14	0	20	6	16	4	0
mile Relay	8	2	0	14	0	20	6	16	4	0
Int. Hurdles	27½	2	0	14	0	20	6	16	4	0
Decathlon	80	2	0	14	0	20	6	16	4	0

Dear Coaches:

Sorry for the delay on the final results of the District II Meet. As you are probably all aware the Javelin results were left out of the final Score . Also there was a mistake made in the height of the Pole Vault bar. Its true height was 15'1 instead of 14'6.

Again sorry for the mistakes and the slowness of the official results to you.

Final Team Scores:

Oregon College	240 1/2
Linfield	118
Southern Oregon	109 1/2
Lewis & Clark	80
Willamette	39
Eastern Oregon	33
George Fox	59
NW Nazarene	14
Oregon Tech	9
Pacific	8

DISTRICT II DECATHLON RUNNING SCORE

	100M	LJ	SP	HJ	400M	100MH	DIS	PV	JAV	1500M	Place
ROD RICE - O.C.E.	11.9 601 601	6.16 620 1241	10.22 776 1717	1.89 760 2471	57.4 517 2992	16.7 685 3679	31.46 609 4136	2.16 255 4976	41.34 571 4852	5:29.7 261 5213	3
BERRY HATFIELD-E.O.C.	11.8 710 710	5.96 595 1305	9.33 732 1651	1.78 662 2299	53.2 671 2970	15.9 424 3374	27.86 719 4113	3.67 575 4588	45.83 457 5145	4:51.3 457 5145	5
RICK FOSTER-S.O.C.	12.2 620 620	5.77 553 1073	10.99 531 1604	1.76 612 2266	53.0 577 2662	20.3 432 3093	33.67 555 3750	3.23 575 4213	36.42 436 4781	5:04.4 385 5166	4
BRAD VICTOR-WILL	11.4 710 710	5.96 551 1261	11.66 776 1837	1.83 707 2544	54.6 617 3161	15.5 397 3958	31.90 517 4474	2.88 492 4966	40.10 491 5553	5:27.7 271 5828	2
STAN PORTER-O.C.E.	11.5 657 687	6.10 626 1512	10.20 775 1727	1.78 662 2424	54.8 610 3060	16.3 721 3781	31.91 517 4298	4.40 489 5207	47.68 601 5808	5:15.4 329 6137	1

POLE VAULT

JAVELIN:

1500 meters

- 1st- Stan Porter-OCE-309 pts.
- 2nd- Berry Hatfield-SOC-719 pts.
- 3rd- Rick Foster-SOC- 595 pts.
- 4th- Brad Victor-WILL- 492 pts.
- 5th- Rod Rice-OCE- 255 pts.

- 1st- Stan Porter-OCE- 601 pts.
- 2nd- Berry Hatfield-SOC- 575
- 3rd- Rod Rice-OCE- 511
- 4th- Brad Victor-WILL- 491
- 5th- Rick Foster-SOC- 436 pts.

- 1st- Berry Hatfield-EOC- 4:51.3
- 2nd- Rick Foster-SOC - 5:04.4
- 3rd- Stan Porter-OCE - 5:15.4
- 4th- Brad Victor-WILL - 5:27.7
- 5th- Rod Rice- OCE - 5:29.7

Final Team Places:

- 1st- Oregon College - 227 1/2 pts.
- 2nd- Linfield - 118
- 3rd- Southern Oregon- 103 1/2
- 4th- Lewis & Clark- 80

1973

NATA DISTRICT II MARATHON RESULTS

<u>PLACE</u>	<u>NAME & SCHOOL</u>	<u>TIME</u>
1	Curt Ankeny; George Fox	2:25.19.0
2	Larry Miller; Southern Oregon	2:25.54.0
3	Doug Johnson; Lewis & Clark	2:34.45.0
4	Jay Fentress; Linfield	2:40.59.0
5	Rob Franz; Southern Oregon	2:50.06.0
6	Bob Ray; Linfield	2:56.58.0
7	Steve Henson; Linfield	
8	Wayne Walker; NW Nazarene	
9	Larry Muller; Oregon College	
10	Marvin Belzer; NW Nazarene	
11	Tom Betts; George Fox	
12	Robert Korn; Eastern Oregon	
13	Al Rothenbucker; Oregon College	

TEAM SCORES:

George Fox 10
Southern Ore. 10
Lewis & Clark 6
Linfield 5

Tommy Fulton Propels Texas Southern To Crown

ARKADELPHIA, Ark. — Posting the first sub-four minute mile in NAIA Track and Field history, Tommy Fulton of Texas Southern captured the fancy of the crowd as he put on a one-man show in helping his team capture the team championship here at the 22nd Annual NAIA National Track and Field Championships.

Fulton, a senior, won the mile and three mile titles, finished second in the 880 and the six mile, and finished with 36 points to be named the meet's Outstanding Performer.

Texas Southern finished with 81 points to capture the team title while runner-up Eastern New Mexico had 55. Baptist of Charleston (SC) was third with 40 points, Stephen F. Austin (Tex) was fourth with 34 and Occidental (Calif) captured fifth along with U.S. International (Calif), both with 28 points.

The record book took a tremendous beating with 10 new meet records being set in the three-day event.

Fulton became the first NAIA athlete to break the four-minute mile barrier with a 3:57.8 clocking while defending champion Bob Maplestone of Eastern Washington State was second with a 3:58.5 and Mike Boit of Eastern New Mexico finished third with a 4:00.3 mark.

Boit, the Bronze Medal winner for Keyna in the Olympics, was not to be denied in the 880 as he jumped to the lead at the start and was in command all the way in recording a 1:47.7 for a new standard. Fulton was second with a 1:48.8 while freshman Robert LaGrant of Texas Southern was third, also with a 1:48.8 clocking.

Peter Fredericksson of U.S. International (Calif) captured the six mile in the record time of 28:42.2 as Fulton finished second with a 28:55.2 mark.

Olympic Gold Medal winner Rodney Milburn chalked up his fourth NAIA Outdoor high hurdle victory as he coasted to a :13.6 effort in the finals. During the preliminaries, Milburn lowered the record in the 110 yard event to :13.4 with his peerless performance.

Senior Rex Maddaford of Eastern New Mexico flashed his old style that won him the Outstanding Performer award in 1970 as he established a new 8:46.1 standard in the 3000-meter steeplechase while teammate Phillip Ndoo was second with an 8:50.3 mark.

Jim Bean of Oregon College of Education paced the entries in the two-mile walk with a 14:30 clocking for another new mark. Miss Lynn Olson, the only woman entry in the

National meet, finished ninth in the two mile walk.

Josh Owusu of Angelo State (Tex) was denied a third straight title in the long jump as he failed to qualify for the finals. Owusu came roaring back in the triple jump to set a new record at 53-0.

Steve Hardison of Fresno Pacific (Calif) wiped out the pole vault record as he cleared 16-6¼ while strongman Murry Keating of Simon-Fraser (Can) tossed the 16-pound hammer a distance of 200-11 for another new mark.


Lucian Rosa, the thin-and-leggy distance veteran from Wisconsin-Parkside turned in a blistering 2:26:01.5 mark in the 26-mile marathon with defending champion Wayne Frongello of Boston State (Continued on next page)

22ND ANNUAL OUTDOOR TRACK AND FIELD CHAMPIONSHIPS TEAM SCORES

1. Texas Southern	81	35. Azusa Pacific (Calif)	6
2. Eastern New Mexico	55	35. Central State (Ohio)	6
3. Baptist of Charleston (SC)	40	35. Arkansas-Pine Bluff	6
4. Stephen F. Austin (Tex)	34	35. Western Washington State	6
5. Occidental (Calif)	28	35. Marymount (Kan)	6
6. U.S. International (Calif)	28	42. Carthage (Wis)	5
7. Angelo State (Tex)	26	42. Pembroke State (NC)	5
8. Fisk (Tenn)	22	42. Adams State (Colo)	5
9. Southern (La)	20	42. Prairie View A&M (Tex)	5
10. Fresno Pacific (Calif)	18	46. McPherson (Kan)	4
11. Howard Payne (Tex)	17	46. Southern Oregon	4
12. Pittsburg State (Kan)	13	46. Rio Grande (Ohio)	4
12. Central Washington State	13	46. Linfield (Ore)	4
14. Pasadena (Calif)	12	46. West Georgia	4
14. Edinboro State (Pa)	12	46. High Point (NC)	4
14. Eastern Washington State	12	52. Dallas Baptist (Tex)	3
17. Indiana (Pa)	11	53. Sul Ross State (Tex)	2
18. Simon Fraser (Canada)	10	53. Nebraska-Omaha	2
18. Wisconsin-Parkside	10	53. Winona State (Minn)	2
18. Graceland (Iowa)	10	53. Tarkio (Mo)	2
18. Oregon College of Education	10	53. Eastern Oregon	2
18. Southwest Texas State	10	53. Dickinson State (N Dak)	2
18. Northwestern Louisiana	10	53. Spring Arbor (Mich)	2
18. Fort Hays State (Kan)	10	53. Wiley (Tex)	2
18. Delta State (Miss)	10	53. Lubbock Christian (Tex)	2
26. Oklahoma Christian	9	53. Westmont (Calif)	2
26. Emporia State (Kan)	9	53. LaVerne (Calif)	2
28. Boston State (Mass)	8	64. Hampton Institute (Va)	1
28. Pacific Lutheran (Wash)	8	64. Dakota Wesleyan (S Dak)	1
28. Southern California College	8	64. St. Ambrose (Iowa)	1
28. Troy State (Ala)	8	64. Berry (Ga)	1
32. Southeast Oklahoma State	7	64. Redlands (Calif)	1
32. Southeastern Louisiana	7	64. Hendrix (Ark)	1
32. Mississippi Valley State	7	64. Whitman (Wash)	1
35. Wisconsin-Whitewater	6	64. Salisbury State (Md)	1
35. Dakota State (SD)	6	64. Fairmont State (W Va)	1



Mike Boit
—Record Setter



OLD FORM—Vernon (Lefty) Gomez, former great hurler from the New York Yankees, flashes his form in throwing out the first ball in the 17th Annual NAIA Baseball Tournament in Phoenix, Arizona.

Warren, Vetter—on the All-Tournament team along with three from Eastern Connecticut State—pitcher John Caneira, infielder Al Haverern, and designated hitter Bill Asal.

Koske was a unanimous selection as the tournament's Most Valuable Player while the hustle award went to Grand Canyon (Ariz) pitcher-outfielder Gary Graham and the Bronze Glove Award for fielding was picked up by Joe Reyes of USIU.

TOURNAMENT NOTES—Four teams—Phillips (Okla), Valdosta State (Ga), Malone (Ohio), and Eastern Connecticut State—were in the tournament for the first time. . . Thirteen players who were named to the NAIA All-America baseball squad played in the 17th Annual NAIA World Series. . . There were 41 Baseball coaches in attendance at the annual NAIA BCA meetings and clinics. . . 29 pro scouts were at the NAIA World Series. . . Lefty Gomez and Gene Woodling, former New York Yankee greats, were the speakers at the Hall of Fame Banquet. . .

GAME-BY-GAME HIGHLIGHTS

GAME #1

U.S. International (Calif) 5, Malone (Ohio) 4—Sophomore left hander Robb Mayhew of U.S. International scattered 12 hits and registered 12 strikeouts as the California squad rallied in the bottom of the ninth for the winning run. Third baseman Joe Reyes hit a sacrifice fly to right, scoring pinch runner Bill Lampkin with the winning run. Mayhew moved his record to 11-2 while Dan Walker (11-4) was tagged with the loss, giving up only seven hits.

GAME #2

Eastern Connecticut State 9, Wisconsin-Oshkosh 4—Relief hurler John Rogers stopped Wisconsin-Oshkosh the final three innings as the Warriors tallied five runs in the bottom of the eighth inning. Rogers (8-2) took over after John Caneira left trailing 2-1. Reliever Dennis Pieper was charged with the loss as both teams collected 12 hits.

GAME #3

Phillips University (Okla) 4, Valdosta State (Ga) 3—First baseman Tracy Benton singled to left to score John Linder in the bottom of the ninth to give Phillips University the victory. Darrell Werther (7-2) picked up the victory in relief while Pat Arnett (8-3) went the distance for Valdosta State. Both teams collected nine hits in the evenly matched contest.

GAME #4

Grand Canyon (Ariz) 3, Pembroke State (NC) 2—In the first extra inning game of the tournament, Grand Canyon scored in the bottom of the 12th inning to get the decision. Both pitchers went the distance—Gary Graham getting the win (14-5) while Ron Norman (12-1) was tagged with the loss. Randy Catalanotte blasted a triple to deep right field to score Dennis Coon with the big run.

GAME #5

Valdosta State (Ga) 2, Malone (Ohio) 0—Malone became the first team to be eliminated in the double-elimination classic as Sam Bowen tossed a one-hitter for Valdosta State. The winners scored both runs in the second inning. The nine inning contest lasted 1:38 and established a new tournament record.

GAME #6

Wisconsin-Oshkosh 3, Pembroke State (NC) 1—Relief hurler Phil Kilsmith gave up only two hits in five innings of work to give Wisconsin-Oshkosh a 3-1 victory and thus eliminated Pembroke State from the tournament. Outfielder Mark Miller collected three hits in four attempts for the Titans while Ronnie Rudd (7-2) suffered the loss.

GAME #7

U.S. International (Calif) 4, Phillips University (Okla) 2—For the second straight game, the California squad got superb pitching as veteran Ken Koske (10-4) went the distance and scattered six hits while fanning seven. Three Phillips hurlers gave up only five hits with starter David Clark (6-3) getting tagged with the loss. Jim Vessey of USIU blasted a solo home run in the eighth inning to add the final insurance run for the winners.

GAME #8

Eastern Connecticut State 7, Grand Canyon (Ariz) 5—The winners broke loose with two runs in the ninth inning to break the deadlock and then John Caneira halted any attempt for a rally by fanning the final two batters he faced. Steve Thomas (9-1) was the winner with Caneira getting credit for the save while reliever Bill Cox (2-1) was the loser.

GAME #9

Valdosta State (Ga) 10, Grand Canyon (Ariz) 8—It was a hitters game as Valdosta pounded out 14 hits and Grand Canyon added 12. Marty LeFiles (8-0) got the victory with Pat Arnett picking up a save. Starter Leon Schielke (5-2) was the loser as outfielder Sam Bowen hit a two run homer in the eighth inning. Grand Canyon rallied for three runs in the bottom of the ninth before Arnett came in to close the door on the rally.

GAME #10

Wisconsin-Oshkosh 8, Phillips University (Okla) 0—Dan Olson of Oshkosh scattered seven hits in recording the second shutout of the tournament and thus eliminated Phillips University. The winners had a 2-0 lead after three innings and then iced the game with a four run outburst in the fourth and added the final two insurance runs in the eighth. Freshman shortstop led the winners with three hits in five attempts and three RBIs while second baseman Danny Call had three of the seven hits for Phillips.

GAME #11

U.S. International (Calif) 8, Eastern Connecticut State 1—Steve Swingle went the distance, scattered three hits, and fanned 10 as the California team remained unbeaten in the tournament. Swingle had a no-hitter until the fifth inning as Eastern Connecticut picked up its lone tally in the third on a wild pitch with the bases loaded. U.S. International broke the game open with a six run bombardment in the eighth inning. Starter Ken Soucy (3-1) was the loser.

GAME #12

Eastern Connecticut State 3, Valdosta State (Ga) 2—Fast-baller John Caniera kept Eastern Connecticut State in the tournament as he fanned 12 and gave up only six hits. Loser Pat Arnett (8-4) went the distance as the winners scored the winning run in the bottom of the ninth. Catcher Mike Keemon singled to left with two away to drive in John Bruton with the winning run and eliminated Valdosta State from the tournament.

GAME #13

U.S. International (Calif) 8, Wisconsin-Oshkosh 5—Mayhew got his second complete game and victory of the tournament as he survived a three run rally in the top of the ninth to move USIU closer to the title. Dene Storch (7-1) was the loser as the California team picked up three runs in the third and again in the eighth to clinch the victory and eliminate Wisconsin-Oshkosh. Valdosta State (Ga) and Wisconsin-Oshkosh ended in a tie for third place in the NAIA National Tournament.

GAME #14

U.S. International (Calif) 7, Eastern Connecticut State 2—Despite the 105-degree temperature, senior Ken Koske of USIU was in command all the way as he tossed a five hitter, walked only one man and fanned nine to give the California team the title in five games. Steve Thomas (9-2) was the loser and needed relief help from John Rogers. Jim Vessey hit his second home run of the tournament, a solo belt in the seventh inning. USIU picked up a run in the third, added four in the fourth and single tallies in the seventh and eighth. Eastern Connecticut got a run in the bottom of the sixth and the final run in the bottom of the eighth.

(More Baseball on page 13.)

(Mass) finishing second with a 2:29:29.8. All six finishers in the marathon broke the old record set by Frongello just a year ago.

Junior Walden Curry of Delta State (Miss) won his third straight high jump title with a 7-0 performance and David Boyd of Fisk (Tenn) won the long jump with a 25-3/4 leap. David Bahr of Graceland (Iowa) won the decathlon, the grueling 10-event two-day test of strength, with 7,011 points.

Texas Southern captured the 440 yard relay with the foursome of Amos Sumpter, Ernest Pough, Robert Taylor, and Eddie Snow posting a :40.1 mark. Stephen F. Austin (Tex) captured the mile relay with a 3:08.9 clocking with the foursome of Dan Mayes, Rick Britian, Bobby Coleman, and Charles McManus.

MEET HIGHLIGHTS—Ron Masanz of Moorehead State (Minn) has been elected as a new member of the Jury of Appeals for the 1974 meet . . . The Track and Field Coaches' Association has recommended to extend the two mile walk to 10,000 meters . . . Referees for the 1974 meet are: Head Referee — Roger Huffman, Dickinson State (ND); Field Referee—Grant Dungee, Alcorn A&M (Miss); and Running Referee—Hal Verner, Simon-Fraser (Canada) . . . Dr. Joe Vigil of Adams State (Colo) was the head coach for Track and Field for the World Student Games and Phil Delavan of Emporia State (Kan) was the team manager

. . . Dr. Bill Nutter of State College of Arkansas and Dr. Joe Vigil of Adams State (Colo) were the clinic speakers at the 22nd Annual NAIA Track and Field Meet . . . Mr. Bill Freeman of the Harry Gill Company of Urbana, Ill., attended the Outdoor Track and Field Hall of Fame banquet. Freeman, who is General Manager, brought greetings in behalf of the Harry Gill Company, who acted as the sponsor of the Track and Field Hall of Fame banquet. The NAIA expresses its thanks to Bill Freeman and the Harry Gill Company not only for the Hall of Fame Banquet but also for the \$200.00 scholarship given to the Outstanding Performer of the meet in his name to his institution. The 1973 winner was the amazing distance performer from Texas Southern—Tommy Fulton.

100-YARD DASH—1. Kofi Okyir, Angelo State (Tex) :09.5; 2. Ernest Pough, Texas Southern :09.5; 3. Charles Gulley, Southeastern Oklahoma State :09.5; 4. James Gilkes, Fisk (Tenn) :09.5; 5. Robert Douglas, Central State (Ohio) :09.6; 6. Willis Anderson, Dallas Baptist (Tex) :09.6.

220-YARD DASH—1. Tom Reid, Baptist (SC) :20.7; 2. James Gilkes, Fisk (Tenn) :20.9; 3. Kofi Okyir, Angelo State (Tex) :21.2; 4. Robert Douglas, Central State (Ohio) :21.2; 5. Martin Amoke, Westmont (Calif) :21.2; 6. Jeff Polk, Salisbury State (MD) :21.4.

440-YARD DASH—1. Bobby Coleman, Stephen F. Austin (Tex) :46.5; 2. Ronald Jenkins, Texas Southern :46.5; 3. Anders Faager, U.S. International (Calif) :46.6; 4. Carl Shaw, Linfield (Ore) :47.1; 5. Dan Revada, Wiley (Tex) :47.4; 6. Thomas Mallard, Mississippi Valley State :47.7.

880-YARD DASH—1. Mike Boit, Eastern New Mexico 1:47.7 (NAIA RECORD); 2. Tommy Fulton, Texas Southern 1:48.8; 3. Robert LaGrant, Texas Southern 1:48.8; 4. Bob Phippen, High Point (NC) 1:49.3; 5. Jon Nelson, Fort Hays State

(Kan) 1:49.4; 6. John Leier, Whitman (Wash) 1:49.6.

MILE RUN—1. Tommy Fulton, Texas Southern 3:57.8 (NAIA RECORD); 2. Bob Maplestone, Eastern Washington State 3:58.5; 3. Mike Boit, Eastern New Mexico 4:00.3; 4. Jack Finch, Rio Grande (Ohio) 4:05.6; 5. Terry Valentine, Spring Arbor (Mich) 4:06.2; 6. Don Isaak, Redlands (Calif) 4:06.3.

THREE-MILE RUN—1. Tommy Fulton, Texas Southern 13:33.3; 2. Rex Maddaford, Eastern New Mexico 13:34.1; 3. Phillip Ndo, Eastern New Mexico 13:38.2; 4. Rick Hebron, Eastern Washington State 13:39.0; 5. Marijn Kluvers, Dickinson State (N Dak) 13:46.5; 6. Mike Nixon, Pittsburg State (Kan) 13:46.8.

SIX-MILE RUN—1. Peter Fredericksson, U.S. International (Calif) 28:42.2 (NAIA RECORD); 2. Tommy Fulton, Texas Southern 28:55.2; 3. Keith Grinnell, Marymount (Kan) 28:55.5; 4. Rex Maddaford, Eastern New Mexico 28:59.3; 5. Jim Birnbaum, Fort Hays State (Kan) 29:12.9.

120-YARD HIGH HURDLES—1. Rodney Milburn, Southern (La) 13.6 (NAIA RECORD OF 13.4 SET IN PRELIMS); 2. Mike Ross, Howard Payne (Tex) 14.0; 3. Robert Martin, Southeastern Louisiana 14.1; 4. Jackie Haliburton, Prairie View A&M (Tex) 14.2; 5. Bruce Barnett, Tarkio (Mo) 14.3; 6. Art Peals, Emporis State (Kan) 14.4.

440-YARD HIGH HURDLES—1. Doug Odell, Occidental (Calif) 51.2; 2. Carl Thompson, Texas Southern 51.4; 3. Mike Vorde, Western Washington State 51.9; 4. John Walker, Edinboro State (Pa) 52.3; 5. Ricky Britain, Stephen F. Austin (Tex) 52.4; 6. Eric Jones, Prairie View A&M (Tex) 53.0.

3000-METER STEEPLECHASE—1. Rex Maddaford, Eastern New Mexico 8:46.1 (NAIA RECORD); 2. Phillip Ndo, Eastern New Mexico 8:50.3; 3. Mike Nixon, Pittsburg State (Kan) 8:52.8; 4. Jim Birnbaum, Fort Hays State (Kan) 8:54.4; 5. Ken Layne, Baptist (SC) 8:59.7; 6. Robert Hackman, Howard Payne (Tex) 9:05.5.

TWO-MILE WALK—1. Jim Bean, Oregon College of Education 14:30.0 (NAIA RECORD—NEW EVENT); 2. Dale Paas, Oklahoma Christian 14:30.1; 3. Carl Swift, Azusa Pacific (Calif) 14:33.2; 4. Augie Hurt, McPherson (Kan) 14:44.5; 5. Lance Herald, Nebraska-Omaha 14:51.1; 6. Mike Hale, Oklahoma Christian 15:00.0.

(Continued on page 16)



HISTORY MAKERS—Tommy Fulton, left, of Texas Southern and Bob Maplestone of Eastern Washington State both are exhausted but pleased after the "mile battle". This was the first sub four-minute-mile in NAIA Track and Field history.



Tommy Fulton, left, and Dave Bethany, Coach of Texas Southern—A Pair of Winners

Wofford Golfers Walk Off With Championship

GRAMLING, S.C.—Wofford College became the first South Carolina team to ever win an NAIA National tournament as the Terriers scored a 14-stroke victory in the 22nd Annual NAIA National Golf Tournament played at the Village Greens Country Club course.

The Terriers, under the direction of Coach Earle Buice, finished the 54 hole rain shortened tournament with an 875 score while Campbell (NC) was runner-up with 889 and defending champion U.S. International (Calif) took third with a 901 total. Columbus (Ga) finished fourth with a 904 score while Eastern New Mexico was fifth with a 906 total.

Wofford had a slim two stroke lead over Campbell College after the first 18 holes of play. The Terriers increased the margin to nine strokes after the second round and added five more strokes to the icing in the final day of play.

The battle for individual honors ended in a deadlock between Mike

Zack of St. Bernard (Ala) and Jay Overtone of Campbell. Both ended with a three-under-par 213 total over the 6,800-yard par-72 layout.

Zack, who had a three shot lead going into the final round, had increased his margin to five strokes with just nine holes remaining. Overtone began his surge on 11, missing a hole-in-one by just over a foot with a seven iron on the 184-yard hole. He tapped in for a birdie while Zack parred, closing the margin to three strokes.

Overtone birdied 13 with a four-foot putt, and Zack bogeyed 14. The lead was suddenly only a stroke. With just one hole remaining, the lead was still a stroke. Overtone missed a 35-foot birdie putt by inches and tapped in for par. Zack missed a 15-footer for par that would have sewed up the medal and both shared the individual honors.

Sophomore Marion Moore was the top individual for Wofford with a 216 total for three rounds. Paul Hy-

man posted a 217 for the Terriers, Paul Crowley finished with a 220, and Stan Littlejohn rounded out the winning foursome with a 222 total.

Four golfers — Overtone, Steve Berry of Simon-Fraser (Can); Mike Wydra of California-San Diego; and Harry Boback of Gannon (Pa) all fired four-under-par 68s for the best round in the tournament. Berry fired his on opening day to grab the individual lead but then finished the tournament with a 222 total. Wydra had his best round on the second day of play and then finished with a 225 total while Boback fired his 68 on the final round and posted a 218 score. Overtone fired his 68 during the second round and then finished with a one-under 71 to tie Zack for individual honors.

TOURNAMENT NOTES—Wofford coach Earle Buice was named NAIA Golf Coach of the Year after adding the National title to his list of four District championships and two state crowns.

(Continued on page 11)

Meet us anywhere in the Gymnasium




TRAMPOLINES




VISITORS

HOME



GYMNASTIC APPARATUS



BASKETBALL BACKSTOPS



GYMNASIUM MATS



BLEACHERS

If it's gymnasium equipment, chances are Nissen makes it. Clip and mail this coupon for more information about any of our products.

- ☐ Trampolines
☐ Gymnastic Apparatus
☐ Basketball Backstops
☐ Electric Scoreboards
☐ Bleachers and Grandstands
☐ Gymnasium Mats
☐ Physical Fitness Equipment

Name

School

Address

City State Zip



NISSEN

NISSEN CORPORATION Phone 319/365-7561
 930 - 27th Ave SW, Cedar Rapids, Iowa 52406

Track & Field Results

(Continued from page 9)

LONG JUMP—1. David Boyd, Fisk (Tenn) 25-3¼; 2. Dave Jagger, Pasadena (Calif) 24-2½; 3. Mike Brown, Northwestern Louisiana 24-1; 4. John Kuechle, Occidental (Calif) 23-10½; 5. Jeff Bunke, Winona State (Minn) 23-0; 6. Paul Richardson, Hampton Institute (Va) 23-8 ¾.

TRIPLE JUMP—1. Joshua Owusu, Angelo State (Tex) 53-0 (NAIA RECORD); 2. Moise Pomane, Howard Payne (Tex) 51-6; 3. Jessie Johnson, Southern (La) 50-11; 4. Bobby McIntosh, Northwestern Louisiana 49-10½; 5. Marvin Brown, Dallas Baptist (Tex) 49-6¼; 6. Tommy Smith, Southeastern Louisiana 48-10½.

HIGH JUMP—1. Walden Curry, Delta State (Miss) 7-0; 2. Jack Caussey, Southern California College 6-10; 3. TIE Jeff Hoberg, Carthage (Wis) and David Phillips, Pembroke State (NC) 6-6; 5. Mike Drozin, Edinboro State (Pa) 6-6; 6. Howard Siebert, Fairmont State (W Va) 6-6.

POLE VAULT—1. Steve Hardison, Fresno Pacific (Calif) 16-6¼ (NAIA RECORD); 2. Steve Whitney, Baptist (SC); 15-4; 3. Steve Towles, Baptist (SC) 15-4; 4. Joe Laboon, West Georgia

15; 5. Paul Perryman, Lubbock Christian (Tex) 15; 6. Joe Durmon, Hendrix (Ark) 15.

SHOT PUT—1. Syd Gilzow, Southwest Texas State 58-1½; 2. Ed Franklin, Stephen F. Austin (Tex) 56-11; 3. Wally Auten, Pittsburg State (Kan) 56-9; 4. Alvin Everett, Texas Southern 55-11¼; 5. Randy Shipley, Pacific Lutheran (Wash) 55-11; 6. Bill Harsh, Central Washington State 55-9¼.

DISCUS—1. Bengt Nilsson, U.S. International (Calif) 181-3; 2. Bill Harsh, Central Washington State 174-11; 3. Mark Smith, Pacific Lutheran (Wash) 172-9; 4. Jim Blair, Baptist (SC) 164-0; 5. Robert Kuhn, Fort Hays State (Kan) 162-10; 6. Mark Smith, St. Ambrose (Iowa) 159-9.

HAMMER THROW—1. Murry Keating, Simon Fraser (Canada) 200-11 (NAIA RECORD); 2. Dennis McCave, Fresno Pacific (Calif) 187-6; 3. Jeff Everson, Wisconsin-Whitewater 158-8; 4. Bill Harsh, Central Washington State 157-2; 5. Dana Coleman, LaVerne (Calif) 146-2; 6. Dave Lutz, Adams State (Colo) 145-7.

JAVELIN—1. John Elliott, Indiana (Pa) 244-9; 2. Larry Hynek, Emporia State (Kan) 237-9; 3. Carlos Omphroy, Occidental (Calif) 237-6; 4. Dale Grant, Southern Oregon 227-3; 5. Greg Oveson, Eastern Oregon 224-1; 6. Tom Bell,


Dakota Wesleyan (S Dak) 222-5.

26-MILE MARATHON—1. Lucian Rosa, Wisconsin-Parkside 2:26:01.5 (NAIA RECORD); 2. Wayne Frongello, Boston State (Mass) 2:29:29.8; 3. David Antogonoli, Edinboro State (Pa) 2:30:43.1; 4. Lionel Ortega, Adams State (Colo) 2:31:13.2; 5. Peter Frederickson, U.S. International (Calif) 2:32:26.0; 6. David Slusser, Indiana (Pa) 2:34:04.5.

DECATHLON — 1. David Bahr, Graceland (Iowa) 7,011; 2. Joe Chilberg, Occidental (Calif) 6,708; 3. Darwin Robinson, Dakota State (S Dak) 6,637; 4. Fred Jesse, Pasadena (Calif) 6,399; 5. Mark Zukevich, Sul Ross State (Tex) 6,386; 6. Charles Rust, Southeastern Oklahoma State 6,200.

440-YARD RELAY—1. Texas Southern 40.1 (Amos Sumpter, Ernest Pough, Robert Taylor, Eddie Snow); 2. Baptist (SC) 40.2; 3. Arkansas-Pine Bluff 20-9; 4. Stephen F. Austin 41.3; 5. Eastern New Mexico 41.6; 6. Berry (Ga) 41.6.

MILE RELAY—1. Stephen F. Austin (Tex) 3:08.9 (Dan Mayes, Rick Britain, Bobby Coleman, Charles McManus); 2. Troy State (Ala) 3:09.9; 3. Mississippi Valley State 3:10.7; 4. Southern (La) 3:11.6; 5. Baptist (SC) 3:12.4; 6. Texas Southern 3:14.8.



THE NAIA DISTINGUISHED ATHLETES ASSOCIATION WANTS YOU!

THE NAIA DISTINGUISHED ATHLETES ASSOCIATION'S MEMBERSHIP IS LIMITED TO:

- MEMBERS OF NAIA ALL AMERICA-TEAMS (1ST, 2ND AND 3RD TEAM ONLY-DOES NOT INCLUDE HONORABLE MENTION)
- MEMBERS OF NAIA NATIONAL CHAMPIONSHIP TEAMS
- MEMBERS OF NAIA ALL TOURNAMENT TEAMS (SELECTED AT NATIONAL TOURNAMENTS)
- MOST VALUABLE PLAYER AWARD WINNERS AT NATIONAL CHAMPIONSHIPS
- SPECIAL NAIA AWARD WINNERS AT NATIONAL TOURNAMENTS
- MEMBERS OF NAIA - HELMS HALL OF FAME - ATHLETES CATEGORY
- EMIL S. LISTON, A. O. DUER, GENE WALDRON SCHOLARSHIP AWARD WINNERS

MEMBERSHIP PRIVILEGES INCLUDE:

- FREE ADMISSION TO ALL NAIA NATIONAL CHAMPIONSHIP EVENTS
- YEARS SUBSCRIPTION TO NAIA NEWS, COACH, AND NEWSLETTER
- NAIA DISTINGUISHED ATHLETES CERTIFICATE (INCLUDED IN THE FIRST YEAR'S MEMBERSHIP DUES)
- SPECIAL EVENTS DURING NAIA NATIONAL BASKETBALL TOURNAMENT-CONVENTION

IF YOU QUALIFY FOR MEMBERSHIP FILL OUT THE MEMBERSHIP APPLICATION BLANK NOW!

NAME _____

HOME ADDRESS _____

CITY _____ STATE _____ ZIP _____

BUSINESS ADDRESS _____

NAIA HONORS RECEIVED _____

SCHOOL ATTENDED _____ YEAR GRADUATED _____

MEMBERSHIP DUES -


\$15.00 FIRST YEAR (INCLUDES NAIA DAA CERTIFICATE), \$10.00 PER YEAR FOR RENEWAL MEMBERSHIPS (DOES NOT INCLUDE CERTIFICATE)

MAKE CHECK PAYABLE TO:

NAIA DISTINGUISHED ATHLETES ASSOCIATION AND MAIL WITH MEMBERSHIP APPLICATION BLANK TO:

**Glen Davies, NAIA,
In The Dixon Inn,
1205 Baltimore,
Kansas City, Missouri 64105**

AMF supports the team.



AMF sponsored the United States team in the 1973 World University Summer Games in Moscow.

We support international sports activities because it is our belief that the better the people of the world get to know each other on a one-to-one basis, the better off all of us will be. And what better way to get together than to participate in international sporting events?

Sports bring out the best in everyone.

AMF brings out the best in you with these leisure time products.

TEAM SPORTS

American Athletic

Gymnastics and gymnasium equipment and accessories.

Pacer-American

Track and field equipment.

Tennessee-American

Institutional Sportswear.

MARINE PRODUCTS

Alcort

Flyingfish, Hilu, Minifish, Puffer, Sailfish, Sea Moth II and Sunfish sailboats and accessories.

Crestliner inboard/outboard power boats.

Hatteras yachts.

Slickcraft power cruisers.

SPORTING GOODS

AMF Bowling lanes and equipment, pins, balls, bags and shoes.

Ben Hogan

Golf clubs, balls and accessories.

Head

Ski wear and tennis wear. Skis, boots and bindings, tennis rackets and shoes.

Voit

Inflated athletic balls, underwater and surface swimming equipment.

Whitely exercise equipment.

Wing archery equipment.

RECREATION VEHICLES

AMF Roadmaster

Bicycles and junior toys.

Harley-Davidson

Motorcycles and golf cars.

Skamper

Campers, travel trailers, "fifth wheel" units and motor homes.

AMF Lawn tractors and accessories.

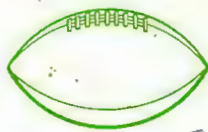


AMF Incorporated
White Plains, N.Y. 10604

The NAIA

News

SUMMER 1974





TENNIS COACH OF YEAR—Ross Cutter, left, the 1975 Tennis Coaches' Association President, congratulates Steve Wilkinson of Gustavus Adolphus (Minn) as he was named the 1974 NAIA Tennis Coach of the Year.



OUTGOING PRESIDENT—Dr. Arnold R. Kilpatrick, left, the NAIA President for 1974-75, poses with Jim Shakespeare, right, of Presbyterian College (SC). Shakespeare received the NAIA Award of Merit for this service to the NAIA Tennis Coaches' Association as President for 1973-74.

THE NEWS

VOL. XXIII, NO. 2

SUMMER ISSUE, 1974

A.O. DUER
Executive Secretary

Assistants to the Executive Secretary
Glen Davies Charles Morris Wally Schwartz

Director of Public Relations
Don Powers

Editorial Assistant
Liz Rubaloff

Assistants
Carroll Ramseyer Shirley West
Mrs. Naydene Smith

EDITOR: Don Powers

Published quarterly by the National Association of Intercollegiate Athletics, 1205 Baltimore Street, Kansas City, Missouri 64105.

Subscription price: To member institutions \$1 per year. All others, \$2.

Publication Office: Ashcraft Incorporated Printers, 816 Locust, Kansas City, Missouri 64106.

Address all Correspondence to 1205 Baltimore Street, Kansas City, Missouri 64105.

Reproduction of material published in "The NAIA News" is prohibited without written permission of the publisher.

Second-class postage paid at Kansas City, Missouri.



TOP GOLF STARS—The top 12 finishers in the National Golf Tournament at Aberdeen, S.D., were named to the All-America team. From left to right: Dan Frickey, Washburn (Kan); Keith McCutchen, Angelo State (Tex); Dan Milusnic, Eastern New Mexico; John Mattson, Gardner-Webb (NC); Danny Woodard, St. Bernard (Ala); Mike Zack, St. Bernard (Ala); John Urner, U.S. International (Calif); Kyle Launchbaugh, Washburn (Kan); Blake Bostrom, Pacific Lutheran (Wash); Steve Ball, Eastern New Mexico; and Jim Mundell, Angelo State (Tex). Not shown—Steve Ralston, Arkansas-Little Rock.

Greyhounds Capture Outdoor Track Championship

ARKADELPHIA, Ark. — Scoring heavily in the distance events, Eastern New Mexico captured the 23rd Annual National Track and Field Championship. The Greyhounds of Coach Bill Silverberg finished with 67 points while second place Southern California College logged 58.

Mike Boit, the Olympic Bronze medal winner in the 800-meters, was a double winner for Eastern New Mexico as the Keyna standout won the mile in 4:02.2 and captured the three mile title with a 13:35.5 clocking.

Phillip Ndoo, another Kenyan for Eastern New Mexico, was a double victor as he posted a 27:56.9 record performance in the six mile run and captured the 3000-meter steeplechase with an 8:50.7 mark. The six mile run was held Saturday in the rain as Ndoo sprinted past record holder Peter Fredericksson of U. S. International (Calif) in the final 300 yards for the new NAIA standard.

Eastern New Mexico also showed

great depth in the long races. Ndoo was second to Boit in the three mile run while teammate Dennis Williams took fifth place honors. Joseph Mendich, another Kenyan, finished third in the mile run.

Boit finished fifth in the 880, Tom Boitt was fourth in the 3000-meter steeplechase and freshman J. O. Amoah, from Ghana, finished sixth in the long jump to complete the Greyhound scoring.

Just after Boit won the mile run, an angry thundershower, lightening, and high winds slashed across Haygood Stadium. The six-tiered winner's podium was lifted several feet by the winds and the landing cushion for the high jump competition was carried 100 yards into a chain link fence surrounding the stadium.

In addition, the lights and power to the stadium were cut off. Half of the lights on the north side of the stadium were restored and after an hour-and-a-half delay the meet was resumed with half of the oval in semi-

darkness.

Before the rain and wind, Charles Foster of North Carolina Central tied the 120 yard high hurdle record of :13.4 set last year by Rodney Milburn of Southern University (La). The junior standout breezed to victory as second place finisher Bruce Barnett of Tarkio (Mo) was clocked in 14-flat.

Joshua Owusu, the great Angelo State (Tex) athlete, was also a double winner and was named the Outstanding Performer in the 1974 meet. Owusu sailed 26-6½ in the long jump in beautiful sunny weather on Friday to shatter the old mark of 25-8¼ set by Jerry Proctor of Redlands (Calif) in 1970. The Angelo State veteran then leaped 52-10½ to add the triple jump title to his list of victories.

Two other records were set, both by juniors. Carl Swift of Azusa Pacific (Calif) won the 10,000-meter walk with a 49:18.5 clocking while Paul Ide of Fort Hays State (Kan)



EASY DOES IT—Phillip Ndoo of Eastern New Mexico goes over the hurdle during the 3000-meter steeplechase. Ndoo won the event and also posted a National meet record in winning the six mile run.



DOUBLE WINNER—Mike Boit of Eastern New Mexico was a double winner in the 1974 Outdoor Track and Field meet as he won the mile and the three mile races to help the Greyhounds win the National title.

Redlands Captures Eighth Tennis Crown

KANSAS CITY, Mo. — The University of Redlands (Calif) captured its eighth NAIA National Tennis Championship at Rockhill Country Club without being involved in the finals at all. Coach Jim Verdick and his Bulldogs finished the competition with 34 points while California Baptist was second with 33.

Freshman Stan Franker, a 28-year old from Surinam, South America, captured the singles title as he downed unseeded Gene Chappel of Columbus (Ga) in straight sets, 6-2, 6-4. The doubles combination of John Blomberg and Bengt Anthin of California Baptist took the doubles crown with a 7-6, 6-2 decision over Dave Petersen and Tim Butorac of Gustavus-Adolphus (Minn).

Slowed by rains during the week, the finals were scheduled to be played at Rockhill Country Club on Friday, June 7. With showers falling during most of the morning, the finals were moved indoors to Airway Racket Club.

Redlands did not have an easy task of winning its eighth championship. Craig Edwards, the number two seed in singles, lost his first match. Senior Janice Metcalf had to default her third round match because of a knee injury.

Despite the handicap, Coach Verdick's squad suddenly caught fire and scored 31 match victories to clinch the championship. The doubles team of Dan Hansen and Dave Sallee slip-

ped by Syed Abid and Robert Koch of East Texas State, 7-6, 7-6 in a double tiebreaker match that gave Redlands the title.

Franker, who received a first round bye, turned back David Delancey, Cedarville (Ohio), 6-1, 6-1; Rick Sasser, Southeastern Oklahoma, 6-1, 6-2; Henri Elkins, California Baptist, 6-4, 6-0; Martin Sturgess, Edinboro State (Pa), 6-3, 6-2; Buddy Miles, Belhaven (Miss), 6-1, 6-1; and Dave Petersen, Gustavus Adolphus (Minn), 7-6, 6-7, 7-5 to gain the singles finals.

Petersen was the top-seeded singles player in the tournament.

NATIONAL ASSOCIATION OF INTERCOLLEGIATE ATHLETICS 23RD ANNUAL TENNIS TOURNAMENT RESULTS

Rockhill Tennis Club, Kansas City, Missouri
June 3-7, 1974

TEAM SCORING

1.	U. of Redlands (Calif)	34
2.	California Baptist	33
3.	Gustavus Adolphus (Minn)	27
4.	Texas Southern	19
5.	Columbus (Ga)	17
6.	Belhaven (Miss)	15
	Mercyhurst (Pa)	15
	East Texas State	15
9.	Southeastern State (Okla)	14
10.	Carson-Newman (Tenn)	12
11.	Atlantic Christian (NC)	11
12.	College of Charleston (SC)	10
13.	Pacific Lutheran (Wash)	9
14.	High Point (NC)	8
15.	Alma College (Mich)	7
	Southwest Baptist (Mo)	7
	Doane College (Neb)	7
18.	Quincy (Ill)	6
	Cedarville (Ohio)	6

John Blomberg of California Baptist was third seed and was upended by Seabury Stanton of Redlands in the quarterfinals. Chappell then downed Stanton, 6-1, 6-2 to gain the right to meet Franker in the finals.

The two top seeded doubles teams were matched in the finals with Anthin-Blomberg ranked second to Petersen-Butorac, the defending doubles champions. After gaining the 7-6 tiebreaker victory in the first set, the California pair breezed to the 6-2 win in the second set for the championship.

The California Baptist pair elimin-
(Continued on page 18)

	St. Ambrose (Iowa)	6
	Northwood Institute (Mich)	6
22.	Edinboro State (Pa)	4
	Keene State (NH)	4
	Northeastern Oklahoma State	4
	Lewis & Clark (Ore)	4
	West Liberty State (WVa)	4
	West Georgia	4
	Wisconsin-Eau Claire	4
	Presbyterian (SC)	4
	Taylor University (Ind)	4
	Washburn University (Kan)	4
32.	George Mason U. (Va)	3
	Augustana (Ill)	3
	Southern State (Ark)	3
	Wisconsin-Stevens Point	3
36.	Abilene Christian (Tex)	2
	Kearney State (Neb)	2
	Morris Harvey (W Va)	2
	U. of Rutgers-Newark (NJ)	2
	Southeastern Massachusetts	2
41.	Metropolitan State (Colo)	1
42.	Northern State (SD)	0
	Rhode Island College	0
	South Dakota Tech	0
	Shorter (Ga)	0
	Tabor College (Kan)	0



SINGLES WINNER—The 1974 NAIA Tennis Champion, Stan Franker of Texas Southern, was also presented the Ward-Ballinger Memorial trophy. From left: Bob Blume, tournament director; Mrs. Robert Ballinger, Mrs. Carol Ward, and Stan Franker.



WINNERS AGAIN—Member of the University of Redlands (Calif) tennis team pose with the Championship Banner. From left: Bob Blume, Director of the Tennis Championship; Seabury Stanton, Jim Doal, Dave Sallee, Dan Hansen, Craig Edwards, Mitch Finkelstein, and Coach Jim Verdick.

finished second with a 49:36.4 mark. This is the first time for the 10,000-meter distance in the walk. Lucian Rosa of Wisconsin-Parkside lowered his own record in the marathon with a 2:22:54.2 effort this year. Rosa set the old mark last year with a 2:26:01.5 clocking.

Sophomore James Gilkes of Fisk (Tenn) claimed the title as sprint champion as he won the 100 yard dash (:09.4) and then captured the 220 (:20.6). Gilkes handed defending champion Tom Reid of Baptist College (SC) his first loss ever in the 220 as Reid had to settle for third place behind Wayne Hardy of Southeastern Louisiana.

Freshman James Herron of Cameron (Okla) nipped Steve Alexander of Southern California College for the decathlon title by winning the final race in the 10-event two-day grueling classic. Herron finished with 6,939 points while Alexander posted a 6,936 total.

Southern California College had four individual champions as Mike Singletary won the 440 (:46.3), veteran Jack Causey won the high jump in the downpour (6-9), big Don Turri was tops in the shot put (59-½), and Jim Feeney won the javelin with a toss of 236-10.

Senior Ray Geter of Prairie View (Tex) won his duel with Desmond Melville of Grambling in the 880. Geter finished with a 1:48.5 while Melville was an eye-lash behind with

a 1:48.9 mark. Carl Stevenson of Southern-Baton Rouge won the 440-yard intermediate hurdles with a :51.6 effort while Gary Grubb of Fort Hays State (Kan) was tops in the pole vault (15-6).

Robert Kuhn of Fort Hays State won the discus with a throw of 174-8 to nip Mark Smith of Pacific Luther-

an (Wash) by a scant eight inches while Tom Carr of Aquinas (Mich) was the winner in the hammer throw with a toss of 164-4 with the steel ball.

Texas Southern captured the 440 yard relay with a 39.8 clocking while Prairie View A&M (Tex) took top honors in the mile relay with a 3:12.2 mark.

Tournament Notes — There were 90 coaches in attendance at the annual NAIA Track and Field Coaches' Association business meeting . . . Area Representatives elected were: Jim Crakes, U. S. International (Calif), Area 1; Don Jones, Berry College (Ga), Area 5; and Doug Watts, Edinboro State (Pa), Area 8 . . . Steve Haas of Occidental (Calif) has been named as the Running Referee for the 1975 National meet and Don Amiot of Wisconsin-Stevens Point was named to the Games Committee . . . Dr. Joe Vigil of Adams State (Colo) was named Secretary for the NAIA Track and Field Coaches' Association . . . Hoover Wright of Prairie View A&M (Tex) is the New President of the Track and Field Coaches' Association . . . There were 166 institutions and some 883 athletes in the 23rd Annual Track and Field championships this year. This is the largest field of any National Championship in NAIA history . . . Texas Southern University was well represented at the Track and Field honors banquet. Former Texas Southern Coach Stan Wright was inducted into the Hall of Fame as a coach, his son-in-law John Hartfield was inducted into the Hall of Fame as an athlete, and Dave Bethany was named for the second year in succession as the National Track and Field Coach of the Year.

INDIVIDUAL RESULTS

100 YARD DASH: 1. James Gilkes, Fisk (Tenn), :09.4; 2. Earl Thomas, Jackson State (Miss), :09.4; 3. Kofi Okyir, Angelo State (Tex), :09.5; 4. Ernest Pough, Texas Southern, :09.5; 5. Rob Smith, David Lipscomb (Tenn), :09.5; 6. Marian McCoy, Alabama State, :09.5.

220 YARD DASH: 1. James Gilkes, Fisk (Tenn), :20.6; 2. Wayne Hardy, Southeastern Louisiana, :21.1; 3. Tom Reid, Baptist College (SC), :21.3; 4. Lindell Smith, Southeastern State (Okla), :21.6; 5. Jeff Polk, Salisbury State (Md), :21.8; 6. Robert Smith, David Lipscomb (Tenn), :21.8.

440 YARD DASH: 1. Mike Singletary, Southern California, :46.3; 2. Isaiah Douglas, Southeastern Louisiana, :46.5; 3. Charles Oliver, Troy State (Ala), :46.5; 4. Brad Morris, Delaware State, :47.4; 5. Tom Mallard, Mississippi Valley, :48.2; 6. George Hill, Dallas Baptist (Tex), :48.6.

880 YARD RUN: 1. Ray Geter, Prairie View A&M (Tex), 1:48.5; 2. Desmond Melville, Grambling (La), 1:48.9; 3. John Leier, Whitman (Wash), 1:49.3; 4. Robert Ouko, North Carolina Central, 1:49.6; 5. Mike Boit, Eastern New Mexico, 1:51.3; 6. John Nelson, Fort Hays State (Kan), 1:51.4.

MILE RUN: 1. Mike Boit, Eastern New Mexico, 4:02.2; 2. Bob Maplestone, Eastern Washington, 4:03.5; 3. Joseph Mendich, Eastern New Mexico, 4:04.7; 4. Glenn Rouse, Southern California, 4:06.8;

(Continued on page 14)

23RD ANNUAL NAIA OUTDOOR TRACK AND FIELD CHAMPIONSHIPS Henderson State College — Arkadelphia, Arkansas May 23-25, 1974

TEAM SCORES		PTS
SCHOOL		
1. Eastern New Mexico		67
2. Southern California		58
3. Fort Hays State (Kan)		29
Fisk (Tenn)		29
Southeastern Louisiana		29
6. Baptist College (SC)		28
7. Angelo State (Tex)		26
8. Occidental (Calif)		22
9. Prairie View A&M (Tex)		20
10. Eastern Washington State		16
11. Arkansas-Pine Bluff		14
North Carolina Central		14
Texas Southern		14
Southern-Baton Rouge (La)		14
15. Wisconsin-Parkside		12
Howard Payne (Tex)		12
Pembroke State (NC)		12
Westmont (Calif)		12
19. Whitman (Wash)		10
Dallas Baptist (Tex)		10
Southern Oregon		10
Oregon College of Education		10
Cameron State (Okla)		10
Malone (Ohio)		10
Concordia (Neb)		10
Aquinas (Mich)		10
Azusa Pacific (Calif)		10
28. Pacific Lutheran (Wash)		9
29. Pomona-Pitzer (Calif)		8
U.S. International (Calif)		8
Grambling (La)		8
Boston State (Mass)		8
Missouri Valley		8
Tarkio (Mo)		8
Jackson State (Miss)		8
Mississippi Valley State		8
Western Washington State		8
38. David Lipscomb (Tenn)		7
Northwestern State (La)		7
40. Troy State (Ala)		6
Ouachita Baptist (Ark)		6
Delaware State		6
Illinois College		6
McPherson (Kan)		6
George Fox (Ore)		6
School of Ozarks (Mo)		6
47. Oklahoma Christian		5
48. Claremont-Mudd (Calif)		4
Dillard (La)		4
Moorhead State (Minn)		4
Southeastern State (Okla)		4
Black Hills State (SD)		4
Abilene Christian (Tex)		4
Sul Ross State (Tex)		4
55. John Brown (Ark)		2
Adams State (Colo)		2
Franklin (Ind)		2
Kansas State-Pittsburg		2
Salisbury State (Md)		2
Linfield (Ore)		2
Edinboro State (Penn)		2
Southwest Texas State		2
Wisconsin-Stevens Point		2
64. Simon Fraser (BC)		1
Pacific Col. of Fresno (Calif)		1
West Georgia		1
Alabama State		1
Delta State (Miss)		1
Northern State (SD)		1
South Dakota-Springfield		1



**DAVE BETHANY—
TEXAS SOUTHERN
...1974 NAIA COACH OF YEAR**

Track Meet Results

(Continued from page 13)

5. Mike Wilson, Delaware State, 4:06.9; 6. Leo Gaston, Northwestern Louisiana, 4:07.1.

THREE MILE RUN: 1. Mike Boit, Eastern New Mexico, 13:35.5; 2. Phillip Ndo, Eastern New Mexico, 13:36.8; 3. Rick Hebron, Eastern Washington, 13:38.3; 4. Don Cloeter, Concordia (Neb), 13:42.3; 5. Dennis Williams, Eastern New Mexico, 13:47.3; 6. Victor Elk, Pembroke State (NC), 13:48.1.

SIX MILE RUN: 1. Phillip Ndo, Eastern New Mexico, 27:56.9 (**Record**—Old Record 28:42.2 by Peter Fredericksson, U.S. International (Calif), 1973); 2. Peter Fredericksson U.S. International (Calif), 28:26.5; 3. Dan Cloeter, Concordia (Neb), 28:50.0; 4. Dennis Williams, Eastern New Mexico, 28:54.1; 5. Rick Hebron, Eastern Washington, 29:02.3; 6. Victor Elk, Pembroke State (NC), 29:05.2.

120 YARD HIGH HURDLES: 1. Charles Foster, North Carolina Central, :13.4 (**Ties Record**—also held by Rodney Milburn, Southern (La), 1973-prelims); 2. Bruce Barnett, Tarkio (Mo), :14.0; 3. Gregg Lawrence, Southeastern Louisiana, :14.0; 4. Bob Jappe, Moorhead (Minn), :14.0; 5. James Mc-

Craney, Southern-Baton Rouge (La), :14.2; 6. Robert Martin, Southeastern Louisiana, :14.3.

440 YARD INTERMEDIATE HURDLES: 1. Carl Stevenson, Southern-Baton Rouge (La), :51.6; 2. Mike Vorce, Western Washington, :52.2; 3. Doug Odell, Occidental (Calif), :52.3; 4. Robbie Huckaby, Baptist College (SC), :53.6; 5. Gene Taylor, Occidental (Calif), :54.1; 6. John Walker, Edinboro State (Pa), :54.6.

300 METER STEEPLECHASE: 1. Phillip Ndo, Eastern New Mexico, 8:50.7; 2. Ken Layne, Baptist College (SC), 8:51.5; 3. Rick Horton, Malone (Ohio), 8:51.5; 4. Tom Boitt, Eastern New Mexico, 8:52.3; 5. Mark Weeks, Adams State (Colo), 8:54.7; 6. Jim Scorgie, Simon Fraser (BC), 9:00.2.

10,000 METER WALK: 1. Carl Swift, Azusa Pacific (Calif), 49:18.5 (**Record**—New Event); 2. Paul Ide, Fort Hays State (Kan), 49:36.4; 3. James Bear, Oregon College of Education, 49:54.4; 4. Mike Hale, Oklahoma Christian, 50:03.8; 5. Jim Heiring, Wisconsin-Parkside, 51:13.5; 6. Rob Frank, Oregon College of Education, 53:12.2.

LONG JUMP: 1. Joshua Owusu, Angelo State (Tex), 26-6½ (**Record**—Old Record 25-8¼ by Jerry Proctor, Redlands (Calif), 1970); 2. David Boyd, Fisk

(Tenn), 25-1¾; 3. Jesse Beard, School of Ozarks (Mo), 25-1½; 4. Mike Brown, Northwestern Louisiana, 24-5; 5. Moise Pomaney, Howard Payne (Tex), 24-0¾; 6. J. O. Amoah, Eastern New Mexico, 23-11.

TRIPLE JUMP: 1. Joshua Owusu, Angelo State (Tex), 52-10½; 2. Moise Pomaney, Howard Payne (Tex), 51-4½; 3. Alexander Jackson, Arkansas-Pine Bluff, 50-6¾; 4. David Rachel, David Lipscomb (Tenn), 49-11¾; 5. Jessie Johnson, Southern-Baton Rouge (La), 49-2¾; 6. Westley Brown, West Georgia, 48-0.

HIGH JUMP: 1. Jack Causey, Southern California, 6-9; 2. British Tharpe, Dallas Baptist (Tex), 6-9; 3. Dave Phillips, Pembroke (NC), 6-8; 4. Randy Rea, Abilene Christian (Tex), 6-8; 5. Ron LaFond, Wisconsin-Stevens Point, 6-8; 6. Walden Curry, Delta State (Miss), 6-6.

POLE VAULT: 1. Gary Grubb, Fort Hays State (Kan), 15-6; 2. Lance Herman, Missouri Valley, 15-6; 3. Rich Holve, Occidental (Calif), 15-0; 4. Steve Hughes, Westmont (Calif), 15-0; 5. Allen Moore, Southwest Texas State, 15-0; 6. Brian Myers, South Dakota-Springfield, 15-0

(Continued on page 22)



THE WINNER—Mike Singletary of Southern California College raises his arms in victory as he gets ready to break the tape in winning the 440 yard dash as the Californians finished second in the team race to Eastern New Mexico.



OUTSTANDING PERFORMER—Veteran Joshua Owusu of Angelo State (Tex) was named the Outstanding Performer in the 1974 NAIA Outdoor Track and Field Championships as he set a new meet mark in the long jump and also was the winner in the triple jump.

1974 NAIA All-America Baseball Teams

FIRST TEAM

Infielders	B	T	Ht.	Class	Avg.
Dave Hummell, Oregon Tech	L	L	6-1	Jr.	.442
Ray Crowley, Lewis Univ (Ill)	L	L	6-4	Jr.	.349
Jackie Heard, Sam Houston St (Tex)	R	R	5-8	Sr.	.331
Dan DeBattista, Grand Canyon (Ariz)	R	R	5-10	Jr.	.391
Glenn Smith, David Lipscomb (Tenn)	R	R	5-9	Sr.	.360
Catchers					
David Woolley, Sam Houston St (Tex)	R	R	6-4	Sr.	.400
Terry Kirkpatrick, Ferris State (Mich)	R	R	6-2	Sr.	.349
Outfielders					
Chuck Van Schdych, Azusa Pacific (Cal)	L	R	5-10	Sr.	.413
Jesse Benavidez, Lubbock Christian (Tx)	S	R	6-0	Sr.	.337
Tom O'Brien, Missouri Western	L	R	5-10	Sr.	.351
Lou Abel, Point Park PA	L	R	6-0	Sr.	.465
Pitchers					
Tom Brennan, Lewis Univ (Ill)	R	R	6-0	Sr.	12-1 1.17 ERA
John Verhoeven, LaVerne (Calif)	R	R	6-5	Sr.	14-1 1.17 ERA
John Miller, Sam Houston St (Tex)	R	R	6-3	Sr.	12-2 1.07 ERA
Designated Hitter					
Kurt Frederickson, Northern St (SD)	R	R	6-3	Sr.	.405

SECOND TEAM

Infielders	B	T	Ht.	Class	Avg.
Darryl Woods, Northwestern LA	R	R	6-7	Sr.	.370
Tom Bush, Pacific Univ (Ore)	L	R	5-6	Jr.	.418
Larry Wills, Henderson State (Ark)	R	R	6-2	Sr.	.512
Ted Dominguez, Azusa Pacific (Cal)	R	R	5-9	Sr.	.365
Nick Leyva, LaVerne (Calif)	R	R	5-8	Jr.	.364
Catchers					
Bill Settle, Lewis-Clark St (Id)	R	R	5-8	Sr.	.325
Carl Torbush, Carson-Newman (Tenn)	R	R	6-0	Sr.	.429
Outfielders					
Tony Cazzelle, Southeastern (Okla)	R	R	6-0	Sr.	.305
Jeff Youngbauer, Winona St (Minn)	L	R	6-0	Jr.	.457
Steve Mayer, Birm-Southern (Ala)	L	L	5-11	Sr.	.308
George Dimatteo, Lewis Univ (Ill)	R	R	5-10	So.	.428
Pitchers					
Bo McLaughlin, David-Lipscomb (Tenn)	R	R	6-5	So.	12-4 1.70 ERA
Darrell Frolin, Phillips (Okla)	R	R	6-5	Sr.	12-1 1.65 ERA
John Caneira, Eastern Conn. State	R	R	6-5	Sr.	9-3 1.49 ERA
Designated Hitter					
John Harris, Lubbock Christian (Tex)	L	L	6-2	Fr.	.328

(Continued from page 15)

Birmingham Southern (Ala) who hit .308, drove in 31 runs, had 55 hits including 15 doubles, four triples, four home runs, and stole 17 bases; and George Dimatteo, a sophomore from Lewis University (Ill) who hit .428 with 26 RBIs, seven home runs, six doubles, four triples, and 14 stolen bases.

The three pitchers were Bo McLaughlin of David Lipscomb (Tenn) who was 12-4 for the season with a 1.70 ERA and 143 strikeouts this season; Darrell Frolin, a senior from Phillips University (Okla) with a 12-1 record and 1.65 ERA; and John

Caneira, a senior from Eastern Connecticut State with a 9-3 record this year and solid 1.49 ERA.

HONORABLE MENTION

INFELDERS

Gary Cameron, Yankton (SD), Paul Eberline, Wartburg (Iowa), Vaughn Robbins, Shorter (Ga), Jamie Pride, David Lipscomb (Tenn), Dickie Meyers, Pfeiffer (NC), Charles Virag, Slippery Rock State (Pa), Ron McClain, Mayville State (ND), Dave Broders, Upper Iowa, Joe Moore, Findlay (Ohio), Bob Worthington, High Point (NC), Bill Hickey, Eastern Connecticut State, Gary Gray, Southeastern Oklahoma, Charlie Mulligan, Buena Vista (Iowa), Johnny Dean, Shorter (Ga), Bob Landi, Lewis University (Ill), Earl Coggins, Pfeiffer (NC), Jim Rigglesman, Frostburg State (Md), Bobby Hrapmann, Northwestern Louisiana, Lance Wise, Fort Hays State (Kan), Jim Gantner, Wisconsin-Oshkosh, Al Weir, Augustana (Ill), Marvin Townsend, Campbell (NC), Joe Zyra, Point Park (Pa).

CATCHERS

Bill Gradoville, Kearney State (Neb), Greg Nelson, Augsburg (Minn), Gary Robinson, Gardner-Webb (NC), Randy Reynolds, York (Pa).

DESIGNATED HITTERS

Mike Alonso, LaVerne (Calif), Don Geng, St. John's (Minn), Sam Hamstra, David Lipscomb (Tenn), Ed Marath, Malone (Ohio), Danny Goins, High Point (NC), Harry Westwood, Point Park (Pa).

OUTFIELDERS

Paul Zobeck, Lewis-Clark State (Idaho), Ty Gordon, Central Washington State, Lonnie Kiel, Southwestern (Tex), Dale Brock, Southern-Baton Rouge (La), Ray Miller, Wayne State (Neb), Steve Witcock, Dana (Neb), Bill Hall, Fort Hays State (Kan), Larry Richardson, Buena Vista (Iowa), Jim Hamilton, Ouachita Baptist (Ark), Carey Aldridge, Belhaven (Miss), Jesse Young, Aquinas (Mich), Mike Sipe, Hanover (Ind), Howie Edgerton, UNC-Wilmington, Reggie Coleman, West Virginia State, Doug Williams, Elon (NC), Tom Lynn, Eastern Conn. State, Garland Moore, Delaware State.

PITCHERS

Don Rutschman, Linfield (Ore), Gary Graham, Grand Canyon (Ariz), Pete Torres, Dallas Baptist (Tex), Allen Colson, Cameron State (Okla), Larry Frakes, Buena Vista (Iowa), Dorian Boyland, Wisconsin-Oshkosh, Lamar Wright, Shorter (Ga), Ted Ahaus, Marian (Ind), Greg Antor, Aquinas (Mich), Raymond LaPointe, Baptist (SC), Ron Norman, Pembroke State (NC), Ray Davis, Millersville State (Pa), Pete Vuchovich, Clarion State (Pa).

Track Meet Results

(Continued from page 14)

SHOT PUT: 1. Don Turri, Southern California, 59-0½; 2. Ray Fogg, Pomona Pitzer (Calif), 56-3¼; 3. Ron Summers, Illinois College, 56-2¼; 4. Tim Treick, Black Hills State (SD), 55-3¼; 5. Tommy Kloerner, Howard Payne (Tex), 54-8¾; 6. Allan Kirschenmann, Northern State (SD), 54-5.

DISCUS: 1. Robert Kuhn, Fort Hays State (Kan), 174-8; 2. Mark Smith, Pacific Lutheran (Wash), 174-0; 3. Roger Kamla, McPherson (Kan), 171-2; 4. Rick Pitteneer, Malone (Ohio), 165-8; 5. Wally Autem, Kansas State-Pittsburg, 161-1; 6. Rich Grise, Oregon College of Education, 157-6.

HAMMER THROW: 1. Tom Carr, Aquinas College, (Mich), 164-4; 2. Warren Shank, Westmont College (Calif), 159-10; 3. Jeff Miller, Southern California, 159-0; 4. Randy Ramos, Southern Oregon, 158-0; 5. Greg Schukart, Oregon College of Education, 157-5; 6. Danny Neugent, Oklahoma Christian, 149-4.

JAVELIN: 1. Jim Feeney, Southern California, 236-10; 2. Carlos Omphroy, Occidental (Calif), 227-1; 3. Dale Grant, Southern Oregon, 222-0; 4. John Glueckert, Whitman (Wash), 221-3; 5. David Lyon, Franklin (Ind), 218-1; 6. Mike Pancerev, Edinboro State (Penn), 216-1.

440 YARD RELAY: 1. Texas Southern (Amos Sumpster, Ernest Pough, Robert Taylor, Ainsley Armstrong); 2. Baptist College SC; 3. Southeastern Louisiana; 4. Pembroke State NC; 5. Northwestern Louisiana; 6. Fisk (Tenn).

MILE RELAY: 1. Prairie View A&M (Tex) (Johnson Fields, Cornell Evans, John Barrett, Ray Geter); 2. Arkansas-Pine Bluff; 3. Mississippi Valley; 4. Dillard (LA); 5. Baptist College (SC); 6. Dallas Baptist (Tex).

DECATHLON: 1. James Herron, Cameron State (Okla), 6939; 2. Steve Alexander, Southern California, 6936; 3. Danny Pynes, Ouachita Baptist (Ark), 6730; 4. Mark Zukevich, Sul Ross State (Tex), 6538; 5. Ray Struve, Linfield (Ore), 6478; 6. Mark Salzman, Pacific Lutheran (Wash), 6474.

MARATHON: 1. Lucian Rosa, Wisconsin-Parkside, 2:22:54.2 (Record—Old Record 2:26:01.5 by Lucian Rosa, Wisconsin-Parkside, 1973); 2. Joseph Catalano, Boston State (Mass), 2:28:45.0; 3. Curt Ankeny, George Fox (Ore), 2:28:55.8; 4. Wayne Aklyama, Claremont-Mudd (Calif), 2:30:49.6; 5. Roger Vann, John Brown (Ark), 2:31:38.8; 6. Don Gregory, Pacific College of Fresno (Calif), 2:32:05.1.


OUTSTANDING ATHLETE OF THE MEET

Joshua Owusu — Angelo State (Tex)

TRACK COACH OF THE YEAR — 1974

Dave Bethany — Texas Southern.

Newly Developed Programs For All NAIA Events



Distinguished Awards Since 1927

REQUEST OUR FREE
NAIA CATALOGUE

SOUTHERN CALIFORNIA TROPHY CO., INC.

858 SO. FIGUEROA STREET
LOS ANGELES, CALIF. 90017

Phone (Area Code 213) 623-3166

Baseball Tourney Dedicated To Tom Hamilton

The 1974 NAIA Baseball Tournament was dedicated to a man who for the past 12 years exemplified as an NAIA baseball coach the highest ideals of sportsmanship.

Tom Hamilton, highly respected and successful athletic director and baseball coach at St. Edward's University in Austin, Texas died on November 29, 1973 after suffering a massive brain hemorrhage.

Chairman of NAIA Baseball Area 6 at the time of his death, Hamilton had served for the past decade on numerous NAIA baseball committees. Prior to assuming the Area Chairmanship, he served as a District Baseball Chairman.

Hamilton served as an Army Captain during World War II and then entered the University of Texas in 1947 where he won numerous honors in both baseball and basketball.

During his three years as a regular first-baseman on the varsity baseball team Tom established a number of University of Texas records that stand today. His 1949 season was his most outstanding, as he slammed 12 home runs and had a slugging percentage of .966 in leading the Longhorns to a national championship. Tom was named the Most Valuable Player in the College World Series. He was also named as the first team All Southwest Conference and All-America first baseman. His .966 slugging average stands today as the SWC record and his mark of 12 home runs has only once been tied. Jones Ramsey, the Sports Information Director for the University of Texas indicated that Tom Hamilton is considered the best slugger in the history of the Southwest Conference. Tom Landry, coach of the Dallas Cowboys and Hamilton's college roommate recall's, "We were very close and spent most of our time together. He was an excellent roommate — a good

sense of humor, a good student and an excellent influence on me."

Following his graduation from the University of Texas, Tom signed with the Philadelphia Athletics and spent two years in their farm system before moving up to the parent club. He was then purchased by the New York Yankees and became a playing manager in their farm system at both St. Petersburg, Florida and Modesto, California. His 1958 and 1959 St. Pete teams won the Florida State League and his .359 average in 1959 won him the Minor League "Batting Award."

In 1960 Tom Hamilton decided to enter the college coaching ranks and returned to Austin, Texas where he assumed the head baseball coaching position at St. Edward's University. During his 12 seasons, his teams won three Big State Conference Championships and tied for another. In 1972 Coach Hamilton was named the NAIA Area 6 Coach-of-The-Year as well as a similar honor by the American Association of College Baseball Coaches. One of his former ballplayers was Roger Metzger, shortstop of the Houston Astro's. In 1973, after being named as the Astro's M.V.P., Metzger had this to say concerning Coach Hamilton, "I owe him so much. For being what I am today, actually. He gave me a chance to play in college and worked with me a lot. He was kind of a father away from home for me. I have to credit Tom with my success."

In 1971 Tom Hamilton received the highest award given by the University of Texas Athletic Department when he was inducted into the Texas Longhorn Hall of Fame.

Tom Hamilton is survived by his wife, Patricia; a daughter, Cindy; and a son, Tom Jr., all of Austin, Texas.

CONGRATULATIONS TO ALL THE ATHLETES
AND OFFICIALS THAT REPRESENTED THE
USCSC IN THE 1973 WORLD UNIVERSITY GAMES
IN MOSCOW FOR A JOB WELL DONE!



N.A.I.A.
CHARTER
MEMBER



BOIT NAMED OUTSTANDING PERFORMER

Jackson State Captures Indoor Track Title

KANSAS CITY, Mo. — Olympic performers Rod Milburn of Southern University (La) and Mike Boit of Eastern New Mexico along with a young Jackson State (Miss) team provided the luster at the Eighth Annual NAIA Indoor Track and Field Championships held in Municipal Auditorium, January 19-20.

Milburn, the Gold Medal winner in the high hurdles at Munich, gained his third NAIA Indoor 60-yard high hurdle title as he skimmed the sticks in :07.0, a tenth off his NAIA Indoor record.

The veteran from Southern University was challenged only briefly by 1971 Indoor champion Fuller

Cherry of Arkansas Monticello who was a distant second in :07.2.

Boit, a slender leggy freshman who wore the colors of Kenya in the Olympic Games as he finished third in the 800-meters, performed like a veteran on the Municipal boards despite this being the first time he has participated indoors anywhere.

In winning the Outstanding Performer award, Boit cruised the mile in 4:12.3 and came back 30 minutes later to prevail in the 880 in 1:57.4 with a tremendous kick to overcome Tom McCormick of Nebraska Omaha at the tape. McCormick finished with a 1:57.7 effort.

Defending mile champion Bob Mapstone of Eastern Washington State also challenged Boit but fell with two laps remaining and was unable to finish.

The 60-yard dash was almost exclusively an Alcorn A&M (Miss) event as the Braves captured the first five spots while Charles Gulley of Southeastern Oklahoma took sixth.

Actually Alcorn brought only five men to the meet, qualifying all five for the finals of the 60. Winner Willie McGee posted a :06.0 mark and just did nip teammate Jerry Sims at the finish line. The other three Alcorn runners also were in front of Gulley for the Alcorn sweep.

Larry Ellis won the 440-yard dash in :50.2 for Jackson State and also was a member of the winning mile relay foursome. The team champion got great mileage from the 440 as Robert Hulbert posted a :50.7 for third place while teammate Joe Washington captured fourth with a :50.9 mark.

Jackson State got a third place finish from underclassman George Handy in the 600 and a third place in the 880 on Joe Rule's 1:58.5 performance. Anthony Adefemi finished sixth in the long jump to round out the scoring for Coach Marvin Epps as Jackson State captured its first Indoor title.

There were four other athletes, in addition to Milburn, that mounted the victory stand for the second straight year. Josh Owusu of Angelo State (Tex) started it all on Friday as he won the long jump with a leap of 24-8½. Ray Geter of Prairie View A&M (Tex) repeated in the 600 (1:12.4) while Steve Tyrer of Oregon College of Education logged a 15:04.1 to prevail in the two mile walk. Walden Curry of Delta State (Miss) again captured the high jump as he cleared 6-10.

Failing to make it two straight was Dennis Anderson of Fresno Pacific (Calif) who finished fourth in the shot put, won by Wally Auten of Pittsburg State (Kan) and Rex Madadof of Eastern New Mexico as he had to settle for a third place finish in the two-mile run, won by Jeff Matthews of U. S. International (Calif).

LONG JUMP—(1) Josh Owusu, Angelo State (Tex) 24-8½; (2) Jeff Bunke, Winona State (Minn) 23-7; (3) Jerry Denton, Dallas Baptist (Tex) 23-4; (4) Calvin Smith, Dallas Baptist (Tex) 23-3; (5) Frank Nelson, Southern (La) 23-2; (6) Anthony Adefemi, Jackson State (Miss) 22-11¼.

HIGH JUMP—(1) Walden Curry, Delta State (Miss) 6-10; (2) David Phillips, Pembroke State (NC) 6-8; (3) Ron LaFond, Wisconsin-Stevens Point 6-6; (4) Keith Nuttelman, Kearney State (Neb) 6-6; (5) tie between Ken Anderson, Adams State (Colo) and Jackie Haliburton, Prairie View A&M (Tex) 6-4.

POLE VAULT—(1) Steve Hardison, Fresno Pacific (Calif) 15-9; (2) Paul Perryman, Lubbock Christian (Tex) 15-6; (3) Jim Lincoln, Eastern New Mexico 15-3; (4) Jim Lehman, Wisconsin-Stevens Point 15-0; (5) Dave Honneke, Bethany (Kan) 14-0; (6) Hoyt Wauhoh, Wayland Baptist (Tex) 14-0.

SHOT PUT—(1) Wally Auten, Pittsburg State (Kan) 56-7½; (2) Randy Shipley, Pacific Lutheran (Wash) 55-6½; (3) Don Cook, Doane (Neb) 55-5; (4) Dennis Anderson, Fresno Pacific (Calif) 54-11¼; (5) Jeff Everson, Wisconsin-Whitewater 53-10¾; (6) Dale Robley, Moorhead State (Minn) 53-10½.

60-YARD DASH—(1) Willie McGee, Alcorn A&M (Miss) :06.0; (2) Jerry Sims, Alcorn A&M (Miss) :06.0; (3) Marvin Robinson, Alcorn A&M (Miss) :06.1; (4) Larry Brown, Alcorn A&M (Miss) :06.3; (5) James Kimbrough, Alcorn A&M (Miss) :06.3; (6) Charles Gulley, Southeastern Oklahoma :06.3.

60-YARD HIGH HURDLES—(1) Rodney Milburn, Southern (La) :07.0; (2) Fuller Cherry, Arkansas-Monticello :07.2; (3) Marshall Alexander, Southern (La) :07.6; (4) Bob Jappe, Moorhead State (Minn) :07.6; (5) Jackie Haliburton, Prairie View A&M (Tex) :07.6; (6) Bruce Barnett, Tarkio (Mo) :07.6.

440-YARD DASH—(1) Larry Ellis, Jackson State (Miss) :50.2; (2) Roland Martin, Prairie View A&M (Tex) :50.5; (3) Robert Hulbert, Jackson State (Miss) :50.7; (4) Joe Washington, Jackson State (Miss) :50.9; (5) L. D. Deekard, Prairie View A&M (Tex) :51.0; (6) Steve Nichols, Adams State (Colo) :51.1.

600-YARD DASH—(1) Ray Geter, Prairie View A&M (Tex) 1:12.4; (2) John Wilson, Adams State (Colo) 1:13.2; (3) George Handy, Jackson State (Miss) 1:13.2; (4) Sam Yavala, Eastern New Mexico 1:13.3; (5) Bill Woods, Nebraska-Omaha 1:15.4; (6) Ken Taylor, Prairie View A&M (Tex) 1:16.3.

880-YARD DASH—(1) Mike Boit, Eastern New Mexico 1:57.4; (2) Tom McCormick, Nebraska-Omaha 1:57.7; (3) Joe Rule, Jackson State (Miss) 1:58.5; (4) Miller Chevis, Southern (La) 1:59.0; (5) Michael Hays, St. Ambrose (Iowa) 1:59.1; (6) Pete Lapka, Moorhead State (Minn) 1:59.2.

1000-YARD DASH—(1) Jon Nelson, Ft. Hays State (Kan) 2:12.9; (2) Paul Rice, Westminster (Mo) 2:14.6; (3) Dennis Biel, Wisconsin-Parkside 2:15.0; (4) Jim Scott, Pittsburg State (Kan) 2:15.4; (5) Shawnee Shay, Lubbock Christian (Tex) 2:16.0; (6) John Bolser, Dallas Baptist (Tex) 2:16.1.

MILE RUN—(1) Mike Boit, Eastern New Mexico 4:12.3; (2) Lucian Rosa, Wisconsin-Parkside 4:13.5;

(Continued on page 10)

EIGHTH ANNUAL NAIA INDOOR TRACK & FIELD CHAMPIONSHIPS Team Scoring

1. Jackson State (Miss)	43
2. Eastern New Mexico	37
3. Ft. Hays State (Kans)	32
4. Prairie View A&M (Tex)	30
4. Alcorn A&M (Miss)	30
6. Southern (La)	28
6. Pittsburg State (Kans)	28
8. Nebraska-Omaha	21
9. Wisconsin-Parkside	18
10. Oregon College of Edu.	16
11. Fresno Pacific (Calif)	14
11. Doane (Neb)	14
13. Dallas Baptist	11
14. Adams State (Colo)	10
14. Wisconsin-Stevens Point	10
14. Westminster (Mo)	10
14. U.S. International (Calif)	10
14. Lubbock Christian (Tex)	10
14. Delta State (Miss)	10
14. Angelo State (Tex)	10
21. Winona State (Minn)	8
21. Pembroke State (NC)	8
21. Arkansas-Monticello	8
21. Pacific Lutheran (Wash)	8
25. Moorhead State (Minn)	6
26. McPherson (Kans)	4
26. Taylor (Ind)	4
26. Jamestown (ND)	4
26. Kearney State (Neb)	4
30. Bethany (Kans)	2
30. Spring Arbor (Mich)	2
30. Wisconsin-Whitewater	2
30. St. Ambrose (Ia)	2
30. Langston (Okla)	2
30. Concordia (Neb)	2
36. Wayland Baptist (Tex)	1
36. Tarkio (Mo)	1
36. Southeastern Oklahoma	1
36. Oklahoma Christian	1
36. Dickinson State (ND)	1
36. Loras (Iowa)	1

Teams Entered but did not score: Bethel (Minn); David Lipscomb (Tenn); Emporia State (Kan); Graceland (Iowa); Hendrix (Ark); John Brown (Ark); Marymount (Kan); Missouri Southern; Missouri Valley; Morningside (Iowa); Ottawa (Kan); Ouachita Baptist (Ark); School of Ozarks (Mo); Pasadena (Calif); Salisbury State (Md); Southwestern (Kan); Southwestern State (Okla); Sioux Falls (S.Dak); Simon Fraser (Can); Wartburg (Iowa); Wayne State (Neb); Whitman (Wash); Whitworth (Wash); Wisconsin-LaCrosse; Wisconsin-Oshkosh; Wisconsin-River Falls; Wisconsin-Stout.

CONVENTION AGENDA

- 3:30-5:00 p.m.—**NAIA AFFILIATED CONFERENCE COMMITTEE MEETING**, Hotel President, Room 227 (2nd Floor).
- 4:00-5:30 p.m.—**NAIA INSURANCE COMMITTEE MEETING**, Hotel President, Room M-4 (Mezzanine).
- 4:00-5:00 p.m.—**NAIAC EXECUTIVE COMMITTEE — AWARDS COMMITTEE MEETING**, Hotel President, Room 217 (2nd Floor).
- 4:15-5:15 p.m.—**NAIA BASKETBALL COACHES CLINIC**, Auditorium, Little Theater.

WEDNESDAY, MARCH 14

- 8:00 a.m.—**NAIA DISTRICT CHAIRMEN-NAIA EXECUTIVE COMMITTEE BREAKFAST**, Hotel President, Room 229 (2nd Floor).
- 8:00 a.m.—**NAIAC BOARD BREAKFAST**, followed by NAIA AWARDS COMMITTEE MEETING, Hotel President, Room 221 (2nd Floor).
- 9:00-11:00 a.m.—**NAIA INTERCOLLEGIATE COMMISSIONERS COMMITTEE MEETING (1st session)**, Hotel President, Room 217 (2nd Floor).
- 9:00-10:00 a.m.—**NAIA SPECIAL EVENTS COMMITTEE MEETING**, Hotel President, Aztec Room, (2nd Floor).
- 9:00-12 noon—**NAIA EXECUTIVE COMMITTEE** in session to receive committee reports, Hotel President, Room 207 (2nd Floor).
- 9:30-12 noon—**NAIA FACULTY ATHLETIC REPRESENTATIVES COMMITTEE MEETING**, Hotel President, Room 225 (2nd Floor).
- 10:00 a.m.—**NAIA SPORTS INFORMATION DIRECTORS ASSOCIATION MEETING**, Auditorium, Room 202. Round table discussion, Kansas City AP & UPI Sports Editors, guest speakers.
- 10:30-12 noon—**NAIA DISTRICT CHAIRMEN MEETING (1st session)**, Hotel President, Aztec Room (2nd Floor).
- 10:30-12 noon—**NAIA BASEBALL COACHES ASSOCIATION OFFICERS AND AREA REPRESENTATIVES MEETING**, Hotel President, Room M-4 (Mezzanine).
- 1:00 p.m.—**NAIA EXECUTIVE COMMITTEE** in session to receive committee reports, Hotel President, Room 207 (2nd Floor).
- 1:00 p.m.—**NAIA SPORTS INFORMATION DIRECTORS ASSOCIATION ANNUAL BUSINESS MEETING**, Auditorium, Room 202.
- 1:30-4:00 p.m.—**NAIA DISTRICT CHAIRMEN MEETING (2nd session)**, Hotel President, Aztec Room (2nd Floor).
- 1:30-4:00 p.m.—**NAIA DISTRICT ELIGIBILITY CHAIRMEN-NAIA FACULTY ATHLETIC REPRESENTATIVES COMMITTEE JOINT MEETING**, Hotel President, Room 229 (2nd Floor).
- 1:30-2:00 p.m.—**NAIA SOCCER COACHES ASSOCIATION OFFICERS AND AREA REPRESENTATIVES MEETING**, Hotel President, Room 227 (2nd Floor).
- 1:30-3:30 p.m.—**NAIA FOOTBALL REVIEW BOARD MEETING**, Hotel President, Room 219 (2nd Floor).
- 1:30-3:00 p.m.—**NAIA BASKETBALL COACHES ASSOCIATION OFFICERS AND AREA REPRESENTATIVES MEETING**, Auditorium, Room 206.
- 2:00-4:00 p.m.—**NAIA INTERCOLLEGIATE COMMISSIONERS COMMITTEE MEETING (2nd session)**, Hotel President, Room 217 (2nd Floor).
- 3:00-5:00 p.m.—**NAIA SOCCER COACHES ASSOCIATION ANNUAL BUSINESS MEETING**, Hotel President, Room 225 (2nd Floor).
- 3:30-5:00 p.m.—**NAIA GOLF COACHES MEETING**, Hotel President, Room M-4 (Mezzanine).
- 3:30-5:30 p.m.—**NAIA BASKETBALL COACHES ASSOCIATION ANNUAL BUSINESS MEETING**, Auditorium, Little Theater.
- 3:30-4:30 p.m.—**NAIA PAST PRESIDENTS ADVISORY COMMITTEE REPORT**, Hotel President, Room 207 (2nd Floor).
- 5:00 p.m.—**NAIA PAST PRESIDENTS, EXECUTIVE COMMITTEE, AND LADIES DINNER**, Hotel President, Room 221 (2nd Floor).
- 7:00 p.m.—**NAIA EXECUTIVE COMMITTEE** in session to receive committee reports, Hotel President, Room 207 (2nd Floor).
- 10:30 p.m.—**ALL-AMERICAN SCOREBOARD SNACKFEST**, Hotel President, Grand Ballroom (12th Floor). Tickets available upon registration in the Little Theater of the Auditorium.

THURSDAY, MARCH 15

- 8:00 a.m.—**NAIA COACHES ASSOCIATION BREAKFAST**, sponsored by Spalding Bros., Inc. and the NAIAC, Hotel President, Junior Ballroom (12th Floor), followed by NAIAC ANNUAL MEETING.
- 9:00-12 noon—**NAIA DISTRICT CHAIRMEN MEETING (3rd session)**, Hotel President, Aztec Room (2nd Floor).
- 9:30 a.m.—**NAIA EXECUTIVE COMMITTEE** in session to receive reports, Hotel President, Room 207 (2nd Floor).
- 9:30-11:30 a.m.—**NAIA FOOTBALL COACHES ASSOCIATION ANNUAL BUSINESS MEETING**, Hotel President, Room 229 (2nd Floor).
- 10:30-12 noon—**NAIAC BOARD** in session to receive reports, Hotel President, Room 217 (2nd Floor).
- 11:00-12 noon—**NAIA NATIONAL ELIGIBILITY COMMITTEE-NAIA DISTRICT ELIGIBILITY CHAIRMEN JOINT MEETING**, Hotel President, Room 225 (2nd Floor).
- 11:30-1:00 p.m.—**NAIA TELEVISION COMMITTEE-NAIA EXECUTIVE COMMITTEE LUNCHEON MEETING**, Hotel President, Room 221 (2nd Floor).
- 1:00 p.m.—**NAIA EXECUTIVE COMMITTEE** in session to receive committee reports, Hotel President, Room 207 (2nd Floor).
- 1:30-4:00 p.m.—**NAIA NATIONAL ELIGIBILITY COMMITTEE - OPEN FORUM FOR ANY CONFERENCE, INSTITUTIONAL, OR DISTRICT REPRESENTATIVES**, Hotel President, Room M-4 (Mezzanine). (Call National Office for appointment)
- 1:30-4:00 p.m.—**NAIA DISTRICT ELIGIBILITY CHAIRMEN MEETING**, Hotel President, Room 225 (2nd Floor).
- 1:30-5:00 p.m.—**NAIA FOOTBALL COACHES CLINIC**, Hotel President, Junior Ballroom, (12th Floor). Clinicians: Jim Frazier, Coach, Missouri Southern College, 1972 NAIA Division II National Champions; Ernest Hawkins, Coach, East Texas State University, 1972 NAIA Division I National Champions; Dal Shealy, Carson-Newman College, 1972 NAIA Division I National Runner-Up.
- 2:00-4:00 p.m.—**NAIA BASKETBALL COACHES CLINIC**, Municipal Auditorium, Little Theater. Clinicians: Joe Mullaney, Coach, Louisville Basketball Club, American Basketball Association; Ken Anderson, Basketball Coach, University of Wisconsin-Eau Claire and 1972 NAIA Basketball Coach of the Year.
- 5:15 p.m.—**QUARTER-FINALS NATIONAL BASKETBALL TOURNAMENT** - 4 games.
- 5:30 p.m.—**NAIA FOOTBALL COACHES ASSOCIATION DINNER**, (All NAIA Football Coaches report to lobby of Hotel President at 5:15 p.m. for transportation to Golden Ox restaurant).
- 7:00 p.m.—**NAIA EXECUTIVE COMMITTEE** in session to receive committee reports, Hotel President, Room 207 (2nd Floor).

FRIDAY, MARCH 16

- 7:00 a.m.—**FELLOWSHIP OF CHRISTIAN ATHLETES' BREAKFAST**, Hotel President, Walnut Room.
- 9:30-12 noon—**36TH NAIA ANNUAL MEETING**, Hotel President, Junior Ballroom (12th Floor).
- 12 noon—**20TH ANNUAL NAIA-HILLYARD HALL OF FAME BANQUET**, Hotel President, Grand Ballroom (12th Floor).
- 2:00 p.m.—**NAIA ANNUAL MEETING** reconvenes, Hotel President, Junior Ballroom (12th Floor).
- 7:00 p.m.—**SEMI-FINALS NATIONAL BASKETBALL TOURNAMENT** - 2 games

SATURDAY, MARCH 17

- 9:00 a.m.—**NAIA EXECUTIVE COMMITTEE** in session, Hotel President, Room 207 (2nd Floor).
- 12 noon—**NAIA EXECUTIVE COMMITTEE - NATIONAL ATHLETIC STEERING COMMITTEE (Dr. C. D. Henry, Executive Secretary) LUNCHEON MEETING**, Hotel President, Room 221 (2nd Floor).
- 7:00 p.m.—**THIRD PLACE GAME - NATIONAL BASKETBALL TOURNAMENT**
- 9:00 p.m.—**CHAMPIONSHIP GAME - 36TH NATIONAL BASKETBALL TOURNAMENT**

SLUGGERS' CHOICE



in BASEBALL

*Johnny Bench Bobo Gern
Rolf Jackie Robinson Al Kaline
Pete Rose Tom Seaver Mike Espinoza
Wallie Davis Ernie Banks
Carl Yastrzemski Tony Amel
Mickey Mantle Tony Oliva
Melvin Foster*



LOUISVILLE SLUGGER
BATS
HILLERICH & BRADSBY CO.
LOUISVILLE, KY.

...and SOFTBALL

A complete assortment of
Engineered Aluminum Bats
join the Comprehensive H&B
Softball Bat Line.

HILLERICH & BRADSBY CO.

Louisville, Ky. 40201
Louisville Slugger Bats,
Golf Clubs, Hockey Sticks
Power-Bilt Golf Clubs

Indoor Meet Faces Decision in 1974

(Continued from page 2)

In eight years the meet has attracted 49,632 spectators. The top turnout for a final-night session was 5,955 in 1969. The best opening-night attendance came a year later when 2,545 persons made their way to the Auditorium.

The record 2-night crowd of 7,818 was registered in 1970. Since then attendance has faded: 6,789 in 1971, 5,503 in 1972 and 4,365 last month.

Other years' attendance read: 6,237 in 1966, 5,949 in 1967, 6,134 in 1968 and 6,837 in 1969.

Aside from the record first-night crowd (2,545) in 1970, the meet has averaged between 1,500 and 2,000 in opening sessions.

"We're getting the athletes," Duer continued. "I'm convinced that's not the problem. It's a good meet. While we're losing money, it's not a big amount. But we can't go on the way we've been going with this meet."

"I really don't think we've had the cooperation that could be supplied. But I also believe it deserves another real true test. I'm going to work hard on it the next year. Then we'll know where we stand."

Indoor Meet Results...

(Continued from page 6)

(3) James Birnbaum, Ft. Hays State (Kan) 4:15.1; (4) Taylor Oliver, Taylor (Ind) 4:15.2; (5) Fred Binggeli, Westminster (Mo) 4:18.5; (6) Marlin Kluvers, Dickinson State (ND) 4:18.7.

TWO-MILE RUN—(1) Jeff Matthews, U.S. International (Calif) 8:57.6; (2) Mike Nixon, Pittsburg State (Kan) 9:00.3; (3) Rex Maddaford, Eastern New Mexico 9:02.3; (4) Lucian Rosa, Wisconsin-Parkside 9:02.7; (5) Dan Cloeter, Concordia (Neb) 9:03.9; (6) Dennis Williams, Eastern New Mexico 9:07.9.

TWO-MILE WALK—(1) Steve Tyrer, Oregon College of Education 15:04.1; (2) Paul Ide, Ft. Hays State (Kan) 15:17.9; (3) Robert Frank, Oregon College of Education 15:43.9; (4) Augi Hirt, McPherson (Kan) 15:55.5; (5) Dan Roggenbaum, Spring Arbor (Mich) 16:06.2; (6) Lance Herold, Nebraska-Omaha 16:18.5.

MILE RELAY—(1) Jackson State (Robert Hulbert, Barney King, Larry Ellis, Joe Washington) 3:21.2; (2) Doane (Neb) 3:24.1; (3) Southern (La) 3:26.9; (4) Pittsburg State (Kan) 3:31.9; (5) Langston (Okla) 3:48.2; (6) None. (Prairie View A&M (Tex) was disqualified).

TWO-MILE RELAY—(1) Nebraska-Omaha (Greg Rosenbaum, Mark Wayne, Dave Michaels, Tom McCormick) 7:50.9; (2) Ft. Hays State (Kan) 7:52.7; (3) Prairie View A&M (Tex) 7:52.8; (4) Jamestown (ND) 7:55.8; (5) Pittsburg State (Kan) 7:58.5; (6) Oklahoma Christian 7:59.8.

MASTERS 880-YARD RUN (OPEN)—(1) Henry Kupczyk, Nashville YMCA 2:02.3; (2) Karlton Naylor, Topeka TC 2:16.7; (3) Jack Greenwood, Medicine Lodge TC 2:16.5; (4) William Rhodd, American TC 2:16.5; (5) Billy Gaedke, Topeka Running Club 2:16.7; (6) Bob Schmitt, Unattached, Dodge City, Kan. 2:17.8.

Football Players Show Academic Skills As Well

EAST LANSING, Mich.—Sixteen NAIA football players were named to the 1972 College Division Academic All-America team. The selection of the squad was achieved through balloting by the members of the College Sports Information Directors of America.

There were six players on the first team offensive unit and one on the first team defensive unit. Nine others were selected for second team honors.

The NAIA players were: Dee Tension, end, Fort Lewis (Colo); Floyd Goodwin, tackle, Texas A&I; John Cervini, guard, Hillsdale (Mich); Jay Sperry, running back, Pittsburg State (Kan); Floyd Harvey, running back, Grambling (La); and Walter Anderson, Sam Houston State (Tex) kicking specialist. The defensive player was Jimmy Jowers, Southwest Texas State, as a linebacker.

Second team selections: Jim Jostes, end, Nebraska; Bruce Buchanan, tackle, Pittsburg State (Kan); Dave Marsh, guard, Sul Ross State (Tex); and Will Cureton, quarterback, East Texas State, on the offensive unit. Johnny Jackson, end, Texas A&I; Mike Disorbio, tackle, Westminster; Collon Kennedy, linebacker, Southern Colorado; Tommy Konz, linebacker, Tarleton State (Tex); Steve Dennis, back, Grambling (La); and Larry Ruzicka, Chadron State (Neb) on the defensive unit.

QUALIFYING MARKS FOR ENTRY INTO THE 1973 NAIA TRACK & FIELD CHAMPIONSHIPS

100 Yard Dash	1:09.7
220 Yard Dash	2:1.3
440 Yard Dash	1:47.9
880 Yard Run	1:53.5
1 Mile Run	4:14.7
3 Mile Run	14:45.1
6 Mile Run	31:28.9
3000 Meter Steeplechase	9:48.6
120 Yard Hurdles	1:14.4
440 Yard Hurdles	1:53.2
2 Mile Walk	No Minimum
Long Jump	23' 8"
Triple Jump	48' 1"
High Jump	6' 6"
Pole Vault	14' 10"
Shot Put	54' 0"
Discus	159' 4"
Javelin	214' 6"
Hammer	149' 0"
Marathon	No Minimum
Decathlon	No Minimum
440 Yard Relay	4:17
1 Mile Relay	3:16.9

Qualifying marks are established by averaging the 6th place finish mark per event over the last 5 years, making all entries possible place winners.



ALCORN SWEEP—Willie McGee (#3) of Alcorn A&M (Miss.) just nips teammate Jerry Sims in the finals of the 60-yard dash. All five Alcorn A&M runners placed in the finals as Alcorn gained a tie for fourth place in the meet with the 30 points in one event.

Meet Pictures



MASTERS FIELD—A new event, the Masters 880 yard run, was one of the crowd pleasers at the Indoor meet. The event was won by Henry Kupczyk, Nashville (Tenn.) YMCA (No. 433), in the excellent time of 2:02.3.



OLYMPIC WINNER—Rodney Milburn, the senior from Southern University (La.) and holder of the World Record in the High Hurdles and the Olympic Gold Medal, heads for the finish line in the 60-yard Indoor high hurdles. The victory by Milburn was his third in three attempts.



REPEAT WINNER—Josh Owusu, the outstanding long jumper from Angelo State (Tex.), sails through the air on the way to his second straight NAIA Indoor Track and Field long jump championship.