

1985

### 1985 Statistics

George Fox University Archives

Follow this and additional works at: [https://digitalcommons.georgefox.edu/athletics\\_womentrack](https://digitalcommons.georgefox.edu/athletics_womentrack)

---

#### Recommended Citation

George Fox University Archives, "1985 Statistics" (1985). *Women's Track and Field*. 22.  
[https://digitalcommons.georgefox.edu/athletics\\_womentrack/22](https://digitalcommons.georgefox.edu/athletics_womentrack/22)

This Statistics is brought to you for free and open access by the George Fox University Athletics at Digital Commons @ George Fox University. It has been accepted for inclusion in Women's Track and Field by an authorized administrator of Digital Commons @ George Fox University. For more information, please contact [arolfe@georgefox.edu](mailto:arolfe@georgefox.edu).

# \*\*\*\*\* District 11 Track and Field Championship

## Official Results

### MEN'S MARATHON RUN

PLACE	NAME	SCHOOL	TIME
1	John Oord	NNC	2:45.30
2	Joe Alueta	SOSC	2:52.44
3	Eric Jensen	EOSC	2:54.56
4	Chris Duquette	WU	2:55.45
5	Mike Del Donno	WU	3:00.48
6	Jay Coleman	WU	3:06.34

### WOMEN'S MARATHON RUN

PLACE	NAME	SCHOOL	TIME
1	Elaine Delsman	SOSC	3:07.17
2	Kali Haverstock	GFC	3:51.07

### MEN'S DECATHLON

PLACE	NAME	SCHOOL	POINTS
1	Mike Gilbert	NNC	6256
2	Shawn Steen	EOSC	5991
3	David Nickell	GFC	5940
4	Darryl Stickles	WOSC	5928
5	Kurt Hargett	WOSC	5855
6	Scott Healy	WILL	5691
7	Kevin Taylor	SOSC	5666
8	Dwight French	WOSC	5634

### WOMEN'S HEPTATHLON

PLACE	NAME	SCHOOL	POINTS
1	Sharon Jensen	WOSC	4651
2	Shannon Gates	SOSC	4039
3	Shelly Woodside	LIN	3608
4	Carole Jones	EOSC	3565
5	Val White	LIN	3480
6	Lenore Wallace	SOSC	3387

### MEN'S HAMMER THROW FINAL

PLACE	NAME	SCHOOL	DISTANCE
1	Soren Sorenson	WOSC	172-8
2	David Collins	WU	161-3
3	Doug Dean	LIN	160-7
4	Randy Settell	SOSC	155-7
5	Matt Lydum	WOSC	151-10
6	Mike Watts	GFC	150-6
7	Kyle Kotow	LIN	148-8
8	Dave Elkins	GFC	137-11
9	Dan Gorman	WOSC	132-9

### WOMEN'S 800 MEDLEY RELAY FINAL

PLACE	LANE	SCHOOL	TIME
1	4	L&C	1:48.66
2	3	SOSC	1:53.88
3	5	WOSC	1:54.59
4	2	LIN	1:55.28

### MEN'S 10,000 METER RUN FINAL

PLACE	NAME	SCHOOL	TIME
1	Greg Miller	EOSC	32:13.67
2	Kevin Wright	NNC	33:12.73
3	Joshua Sacon	SOSC	33:40.90
4	John Weisel	LIN	34:46.12
5	Kevin Kelly	WU	35:04.17
6	Eric Jensen	EOSC	37:37.73

### MEN'S DISCUS FINAL

PLACE	NAME	SCHOOL	DISTANCE
1	Soren Sorenson	WOSC	161-4
2	Randy Settell	SOSC	155-3
3	Mike Watts	GFC	144-8
4	Doug Sommer	WU	143-3
5	Steve Curl	NNC	142-3
6	Dale Osborne	SOSC	142-1
7	Eric Cooley	WU	137-0
8	Tim Stashin	SOSC	132-6
9	Arnold Wardwell	SOSC	130-0
10	Matt Lydum	WOSC	120-6

# NAIA DISTRICT II TRACK/FIELD CHAMPIONSHIP OFFICIAL RESULTS

## WOMEN'S 10,000 METER RUN FINAL

PLACE	NAME	SCHOOL	TIME
1	Elaine Delsman	SOSC	40:12.56
2	Chelly Tilzey	NNC	40:59.49
3	Teresa Beeman	LIN	41:20.16
4	Kali Haverstock	GFC	42:59.66

## MEN'S LONG JUMP

PLACE	NAME	SCHOOL	DISTANCE
1	Gareth Pooleon	WU	23-6 3/4
2	PJ Coonrod	LIN	22-4
3	Kurt Hargett	WOSC	22-0 1/4
4	Gerry Clark	WOSC	22-0 1/4
5	Kevin Connors	WU	21-6
6	Will Waddell	EOSC	21-6
7	Russ Burke	SOSC	21-5 1/4
8	Todd Chandler	SOSC	21-2 1/2
9	Scott Noren	SOSC	20-4 3/4
10	Ken Ouellette	L&C	20-3 1/2
11	Dale Huemoeller	NNC	18-8 1/4

## WOMEN'S 3000 METER RUN FINAL

PLACE	NAME	SCHOOL	TIME
1	Kathryn O'Leary	WOSC	10:41.74
2	Angela Thatcher	LIN	10:50.69
3	Nadine Price	LIN	11:04.06
4	Debra Dick	WOSC	11:10.8
5	Alica Tilzey	NNC	11:28.03
6	Michelle Lang	GFC	12:40.56

## WOMEN'S DISCUS THROW

PLACE	NAME	SCHOOL	DISTANCE
1	Debbie Settall	SOSC	128-2
2	Johanna Williams	EOSC	126-0
3	Diana McDonald	WU	119-10
4	Michelle Tomlinsen	WOSC	115-8
5	Dixie McCadden	EOSC	109-8 1/2
6	Rhonda Hardaway	NNC	100-0
7	Patti Stacey	EOSC	93-9
8	Camen Garwick	NNC	93-4

## MEN'S HIGH JUMP

PLACE	NAME	SCHOOL	HEIGHT
1	Shaun Granger	SOSC	6-6
2	Shawn Steen	EOSC	6-4
3	Steve Seymour	LIN	6-2
3	Dwight French	WOSC	6-2
5	Lance Hansen	LIN	6-2
6	Rob Kliewer	WU	6-0
7	Will Waddell	EOSC	6-0
7	Bob Cornes	WOSC	6-0

## WOMEN'S LONG JUMP

PLACE	NAME	SCHOOL	DISTANCE
1	Sharon Jensen	WOSC	17-7 1/4
2	Shereen Reaney	L&C	17-2 3/4
3	Shelly Woodside	LIN	17-0
4	Lisa Lind	LIN	16-5
5	Lara Wright	WU	16-3 1/2
6	Alisa Thomas	WU	16-2 3/4
7	Val White	LIN	15-4 1/4
8	Carole Jones	EOSC	15-3
9	Karen Wilcox	WU	14-9 3/4

## MEN'S 3000 METER STEEPLECHASE FINAL

PLACE	NAME	SCHOOL	TIME
1	Jason Sele	WOSC	9:25.49
2	Duke Ritenhouse	L&C	9:30.42
3	Mike Paddock	SOSC	9:35.85
4	Brad Holbrook	SOSC	9:49.44
5	John Oord	NNC	9:55.50
6	Ron Ares	L&C	9:59.29
7	Kevin Winfield	WOSC	10:02.04
8	Eric Hartmann	L&C	10:16.25

LANE ASSIGNMENTS FOR SATURDAY'S FINALS

**MEN'S 110 HIGH HURDLES FINAL**

LANE	NAME	SCHOOL
1	Dan Thomas	WU
2	Darryl Stickers	WOSC
3	Tim Rupp	SOSC
4	Sam Lapray	WU
5	Adolphus Onua	GFC
6	Scott Cummins	GFC
7	Dave Kelley	L&C
8	Bob Cornes	WOSC

**MEN'S 400 METER DASH FINAL**

LANE	NAME	SCHOOL
1	Greg Beery	L&C
2	Gareth Pooleon	WU
3	David Searce	WU
4	Mike Gilbert	NNC
5	Keith Ussery	WOSC
6	Tim Conley	GFC
7	Frank VanDyke	WOSC
8	Tim Dorsey	SOSC

**MEN'S 100 METER DASH FINAL**

LANE	NAME	SCHOOL
1	Tim Biamont	WOSC
2	Mark Anderson	LIN
3	Les Taylor	WOSC
4	Mark Berry	SOSC
5	Mark Caine	L&C
6	Curtis Brown	LIN
7	Kurt Hargett	WOSC
8	Jeff Wiltsey	WU

**MEN'S 800 METER RUN FINAL**

LANE	NAME	SCHOOL
1	Steve Yeager	NNC
2	Bob Harris	L&C
3	Mike Appleton	EOSC
4	Rob MacGinnitie	WU
5	Wes Tilgner	WOSC
6	Bob Craig	SOSC
7	Jack Catton	WU
8	Aaron Harding	SOSC

**WOMEN'S 100 METER HURDLES FINAL**

LANE	NAME	SCHOOL
1	Darcy Eastland	WOSC
2	Liz Ardinger	L&C
3	Val White	LIN
4	Sharon Jensen	WOSC
5	Shelly Woodside	LIN
6	Jill Cochran	SOSC
7	Lenny Wallace	SOSC
8	Lisa Lind	LIN

**WOMEN'S 400 METER DASH FINAL**

LANE	NAME	SCHOOL	TIME
1	Irene Jones	WU	64.96
2	Linda Brown	WU	63.34
3	Marta Shields	GFC	61.40
4	Kari Larsen	L&C	59.59
5	Nicole Perry	L&C	58.74
6	Carole Jones	EOSC	62.83
7	Christine Gillette	EOSC	63.65
8	Kathy Staat	SOSC	64.2

**MEN'S 400 METERS IH FINAL**

LANE	NAME	SCHOOL
1	Doug Rogers	LIN
2	Sam Lapray	WU
3	Tim Rupp	SOSC
4	Dan Thomas	WU
5	Bob DeVildere	WU
6	Shawn Steen	EOSC
7	Scott Cummins	GFC
8	Jeff Wiltsey	WU

**WOMEN'S 200 METER DASH FINAL**

LANE	NAME	SCHOOL
1	Alisa Thomas	WU
2	Stephanie Payne	WU
3	Sharon Wegener	WOSC
4	Kari Larsen	L&C
5	Nicole Perry	L&C
6	Marta Shields	GFC
7	Kathy Staat	SOSC
8	Kathy Kubik	LIN

**MEN'S 200 METER DASH PRELIMS**

LANE	NAME	SCHOOL
1	Nate Borchert	EOSC
2	Tim Biamont	WOSC
3	Keith Ussery	WOSC
4	David Searce	WU
5	Mark Caine	L&C
6	Mark Berry	SOSC
7	Les Taylor	WOSC
8	Mike Gilbert	NNC



NAIA DISTRICT II TRACK/FIELD CHAMPIONSHIP (men)

EVENTS	EASTERN	GEORGE FOX	LINFIELD	LEWIS&CLARK	NAZARENE	SOUTHERN	WESTERN	WILLAMETTE
Marathon	6	0	0	0	10	8	0	7
Decathlon	8	6	0	0	10	0	6	1
Hammer Throw	0	1	6	0	0	4	12	8
Discus Throw	0	6	0	0	2	9	10	4
Long Jump	1	0	8	0	0	0	10	12
10,000 Meter Run	11	0	4	0	8	6	0	2
High Jump	8	0	7	0	0	10	5	1
3000 Meter Steeplechase	0	0	0	9	2	10	10	0
Javelin Throw								
Shotput								
Pole Vault								
Triple Jump								
400 Meter Relay								
1500 Meter Run								
110 High Hurdles								
400 Meter Dash								
100 Meter Dash								
800 Meter Run								
400 Intermediate Hurdles								
200 Meter Dash								
5000 Meter Run								
1600 Meter Relay								
<b>TOTAL POINTS</b>	34	13	25	9	32	47	53	35
<b>TEAM PLACE</b>								

NAIA DISTRICT II TRACK/FIELD CHAMPIONSHIP (women)

<b>EVENTS</b>	<b>EASTERN</b>	<b>GEORGE FOX</b>	<b>LINFIELD</b>	<b>LEWIS&amp;CLARK</b>	<b>NAZARENE</b>	<b>SOUTHERN</b>	<b>WESTERN</b>	<b>WILLAMETTE</b>
Marathon	4	0	8	0	0	9	10	0
Heptathlon	0	8	0	0	0	10	0	0
Discus Throw	10	0	0	0	1	10	4	6
Long Jump	0	0	10	8	0	0	10	3
800 Meter Relau	0	0	4	10	0	8	6	0
10,000 Meter Run	0	4	6	0	8	10	0	0
High Jump								
3000 Meter Run	0	1	14	0	2	0	14	0
Javelin Throw								
Shotput								
Triple Jump								
400 Meter Relay								
1500 Meter Run								
110 High Hurdles								
400 Meter Dash								
100 Meter Dash								
800 Meter Run								
400 Intermediate Hurdles								
200 Meter Dash								
5000 Meter Run								
1600 Meter Relay								
<b>TOTAL POINTS</b>	14	13	42	18	11	47	44	9
<b>TEAM PLACE</b>	5	6	3	4	7	1	2	8

## RESULTS OF FRIDAY PRELIMS

## MEN'S 110 HIGH HURDLES PRELIMS

HEAT 1				
PLACE	LANE	NAME	SCHOOL	TIME
1	5	Adolphus Onua	GFC	14.64
2	3	Tim Rupp	SOSC	15.08
3	7	Dave Kelley	L&C	15.52
4	1	Dan Thomas	WU	15.87
5		Kevin Taylor	SOSC	15.92
6		John Albrecht	LIN	16.12
7		Dave Hodi	LIN	16.69

HEAT 2				
1	4	Sam Lapray	WU	15.21
2	6	Scott Cummins	GFC	15.52
3	2	Darryl Sticks	WOSC	15.70
4	8	Bob Cornes	WOSC	15.71
5		Bob DeVylde	WU	15.81
6		Shawn Steen	EOSC	16.09
7		Mike Castro	EOSC	17.01
8		Dale Huemoeller	NNC	17.53

## WOMEN'S 400 METER DASH PRELIMS

HEAT 1				
PLACE	LANE	NAME	SCHOOL	TIME
1	5	Nicole Perry	L&C	58.74
2	3	Marta Shields	GFC	61.40
3	7	Christine Gillette	EOSC	63.65
4	1	Irene Jones	WU	64.96
5		Elaine Haworth	GFC	67.56

HEAT 2				
1	4	Kari Larsen	L&C	59.59
2	6	Carole Jones	EOSC	62.83
3	2	Linda Brown	WU	63.34
4	8	Kathy Staat	SOSC	64.2
5		Margaret Doherty	EOSC	65.04

## MEN'S 400 METER DASH PRELIMS

HEAT 1				
PLACE	LANE	NAME	SCHOOL	TIME
1	1	Mike Gilbert	NNC	50.88
2	8	Tim Conley	GFC	51.28
3	4	Gareth Pooleon	WU	52.70
4		Tony Willie	WU	53.46

HEAT 2				
1	5	Keith Ussery	WOSC	50.53
2	6	David Searce	WU	51.26
3	3	Frank VanDyke	WOSC	51.73
4	7	Greg Beery	L&C	52.63
5	2	Tim Dorsey	SOSC	52.66

## MEN'S 100 METER DASH PRELIMS

HEAT 1				
PLACE	LANE	NAME	SCHOOL	TIME
1	5	Mark Caine	L&C	11.16
2	6	Curtis Brown	LIN	11.46
3	2	Mark Anderson	LIN	11.56
4	8	Jeff Wiltsey	WU	11.59
5		Antwionne Brooks	EOSC	11.72
6		Darrick Cope	EOSC	11.88
7		Nate Borchert	EOSC	12.06

HEAT 2				
		Robin Milakovich	NNC	
1	4	Mark Berry	SOSC	11.0
2	7	Kurt Hargett	WOSC	11.2
2	3	Les Taylor	WOSC	11.2
4	1	Tim Biamont	WOSC	11.21
5		David Mueller	GFC	11.86

## WOMEN'S 100 METER HURDLES PRELIMS

HEAT 1			
PLACE		NAME	SCHOOL
1	5	Shelly Woodside	LIN
2	3	Val White	LIN
3	7	Lenny Wallace	SOSC
4	1	Darcy Eastland	WOSC
5		Shannon Gates	SOSC

PLACE		NAME	SCHOOL
HEAT 2			
1	4	Sharon Jensen	WOSC
2	6	Jill Cochran	SOSC
3	2	Liz Ardinger	L&C
4	8	Lisa Lind	LIN
5		Trudy Rose	EOSC

# LINFIELD COLLEGE ICEBREAKER

## 440 YD relay

<u>UOP</u>	Pizer, Brock, Koztics, Buhler	51.7
<u>UPS</u>	Harrison, Williams, Foster, Burgher	52.8
<u>SOSC</u>	Best, Ridgetto, Brunsdon, Staat	52.9
<u>Unattached</u>	Peterson, Lambert, Yoder, Satter	54.2
<u>SWOCC</u>		55.3
<u>Pacific</u>	Shintaku, Melin, Norris, Sanekane	59.6

## Womens 1500

<u>UP</u>	Ann Manning	4:43.7
<u>PLU</u>	Denise Stocks	4:49.8
<u>UPS</u>	Lisa Garnett	4:50.4
<u>UPS</u>	Heathe Sullivan	4:51.0
<u>UPS</u>	Cheryl Moores	4:52.7
<u>CCC</u>	Julie Siler	4:53.5
<u>UP</u>	Mary Hillenkamp	4:56.2
<u>WOSC</u>	Julie O'Leary	5:01
<u>WOSC</u>	Pam Blackmun	5:01.9
<u>WOSC</u>	Kathi Healey	5:05.8
<u>UNAT</u>	Patty Gallup	5:06.2
<u>UPS</u>	Emily Smith	5:06.6
	Meg Finaly	5:09.2
<u>UPS</u>	Jennifer Eastman	5:09.8
<u>WOSC</u>	Julie Richardson	5:13.1
<u>UPS</u>	Sharon Watson	5:18.2
<u>PLU</u>	Shannon Ryan	5:18.7
<u>UPS</u>	Pam Fairchild	5:22.6
<u>MHCC</u>	Karla Freeland	5:23.3
<u>WU</u>	Krista Dierks	5:23.7
<u>NIC</u>	Paula Dean	5:26.8
<u>UNAT</u>	Melanie Candia	5:28.2
<u>MHCC</u>	Cheryl Farrow	5:32.9
<u>NIC</u>	Laurie Bristow	5:34.5
<u>NIC</u>	Debbie Velasquez	5:36.5
<u>MHCC</u>	Chantelle Benningfield	5:37.3
<u>NIC</u>	Lisa Meyer	5:44.0
<u>LC</u>	Kathryn Kurtz	5:49.1
<u>UNAT</u>	Julie Massey	6:25.2

## Womens 100m Hurdles

### Heat 1

<u>OSU</u>	Kari Weston	14.9
<u>UNAT</u>	Meredith Howell	15.1
<u>OSU</u>	Jenna Stark	15.3
<u>OSU</u>	Vicki Anderson	15.6
<u>LC</u>	Sarah Lowell	17.4
<u>UPS</u>	Patience Harrison	17.6
<u>UPS</u>	Jill Burgher	17.9

### Heat 2

<u>PLU</u>	Karen Bell	16.5
<u>OSU</u>	Lon Lingle	16.8
<u>UNAT</u>	Stacy Stepp	18.1
<u>LIN</u>	Lori Graham	18.5
<u>UPS</u>	Angie Bloch	19.5
<u>LC</u>	Leanne Fraser	19.5

## Womens Shot Put

<u>UO</u>	Cora Aquilar	45'2½"
<u>UNAT</u>	Karn Johnson	44'4"
<u>LC</u>	Paige Danghdety	44'1½"
<u>UO</u>	Grace Golden	41'2½"
<u>UO</u>	Evette Brown	41'4"
<u>UO</u>	Melanie Moorison	40'1½"
<u>OSU</u>	Kristi Reath	39'7"
<u>UO</u>	Moirra Doyle	39'4¼"
<u>GF</u>	Paula Wittenburg	38'6½"
<u>WOSC</u>	Allyson Kendall	37'8½"
<u>WOSC</u>	Dana Jester	36'11"
<u>LC</u>	Robyn Mann	35'11¾"
<u>SOSC</u>	Debbie Garrison	34'10½"
<u>CCC</u>	Debbie Blakey	33'11"
<u>UNAT</u>	Joyce Ferguson	33'7"
<u>LC</u>	Wanda Strutko	33'6¼"
<u>SWOCC</u>	Melody Krewson	32'11½"
<u>PLU</u>	Connie McKenzie	31'13¾"
<u>PU</u>	Toryie Myers	30'4 3/4"
<u>TESC</u>	Dawn Roviile	29'7"
<u>GF</u>	Cherly Funk	29'5¼"
<u>OSU</u>	Karen Rogge	29'4½"
<u>WOSC</u>	Sharon Jenson	28'10½"
<u>UPS</u>	Cyndi Baird	28'2½"
<u>SOSC</u>	Annie Flershinger	25'8¾"

Javelin

Barnhurst	WOSC	147'10"
Norris	7C	141'10"
Wester	PLU	138'10"
McCormick	WOSC	135'
Sanders	OSU	135"
Martin	UO	125'8"
Shryock	PLU	123'1"
Perry	UPS	118'7"
Anderson	OSU	107'7"
Jensen	WOSC	99'7"
<del>XXXXXXXX</del>	<del>XXXXX</del>	<del>XXXXX</del>
<del>XXXXXXXX</del> Lighty	MHCC	95'10"
Kornegay	LC	95'3"
Rorvik	TESC	87'7"
Howell	Unat	82'9"
Yanha	LC	71'7"
Lowell	LC	71'6"
Marilyn	LIN	55'1"

200 m - Heat 1

Weston	OSU	25.8
Pizer	U of P	25.9
Johnson	OSU	26.4
Buhler	U of P	26.6
Kaser	OSU	26.8
Lambert	MT. Hood	27.8
Williams	SOSC	28.3

Heat 2

Stark	OSU	26.5
Kehoe	PLU	27.0
Burgher	UPS	27.1
Nichols	Lin	27.5
Wegener	WOSC	27.6
Jensen	WOSC	27.9
Hess	Clack. CC	27.9
Ashbeck	Blue MT.	29.4

Heat 3

Svendsen	SWOCC	27.7
Staat	SOSC	27.9
Richardson	unat.	27.9
Lingle	OSU	28.3
Heuer	UPS	28.3
Kurtz	WOSC	29.3
Anderson	UPS	29.7
Perry	UPS	30.2

Heat 4

Holleman	UPS	29.2
Lowell	L & C	29.6
Preiss	Lin	30.0
Ardinger	L & C	30.4
Burton	Evergr.	30.6
Blach	?	30.7
Steidl	UPS	30.7
Haider	Clack.	31.2

800 m - Heat 1

Brock	U of P	2:21.2
Sullivan	UPS	2:23.1
Manning	U of P	2:23.6
Wilkins	PLU	2:24.1
Hillenkamp	U of P	2:26.6
O'Leary	WOSC	2:28.0
Young	unat.	2:29.6
Eastman	UPS	2:32.1
Martin	SWOCC	2:32.8
Peters	GFC	2:33.2
Finally	?	2:35.4
Mannon	UPS	2:47.4

Heat 2

Blum	Will	2:29.1
Campbell	Pacific	2:34.2
Leong	Pac	2:34.5
Cammack	Will	2:34.6
Jones	Will	2:36.8
Pressler	Will	2:39.3
Mooney	NIC	2:44.1
Israel	Pacific	3:17.8

400 m

Bell	PLU	1:06.1
Ila	SOSC	1:06.7
Post	UPS	1:13.1
Asbury	UPS	1:13.6
Young	SWOCC	1:14.8
Fraser	L & C	1:24.3

Triple Jump

Lee	OSU	31'
Sharts	PLU	29

# Linfield College Icebreaker

## Womens 400m

### HEAT 1

<u>UP</u>	Cathy Buhler	1:01.2
<u>OSU</u>	Kelly Kaser	1:02.2
<u>UNAT</u>	Meredith Howell	1:03.6
	Alice Best	1:03.7
<u>UNAT</u>	Linda Dodge	1:03.8
<u>WU</u>	Jeanette Blum	1:05.0
<u>PLU</u>	Karen Stanley	1:05.7

### HEAT 2

<u>OSU</u>	Vicki Anderson	1:02.1
<u>LC</u>	Paulette Marks	1:04.7
<u>WOSC</u>	Radona Howard	1:05.0
<u>BMCC</u>	Sherry Howard	1:05.6
<u>CCC</u>	Janet Hess	1:07.5
<u>CCC</u>	Wanda Fitzsimmons	1:16.5

### HEAT 3

<u>WOSC</u>	Sheron Wegner	1:05.5
<u>WOSC</u>	Sandy Kurtz	1:08.2
<u>LC</u>	Janet Cook	1:09.1
<u>BMCC</u>	Shelly Linn	1:09.4
<u>LC</u>	Liz Ardinger	1:14.4
<u>NIC</u>	Joan Wilson	1:16.3

## Womens High Jump

<u>PLU</u>	Bruce	5'5"
<u>PLU</u>	Wilson	5'5"
<u>GF</u>	Wookeu	5'0"
<u>SOSC</u>	Hertz	5'0"
<u>WU</u>	Moore	5'0"
<u>UPS</u>	Foster	4'10"
<u>WOSC</u>	Jenson	4'10" tie
<u>PLU</u>	Firman	4'10"
<u>UPS</u>	Perry	4'10"
<u>OSU</u>	Anderson	4'10"
<u>LIN</u>	Kinchekoe	4'8"
<u>LC</u>	Steimle	4'8"
<u>LC</u>	Duchow	4'8"
<u>SOSC</u>	Williams	4'8"
<u>UN</u>	Howell	4'8"

## Womens Long Jump

<u>PLU</u>	Kim Mclean	16'7¼"
<u>SOSC</u>	Pam Patrick	15'8½"
<u>UPS</u>	Jill Burgher	15'7½"
<u>PLU</u>	Melana Schmike	15'5 3/4"
<u>UNAT</u>	Kay Kersey	15'5½"
<u>LC</u>	Sarah Lowell	14'7½"
<u>SOSC</u>	Mary Dodson	14'5"
<u>UPS</u>	Patricia Perry	14'3 3/4"
<u>UPS</u>	Pat Anderson	14'1½"

## Womens 100m

### HEAT 1

<u>OSU</u>	Kari Weston	12.6
<u>UPS</u>	Patience Harrison	12.8
<u>PLU</u>	K. Kehoe	12.8
<u>OSU</u>	Tracie Johnson	12.9
<u>UNAT</u>	Linda Dodge	13.1
<u>UPS</u>	Ava Williams	13.2
<u>PLU</u>	Kim McKean	13.3

### HEAT 2

<u>SOSC</u>	Kathy Staat	13.4
<u>SOSC</u>	Dayna Bronston	13.5
<u>UPS</u>	Tara Heuer	13.6
<u>LC</u>	Helga Arnadottir	13.6
<u>BMCC</u>	Kim Satter	13.7
<u>UPS</u>	Teresa holleman	14.1

### HEAT 3

<u>OSU</u>	Jenna Stark	12.6
<u>PSU</u>	Karen Morfitt	13.3
<u>UPS</u>	Angela Bloch	14.0
<u>ESC</u>	Becky Burton	14.1
<u>LIN</u>	Lorraine Preiss	14.2
<u>UPS</u>	Katie Edler	14.3

### HEAT 4

<u>UNAT</u>	Barbara Richardson	13.4
<u>UPS</u>	Patricia Anderson	14.1
<u>UPS</u>	Trudy Steidl	14.4
<u>CCC</u>	Diane Haider	14.5
<u>PU</u>	Leslie Melin	14.8

<u>3,000 m</u>		
Haeckler	Timb. Har.	9:49.2
Krill	U of P	9:50.1
Johnson	U of P	10:00.3
Venekamp	PLU	10:00.8
Crisifulli	Will	10:10.4
Dougherty	unat.	10:14.7
Edmark	unat.	10:20.8
Moores	UPS	10:31.5
Baker	UPS	10:45.6
Gallup	unat.	10:48.3
Smith	UPS	10:49.7
Nichols	PLU	10:51.4
Watson	UPS	10:51.9
Applewhite	Evergr.	
Murray	L & C	11:02.8
Kramer	PLU	11:03.1
Taylor	PLU	11:04.1
Nordby	PLU	11:12.5
Johnson	NIC	11:13.1
Becker	NIC	11:18.9
Reisinger	Will	11:20.1
Candia	unat.	11:29.2
Underwood	L & C	11:30.8
Hiatt	SOSC	11:57.8
Petus	GFC	12:28.1
Massey	unat.	12:33.2
Robinson	SOSC	13:11.8
Dick	WOSC	13:37.9

<u>Mile Relay</u>	
PLU	4:10.7
Will.	4:20.1
UPS	4:20.7
WOSC A	4:23.8
SOSC	4:25.8
WOSC B	4:27.8
NIC	4:41.5

<u>Discus</u>		
Wreath	OSU	124'7"
Jester	WOSC	123'1"
Wittenberg	GFC	119'1"
McCormick	WOSC	118'2"
Thompson	SWOCC	115'7"
Blake	CCC	112'8"
Strutko	L & C	112'6"
Kiana	unat.	112'5"
Heilers	UPS	111'9"
Garrison	SOSC	111'8"
Gould	PSU	109'1"
Ferguson	unat.	104'6"
Roggy	OSU	103'10"
McKenzie	PLU	103'3"
Mann	L & C	99'10"
Funk	GFC	95'10"
Dougherty	L & C	94'2"
Flersinger	SOSC	92'8"
Demorest	L & C	88'6"
Yahna	L & C	83'9"
Smith	unat.	73'10"
Doyle	UO	134'
Brown	UO	125'3"
Morrison	UO	144'
Aquilar	UO	158'10"
Golden	UO	115'7"
McDonald	PAC	106'4"
Mvers	PAC	102'9"



women

DATE: MARCH 9, 1985

SITE: LEWIS & CLARK COLLEGE

Shot Put

-----

Teams:

- |                    |                     |   |
|--------------------|---------------------|---|
| * 1. Lewis & Clark | 117-6 $\frac{1}{4}$ | (Daugherty 44-9 $\frac{1}{4}$ , Mann 36-9, Strutko 36)    |
| 2. West. Oregon    | 105-7 $\frac{1}{2}$ | (Kendall 39-5, Jester 37-10, Jenson 28-4 $\frac{1}{2}$ )  |
| 3. George Fox      | 97-11 $\frac{1}{4}$ | (Wittenberg 38-1, Funk 34-9 $\frac{1}{4}$ , Woolsey 25-1) |

Others:

Thompson, Lin, 27-5 $\frac{1}{2}$ , (2) Johnson, Lin, 26-10

High Jump

-----

Teams

- |                    |      |  |
|--------------------|------|--|
| * 1. Lewis & Clark | 14.0 | (Duchow 4-10, Steimle 4-8, Lowell 4-6) |
|--------------------|------|--|

Others:

Woolsey Gf 5.0, (2) Kincheloe Lin 4-6 (3) Moore WU 5-0

100 Hurdles

-----

Teams

- |                    |      |   |
|--------------------|------|---|
| * 1. Lewis & Clark | 45.3 | (Ardinger 19.8, Lowell 18.3, Jacobs 16.2) |
|--------------------|------|---|

Others

(1) Holdent Will 17.9, (2) Jensen WOSC 16.9

4 x 1600M

-----

Teams

- |                     |         |                                   |
|---------------------|---------|-----------------------------------|
| * 1. U. of Portland | 20:37.3 | (Mollen, Manning, Helkamp, Krell) |
|---------------------|---------|-----------------------------------|

4 x 100

-----

Teams

- |   |                   |      |  |
|---|-------------------|------|--|
| 5 | 1. Lewis & Clark  | 56.4 | (Ardinger, Duchow, Cook Fraser)        |
| 4 | 2. Linfield       | 56.1 | (Preiss, Graham, Woodside, Kinncheloe) |
| 3 | 3. Willamette     | 54.4 | (Blum, Holden, Mckenzie, Jones)        |
| 2 | 4. Western Oregon | 53.4 | (Jenson, Kurtz, Wegener, Howard)       |
| 1 | 5. U. Of Portland | 51.1 | (Nemarnik, Kosztic, Brock, Buhler)     |

Javelin

-----

Teams

- |                     |       |   |
|---------------------|-------|---|
| * 1. Western Oregon | 381-6 | (Barnhurst 143, McCormick 141-2, Jensen 97-4) |
| 2. Linfield         | 232-5 | Johnson 93-2, Thomson 78-10, Dresser 60-5)    |
| 3. Lewis & Clark    | 226-1 | (Kornegay 99-4, Yahna 65-3, Demorest 61-6)    |

\* NEW MEET RECORD

Long Jump

-----  
Teams

Other:

(1) Lowell, LC, 14-5 (2) Woolsey GFC, 14-6 (3) Jacobs, LC, 16-2½ (4) Moore, Will, 14-2)

Distance Medley

-----  
Teams

1. Willamette 12:44.5	(Blum, Blum, Cammack, Christfolley)
2. Western Oregon 13:00.2	(Howard, Richardson, Blackman, O'Leary)
3. Lewis & Clark 13:38.6	(Cook, Perham, Kurtz, Murray)
4. Linfield 13:53	(Seiverling, Massey, Mortenson, Hannon)

800M Medley

-----  
Teams

1. Lewis & Clark 1:59.4	(Arnadottir, Lowell, Jacobs, Marks)
2. Linfield 2:02.0	(Preiss, Graham, Woodside, Seiverling)
3. Willamette 2:04.8	(Holden, McKenzie, Jones, Pressler)

Womens Discuss

-----  
Teams

1. Lewis & Clark 354-3	(Daugherty 117-3, Mann 106-10½, Strutko 130-2)
2. Western Oregon 317-7	(McCormick 115-10, Iester 111-4½, Kendall 88-6)

others

(1) Gould PS 115-10 (2) Wittenberg GF 137-7 (3) Funk GF 92-11

4 x 800M

-----  
Teams

1. U. of Portland 9:35.4	(Hillenkamp, Mullin, Krell, Manning)
2. Western Oregon 9:53.8	(O'Leary, Blackman, o'Leary, Healy)

Others

(1) Peters GF 2:33.7

4 x 200M

-----  
Teams

1. Portland State 1:46.8	(Pizer, Kosztics, Brock, Buhler)
2. Lewis & Clark 1:56.7	(Antonditt, Lowell, Jacobs, Marks)

5000M

-----  
Teams

1. Lewis & Clark 1:00:30.0

(Murray 19:29.0, Underwood 20:11.16, Kurtz 21:49.4

others:

(1) Johnston UP 17:18.3 (2) Myra PSU 17:26.2 (3) Oslund UP 17:44.7

(4) Hannon Lin 20:08.8 (5) Massey Lin 23:28.9

4 x 400M

-----  
Teams

1. Portland State 4:06.5

(Krill, Kosztics, Buhler, Brock)

2. Western Oregon 4:09.7

(O'Leary, Howard, Heally, Jenson)

3. Willamette 4:15.9

Blum, Cammack, Jones, Blum)

4. Western Oregon #2 4:26.2

(Wagoner, Kurtz, Blackman, Richardson)

5. Lewis & Clark 4:29.3

(Cook, Fraser, Artinger, Perry)

LINFIELD COLLEGE/PACIFIC UNIVERSITY  
GEORGE FOX COLLEGE

Newberg, OR  
April 1, 1985

EVENT	PLACE	SCHOOL	TIME/DISTANCE	POINTS	GFC	L	P
HIGH JUMP	1st Kathleen Kinchalo	L	5'0"	5			
	2nd Sue Woolsey	GFC	5'0"	3	3/3	5/5	0/0
SHOT	1st Paula Wittenberg	GFC	39'1½"	5			
	2nd Cheryl Funk	GFC	35'6½"	3			
	3rd Petra Johnson	L	27'8½"	2			
	4th Mary Thomson	L	26'11½"	1	8/11	3/0	0/0
4 X 100	1st Prelias Johnson Woodside Thomson	L	:52.9	5			
	2nd Glynis Senekane Catharine Leong Regina Morris Laura Shintaku	P	:57.6	3			
					0/11	5/13	3/3
LONG JUMP	1st Shelly Woodside	L	15'11 3/4"	5			
	2nd Sue Woolsey	GFC	13'9½"	3			
	3rd Glynis Senekane	P	12'11"	2			
	4th Laura Shintaku	P	12'9 3/4"	1	3/14	5/18	3/6
1500	1st Beth Campbell	P	5:19.7	5			
	2nd Lisa Staverling	L	5:19.8	3			
	3rd Janet Mortensen	L	5:28.7	2	0/14	5/23	5/11
100 H	1st Shelly Woodside	L	16.3	5			
	2nd Sue Woolsey	GFC	19.8	3	3/17	5/28	0/11
400	1st Petra Johnson	L	0:57.0	5			
	2nd Kay Mattson	GFC	1:04.2	3	3/20	5/33	0/11
100	1st Mary Thomson	L	0:14.0	5			
	2nd Laura Shintaku	P	0:14.9	3			
	3rd Glynis Senekane	P	0:15.3	2	0/20	5/38	5/16

LINFIELD COLLEGE/PACIFIC UNIVERSITY  
GEORGE FOX COLLEGE

Newberg, OR  
April 1, 1985

EVENT	PLACE	SCHOOL	TIME/DISTANCE	POINTS	GFC	L	P
800	1st Jodi Peters	GFC	2:28.7	5	5/25	3/41	0/16
	2nd Lisa Sieverling	L	2:31.8	3			
200	1st Petra Johnson	L	0:25.5	5	2/27	8/49	0/16
	2nd Shelly Woodside	L	0:27.6	3			
	3rd Kay Mattson	GFC	0:29.0	2			
JAVELIN	1st Regina Norris	P	154'6"	5	2/29	4/53	5/21
	2nd Petra Johnson	L	96'6"	3			
	3rd Sue Woolsey	GFC	81'11"	2			
	4th Marilyn Dresser	L	72'3"	1			
3000	1st Janet Mortensen	L	11:52	5	2/31	6/59	3/24
	2nd Catherine Leong	P	12:10.6	3			
	3rd Jody Peters	GFC	12:53.0	2			
	4th Massey	L	13:13.7	1			
DISCUS	1st Paula Wittenberg	GFC	145'3"	5	6/37	0/59	5/29
	2nd Torie Myers	P	104'	3			
	3rd Catherine McDonald	P	102'1"	2			
	4th Cheryl Funk	GFC	96'8"	1			



W O M E N

FINAL DUAL MEET SCORES: Lewis & Clark 88, George Fox 21  
Whitman 71, Lewis & Clark 64

SHOT PUT --- Ri Paige Daugherty, LC, 42-8; Paula Wittenberg, GF, 39-2; Sara Robertson, Wm, 38-4  
Cheryl Funk, GF, 36-8; Robyn Mann, LC, 36-1; Wanda Strutko, LC, 36-0.

LONG JUMP --- Tina Ruth Parly, Wm, 16-6 3/4; Sandy Duchow, LC, 16-3 1/4; Sarah Lowell, LC, 16-1 1/4.

HIGH JUMP --- Lisa Jacobs, LC, 5-0; Sue Woolley, GF, 5-0; Jill Reid, Wm, 4-10; Tisha Steilne, LC, 4-8; Sandy Duchow, LC, 4-8; Gina Gucker, LC, 4-4.

JAVELIN --- Paige Daugherty, LC, 108-7 1/2; Janet Kornegay, LC, 101-0; Sue Woolsey, GF, 82-8 1/2; Lisa Jacobs, LC, 76-10.

4 x 100 RELAY --- Whitman (Sargent, Reid, Lewis, Hubbard) 52.3; Lewis & Clark, 53.4.

1500 METERS --- Susan Murray, LC, 4:59.4; Steina Booth, Wm, 5:11.0; Becky Snow, Wm, 5:22.0; Lisa Marie Bryan, Wm, 5:23.8.

100 METER HURDLES --- Susan Hubbard, Wm, 16.2; Sarah Lowell, LC, 16.3; Erin Bevan, Wm, 17.7; Leanne Frazier, LC, 19.5.

DISCUS --- Paula Wittenberg, GF, 132-8; Paige Daugherty, LC, 117-5; Wanda Strutko, LC, 114-7; Robyn Mann, LC, 107-5; Sara Robertson, Wm, 105-2; Cheryl Funk, GF, 96-5; Christine Demorest, LC, 94-0.

800 METERS --- Dawn Lewis, Wm, 2:25.1; Lori Steward, Wm, 2:26.3; Kay Mattson, GF, 2:26.8; Jodi Peters, GF, 2:28.7; Megan Findley, LC, 2:28.8; Sarah Lowell, LC, 3:01.9.

100 METERS --- Helga Annadottir, LC, 13.5; Liz Ardinger, LC, 13.7; Kim Thomas, Wm, 14.0; Tisha Steilne, LC, 14.7; Gina Gucker, LC, 15.3.

400 METERS --- Vonda Sargent, Wm, 59.5; Shella Aber, Wm, 1:00.7.

400 METER HURDLES --- Susan Hubbard, Wm, 1:08.6; Erin Bevan, Wm, 1:12.9; Tina Parly, Wm, 1:15.0; Leanne Frazier, LC, 1:21.6.

200 METERS --- Vonda Sargent, Wm, 26.4; Helga Annadottir, LC, 27.3; Kim Thomas, Wm, 28.9; Liz Ardinger, LC, 29.1; Jill Reid, Wm, 29.6.

TRIPLE JUMP --- Tina Parly, Wm, 33-0 1/2; Sandy Duchow, LC, 31-8 1/2.

3000 METERS --- Susan Murray, LC, 11:08.5; Steina Booth, Wm, 11:21.4; Laura Levallen, LC, 11:38.9; Becky Snow, Wm, nt; Lori Steward, Wm, nt; Laurie Underwood, LC, nt; Kathleen Will Molland, LC, nt; Lisa Bryan, Wm, nt; Jodi Peters, GF, nt; Kay Mattson, GF, nt.

4 x 400 METES RELAY --- Whitman (Sargent, Hubbard, Lewis, Aber) 4:13.9.

\* \* \* WOMEN \* \* \*

ENTRIES FOR DUAL TRACK MEET WITH LEWIS AND CLARK COLLEGE

CHOICE OF LANES: Odd\_\_\_\_\_ Even\_\_\_\_\_

List track entries in desired lanes from inside out. List field entries in desired order of performance. The above choice of odd or even will apply to all events.

EVENT	NAME	MARK	EVENT	NAME	MARK
=====	=====	=====	=====	=====	=====
100m	1. _____		200m	1. _____	
	2. _____			2. _____	
	3. _____			3. _____	
400m	1. _____		800m	1. Jodi Peters	2:28.7
	2. _____			2. Kay Mattson	nt
	3. _____			3. _____	
1500m	1. _____		3000m	1. Jodi Peters	12:28.1
	2. _____			2. Kay Mattson	nt
	3. _____			3. _____	
5000m	1. _____		10,000m	1. _____	
	2. _____			2. _____	
	3. _____			3. _____	
100m H	1. _____		400m H	1. _____	
	2. _____			2. _____	
	3. _____			3. _____	
4x100m	1. _____		4x400m	1. _____	
	2. _____			2. _____	
	3. _____			3. _____	
	4. _____			4. _____	
High Jump	1. Sue Woolsey	5-0	Long Jump	1. _____	
	2. _____			2. _____	
	3. _____			3. _____	
Shot Put	1. Paula Wittenberg	39-11	Discus Throw	1. Paula Wittenberg	145-3
	2. Cheryl Funk	36-6		2. Cheryl Funk	96-8
	3. _____			3. _____	
Javelin Throw	1. Sue Woolsey	81-11	Triple Jump	1. _____	
	2. _____			2. _____	
	3. _____			3. _____	



## HEPTATHLON

## SCORING SHEET

4/8-9/85

[illegible]

WOMEN  
GEORGE FOX COLLEGE/WESTERN OREGON STATE COLLEGE

Newberg, Oregon

April 13, 1985

EVENT	PLACE	SCHOOL	TIME/DISTANCE	POINTS	GFC	WOSC
SHOT	1st Paula Wittenberg	GFC	39'9 $\frac{1}{2}$ "	5		
	2nd Allyson Kendall	WOSC	39'9"	3		
	3rd Vickie Hissong <i>Funk</i>	WOSC	38'6 $\frac{1}{2}$ " <i>34-9</i>	1	5/5	4/4
HIGH JUMP	1st Sue Woolsey	GFC	5'2 $\frac{1}{2}$ "	5		
	2nd Sharon Jensen	WOSC	4'10"	3	5/10	3/7
LONG JUMP	1st Sharon Jensen	WOSC	17'5"	5		
	2nd Sue Woolsey	GFC	15'4 $\frac{1}{2}$ "	3	3/13	5/12
400m RELAY	1st Sewell, Hanson, Kurtz, Wegener	WOSC	51.6	5	0/13	5/17
JAVELIN	1st Debbie Barahurst	WOSC	139'11"	5		
	2nd Cyd McCormick	WOSC	134'	3	0/13	8/25
1500m	1st Julie O'Leary	WOSC	5:04.8	5		
	2nd Julie Richardson	WOSC	5:21.1	3	0/13	8/33
1000 R	1st Sharon Jensen	WOSC	16.2	5	1/13	5/38
400m	1st Kathryn O'Leary	WOSC	1:02.9	5		
	2nd Sandy Kurtz	WOSC	1:06.1	3	0/13	8/46
100m	1st Sharon Wegener	WOSC	12.9	5		
	2nd Cathy Sewell	WOSC	13.0	3		
	3rd Lauri Hanson	WOSC	13.1	1	0/13	9/55
800m	1st Kay Mattson	GFC	2:25.8	5		
	2nd Radonna Howard	WOSC	2:27.1	3		
	3rd Jodi Peters	GFC	2:27.8	1	6/10	3/58
400m IH	1st Sharon Jensen	WOSC	no time	5	0/19	5/63
200m	1st Sharon Wegener	WOSC	27.2	5		
	2nd Lauri Hanson	WOSC	27.8	3	0/19	8/71

EVENT	PLACE	SCHOOL	TIME/DISTANCE	POINTS	GFC	WOSC
3000m	1st Julie Richardson	WOSC	11:23.4	5		
	2nd Debra Dick	WOSC	11:56.6	3		
	3rd Jodi Peters	GFC	12:28.8	1	1/20	2/79
1600m	1st Jensen, Howard,					
	Kurts, O'Leary	WOSC	4:25.2	5	0/20	5/84
DISCUS	1st Paula Wittenberg	GFC	134'	5		
	2nd Cyd McCormick	WOSC	125'9"	3		
	3rd Dana Jester	WOSC	123'3 1/2"	1	5/25	4/88
	<i>Punk</i>		<i>108-5</i>			



WOMEN  
 GEORGE FOX COLLEGE/UNIVERSITY OF PUGET SOUND  
 Newberg, Oregon  
 April 20, 1985

EVENT	PLACE	SCHOOL	TIME/DISTANCE	POINTS	GFC	UPS
SHOT	1st Paula Wittenberg	GFC	37'10"	5		
	2nd Cheryl Funk	GFC	34'7"	3		
	3rd Cyndi Baird	UPS	30'8"	1	8/8	1/1
HIGH JUMP	1st Kip Foster	UPS	5'0"	5		
	2nd Sue Woolsey	GFC	5'0"	3		
	3rd Monique Bassler	UPS	5'0"	1	3/11	6/7
400m RELAY	1st Bassler, Edler, Steidl, Foster	UPS	56.2	5	0/11	5/12
LONG JUMP	1st Monique Bassler	UPS	15'5"	5	0/11	5/17
1500m	1st Jennifer Eastman	UPS	4:50.8	5		
	2nd Pam Fairchild	UPS	5:31.3	3	0/11	8/25
400m	1st Teresa Hollenan	UPS	1:10.7	5	0/11	5/30
100m	1st Trudy Steidl	UPS	14.0	5		
	2nd Katie Edler	UPS	14.3	3	0/11	8/38
800m	1st Kay Mattson	GFC	2:26.6	5		
	2nd Jodi Peters	GFC	2:31.0	3		
	3rd Kelley Mannon	UPS	2:44.9	1	8/19	1/39
400m I H	1st Kip Foster	UPS	1:13.7	5		
	2nd Brenda Asbury	UPS	1:14.0	3	0/19	8/47
200m	1st Kay Mattson	GFC	29.0	5		
	2nd Trudy Steidl	UPS	30.0	3	5/24	3/50
3000m	1st Liss Garnett	UPS	11:17.6	5	0/24	5/55

EVENT	PLACE	SCHOOL	TIME/DISTANCE	POINTS	GFC	UPS
1600m RELAY	1st Peters, Thompson Mattson, McDougal	GFC/A	4:31.0			
	2nd Ashbury, Foster, Eastman, Holleman	UPS	4:36.5	5	0/24	5/60
DISCUS	1st Paula Wittenberg	GFC	142'	5		
	2nd Cheryl Funk	GFC	97'5"	3		
	3rd Cyndi Baird	UPS	89'4"	1	8/32	1/61



*Worner*

	Marathon	1
GEORGE FOX COLLEGE	1	1
LEWIS & CLARK	16	8
LINFIELD	4	10
NORTHWEST NAZARENE	1	4
PACIFIC	1	4
SOUTHERN OREGON	1	14
UNIV. OF PORTLAND	1	8
WESTERN OREGON	8	16
WILLAMETTE	1	6
	Heptathlon	2
	4x800 Relay	3
	LJ	4
	3000m	5
	Discuss	6
	10,000m	7
	Sprint Medley Relay	8
	4x100m Relay	9
	1500m	10
	Shotput	11
	High Jump	12
	Javelin	13
	100m Hurdle	14
	400m	15
	100m	16
	800m	17
	400m Hurdle	18
	5000m	19
	200m	20
	4x400m Relay	21

*Just draft*



	Marathon	Heptathlon	4x800 Relay	Long Jump	3000m	Discus	10,000 m	Sprint medley Relay	4x100 Relay	1500m	Shot put	High Jump	Javelin	100m. Hurdles	400m.	100m	800m.	400m Hurdles	5000m	600m	4x400m Relay
GEORGE FOX COLLEGE	-	1 1	0 1	0 1	0 1	8 9	0 9	0 9	0 9	0 9	2 11	10 21	0 21	0 21	0 21	0 21	0 21	0 21	0 21	0 21	0 21
LEWIS & CLARK	16	8 24	8 32	2 34	0 34	12 46	2 48	2 50	1 51	0 51	14 65	5 70	0 70	14 86	0 86	0 86	1 87	4 91	2 93	0 93	0 93
LINFIELD	4	10 14	0 14	6 20	0 20	0 20	0 20	8 28	8 36	2 38	0 38	2 40	0 40	8 48	0 48	6 54	2 56	10 66	0 66	0 66	10 76
NORTHWEST NAZARENE	-	4 4	0 4	1 5	0 5	0 5	0 5	0 5	0 5	0 5	0 5	0 5	0 5	0 7	0 11	1 13	0 14	1 14	0 15	2 17	0 17
PACIFIC	-	-	-	-	-	-	-	-	-	-	-	-	-	-	-	-	-	-	-	-	-
SOUTHERN OREGON	-	-	-	14	0 14	6 20	0 20	4 24	4 28	0 28	6 31	6 40	10 50	2 52	0 52	0 52	0 52	0 52	0 60	0 60	0 62
UNIV. OF PORTLAND	-	-	-	-	25 35	0 25	10 35	10 45	10 55	22 77	0 77	0 77	0 77	0 77	0 77	12 89	8 97	6 103	32 123	12 135	8 143
WESTERN OREGON	8	8 16	10 26	9 34	0 34	4 38	4 42	1 43	6 49	6 55	9 64	0 64	10 74	4 78	2 86	12 98	10 108	2 110	0 110	17 127	6 135
WILLAMETTE	-	-	6 6	0 6	6 12	0 12	15 27	6 33	4 35	1 36	0 36	8 44	0 44	0 44	10 54	0 54	10 54	0 64	0 64	9 73	4 79



1985 N.A.Y.A. DISTRICT 2 HEFTATHLON CHAMPIONSHIP  
NORTHWEST NAZARENE COLLEGE, NAHWA, IDAHO  
APRIL 22-23, 1985

	100 m. Hurdles	High Jump	Shot Put	200 m. Meters	Long Jump	Javelin	800 Meters	Final Total
Petra Johnson	r/d 15.7	4-8	25-9 $\frac{1}{2}$	25.6	16.4 $\frac{3}{4}$	115-1	2:29.0	4587
LIN	m	1.42	7.86		5.00	35.09		
	p 875	635	435	795	677	687	683	

Beaton Jensen	r/d 16.2	4-10 $\frac{1}{2}$	31-11 $\frac{1}{2}$	27.7	16-6 $\frac{3}{4}$	103-6	2:30.7	4502
NO	m	1.48	9.74		5.00	31.57		
	p 626	704	512	639	677	626	664	

Liza Jacobs	r/d 15.5	5-3 $\frac{1}{4}$	26-6 $\frac{1}{2}$	28.1	15-1 $\frac{1}{2}$	84- $\frac{1}{2}$	2:38.0	4176
L&C	m	1.54	8.09		4.61	25.61		
	p 685	770	453	776	581	516	582	

Sharon Galloway	r/d 17.7	4-7 $\frac{1}{2}$	25-2 $\frac{3}{4}$	27.4	15-2 $\frac{3}{4}$	70-4 $\frac{1}{2}$	2:40.9	3719
HNC	m	1.38	7.69		4.64	21.45		
	p 489	564	422	653	588	431	560	

Sarah Lovell	r/d 16.8	4-10 $\frac{1}{2}$	25	29.4	14-3 $\frac{1}{4}$	73- $\frac{3}{4}$	2:49.0	3663
L&C	m	1.48	7.62		4.35	22.27		
	p 572	708	417	519	515	449	487	

Sue Woolsey	r/d 20.4	4-10 $\frac{1}{2}$	26-1 $\frac{3}{4}$	30.6	14-2	85-9 $\frac{1}{2}$	2:58.3	3355
ERC	m	1.48	7.97		4.32	26.14		
	p 313	704	445	449	507	527	410	

## 1985 DISTRICT CHAMPIONSHIPS

## WOMEN

EVENT: 4x800 RELAY				EVENT: SPRINT MEDLEY RELAY			
Place	Name	Time Ht/Dist.	School	Place	Name	Time Ht/Dist.	School
1.		9:50.0	WOSC	1.		1:50.8	UP
2.		10:32.7	L&C	2.		1:51.9	Lin
3.		11:16.0	WU	3.		1:54.2	WU
4.				4.		1:54.8	SOSC
5.				5.		1:55.5	L&C
6.				6.		1:55.6	WOSC
7.				7.			
8.				8.			

EVENT: WOMEN'S LONG JUMP				EVENT:			
Place	Name	Time Ht/Dist.	School	Place	Name	Time Ht/Dist.	School
1.	Mary Dodson	17-0 1/2	SOSC	1.			
2.	Sharon Jensen	16-11 3/4	WOSC	2.			
3.	Shelly Woodside	16-10	Lin	3.			
4.	Pam Patrick	15-10 3/4	SOSC	4.			
5.	Sandy Duchow	15-10 1/2	L&C	5.			
6.	Chris Chua	14-6 3/4	NNC	6.			
7.				7.			
8.				8.			

EVENT: 3,000m				EVENT:			
Place	Name	Time Ht/Dist.	School	Place	Name	Time Ht/Dist.	School
1.	Ann Manning	9:33.6	UP	1.			
2.	Clare Krill	9:48.7	UP	2.			
3.	Kara Crisifulli	10:04.4	WU	3.			
4.	Kristy Johnston	10:08.4	UP	4.			
5.	Mary Hillenkamp	10:23.6	UP	5.			
6.	Julie Mullin	10:37.9	UP	6.			
7.				7.			
8.				8.			

EVENT: DISCUS				EVENT:			
Place	Name	Time Ht/Dist.	School	Place	Name	Time Ht/Dist.	School
1.	Wanda Strutko	140-3	L&C	1.			
2.	Paula Wittenberg	132-10	GFC	2.			
3.	Debbie Garrison	127-10	SOSC	3.			
4.	Cyd McCormick	126-5	WOSC	4.			
5.	Paige Daugherty	118	L&C	5.			
6.	Torie Myers	115	Pac	6.			
7.				7.			
8.				8.			

EVENT: 10,000m				EVENT:			
Place	Name	Time Ht/Dist.	School	Place	Name	Time Ht/Dist.	School
1.	Molly Ostlund	37:41.1	UP	1.			
2.	Marilyn Fishback	40:05.9	WU	2.			
3.	Jenny Sanders	40:21.1	WU	3.			
4.	Tammy Jarolimek	41:26.3	WOSC	4.			
5.	Kathleen Welland	41:49.8	L&C	5.			
6.	Krista Dierks	42:04.0	WU	6.			
7.				7.			
8.				8.			



1985 DISTRICT CHAMPIONSHIPS  
WOMEN

EVENT: 4 X 100 RELAY				Time
Place	Name	Ht/Dist.	School	
1.		49.2	UP	
2.		49.7	Lin	
3.		50.2	WOSC	
4.		51.0	SOSC	
5.		51.6	WU	
6.		51.9	L&C	
7.				
8.				

EVENT: 100 HURDLES				Time
Place	Name	Ht/Dist.	School	
1.	Lisa Jacobs	15.3	L&C	
2.	Shelly Woodside	15.8	Lin	
3.	Sarah Lowell	15.9	L&C	
4.	Sharon Jensen	16.2	WOSC	
5.	Gina Walker	17.6	SOSC	
6.				
7.				
8.				

EVENT: 1500				Time
Place	Name	Ht/Dist.	School	
1.	Ann Manning	4:33.3	UP	
2.	Kristy Johnston	4:46.1	UP	
3.	Julie O'Leary	4:50.3	WOSC	
4.	Mary Hillenkamp	4:53.6	UP	
5.	Janet Mortensen	5:02.5	Lin	
6.	Kelli Carmack	5:03.8	WU	
7.				
8.				

EVENT: 400				Time
Place	Name	Ht/Dist.	School	
1.	Jeanette Blum	1:00.6	WU	
2.	Radona Howard	1:04.7	WOSC	
3.	Holly Duncan	1:06.5	NNC	
4.				
5.				
6.				
7.				
8.				

EVENT: SHOT				Time
Place	Name	Ht/Dist.	School	
1.	Paige Daugherty	44' 3 1/4"	L&C	
2.	Allyson Kendall	40' 7"	WOSC	
3.	Debbie Garrison	38' 9 1/2"	SOSC	
4.	Robyn Mann	37' 10 3/4"	L&C	
5.	Paula Wittenberg	37' 8 1/4"	GFC	
6.	Vickie Hissong	37' 3"	WOSC	
7.				
8.				

EVENT: 100				Time
Place	Name	Ht/Dist.	School	
1.	Sharon Wegener	12.5	WOSC	
2.	Carrie Pizer	12.6	UP	
3.	Lisa Nichols	12.6	Lin	
4.	Cathy Buhler	12.6	UP	
5.	Cathy Sewell	12.7	WOSC	
6.	Shana Galloway	12.8	NNC	
7.				
8.				

EVENT: HIGH JUMP				Time
Place	Name	Ht/Dist.	School	
1.	Sue Woolsey	5' 3"	GFC	
2.	Kathy Moore	5' 2"	Will	
3.	Lisa Hertz	5' 0"	SOSC	
4.	Tisha Steinle	4' 10"	L&C	
5.	Kathleen Kincheloe	4' 10"	Lin	
6.	Sandy Duchow	4' 10"	L&C	
7.				
8.				

EVENT: 800				Time
Place	Name	Ht/Dist.	School	
1.	Julie Blum	2:15.3	WU	
2.	Ann Manning	2:16.6	UP	
3.	Kathy Healey	2:19.7	WOSC	
4.	Kathryn O'Leary	2:20.3	WOSC	
5.	Lisa Bieverling	2:20.3	Lin	
6.	Megan Finary	2:20.3	L&C	
7.				
8.				

EVENT: JAVELIN				Time
Place	Name	Ht/Dist.	School	
1.	Sandy Bean	152' 9"	SOSC	
2.	Regina Norris	149' 4"	Pac	
3.	Cyd McCormick	143' 2"	WOSC	
4.	Debbie Barnhurst	141' 7"	WOSC	
5.	Karen Carpenter	120' 9"	NNC	
6.				
7.				
8.				

EVENT: 400 HURDLES				Time
Place	Name	Ht/Dist.	School	
1.	Petra Johnson	1:03.1	Lin	
2.	Ila Amos	1:04.7	SOSC	
3.	Linda Brock	1:05.8	UP	
4.	Lisa Jacobs	1:07.2	L&C	
5.	Sharon Jensen	1:08.6	WOSC	
6.	Melinda Carter	1:13.0	NNC	
7.				
8.				

1985 DISTRICT CHAMPIONSHIPS  
WOMEN

EVENT:	5000	Time	
Place	Name	Ht/Dist.	School
1.	Clare Krill	16:58.8	UP
2.	Kara Crisifulli	17:30.0	WU
3.	Molly Ostlund	18:04.8	UP
4.	Julie Mullin	18:47.9	UP
5.	Laurie Underwood	19:31.0	L&C
6.	Jenny Sanders	19:32.7	WU
7.			
8.			

EVENT:	200	Time	
Place	Name	Ht/Dist.	School
1.	Sheron Wegener	26.5	WOSC
2.	Carrie Pizer	26.6	UP
3.	Cathy Sewell	26.9	WOSC
4.	Cathy Buhler	27.1	UP
5.	Shana Galloway	27.2	NNC
6.	Laurie Hanson	NT	WOSC
7.			
8.			

EVENT:	4 X 400 RELAY	Time	
Place	Name	Ht/Dist.	School
1.		3:59.4	Lin
2.		4:00.4	UP
3.		4:04.1	WOSC
4.		4:04.3	WU
5.		4:07.3	SOSC
6.			
7.			
8.			

EVENT:		Time	
Place	Name	Ht/Dist.	School
1.			
2.			
3.			
4.			
5.			
6.			
7.			
8.			

EVENT:		Time	
Place	Name	Ht/Dist.	School
1.			
2.			
3.			
4.			
5.			
6.			
7.			
8.			

EVENT:		Time	
Place	Name	Ht/Dist.	School
1.			
2.			
3.			
4.			
5.			
6.			
7.			
8.			

EVENT:		Time	
Place	Name	Ht/Dist.	School
1.			
2.			
3.			
4.			
5.			
6.			
7.			
8.			

EVENT:		Time	
Place	Name	Ht/Dist.	School
1.			
2.			
3.			
4.			
5.			
6.			
7.			
8.			

EVENT:		Time	
Place	Name	Ht/Dist.	School
1.			
2.			
3.			
4.			
5.			
6.			
7.			
8.			

EVENT:		Time	
Place	Name	Ht/Dist.	School
1.			
2.			
3.			
4.			
5.			
6.			
7.			
8.			

N.A.I.A. DISTRICT 2 TRACK & FIELD CHAMPIONSHIPS  
MAY 10-11, 1985  
COLCORD FIELD  
GEORGE FOX COLLEGE, NEWBERG, OR

HEAT & FLIGHT SHEETS

WOMEN'S DISCUS: FINAL

First Flight

<u>Number</u>	<u>Name</u>	<u>School</u>
203	Paula Wittenberg	GFC
238	Wanda Strutko	L&C
349	Cyd McCormick	WOSC
340	Debbie Garrison	SOSC
225	Paige Daugherty	L&C
328	Torie Myers	Pac
233	Robyn Mann	L&C
327	Catherine McDonald	Pac

---

WOMEN'S LONG JUMP: FINAL

First Flight

<u>Number</u>	<u>Name</u>	<u>School</u>
390	Sharon Jensen	WOSC
339	Mary Dodson	SOSC
274	Shelly Woodside	Lin
226	Sandy Duchow	L&C
343	Pam Patrick	SOSC
306	Chris Chua	NNC



N.A.I.A. DISTRICT 2 TRACK & FIELD CHAMPIONSHIPS  
MAY 10-11, 1985  
COLCORD FIELD  
GEORGE FOX COLLEGE, NEWBERG, OR

WOMEN'S 4x800 RELAY  
FINAL

<u>School</u>	<u>Lane</u>
L&C	3
WOSC	4
WU	5

WOMEN'S 3000: FINAL

<u>Lane</u>	<u>Number</u>	<u>Name</u>	<u>School</u>
1	383	Pam Blackman	WOSC
2	374	Kristy Johnston	UP
3	376	Clare Krill	UP
4	377	Ann Manning	UP
5	433	Kara Crisifulli	WU
6	378	Julie Mullin	UP
7	373	Mary Hillenkamp	UP
8	235	Susan Murray	L&C

WOMEN'S 100: PRELIMINARY

Heat 1:

<u>Lane</u>	<u>Number</u>	<u>Name</u>	<u>School</u>
2	337	Alice Best	SOSC
3	399	Sheron Wegener	WOSC
4	435	Kim Klein	WU
5	338	Dayna Brunson	SOSC
6	309	Shana Galloway	NMC
7	372	Cathy Buhler	UP

Heat 2:

2	385	Laurie Hanson	WOSC
3	398	Cathy Sewell	WOSC
4	345	Diane Williams	SOSC
5	381	Carrie Pizer	UP
6	270	Lisa Nichols	Lin

N.A.I.A. DISTRICT 2 TRACK & FIELD CHAMPIONSHIPS  
MAY 10-11, 1985  
COLCORD FIELD  
GEORGE FOX COLLEGE, NEWBERG, OR

HEAT & FLIGHT SHEETS

WOMEN'S 10000: FINAL

<u>Lane</u>	<u>Number</u>	<u>Name</u>	<u>School</u>
1	none	Marilyn Fishback	WU
2	389	Tammy Jarolimek	WOSC
3	240	Kathleen Welland	L&C
4	231	Laura Lewallen	L&C
5	266	Katy Hannon	Lin
6	380	Molly Ostlund	UP
7	440	Jenny Sanders	WU
8	384	Debra Dick	WOSC
9	434	Krista Dierks	WU

WOMEN'S SPRINT MEDLEY RELAY: FINAL

<u>School</u>	<u>Lane</u>
Lin	2
WOSC	3
L&C	4
SOSC	5
UP	6
WU	7



N.A.I.A. DISTRICT 2 TRACK & FIELD CHAMPIONSHIPS  
MAY 10-11, 1985  
COLCORD FIELD  
GEORGE FOX COLLEGE, NEWBERG, OR

HEAT & FLIGHT SHEETS

WOMEN'S SHOT

First Flight

<u>Number</u>	<u>Name</u>	<u>School</u>
225	Paige Daugherty	L&C
340	Debbie Garrison	SOSC
203	Paula Wittenberg	GFC
391	Allyson Kendall	WOSC
387	Vickie Hissong	WOSC
233	Robyn Mann	L&C
238	Wanda Strutko	L&C
200	Cheryl Funk	GFC
441	Chris Suess	WU

WOMEN'S JAVELIN

First Flight

<u>Number</u>	<u>Name</u>	<u>School</u>
329	Regina Norris	Pac
382	Debbie Barnhurst	WOSC
336	Sandy Bean	SOSC
394	Cyd McCormick	WOSC
304	Karen Carpenter	NNC

N.A.I.A. DISTRICT 2 TRACK & FIELD CHAMPIONSHIPS  
MAY 10-11, 1985  
COLCORD FIELD  
GEORGE FOX COLLEGE, NEWBERG, OR

HEAT & FLIGHT SHEETS

WOMEN'S HIGH JUMP

First Flight

<u>Number</u>	<u>Name</u>	<u>School</u>
204	Sue Woolsey	GFC
438	Kathy Moore	WU
341	Lisa Hertz	SOSC
226	Sandy Duchow	L&C
268	Kathleen Kincheloe	Lin
237	Tisha Steimle	L&C
390	Sharon Jensen	WOSC

WOMEN'S 4x100 RELAY

<u>School</u>	<u>Lane</u>
WOSC	2
WU	3
Lin	4
UP	5
L&C	6
SOSC	7

WOMEN'S 1500

Heat 1:

<u>Lane</u>	<u>Number</u>	<u>Name</u>	<u>School</u>
1	432	Kelli Cammack	WU
2	235	Susan Murray	L&C
3	377	Ann Manning	UP
4	383	Fan Blackman	WOSC
5	395	Julie O'Leary	WOSC
6	374	Kristy Johnston	UP
7	373	Mary Hillenkamp	UP
8	269	Janet Mortensen	Lin

N.A.I.A. DISTRICT 2 TRACK & FIELD CHAMPIONSHIPS  
MAY 10-11, 1985  
COLCORD FIELD  
GEORGE FOX COLLEGE, NEWBERG, OR

WOMEN'S 100 HURDLES

<u>Lane</u>	<u>Number</u>	<u>Name</u>	<u>School</u>
3	232	Sarah Lowell	L&C
4	390	Sharon Jensen	WOSC
5	344	Gina Walker	SOSC
6	228	Lisa Jacobs	L&C
7	274	Shelly Woodside	Lin

WOMEN'S 400

<u>Lane</u>	<u>Number</u>	<u>Name</u>	<u>School</u>
2	388	Radona Howard	WOSC
3	307	Holly Duncan	NNC
4	430	Jeanette Blum	WU

WOMEN'S 100

<u>Lane</u>	<u>Number</u>	<u>Name</u>	<u>School</u>
1	309	Shana Galloway	NNC
2	270	Lisa Nichols	Lin
3	372	Cathy Buhler	UP
4	381	Carrie Pizer	UP
5	399	Sharon Wegener	WOSC
6	398	Cathy Seuell	WOSC
7	435	Kim Klein	WU
8	385	Laurie Hanson	WOSC

N.A.I.A. DISTRICT 2 TRACK & FIELD CHAMPIONSHIPS  
MAY 10-11, 1985  
COLCORD FIELD  
GEORGE FOX COLLEGE, NEWBERG, OR

WOMEN'S 800

<u>Lane</u>	<u>Number</u>	<u>Name</u>	<u>School</u>
a	377	Ann Manning	UP
b	272	Lisa Sieverling	Lin
c	386	Kathy Healey	WOSC
a	375	Theresa Kosztice	UP
b	201	Kay Mattson	GFC
c	311	Jana Zellmer	NNC
a	202	Jodi Peters	GFC
b	396	Kathryn O'Leary	WOSC
c	227	Megan Finaly	L&C
a	431	Julie Blum	WU

WOMEN'S 400 HURDLES

<u>Lane</u>	<u>Number</u>	<u>Name</u>	<u>School</u>
2	371	Linda Brock	UP
3	335	Ila Amos	SOSC
4	267	Petra Johnson	Lin
5	390	Sharon Jensen	WOSC
6	305	Melinda Carter	NNC
7	228	Lisa Jacobs	L&C

WOMEN'S 200

<u>Lane</u>	<u>Number</u>	<u>Name</u>	<u>School</u>
1	372	Cathy Buhler	UP
2	338	Dayna Brundson	SOSC
3	309	Shana Galloway	NNC
4	381	Carrie Pizer	UP
5	399	Sheron Wegener	WOSC
6	385	Laurie Hanson	WOSC
7	224	Helga Arnadottir	L&C
8	398	Cathy Seuell	WOSC

N.A.I.A. DISTRICT 2 TRACK & FIELD CHAMPIONSHIPS  
MAY 10-11, 1985  
COLCORD FIELD  
GEORGE FOX COLLEGE, NEWBERG, OR

WOMEN'S 5,000

<u>Lane</u>	<u>Number</u>	<u>Name</u>	<u>School</u>
1	397	Julie Richardson	WOSC
2	342	Cathy Hlatt	SOSC
3	239	Laurie Underwood	L&C
4	378	Julie Mullin	UP
5	440	Jenny Sanders	WU
6	433	Kara Crisifulli	WU
7	389	Tammy Jarolinek	WOSC
8	376	Clare Krill	UP
9	434	Krista Dierke	WU
10	380	Molly Ostlund	UP

WOMEN'S 5,000 RESULTS: 1. JULIE RICHARDSON, WOSC, 17:12.2; 2. CATHY HLATT, SOSC, 17:28.4; 3. LAURIE UNDERWOOD, L&C, 17:45.1; 4. JULIE MULLIN, UP, 17:58.3; 5. JENNY SANDERS, WU, 18:12.5; 6. KARA CRISIFULLI, WU, 18:25.7; 7. TAMMY JAROLINEK, WOSC, 18:40.2; 8. CLARE KRILL, UP, 18:55.8; 9. KRISTA DIERKE, WU, 19:10.4; 10. MOLLY OSTLUND, UP, 19:25.1.

WOMEN'S 4 X 400 RELAY

<u>School</u>	<u>Lane</u>
L&C	2
WU	3
UP	4
WOSC	5
SOSC	6
L&C	7

## ✓ WOMEN'S HIGH JUMP

1. Karen Munger, CWU	5'2"
2. Lori Barton, YVC	5'0"
3. Sue Wonsley, GFC	5'0"
4. Kip Foster, UPS	4'10"
5. Patricia Perry, UPS	4'10"
6. Julie Firman, PLU	4'8"

## WOMEN'S 10,000 METERS

1. Kathy Nichols, PLU	38:43.2
2. Colleen Baker, UPS	39:57.6
3. Wendy Taylor, PLU	42:32.03
4. Staci Julson, YVC	43:44.23

## ✓ MEN'S 10,000 METERS

1. J. Armentino, PLU	31:53.97
2. Brian Jacobson, PLU	32:30.77
3. Mark Keller, PLU	32:56.18
4. Dwight Larabee, GFC	33:54.81
5. Kurtis Paxton, YVC	35:38.28

## MEN'S 4 x 100 RELAY

1. CWU	43.24
2. YVC	43.76
3. WWU	44.23
4. UPS #2	45.70
5. ESC	53.38

## WOMEN'S 4 x 100 RELAY

1. UPS	52.03
2. CWU	53.19
3. YVC	55.14

## ✓ POLE VAULT

1. Scott Killingsworth, PLU	13'6"
2. Wade Craig, PLU	13'0"
3. Darrell Harrison, WWU	13'0"
4. Greg Stotsenberg, YVC	12'6"
5. Ken Stewart, PLU	12'6"
6. Steve Graham, GFC	12'6"
7. Keith Wigley, GFC	11'0"

## ✓ WOMEN'S DISCUS

1. Paula Wittenburg, GFC	135'5½"
2. Brenda Terpstra, SPU	128'1"
3. Connie McKenzie, PLU	109'10"
4. Duffer Heiler, UPS	107'1"
5. Lori Barton, YVC	106'7"
6. Heidi Cundiff, CWU	104'9½"
7. Cheryl Funk, GFC	92'3½"

## MEN'S HAMMER

1. Nathan Whitham, GFC	162'9"
2. Tim Shannon, PLU	154'8"
3. Ray Phinney, UPS	142'6½"
4. Mike Watts, GFC	131'8½"
5. Brian Humphrey, WWU	117'4½"
6. Blare Surina, unatt	106'2"
7. Dave Woollett, UPS	100'

## MEN'S HIGH JUMP

1. Kurt Hanson, WWU	6'6"
2. Steve Monda, WWU	6'6"

## ✓ MEN'S LONG JUMP

1. Mike Carver, WWU	22'6"
2. Jud Kerin, PLU	22'1"
3. Jay Wangsmo, WWU	21'9-3/4"
4. Soo, WWU	21'8"
5. Stacy McHenry, YVC	21'7"
6. Keith Egawa, UPS	20'10"
7. Keith Wigley, GFC	20'9"
8. Jeff Nenbauer, WWU	20'5"
9. Steve Graham, GFC	20'
10. Adam Hoppic, YVC	19'2½"
11. Steve Young, YVC	19'2"
12. Dave Davis, UPS	19'½"
13. Jerome Vines, WWU	18'11½"
14. Scott Minnix, UPS	18'6"

## ✓ WOMEN'S LONG JUMP

1. Jill Burgher, UPS	17'1½"
2. Katie Crowell, CWU	16'11"
3. Barb Sharts, PLU	15'1"
4. Sue Woosley, GFC	14'3"
5. Patricia Anderson, UPS	13'7"
6. Julie Tufman, PLU	13'2"

## WOMEN'S 5000 METERS

1. Cheryl Moores, UPS	18:09.10
2. Erin Wickham, GRCC	19:19.1

## ✓ MEN'S 3000 METER STEEPLE CHASE

1. Kevin Ball, GFC	9:28.12
2. Scott Ball, GFC	9:32.08
3. Rob Walker, PLU	10:10.89
4. Jeff Guzman, GFC	10:16.6
5. Todd Denny, ESC	11:08.94
6. Matt Detering, ESC	11:15.1

## ✓ MEN'S SHOT PUT

1. Terry Kyllö, PLU	47'5"
2. Randy Beetchenow, YVC	46'½"
3. Kevin Wilson, CWU	44'3½"
4. Dave Hyytinen, UPS	43'5"
5. Tim Shannon, PLU	43'
6. Ross Pearson, PLU	42'3½"
7. Greg Hargrave, UPS	42'3"
8. Mike Watts, GFC	41'6½"
9. Jeff Moylan, PLU	39'3½"
10. Ed Kennedy, WWU	38'6"

## MEN'S 1500 METERS

1. Dave Hale, PLU	3:59.9
2. R. Buchenmayer, WWU	4:03.56
3. Jeff Sowards, UPS	4:13.84
4. Bryan Winkler, ESC	4:15.34
5. Paul Goralski, UPS	4:17.65
6. Jeff Sione, PLU	4:21.26
7. Gary Lorenzen, YVC	4:21.5
8. B. Crawford, ESC	4:24.64
9. J. Fitzler, ESC	4:32.27
10. John Laiser, ESC	4:46.24

## WOMEN'S TRIPLE JUMP

1. Barb Sharts, PLU	31'2"
2. Cindi Baird, UPS	30'0-3/4"

## MEN'S TRIPLE JUMP

1. Jay Wangsmo, WWU	44'8"
2. Adam Hoppis, YVC	44'1"
3. Peter Trelstad, PLU	44'1"
4. Steve Monda, WWU	42'11"
5. Darrell Jansen, WWU	42'9"
6. Jerome Vines, WWU	41'0"

## WOMEN'S 400 METERS

1. Jill Burgher, UPS	1:00.41
2. Karen Olsen, YVC	1:01.64
3. Karen Stanley, PLU	1:03.3
4. Lauri Post, UPS	1:04.23
5. Cheryl Leidel, CWU	1:04.53
6. Monique Bassler, UPS	1:14.82
7. Ava Williams, UPS	1:14.97

## ✓ WOMEN'S SHOT PUT

1. Paula Wittenberg, GFC	39'10½"
2. Brenda Terpstra, SPU	35'9½"
3. Lucy Grover, YVC	34'6"
4. Cheryl Funk, GFC	33'10"
5. Lori Barton, YVC	33'2"
6. Connie McKenzie, PLU	32'5"
7. Tracy Feurst, YVC	30'6"

## WOMEN'S SHOT PUT (Continued)

8. Kim Gordon, YVC	29'6"
9. Heidi Cundiff, CWU	29'4"
10. Donna Olin, CWU	28'7"
11. Cyndi Baird, USP	27'2"
12. Dawn Rorvik, ESC	26'5"
13. Tina Kenny, CWU	24'1½"
14. Lynel Schack, CWU	24'

## ✓ MEN'S DISCUS

1. Nathan Whitham, GFC	148'10½"
2. Tim Shannon, PLU	147'9"
3. Mike Watts, GFC	146'10"
4. Terry Kyllö, PLU	142'10¼"
5. Dave Hyytinen, UPS	140'11½"
6. Paul Maddox, PLU	133'9½" <i>135-4 from shot</i>
7. R. Beetchenow, YVC	129'2"
8. Ross Pearson, PLU	128'7"
9. Ed Kennedy, WWU	122'4"
10. Todd Cook, PLU	119'2"
11. Jeff Neubauer, WWU	117'2½"
12. Dan Barclay, ESC	115'11-3/4"
13. Jeff Moylan, PLU	109'7"
14. Paul Valentine, YVC	108'6¼"
15. Keith Wigley, GFC	99'7"

## WOMEN'S 1500 METERS

1. Heather Sullivan, UPS	4:44.97
2. Emily Smith, UPS	4:53.61
3. Jennifer Eastman, UPS	4:55.72
4. Jennifer Hallett, YVC	4:56.56
5. Kari Noroby, PLU	5:11.62
6. Pam Fairchild, UPS	5:11.63
7. Teri Wilson, YVC	5:21.42
8. Arlene Wade, CWU	5:43.82
9. Julie Cluff, YVC	6:04.4

## WOMEN'S 100 METER HURDLES

1. Patience Harrison, UPS	15.81
2. Toni Donisthorpe, CUW	16.6
3. Kristen Stach, YVC	18.36
4. Tracy Delorm, CWU	18.38
5. Lori Barton, YVC	19.88

## ✓ MEN'S 110 METER HURDLES

1. Adophus Onva, GFC	14.13
2. Charles Chandler, CWU	15.1
3. Trey Cummings, WWU	15.35
4. Kevin Kruckenberg, CWU	15.78
5. P. Holland, PLU	16.14
6. Leo Sayles, UPS	16.93
7. G. Stotsenburg, YVC	18.33



## ✓ MEN'S 400 METERS

1. Fred Pulphus, WWU	49.65
2. Dean Raan, GFC	49.91
3. Paul Hospenenthal, UPS	50.72
4. Tracy Daugherty, UPS	50.83
5. Mark Young, GFC	50.88
6. Alan Shay, WWU	51.11
7. Joe Imhoft, CWU	51.15
8. Dave Malner, PLU	52.03
9. Charlie Kolesar, WWU	52.09
9. Brian Holden, CWU	52.09
11. Mark Herbert, YVC	52.74
12. Alex Borrero, ESC	54.29
13. Chris Reed, CWU	54.7
14. Rod Wilcox, YVC	55.47

## ✓ MEN'S 100 METERS

1. James Hasty, CWU	10.82
2. Garron Smith, WWU	10.97
3. J. Dillingham, CWU	10.98
4. Rob Soo, WWU	11.0
5. Judd Kerim, PLU	11.16
6. Mike Boone, UPS	11.25
7. Jeff Brown, WWU	11.27
8. Pat Williams, WWU	11.28
9. Kevin Williams, WWU	11.31
10. Keith Wigley, GFC	11.40
11. Steve Senna, PLU	11.4
12. Scott Minnix, UPS	11.45
13. Gary Avery, UPS	11.47
14. Tom Ridenhour, WWU	11.73
15. Dave Anderson, ESC	11.74
16. Steve Graham, GFC	11.79
17. Keith Hanson, WWU	11.83
18. David Hillman, PLU	11.8
19. Jim Stebick, PLU	12.5
20. Stacy McHenry, YVC	12.7

## WOMEN'S 400 METER HURDLES

1. Brenda Asbury, UPS	1:10.97
2. Toni Donisthorpe, CWU	1:11.3
3. Cathy Gray, CWU	1:13.0
4. Francis Hearn, ESC	1:17.5

## WOMEN'S 800 METERS

1. Emily Smith, UPS	2:23.44
2. Shannon Ryan, PLU	2:24.02
3. J. Hallett, YVC	2:25.55
4. Jennifer Eastman, UPS	2:27.65
5. Kelly Mannon, UPS	2:30.11
6. Cheryl Moores, UPS	2:30.28

## ✓ WOMEN'S 800 METERS (Continued)

7. Trish Brown, SPU	2:31.85
8. Jodi Peters, GFC	2:32.6
9. Arlene Wade, CWU	2:44.0
10. Patricia Perry, UPS	2:50.0
11. Monique Bassler, UPS	2:57.52
12. Ava Williams, UPS	2:57.6

## WOMEN'S 100 METERS

1. Carla Jaeger, YVC	12.78
2. Patience Harrison, UPS	12.83
3. Cindy Dorrough, CWU	13.02
4. Tara Heuer, UPS	13.24
5. Theresa Hallemann, UPS	13.49
6. Katie Crowell, CWU	13.53
7. Meridith Dena, CWU	14.06
8. Becky Burton, ESC	14.2
9. Trudy Steidl, UPS	14.3
10. Diane Mullen, CWU	14.71

## ✓ MEN'S JAVELIN

1. Craig Stelling, PLU	203'9"
2. Jeff Neubauer, WWU	197'7"
3. Blake Surina, Unat	179'7"
4. Niles Tomlinson, UPS	176'3"
5. John Russell, WWU	172'9"
6. Mike Watts, GFC	169'10"
7. Mike Powell, CWU	169'5"
8. Hal Signet, CWU	162'8"
9. Paul Valentine, YVC	160'7"
10. Brian Gotchel, UPS	159'8"
11. Nathan Whitham, GFC	150'2"
12. Doug Carr, Unat	148'8"
13. Mike Heelan, PLU	147'4"
14. Greg Stolsenberg, YVC	124'
15. Sean Hollen, ESC	110'2"
16. Jeff Barker, ESC	66'7"

## WOMEN'S 200 METERS

1. Jill Burgher, UPS	26.8
2. Carla Jaeger, YVC	27.14
3. Karen Olsen, YVC	27.36
4. C. Dorrough, CWU	27.47
5. Karen Stanley, PLU	27.8
6. Cheryl Leidel, CWU	27.9
7. Theresa Holleman, UPS	28.22
8. Laurie Post, UPS	28.3
9. Trudy Steidl, UPS	30.19
10. Becky Burton, TESC	30.41

WOMEN'S 3000 METERS

1. Heather Sullivan, UPS	10:35.57
2. Kathy Santini, Unatt	10:37.69
3. Lisa Garnett, UPS	10:39.54
4. Kim Burke, CWU	10:40.85
5. Val Hilden, PLU	10:42.94
6. Eileen Park, SPU	11:00.91
7. Becky Kramer, PLU	11:01.09
8. Julie Fitzgerald, PLU	11:03.18
9. Annie Hall, CWU	11:05.44
10. Kary Noroby, PLU	NT
11. Ten Wilson, YVC	NT
12. Pam Fairchild, UPS	NT
13. Mary Applewhite, TESC	13:04

WOMEN'S 4 x 400 RELAY

1. UPS	4:16.96
2. YVC	4:24.24

✓ MEN'S 800 METERS

1. Jeff Strausz, YVC	1:55.98
2. Russ Cole, PLU	1:56.1
3. Mike Pace, CWU	1:57.17
4. Greg Hinrichsen, CWU	1:57.49
5. Kevin Ball, GFC	1:57.84
6. Barth Merrill, PLU	1:58.83
7. Dave Walzer, UPS	2:00.52
8. Brian Olson, PLU	2:00.96
9. Rich Buchenmeyer, WWU	2:01.94
10. Layne Hutchins, WWU	2:01.95
11. Tom Hochstatter, CWU	2:02.37
12. Steve Simons, UPS	2:03.8
13. Bhrett Monroe, UPS	2:03.92
14. John Weber, WWU	2:04.09
15. Dan Williams, PLU	2:04.2
16. Keiser, TESC	2:15.3
17. B. Crawford, TESC	2:15.41

✓ MEN'S 400 METER HURDLES

1. Charles Chandler, CWU	57.1
2. Dave Strasser, WWU	58.06
3. Dave Driesner, GFC	58.22
4. Trey Cummings, WWU	58.6
5. Gary Avery, UPS	59.07
6. Steve Senna, PLU	59.61
7. Steve Young, YVC	59.66
8. Pete Holland, PLU	60.74
9. Leo Sayles, UPS	62.51
10. B. Crawford, TESC	68.14

WOMEN'S JAVELIN

1. Patricia Perry, UPS	133'9"
2. Nancy Shryock, PLU	122'4"
3. Dana Olin, CWU	225'1"
4. Tracy Feurst, YVC	108'9"
5. Lucy Grover, YVC	105'3"
6. Brenda Terpstra, SPU	102'9"
7. Paula Rodriguez, YVC	89'7"
8. Lori Barton, YVC	88'4"
9. Dawn Rorvik, TESC	87'2"
10. Winona Merritt, CWU	81'0"
11. Kim Gordon, YVC	74'5"
12. Lynel Schack, CWU	56'6"

MEN'S 200 METERS

1. Fred Pulphus, WWU	22.3
2. J. Dillingham, CWU	22.57
3. Mark Young, GFC	22.62
4. Tracy Daugherty, UPS	22.81
5. Mike Boone, UPS	22.85
6. Jerome Vines, WWU	22.91
7. Pat Williams, WWU	22.93
8. Garron Smith, WWU	22.98
9. John Bourque, CWU	23.05
9. Alan Skay, WWU	23.05
11. Joe Imhoff, CWU	23.07
12. Brian Holden, CWU	23.3
13. Mark Herbert, YVC	23.31
14. Scott Minnix, UPS	23.34
15. Jeff Brown, WWU	23.47
16. Kirk Mason, CWU	23.49
17. Kevin Williams, WWU	23.8
18. Brad Sesslen, CWU	24.20
19. Alex Borrero, TESC	24.27
20. Dave Anderson, TESC	24.47
21. Dave Hillman, PLU	24.6
21. T. Ridenhour, WWU	24.6
23. Dan Talkano, SPU	26.72

MEN'S 5000 METERS

1. Neil Sturgeon, CWU	15:06.72
2. Bruce Dudley, CWU	15:19.63
3. Paul Goralski, UPS	15:35.53
4. Doug Grider, PLU	15:36.93
5. Art Clarke, CWU	15:49
6. Greg Starch, PLU	15:51.86
7. Sazar	15:59.69
8. Scott Ball, GFC	16:04.94
9. Jeff Sowards, UPS <i>Guzman</i>	16:12.84 <i>16:02</i>
10. Kevin Primrose, YVC	16:29.79
11. Cope Belmont, CWU	16:35.00
12. Steve Bacon, CWU	16:53.51
13. Alan Bridges, UPS	17:14.96
14. Curtis Paxton, YVC	17:47.10

MEN'S 4 x 400 RELAY

---

1.	GFC	3:25.34
2.	UPS	3:27.57
3.	CWU	3:28.53
4.	WWU	3:29.70
5.	PLU	3:31.39
6.	YVC	3:34.11
7.	UPS #2	3:39.52

LINFIELD COLLEGE/PACIFIC UNIVERSITY  
GEORGE FOX COLLEGE

Newberg, Oregon  
April 1, 1985

Scoring: 5-3-2-1  
Relays 5-3-0

- 2:45 HAMMER THROW - Whitham GF (162-9); Watts GF (131-8); Dean L (120-0); Kobow L (115-0); Maddox GF (109-9); Edwards L (nm)
- 3:00 SHOT - women - Wittenberg GF (39-11); Funk GF (34-9); Myer P (31-0); Thomson L (28-10); Johnson L (26-10)
- SHOT - men - Kobow L (43-7); Watts GF (41-6); Young P (nm); Whitham GF (nm); Losier L (37-0)
- 3:00 LONG JUMP - men - Ferrenburg L (21-3); Wigley GF (20-9); Graham GF (20-0); Albrecht L (nm); Marstens L (19-9)
- LONG JUMP - women - Woodside L (16-7); Woolsey GF (14-6); Shintaku P (13-8); Sanekane P (13-6)
- 3:00 HIGH JUMP - women - Woolsey GF (5-0); Kinchelo L (4-8); Olsen L (4-8)
- HIGH JUMP - men - Wigley GF (6-6); Tracey L (nm); Graham GF (nm); Pettis L (nm)
- 3:00 POLE VAULT - Ogden P (12-8); Graham GF (12-6); Wigley GF (12-0); Meines GF (nm)
- Follow Hammer JAVELIN - men - Dean L (180-0); Watts GF (177-8); Wagner L (176-0); Whitham GF (169-9); Edwards L (nm)
- JAVELIN - women - Norris P (142-0); Johnson L (110-0); Dresser L (60-5); Woolsey GF (nm); Haldor L (nm)
- Follow LF TRIPLE JUMP - Prevedello L (43-10); Marsten L (43-4); Carlson L (42-2); Graham GF (nm)
- Follow Javelin DISCUS - men - Whitham GF (148-10); Watts GF (146-10); Maddox GF (135-4); Wigley GF (99-7)
- DISCUS - women - Wittenberg GF (137-7); McDonald P (106); Myers P (105); Funk GF (95-10); Haldor L (nm)
- 3:45 400m RELAY - women - 3: L (Preiss, Johnson, Woodside, Thomson) nm;  
4: P (Sanekane, Leong, Norris, Shintaku) 59.1
- 400m RELAY - men - 2: L (Erickson, Brown, Will, Wagner) 43.7;  
4: GF (Onua, Raan, Driesner, Young) nm
- 3:50 STEEPLECHASE - S. Ball GF (9:32.1); Guzman GF (10:16.6)
- 4:05 1500m - women - Sieverling L (nm); Cambelli P (5:12); Massey L (5:04); Mortensen L (5:02)





George Fox College/ Western Oregon State College

Newberg, Oregon

April 13, 1985

Scoring: 5-3-1  
Relays 5-0

1:00 HAMMER THROW: N. Whitham GFC (162-9); S. Polen WOSC (154-4); M. Watts GFC (131-8); M. Burris WOSC (nd); P. Maddox GFC (123-10); M. McClelland WOSC (nd)

1:00 SHOT PUT - Women: (Men follow) P. Wittenberg GFC (39-11); A. Kendall WOSC (39-5); D. Jester WOSC (37-1); V. Hissong WOSC (36-11); C. Funk GFC (36-8)

SHOT PUT - Men: K. Highberger WOSC (49-8); S. Sorenson WOSC (45-3); M. Watts GFC (44-6); S. Polen WOSC (nd); N. Whitham GFC (43-2)

1:00 LONG JUMP - Men: (Women follow) L. Conaway WOSC (22- $\frac{1}{2}$ ); R. Mobley WOSC (21-9); K. Wigley GFC (21-3); S. Graham GFC (21- $\frac{1}{4}$ ); T. Biamont WOSC (nd)

LONG JUMP - Women: S. Jensen WOSC (nm); S. Woolsey GFC (14-6); J. Klien WOSC (nm)

1:00 HIGH JUMP - Women: (Men follow) S. Woolsey GFC (5-2 $\frac{1}{2}$ ); S. Jensen WOSC (4-10)

HIGH JUMP - Men: K. Wigley GFC (6-6); L. Conaway WOSC (6-3 $\frac{1}{2}$ ); D. Moreland WOSC (6-2); D. Roberts WOSC (nh)

1:15 POLE VAULT: K. Corter WOSC (14-6); S. Graham GFC (12-6); L. Conaway WOSC (12-0); K. Meines GFC (nh); S. Anderson WOSC (nh)

After HT JAVELIN - Men: (Women follow) E. Nelson WOSC (224-1); M. Keisar WOSC (221-0); M. Watts GFC (186-1); N. Whitham GFC (174-6); D. Roberts WOSC(nd); S. Ragan GFC (nd)

JAVELIN - Women: D. Barnhurst WOSC (147-1); C. McCormick WOSC (141-2); S. Jensen WOSC (99-7)

After LJ TRIPLE JUMP: K. Wigley GFC (42- $\frac{1}{4}$ ); S. Graham GFC (41-10); J. LaGris WOSC (nd)

After Jav DISCUS - Men: (Women follow) N. Whitham GFC (148-10); M. Watts GFC (146-10); P. Maddox GFC (139-9); S. Sorenson WOSC (136-3); S. Polen WOSC (123-7); F. Slinger WOSC (nd)

DISCUS - Women: P. Wittenberg GFC (145-3); D. Jester WOSC (127-0); C. McCormick WOSC (118-2); V. Hissong WOSC (100-4); C. Funk GFC (96-8)

2:00 400m RELAY - Women: (Men follow) 2: WOSC

400m RELAY - Men: 2: WOSC (Mobley, Harry, Findling, Randle) 42.6;  
3: GFC (Onua, Wigley, Driesner, Young) 43.1

2:05 STEEPLECHASE: 1: K. James WOSC (nt); 2: K. Ball GFC (9:28.2); 3: C. VanCauteren WOSC (nt)

2:20 1500m - Women: 1: J. O'Leary WOSC (4:52.1); 2: K. Healy WOSC (4:58); 3: J. Richardson WOSC (5:09.7)





George Fox College/ University of Puget Sound  
George Fox Alums

Newberg, Oregon  
April 20, 1985

1:00 HAMMER THROW: S. Curtis A (nd); N. Whitham GFC (162-9); R. Phinney UPS (140);  
M. Watts GFC (131-8); P. Maddox GFC (126-6); S. Huisenga A (nd); D. Woollett UPS (99)

1:00 SHOT PUT - Women: (Men follow) P. Wittenberg GFC (39-10); C. Funk GFC (36-8);  
C. Baird UPS (32); K. Edler UPS (25)

SHOT PUT - Men: M. Watts GFC (45-4); D. Hyytinen UPS (44-8); S. Curtis A (nd);  
G. Hargrave UPS (43-8); N. Whitham GFC (43-2)

1:00 LONG JUMP - Men: (Women follow) S. Graham GFC (21-0); K. Egawa UPS (20-2);  
D. Woollett UPS (20-0); D. Wilkinson A (nd)

LONG JUMP - Women: M. Bassler UPS (15)

1:00 HIGH JUMP - Women: (Men follow) S. Woolsey GFC (5-2½); K. Foster UPS (5-0);  
M. Bassler UPS (4-10)

HIGH JUMP - Men: K. Wigley GFC (6-6); D. Smiley A (nh); B. Hinson UPS (6-4);  
D. Davis UPS (5-10)

1:15 POLE VAULT: S. Graham GFC (12-6); K. Meines GFC (12-6); D. Woollett UPS (10);  
B. Heydel A (nh)

fter HT JAVELIN: E. Buck A (nd); M. Watts GFC (186-1); N. Tomlinson UPS (177-11);  
P. Cozens A (nd); N. Whitham GFC (174-6); G. Hargrave UPS (157); B. Gotchel UPS (157);  
S. Ragan GFC (nd)

fter LJ TRIPLE JUMP: S. Graham GFC (42-4); D. Wilkinson A (nd); D. Davis UPS (40);  
S. Minnix UPS (40)

fter Jav DISCUS - Men: (Women follow) N. Whitham GFC (155-3); M. Watts GFC (146-10);  
S. Curtis A (nd); D. Hyytinen UPS (144); P. Maddox GFC (140-7); S. Huisenga A (nd);  
N. Tomlinson UPS (nd)

DISCUS - Women: P. Wittenberg GFC (145-3); C. Funk GFC (108-5); C. Baird UPS (93)

2:00 400m RELAY - Women: (Men follow) 2: UPS (Bassler, Edler, Steidl, Foster) nt

400m RELAY - Men: 2: UPS (Hospenthal, Minnix, Avery, Boone) 44.8;  
3: GFC (Onua, Driesner, Wigley, Young) 43.7

2:05 STEEPLECHASE: 1: D. Price GFC (nt); 2: J. Sowards UPS (9:39); 3: K. Ball GFC (9:28.2);  
4: R. Ware A (nt)

2:20 1500m - Women: (Men follow) 1: K. Mannon UPS (5:00); 2: P. Fairchild UPS (5:15);  
3: H. O'Neill UPS (5:15)

Orig. mailed to Paul Taylor 7/14/85.  
J.

ENTRY FORM

NAIA DISTRICT II

Heptathlon and Decathlon  
Championships

April 22 and 23, 1985

NORTHWEST NAZARENE COLLEGE  
Nampa, Idaho

George Fox College

Please list your athletes name, best marks, and total score on the form below:

Decathlon

Name	<u>Keith Wigley</u>	Total Score	<u>5889</u>
100 meter	<u>11.4 (11.3)</u>	110 meter hurdles	<u>16.1 16.0</u>
Long jump	<u>20-6 (21-3)</u>	Discus throw	<u>102-3</u>
Shot put	<u>32</u>	Pole vault	<u>11-8 (12-0)</u>
High jump	<u>6-3 (6-6)</u>	Javelin throw	<u>159-8</u>
400 meter dash	<u>53.8 (52.9)</u>	1500 meter run	<u>4:32.6</u>

( ) =  
open

Heptathlon

Name	<u>Sue Woolsey</u>	Total Score	<u>3417</u>
100 meter hurdles	<u>20.1 (19.8)</u>	Long jump	<u>13-11 (15-2)</u>
High jump	<u>5-2 1/4</u>	Javelin throw	<u>82-10</u>
Shot put	<u>23-9 (25-1)</u>	800 meter run	<u>2:55.9 (2:42)</u>
200 meter dash	<u>30.0 (28.8)</u>		

Return to:

Paul R. Taylor  
Track and Field Coach  
Northwest Nazarene College  
Nampa, ID 83651

Please postmark these entries by April 16, 1985. Just a reminder that we did away with the qualifying standards for these events for the district meet.

If you need additional forms, please duplicate.

WILLAMETTE UNIVERSITY - GEORGE FOX COLLEGE - COED MEET

April 25, 1985

MEN

EVENT: Hammer		Time	
Place	Name	Ht/Dist.	School
1.	Whicham	165-6	GF
2.	Gorman	153-11	WU
3.	Watts	137-6	GF
4.	Pykkonen	70-11	WU
5.			
6.			
7.			
8.			

EVENT: 440R		Time	
Place	Name	Ht/Dist.	School
1.		43.6	WU
2.			
3.			
4.			
5.			
6.			
7.			
8.			

EVENT: Steeplechase		Time	
Place	Name	Ht/Dist.	School
1.	Larabee	10:16.6	GF
2.	Truex	10:18.2	WU
3.			
4.			
5.			
6.			
7.			
8.			

EVENT: 1500		Time	
Place	Name	Ht/Dist.	School
1.	2 Ball	4:04.1	GF
2.	1 Mitchell	4:00.1	WU
3.	3 MacGinnitt	4:05.5	
4.			
5.			
6.			
7.			
8.			

EVENT: Long Jump		Time	
Place	Name	Ht/Dist.	School
1.	Graham	20-5	GF
2.	Folker	20-4½	WU
3.	Wigley	19-7½	GF
4.			
5.			
6.			
7.			
8.	GF 20 WU 20		

WOMEN

EVENT: 440R		Time	
Place	Name	Ht/Dist.	School
1.		52.3	WU
2.			
3.			
4.			
5.			
6.			
7.			
8.			

EVENT: 1500		Time	
Place	Name	Ht/Dist.	School
1.	Crisifulli	4:43.0	
2.			
3.			
4.			
5.			
6.			
7.			
8.			

EVENT: Long Jump		Time	
Place	Name	Ht/Dist.	School
1.	Woolsey	14-2½	GF
2.			
3.			
4.			
5.			
6.			
7.			
8.			

EVENT: High Jump		Time	
Place	Name	Ht/Dist.	School
1.	Woolsey	5-2	GF
2.	Moore	5-0	WU
3.			
4.			
5.			
6.			
7.			
8.			

EVENT: Javelin		Time	
Place	Name	Ht/Dist.	School
1.	Suess	94-4	WU
2.	Woolsey	85-6	WU
3.			
4.			
5.			
6.			
7.			
8.	GF 13 WU 18		



## MEN

EVENT: High Jump			
Place	Name	Ht/Dist.	School
1.	Kliwer	6-4	WU
2.	Wigley	6-2	GF
3.	Folker	5-10	WU
4.			
5.			
6.			
7.			
8.			

EVENT: High Hurdles			
Place	Name	Ht/Dist.	School
1.	Onua	14.9	WU
2.	Graham	15.3	WU
3.	4 Cedrose	16.2	WU
4.	3 Thorne	16.1	WU
5.	McKee	16.6	WU
6.			
7.			
8.			

EVENT: Triple Jump			
Place	Name	Ht/Dist.	School
1.	Graham	39-3 $\frac{1}{2}$	GF
2.	Youn	38-8	GF
3.			
4.			
5.			
6.			
7.			
8.			

EVENT: Pole Vault			
Place	Name	Ht/Dist.	School
1.	Helm	13-0	WU
2.			
3.			
4.			
5.			
6.			
7.			
8.			

EVENT: Javelin			
Place	Name	Ht/Dist.	School
1.	Bales	219-7	WU
2.	Watts	189-6	GF
3.	Thorne	169-10	WU
4.	Whitcham	160-0	GF
5.			
6.			
7.			
8.	GF 19	WU 21	

## WOMEN

EVENT: 400			
Place	Name	Ht/Dist.	School
1.	Blum, Jeanette	69.3	WU
2.	Alexander	65.2	WU
3.	Pressler	68.6	WU
4.			
5.			
6.			
7.			
8.			

EVENT: 100			
Place	Name	Ht/Dist.	School
1.	Klein	13.3	WU
2.			
3.			
4.			
5.			
6.			
7.			
8.			

EVENT: 800			
Place	Name	Ht/Dist.	School
1.	Blum, Julie	2:19.7	WU
2.	Mattson	2:21.4	GF
3.	Peters	2:25.1	GF
4.	Cammack	2:25.7	WU
5.	Jones	2:31.8	WU
6.			
7.			
8.			

EVENT: 200			
Place	Name	Ht/Dist.	School
1.	Klein	27.4	WU
2.	Mattson	28.8	GF
3.			
4.			
5.			
6.			
7.			
8.			

EVENT: 3000 & 5000			
Place	Name	Ht/Dist.	School
1.	Sanders	11:23.8	WU
2.	Peters	12:13.4	GF
3.			
4.	Crisifulli	19:04.8	WU
5.	Dierks	19:05.0	WU
6.			
7.			
8.	GF 10	WU 29	

## MEN

EVENT: 400		Time	
Place	Name	Ht/Dist.	School
1.	Elliott	49.8	WU
2.	Young	50.2	GF
3.	Seearce	50.9	WU
4.	Mitchell, C.	51.1	WU
5.			
6.			
7.			
8.			

EVENT: 100		Time	
Place	Name	Ht/Dist.	School
1.	Torquato	10.9	WU
2.	Gilstrap	11.1	WU
3.	Onua	11.5	GF
4.			
5.			
6.			
7.			
8.			

EVENT: 800		Time	
Place	Name	Ht/Dist.	School
1.	Uomini	1:56.8	WU
2.	Duley	1:58.2	WU
3.	Catten	1:59.1	WU
4.	Rall, S.	1:59.1	GF
5.			
6.			
7.			
8.			

EVENT: 440H		Time	
Place	Name	Ht/Dist.	School
1.	DeVylidere	54.3	WU
2.	Folker	55.7	WU
3.	Graham	56.0	WU
4.	Graham	60.2	GF
5.			
6.			
7.			
8.			

EVENT: 200		Time	
Place	Name	Ht/Dist.	School
1.	Torquato	23.3	WU
2.	Young	23.3	GF
3.	Gilstrap	23.4	WU
4.	Thorne	23.9	WU
5.			
6.			
7.			
8.	GF 7	WU 38	

## WOMEN

EVENT: Mile Relay		Time	
Place	Name	Ht/Dist.	School
1.		4:12.2	WU
2.			
3.			
4.			
5.			
6.			
7.			
8.			

EVENT: Discus		Time	
Place	Name	Ht/Dist.	School
1.	Wittenberg	135-10½	GF
2.	Punk	99-11	GF
3.	Suess	96-½	WU
4.			
5.			
6.			
7.			
8.			

EVENT: Shot Put		Time	
Place	Name	Ht/Dist.	School
1.	Wittenberg	38-8½	GF
2.	Punk	36-3½	GF
3.	Suess	34-3	WU
4.			
5.			
6.			
7.			
8.			

EVENT:		Time	
Place	Name	Ht/Dist.	School
1.	Womens		
2.			
3.			
4.	Final Team Score		
5.			
6.	WU 54 GF 39		
7.			
8.			

EVENT:		Time	
Place	Name	Ht/Dist.	School
1.			
2.			
3.			
4.			
5.			
6.			
7.			
8.	GF 16 WU 7		

EVENT: 5000		Time	
Place	Name	Ht/Dist.	School
1.	Yunker	15:20.9	WU
2.	Donavan	15:42.8	WU
3.	Wian	15:49.5	WU
4.	Larabee	15:56.7	GF
5.	Price	16:47.6	GF
6.			
7.			
8.			

EVENT: Mile Relay		Time	
Place	Name	Ht/Dist.	School
1.		3:29.5	WU
2.			
3.			
4.			
5.			
6.			
7.			
8.			

EVENT: Shot Put		Time	
Place	Name	Ht/Dist.	School
1.	Novotney	51- $\frac{1}{2}$	WU
2.	Watts	44-2	GF
3.	Gorman	42-7	WU
4.	Whittem	39- $11\frac{1}{4}$	GF
5.	Pykkonen	39-11	WU
6.	Maddox	37-8	GF
7.			
8.			

EVENT: Discus		Time	
Place	Name	Ht/Dist.	School
1.	Whitham	144-0	GF
2.	Watts	143-2	GF
3.	Novotney	139-6	WU
4.	Maddox	127-5	GF
5.	Gorman	115-1	WU
6.	Pykkonen	114-8	WU
7.			
8.			

EVENT:		Time	
Place	Name	Ht/Dist.	School
1.			
2.			
3.			
4.			
5.			
6.			
7.			
8.			

EVENT:		Time	
Place	Name	Ht/Dist.	School
1.			
2.			
3.			
4.			
5.			
6.			
7.			
8.			

EVENT:		Time	
Place	Name	Ht/Dist.	School
1.			
2.			
3.			
4.			
5.			
6.			
7.			
8.			

EVENT:		Time	
Place	Name	Ht/Dist.	School
1.			
2.			
3.			
4.			
5.			
6.			
7.			
8.			

EVENT:		Time	
Place	Name	Ht/Dist.	School
1.			
2.			
3.			
4.			
5.			
6.			
7.			
8.			

EVENT:		Time	
Place	Name	Ht/Dist.	School
1.			
2.			
3.			
4.			
5.			
6.			
7.			
8.			



# Willamette Track

GEORGE FOX COLLEGE COED DUAL MEET at  
April 25, 1985

Willamette University  
SALEM OREGON 97301

3:00 PM HAMMER THROW--Record--Curtis GF 164-10 1982  
GF--Whitham, Watts, Maddox WU--Gorman, Pykkonen

POLE VAULT--Record--Heydel GF 14-6 1983  
GF--Graham, Meines WU--Helm

LONG JUMP--Record--Koroma GF 23-0 1978  
GF--Wigley, Graham WU--Folker, Spain

LONG JUMP(W)--Record--Robinson WU 16-11 $\frac{1}{4}$  1983  
GF--Woolsey WU--Moore

JAVELIN--Record--Wheeler WU 207-10 1977  
GF--Watts, Whitham, Maddox WU--Bales, Thorne

JAVELIN(W)--Record--Marsh WU 153-5 1982  
GF--Woolsey 7 WU--Suess, Moore

SHOTPUT(W)--Record--Gurske GF 41-2  $\frac{3}{4}$  1982  
GF--Wittenberg, Funk WU--Suess

SHOTPUT--Record--Bean 50-7 1979  
GF--Watts, Whitham, *Maddox* WU--Novotney, Gorman, Pykkonen

HIGH JUMP(W)--Record--Groeneveld GF 5-3 1984  
GF--Woolsey WU--Moore

HIGH JUMP--Record--James GF 6-8 1981  
GF--Wigley WU--Kliwer, Folker

After LJ TRIPLE JUMP--Record--Brown WU 46-6  $\frac{3}{4}$  1981  
GF--Graham *Young* WU--

After SP DISCUS(W)--Record--Hill WU 138-2 1984  
GF--Wittenberg, Funk WU--Suess

DISCUS--Record--Lander WU 148-5 1979  
GF--Whitham, Maddox, Watts WU--Novotney, Pykkonen, Gorman

3:55 PM STEEPLECHASE--Record--Elikstad GF 8:49.8 1979  
GF--*Guzman*, Larabee WU--Heidel, Truex

3:45 PM 440 RELAY--Record--Willamette 50.4 1984 (WOMEN WILL RUN 1st)  
GF-- WU--Blum, Blum, McKenzie, Klein

440 RELAY--Record--George Fox 41.8 1978  
GF--*Cnua*, Driesner, Wigley, Young WU--Torquato, Folker, Elliott, Gilstrap

4:10 PM 1500m RUN(W)--Record--Crisifulli WU 4:56.5 1984 (Men & Women together)  
GF-- WU--Crisifulli



NAIA DISTRICT 2 RECORDS (Women)

100m	12.1	Antonette Blythe	Northwest Nazarene	1983
200m	25.6	Tammy Moland	Willamette	1984
400m	58.7	Kelly Wosepka	Univ. of Portland	1983
800m	2:16.3	Julie Blum	WU	1985
1500m	4:33.3	Ann Manning	UP	1985
3000m	9:33.6	Ann Manning	UP	1985
5000m	16:58.8	Clare Krill	UP	1985
10000m	37:41.1	Molly Ostlund	UP	1985
100HH	15.2	Sandy Stearns	Western Oregon State	1984
400IH	1:03.1	Petra Johnson	Linfield	1985
400 Relay	49.0	Galloway, Price Johnson, Blythe	Northwest Nazarene	1984
Mile Relay	3:59.4	Linfield	Linfield	1985
Long Jump	18-2 3/4	Cindy Fulks	Western Baptist	1983
High Jump	5-8	Sandy Stearns	Western Oregon State	1984
Shotput	45-10 1/4	Paige Daugherty	Lewis & Clark	1984
Discus	140-3	Wanda Strutko	Lewis & Clark	1985
Javelin	152-9	Sandy Bean	SOSC	1985
Heptathlon	4845	Sandy Stearns	Western Oregon State	1984
4x800 Relay	9:50.0	WOSC	Western Oregon State	1985
Marathon	3:06.47	Nadine Price	Linfield	1984
880 Medley Relay	1:50.4	Moland, Klein, Slavich, Roth	Willamette	1984

NAIA DISTRICT 2 RECORDS (Men)

100m	10.4	Gregg Griffin	George Fox	1977
		Terry Hendrix	Southern Oregon State	1983
200m	21.1	Keith Shriver	Linfield	1969
		Mark Burt	Pacific	1976
400m	47.2	Carl Shaw	Linfield	1976
800m	1:50.8	Bruce Vogel	Oregon College	1972
1500m	3:49.7	Steve Hills	Northwest Nazarene	1975
Steeplechase	8:53.9	Kelly Jensen	Southern Oregon State	1978
5000m	14:22.4	Steve Blikstad	George Fox	1979
10000m	30:25.3	Don Stearns	Eastern Oregon State	1981
110 HH	14.0	Rick Fergesen	Lewis & Clark	1977
400 IH	52.1	Tim Gilbert	Northwest Nazarene	1978
400 Relay	41.7	Carter, Lazelle, Smith, King	Linfield	1976
		Koroma, Reynolds, Neeley, Griffin	George Fox	1978
Mile Relay	3:14.8	Lazelle, Minors, Carter, Shaw	Linfield	1976
Shotput	56-5 1/2	Ken Patera	Portland State	1963
Discus	170-11	Harland Yriarte	Southern Oregon State	1969
Javelin	249-6	Tony Grant	Oregon Tech	1972
Hammer	173-11	Todd Goergen	Willamette	1984
High Jump	6-10 1/4	Scott Wallace	Willamette	1980
Long Jump	24-3/4	Ron Mobley	Western Oregon State	1984
Triple Jump	48-10 1/4	Randy Jones	Pacific	1979
Pole Vault	15-7 3/4	Mark Unicume	Northwest Nazarene	1984
Decathlon	7154	Mark Burt	Pacific	1976
Marathon	2:22:06	Larry Miller	Southern Oregon State	1974
10K Walk	46:46.5	Sam Shick	Lewis & Clark	1981

DISTRICT 2 TRACK & FIELD CHAMPIONSHIPS  
COLCORD FIELD - NEWBERG, OREGON  
MAY 10-11, 1985

MARATHON  
February 23, 1985 -- Seaside, Oregon

MEN

1. Dwight Larabee	GFC	2:37:26
*Greg Miller	EOSC	2:43:10
2. Bob Frost	LINFIELD	2:47:41
3. Scott Martin	SOSC	2:48:41
4. Dan Price	GFC	2:51:17
5. John Gord	NNC	2:57:53
6. Ron Richards	NNC	2:59:36
7. Mark Young	NNC	3:04:02
8. DeWayne Williams	NNC	3:09:41

\*EOSC is not fielding a track team in 1985.

WOMEN

1. Kathleen Welland	L&C	3:14:35
2. Tammy Jarolinek	WOSC	3:23:57
3. Laura Lewallen	L&C	3:28:48
4. Katy Hannon	LINFIELD	3:29:00

31st ANNUAL

# DISTRICT 2 TRACK & FIELD CHAMPIONSHIPS



George Fox College  
Newberg, Oregon

MAY 10-11, 1985

# NAIA DISTRICT 2 RECORDS (Women)

100m	12.1	Antonette Blythe	Northwest Nazarene	1983
200m	25.6	Tammy Moland	Willamette	1984
400m	58.7	Kelly Wosepka	Univ. of Portland	1983
800m	2:17.2	Gayle Roth	Willamette	1983
1500m	4:42.1	Michelle Wentzel	Western Oregon State	1984
3000m	9:57.5	Bridget Cooke	Western Oregon State	1983
5000m	17:28.6	Bridget Cooke	Western Oregon State	1983
10000m	37:45.0	Kathy Keller	Univ. of Portland	1983
100 HH	15.2	Sandy Stearns	Western Oregon State	1984
400 IH	1:04.6	Cindy Fulks	Western Baptist	1983
		Gayle Roth	Willamette	1984
400 Relay	49.0	Galloway, Price, Johnson, Blythe	Northwest Nazarene	1984
Mile Relay	4:03.3	Moland, Meredith, Slavich, Roth	Willamette	1984
Long Jump	18-2 3/4	Cindy Fulks	Western Baptist	1983
High Jump	5-8	Sandy Stearns	Western Oregon State	1984
Shotput	45-10 1/4	Paige Daugherty	Lewis & Clark	1984
Discus	139-1	Paula Wittenberg	George Fox	1984
Javelin	150-10	Kathy Sanders	Linfield	1984
Heptathlon	4845	Sandy Stearns	Western Oregon State	1984
4x880 Relay	10:05.7	Alexander, Jones, Rose, L. Robinson	Willamette	1983
Marathon	3:06.47	Nadine Price	Linfield	1984
880 Medley Relay	1:50.4	Moland, Klein, Slavich, Roth	Willamette	1984

# NAIA DISTRICT 2 RECORDS (Men)

100m	10.4	Gregg Griffin	George Fox	1977
		Terry Hendrix	Southern Oregon State	1983
200m	21.1	Keith Shriver	Linfield	1969
		Mark Burt	Pacific	1976
400m	47.2	Carl Shaw	Linfield	1976
800m	1:50.8	Bruce Vogel	Oregon College	1972
1500m	3:49.7	Steve Hills	Northwest Nazarene	1975
Steeplechase	8:53.9	Kelly Jensen	Southern Oregon State	1978
5000m	14:22.4	Steve Blikstad	George Fox	1979
10000m	30:25.3	Don Stearns	Eastern Oregon State	1981
110 HH	14.0	Rick Fergesen	Lewis & Clark	1977
400 IH	52.1	Tim Gilbert	Northwest Nazarene	1978
400 Relay	41.7	Carter, Lazelle, Smith, King	Linfield	1976
		Koroma, Reynolds, Neeley, Griffin	George Fox	1978
Mile Relay	3:14.8	Lazelle, Minors, Carter, Shaw	Linfield	1976
Shotput	56-5 1/2	Ken Patera	Portland State	1963
Discus	170-11	Harland Yriarte	Southern Oregon State	1969
Javelin	249-6	Tony Grant	Oregon Tech	1972
Hammer	173-11	Todd Goergen	Willamette	1984
High Jump	6-10 1/4	Scott Wallace	Willamette	1980
Long Jump	24-3/4	Ron Mobley	Western Oregon State	1984
Triple Jump	48-10 1/4	Randy Jones	Pacific	1979
Pole Vault	15-7 3/4	Mark Unicume	Northwest Nazarene	1984
Decathlon	7154	Mark Burt	Pacific	1976
Marathon	2:22:06	Larry Miller	Southern Oregon State	1974
10K Walk	46:46.5	Sam Shick	Lewis & Clark	1981



GEORGE FOX COLLEGE

## Women's

Coach: Rob Parker

- 200. Funk, Cheryl
- 201. Mattson, Kay
- 202. Peters, Jodi
- 203. Wittenberg, Paula
- 204. Woolsey, Sue

Men's Coach: Rich Allen

- 205. Ball, Kevin
- 206. Ball, Scott
- 207. Driesner, Dave
- 208. Gildehaus, Jerred
- 209. Graham, Steve
- 210. Guzman, Jeff
- 211. Larabee, Dwight
- 212. Maddox, Paul
- 213. Meines, Ken
- 214. Onua, Adolphus
- 215. Price, Dan
- 216. Raan, Dean
- 217. Ragan, Scott
- 218. Roley, Ron
- 219. Watts, Mike
- 220. Whitham, Nathan
- 221. Wigley, Keith
- 222. Young, Mark

LEWIS & CLARK COLLEGE

## Women's

Coach: David Fix

- 223. Ardinger, Liz
- 224. Arnadottir, Helga
- 225. Daugherty, Paige
- 226. Duchow, Sandy
- 227. Finaly, Megan
- 228. Jacobs, Lisa
- 229. Kornegay, Janet
- 230. Kurtz, Kathryn
- 231. Lewallen, Laura
- 232. Lowell, Sarah
- 233. Mann, Robyn
- 234. Marks, Paulette
- 235. Murray, Susan
- 236. Perham, Kathy
- 237. Steimle, Tisha
- 238. Strutko, Wanda
- 239. Underwood, Laurie
- 240. Welland, Kathleen

Men's Coach: David Fix

- 241. Ares, Ron
- 242. Beery, Greg
- 243. Carrigan, Cy
- 244. Clark, Tim
- 245. Coombs, Randy
- 246. Damm, Mike
- 247. Dippolito, Bill
- 248. Dunn, Rob
- 249. Fisher, Steve
- 250. Geiger, Tom
- 251. Jones, Trent
- 252. Lord, Deron
- 253. Mamizuka, Harry
- 254. Mell, Tom
- 255. Meyer, Pat
- 256. Pressley, Mike
- 257. Rebischke, Armand
- 258. Reynolds, Kirk
- 259. Ritenhouse, Duke
- 260. Ropes, Toby
- 261. Shaw, Loren
- 262. Trotter, David
- 263. Wegner, Doug
- 264. Wilson, Jeff

LINFIELD COLLEGE

## Women's

Coach: Rudy Pearson

- 265. Graham, Lori
- 266. Hannon, Katy
- 267. Johnson, Petra
- 268. Kincheloe, Kathleen
- 269. Mortensen, Janet
- 270. Nichols, Lisa
- 271. Preiss, Lorraine
- 272. Sieverling, Lisa
- 273. Thomson, Mary
- 274. Woodside, Shelly

Men's Coach: George Oja

- 275. Albrecht, John
- 276. Alward, Joe
- 277. Bowman, Jeff
- 278. Brown, Curtis
- 279. Carlson, Kip
- 280. Culbert, Greg
- 281. Cunningham, Derwin
- 282. Dean, Doug
- 283. Erickson, Dave
- 284. Ferrenburg, Kelly
- 285. Friess, Mike
- 286. Frost, Bob
- 287. Gore, Jesse
- 288. Hodl, Dave
- 289. Johnstone, Colin
- 290. Kemp, Carl
- 291. Kobow, Kyle
- 292. Lingenfelter, Dana
- 293. Marsters, Kele
- 294. O'Leary, Dan
- 295. Pettis, Dwayne
- 296. Prevedello, John
- 297. Pruitt, Andre
- 298. Townlin, Tracy
- 299. Voyles, Scott
- 300. Wagner, Dave
- 301. Whitlow, Ray
- 302. Will, Greg
- 303. Wyatt, James

NORTHWEST NAZARENE COLLEGE

## Women's

Coach: Jean Horwood

- 304. Carpenter, Karen
- 305. Carter, Melinda
- 306. Chua, Chris
- 307. Duncan, Holly
- 308. Fitz, Diana
- 309. Galloway, Shana
- 310. Tucher, Clydine
- 311. Zellmer, Jana

Men's Coach: Paul R. Taylor

- 312. Curl, Steve
- 313. Donaldson, Marty
- 314. Edwards, Doug
- 315. Gilbert, Mike
- 316. Henderson, Mike
- 317. Maves, Randy
- 318. Oord, John
- 319. Richards, Ron
- 320. Rogers, Dave
- 321. Wallace, Scott
- 322. Wyborne, Hank
- 323. Yerger, Steve
- 324. Young, Mark

PACIFIC UNIVERSITY

## Women's

Coach: Greg Jacob

- 325. Campbell, Beth
- 326. Leong, Cathy
- 327. McDonald, Catherine
- 328. Myers, Torie
- 329. Norris, Regina

Men's Coach: Joe Boyd

- 330. Crutch, Carlos
- 331. Harwell, Donald
- 332. Ogden, John
- 333. Ripley, John
- 334. Young, Ford

SOUTHERN OREGON STATE

## Women's

Coach: Gerald Insley

- 335. Amos, Ila
- 336. Bean, Sandy
- 337. Best, Alice
- 338. Brunsdon, Dayna
- 339. Dodson, Mary
- 340. Garrison, Debbie
- 341. Hertz, Lisa
- 342. Hiatt, Cathy
- 343. Patrick, Pam
- 344. Walker, Gina
- 345. Williams, Diane

Men's Coach: Monty Cartwright

- 346. Beck, David
- 347. Bieberdorf, Darren
- 348. Collins, Todd
- 349. Doverberg, Cary
- 350. Fulton, Jim
- 351. Granger, Shaun
- 352. Hill, Joe
- 353. Jones, Phil
- 354. Martin, Scott
- 355. McClellan, Clint
- 356. McCoy, Bryan
- 357. McCloughlin, Kevin
- 358. Munro, Jeff
- 359. Parker, Ivan Jim
- 360. Rupp, Tim
- 361. Roskoski, Ron
- 362. Settell, Randy
- 363. Schaan, Mike
- 364. Taylor, Kevin
- 365. Tompkins, Dan
- 366. Volkman, Jim
- 367. Walker, Tyler
- 368. Wesphal, Mark
- 369. Willaman, Mark
- 370. Young, Willie

UNIVERSITY OF PORTLAND

## Women's

Coach: Mike Johnson

- 371. Brock, Linda
- 372. Buhler, Cathy
- 373. Hillenkamp, Mary
- 374. Johnston, Kristy
- 375. Kosztics, Theresa
- 376. Krill, Clare
- 377. Manning, Ann
- 378. Mullin, Julie
- 379. Nemarnik, Nancy
- 380. Ostlund, Molly
- 381. Pizer, Carrie

WESTERN OREGON STATE

## Women's

Coach: Don Spinas

- 382. Barnhurst, Debbie
- 383. Blackman, Pam
- 384. Dick, Debra
- 385. Hanson, Laurie
- 386. Healey, Kathy
- 387. Hissong, Vickie
- 388. Howard, Radona
- 389. Jarolimek, Tammy
- 390. Jensen, Sharon
- 391. Kendall, Allyson
- 392. Klien, Joyce
- 393. Kurtz, Sandra
- 394. McCormick, Cyd
- 395. O'Leary, Julie
- 396. O'Leary, Kathryn
- 397. Richardson, Julie
- 398. Seuell, Cathy
- 399. Wegener, Sheron
- 400. Young, Tammy

Men's Coach: Don Spinas

- 401. Anderson, Scott
- 402. Biamont, Tim
- 403. Burris, Larry
- 404. Carter, Kelly
- 405. Conaway, Larry
- 406. Dixon, Mike
- 407. Fahey, Jim
- 408. Findling, Karl
- 409. Harry, Torrae
- 410. Howard, Terry
- 411. James, Ken
- 412. Keisur, Mike
- 413. Ladd, Doug
- 414. Lind, Brandt
- 415. McClelland, Mike
- 416. McGill, Darren
- 417. McHugh, John M.
- 418. McNealy, Shaun
- 419. Mobley, Ron
- 420. Nelson, Eric
- 421. Pohll, Greg
- 422. Polen, Scott
- 423. Randle, Pat
- 424. Sele, Jason
- 425. Sherry, Nelson
- 426. Sorenson, Soren
- 427. VanCauteren, Chris
- 428. Woosley, Tad

WILLAMETTE UNIVERSITY

## Women's

Coach: Charles Bowles

- 429. Alexander, Spring
- 430. Blum, Jeanette
- 431. Blum, Julie
- 432. Cammack, Kelli
- 433. Crisifulli, Kara
- 434. Dierks, Krista
- 435. Klein, Kim
- 436. Jones, Cathy
- 437. McKenzie, Kelly
- 438. Moore, Kathy
- 439. Pressler, Suzanne
- 440. Sanders, Jenny
- 441. Suess, Chris

Men's Coach: Charles Bowles

- 442. Bales, Brad
- 443. Catalani, Rick
- 444. Catton, Jack
- 445. Connors, Kevin
- 446. DeVyldere, Bob
- 447. Donovan, John
- 448. Duley, John
- 449. Edmark, James
- 450. Elliott, Sid
- 451. Folker, Randy
- 452. Gedrose, Jeff
- 453. Gilstrap, Brian
- 454. Gilroy, David
- 455. Gorman, Jim
- 456. Graham, Tyler
- 457. Healy, Scott
- 458. Helm, Ken
- 459. Jacobs, Randy
- 460. Kilday, Jeff
- 461. Kliewer, Rob
- 462. MacGinnittie, Rob
- 463. Mackie, Greg
- 464. McKee, Craig
- 465. Mitchell, Andy
- 466. Mitchell, Charles
- 467. Novotney, David
- 468. O'Donnell, Troy
- 469. Searce, David
- 470. Thorne, Curtis
- 471. Torquato, Rich
- 472. Uomini, Steve
- 473. Winn, Doug
- 474. Yunker, Paul

## RESULTS OF EVENTS ALREADY COMPLETED

### MARATHON (February 23rd at Seaside)

<u>Men</u>			<u>Women</u>		
1.	Dwight Larabee	GFC 2:37:26	1.	Kathleen Welland	L&C 3:14:35
*	Greg Miller	EOSC 2:43:10	2.	Tammy Jarolimek	WOSC 3:23:57
2.	Bob Frost	Lin 2:47:41	3.	Laura Lewallen	L&C 3:28:48
3.	Scott Martin	SOSC 2:48:41	4.	Katy Hannon	Lin 3:29:00
4.	Dan Price	GFC 2:51:17			
5.	John Oord	NNC 2:57:53			
6.	Ron Richards	NNC 2:59:36			

\* EOSC is not fielding a track team in 1985.

### DECATHLON (April 22-23 at Nampa, ID)

1.	Larry Conaway	WOSC 6735
2.	Keith Wigley	GFC 6257
3.	Mike Gilbert	NNC 6172
4.	Randy Coombs	L&C 5975
5.	Scott Healy	WU 5888
6.	Scott Anderson	WOSC 5748

### HEPTATHLON

1.	Petra Johnson	Lin 4587
2.	Sharon Jensen	WOSC 4502
3.	Lisa Jacobs	L&C 4176
4.	Shana Galloway	NNC 3719
5.	Sarah Lowell	L&C 3663
6.	Sue Woolsey	GFC 3355

## DISTRICT 2 MEET ENTRIES

### 1. DISCUS(Men) (138-8) 12:00 Friday

1.	Deron Lord	L&C 166-0
2.	Nathan Whitham	GFC 155-3
3.	Randy Settell	SOSC 153-10
4.	Jim Parker	SOSC 153-4
5.	Paul Maddox	GFC 148-7
6.	Mike Schaan	SOSC 147-0
7.	Mike Watts	GFC 146-10
8.	David Novotney	WU 142-10
9.	Mike Pressley	L&C 139-5
10.	Jim Fulton	SOSC 136-4
11.	Soren Sorenson	WOSC 136-3
12.	Steve Curl	NNC 134-6
13.	Greg Culbert	Lin 132-1

### DISCUS(Women) (110-8) 12:00 Friday

1.	Paula Wittenberg	GFC 145-3
2.	Wanda Strutko	L&C 136-2
3.	Cyd McCormick	WOSC 130-3
4.	Debbie Garrison	SOSC 130-0
5.	Paige Dougherty	L&C 124-2
6.	Torie Myers	Pac 118-7
7.	Robyn Mann	L&C 115-3
8.	Catherine McDonald	Pac 109-6
9.	Cheryl Funk	GFC 108-5
10.	Chris Suess	WU 99-7

### 2. LONG JUMP(Men) (21-5) 12:00 Friday

1.	Kevin Connors	WU 22-8
2.	Larry Conaway	WOSC 22-7
3.	Randy Folker	WU 21-11½
4.	Ron Mobley	WOSC 21-9
5.	Kelly Ferrenburg	Lin 21-8½
6.	Randy Coombs	L&C 21-7½
7.	Steve Graham	GFC 21-4½
8.	Dave Erickson	Lin 21-4½
9.	Keith Wigley	GFC 21-3
10.	Donald Harwell	Pac 20-6
11.	Jeff Munro	SOSC 20-1

### LONG JUMP(Women) (16-1) 12:00 Friday

1.	Sharon Jensen	WOSC 17-5
2.	Mary Dodson	SOSC 17-4
3.	Shelly Woodside	Lin 17-3 3/4
4.	Sandy Duchow	L&C 16-9
5.	Joyce Klien	WOSC 16-8
6.	Lisa Jacobs	L&C 16-2½
7.	Sarah Lowell	L&C 16-1½
8.	Sue Woolsey	GFC 15-4½



## 3. 4x800 RELAY(Women) 12:00 Friday

1.	UP	9:35.1
2.	L&C	nt
3.	WOSC	nt
4.	WU	nt

## 10000m (M) (33:21.7) 12:15 Friday

1.	Mike Friess	Lin	30:33.4
2.	James Wyatt	Lin	31:42.0
3.	Paul Yunker	WU	31:59.8
4.	Bob Frost	Lin	32:27.4
5.	Ray Whitlow	Lin	32:27.7
6.	David Gilroy	WU	32:36.0
7.	Kirk Reynolds	L&C	33:04.6
8.	John Donovan	WU	33:33.0
9.	Jeff Wilson	L&C	33:36.3
10.	Dwight Larabee	GFC	33:54.9
11.	Scott Martin	SOSC	34:32
12.	Greg Mackie	WU	nt
13.	Mark Mohnen	WOSC	nt
14.	Mark Young	NNC	nt

## 5. 3000(Women) (10:40.4) 12:55 Friday

1.	Ann Manning	UP	9:23.8
2.	Clare Krill	UP	9:50.1
3.	Kara Crisifulli	WU	9:57.35
4.	Kristy Johnston	UP	10:00.3
5.	Molly Ostlund	UP	10:06.1
6.	Julie Mullin	UP	10:15.0
7.	Mary Hillenkamp	UP	10:30.0
8.	Susan Murray	L&C	10:56.7
9.	Laura Lewallen	L&C	11:05.9
10.	Pam Blackman	WOSC	11:07.1
11.	Laurie Underwood	L&C	11:13.4
12.	Kathleen Welland	L&C	11:15.5
13.	Kathryn Kurtz	L&C	11:39.6

## 6. HAMMER THROW(Men) (141-5) 2:00 Friday

1.	Deron Lord	L&C	176-11
2.	Nathan Whitham	GFC	165-6
3.	Mike Pressley	L&C	162-4
4.	Scott Polen	WOSC	156-3
5.	Jim Gorman	WU	152-11
6.	Larry Burris	WOSC	149-4
7.	Kyle Kobow	Lin	142-4
8.	Jim Parker	SOSC	141-9
9.	Mike McClelland	WOSC	140-8
10.	Mike Watts	GFC	139-2
11.	Doug Dean	Lin	138-9

## 7. HIGH JUMP(Men) (6-2) 2:00 Friday

1.	Larry Conaway	WOSC	6-6½
2.	Joe Hill	SOSC	6-6
3.	Shaun Granger	SOSC	6-6
4.	Keith Wigley	GFC	6-6
5.	Scott Healy	WU	6-5
6.	Dan Tompkins	SOSC	6-4
7.	Rob Kleiwer	WU	6-4
8.	Dwayne Pettis	Lin	6-3
9.	Jim Volkman	SOSC	6-2
10.	Dan Roberts	WOSC	6-2
11.	Randy Coombs	L&C	6-1
12.	Pat Meyer	L&C	6-1
13.	Tim Clark	L&C	6-0
14.	Tracy Townlin	Lin	6-0

## 8. 10000m(Women) (NS) 3:15 Friday

1.	Clare Krill	UP	35:00.14
2.	Kristy Johnston	UP	37:12.45
3.	Jenny Sanders	WU	40:08
4.	Laura Lewallen	L&C	40:21.3
5.	Kathleen Welland	L&C	41:28.3
6.	Katy Hannon	Lin	nt
7.	Cathy Hiatt	SOSC	nt
8.	Molly Ostlund	UP	nt
9.	Tammy Jarolimek	WOSC	nt

\*\* Entered 5-5-85; Not on official entry list.

## 9. 880 MEDLEY RELAY(W) 4:05 Friday

1.	NNC	1:58.5
2.	Lin	2:02.0
3.	L&C	nt
4.	SOSC	nt
5.	WOSC	nt
6.	WU	nt

## 10. STEEPLECHASE(M) (9:52.1) 4:15 Friday

1.	Ken James	WOSC	9:20.4
2.	Kevin Ball	GFC	9:28.2
3.	James Edmark	WU	9:31.0
4.	Scott Ball	GFC	9:32.1
5.	Ron Ares	L&C	9:36.8
6.	John Oord	NNC	9:39.6
7.	Tom Geiger	L&C	9:41.6
8.	Duke Ritenhouse	L&C	9:44.9

## 1. SHOTPUT(M) (47-4) 12:00 Saturday

1.	Randy Settell	SOSC	54-2½
2.	David Novotney	WU	53-8½
3.	Jim Parker	SOSC	53-5
4.	Mike Pressley	L&C	51-1
5.	Deron Lord	L&C	49-8½
6.	Soren Sorenson	WOSC	46-4½
7.	Hank Wyborney	NNC	45-11
8.	Mike Watts	GFC	45-8
9.	Ford Young	Pac	45-8
10.	Kyle Kobow	Lin	45-½
11.	Jim Gorman	WU	44-1½

## 2. SHOTPUT(W) (35-10) 12:00 Saturday

1.	Paige Dougherty	L&C	45-3½
2.	Debbie Garrison	SOSC	39-11
3.	Paula Wittenberg	GFC	39-10½
4.	Allyson Kendall	WOSC	39-9
5.	Vickie Hissong	WOSC	38-11½
6.	Robyn Mann	L&C	38-10
7.	Wanda Strutko	L&C	38-2
8.	Cheryl Funk	GFC	36-8
9.	Chris Suess	WU	36-4½

## 3. JAVELIN(W) (111-7) 12:00 Saturday

1.	Regina Norris	Pac	156-10
2.	Debbie Barnhurst	WOSC	148-1
3.	Sandy Bean	SOSC	147-7
4.	Cyd McCormick	WOSC	145-6
5.	Karen Carpenter	NNC	131-4
6.	Paige Dougherty	L&C	116-10
7.	Janet Kornegay	L&C	102-4
8.	Chris Suess	WU	94-4

## 4. JAVELIN(M) (181-4) 12:00 Saturday

1.	Eric Nelson	WOSC	224-1
2.	Mike Keisur	WOSC	221-3
3.	Brad Bales	WU	219-7
4.	Dave Wagner	Lin	205-10
5.	Doug Ladd	WOSC	202-11
6.	Clint McClellan	SOSC	194-5
7.	Tyler Walker	SOSC	193-1
8.	Mike Damm	L&C	191-2
9.	Mike Watts	GFC	189-6
10.	Doug Dean	Lin	185-11
11.	Doug Edwards	NNC	185-3
12.	Cary Dovenberg	SOSC	181-11
13.	Larry Conaway	WOSC	179-8
14.	Curtis Thorne	WU	173-5

## 5. POLE VAULT(M) (13-0) 12:00 Saturday

1.	Kelly Carter	WOSC	14-6
2.	Kevin Taylor	SOSC	14-3
3.	Doug Edwards	NNC	14-0
4.	Randy Coombs	L&C	14-0
5.	Ken Helm	WU	13-8
6.	Scott Anderson	WOSC	13-0
7.	Scott Healy	WU	13-0
8.	Bill Dippolito	L&C	12-6
9.	Steve Graham	GFC	12-6
10.	Ken Meines	GFC	12-6
11.	Cary Dovenberg	SOSC	12-6
12.	Rob Dunn	L&C	12-0
13.	Doug Wegner	L&C	12-0
14.	John Oeden	Pac	12-0

## 6. 10000 WALK(M) (NS) 12:00 Saturday

1.	Trent Jones	L&C	50:14.0
2.	Randy Jacobs	WU	53:52.4
3.	Loren Shaw	L&C	nt
4.	Terry Howard	WOSC	nt
5.	Gregg Pohll	WOSC	nt
6.	Nelson Sherry	WOSC	nt
7.	Mark Welliman	SOSC	nt
8.	Jeff Kilday	WU	nt
9.	Troy O'Donnell	WU	nt
10.	Dwight Larabee	GFC	nt
11.	Dan Price	GFC	nt

## 7. HIGH JUMP(W) (4-11) 1:00 Saturday

1.	Sue Woolsey	GFC	5-2½
2.	Lisa Jacobs	L&C	5-2
3.	Kathy Moore	WU	5-2
4.	Lisa Hertz	SOSC	5-2
5.	Sandy Duchow	L&C	5-0
6.	Kathleen Kincheloe	Lin	5-0
7.	Tisha Steimle	L&C	4-11
8.	Sarah Lowell	L&C	4-10½
9.	Sharon Jensen	WOSC	4-10

## 8. TRIPLE JUMP(M) (42-11) 1:00 Saturday

1.	Kevin Connors	WU	48-5½
2.	John Prevedello	Lin	45-11 3/4
3.	Jeff Bowman	Lin	45-10
4.	Kele Marsters	Lin	44-10
5.	Pat Meyer	L&C	43-6
6.	Derwin Cunningham	Lin	43-1
7.	Kip Carlson	Lin	42-5
8.	Steve Graham	GFC	42-4½
9.	Keith Wigley	GFC	42-4½
10.	Shaun Granger	SOSC	42-2
11.	Dave Rogers	NNC	nd
12.	Scott Anderson	WOSC	nd

## 9. 400 RELAY(W) (NS) 1:30 Saturday

1.	UP	50.30	FAT
2.	SOSC	51.3	
3.	Lin	51.4	
4.	WOSC	51.6	
5.	WU	52.1	
6.	NNC	52.17	
7.	L&C	52.2	

## 10. 400 RELAY(M) (NS)

1.	L&C	42.3
2.	WOSC	42.6
3.	Lin	42.7
4.	NNC	42.9
5.	WU	42.9
6.	GFC	43.1
7.	SOSC	44.9

## 11. 1500(W) (4:56.2) 1:45 Saturday

1.	Ann Manning	UP	4:26.8	FAT
2.	Clare Krill	UP	4:36.16	FAT
3.	Kristy Johnston	UP	4:40.78	
4.	Mary Hillenkamp	UP	4:51.2	
5.	Julie O'Leary	WOSC	4:52.1	
6.	Kathy Healy	WOSC	4:58.0	
7.	Pam Blackman	WOSC	4:59.0	
8.	Susan Murray	L&C	4:59.4	
9.	Janet Mortensen	Lin	5:02.3	
10.	Kelli Cammack	WU	5:03.1	
11.	Beth Campbell	Pac	5:06.2	
12.	Megan Finaly	L&C	5:09.2	
13.	Julie Mullin	UP	nt	
14.	Jana Zellmar	NNC	nt	
15.	Diana Fitz	NNC	nt	

## 12. 1500(M) (4:02.6)

1.	Brandt Lind	WOSC	3:50.0
2.	Jesse Gore	Lin	3:51.0
3.	Mike Friess	Lin	3:51.5
4.	Joe Alward	Lin	3:52.0
5.	Ken James	WOSC	3:55.2
6.	Andy Mitchell	WU	3:58.4
7.	Ron Ares	L&C	4:01.8
8.	Shawn McNealy	WOSC	4:01.9
9.	Mark Mohnen	WOSC	4:02.0
10.	Dan O'Leary	Lin	4:02.6
11.	Marty Donaldson	NNC	4:02.7
12.	Scott Ball	GFC	4:02.7
13.	Chris VanCauteren	WOSC	4:04.6
14.	David Trotter	L&C	4:05.4
15.	Rob MacGinnittie	WU	4:05.5
16.	Jack Catton	WU	4:06.4
17.	Kevin Ball	GFC	4:06.6
18.	Dave Beck	SOSC	4:07.0
19.	John Ripley	Pac	4:12.0

## 13. 100m HH (W) (17.3) 2:00 Saturday

1.	Shelly Woodside	Lin	15.4
2.	Lisa Jacobs	L&C	15.5
3.	Sharon Jensen	WOSC	16.2
4.	Sarah Lowell	L&C	16.3
5.	Joyce Klien	WOSC	16.8
6.	Melinda Carter	NNC	17.5
7.	Gina Walker	SOSC	18.0
8.	Kathy Moore	WU	18.4

## 14. 110m HH (15.9)

1.	Adolphus Onua	GFC	13.7
2.	Tim Rupp	SOSC	14.6
3.	Pat Randle	WOSC	15.0
4.	Tyler Graham	WU	15.3
5.	Larry Conaway	WOSC	15.4
6.	Bob DeVylde	WU	15.5
7.	Jim Volkman	SOSC	15.6
8.	Jeff Gedrose	WU	15.6
9.	Curtis Thorne	WU	15.8
10.	Dave Hodl	Lin	15.8
11.	Craig McKee	WU	15.9
12.	John Albrecht	Lin	15.9
13.	Colin Johnstone	Lin	15.9
14.	Keith Wigley	GFC	15.9

## 15. 400m (W) (62.8) 2:15 Saturday

1.	Petra Johnson	Lin	57.0
2.	Carrie Pizer	UP	58.05 FAT
3.	Jeanette Blum	WU	60.3
4.	Cathy Buhler	UP	60.3
5.	Kathryn O'Leary	WOSC	61.8
6.	Sheron Wegener	WOSC	62.0
7.	Theresa Kosztics	UP	62.25 FAT
8.	Kathy Healey	WOSC	62.5
9.	Holly Duncan	NNC	63.1
10.	Paulette Marks	L&C	64.4
11.	Jodi Peters	GFC	nt

## 16. 400m (M) (50.9)

1.	Mike Gilbert	NNC	49.3
2.	Karl Findling	WOSC	49.6
3.	Torrae Harry	WOSC	49.6
4.	Rick Catalani	WU	49.8
5.	Sid Elliott	WU	49.8
6.	Jim Fahey	WOSC	49.8
7.	John Mike McHugh	WOSC	50.0
8.	Dean Raan	GFC	50.0
9.	Steve Uomini	WU	50.0
10.	Mark Young	GFC	50.2
11.	David Searce	WU	50.9
12.	Andre Pruitt	Lin	50.9
13.	Darren Bieberdorf	SOSC	nt
14.	Mark Wesphal	SOSC	nt

## 17. 100m (W) (13.1) 2:30 Saturday

1.	Sheron Wegener	WOSC	12.5
2.	Cathy Seuell	WOSC	12.6
3.	Shana Galloway	NNC	12.8
4.	Kim Klein	WU	12.8
5.	Lisa Nichols	Lin	12.8
6.	Carrie Pizer	UP	12.83 FAT
7.	Laurie Hanson	WOSC	12.9
8.	Alice Best	SOSC	12.9
9.	Diane Williams	SOSC	12.9
10.	Nancy Nemarnik	UP	13.1
11.	Dayna Brunson	SOSC	13.1
12.	Helga Arnadottir	L&C	13.4
13.	Liz Ardinger	L&C	13.7
14.	Cathy Buhler	UP	nt

## 18. 100m (M) (11.3)

1.	Greg Will	Lin	10.6
2.	Tom Mell	L&C	10.7
3.	Rich Torquato	WU	10.8
4.	Torrae Harry	WOSC	10.8
5.	Adolphus Onua	GFC	10.8
6.	Donald Harwell	Pac	11.0
7.	Tim Biamont	WOSC	11.0
8.	Greg Beery	L&C	11.0
9.	Dave Erickson	Lin	11.1
10.	Carlos Crutch	Pac	11.1
11.	Brian Gilstrap	WU	11.1
12.	Larry Conaway	WOSC	11.1
13.	Darren McGill	WOSC	11.2
14.	Kelly Ferrenburg	Lin	11.2
15.	Tim Rupp	SOSC	11.2
16.	Harry Mamizuka	L&C	11.3
17.	Cy Carrigan	L&C	11.3
18.	Joe Hill	SOSC	11.3
19.	Dave Wagner	Lin	11.3
20.	Keith Wigley	GFC	11.3
21.	Dave Rogers	NNC	11.4
22.	Toby Ropes	L&C	11.4
23.	Todd Collins	SOSC	nt
24.	Curtis Brown	Lin	nt



## 19. 800m (W) (2:24.2) 2:45 Saturday

1.	Linda Brock	UP	2:15.95
2.	Julie Blum	WU	2:19.7
3.	Kay Mattson	GFC	2:20.9
4.	Lisa Sieverling	Lin	2:21.0
5.	Cathy Buhler	UP	2:21.3
6.	Kathryn O'Leary	WOSC	2:22.3
7.	Kathy Healey	WOSC	2:22.4
8.	Theresa Kosztics	UP	2:22.7
9.	Jodi Peters	GFC	2:22.8
10.	Megan Finally	L&C	2:22.8
11.	Ann Manning	UP	2:23.6
12.	Cathy Leong	Pac	2:26.0
13.	Tammy Young	WOSC	2:26.5
14.	Jana Zellmer	NNC	2:29.1
15.	Kathy Perham	L&C	2:29.4
16.	Susan Murray	L&C	2:30.0

## 20. 800m (M) (1:57.8)

1.	Dana Lingenfelter	Lin	1:53.0
2.	Jesse Gore	Lin	1:53.1
3.	Rob MacGinnittie	WU	1:53.3
4.	Brandt Lind	WOSC	1:54.8
5.	Tom Geiger	L&C	1:54.9
6.	Steve Yerger	NNC	1:55.1
7.	John Mike McHugh	WOSC	1:55.4
8.	David Trotter	L&C	1:56.5
9.	Steve Uomini	WU	1:56.7
10.	Dave Beck	SOSC	1:56.8
11.	Joe Alward	Lin	1:57.1
12.	Mike Dixon	WOSC	1:57.6
13.	Charles Mitchell	WU	1:57.7
14.	Andy Mitchell	WU	1:57.7
15.	Jason Sele	WOSC	1:57.8
16.	Kevin Ball	GFC	1:57.9
17.	Terry Howard	WOSC	1:58.2
18.	Mark Wesphal	SOSC	1:58.8
19.	Scott Voyles	Lin	2:00.0

## 21. 400m IH (W) (1:12.9) 3:00 Saturday

1.	Petra Johnson	Lin	1:02.2
2.	Ila Amos	SOSC	1:05.3
3.	Linda Brock	UP	1:06.8
4.	Sharon Jensen	WOSC	1:07.8
5.	Lisa Jacobs	L&C	1:09.4
6.	Melinda Carter	NNC	1:12.67

## 22. 400m IH (M) (57.2)

1.	Bob DeVylidere	WU	54.3
2.	Dave Erickson	Lin	54.5
3.	Randy Folker	WU	55.7
4.	Tyler Graham	WU	56.0
5.	Tim Clark	L&C	56.7
6.	Dave Driesner	GFC	56.9
7.	Tim Rupp	SOSC	57.0
8.	Pat Randle	WOSC	57.1
9.	Scott Wallace	NNC	57.1
10.	Jason Sele	WOSC	58.3
11.	Darren Bieberdorf	SOSC	58.8

## 23. 200m (W) (27.0) 3:15 Saturday

1.	Carrie Pizer	UP	25.8
2.	Sheron Wegener	WOSC	26.2
3.	Cathy Seuell	WOSC	26.2
4.	Cathy Buhler	UP	26.2
5.	Shana Galloway	NNC	26.6
6.	Alice Best	SOSC	26.7
7.	Lisa Nichols	Lin	26.9
8.	Dayna Brunsdon	SOSC	27.0
9.	Kim Klein	WU	27.1
10.	Shelly Woodside	Lin	27.1
11.	Laurie Hanson	WOSC	27.2
12.	Helga Arnadottir	L&C	27.5
13.	Nancy Nemarnik	UP	27.84 FAT
14.	Lisa Jacobs	L&C	28.2
15.	Liz Ardinger	L&C	28.7
16.	Sarah Lowell	L&C	28.8
17.	Linda Brock	UP	nt

## 24. 200m (M) (22.9)

1.	Greg Will	Lin	21.4
2.	Torrae Harry	WOSC	21.9
3.	Tom Mell	L&C	22.1
4.	Jim Fahey	WOSC	22.3
5.	Randy Maves	NNC	22.4
6.	Mark Young	GFC	22.5
7.	Greg Beery	L&C	22.6
8.	Karl Findling	WOSC	22.6
9.	Tim Biamont	WOSC	22.6
10.	Rich Torquato	WU	22.7
11.	Tim Rupp	SOSC	22.8
12.	Dave Wagner	Lin	23.0
13.	Cy Carrigan	L&C	23.2
14.	Harry Mamizuka	L&C	23.5
15.	Curtis Brown	Lin	nt
16.	Carlos Crutch	Pac	nt

## 25. 5000m (W) (19:11.9) 3:30 Saturday

---

1.	Ann Manning	UP	16:35.10
2.	Clare Krill	UP	16:51.78
3.	Kristy Johnston	UP	17:18.0
4.	Kara Crisifulli	WU	17:21.8
5.	Molly Ostlund	UP	17:44.0
6.	Julie Mullin	UP	18:15.0
7.	Tammy Jarolimek	WOSC	18:33.1
8.	Susan Murray	L&C	18:46.4
9.	Julie Richardson	WOSC	18:55.7
10.	Jenny Sanders	WU	18:59.7
11.	Krista Dierks	WU	19:05.0
12.	Kathleen Welland	L&C	19:53.0
13.	Laurie Underwood	L&C	19:54.0
14.	Kathryn Kurtz	L&C	20:38.0
15.	Cathy Hiatt	SOSC	nt

## 26. 5000m (M) 15:23.7)

---

1.	Mike Friess	Lin	14:32.6
2.	Jesse Gore	Lin	14:37.5
3.	Joe Alward	Lin	14:39.9
4.	Jerred Gildehaus	GFC	14:53.3
5.	Paul Yunker	WU	14:57.8
6.	James Wyatt	Lin	14:59.6
7.	David Gilroy	WU	15:02.7
8.	Tad Woosley	WOSC	15:12.9
9.	James Edmark	WU	15:13.7
10.	Ron Ares	L&C	15:14.5
11.	Bob Frost	Lin	15:23.5
12.	Ray Whitlow	Lin	15:24.0
13.	Duke Ritenhouse	L&C	15:34.8
14.	Ron Richards	NNC	15:35.0
15.	Chris VanCauteren	WOSC	15:40.0
16.	Kirk Reynolds	L&C	15:41.6
17.	Jeff Wilson	L&C	15:46.7
18.	Mark Mohnen	WOSC	15:50
19.	Ken James	WOSC	15:50.4
20.	Jeff Guzman	GFC	15:53.5
21.	Phil Jones	SOSC	16:19

## 27. MILE RELAY (W) (NS) 4:15 Saturday

---

1.	UP	4:01.59 *
2.	Lin	4:01.7
3.	WU	4:06.1
4.	WOSC	4:12.4
5.	L&C	4:17.2
6.	SOSC	nt
7.	NNC	nt

## 28. MILE RELAY (M) (NS)

---

1.	WU	3:19.9
2.	GFC	3:20.2
3.	NNC	3:20.7
4.	WOSC	3:21.0
5.	Lin	3:22.2
6.	L&C	3:27.0
7.	SOSC	3:29

\* Converted from yards



**31st ANNUAL**

**DISTRICT 2  
TRACK & FIELD  
CHAMPIONSHIPS**



**George Fox College**  
Newberg, Oregon

**MAY 10-11, 1985**



*Inter*

GEORGE FOX COLLEGE	14	8	0	9	0	8	6	0
	4	22	22	31	31	39	45	45
LEWIS & CLARK	0	4	5	8	0	2	10	7
	4	1	8	0	13	15	25	32
LIVWELD	8	0	16	0	10	0	1	0
	8	8	24	24	34	34	35	35
NORTHWEST NAZARENE	3	6	0	0	0	0	0	10
	9	9	9	9	9	9	9	19
PACIFIC	0	0	0	0	0	0	0	0
	0	0	0	0	0	0	0	0
SOUTHERN OREGON	6	0	0	14	0	14	0	0
	6	6	6	20	20	34	34	34
WESTERN OREGON	0	11	0	0	11	6	12	6
	11	11	11	22	28	40	46	
WILLAMETTE	0	2	14	0	10	1	2	8
	2	16	16	26	27	29	37	



*Women*

	Marathon	Heptathlon	4x 800 Relay	Long Jump	3000m	Discus	10,000 m	Sprint medley Relay
GEORGE FOX COLLEGE	-	1 1	0 1	0 1	0 1	8 9	0 9	0 9
EWIS & CLARK	16	8 24	8 32	2 34	0 34	12 46	2 48	2 50
INFIELD	4	10 14	0 14	6 20	0 20	0 20	0 20	8 28
ORTHWEST NAZARENE	-	4 4	0 4	1 5	0 5	0 5	0 5	0 5
PACIFIC	-	-	-	-	-	1 1	0 1	0 1
SOUTHERN OREGON	-	-	-	14 14	0 14	6 20	0 20	4 24
UNIV. OF PORTLAND	-	-	-	-	25 25	0 25	10 35	10 45
EASTERN OREGON	8	8 16	10 26	4 34	0 34	4 38	4 42	1 43
CLATSOP	-	-	6 6	0 6	4 12	0 12	15 27	6 33



1985 DISTRICT CHAMPIONSHIPS  
MEN

EVENT: 10000m				EVENT: 3000m STEEPLECHASE			
<u>Place</u>	<u>Name</u>	<u>Time</u> <u>Ht/Dist.</u>	<u>School</u>	<u>Place</u>	<u>Name</u>	<u>Time</u> <u>Ht/Dist.</u>	<u>School</u>
1.	James Wyatt	31:47	Lin	1.	John Cord	9:31.5	NNC
2.	Paul Yunker	31:50	WU	2.	James Edmark	9:32.7	WU
3.	David Gilroy	31:54	WU	3.	Ken James	9:37.5	WOSC
4.	Bob Frost	32:17	Lin	4.	Duke Ritenhouse	9:42.0	L&C
5.	Ray Whitlow	32:18	Lin	5.	Ron Aras	9:47.3	L&C
6.	Jeff Wilson	32:47	L&C	6.	Tom Geiger	9:52.2	L&C
7.				7.			
8.				8.			
EVENT: DISCUS				EVENT:			
<u>Place</u>	<u>Name</u>	<u>Time</u> <u>Ht/Dist.</u>	<u>School</u>	<u>Place</u>	<u>Name</u>	<u>Time</u> <u>Ht/Dist.</u>	<u>School</u>
1.	Jim Parker	154-5	SOSC	1.			
2.	Deron Lord	153	L&C	2.			
3.	Nathan Whitham	151-5	GFC	3.			
4.	Randy Settall	150-4	SOSC	4.			
5.	Mike Watts	148-6	GFC	5.			
6.	Paul Maddox	145-7	GFC	6.			
7.				7.			
8.				8.			
EVENT: LONG JUMP				EVENT:			
<u>Place</u>	<u>Name</u>	<u>Ht/Dist.</u>	<u>School</u>	<u>Place</u>	<u>Name</u>	<u>Ht/Dist.</u>	<u>School</u>
1.	Larry Connaway	22-4 3/4	WOSC	1.			
2.	Kevin Connors	22-3	WU	2.			
3.	Kelly Ferrenburg	21-10 1/2	Lin	3.			
4.	Dave Erickson	21-9 1/2	Lin	4.			
5.	Randy Folker	21-6	WU	5.			
6.	Ron Mobley	21-4	WOSC	6.			
7.				7.			
8.				8.			
EVENT: HAMMER THROW				EVENT:			
<u>Place</u>	<u>Name</u>	<u>Ht/Dist.</u>	<u>School</u>	<u>Place</u>	<u>Name</u>	<u>Ht/Dist.</u>	<u>School</u>
1.	Deron Lord	160-6	L&C	1.			
2.	Scott Polen	157-10	WOSC	2.			
3.	Nathan Whitham	156-4	GFC	3.			
4.	Larry Burris	151-11	WOSC	4.			
5.	Jim Gorman	151-9	WU	5.			
6.	Kyle Kobow	148-7	Lin	6.			
7.				7.			
8.				8.			
EVENT: HIGH JUMP				EVENT:			
<u>Place</u>	<u>Name</u>	<u>Ht/Dist.</u>	<u>School</u>	<u>Place</u>	<u>Name</u>	<u>Ht/Dist.</u>	<u>School</u>
1.	Joe Hill	6-8 1/2	SOSC	1.			
2.	Keith Wigley	6-5	GFC	2.			
3.	Larry Connaway	6-3	WOSC	3.			
4.	Shawn Granger	6-1	SOSC	4.			
5.	Pat Meyer	6-1	L&C	5.			
6.	Scott Healy	5-11	WU	6.			
7.				7.			
8.				8.			

## MEN'S RUNNING EVENTS

## PRELIMINARY RESULTS

	Place	Name	School	Time
EVENT <u>110m HH</u>	1.	Adolphus Onua	(214) GFC	14.1
	2.	Curtis Thorne	(470) WU	15.3
Heat <u>1</u>	3.	Bob DeVoldere	(446) WU	15.3
	4.	John Albrecht	(275) Lin	15.4
	5.	Colin Johnstone	(289) Lin	15.8
	6.	Larry Conaway	(405) WOSC	15.8
	7.			
	8.			
EVENT <u>110m HH</u>	1.	Tim Rupp	(360) SOSC	14.7
	2.	Tyler Graham	(456) WU	15.1
Heat <u>2</u>	3.	Jeff Gedrose	(452) WU	15.3
	4.	Craig McKee	(464) WU	15.6
	5.	Dave Hodl	(288) Lin	15.7
	6.	Keith Wigley	(221) GFC	16.3
	7.			
	8.			
EVENT <u>400m</u>	1.	Mike Gilbert	(315) NNC	49.0
	2.	Jim Fahey	(407) WOSC	49.7
Heat <u>1</u>	3.	Sid Elliott	(450) WU	49.8
	4.	Andre Pruitt	(297) Lin	50.3
	5.	Mark Young	(222) GFC	50.5
	6.			
	7.			
	8.			
EVENT <u>400m</u>	1.	Karl Findling	(408) WOSC	49.1
	2.	Dean Raan	(216) GFC	49.6
Heat <u>2</u>	3.	David Searce	(469) WU	49.8
	4.	Rick Catalani	(443) WU	50.0
	5.	Mike Henderson	(316) NNC	52.9
	6.			
	7.			
	8.			
EVENT <u>100m</u>	1.	Tom Mell	(254) L&C	11.0
	2.	Brian Gilstrap	(453) WU	11.1
Heat <u>1</u>	3.	Dave Erickson	(283) Lin	11.1
	4.	Tim Biamont	(402) WOSC	11.2
	5.	Darren McGill	(416) WOSC	11.5
	6.			
	7.			
	8.			
EVENT <u>100m</u>	1.	Torraz Harry	(409) WOSC	10.8
	2.	Rich Torquato	(471) WU	10.9
Heat <u>2</u>	3.	Greg Beary	(242) L&C	10.9
	4.	Kelly Ferrenburg	(284) Lin	11.2
	5.	Dave Rogers	(320) NNC	11.4
	6.	Harry Manizuka	(253) L&C	11.4
	7.			
	8.			



## MEN'S RUNNING EVENTS

## PRELIMINARY RESULTS

	Place	Name	School	Time
EVENT <u>400m IH</u>	1.	Bob DeVyldere	(446) WU	55.3
	2.	Scott Wallace	(321) MNC	55.7
Heat <u>1</u>	3.	Tyler Graham	(456) WU	55.8
	4.	Jason Sele	(424) WOSC	56.1
	5.	Tim Clark	(244) L&C	57.1
	6.			
	7.			
	8.			
EVENT <u>400m IH</u>	1.	Dave Driesner	(207) GFC	56.1
	2.	Dave Erickson	(283) Lin	56.9
Heat <u>2</u>	3.	Tim Rupp	(360) SOSC	57.2
	4.	Randy Folker	(451) WU	57.2
	5.			
	6.			
	7.			
	8.			
EVENT <u>          </u>	1.			
	2.			
Heat <u>          </u>	3.			
	4.			
	5.			
	6.			
	7.			
	8.			
EVENT <u>          </u>	1.			
	2.			
Heat <u>          </u>	3.			
	4.			
	5.			
	6.			
	7.			
	8.			
EVENT <u>          </u>	1.			
	2.			
Heat <u>          </u>	3.			
	4.			
	5.			
	6.			
	7.			
	8.			
EVENT <u>          </u>	1.			
	2.			
Heat <u>          </u>	3.			
	4.			
	5.			
	6.			
	7.			
	8.			

## 1985 DISTRICT CHAMPIONSHIPS

## WOMEN

EVENT: 4x800 RELAY				EVENT: SPRINT MEDLEY RELAY			
Place	Name	Time Ht/Dist.	School	Place	Name	Time Ht/Dist.	School
1.		9:50.0	WOSC	1.		1:50.8	UP
2.		10:32.7	L&C	2.		1:51.9	Lin
3.		11:16.0	WU	3.		1:54.2	WU
4.				4.		1:54.8	SOSC
5.				5.		1:55.5	L&C
6.				6.		1:55.6	WOSC
7.				7.			
8.				8.			
EVENT: WOMEN'S LONG JUMP				EVENT:			
Place	Name	Time Ht/Dist.	School	Place	Name	Time Ht/Dist.	School
1.	Mary Dodson	17-0 $\frac{1}{2}$	SOSC	1.			
2.	Sharon Jensen	16-11 $\frac{3}{4}$	WOSC	2.			
3.	Shelly Woodside	16-10	Lin	3.			
4.	Pam Patrick	15-10 $\frac{3}{4}$	SOSC	4.			
5.	Sandy Duchow	15-10 $\frac{1}{2}$	L&C	5.			
6.	Chris Chua	14-6 $\frac{3}{4}$	NNC	6.			
7.				7.			
8.				8.			
EVENT: 3,000m				EVENT:			
Place	Name	Time Ht/Dist.	School	Place	Name	Time Ht/Dist.	School
1.	Ann Manning	9:33.6	UP	1.			
2.	Clare Krill	9:48.7	UP	2.			
3.	Kara Crisifulli	10:04.4	WU	3.			
4.	Kristy Johnston	10:08.4	UP	4.			
5.	Mary Hillenkamp	10:23.6	UP	5.			
6.	Julie Mullin	10:37.9	UP	6.			
7.				7.			
8.				8.			
EVENT: DISCUS				EVENT:			
Place	Name	Time Ht/Dist.	School	Place	Name	Time Ht/Dist.	School
1.	Wanda Strutko	140-3	L&C	1.			
2.	Paula Wittenberg	132-10	GFC	2.			
3.	Debbie Garrison	127-10	SOSC	3.			
4.	Cyd McCormick	126-5	WOSC	4.			
5.	Paige Daugherty	118	L&C	5.			
6.	Torie Myers	115	Pac	6.			
7.				7.			
8.				8.			
EVENT: 10,000m				EVENT:			
Place	Name	Time Ht/Dist.	School	Place	Name	Time Ht/Dist.	School
1.	Molly Ostlund	37:41.1	UP	1.			
2.	Marilyn Fishback	40:05.9	WU	2.			
3.	Jenny Sanders	40:21.1	WU	3.			
4.	Tammy Jarolimek	41:26.3	WOSC	4.			
5.	Kathleen Welland	41:49.8	L&C	5.			
6.	Krista Dierks	42:04.0	WU	6.			
7.				7.			
8.				8.			



## WOMEN'S RUNNING EVENTS

## PRELIMINARY RESULTS


	Place	Name	School	Time
EVENT <u>100m</u>	1.	Sharon Wegener (399)	WOSC	12.5
	2.	Cathy Buhler (372)	UP	12.7
Heat <u>1</u>	3.	Kim Klein (435)	WU	12.8
	4.	Shana Calloway (309)	NWC	13.0
	5.	Dayna Brunson (338)	SOSC	13.1
	6.	Alice Best (337)	SOSC	13.3
	7.			
	8.			
EVENT <u>100m</u>	1.	Carrie Pizer (381)	UP	12.6
	2.	Cathy Senell (398)	WOSC	12.7
Heat <u>2</u>	3.	Lisa Nichols (270)	Lin	12.8
	4.	Laurie Hanson (385)	WOSC	12.9
	5.	Diane Williams (345)	SOSC	13.2
	6.			
	7.			
	8.			
EVENT _____	1.			
	2.			
Heat _____	3.			
	4.			
	5.			
	6.			
	7.			
	8.			
EVENT _____	1.			
	2.			
Heat _____	3.			
	4.			
	5.			
	6.			
	7.			
	8.			
EVENT _____	1.			
	2.			
Heat _____	3.			
	4.			
	5.			
	6.			
	7.			
	8.			





31st ANNUAL

# DISTRICT 2 TRACK & FIELD CHAMPIONSHIPS



George Fox College  
Newberg, Oregon

MAY 10-11, 1985

*Marathon*

	Marathon	Decathlon	10,000 m	Discus	Long Jump	High Jump	Hammer	Steeplechase	Shot Put	10,000 m Walk	4 x 100 m Relay	1500 m	Gavelin	100 m H.H	Triple Jump	400 m	Pole Vault	800 m	400 m I.H	100 m	200 m	5000 m	4 x 400 m Relay
CRORR ROY OOLDBR	14	8	0	9	0	8	6	0	0	4	0	0	0	10	3	2	0	0	1	0	0	0	8
FRANKS & CLARK	0	4	5	13	13	15	25	32	18	48	56	56	56	56	56	56	64	10	0	14	8	0	1
LAUREL	8	8	24	24	34	34	35	35	35	35	35	45	53	53	71	71	71	10	81	82	92	117	119
NORRIS & MAYARD	3	9	9	9	9	9	9	17	20	20	22	22	23	23	23	29	37	37	39	39	39	39	43
PACIFIC	0	0	0	0	0	0	0	0	0	0	0	0	0	0	0	0	0	0	0	0	0	0	0
SOUTHERN OREGON	0	0	0	14	0	14	0	0	13	2	4	6	0	8	2	0	10	0	6	0	0	0	0
WESTERN OREGON	0	11	11	11	22	28	40	42	46	46	56	67	67	87	88	106	110	122	122	120	143	143	153
WILLAMETTE	0	2	16	16	26	27	29	37	43	58	64	68	70	83	73	98	99	108	120	128	128	134	140



—

[illegible]

# DISTRICT 2 TRACK & FIELD CHAMPIONSHIPS

COLCORD FIELD - NEWBERG, OREGON

MAY 10-11, 1985

## MARATHON

February 23, 1985 -- Seaside, Oregon

### MEN

1. Dwight Larabee	GFC	2:37:26
*Greg Miller	EOSC	2:43:10
2. Bob Frost	LINFIELD	2:47:41
3. Scott Martin	SCSC	2:48:41
4. Dan Price	GFC	2:51:17
5. John Oord	NNC	2:57:53
6. Ron Richards	NNC	2:59:36
7. Mark Young	NNC	3:04:02
8. Dwayne Williams	NNC	3:09:41

\*EOSC is not fielding a track team in 1985.

### WOMEN

1. Kathleen Welland	L&C	3:14:35
2. Tammy Jarolimek	WOSC	3:23:57
3. Laura Lewallen	L&C	3:28:48
4. Katy Hannon	LINFIELD	3:29:00





# 1924 N.A.A.A. DISTRICT 2 HEPTATHLON CHAMPIONSHIP

NORTHEAST NAZARENE COLLEGE, Nampa, IDAHO

APRIL 22-23, 1925

	100 m. Hurdles	High Jump	Shot Put	400 m. Hurdles	Long Jump	Iron- Pole	800 Meters	Final Total
--	-------------------	--------------	-------------	-------------------	--------------	---------------	---------------	----------------

Walter Johnson	17.7	4-8	25-9 <sup>3</sup> / <sub>4</sub>	25.6	16-6 <sup>3</sup> / <sub>4</sub>	115-1	2:24.0	6587
W		4.52	7.85		5.00	35.09		
P	675	4.95	4.35	7.95	5.77	687	683	

Sharon Jensen	16.2	4-10 <sup>1</sup> / <sub>2</sub>	31-11 <sup>1</sup> / <sub>2</sub>	27.7	16-6 <sup>3</sup> / <sub>4</sub>	103-6	2:20.7	4502
W		5.49	7.75		5.00	31.57		
P	626	7.04	5.72	6.19	6.17	626	604	

Edna Jacobs	15.5	5-3 <sup>3</sup> / <sub>4</sub>	26-6 <sup>1</sup> / <sub>2</sub>	28.5	15-1 <sup>1</sup> / <sub>2</sub>	94-4 <sup>1</sup> / <sub>2</sub>	2:38.0	6176
W		5.94	8.09		4.61	25.61		
P	695	7.70	4.33	5.11	5.82	516	503	

Sharon Callaway	17.7	4-10 <sup>1</sup> / <sub>2</sub>	25-2 <sup>3</sup> / <sub>4</sub>	27.4	15-2 <sup>3</sup> / <sub>4</sub>	70-4 <sup>1</sup> / <sub>2</sub>	2:40.9	5715
W		4.96	7.69		4.64	27.43		
P	473	5.54	4.72	6.56	5.88	431	509	

Marvin Howell	16.8	4-10 <sup>1</sup> / <sub>2</sub>	25	29.4	14-5 <sup>1</sup> / <sub>2</sub>	73- <sup>3</sup> / <sub>4</sub>	2:43.0	3663
W		5.48	7.62		4.35	22.27		
P	572	7.68	4.17	5.19	5.25	449	467	

Don Mackay	20.5	4-10 <sup>1</sup> / <sub>2</sub>	26- <sup>3</sup> / <sub>4</sub>	30.5	14-2	85-0 <sup>1</sup> / <sub>2</sub>	2:58.3	3918
W		5.41	7.97		4.32	38.14		
P	313	7.01	4.63	4.49	5.07	527	410	



# 1985 DISTRICT CHAMPIONSHIPS JUN

EVENT: 10000m			
Place	Name	Ht./Dist.	School
1.	James Wyatt	37:47	Lia
2.	Paul Tunker	38:30	WU
3.	David Gilroy	38:54	WU
4.	Bob Frost	37:17	Lia
5.	Ray Whitlow	37:18	Lia
6.	Jeff Wilson	38:47	L&C
7.			
8.			

EVENT: 3000m STEEPLECHASE			
Place	Name	Ht./Dist.	School
1.	John Oard	9:31.5	WNC
2.	James Emark	9:32.7	WU
3.	Ken Jensen	9:37.5	WOSC
4.	Duke Rittenhouse	9:42.0	L&C
5.	Ron Aras	9:47.3	L&C
6.	Tom Geiger	9:52.2	L&C
7.			
8.			

EVENT: DISCUS			
Place	Name	Ht./Dist.	School
1.	Jim Parker	154-5	SOSC
2.	Deron Lord	151	L&C
3.	Nathan Whitham	151-5	GFC
4.	Randy Settell	150-4	SOSC
5.	Mike Watts	148-6	GFC
6.	Paul Maddox	145-7	GFC
7.			
8.			

EVENT:			
Place	Name	Ht./Dist.	School
1.			
2.			
3.			
4.			
5.			
6.			
7.			
8.			

EVENT: LONG JUMP			
Place	Name	Ht./Dist.	School
1.	Larry Conaway	22-3 3/4	WOSC
2.	Kevin Connors	22-3	WU
3.	Kelly Ferrenburg	21-10 1/2	Lia
4.	Dave Erickson	21-9 1/2	Lia
5.	Randy Folker	21-6	WU
6.	Ron Mobley	21-4	WOSC
7.			
8.			

EVENT:			
Place	Name	Ht./Dist.	School
1.			
2.			
3.			
4.			
5.			
6.			
7.			
8.			

EVENT: HAMMER THROW			
Place	Name	Ht./Dist.	School
1.	Deron Lord	160-6	L&C
2.	Scott Polen	157-10	WOSC
3.	Nathan Whitham	156-4	GFC
4.	Larry Burris	151-11	WOSC
5.	Jim Gornall	151-9	WU
6.	Kyle Robson	148-7	Lia
7.			
8.			

EVENT:			
Place	Name	Ht./Dist.	School
1.			
2.			
3.			
4.			
5.			
6.			
7.			
8.			

EVENT: HIGH JUMP			
Place	Name	Ht./Dist.	School
1.	Joe Hill	6-8 1/2	SOSC
2.	Keith Wigley	6-5	GFC
3.	Larry Conaway	6-3	WOSC
4.	Shaun Granger	6-1	SOSC
5.	Pat Meyer	6-1	L&C
6.	Scott Daply	5-11	WU
7.			
8.			

EVENT:			
Place	Name	Ht./Dist.	School
1.			
2.			
3.			
4.			
5.			
6.			
7.			
8.			

1985 DISTRICT CHAMPIONSHIPS  
MEN

EVENT: SHOTPUT

Place	Name	Time Ht./Dist.	School
1.	Randy Settell	53-11 $\frac{1}{2}$	SOSC
2.	Ivan Jim Parker	52-2 $\frac{1}{2}$	SOSC
3.	David Novotney	51-9	WU
4.	Mike Pressley	51-5 3/4	L&C
5.	Deron Lord	48-9 3/4	L&C
6.	Hank Wyborney	44-11 $\frac{1}{2}$	NNC
7.			
8.			

EVENT: 110m HH

Place	Name	Time Ht./Dist.	School
1.	Adolphus Onua	14.1	GFC
2.	Tim Rupp	15.0	SOSC
3.	Curtis Thorne	15.1	WU
4.	Tyler Graham	15.1	WU
5.	Bob DeVildere	15.5	WU
6.	Craig McKee	15.8	WU
7.			
8.			

EVENT: 10K WALK

Place	Name	Time Ht./Dist.	School
1.	Trent Jones	:51:19.6	L&C
2.	Randy Jacobs	:51:21.2	WU
3.	Jeff Kilday	:58:11.9	WU
4.	Dan Price	:59:40.8	GFC
5.	Mark Willaman	1:00:55.0	SOSC
6.	Troy O'Donnell	1:02:18.4	WU
7.			
8.			

EVENT: TRIPLE JUMP

Place	Name	Time Ht./Dist.	School
1.	Kevin Connors	47-3	WU
2.	Jeff Bowman	44-4 $\frac{1}{2}$	Lin
3.	John Prevedello	44-4	Lin
4.	Kele Marsters	43-7 $\frac{1}{2}$	Lin
5.	Shaun Granger	42-7 $\frac{1}{2}$	SOSC
6.	Scott Anderson	42-1	WOSC
7.			
8.			

EVENT: 4x100 RELAY

Place	Name	Time Ht./Dist.	School
1.		41.9	WOSC
2.		42.2	L&C
3.		43.2	WU
4.		43.9	SOSC
5.		45.3	NNC
6.			
7.			
8.			

EVENT: 400m

Place	Name	Time Ht./Dist.	School
1.	<del>XXXXXXXXXX</del>	<del>XXXXXX</del>	<del>WU</del>
2.	<del>XXXXXXXXXX</del>	<del>XXXXXX</del>	<del>WOSC</del>
3.	<del>XXXXXXXXXX</del>	<del>XXXXXX</del>	<del>WU</del>
4.			
5.			
6.			
7.			
8.			

EVENT: 1500m

Place	Name	Time Ht./Dist.	School
1.	Jesse Gore	3:53.8	Lin
2.	Brandt Lind	3:56.2	WOSC
3.	Dave Beck	3:58.0	SOSC
4.	Andy Mitchell	3:59.7	WU
5.	Mark Mohnen	4:00.2	WOSC
6.	Ken James	4:00.8	WOSC
7.			
8.			

EVENT: 800m

Place	Name	Time Ht./Dist.	School
1.	Tom Geiger	1:53.7	L&C
2.	Rob MacGinnittie	1:53.8	WU
3.	John Mike McHugh	1:54.9	WOSC
4.	Brandt Lind	1:55.6	WOSC
5.	Mike Dixon	1:56.0	WOSC
6.	Steve Uomini	1:56.7	WU
7.			
8.			

EVENT: JAVELIN

Place	Name	Time Ht./Dist.	School
1.	Mike Keisur	219-10	WOSC
2.	Dave Wagner	212-4	Lin
3.	Eric Nelson	208-5	WOSC
4.	Doug Ladd	205-9	WOSC
5.	Brad Bales	201-8	WU
6.	Doug Edwards	199-1	NNC
7.			
8.			

EVENT: 400 IH

Place	Name	Time Ht./Dist.	School
1.	Dave Erickson	53.6	Lin
2.	Bob DeVildere	54.1	WU
3.	Tim Rupp	55.1	SOSC
4.	Tyler Graham	55.4	WU
5.	Scott Wallace	56.7	NNC
6.	Dave Driesner	57.8	GFC
7.			
8.			



1985 DISTRICT CHAMPIONSHIPS  
MEN

EVENT: POLE VAULT

Place	Name	Time Ht./Dist.	School
1.	Kevin Taylor	14-6	SOSC
2.	Randy Coombs	13-10	L&C
3.	Mike Gilbert	13-6	NNC
3.	Doug Edwards	13-6	NNC
3.	Kelly Carter	13-6	WOSC
6.	Ken Helm	13-6	WU
7.			
8.			

TIE

EVENT: 400m

Place	Name	Time Ht./Dist.	School
1.	Karl Findling	48.5	WOSC
2.	Jim Fahey	49.1	WOSC
3.	Mike Gilbert	49.2	NNC
4.	Sid Elliott	49.3	WU
5.	Dean Raan	49.5	GFC
6.	David Searce	49.7	WU
7.			
8.			

EVENT: 200m

Place	Name	Time Ht./Dist.	School
1.	Greg Will	21.9	Lin
2.	Torrae Harry	22.0	WOSC
3.	Tom Mell	22.1	L&C
4.	Karl Findling	22.2	WOSC
5.	Greg Beery	22.6	L&C
6.	Tim Blamont	22.7	WOSC
7.			
8.			

EVENT: 100m

Place	Name	Time Ht./Dist.	School
1.	Tom Mell	10.6	L&C
2.	Torrae Harry	10.6	WOSC
3.	Rich Torquato	10.7	WU
4.	Greg Beery	10.8	L&C
5.	Brian Gilstrap	10.9	WU
6.	Kelly Ferrenburg	11.0	Lin
7.			
8.			

EVENT: 5000m

Place	Name	Time Ht./Dist.	School
1.	Mike Friess	14:47.2	Lin
2.	Joe Alward	14:57.8	Lin
3.	James Wyatt	14:59.5	Lin
4.	David Gilroy	15:01	WU
5.	Paul Yunker	15:20	WU
6.	Bob Frost	15:22.2	Lin
7.			
8.			

EVENT: 4x400 RELAY

Place	Name	Time Ht./Dist.	School
1.		3:19.2	WOSC
2.	Mark Young	3:19.4	GFC
3.	Dave Driesner	3:22.7	WU
4.	Dean Raan	3:24.0	NNC
5.	Adolphus Onua	3:24.3	Lin
6.		3:24.3	L&C
7.			
8.			

EVENT:

Place	Name	Time Ht./Dist.	School
1.			
2.			
3.			
4.			
5.			
6.			
7.			
8.			

EVENT:

Place	Name	Time Ht./Dist.	School
1.			
2.			
3.			
4.			
5.			
6.			
7.			
8.			

EVENT:

Place	Name	Time Ht./Dist.	School
1.			
2.			
3.			
4.			
5.			
6.			
7.			
8.			

EVENT:

Place	Name	Time Ht./Dist.	School
1.			
2.			
3.			
4.			
5.			
6.			
7.			
8.			

## 1985 DISTRICT CHAMPIONSHIPS

## WOMEN

EVENT: 4x800 RELAY				EVENT: SPRINT MEDLEY RELAY			
Place	Name	Time Ht/Dist.	School	Place	Name	Time Ht/Dist.	School
1.		9:50.0	WOSC	1.		1:50.8	UP
2.		10:32.7	L&C	2.		1:51.9	Lin
3.		11:16.0	WU	3.		1:54.2	WU
4.				4.		1:54.8	SOSC
5.				5.		1:55.5	L&C
6.				6.		1:55.6	WOSC
7.				7.			
8.				8.			

EVENT: WOMEN'S LONG JUMP				EVENT:			
Place	Name	Time Ht/Dist.	School	Place	Name	Time Ht/Dist.	School
1.	Mary Dodson	17-0 1/4	SOSC	1.			
2.	Sharon Jensen	16-11 3/4	WOSC	2.			
3.	Shelly Woodside	16-10	Lin	3.			
4.	Pam Patrick	15-10 3/4	SOSC	4.			
5.	Sandy Duchow	15-10 1/2	L&C	5.			
6.	Chris Chua	14-6 3/4	NNC	6.			
7.				7.			
8.				8.			

EVENT: 3,000m				EVENT:			
Place	Name	Time Ht/Dist.	School	Place	Name	Time Ht/Dist.	School
1.	Ann Manning	9:33.6	UP	1.			
2.	Clare Krill	9:48.7	UP	2.			
3.	Kara Crisifulli	10:04.4	WU	3.			
4.	Kristy Johnston	10:08.4	UP	4.			
5.	Mary Hillenkamp	10:23.6	UP	5.			
6.	Julie Mullin	10:37.9	UP	6.			
7.				7.			
8.				8.			

EVENT: DISCUS				EVENT:			
Place	Name	Time Ht/Dist.	School	Place	Name	Time Ht/Dist.	School
1.	Wanda Strutko	140-3	L&C	1.			
2.	Paula Wittenberg	132-10	GFC	2.			
3.	Dabbie Garrison	127-10	SOSC	3.			
4.	Cyd McCormick	126-5	WOSC	4.			
5.	Paige Daugherty	118	L&C	5.			
6.	Torie Myers	115	Pac	6.			
7.				7.			
8.				8.			

EVENT: 10,000m				EVENT:			
Place	Name	Time Ht/Dist.	School	Place	Name	Time Ht/Dist.	School
1.	Molly Ostlund	37:41.1	UP	1.			
2.	Marilyn Fishback	40:05.9	WU	2.			
3.	Jenny Sanders	40:21.1	WU	3.			
4.	Tammy Jarolinek	41:26.3	WOSC	4.			
5.	Kathleen Welland	41:49.8	L&C	5.			
6.	Krista Dierks	42:04.0	WU	6.			
7.				7.			
8.				8.			



1985 DISTRICT CHAMPIONSHIPS  
WOMEN

EVENT: 4 X 100 RELAY

Place	Name	Time Ht./Dist.	School
1.		49.2	UP
2.		49.7	Lin
3.		50.2	WOSC
4.		51.0	SOSC
5.		51.6	WU
6.		51.9	L&C
7.			
8.			

EVENT: 100 HURDLES

Place	Name	Time Ht./Dist.	School
1.	Lisa Jacobs	15.3	L&C
2.	Shelly Woodside	15.8	Lin
3.	Sarah Lowell	15.9	L&C
4.	Sharon Jensen	16.2	WOSC
5.	Gina Walker	17.6	SOSC
6.			
7.			
8.			

EVENT: 1500

Place	Name	Time Ht./Dist.	School
1.	Ann Manning	4:33.3	UP
2.	Kristy Johnston	4:46.1	UP
3.	Julie O'Leary	4:50.3	WOSC
4.	Mary Hillenkamp	4:53.6	UP
5.	Janet Mortensen	5:02.5	Lin
6.	Kelli Cammack	5:03.8	WU
7.			
8.			

EVENT: 400

Place	Name	Time Ht./Dist.	School
1.	Jeanette Blum	1:00.6	WU
2.	Radona Howard	1:04.7	WOSC
3.	Holly Duncan	1:06.5	NNC
4.			
5.			
6.			
7.			
8.			

EVENT: SHOT

Place	Name	Time Ht./Dist.	School
1.	Paige Daugherty	44' 3 1/4"	L&C
2.	Allyson Kendall	40' 7"	WOSC
3.	Debbie Garrison	38' 9 1/2"	SOSC
4.	Robyn Mann	37' 10 3/4"	L&C
5.	Paula Wittenberg	37' 8 1/4"	GFC
6.	Vickie Hissong	37' 3"	WOSC
7.			
8.			

EVENT: 100

Place	Name	Time Ht./Dist.	School
1.	Sheron Wegener	12.5	WOSC
2.	Carrie Pizer	12.6	UP
3.	Lisa Nichols	12.6	Lin
4.	Cathy Buhler	12.6	UP
5.	Cathy Seussell	12.7	WOSC
6.	Shana Galloway	12.8	NNC
7.			
8.			

EVENT: HIGH JUMP

Place	Name	Time Ht./Dist.	School
1.	Sue Woolsey	5' 3"	GFC
2.	Kathy Moore	5' 2"	Will
3.	Lisa Hertz	5' 0"	SOSC
4.	Tisha Steindie	4' 10"	L&C
5.	Kathleen Kincheloe	4' 10"	Lin
6.	Sandy Duchow	4' 10"	L&C
7.			
8.			

EVENT: 800

Place	Name	Time Ht./Dist.	School
1.	Julie Blum	2:15.3	WU
2.	Ann Manning	2:16.6	UP
3.	Kathy Healey	2:19.7	WOSC
4.	Kathryn O'Leary	2:20.3	WOSC
5.	Lisa Sieverling	2:20.3	Lin
6.	Megan Finaly	2:20.3	L&C
7.			
8.			

EVENT: JAVELIN

Place	Name	Time Ht./Dist.	School
1.	Sandy Bean	152' 9"	SOSC
2.	Regina Norris	149' 4"	Pac
3.	Cyd McCormick	143' 2"	WOSC
4.	Debbie Barnhurst	141' 7"	WOSC
5.	Karen Carpenter	120' 9"	NNC
6.			
7.			
8.			

EVENT: 400 HURDLES

Place	Name	Time Ht./Dist.	School
1.	Petra Johnson	1:03.1	Lin
2.	Ila Amos	1:04.7	SOSC
3.	Linda Brock	1:05.8	UP
4.	Lisa Jacobs	1:07.2	L&C
5.	Sharon Jensen	1:08.6	WOSC
6.	Malinda Carter	1:13.0	WOSC
7.			
8.			

1985 DISTRICT CHAMPIONSHIPS  
WOMEN

EVENT:	5000	Time	
Place	Name	Ht/Dist.	School
1.	Clare Krill	16:58.8	UP
2.	Kara Crisifulli	17:30.0	WU
3.	Molly Ostlund	18:04.8	UP
4.	Julie Mullin	18:47.9	UP
5.	Laurie Underwood	19:31.0	L&C
6.	Jenny Sanders	19:32.7	WU
7.			
8.			

EVENT:		Time	
Place	Name	Ht/Dist.	School
1.			
2.			
3.			
4.			
5.			
6.			
7.			
8.			

EVENT:	200	Time	
Place	Name	Ht/Dist.	School
1.	Sharon Wegener	26.5	WOSC
2.	Carrie Pizer	26.6	UP
3.	Cathy Sewell	26.9	WOSC
4.	Cathy Buhler	27.1	UP
5.	Shana Galloway	27.2	NMC
6.	Laurie Hanson	NT	WOSC
7.			
8.			

EVENT:		Time	
Place	Name	Ht/Dist.	School
1.			
2.			
3.			
4.			
5.			
6.			
7.			
8.			

EVENT:	4 X 400 RELAY	Time	
Place	Name	Ht/Dist.	School
1.		3:59.4	Lin
2.		4:00.4	UP
3.		4:04.1	WOSC
4.		4:04.3	WU
5.		4:07.3	SOSC
6.			
7.			
8.			

EVENT:		Time	
Place	Name	Ht/Dist.	School
1.			
2.			
3.			
4.			
5.			
6.			
7.			
8.			

EVENT:		Time	
Place	Name	Ht/Dist.	School
1.			
2.			
3.			
4.			
5.			
6.			
7.			
8.			

EVENT:		Time	
Place	Name	Ht/Dist.	School
1.			
2.			
3.			
4.			
5.			
6.			
7.			
8.			

EVENT:		Time	
Place	Name	Ht/Dist.	School
1.			
2.			
3.			
4.			
5.			
6.			
7.			
8.			

EVENT:		Time	
Place	Name	Ht/Dist.	School
1.			
2.			
3.			
4.			
5.			
6.			
7.			
8.			





NAIA NATL OUTDOOR T&F MT  
LONG JUMP - WOMEN ,

KEN HERRICK TR HILLS COL  
PRELIM # 1

MAY 23-25, 1985  
EVENT # 39

Thur

Schedule - Prelim:

Semi:

Final: 3:30PM-THURSDAY

Records - NAIA : 20-03.14 LORI RISENHOOVER ADAMS ST CO 1983  
TRACK : 17-10.0 JENISE HAMMONDS ASHLAND OH 1985

3 FLIGHTS OF 5 2 FLIGHTS OF 6 EIGHT QUALIFY FOR FINALS

ENTRANT #	NAME	GR	AFFILIATION	PREV. MARK	POSITION	PLACE	MARK
1115	AQUANETTA LOWRY	Sr	MISSISSIPPI VALLEY STATE	19-02.0	1	-----	-----
923	CARLA PETERS	Fr	BELMONT TN	18-06.5	2	-----	-----
1259	LAURA MILLER	Sr	WESTMINSTER MO	19-01.0	3	-----	-----
932	KRIS LEAF	Sp	BETHANY KS	17-05.0	4	-----	-----
990	KIMBERLY BLADDEN		HARRIS STOWE STATE MO	18-06.5	5	-----	-----

EVENT OFFICIAL

TITLE

WIND READING: -----

WOMEN

PRELIM # 2

EVENT # 39

Schedule - Prelim:

Semi:

Final: 3:30PM-THURSDAY

Records - NAIA : 20-03.14  
TRACK : 17-10.0

LORI RISENHOOVER ADAMS ST CO 1983  
JENISE HAMMONDS ASHLAND OH 1985

3 FLIGHTS OF 5 2 FLIGHTS OF 6 EIGHT QUALIFY FOR FINALS

ENTRANT #	NAME	GR	AFFILIATION	PREV. MARK	POSITION	PLACE	MARK
1216	LYNN HIDDE	Sp	WISC-MILWAUKEE	19-02.0	1	-----	-----
1168	MARIE BOYAN	Jr	RIO GRANDE OH	17-08.25	2	-----	-----
1249	DENISE WILLIAMS	Fr	WAYLAND BAPTIST TX	19-05.25	3	-----	-----
989	WILLETТА HILL	Fr	HARRIS STOWE STATE MO	18-07.0	4	-----	-----
1275	KIM COLON	Sr	FORT HAYS STATE KS	19-00.75	5	-----	-----
1347	KATIE CROWELL	Sp	CENTRAL WASHINGTON	18-04.5	6	-----	-----

EVENT OFFICIAL

TITLE

WIND READING: -----



NAIA NATL OUTDOOR T&F MT  
LONG JUMP - WOMEN

KEN HERRICK TR HILLS COL  
PRELIM # 3

MAY 23-25, 1985  
EVENT # 39

Schedule - Prelim:

Semi:

Final: 3:30PM-THURSDAY

Records - NAIA : 20-03.14 LORI RISENHOOVER ADAMS ST CO 1983  
TRACK : 17-10.0 JENISE HAMMONDS ASHLAND OH 1985

3 FLIGHTS OF 5 2 FLIGHTS OF 6 EIGHT QUALIFY FOR FINALS

ENTRANT #	NAME	GR	AFFILIATION	PREV. MARK	POSITION	PLACE	MARK
1022	MARDELL SCHULTZ		JAMESTOWN ND	18-03.25	1	-----	-----
1238	PENNY GRIFFIN	Sp	WAYLAND BAPTIST TX	19-00.0	2	-----	-----
1149	CICILIE MURDOCK		NORTHWOOD INSTITUTE MI	17-10.0	3	-----	-----
1342	BRENDA JONES	Sr	ARKANSAS COLLEGE	18-07.5	4	-----	-----
1273	KIMOLYN VANZANT	Fr	PRAIRIE VIEW A&M TX	19-03.0	5	-----	-----

EVENT OFFICIAL

TITLE

WIND READING: -----

NAIA NATL OUTDOOR T&F MT  
LONG JUMP - WOMEN ,

KEN HERRICK TR HILLS COL  
PRELIN # 4

MAY 23-25, 1985  
EVENT # 39

Schedule - Prelim:

Semi:

Final: 3:30PM-THURSDAY

Records - NAIA : 20-03.14 LORI RISENHOOVER ADAMS ST CO 1983  
TRACK : 17-10.0 JENISE HAMMONDS ASHLAND OH 1985

3 FLIGHTS OF 5 2 FLIGHTS OF 6 EIGHT QUALIFY FOR FINALS

ENTRANT #	NAME	GR	AFFILIATION	PREV. MARK	POSITION	PLACE	MARK
1151	KARRIE BROCKMAN	Sp	OTTAWA KS	18-09.0	1		
1329	ALBERT THOMAS	Jr	OZARK, SCHOOL OF MO	18-00.0	2		
1271	MICHELLE NEAL	Sp	PRAIRIE VIEW A&M TX	20-03.0	3		
1241	COMFORT IGEH	Fr	WAYLAND BAPTIST TX	19-03.0	4		
1211	KAREN BAUER	Fr	WISC-MILWAUKEE	18-11.0	5		
1029	LORA BOLTE		KEARNEY STATE NE	18-01.75	6		

EVENT OFFICIAL

TITLE

WIND READING: \_\_\_\_\_

NAIA NATL OUTDOOR T&F MT  
LONG JUMP - WOMEN ,

KEN HERRICK TR HILLS COL  
PRELIN # 5

MAY 23-25, 1985  
EVENT # 39

Schedule - Prelim:

Semi:

Final: 3:30PM-THURSDAY

Records - NAIA : 20-03.14 LORI RISENHOOVER ADAMS ST CO 1983  
TRACK : 17-10.0 JENISE HAMMONDS ASHLAND OH 1985

3 FLIGHTS OF 5 2 FLIGHTS OF 6 EIGHT QUALIFY FOR FINALS

ENTRANT #	NAME	GR	AFFILIATION	PREV. MARK	POSITION	PLACE	MARK
1286	ANA MARTINEZ		PAN AMERICAN TX	19-06.5	1	_____	_____
1333	MICHELLE HOLLAR	Fr	TAYLOR IN	18-00.5	2	_____	_____
1268	DEIRDRE JACKSON	Sr	PRAIRIE VIEW A&M TX	20-02.0	3	_____	_____
1124	SANDY FREDRIKSON	Sp	MOORHEAD STATE MN	18-09.5	4	_____	_____
1245	JAMI SHORES	Jr	WAYLAND BAPTIST TX	18-10.0	5	_____	_____
1085	DENISE RACE		MCPHERSON KS	18-01.5	6	_____	_____

EVENT OFFICIAL

TITLE

WIND READING: \_\_\_\_\_



NAIA NATL OUTDOOR T&F MT  
SHOT PUT - WOMEN ,

KEN HERRICK TR HILLS COL  
PRELIM # 1

MAY 23-25, 1985  
EVENT # 42

Schedule - Prelim:

Semi:

Final: 4:00PM-THURSDAY

Records - NAIA : 49-02.5  
TRACK : 45-00.5

KAREN WADDELL PRAIRIE VIEW 1983  
KARRIE MCNAIR HILLSDALE MI

3 FLIGHTS OF 5 & 1 HEAT OF 6 DRAWN BY LOT

8 QUALIFY TO FINAL

ENTRANT #	NAME	GR	AFFILIATION	PREV. MARK	POSITION	PLACE	MARK
976	LORI WEGH	Sr	DICKINSON STATE ND	43-01.0	1	-----	-----
1261	ANNETTA BROWN	Fr	WEST VIRGINIA STATE	39-10.5	2	-----	-----
1352	PAIGE DAUGHERTY	Sp	LEWIS AND CLARK OR	45-03.5	3	-----	-----
1267	SHARON HARRISON	Fr	PRAIRIE VIEW A&M TX	45-11.5	4	-----	-----
1059	JULIE KENT		MANCHESTER IN	43-03.0	5	-----	-----

EVENT OFFICIAL

TITLE

WIND READING: -----

NAIA NATL OUTDOOR T&F MT  
SHOT PUT - WOMEN

KEN HERRICK TR HILLS COL  
PRELIM # 2

MAY 23-25, 1985  
EVENT # 42

Schedule - Prelim:

Semi:

Final: 4:00PM-THURSDAY

Records - NAIA : 49-02.5  
TRACK : 45-00.5

KAREN WADDELL PRAIRIE VIEW 1983  
KARRIE MCNAIR HILLSDALE MI

3 FLIGHTS OF 5 & 1 HEAT OF 6 DRAWN BY LOT

8 QUALIFY TO FINAL

ENTRANT #	NAME	GR	AFFILIATION	PREV. MARK	POSITION	PLACE	MARK
1378	KATHERINE KERNODLE	Sp	WESTERN WASHINGTON	40-10.25	1	-----	-----
1232	BRENDA WOLF	Jr	FORT HAYS STATE KS	45-01.0	2	-----	-----
966	KAREN BROOKENS	Jr	CONCORDIA NE	43-10.5	3	-----	-----
902	LORETTA FIDEL		ADAMS STATE CO	46-06.0	4	-----	-----
965	SARAH THALER	Fr	COLORADO SCHOOL OF MINES	42-08.0	5	-----	-----

EVENT OFFICIAL

TITLE

WIND READING: -----

NAIA NATL OUTDOOR T&F MT  
SHOT PUT - WOMEN ,

KEN HERRICK TR HILLS COL  
PRELIN # 3

MAY 23-25, 1985  
EVENT # 42

Schedule - Prelim:

Semi:

Final: 4:00PM-THURSDAY

Records - NAIA : 49-02.5  
TRACK : 45-00.5

KAREN WADDELL PRAIRIE VIEW 1983  
KARRIE MCNAIR HILLSDALE MI

3 FLIGHTS OF 5 & 1 HEAT OF 6 DRAWN BY LOT

8 QUALIFY TO FINAL

ENTRANT #	NAME	GR	AFFILIATION	PREV. MARK	POSITION	PLACE	MARK
1171	PEGGY MORBITZER	Sr	RIO GRANDE OH	42-06.75	1	-----	-----
1039	BETH STUART		KEARNEY STATE NE	46-08.0	2	-----	-----
1301	JILL REYNOLDS	Sp	SOUTHERN UTAH STATE	41-01.0	3	-----	-----
1003	KARRIE MC NAIR	Sr	HILLSDALE MI	45-01.0	4	-----	-----
914	SANDY EARLY		AZUSA PACIFIC CA	44-03.0	5	-----	-----

EVENT OFFICIAL

TITLE

WIND READING: -----



NAIA NATL OUTDOOR T&F MT  
SHOT PUT - WOMEN

KEN HERRICK TR HILLS COL  
PRELIN # 4

MAY 23-25, 1985  
EVENT # 42

Schedule - Prelim:

Semi:

Final: 4:00PM-THURSDAY

Records - NAIA : 49-02.5 KAREN WADDELL PRAIRIE VIEW 1983  
TRACK : 45-00.5 KARRIE MCNAIR HILLSDALE MI

3 FLIGHTS OF 5 & 1 HEAT OF 6 DRAWN BY LOT 8 QUALIFY TO FINAL

ENTRANT #	NAME	GR	AFFILIATION	PREV. MARK	POSITION	PLACE	MARK
925	LIZ MULUIHILL	Sp	BEMIDJI STATE MN	46-10.5	1	-----	-----
1061	JACKIE MEINDERS		MANCHESTER IN	41-10.0	2	-----	-----
1325	JEANINE BANKS	Fr	MISSOURI BAPTIST	44-11.5	3	-----	-----
1293	LORI NORTHRUP	Jr	SAGINAW VALLEY STATE MI	42-01.0	4	-----	-----
1031	BECKY EDGREN		KEARNEY STATE NE	44-04.0	5	-----	-----
981	CONNIE HUGEN	Fr	DOANE NE	47-02.0	6	-----	-----

EVENT OFFICIAL

TITLE

WIND READING: -----

NAIA NATL OUTDOOR T&F MT  
3000 METER -WOMEN ,

KEN HERRICK TR HILLS COL  
SEMI # 1

MAY 23-25, 1985  
EVENT # 31

Schedule - Prelim:

Semi: 4:00PM-THURSDAY

Final: 6:25PM-SATURDAY

Records - NAIA : 9:47.30 DENISE FALZONE ADAMS STATE 1984  
TRACK : 10:18.21 CINDY REINHART SAGINAW VAL. 1984

2 HEATS OF 10 - QUALIFY TOP 6 TIMES EA HEAT TO FINAL

ENTRANT #	NAME	GR	AFFILIATION	PREV. MARK	POSITION	PLACE	MARK
1034	BARBARA HERBEK		KEARNEY STATE NE	10:23.0	1	-----	-----
1195	ANN MANNING	Sp	PORTLAND OR	9:23.8	2	-----	-----
1390	DEANNA MORFOOT		WESTMONT CA	10:20.79	3	-----	-----
1131	KAY SCHQENING	Sr	MOORHEAD STATE MN	10:02.10	4	-----	-----
1070	TERRI LEIBFRIED	Jr	MARQUETTE WS	10:06.50	5	-----	-----
1327	BETH DOERR	Fr	MISSOURI BAPTIST	10:34.0	6	-----	-----
1067	MARY ANN FERGUSON	Sr	MARQUETTE WS	10:23.10	7	-----	-----
1213	LYNN BOUCHE	Fr	WISC-MILWAUKEE	10:06.30	8	-----	-----
1000	LISA GREB	Fr	HILLSDALE MI	10:38.3	9	-----	-----
1394	GENEVIE PFUELLER	Fr	WESTERN WASHINGTON	9:57.33	10	-----	-----

*Heat 1*

EVENT OFFICIAL

TITLE

WIND READING: \_\_\_\_\_

NAIA NATL OUTDOOR T&F MT  
3000 METER -WOMEN ,

KEN HERRICK TR HILLS COL  
SEMI # 2

MAY 23-25, 1985  
EVENT # 31

Schedule - Prelim:

Semi: 4:00PM-THURSDAY

Final: 6:25PM-SATURDAY

Records - NAIA : 9:47.30  
TRACK : 10:18.21

DENISE FALZONE ADAMS STATE 1984  
CINDY REINHART SAGINAW VAL. 1984

2 HEATS OF 10 - QUALIFY TOP 6 TIMES EA HEAT TO FINAL

ENTRANT #	NAME	GR	AFFILIATION	PREV. MARK	POSITION	PLACE	MARK
1083	JULIA ZIMMER	Sp	MARQUETTE WS	10:07.51	1	-----	-----
1336	JODI WILLIAMSON	Sp	TAYLOR IN	10:51.24	2	-----	-----
1198	MARY OSTLUND	Sp	PORTLAND OR	10:06.1	3	-----	-----
901	DENISE FALZONE		ADAMS STATE CO	10:04.20	4	-----	-----
1160	MELANIE VENEKAMP	Sp	PACIFIC LUTHERAN WA	9:51.60	5	-----	-----
1119	MARGARET WILLIAMS	Sr	MISSISSIPPI VALLEY STATE	10:23.7	6	-----	-----
1187	BONNY MC LELAND		NORTH FLORIDA	10:24.20	7	-----	-----
1079	CHARLENE TRIMMELL	Sp	MARQUETTE WS	10:05.76	8	-----	-----
1208	KATIE SOMERS	Sr	WISC EAU CLAIRE	9:45.31	9	-----	-----
988	LORI PASCOE	Sp	GONZAGA WA	10:18.1	10	-----	-----

EVENT OFFICIAL

TITLE

WIND READING:-----



NAIA NATL OUTDOOR T&F MT  
SPRINT MEDLEY RELAY ,

KEN HERRICK TR HILLS COL  
SEMI # 1

MAY 23-25, 1985  
EVENT # 36

Schedule - Prelim:

Semi: 4:50PM-THURSDAY

Final: 9:10PM-THURSDAY

Records - NAIA : 1:39.32  
TRACK : NO MARK

PRAIRIE VIEW TX

1982

2 HEATS/ 1 OF 7 & 1 OF 8 - QUALIFY TOP 4 EA HEAT TO FINAL

ENTRANT #	NAME	GR	AFFILIATION	PREV. MARK	POSITION	PLACE	MARK
1406	/UNIV WISC AT MILW		WISC-MILWAUKEE	1:43.00	1	-----	-----
1404	/NORTHERN STATE COL		NORTHERN STATE SD	NO MARK	2	-----	-----
1430	/WAYNE STATE COLLEGE		WAYNE STATE NE	1:47.80	3	-----	-----
1414	/MARQUETTE UNIV		MARQUETTE WS	1:50.71	4	-----	-----
1403	/MISS VAL STATE COL		MISSISSIPPI VALLEY STATE	1:40.46	5	-----	-----
1413	/FORT HAYS STATE		FORT HAYS STATE KS	1:51.51	6	-----	-----
1402	/CENTRAL ST UNIV OH		CENTRAL STATE OH	1:47.90	7	-----	-----

EVENT OFFICIAL

TITLE

WIND READING: -----

NAIA NATL OUTDOOR T&F MT  
SPRINT MEDLEY RELAY ,

KEN HERRICK TR HILLS COL  
SEMI # 2

MAY 23-25, 1985  
EVENT # 36

Schedule - Prelim:

Semi: 4:50PM-THURSDAY

Final: 9:10PM-THURSDAY

Records - NAIA : 1:39.32  
TRACK : NO MARK

PRAIRIE VIEW TX

1982

2 HEATS/ 1 OF 7 & 1 OF 8 - QUALIFY TOP 4 EA HEAT TO FINAL

ENTRANT #	NAME	GR	AFFILIATION	PREV. MARK	POSITION	PLACE	MARK
1426	/KEARNEY STATE COL	KEARNEY STATE	NE	1:48.50	1	-----	-----
1415	/SAGINAW VAL STATE	SAGINAW VALLEY STATE	MI	1:44.90	2	-----	-----
1416	/DAKOTA STATE	DAKOTA STATE	SD	1:55.14	3	-----	-----
1408	/WALSH COLLEGE	WALSH	OH	1:49.84	4	-----	-----
1405	/NORTHWOOD	NORTHWOOD INSTITUTE	MI	NO MARK	5	-----	-----
1407	/WAYLAND BAP UNIV	WAYLAND BAPTIST	TX	1:47.29	6	-----	-----
1438	/PRAIRIE VIEW TX	PRAIRIE VIEW A&M	TX	1:38.74	7	-----	-----
1419	/SOUTHWESTERN KA	SOUTHWESTERN	KS	1:52.0	8	-----	-----

EVENT OFFICIAL

TITLE

WIND READING:-----

NAIA NATL OUTDOOR T&F MT  
1500 METER - WOMEN ,

KEN HERRICK TR HILLS COL  
PRELIN # 1

MAY 23-25, 1985  
EVENT # 30

Schedule - Prelim:

Semi: 5:10PM-THURSDAY

Final: 4:20PM-SATURDAY

Records - NAIA : 4:25.42  
TRACK : 4:41.14

LEAH PELLIS SIMON FRASER CAN 1983  
SARAH HIETT PARKSIDE 1985

2 HEATS OF 11 1 HEAT OF 10

TOP 4 IN EACH ADVANCE TO FINALS

ENTRANT #	NAME	GR	AFFILIATION	PREV. MARK	POSITION	PLACE	MARK
1393	PATTI CROSS	Sr	SIMON FRASER CAN	4:45.3	1	-----	-----
1326	KATHY BURGDORF	Fr	MISSOURI BAPTIST	4:43.60	2	-----	-----
1068	KARA HUGHES	Sr	MARQUETTE WS	4:42.14	3	-----	-----
1093	SUSAN DOWNER	Sr	MIDLAND LUTHERAN NE	4:40.38	4	-----	-----
1251	SHEILA BARRETT	Sp	WESTERN STATE CO	4:42.0	5	-----	-----
1201	TERRY FERLIC	Jr	WISC EAU CLAIRE	4:38.4	6	-----	-----
1219	MARY MEDICUS	Sr	WISC-MILWAUKEE	4:37.09	7	-----	-----
986	JENNY LAMOREUX	Sp	FLAGLER FL	4:37.80	8	-----	-----
1312	COLLEEN WISMER	Fr	WISC PARKSIDE	4:46.23	9	-----	-----
1134	RONDA GRIEBEN	Sr	NORTHERN STATE SD	NO MARK	10	-----	-----

EVENT OFFICIAL

TITLE

WIND READING: -----



NAIA NATL OUTDOOR T&F MT  
1500 METER - WOMEN ,

KEN HERRICK TR HILLS COL  
PRELIM # 2

MAY 23-25, 1985  
EVENT # 30

Schedule - Prelim:

Semi: 5:10PM-THURSDAY

Final: 4:20PM-SATURDAY

Records - NAIA : 4:25.42 LEAH PELLIS SIMON FRASER CAN 1983  
TRACK : 4:41.14 SARAH HIETT PARKSIDE 1985

2 HEATS OF 11 1 HEAT OF 10

TOP 4 IN EACH ADVANCE TO FINALS

ENTRANT #	NAME	GR	AFFILIATION	PREV. MARK	POSITION	PLACE	MARK
1062	MARLA MILLER		MANCHESTER IN	4:47.6	1	-----	-----
906	JULIE JENKINS		ADAMS STATE CO	4:40.0	2	-----	-----
1169	LYNN CLARK	Sp	RIO GRANDE OH	5:09.61	3	-----	-----
1019	TERESA LLOYD		JAMESTOWN ND	4:40.60	4	-----	-----
1307	MICHELLE WARTER	Fr	WISC PARKSIDE	4:41.1	5	-----	-----
1159	DENISE STOKES	Sr	PACIFIC LUTHERAN WA	4:36.2	6	-----	-----
912	MAURA BOOKOUT		AZUSA PACIFIC CA	4:39.90	7	-----	-----
1210	LAURA WODYN	Sr	WISC EAU CLAIRE	4:38.5	8	-----	-----
1076	LYNN SCHLICHTING	Sp	MARQUETTE WS	4:42.44	9	-----	-----
1114	BETTY LEE	Sp	MISSISSIPPI VALLEY STATE	4:42.60	10	-----	-----
1208	KATIE SOMERS	Sr	WISC EAU CLAIRE	4:34.08	11	-----	-----

EVENT OFFICIAL

TITLE

WIND READING: -----

NAIA NATL OUTDOOR T&F MT  
1500 METER - WOMEN ,

KEN HERRICK TR HILLS COL  
PRELIM # 3

MAY 23-25, 1985  
EVENT # 30

Schedule - Prelim:

Semi: 5:10PM-THURSDAY

Final: 4:20PM-SATURDAY

Records - NAIA : 4:25.42  
TRACK : 4:41.14

LEAH PELLIS SIMON FRASER CAN 1983  
SARAH HIETT PARKSIDE 1985

2 HEATS OF 11 1 HEAT OF 10

TOP 4 IN EACH ADVANCE TO FINALS

ENTRANT #	NAME	GR	AFFILIATION	PREV. MARK	POSITION	PLACE	MARK
1036	PAMELA KUNZE		KEARNEY STATE NE	4:57.70	1	-----	-----
1203	AMY JOHNSON	Sp	WISC EAU CLAIRE	4:43.5	2	-----	-----
1246	MWINGA SOTE	Jr	WAYLAND BAPTIST TX	4:34.97	3	-----	-----
1008	JENNIFER WILSON	Fr	HILLSDALE MI	4:48.42	4	-----	-----
1202	CHRIS GOEPEL	Fr	WISC EAU CLAIRE	4:38.3	5	-----	-----
1155	VALERIE HILDEN	Fr	PACIFIC LUTHERAN WA	4:42.6	6	-----	-----
1070	TERRI LEIBFRIED	Jr	MARQUETTE WS	4:42.60	7	-----	-----
1323	BETH KNAPP		LORAS IA	4:34.20	8	-----	-----
1304	SARAH HIETT	Sp	WISC PARKSIDE	4:40.9	9	-----	-----
1092	SHELLY DOWNER	Sr	MIDLAND LUTHERAN NE	4:39.90	10	-----	-----
1107	EUGENIE BEASON	Jr	MISSISSIPPI VALLEY STATE	4:41.8	11	-----	-----

EVENT OFFICIAL

TITLE

WIND READING: -----

NAIA NATL OUTDOOR T&F MT  
100 M. HURDLES WOMEN,

KEN HERRICK TR HILLS COL  
PRELIM # 1

MAY 23-25, 1985  
EVENT # 25

Schedule - Prelim: 6:15PM-THURSDAY

Semi: 4:10PM-FRIDAY

Final: 6:40PM-FRIDAY

Records - NAIA : 13.73  
TRACK : 14.4

THOMASINA BUSCH HAMPTON INST  
DONNA BLAUWKAMP

1984  
HILLSDALE MI 1985

4 HEATS OF 7 TOP 4 ADVANCE

SEMI-2 HEATS OF 8

TOP 4 QUALIFY FOR FINALS

ENTRANT #	NAME	GR	AFFILIATION	PREV. MARK	POSITION	PLACE	MARK
					1	-----	-----
1271	MICHELLE NEAL	Sp	PRAIRIE VIEW A&M TX	14.83	2	-----	-----
1135	KARMEN KING	Jr	NORTHERN STATE SD	14.43	3	-----	-----
1152	KAREN BELL	Jr	PACIFIC LUTHERAN WA	15.10	4	-----	-----
1216	LYNN HIDDE	Sp	WISC-MILWAUKEE	14.36	5	-----	-----
1259	LAURA MILLER	Sr	WESTMINSTER MO	14.80	6	-----	-----
1182	ANGELA TAYLOR	Sp	TARLETON STATE TX	12.32	7	-----	-----
1359	SHERRI HUDSON	Fr	SOUTHWESTERN KS	15.14	8	-----	-----

EVENT OFFICIAL

TITLE

WIND READING: -----



NAIA NATL OUTDOOR T&F NT  
100 M. HURDLES WOMEN,

KEN HERRICK TR HILLS COL  
PRELIM # 2

MAY 23-25, 1985  
EVENT # 25

Schedule - Prelim: 6:15PM-THURSDAY

Semi: 4:10PM-FRIDAY

Final: 6:40PM-FRIDAY

Records - NAIA : 13.73  
TRACK : 14.4

THOMASINA BUSCH HAMPTON INST 1984  
DONNA BLAUWKAMP

HILLSDALE MI 1985

4 HEATS OF 7. TOP 4 ADVANCE

SEMIS-2 HEATS OF 8

TOP 4 QUALIFY FOR FINALS

ENTRANT #	NAME	GR	AFFILIATION	PREV. MARK	POSITION	PLACE	MARK
					1	-----	-----
1249	DENISE WILLIAMS	Fr	WAYLAND BAPTIST TX	14.3	2	-----	-----
1004	MARIE PALINKAS	Fr	HILLSDALE MI	14.84	3	-----	-----
905	BRENDA JARVIS		ADAMS STATE CO	13.87	4	-----	-----
1174	MARTHA HANS	Sp	SIENA HEIGHTS MI	14.60	5	-----	-----
1279	ANN TROXEL	Fr	FORT HAYS STATE KS	15.3	6	-----	-----
1333	MICHELLE HOLLAR	Fr	TAYLOR IN	14.8	7	-----	-----
1397	CELINA OWEN	Sp	SIMON FRASER CAN	15.03	8	-----	-----

EVENT OFFICIAL

TITLE

WIND READING: -----

NAIA NATL OUTDOOR T&F MT  
100 M. HURDLES WOMEN,

KEN HERRICK TR HILLS COL  
PRELIN # 3

MAY 23-25, 1985  
EVENT # 25

Schedule - Prelim: 6:15PM-THURSDAY

Semi: 4:10PM-FRIDAY

Final: 6:40PM-FRIDAY

Records - NAIA : 13.73  
TRACK : 14.4

THOMASINA BUSCH HAMPTON INST  
DONNA BLAUNKAMP

1984  
HILLSDALE MI 1985

4 HEATS OF 7 TOP 4 ADVANCE

SEMIS-2 HEATS OF 8

TOP 4 QUALIFY FOR FINALS

ENTRANT #	NAME	GR	AFFILIATION	PREV. MARK	POSITION	PLACE	MARK
					1	-----	-----
1341	MISSY STOLTENBERG	WAYNE	STATE NE	14.8	2	-----	-----
1027	BETSY EMERSON	MARY	ND	14.85	3	-----	-----
957	CARRIE TUCKER	CENTRAL	STATE OK	14.20	4	-----	-----
1269	LAVONDA LUCKETT	Sp	PRAIRIE VIEW A&M TX	13.88	5	-----	-----
1230	HOLLY NIKLAS	Fr	WALSH OH	15.44	6	-----	-----
1222	FELICIA SUTTON	Sp	WISC-MILWAUKEE	15.00	7	-----	-----
904	KIM HALL	ADAMS	STATE CO	14.60	8	-----	-----

EVENT OFFICIAL

TITLE

WIND READING:-----

NAIA NATL OUTDOOR T&F MT  
100 M. HURDLES WOMEN,

KEN HERRICK TR HILLS COL  
PRELIM # 4

MAY 23-25, 1985  
EVENT # 25

Schedule - Prelim: 6:15PM-THURSDAY

Seai: 4:10PM-FRIDAY

Final: 6:40PM-FRIDAY

Records - NAIA : 13.73  
TRACK : 14.4

THOMASINA BUSCH HAMPTON INST  
DONNA BLAUWKAMP

1984  
HILLSDALE MI 1985

4 HEATS OF 7 TOP 4 ADVANCE

SEMI-2 HEATS OF 8

TOP 4 QUALIFY FOR FINALS

ENTRANT #	NAME	GR	AFFILIATION	PREV. MARK	POSITION	PLACE	MARK
					1	-----	-----
1238	PENNY GRIFFIN	Sp	WAYLAND BAPTIST TX	15.48	2	-----	-----
1273	KIMOLYN VANZANT	Fr	PRAIRIE VIEW A&M TX	14.18	3	-----	-----
999	DONNA BLAUWKAMP	Jr	HILLSDALE MI	14.64	4	-----	-----
1254	KELLEY SMOOTE	Sp	WESTERN STATE CO	14.7	5	-----	-----
989	WILLETTA HILL	Fr	HARRIS STOWE STATE MO	14.91	6	-----	-----
1275	KIM COLON	Sr	FORT HAYS STATE KS	14.0	7	-----	-----
998	JENNIFER VOTH	Fr	HASTINGS NE	15.00	8	-----	-----

EVENT OFFICIAL

TITLE

WIND READING: -----



NAIA NATL OUTDOOR T&F MT  
400 METER -WOMEN ,

KEN HERRICK TR HILLS COL  
PRELIM # 1

MAY 23-25, 1985  
EVENT # 27

Schedule - Prelim: 6:45PM-THURSDAY

Semi: 4:30PM-FRIDAY

Final: 5:25PM-SATURDAY

Records - NAIA : 52.53  
TRACK : 57.41

EASTER GABRIEL PRAIRIE VIEW 1982  
VERA PRUIT SAGINAW VALLEY 1985

3 HEATS OF 7 - TOP 5 EACH HEAT + FASTEST 6TH TIME TO SEMIS- 2 SEMIS OF 8, TOP 4 EA HEAT -FINAL

ENTRANT #	NAME	GR	AFFILIATION	PREV. MARK	POSITION	PLACE	MARK
					1	-----	-----
1117	CAROL WILLIAMS	Sr	MISSISSIPPI VALLEY STATE	52.23	2	-----	-----
900	CONNIE CALKIN	Sr	ADAMS STATE CO	55.62	3	-----	-----
1262	BESSIE MOORE	Fr	WEST VIRGINIA STATE	58.7	4	-----	-----
1324	CHRISTINE REICHERT		LORAS IA	57.0	5	-----	-----
1294	VERA PRUITT	Fr	SAGINAW VALLEY STATE MI	57.12	6	-----	-----
1248	FLORENCE USHIEAGU	Fr	WAYLAND BAPTIST TX	55.76	7	-----	-----
1033	TATIA HARRIS		KEARNEY STATE NE	58.80	8	-----	-----

EVENT OFFICIAL

TITLE

WIND READING: -----

NAIA NATL OUTDOOR T&F MT  
400 METER -WOMEN ,

KEN HERRICK TR HILLS COL  
PRELIM # 2

MAY 23-25, 1985  
EVENT # 27

Schedule - Prelim: 6:45PM-THURSDAY

Semi: 4:30PM-FRIDAY

Final: 5:25PM-SATURDAY

Records - NAIA : 52.53  
TRACK : 57.41

EASTER GABRIEL PRAIRIE VIEW 1982  
VERA PRUIT SAGINAW VALLEY 1985

3 HEATS OF 7 - TOP 5 EACH HEAT + FASTEST 6TH TIME TO SEMIS- 2 SEMIS OF 8, TOP 4 EA HEAT -FINAL

ENTRANT #	NAME	GR	AFFILIATION	PREV. MARK	POSITION	PLACE	MARK
					1		
1284	VONDA MCEACHERN	Fr	PANHANDLE STATE OK	57.21	2		
1272	JOCELYN TATUM	Sp	PRAIRIE VIEW A&M TX	54.26	3		
1240	JEANETTE HALLMAN	Sp	WAYLAND BAPTIST TX	58.61	4		
1118	GWENDOLYN WILLIAMS	Sp	MISSISSIPPI VALLEY STATE	55.80	5		
1224	INABELLE THOMPSON	Fr	WISC-MILWAUKEE	55.47	6		
1337	CINDY HEESACKER		WAYNE STATE NE	56.4	7		
1318	PAT WAGNER	Jr	DAKOTA STATE SD	1:01.14	8		

EVENT OFFICIAL

TITLE

WIND READING: \_\_\_\_\_

NAIA NATL OUTDOOR T&F MT  
400 METER -WOMEN ,

KEN HERRICK TR HILLS COL  
PRELIM # 3

MAY 23-25, 1985  
EVENT # 27

Schedule - Prelim: 6:45PM-THURSDAY

Semi: 4:30PM-FRIDAY

Final: 5:25PM-SATURDAY

Records - NAIA : 52.53  
TRACK : 57.41

EASTER GABRIEL PRAIRIE VIEW 1982  
VERA PRUIT SAGINAW VALLEY 1985

3 HEATS OF 7 - TOP 5 EACH HEAT + FASTEST 6TH TIME TO SEMIS- 2 SEMIS OF 8, TOP 4 EA HEAT -FINAL

ENTRANT #	NAME	GR	AFFILIATION	PREV. MARK	POSITION	PLACE	MARK
					1	-----	-----
1270	NORRIE MCAFEE	Jr	PRAIRIE VIEW A&M TX	55.21	2	-----	-----
1220	ABERDEAN MORTON	Fr	WISC-MILWAUKEE	57.15	3	-----	-----
1247	ALTHEA THOMAS	Fr	WAYLAND BAPTIST TX	55.07	4	-----	-----
1253	MICKIE KIRKENDALL	Jr	WESTERN STATE CO	56.0	5	-----	-----
937	DEBBIE REGIER		BETHEL KS	56.30	6	-----	-----
1310	KAREN SAVAGE	Fr	WISC PARKSIDE	1:01.47	7	-----	-----
1380	KATHY MILLER	Sp	WESTERN WASHINGTON	57.37	8	-----	-----

EVENT OFFICIAL

TITLE

WIND READING: -----



NAIA NATL OUTDOOR T&F MT  
100 METER -WOMEN

KEN HERRICK TR HILLS COL  
PRELIN # 1

MAY 23-25, 1985  
EVENT # 1

Schedule - Prelim: 7:05PM-THURSDAY

Semi: 4:10PM-FRIDAY

Final: 7:40PM-FRIDAY

Records - NAIA : 11.71  
TRACK : 12.24

VIRGIE BULLIE MIDLAND LUT NE 1984  
FILIPA SMITH SAGINAW VALLEY 1985

3 PRELIMS OF 7 TOP 5 IN EACH HEAT & FASTEST 6TH PLACE FINISH ADVANCE TO SEMI-FINALS

ENTRANT #	NAME	GR	AFFILIATION	PREV. MARK	POSITION	PLACE	MARK
					1	-----	-----
1369	KAREN STUBBLEFIELD	Jr	ARKANSAS- PINE BLUFF	12.05	2	-----	-----
1090	VIRGIE BULLIE	Sp	MIDLAND LUTHERAN NE	11.98	3	-----	-----
1275	KIM COLON	Sr	FORT HAYS STATE KS	12.12	4	-----	-----
1274	EVAN WILLIAMS	Sp	PRAIRIE VIEW A&M TX	11.65	5	-----	-----
950	VERONIA FRAZIER	Sp	CENTRAL STATE OH	12.10	6	-----	-----
989	WILLETTA HILL	Fr	HARRIS STOWE STATE MO	12.40	7	-----	-----
1115	AQUANETTA LOWRY	Sr	MISSISSIPPI VALLEY STATE	12.20	8	-----	-----

EVENT OFFICIAL

TITLE

WIND READING: -----

NAIA NATL OUTDOOR T&F MT  
100 METER -WOMEN ,

KEN HERRICK TR HILLS COL  
PRELIN # 2

MAY 23-25, 1985  
EVENT # 1

Schedule - Prelim: 7:05PM-THURSDAY

Semi: 4:10PM-FRIDAY

Final: 7:40PM-FRIDAY

Records - NAIA : 11.71  
TRACK : 12.24

VIRGIE BULLIE MIDLAND LUT NE 1984  
FILIPA SMITH SAGINAW VALLEY 1985

3 PRELIMS OF 7 TOP 5 IN EACH HEAT & FASTEST 6TH PLACE FINISH ADVANCE TO SEMI-FINALS

ENTRANT #	NAME	GR	AFFILIATION	PREV. MARK	POSITION	PLACE	MARK
					1	-----	-----
1215	GLORIA GREGORY	Sr	WISC-MILWAUKEE	11.95	2	-----	-----
946	KIMBERLY BARNES	Fr	CENTRAL STATE OH	12.10	3	-----	-----
907	JODY MASSER		ADAMS STATE CO	12.13	4	-----	-----
1112	BURETHA GRAHAM	Fr	MISSISSIPPI VALLEY STATE	12.18	5	-----	-----
1181	LURA DUNN	Jr	TARLETON STATE TX	12.05	6	-----	-----
1315	TAMMY FOX	Sp	DAKOTA STATE SD	12.64	7	-----	-----
1349	LINDA HANKINS	Fr	LANGSTON OK	11.76	8	-----	-----

EVENT OFFICIAL

TITLE

WIND READING: -----

NAIA NATL OUTDOOR T&F NT  
100 METER -WOMEN ,

KEN HERRICK TR HILLS COL  
PRELIN # 3

MAY 23-25, 1985  
EVENT # 1

Schedule - Prelim: 7:05PM-THURSDAY

Semi: 4:10PM-FRIDAY .

Final: 7:40PM-FRIDAY

Records - NAIA : 11.71  
TRACK : 12.24

VIRGIE BULLIE MIDLAND LUT NE 1984  
FILIPA SMITH SAGINAW VALLEY 1985

3 PRELIMS OF 7 TOP 5 IN EACH HEAT & FASTEST 6TH PLACE FINISH ADVANCE TO SEMI-FINALS

ENTRANT #	NAME	GR	AFFILIATION	PREV. MARK	POSITION	PLACE	MARK
					1	-----	-----
1341	MISSY STOLTENBERG		WAYNE STATE NE	12.3	2	-----	-----
1116	VERNESSA MERADAY	Fr	MISSISSIPPI VALLEY STATE	12.09	3	-----	-----
1302	JACQUELINE COTTON	Fr	WISC PARKSIDE	11.8	4	-----	-----
990	KIMBERLY GLADDEN		HARRIS STOWE STATE MO	12.88	5	-----	-----
1268	DEIRDRE JACKSON	Sr	PRAIRIE VIEW A&M TX	11.88	6	-----	-----
1184	KENDOLYN ELLINGTON	Fr	ARK MONTICELLO	12.15	7	-----	-----
1221	KIM ROBERTSON	Fr	WISC-MILWAUKEE	12.08	8	-----	-----

EVENT OFFICIAL

TITLE

WIND READING: -----



NAIA NATL OUTDOOR T&F MT  
800 METER -WOMEN

KEN HERRICK TR HILLS COL  
PRELIM # 1

MAY 23-25, 1985  
EVENT # 29

Schedule - Prelim: 7:25PM-THURSDAY

Semi: 4:50PM-FRIDAY

Final: 5:43PM-SATURDAY

Records - NAIA : 2:08.60  
TRACK : 2:18.75

JULIE JENKINS ADAMS STATE CO 1984  
VIRGINIA BELEVENDER SAG VAL 1985

4 HEATS- 3 OF 7 & 1 OF 8 QUALIFY 4 EA HEAT TO SEMI SEMI- 2 HEATS OF 8 TOP 4 EA HEAT TO FINAL

ENTRANT #	NAME	GR	AFFILIATION	PREV. MARK	POSITION	PLACE	MARK
					1	-----	-----
1252	STACEY BOHMAN	Sp	WESTERN STATE CO	2:14.1	2	-----	-----
1246	MWINGA SOTE	Jr	WAYLAND BAPTIST TX	2:16.57	3	-----	-----
1287	VIRGINIA BELEVENDER	Sr	SAGINAW VALLEY STATE MI	2:18.75	4	-----	-----
956	ALLISON STEELE		CENTRAL STATE OK	2:22.00	5	-----	-----
1134	RONDA GRIEBEN	Sr	NORTHERN STATE SD	2:14.14	6	-----	-----
906	JULIE JENKINS		ADAMS STATE CO	2:06.80	7	-----	-----
1122	KATIE CLASS	Sr	MOORHEAD STATE MN	2:15.44	8	-----	-----

EVENT OFFICIAL

TITLE

WIND READING: -----

NAIA NATL OUTDOOR T&F MT  
800 METER -WOMEN ,

KEN HERRICK TR HILLS COL  
PRELIM # 2

MAY 23-25, 1985  
EVENT # 29

Schedule - Prelim: 7:25PM-THURSDAY

Semi: 4:50PM-FRIDAY

Final: 5:45PM-SATURDAY

Records - NAIA : 2:08.60  
TRACK : 2:18.75

JULIE JENKINS ADAMS STATE CO 1984  
VIRGINIA BELEVENDER SAG VAL 1985

4 HEATS- 3 OF 7 & 1 OF 8 QUALIFY 4 EA HEAT TO SEMI SEMI- 2 HEATS OF 8 TOP 4 EA HEAT TO FINAL

ENTRANT #	NAME	GR	AFFILIATION	PREV. MARK	POSITION	PLACE	MARK
					1	-----	-----
913	SONJA COOPER		AZUSA PACIFIC CA	2:14.16	2	-----	-----
942	ESTHER MAHR	Sp	CEDARVILLE OH	2:17.03	3	-----	-----
1396	CARRIE MCCATHY	Sr	SIMON FRASER CAN	2:09.5	4	-----	-----
1217	ANNE HILLS	Fr	WISC-MILWAUKEE	2:14.06	5	-----	-----
1289	CARLENE ISABELLE	Sp	SAGINAW VALLEY STATE MI	2:19.21	6	-----	-----
1334	DIANE STOCKSDALE	Sr	TAYLOR IN	2:18.18	7	-----	-----
1114	BETTY LEE	Sp	MISSISSIPPI VALLEY STATE	2:15.20	8	-----	-----

EVENT OFFICIAL

TITLE

WIND READING: -----

NAIA NATL OUTDOOR T&F MT  
900 METER -WOMEN ,

KEN HERRICK TR HILLS COL  
PRELIM # 3

MAY 23-25, 1985  
EVENT # 29

Schedule - Prelim: 7:25PM-THURSDAY

Semi: 4:50PM-FRIDAY

Final: 5:45PM-SATURDAY

Records - NAIA : 2:08.60  
TRACK : 2:18.75

JULIE JENKINS ADAMS STATE CO 1984  
VIRGINIA BELEVENDER SAG VAL 1985

4 HEATS- 3 OF 7 & 1 OF 8 QUALIFY 4 EA HEAT TO SEMI SEMI- 2 HEATS OF 8 TOP 4 EA HEAT TO FINAL

ENTRANT #	NAME	SR	AFFILIATION	PREV. MARK	POSITION	PLACE	MARK
					1	-----	-----
1106	LAURIE GILLIS	Sr	MINOT STATE ND	2:12.44	2	-----	-----
1121	PAULA BEHRENDT	Sr	MOORHEAD STATE MN	2:13.68	3	-----	-----
1068	KARA HUGHES	Sr	MARQUETTE WS	2:18.10	4	-----	-----
1382	ROBIN MORTIMER	Sr	WESTERN WASHINGTON	2:17.19	5	-----	-----
1288	KAREN FOULDS	Sr	SAGINAW VALLEY STATE MI	2:19.7	6	-----	-----
1109	EUGENIE BEASON	Jr	MISSISSIPPI VALLEY STATE	2:14.57	7	-----	-----
983	REGAN TEN BENSEL	Jr	DOANE NE	2:15.67	8	-----	-----

EVENT OFFICIAL

TITLE

WIND READING: -----



NAIA NATL OUTDOOR T&F MT  
800 METER -WOMEN

KEN HERRICK TR HILLS COL  
PRELIM # 4

MAY 23-25, 1985  
EVENT # 29

Schedule - Prelim: 7:25PM-THURSDAY

Semi: 4:50PM-FRIDAY

Final: 5:45PM-SATURDAY

Records - NAIA : 2:08.60  
TRACK : 2:18.75

JULIE JENKINS ADAMS STATE CO 1984  
VIRGINIA BELEVENDER SAG VAL 1985

4 HEATS- 3 OF 7 & 1 OF 8 QUALIFY 4 EA HEAT TO SEMI SEMI- 2 HEATS OF 8 TOP 4 EA HEAT TO FINAL

ENTRANT #	NAME	GR	AFFILIATION	PREV. MARK	POSITION	PLACE	MARK
964	ADRIENNE BRADY	Sr	COLORADO SCHOOL OF MINES	2:17.30	1	-----	-----
1235	TOYA CASTILLO		PAN AMERICAN TX	2:14.8	2	-----	-----
1129	JUDY MOGCK	Sr	MOORHEAD STATE MN	2:13.62	3	-----	-----
944	JANE ROMIG	Jr	CEDARVILLE OH	2:14.00	4	-----	-----
1145	VONDA VELGERSDYK	Fr	NORTHWESTERN IA	2:18.00	5	-----	-----
1255	PAT BRANDEL	Fr	WESTMINSTER MO	2:26.9	6	-----	-----
1019	TERESA LLOYD		JAMESTOWN ND	2:14.90	7	-----	-----
1243	BERNICE NARVAIZ	Jr	WAYLAND BAPTIST TX	2:20.20	8	-----	-----

EVENT OFFICIAL

TITLE

WIND READING: \_\_\_\_\_

NAIA NATL OUTDOOR T&F MT  
200 METER WOMEN

KEN HERRICK TR HILLS COL  
PRELIM # 1

MAY 23-25, 1985  
EVENT # 26

Schedule - Prelim: 7:55PM-THURSDAY

Semi: 4:40PM-SATURDAY

Final: 6:05PM-SATURDAY

Records - NAIA : 23.93  
TRACK : 25.04

DENISE BULLOCKS CHICAGO ST  
FILIPA SMITH

1984  
SAGINAW VALLEY ST 85

4 HEATS- 1 OF 6 & 3 HEATS OF 7- QUALIFY 4 EA HEAT TO SEMI FINALS

ENTRANT #	NAME	GR	AFFILIATION	PREV. MARK	POSITION	PLACE	MARK
					1	-----	-----
1392	JACQUELINE COTTON	Fr	WISC PARKSIDE	26.3	2	-----	-----
1380	KATHY MILLER	Sp	WESTERN WASHINGTON	26.34	3	-----	-----
1111	LINDA FAIRS	Fr	MISSISSIPPI VALLEY STATE	24.80	4	-----	-----
1090	VIRGIE BULLIE	Sp	MIDLAND LUTHERAN NE	24.54	5	-----	-----
1349	LINDA HANKINS	Fr	LANGSTON OK	25.14	6	-----	-----
1274	EVAN WILLIAMS	Sp	PRAIRIE VIEW A&M TX	23.83	7	-----	-----
1247	ALTHEA THOMAS	Fr	WAYLAND BAPTIST TX	24.50	8	-----	-----

EVENT OFFICIAL

TITLE

WIND READING: -----

NAIA NATL OUTDOOR T&F MT  
200 METER WOMEN

KEN HERRICK TR HILLS COL  
PRELIM # 2

MAY 23-25, 1985  
EVENT # 26

Schedule - Prelim: 7:55PM-THURSDAY

Semi: 4:40PM-SATURDAY

Final: 6:05PM-SATURDAY

Records - NAIA : 23.93  
TRACK : 25.04

DENISE BULLOCKS CHICAGO ST  
FILIPA SMITH

1984  
SAGINAW VALLEY ST 85

4 HEATS- 1 OF 6 & 3 HEATS OF 7- QUALIFY 4 EA HEAT TO SEMI FINALS

ENTRANT #	NAME	GR	AFFILIATION	PREV. MARK	POSITION	PLACE	MARK
					1	-----	-----
1215	GLORIA GREGORY	Sr	WISC-MILWAUKEE	24.50	2	-----	-----
1272	JOCELYN TATUM	Sp	PRAIRIE VIEW A&M TX	24.02	3	-----	-----
923	CARLA PETERS	Fr	BELMONT TN	26.21	4	-----	-----
946	KIMBERLY BARNES	Fr	CENTRAL STATE OH	25.1	5	-----	-----
1181	LURA DUNN	Jr	TARLETON STATE TX	25.43	6	-----	-----
1115	AQUANETTA LOWRY	Sr	MISSISSIPPI VALLEY STATE	24.60	7	-----	-----
990	KIMBERLY GLADDEN		HARRIS STOWE STATE MO	26.45	8	-----	-----

EVENT OFFICIAL

TITLE

WIND READING: -----



NAIA NATL OUTDOOR T&F NT  
200 METER WOMEN ,

KEN HERRICK TR HILLS COL  
PRELIM # 3

MAY 23-25, 1985  
EVENT # 26

Schedule - Prelim: 7:55PM-THURSDAY

Semi: 4:40PM-SATURDAY

Final: 6:05PM-SATURDAY

Records - NAIA : 23.93  
TRACK : 25.04

DENISE BULLOCKS CHICAGO ST  
FILIPA SMITH

1984  
SAGINAW VALLEY ST 85

4 HEATS- 1 OF 6 & 3 HEATS OF 7- QUALIFY 4 EA HEAT TO SEMI FINALS

ENTRANT #	NAME	GR	AFFILIATION	PREV. MARK	POSITION	PLACE	MARK
					1	-----	-----
937	DEBBIE REGIER		BETHEL KS	25.80	2	-----	-----
1319	LORI WELBIG	Fr	DAKOTA STATE SD	26.64	3	-----	-----
1112	BURETHA GRAHAM	Fr	MISSISSIPPI VALLEY STATE	24.02	4	-----	-----
1221	KIM ROBERTSON	Fr	WISC-MILWAUKEE	24.74	5	-----	-----
989	WILLETIA HILL	Fr	HARRIS STOWE STATE MO	26.07	6	-----	-----
1369	KAREN STUBBLEFIELD	Jr	ARKANSAS- PINE BLUFF	25.01	7	-----	-----
1268	DEIRDRE JACKSON	Sr	PRAIRIE VIEW A&M TX	24.46	8	-----	-----

EVENT OFFICIAL

TITLE

WIND READING: -----

NAIA NATL OUTDOOR T&F MT  
200 METER WOMEN

KEN HERRICK TR HILLS COL  
PRELIM # 4

MAY 23-25, 1985  
EVENT # 26

Schedule - Prelim: 7:55PM-THURSDAY

Semi: 4:40PM-SATURDAY

Final: 6:05PM-SATURDAY

Records - NAIA : 23.93  
TRACK : 25.04

DENISE BULLOCKS CHICAGO ST  
FILIPA SMITH

1984  
SAGINAW VALLEY ST 85

4 HEATS- 1 OF 6 & 3 HEATS OF 7- QUALIFY 4 EA HEAT TO SEMI FINALS

ENTRANT #	NAME	GR	AFFILIATION	PREV. MARK	POSITION	PLACE	MARK
					1	_____	_____
1116	VERNESSA MERADAY	Fr	MISSISSIPPI VALLEY STATE	24.20	2	_____	_____
1296	FILIPA SMITH	Sp	SAGINAW VALLEY STATE MI	24.2	3	_____	_____
907	JODY MASSER		ADAMS STATE CO	24.87	4	_____	_____
1184	KENDOLYN ELLINGTON	Fr	ARK MONTICELLO	26.01	5	_____	_____
1270	NORRIE MCAFEE	Jr	PRAIRIE VIEW A&M TX	24.56	6	_____	_____
1324	CHRISTINE REICHERT		LORAS IA	26.0	7	_____	_____
					8	_____	_____

EVENT OFFICIAL

TITLE

WIND READING: \_\_\_\_\_

NAIA NATL OUTDOOR T&F MT  
400 HURDLES - WOMEN ,

KEN HERRICK TR HILLS COL  
PRELIN # 1

MAY 23-25, 1985  
EVENT # 28

Schedule - Prelim: 8:15PM-THURSDAY

Semi: 7:15PM-FRIDAY

Final: 5:05PM-SATURDAY

Records - NAIA : 58.99 LYNN GAMBLE 1983  
TRACK : 1:03.45 MARTHA HANS SIENA HEIGHTS MI 1985

4 PRELIMINARY HEATS TOP 4 ADVANCE TO SEMIS TOP FOUR FROM EACH SEMI ADVANCE TO FINALS

ENTRANT #	NAME	GR	AFFILIATION	PREV. MARK	POSITION	PLACE	MARK
					1		
1379	JANELLE MASSEY	Jr	WESTERN WASHINGTON	1:03.78	2		
1223	ANN THOMAS	Sp	WISC-MILWAUKEE	1:04.15	3		
1006	BELINDA SHAFFER	Sr	HILLSDALE MI	1:03.69	4		
1356	ILA AMOS	Sr	SOUTHERN OREGON STATE	1:04.4	5		
915	KIM HAYES		AZUSA PACIFIC CA	1:05.02	6		
1035	KAREN HEUERTZ		KEARNEY STATE NE	1:05.3	7		
1269	LAVONDA LUCKETT	Sp	PRAIRIE VIEW A&M TX	57.86	8		

EVENT OFFICIAL

TITLE

WIND READING: \_\_\_\_\_



NAIA NATL OUTDOOR T&F MT  
400 HURDLES - WOMEN ,

KEN HERRICK TR HILLS COL  
PRELIN # 2

MAY 23-25, 1985  
EVENT # 28

Schedule - Prelim: 8:15PM-THURSDAY

Semi: 7:15PM-FRIDAY

Final: 5:05PM-SATURDAY

Records - NAIA : 58.99  
TRACK : 1:03.45

LYNN GAMBLE 1983  
MARTHA HANS SIENA HEIGHTS MI 1985

4 PRELIMINARY HEATS TOP 4 ADVANCE TO SEMIS TOP FOUR FROM EACH SEMI ADVANCE TO FINALS

ENTRANT #	NAME	GR	AFFILIATION	PREV. MARK	POSITION	PLACE	MARK
1216	LYNN HIDDE	Sp	WISC-MILWAUKEE	1:02.96	1	-----	-----
1342	BRENDA JONES	Sr	ARKANSAS COLLEGE	1:04.7	2	-----	-----
924	KAREN LARSON		BEMIDJI STATE MN	1:04.38	3	-----	-----
1244	DONITA PERRY	Jr	WAYLAND BAPTIST TX	1:01.30	4	-----	-----
1135	KARMEN KING	Jr	NORTHERN STATE SD	1:03.89	5	-----	-----
1170	JONI GIBSON	Sp	RIO GRANDE OH	1:10.0	6	-----	-----
954	TONI THOMAS	Fr	CENTRAL STATE OH	1:05.00	7	-----	-----
1335	SHELLEY STONE	Fr	TAYLOR IN	1:05.81	8	-----	-----

EVENT OFFICIAL

TITLE

WIND READING: -----

NAIA NATL OUTDOOR T&F MT  
400 HURDLES - WOMEN ,

KEN HERRICK TR HILLS COL  
PRELIM # 3

MAY 23-25, 1985  
EVENT # 28

Schedule - Prelim: 8:15PM-THURSDAY

Semi: 7:15PM-FRIDAY

Final: 5:05PM-SATURDAY

Records - NAIA : 58.99  
TRACK : 1:03.45

LYNN GAMBLE 1983  
MARTHA HANS SIENA HEIGHTS MI 1985

4 PRELIMINARY HEATS TOP 4 ADVANCE TO SEMIS TOP FOUR FROM EACH SEMI ADVANCE TO FINALS

ENTRANT #	NAME	SR	AFFILIATION	PREV. MARK	POSITION	PLACE	MARK
1254	KELLEY SMOOTE	Sp	WESTERN STATE CO	1:04.2	1	-----	-----
1222	FELICIA SUTTON	Sp	WISC-MILWAUKEE	1:02.94	2	-----	-----
1043	PETRA JOHNSON	Jr	LINFIELD OR	1:02.20	3	-----	-----
1026	KARLA CAMPBELL	Jr	KANSAS WESLEYAN	1:09.7	4	-----	-----
1271	MICHELLE NEAL	Sp	PRAIRIE VIEW A&M TX	1:04.80	5	-----	-----
1277	DEB MOORE	Sp	FORT HAYS STATE KS	1:06.8	6	-----	-----
1130	JACQUI NEWMAN	Jr	MOORHEAD STATE MN	1:04.71	7	-----	-----
1283	RAE GARCIA	Fr	PANHANDLE STATE OK	1:03.91	8	-----	-----

EVENT OFFICIAL

TITLE

WIND READING: -----

NAIA NATL OUTDOOR T&F MT  
400 HURDLES - WOMEN ,

KEN HERRICK TR HILLS COL  
PRELIM # 4

MAY 23-25, 1985  
EVENT # 28

Schedule - Prelim: 8:15PM-THURSDAY

Semi: 7:15PM-FRIDAY

Final: 5:05PM-SATURDAY

Records - NAIA : 58.99  
TRACK : 1:03.45

LYNN GAMBLE 1983  
MARTHA HANS SIENA HEIGHTS MI 1985

4 PRELIMINARY HEATS TOP 4 ADVANCE TO SEMIS TOP FOUR FROM EACH SEMI ADVANCE TO FINALS

ENTRANT #	NAME	GR	AFFILIATION	PREV. MARK	POSITION	PLACE	MARK
1317	JEWEL NORTHRUP	Sp	DAKOTA STATE SD	1:07.34	1	-----	-----
1042	JENIFER TURNER		KENNESAW GA	1:03.95	2	-----	-----
1273	KIMOLYN VANZANT	Fr	PRAIRIE VIEW A&M TX	1:04.04	3	-----	-----
1152	KAREN BELL	Jr	PACIFIC LUTHERAN WA	1:02.8	4	-----	-----
1321	KERRY BRENNAN		LORAS IA	1:04.90	5	-----	-----
1174	MARTHA HANS	Sp	SIENA HEIGHTS MI	1:04.80	6	-----	-----
1279	ANN TROXEL	Fr	FORT HAYS STATE KS	1:08.45	7	-----	-----
905	BRENDA JARVIS		ADAMS STATE CO	1:02.80	8	-----	-----

EVENT OFFICIAL

TITLE

WIND READING:-----



NAIA NATL OUTDOOR T&F MT  
4X800 RELAY -WOMEN ,

KEN HERRICK TR HILLS COL  
FINAL

MAY 23-25, 1985  
EVENT # 37

Schedule - Prelim:

Semi: 8:45PM-THURSDAY

Final: 9:30PM-FRIDAY

Records - NAIA : 8:54.34  
TRACK : NO MARK

TEXAS SOUTHERN

1981

-----  
FINAL  
-----

ENTRANT #	NAME	GR	AFFILIATION	PREV. MARK	POSITION	PLACE	MARK
1414	/MARQUETTE UNIV		MARQUETTE WS	9:19.40	1	-----	-----
1435	/MANCHESTER COLLEGE		MANCHESTER IN	9:48.10	2	-----	-----
1432	/UNIV WISC EAU CLAIR		WISC EAU CLAIRE	9:21.59	3	-----	-----
1431	/PACIFIC LUTHERAN		PACIFIC LUTHERAN WA	9:13.5	4	-----	-----
1434	/CONCORDIA COLLEGE		CONCORDIA NE	9:54.80	5	-----	-----
1423	/MOORHEAD STATE UNIV		MOORHEAD STATE MN	9:16.70	6	-----	-----
1422	/AZUSA PACIFIC UNIV		AZUSA PACIFIC CA	9:23.70	7	-----	-----
1428	/UNIV OF PORTLAND		PORTLAND OR	9:35.10	8	-----	-----
1412	/UNIV WISC PARKSIDE		WISC PARKSIDE	9:19.10	9	-----	-----
1415	/SAGINAW VAL STATE		SAGINAW VALLEY STATE MI	9:22.60	10	-----	-----
1433	/SPRING ARBOR		SPRING ARBOR MI	NO MARK	11	-----	-----

EVENT OFFICIAL

TITLE

-----  
WIND READING: -----  
-----  
-----

NAIA NATL OUTDOOR T&F MT  
10,000 METER -WOKEN ,

KEN HERRICK TR HILLS COL  
FINAL

MAY 23-25, 1985  
EVENT # 33

Schedule - Prelim:

Semi:

Final: 9:55PM-THURSDAY

Records - NAIA : 35:17.88  
TRACK : NO MARK

LINDA MARQUARDT WS-MILWAUKEE 1983

-----  
FINALS

ENTRANT #	NAME	GR	AFFILIATION	PREV. MARK	POSITION	PLACE	MARK
903	SHARON FOSTER		ADAMS STATE CO	36:42.52	1	-----	-----
1186	ADRIAN LILBURN		NORTH FLORIDA	37:23.00	2	-----	-----
1295	CINDY REINHART	Sr	SAGINAW VALLEY STATE MI	38:10.0	3	-----	-----
1228	COLLEEN FUNK	Sp	WALSH OH	42:20.0	4	-----	-----
1007	GINA VAN LAAR	Fr	HILLSDALE MI	37:21.00	5	-----	-----
1061	KATIE WEBB	Sr	MARQUETTE WS	36:20.10	6	-----	-----
1207	MARIE PETERS	Sr	WISC EAU CLAIRE	38:55.53	7	-----	-----
1158	DANA STAMPER	Jr	PACIFIC LUTHERAN WA	33.26	8	-----	-----
1194	CLARE KRILL	Sp	PORTLAND OR	35:00.15	9	-----	-----
909	KATHY SPEAR		ADAMS STATE CO	36:57.61	10	-----	-----

EVENT OFFICIAL

TITLE

-----  
WIND READING: -----  
-----  
-----  
-----

FRI

NAIA NATL OUTDOOR T&F MT  
100 METER -WOMEN

KEN HERRICK TR HILLS COL  
SEMI # 1

MAY 23-25, 1985  
EVENT # 1

Schedule - Prelim: 7:05PM-THURSDAY

Semi: 4:10PM-FRIDAY

Final: 7:40PM-FRIDAY

Records - NAIA : 11.71  
TRACK : 12.24

VIRGIE BULLIE MIDLAND LUT NE 1984  
FILIPA SMITH SAGINAW VALLEY 1985

3 PRELIMS OF 7 TOP 5 IN EACH HEAT & FASTEST 6TH PLACE FINISH ADVANCE TO SEMI-FINALS

ENTRANT #	NAME	GR	AFFILIATION	PREV. MARK	POSITION	PLACE	MARK
1275	KIM COLON	Sr	FORT HAYS STATE KS	12.50	1	-----	-----
1116	VERNESSA MERADAY	Fr	MISSISSIPPI VALLEY STATE	12.53	2	-----	-----
1302	JACQUELINE COTTON	Fr	WISC PARKSIDE	12.43	3	-----	-----
1268	DEIRDRE JACKSON	Sr	PRAIRIE VIEW A&M TX	12.01	4	-----	-----
1221	KIM ROBERTSON	Fr	WISC-MILWAUKEE	11.94	5	-----	-----
1112	BURETHA GRAHAM	Fr	MISSISSIPPI VALLEY STATE	12.26	6	-----	-----
1090	VIRGIE BULLIE	Sp	MIDLAND LUTHERAN NE	12.36	7	-----	-----
1181	LURA DUNN	Jr	TARLETON STATE TX	12.35	8	-----	-----

EVENT OFFICIAL

TITLE

WIND READING: -----



NAIA NATL OUTDOOR T&F MT  
100 METER -WOMEN

KEN HERRICK TR HILLS COL  
SEMI # 2

MAY 23-25, 1985  
EVENT # 1

Schedule - Prelim: 7:05PM-THURSDAY

Semi: 4:10PM-FRIDAY

Final: 7:40PM-FRIDAY

Records - NAIA : 11.71  
TRACK : 12.24

VIRGIE BULLIE MIDLAND LUT NE 1984  
FILIPA SMITH SAGINAW VALLEY 1985

3 PRELIMS OF 7 TOP 5 IN EACH HEAT & FASTEST 6TH PLACE FINISH ADVANCE TO SEMI-FINALS

ENTRANT #	NAME	GR	AFFILIATION	PREV. MARK	POSITION	PLACE	MARK
1341	MISSY STOLTENBERG		WAYNE STATE NE	12.64	1	-----	-----
1369	KAREN STUBBLEFIELD	Jr	ARKANSAS- PINE BLUFF	12.42	2	-----	-----
946	KIMBERLY BARNES	Fr	CENTRAL STATE OH	12.31	3	-----	-----
1215	GLORIA GREGORY	Sr	WISC-MILWAUKEE	12.18	4	-----	-----
1274	EVAN WILLIAMS	Sp	PRAIRIE VIEW A&M TX	11.95	5	-----	-----
1115	AQUANETTA LOWRY	Sr	MISSISSIPPI VALLEY STATE	12.34	6	-----	-----
907	JODY MASSER		ADAMS STATE CO	12.33	7	-----	-----
950	VERONIA FRAZIER	Sp	CENTRAL STATE OH	12.47	8	-----	-----

EVENT OFFICIAL

TITLE

WIND READING: -----

NAIA NATL OUTDOOR T&F MT  
100 M. HURDLES WOMEN,

KEN HERRICK TR HILLS COL  
SEMI # 1

MAY 23-25, 1985  
EVENT # 25

Schedule - Prelim: 6:15PM-THURSDAY

Semi: 4:10PM-FRIDAY

Final: 6:40PM-FRIDAY

Records - NAIA : 13.73  
TRACK : 14.4

THOMASINA BUSCH HAMPTON INST  
DONNA BLAUNKAMP

1984  
HILLSDALE MI 1985

4 HEATS OF 7 TOP 4 ADVANCE

SEMI-2 HEATS OF 8

TOP 4 QUALIFY FOR FINALS

ENTRANT #	NAME	GR	AFFILIATION	PREV. MARK	POSITION	PLACE	MARK
1254	KELLEY SMOOTE	Sp	WESTERN STATE CO	15.27	1	_____	_____
1135	KARMEN KING	Jr	NORTHERN STATE SD	14.73	2	_____	_____
904	KIM HALL		ADAMS STATE CO	14.60	3	_____	_____
1249	DENISE WILLIAMS	Fr	WAYLAND BAPTIST TX	14.29	4	_____	_____
905	BRENDA JARVIS		ADAMS STATE CO	14.06	5	_____	_____
1273	KIMOLYN VANZANT	Fr	PRAIRIE VIEW A&M TX	14.38	6	_____	_____
999	DONNA BLAUNKAMP	Jr	HILLSDALE MI	14.66	7	_____	_____
1333	MICHELLE HOLLAR	Fr	TAYLOR IN	14.84	8	_____	_____

EVENT OFFICIAL

TITLE

WIND READING: \_\_\_\_\_

NAIA NATL OUTDOOR T&F MT  
100 M. HURDLES WOMEN,

KEN HERRICK TR HILLS COL  
SEMI # 2

MAY 23-25, 1985  
EVENT # 25

Schedule - Prelim: 6:15PM-THURSDAY

Semi: 4:10PM-FRIDAY

Final: 6:40PM-FRIDAY

Records - NAIA : 13.73  
TRACK : 14.4

THOMASINA BUSCH HAMPTON INST  
DONNA BLAUNKAMP

1984  
HILLSDALE MI 1985

4 HEATS OF 7 TOP 4 ADVANCE

SEMI-2 HEATS OF 8

TOP 4 QUALIFY FOR FINALS

ENTRANT #	NAME	GR	AFFILIATION	PREV. MARK	POSITION	PLACE	MARK
1275	KIM COLON	Sr	FORT HAYS STATE KS	15.18	1	_____	_____
1182	ANGELA TAYLOR	Sp	TARLETON STATE TX	14.69	2	_____	_____
1271	MICHELLE NEAL	Sp	PRAIRIE VIEW A&M TX	14.47	3	_____	_____
1216	LYNN HIDDE	Sp	WISC-MILWAUKEE	14.19	4	_____	_____
1269	LAVONDA LUCKETT	Sp	PRAIRIE VIEW A&M TX	14.16	5	_____	_____
957	CARRIE TUCKER		CENTRAL STATE OK	14.45	6	_____	_____
1174	MARTHA HANS	Sp	SIENA HEIGHTS MI	14.69	7	_____	_____
1222	FELICIA SUTTON	Sp	WISC-MILWAUKEE	15.04	8	_____	_____

EVENT OFFICIAL

TITLE

WIND READING: \_\_\_\_\_



NAIA NATL OUTDOOR T&F MT  
200 METER WOMEN

KEN HERRICK TR HILLS COL  
SEMI # 1

MAY 23-25, 1985  
EVENT # 26

Schedule - Prelim: 7:55PM-THURSDAY    Semi: 4:40PM-SATURDAY    Final: 6:05PM-SATURDAY

Records - NAIA : 23.93    DENISE BULLOCKS CHICAGO ST 1984  
          TRACK : 25.04    FILIPA SMITH    SAGINAW VALLEY ST 85

4 HEATS- 1 OF 6 & 3 HEATS OF 7- QUALIFY 4 EA HEAT TO SEMI FINALS

ENTRANT #	NAME	SR	AFFILIATION	PREV. MARK	POSITION	PLACE	MARK
1116	VERNESSA MERADAY	Fr	MISSISSIPPI VALLEY STATE	25.80	1	_____	_____
1090	VIRGIE BULLIE	Sp	MIDLAND LUTHERAN NE	25.39	2	_____	_____
946	KIMBERLY BARNES	Fr	CENTRAL STATE OH	25.23	3	_____	_____
1221	KIM ROBERTSON	Fr	WISC-MILWAUKEE	24.85	4	_____	_____
1247	ALTHEA THOMAS	Fr	WAYLAND BAPTIST TX	24.34	5	_____	_____
1274	EVAN WILLIAMS	Sp	PRAIRIE VIEW A&M TX	25.16	6	_____	_____
1369	KAREN STUBBLEFIELD	Jr	ARKANSAS- PINE BLUFF	25.25	7	_____	_____
1272	JOCELYN TATUM	Sp	PRAIRIE VIEW A&M TX	25.44	8	_____	_____

EVENT OFFICIAL

TITLE

WIND READING: \_\_\_\_\_

NAIA NATL OUTDOOR T&F MT  
200 METER WOMEN

KEN HERRICK TR HILLS COL  
SEMI # 2

MAY 23-25, 1985  
EVENT # 26

Schedule - Prelim: 7:55PM-THURSDAY

Semi: 4:40PM-SATURDAY

Final: 6:05PM-SATURDAY

Records - NAIA : 23.93  
TRACK : 25.04

DENISE BULLOCKS CHICAGO ST  
FILIPA SMITH

1984  
SAGINAW VALLEY ST 85

4 HEATS- 1 OF 6 & 3 HEATS OF 7- QUALIFY 4 EA HEAT TO SEMI FINALS

ENTRANT #	NAME	GR	AFFILIATION	PREV. MARK	POSITION	PLACE	MARK
1115	AQUANETTA LOWRY	Sr	MISSISSIPPI VALLEY STATE	25.63	1	-----	-----
1112	BURETHA GRAHAM	Fr	MISSISSIPPI VALLEY STATE	25.38	2	-----	-----
907	JODY MASSER		ADAMS STATE CO	25.12	3	-----	-----
1268	DEIRDRE JACKSON	Sr	PRAIRIE VIEW A&M TX	24.49	4	-----	-----
1296	FILIPA SMITH	Sp	SAGINAW VALLEY STATE MI	24.47	5	-----	-----
1270	NORRIE MCAFEE	Jr	PRAIRIE VIEW A&M TX	24.96	6	-----	-----
1215	GLORIA GREGORY	Sr	WISC-MILWAUKEE	25.34	7	-----	-----
1302	JACQUELINE COTTON	Fr	WISC PARKSIDE	25.44	8	-----	-----

EVENT OFFICIAL

TITLE

WIND READING: -----

NAIA NATL OUTDOOR T&F MT  
400 METER -WOMEN ,

KEN HERRICK TR HILLS COL  
SEMI # 1

MAY 23-25, 1985  
EVENT # 27

Schedule - Prelim: 6:45PM-THURSDAY    Semi: 4:30PM-FRIDAY    Final: 5:25PM-SATURDAY

Records - NAIA : 52.53    EASTER GABRIEL PRAIRIE VIEW 1982  
          TRACK : 57.41    VERA PRUIT SAGINAW VALLEY 1985

3 HEATS OF 7 - TOP 5 EACH HEAT + FASTEST 6TH    TIME TO SEMIS- 2 SEMIS OF 8, TOP 4 EA HEAT -FINAL

ENTRANT #	NAME	GR	AFFILIATION	PREV. MARK	POSITION	PLACE	MARK
1253	MICKIE KIRKENDALL	Jr	WESTERN STATE CO	1:01.06	1	-----	-----
1294	VERA PRUITT	Fr	SAGINAW VALLEY STATE MI	58.11	2	-----	-----
1224	INABELLE THOMPSON	Fr	WISC-MILWAUKEE	57.16	3	-----	-----
1117	CAROL WILLIAMS	Sr	MISSISSIPPI VALLEY STATE	55.14	4	-----	-----
1270	NORRIE MCAFEE	Jr	PRAIRIE VIEW A&M TX	56.63	5	-----	-----
937	DEBBIE REGIER		BETHEL KS	57.66	6	-----	-----
900	CONNIE CALKIN	Sr	ADAMS STATE CO	58.97	7	-----	-----
1284	VONDA MCEACHERN	Fr	PANHANDLE STATE OK	58.79	8	-----	-----

EVENT OFFICIAL

TITLE

WIND READING: \_\_\_\_\_



NAIA NATL OUTDOOR T&F NT  
400 METER -WOMEN ,

KEN HERRICK TR HILLS COL  
SEMI # 2

MAY 23-25, 1985  
EVENT # 27

Schedule - Prelim: 6:45PM-THURSDAY

Semi: 4:30PM-FRIDAY

Final: 5:25PM-SATURDAY

Records - NAIA : 52.53  
TRACK : 57.41

EASTER GABRIEL PRAIRIE VIEW 1982  
VERA PRUIT SAGINAW VALLEY 1985

3 HEATS OF 7 - TOP 5 EACH HEAT + FASTEST 6TH

TIME TO SEMIS- 2 SEMIS OF 8, TOP 4 EA HEAT -FINAL

ENTRANT #	NAME	GR AFFILIATION	PREV. MARK	POSITION	PLACE	MARK
1033	TATIA HARRIS	KEARNEY STATE NE	59.24	1	_____	_____
1337	CINDY HEESACKER	WAYNE STATE NE	58.20	2	_____	_____
1248	FLORENCE USHIEAGU	Fr WAYLAND BAPTIST TX	57.48	3	_____	_____
1247	ALTHEA THOMAS	Fr WAYLAND BAPTIST TX	55.33	4	_____	_____
1118	GWENDOLYN WILLIAMS	Sp MISSISSIPPI VALLEY STATE	56.49	5	_____	_____
1272	JOCELYN TATUM	Sp PRAIRIE VIEW A&M TX	57.45	6	_____	_____
1220	ABERDEAN MORTON	Fr WISC-MILWAUKEE	58.33	7	_____	_____
1380	KATHY MILLER	Sp WESTERN WASHINGTON	59.06	8	_____	_____

EVENT OFFICIAL

TITLE

WIND READING: \_\_\_\_\_

NAIA NATL OUTDOOR T&F MT  
800 METER -WOMEN ,

KEN HERRICK TR HILLS COL  
SEMI # 2

MAY 23-25, 1985  
EVENT # 29

Schedule - Prelim: 7:25PM-THURSDAY    Semi: 4:50PM-FRIDAY    Final: 5:45PM-SATURDAY

Records - NAIA : 2:08.60    JULIE JENKINS ADAMS STATE CO 1984  
             TRACK : 2:18.75    VIRGINIA BELEVENDER SAG VAL 1985

4 HEATS- 3 OF 7 & 1 OF 8 QUALIFY 4 EA HEAT TO SEMI SEMI- 2 HEATS OF 8 TOP 4 EA HEAT TO FINAL

ENTRANT #	NAME	GR	AFFILIATION	PREV. MARK	POSITION	PLACE	MARK
906	JULIE JENKINS		ADAMS STATE CO	2:18.30	1	-----	-----
944	JANE ROMIG	Jr	CEDARVILLE OH	2:15.72	2	-----	-----
1289	CARLENE ISABELLE	Sp	SAGINAW VALLEY STATE MI	2:15.19	3	-----	-----
942	ESTHER MAHR	Sp	CEDARVILLE OH	2:14.81	4	-----	-----
1106	LAURIE GILLIS	Sr	MINOT STATE ND	2:14.34	5	-----	-----
1019	TERESA LLOYD		JAMESTOWN ND	2:15.19	6	-----	-----
1129	JUDY MOGCK	Sr	MOORHEAD STATE MN	2:15.56	7	-----	-----
1122	KATIE CLASS	Sr	MOORHEAD STATE MN	2:18.06	8	-----	-----

EVENT OFFICIAL

TITLE

WIND READING: -----

NAIA NATL OUTDOOR T&F MT  
800 METER -WOMEN ,

KEN HERRICK TR HILLS COL  
SEMI # 1

MAY 23-25, 1985  
EVENT # 29

Schedule - Prelim: 7:25PM-THURSDAY

Semi: 4:50PM-FRIDAY

Final: 5:45PM-SATURDAY

Records - NAIA : 2:08.60  
TRACK : 2:18.75

JULIE JENKINS ADAMS STATE CO 1984  
VIRGINIA BELEVENDER SAG VAL 1985

4 HEATS- 3 OF 7 & 1 OF 8 QUALIFY 4 EA HEAT TO SEMI SEMI- 2 HEATS OF 8 TOP 4 EA HEAT TO FINAL

ENTRANT #	NAME	GR	AFFILIATION	PREV. MARK	POSITION	PLACE	MARK
1252	STACEY BOHMAN	Sp	WESTERN STATE CO	2:18.44	1	-----	-----
1121	PAULA BEHRENDT	Sr	MOORHEAD STATE MN	2:16.31	2	-----	-----
964	ADRIENNE BRADY	Sr	COLORADO SCHOOL OF MINES	2:15.48	3	-----	-----
1217	ANNE HILLS	Fr	WISC-MILWAUKEE	2:14.61	4	-----	-----
1396	CARRIE MCCATHY	Sr	SIMON FRASER CAN	2:14.23	5	-----	-----
1109	EUGENIE BEASON	Jr	MISSISSIPPI VALLEY STATE	2:15.35	6	-----	-----
983	REGAN TEN BENSEL	Jr	DOANE NE	2:16.21	7	-----	-----
1134	RONDA GRIEBEN	Sr	NORTHERN STATE SD	2:17.06	8	-----	-----

EVENT OFFICIAL

TITLE

WIND READING: -----



NAIA NATL OUTDOOR T&F MT  
HIGH JUMP -WOMEN

KEN HERRICK TR HILLS COL  
FINAL

MAY 23-25, 1985  
EVENT # 38

Schedule - Prelim:

Semi:

Final: 1:00PM-FRIDAY

Records - NAIA : 5-10.5  
TRACK : 5-08.5

SYBIL REDDICK TX SOUTHERN 1981  
LORI SHIFFLETT ASHLAND OH 1984

FIVE ALIVE UNLESS WEATHER DICTATES THE REFEREE TO RULE "ONE COMPETITOR AT A TIME"

ENTRANT #	NAME	GR	AFFILIATION	PREV. MARK	POSITION	PLACE	MARK
1322	MARY COYLE		LORAS IA	5-06.0	1	-----	-----
1273	KIMOLYN VANZANT	Fr	PRAIRIE VIEW A&M TX	5-04.0	2	-----	-----
920	JENNIFER SCHWARTZ		AZUSA PACIFIC CA	5-10.0	3	-----	-----
992	ELLEN JOHNSON	Sp	HASTINGS NE	5-06.0	4	-----	-----
1153	DENISE BRUCE	Sp	PACIFIC LUTHERAN WA	5-08.0	5	-----	-----
908	CINDY POOL		ADAMS STATE CO	5-06.0	6	-----	-----
1278	BEV MUSSELWHITE	Sr	FORT HAYS STATE KS	5-06.0	7	-----	-----
1130	JACQUI NEWMAN	Jr	MOORHEAD STATE MN	5-07.0	8	-----	-----
982	JILL MOSLEY	Sp	DOANE NE	5-04.25	9	-----	-----
1054	CASSIE WALTERS		MALONE OH	5-06.5	10	-----	-----
1089	SANDY ANDREWS	Sp	MIDLAND LUTHERAN NE	5-07.25	11	-----	-----
1035	DENISE RACE		MCPHERSON KS	5-05.25	12	-----	-----
1049	ERICA LOUTZENHISER		MALONE OH	5-06.0	13	-----	-----
1163	HOLLY WILSON	Sp	PACIFIC LUTHERAN WA	5-05.5	14	-----	-----
1316	PATTY HUNTNER	Sp	DAKOTA STATE SD	5-04.0	15	-----	-----
1150	JULANE THAYER		NORTHWOOD INSTITUTE MI	5-08.62	16	-----	-----
1138	ROYAUNE RISS	Sr	NORTHERN STATE SD	5-08.0	17	-----	-----
1080	MARISA WALSH	Fr	MARQUETTE WS	5-05.75	18	-----	-----
932	KRIS LEAF	Sp	BETHANY KS	5-05.25	19	-----	-----
1172	TIFFANY PARK		RIO GRANDE OH	5-02.0	20	-----	-----
1102	SHAWN SKAVDAHL	Jr	MIDLAND LUTHERAN NE	5-05.25	21	-----	-----
1084	AMY HOWELL		MCPHERSON KS	5-07.0	22	-----	-----
1262	BESSIE MOORE	Fr	WEST VIRGINIA STATE	5-04.25	23	-----	-----
1314	MICHELLE TUGGLE	Sp	BERRY GA	5-10.25	24	-----	-----
1120	RITA WINTERS	Fr	MISSISSIPPI VALLEY STATE	5-08.0	25	-----	-----
1292	KARI LOPINSKI	Sp	SAGINAW VALLEY STATE MI	5-06.0	26	-----	-----
1016	KRISTIN ERICKSON	Sp	JAMESTOWN ND	5-08.0	27	-----	-----
1298	RENEE WITTE	Jr	SAGINAW VALLEY STATE MI	5-06.0	28	-----	-----
1027	BETSY EMERSON		MARY ND	5-04.0	29	-----	-----
972	BONNIE STEHLIK	Sr	CONCORDIA NE	5-05.5	30	-----	-----
1002	MICHELLE KOWALSKI	Fr	HILLSDALE MI	5-06.0	31	-----	-----
1086	SANDY NICHOLS		MCPHERSON KS	5-04.0	32	-----	-----
1329	ALBERT THOMAS	Jr	OZARK, SCHOOL OF MO	5-08.0	33	-----	-----
1127	ERIKA HOHENSTEIN	Sp	MOORHEAD STATE MN	5-06.0	34	-----	-----

EVENT OFFICIAL

TITLE

WIND READING: \_\_\_\_\_

NAIA NATL OUTDOOR T&F MT  
JAVELIN - WOMEN ,

KEN HERRICK TR HILLS COL  
PRELIM # 1

MAY 23-25, 1985  
EVENT # 41

Schedule - Prelim:

Semi:

Final: 3:00PM-FRIDAY

Records - NAIA : 166-06.0  
TRACK : 10-09.0

JOAN WILLIAMSON W. WASH. 1984  
ELLEN KLINE SAGINAW VALLEY 1985

4 FLIGHTS/ 2 OF 5 & 2 OF 6- TOP 8 QUALIFY TO FINAL

ENTRANT #	NAME	GR	AFFILIATION	PREV. MARK	POSITION	PLACE	MARK
1161	CAROL WESTER	Jr	PACIFIC LUTHERAN WA	146-01.0	1	_____	_____
938	LEANNE PLUM	Jr	CAMPBELL NC	137-06.0	2	_____	_____
1391	KIM PETERS		NORTHERN MONTANA	147-07.0	3	_____	_____
1290	ELLEN KLINE	Jr	SAGINAW VALLEY STATE MI	11-09.0	4	_____	_____
1338	ANDRA JONES		WAYNE STATE NE	139-00.0	5	_____	_____

EVENT OFFICIAL

TITLE

WIND READING: \_\_\_\_\_



NAIA NATL OUTDOOR T&F MT  
JAVELIN - WOMEN ,

KEN HERRICK TR HILLS COL  
PRELIM # 2

MAY 23-25, 1985  
EVENT # 41

Schedule - Prelim:

Semi:

Final: 3:00PM-FRIDAY

Records - NAIA : 166-06.0 JOAN WILLIAMSON W. WASH. 1984  
TRACK : 10-09.0 ELLEN KLINE SAGINAW VALLEY 1985

4 FLIGHTS/ 2 OF 5 & 2 OF 6- TOP 8 QUALIFY TO FINAL

ENTRANT #	NAME	GR	AFFILIATION	PREV. MARK	POSITION	PLACE	MARK
1236	CYD MC CORNICK	Sr	WESTERN OREGON	145-06.0	1	-----	-----
1267	SHARON HARRISON	Fr	PRAIRIE VIEW A&M TX	118-08.0	2	-----	-----
1374	RHONDA HAAG	Sr	WESTERN WASHINGTON	137-01.0	3	-----	-----
1395	KAREN MURRAY	Sp	SIMON FRASER CAN	152-01.0	4	-----	-----
1277	DEB MOORE	Sp	FORT HAYS STATE KS	141-04.0	5	-----	-----

EVENT OFFICIAL

TITLE

WIND READING: -----



NAIA NATL OUTDOOR T&F MT  
JAVELIN - WOMEN ,

KEN HERRICK TR HILLS COL  
PRELIM # 3

MAY 23-25, 1985  
EVENT # 41

Schedule - Prelim:

Semi:

Final: 3:00PM-FRIDAY

Records - NAIA : 166-06.0 JOAN WILLIAMSON W. WASH. 1984  
TRACK : 10-09.0 ELLEN KLINE SASINAW VALLEY 1985

4 FLIGHTS/ 2 OF 5 & 2 OF 6- TOP 8 QUALIFY TO FINAL

ENTRANT #	NAME	GR	AFFILIATION	PREV. MARK	POSITION	PLACE	MARK
1234	DEBBIE BARNHURST	Jr	WESTERN OREGON	148-01.0	1	-----	-----
1264	GWEN KEISER	Sp	WHITWORTH WA	141-06.0	2	-----	-----
1180	BECKY BATES	Sr	TARLETON STATE TX	121-07.0	3	-----	-----
1301	JILL REYNOLDS	Sp	SOUTHERN UTAH STATE	136-07.0	4	-----	-----
1239	MARIA HALEY	Sr	WAYLAND BAPTIST TX	169-00.0	5	-----	-----
918	DONNA MC DONOUGH		AZUSA PACIFIC CA	144-05.0	6	-----	-----

EVENT OFFICIAL

TITLE

WIND READING: -----

NAIA NATL OUTDOOR T&F MT  
JAVELIN - WOMEN

KEN HERRICK TR HILLS COL  
PRELIM # 4

MAY 23-25, 1985  
EVENT # 41

Schedule - Prelim:

Semi:

Final: 3:00PM-FRIDAY

Records - NAIA : 166-06.0 JOAN WILLIAMSON W. WASH. 1984  
TRACK : 10-09.0 ELLEN KLINE SAGINAW VALLEY 1985

4 FLIGHTS/ 2 OF 5 & 2 OF 6- TOP 8 QUALIFY TO FINAL

ENTRANT #	NAME	GR	AFFILIATION	PREV. MARK	POSITION	PLACE	MARK
972	BONNIE STEHLIK	Sr	CONCORDIA NE	135-00.0	1	-----	-----
1205	SUZY KARSTEN	Sp	WISC EAU CLAIRE	127-01.0	2	-----	-----
1355	SANDY BEAM	Sr	SOUTHERN OREGON STATE	152-10.0	3	-----	-----
1437	SHANNON TERRY		POINT LOMA NAZARENE CA	142-01.0	4	-----	-----
1164	REGINA NORRIS	Jr	PACIFIC OR	156-10.0	5	-----	-----
1028	LEMA LAPOINTE	Sp	MARY ND	144-04.0	6	-----	-----

EVENT OFFICIAL

TITLE

WIND READING: -----

NAIA NATL OUTDOOR T&F NT  
4X100 RELAY-WOMEN ,

KEN HERRICK TR HILLS COL  
SEMI # 1

MAY 23-25, 1985  
EVENT # 34

Schedule - Prelim:

Semi: 5:20PM-FRIDAY

Final: 4:00PM-SATURDAY

Records - NAIA : 45.06  
TRACK : 48.11

PRAIRIE VIEW A&M TX 1983  
SAGINAW VALLEY STATE MI 1985

2 HEATS OF 8- QUALIFY 4 EA HEAT TO FINAL

ENTRANT #	NAME	GR	AFFILIATION	PREV. MARK	POSITION	PLACE	MARK
1407	/WAYLAND BAP UNIV		WAYLAND BAPTIST TX	46.86	1	-----	-----
1438	/PRAIRIE VIEW TX		PRAIRIE VIEW A&M TX	45.46	2	-----	-----
1413	/FORT HAYS STATE		FORT HAYS STATE KS	48.78	3	-----	-----
1404	/NORTHERN STATE COL		NORTHERN STATE SD	NO MARK	4	-----	-----
1408	/WALSH COLLEGE		WALSH OH	49.1	5	-----	-----
1418	/LANGSTON		LANGSTON OK	49.36	6	-----	-----
1420	/UNIV ARK PINE BLUFF		ARKANSAS- PINE BLUFF	48.60	7	-----	-----
1402	/CENTRAL ST UNIV OH		CENTRAL STATE OH	47.75	8	-----	-----

EVENT OFFICIAL

TITLE

WIND READING: -----



NAIA NATL OUTDOOR T&F MT  
4X100 RELAY-WOMEN ,

KEN HERRICK TR HILLS COL  
SEMI # 2

MAY 23-25, 1985  
EVENT # 34

Schedule - Prelim:

Semi: 5:20PM-FRIDAY

Final: 4:00PM-SATURDAY

Records - NAIA : 45.06  
TRACK : 48.11

PRAIRIE VIEW A&M TX 1983  
SAGINAW VALLEY STATE MI 1985

2 HEATS OF 8- QUALIFY 4 EA HEAT TO FINAL

ENTRANT #	NAME	GR AFFILIATION	PREV. MARK	POSITION	PLACE	MARK
1403	/MISS VAL STATE COL	MISSISSIPPI VALLEY STATE	46.57	1	-----	-----
1406	/UNIV WISC AT MILW	WISC-MILWAUKEE	46.80	2	-----	-----
1416	/DAKOTA STATE	DAKOTA STATE SD	51.54	3	-----	-----
1414	/MARQUETTE UNIV	MARQUETTE WS	49.10	4	-----	-----
1405	/NORTHWOOD	NORTHWOOD INSTITUTE MI	48.55	5	-----	-----
1415	/SAGINAW VAL STATE	SAGINAW VALLEY STATE MI	48.11	6	-----	-----
1417	/ARKANSAS COLLEGE	ARKANSAS COLLEGE	50.70	7	-----	-----
1419	/SOUTHWESTERN KA	SOUTHWESTERN KS	48.8	8	-----	-----

EVENT OFFICIAL

TITLE

WIND READING:-----

NAIA NATL OUTDOOR T&F MT  
5000 METER -WOMEN

KEN HERRICK TR HILLS COL  
FINAL

MAY 23-25, 1985  
EVENT # 32

Schedule - Prelim:

Semi:

Final: 8:00PM-FRIDAY

Records - NAIA : 16:53.49 LINDA MARQUARDT WS-MILWAUKEE 1983  
TRACK : 17:43.54 ALANE KEEFER ASHLAND OH 1985

FINAL

ENTRANT #	NAME	GR	AFFILIATION	PREV. MARK	POSITION	PLACE	MARK
1126	TERESA GREENWOOD	Fr	MOORHEAD STATE MN	17:25.50	1		
1054	MARGUERITE SKELLO		MALONE OH	18:10.6	2		
1194	CLARE KRILL	Sp	PORTLAND OR	16:51.78	3		
1219	MARY MEDICUS	Sr	WISC-MILWAUKEE	17:25.84	4		
1131	KAY SCHOENING	Sr	MOORHEAD STATE MN	17:31.1	5		
1083	JULIA ZIMMER	Sp	MARQUETTE WS	17:11.21	6		
1185	LISA CATMAN		NORTH FLORIDA	18:30.20	7		
988	LORI PASCOE	Sp	GONZAGA WA	17:59.0	8		
901	DENISE FALZONE		ADAMS STATE CO	17:50.11	9		
1381	DOLORES MONTGOMERY	Sp	WESTERN WASHINGTON	17:39.0	10		
1081	KATIE WEBB	Sr	MARQUETTE WS	17:10.76	11		
1137	LEDAE REINSCHNIDT	Jr	NORTHERN STATE SD	17:56.33	12		
1192	KRISTY JOHNSTON	Sp	PORTLAND OR	17:18.2	13		
1336	JODI WILLIAMSON	Sp	TAYLOR IN	18:40.0	14		
1119	MARGARET WILLIAMS	Sr	MISSISSIPPI VALLEY STATE	18:00.30	15		
1079	CHARLENE TRIMMELL	Sp	MARQUETTE WS	17:53.20	16		
1187	BONNY MC LELAND		NORTH FLORIDA	17:50.20	17		
1251	SHEILA BARRETT	Sp	WESTERN STATE CO	17:58.2	18		
1186	ADRIAN LILBURN		NORTH FLORIDA	17:41.10	19		
1034	BARBARA HERBEK		KEARNEY STATE NE	18:20.40	20		
1228	COLLEEN FUNK	Sp	WALSH OH	17:57.14	21		
1308	JULIE MCREYNOLDS	Fr	WISC PARKSIDE	18:09.34	22		
1346	KIM BURKE	Sp	CENTRAL WASHINGTON	18:03.0	23		

EVENT OFFICIAL

TITLE

WIND READING: \_\_\_\_\_



NAIA NATL OUTDOOR T&F MT  
4 X 400 RELAY-WOMEN ,

KEN HERRICK TR HILLS COL  
PRELIM # 1

MAY 23-25, 1985  
EVENT # 35 .

Schedule - Prelim:

Semi: 9:00PM-FRIDAY

Final: 7:00PM-SATURDAY

Records - NAIA : 3:37.82  
TRACK : 3:56.05

PRAIRIE VIEW A&M TX 1982  
HILLSDALE MI

3 HEATS OF 7- TOP 2 EA HEAT + 2 FASTEST TIMES QUALIFY TO FINAL

ENTRANT #	NAME	GR	AFFILIATION	PREV. MARK	POSITION	PLACE	MARK
1408	/WALSH COLLEGE	WALSH OH		3:57.81	1	-----	-----
1405	/NORTHWOOD	NORTHWOOD INSTITUTE MI		3:58.2	2	-----	-----
1419	/SOUTHWESTERN KA	SOUTHWESTERN KS		4:06.2	3	-----	-----
1422	/AZUSA PACIFIC UNIV	AZUSA PACIFIC CA		3:54.64	4	-----	-----
1421	/WESTERN WASHINGTON	WESTERN WASHINGTON		3:54.65	5	-----	-----
1413	/FORT HAYS STATE	FORT HAYS STATE KS		4:08.40	6	-----	-----
1438	/PRAIRIE VIEW TX	PRAIRIE VIEW A&M TX		3:36.81	7	-----	-----

EVENT OFFICIAL

TITLE

WIND READING: -----



NAIA NATL OUTDOOR T&F MT  
4 X 400 RELAY-WOMEN ,

KEN HERRICK TR HILLS COL  
PRELIM # 2

MAY 23-25, 1985  
EVENT # 35

Schedule - Prelim:

Semi: 9:00PM-FRIDAY

Final: 7:00PM-SATURDAY

Records - NAIA : 3:37.82  
TRACK : 3:56.05

PRAIRIE VIEW A&M TX 1982  
HILLSDALE MI

3 HEATS OF 7- TOP 2 EA HEAT + 2 FASTEST TIMES QUALIFY TO FINAL

ENTRANT #	NAME	GR	AFFILIATION	PREV. MARK	POSITION	PLACE	MARK
1415	/SAGINAW VAL STATE		SAGINAW VALLEY STATE MI	3:54.7	1	-----	-----
1416	/DAKOTA STATE		DAKOTA STATE SD	4:09.4	2	-----	-----
1414	/MARQUETTE UNIV		MARQUETTE WS	4:04.7	3	-----	-----
1403	/MISS VAL STATE COL		MISSISSIPPI VALLEY STATE	3:39.38	4	-----	-----
1426	/KEARNEY STATE COL		KEARNEY STATE NE	3:58.3	5	-----	-----
1410	/HILLSDALE		HILLSDALE MI	3:56.11	6	-----	-----
1407	/WAYLAND BAP UNIV		WAYLAND BAPTIST TX	3:52.93	7	-----	-----

EVENT OFFICIAL

TITLE

WIND READING: -----

NAIA NATL OUTDOOR T&F MT  
4 X 400 RELAY-WOMEN ,

KEN HERRICK TR HILLS COL  
PRELIM # 3

MAY 23-25, 1985  
EVENT # 35

Schedule - Prelim:

Semi: 9:00PM-FRIDAY

Final: 7:00PM-SATURDAY

Records - NAIA : 3:37.82  
TRACK : 3:56.05

PRAIRIE VIEW A&M TX  
HILLSDALE MI

1982

3 HEATS OF 7- TOP 2 EA HEAT + 2 FASTEST TIMES QUALIFY TO FINAL

ENTRANT #	NAME	GR	AFFILIATION	PREV. MARK	POSITION	PLACE	MARK
1420	/UNIV ARK PINE BLUFF	ARKANSAS-	PINE BLUFF	3:54.90	1	_____	_____
1406	/UNIV WISC AT MILW	WISC-	MILWAUKEE	3:42.8	2	_____	_____
1424	/NORTHWESTERN COL	NORTHWESTERN	IA	4:02.1	3	_____	_____
1402	/CENTRAL ST UNIV OH	CENTRAL STATE	OH	3:56.1	4	_____	_____
1399	/ADAMS STATE COLLEGE	ADAMS STATE	CO	3:46.51	5	_____	_____
1404	/NORTHERN STATE COL	NORTHERN STATE	SD	NO MARK	6	_____	_____
1401	/CEDARVILLE COLLEGE	CEDARVILLE	OH	4:01.44	7	_____	_____

EVENT OFFICIAL

TITLE

WIND READING: \_\_\_\_\_



NAIA NATL OUTDOOR T&F MT  
MARATHON - WOMEN

KEN HERRICK TR HILLS COL  
FINAL

MAY 23-25, 1985  
EVENT # 43

Schedule - Prelim:

Semi:

Final: 6:00AM-SATURDAY

Records - NAIA : 2:57:20.5 CINDY REINHART SAGINAW VAL. 1984  
TRACK : NO MARK

FINAL

ENTRANT #	NAME	GR	AFFILIATION	PREV. MARK	POSITION	PLACE	MARK
995	KELLY OPBROCK	Fr	HASTINGS NE	3:29:00.00	1		
1053	PENNY ROSDIL		MANCHESTER IN	3:06:48.00	2		
1209	SHERI STUBLER	Jr	WISC EAU CLAIRE	3:29:00.00	3		
1300	SHANNON HEAPS	Sp	SOUTHERN UTAH STATE	3:22:32.0	4		
987	NANCY STAUDT	Sr	GEORGIAN COURT NJ	3:16:42.0	5		
1295	CINDY REINHART	Sr	SAGINAW VALLEY STATE MI	2:57:10.0	6		
903	SHARON FOSTER		ADAMS STATE CO	2:55:20.0	7		
1057	TRINA CHAPMAN		MANCHESTER IN	3:10:48.00	8		
1154	SHERRY CLARK	Sp	PACIFIC LUTHERAN WA	3:16:54.00	9		
1198	BECKY MOTLEY		NORTH FLORIDA	3:06:47.00	10		
1354	KATHLEEN WELAND	Sp	LEWIS AND CLARK OR	3:14:35.0	11		
1204	MAUREEN JUNIO	Sr	WISC EAU CLAIRE	3:21:00.00	12		
1361	DENISE ROBBINS	Jr	SOUTHWESTERN KS	3:29:41.0	13		
1015	KELLY CAHILL	Sp	JAMESTOWN ND	3:13:27.00	14		
1299	JOLENE FISHER	Jr	SOUTHERN UTAH STATE	2:48:59.0	15		
1357	KATHY BOONE	Fr	SOUTHWESTERN KS	3:17:02.0	16		
1177	DEB KUNTZLEMAN	Sr	SPRING ARBOR MI	3:45:00.00	17		
922	LORI FISCHER	Sr	BELMONT TN	3:07:23.00	18		

EVENT OFFICIAL

TITLE

WIND READING: \_\_\_\_\_



NAIA NATL OUTDOOR T&F MT  
DISCUS - WOMEN

KEN HERRICK TR HILLS COL  
PRELIM # 1

MAY 23-25, 1985  
EVENT # 40

Schedule - Prelim:

Semi:

Final: 12:00P-SATURDAY

Records - NAIA : 151-07.0 LYNETTE ANTOINE ST AUGUSTINE 1982  
TRACK : 144-05.25 SUE KECK ASHLAND OH 1985

4 FLIGHTS/ 3 OF 6 & 1 OF 5- 8 QUALIFY TO FINAL

ENTRANT # NAME GR AFFILIATION PREV. MARK POSITION PLACE MARK

1242	CINDY MAESTAS	Sp WAYLAND BAPTIST TX	123-02.0	1	-----	-----	113-9 <sup>2</sup>	36.74 120-7	34.34 112-8
965	SARAH THALER	Fr COLORADO SCHOOL OF MINES	135-05.0	2	-----	-----	126	37.80 124-1	38.46 116-4
902	LORETTA FIDEL	ADAMS STATE CO	136-10.5	3	-----	-----	f ring	37.80 124-1	38.70 127
914	SANDY EARLY	AZUSA PACIFIC CA	141-06.0	4	-----	-----	41.92 137-6	f ring	f sub
1087	MARIE FREES	Jr MID AMERICA NAZARENE KS	141-05.0	5	-----	-----	34.99 114+	39.30 129	41.50 136-2

EVENT OFFICIAL

TITLE

WIND READING: -----

41.50 Early 43.50 f 42.42  
142.9 139.3

~~Frees~~

42.30 La Point 40.06 39.58 40.50  
131-9 129-11 132-11

Early  
La Point  
Northrup

42.68 Northrup f 38.02 f  
Sector 124-9 cage

Shanna  
Harrison

43.50 Shanna f f f  
Sector intent intent

43.74 Harrison f 41.78 41.62  
Sector 137-2 136-8

Hugen

44.14 Hugen 42.90 40.82 41.72  
143-9 134-0 136-11

W. Hugen

44.22 W. Hugen 38.38 39.34  
126 129-7 129-1

Stuart

44.08 Stuart f 44.32 41.68  
Sector 145-6 136-10

NAIA NATL OUTDOOR T&F MT  
DISCUS - WOMEN

KEN HERRICK TR HILLS COL  
PRELIM # 2

MAY 23-25, 1985  
EVENT # 40

Schedule - Prelim:

Semi:

Final: 12:00P-SATURDAY

Records - NAIA : 151-07.0 LYNETTE ANTOINE ST AUGUSTINE 1982  
TRACK : 144-05.25 SUE KECK ASHLAND OH 1985

4 FLIGHTS/ 3 OF 6 & 1 OF 5- 8 QUALIFY TO FINAL

ENTRANT #	NAME	GR	AFFILIATION	PREV. MARK	POSITION	PLACE	MARK
-----------	------	----	-------------	------------	----------	-------	------

1205 SUZY KARSTEN

Sp WISC EAU CLAIRE

124-01.0

1

1039 BETH STUART

KEARNEY STATE NE

161-10.0

2

1267 SHARON HARRISON

Fr PRAIRIE VIEW A&M TX

141-08.0

3

1028 LENA LAPOINTE

Sp MARY ND

138-02.0

4

1353 WANDA STRUTKO

Fr LEWIS AND CLARK OR

140-03.0

5

1325 JEANINE BANKS

Fr MISSOURI BAPTIST

134-00.0

6

39.0 36.36 37.98  
128-0 118-4 124.8  
42.40 45.28 46.08  
139-2 148.8 151.3  
43.30 43.74 f  
142-2 143-7 cage  
38.74 40.38 42.80  
127-1 132-6 138-10  
f 41.28 39.90  
135-6 131-0  
38.22 41.28 35.88  
125-6 135-6 117-9

EVENT OFFICIAL

TITLE

WIND READING: \_\_\_\_\_



NAIA NATL OUTDOOR T&F MT  
DISCUS - WOMEN

KEN HERRICK TR HILLS COL  
PRELIM # 3

MAY 23-25, 1985  
EVENT # 40

Schedule - Prelim:

Semi:

Final: 12:00P-SATURDAY

Records - NAIA : 151-07.0 LYNETTE ANTOINE ST AUGUSTINE 1982  
TRACK : 144-05.25 SUE KECK ASHLAND OH 1985

4 FLIGHTS/ 3 OF 6 & 1 OF 5- 8 QUALIFY TO FINAL

ENTRANT #	NAME	GR	AFFILIATION	PREV. MARK	POSITION	PLACE	MARK
-----------	------	----	-------------	------------	----------	-------	------

1328	DEBRA JANSEN	Fr	MISSOURI BAPTIST	127-00.0	1	-----	----- 33.78 37.36 39.30 110-10 122-7 129-0
1261	ANNETTA BROWN	Fr	WEST VIRGINIA STATE	131-08.5	2	-----	----- f f 27.94 Sector Sector 31.9
1320	PAULA WITTENBERG	Jr	GEORGE FOX OR	145-03.0	3	-----	----- f 43.94 44.22 Sector 144-3 145-1
968	ZOE CUSTER	Fr	CONCORDIA NE	138-10.0	4	-----	----- 29.98 38.94 .78 98-5 127-10 114.2
1293	LORI NORTHRUP	Jr	SAGINAW VALLEY STATE MI	139-04.0	5	-----	----- f 38.02 42.68 Sector 42-124-9 140-2
981	CONNIE HUGEN	Fr	DOANE NE	151-00.0	6	-----	----- 44-14 43.66 41.42 144-11 143-4 136-2

EVENT OFFICIAL

TITLE

WIND READING: -----



NAIA NATL OUTDOOR T&F MT  
DISCUS - WOMEN

KEN HERRICK TR HILLS COL  
PRELIM # 4

MAY 23-25, 1985  
EVENT # 40

Schedule - Prelim:

Semi:

Final: 12:00P-SATURDAY

Records - NAIA : 151-07.0 LYNETTE ANTOINE ST AUGUSTINE 1982  
TRACK : 144-05.25 SUE KECK ASHLAND OH 1985

4 FLIGHTS/ 3 OF 6 & 1 OF 5- 8 QUALIFY TO FINAL

ENTRANT #	NAME	GR	AFFILIATION	PREV. MARK	POSITION	PLACE	MARK
-----------	------	----	-------------	------------	----------	-------	------

976	LORI WEGH	Sr	DICKINSON STATE ND	149-05.0	1	-----	-----
-----	-----------	----	--------------------	----------	---	-------	-------

985	BETH SHANNON	Sr	EMPORIA STATE KS	149-04.0	2	-----	-----
-----	--------------	----	------------------	----------	---	-------	-------

1282	BRENDA WOLF	Jr	FORT HAYS STATE KS	140-02.0	3	-----	-----
------	-------------	----	--------------------	----------	---	-------	-------

1290	ELLEN KLINE	Jr	SAGINAW VALLEY STATE MI	129-00.5	4	-----	-----
------	-------------	----	-------------------------	----------	---	-------	-------

1265	SHERI JOHNSON	Sp	WINONA STATE MN	128-08.5	5	-----	-----
------	---------------	----	-----------------	----------	---	-------	-------

1040	LISA TATUM		KEARNEY STATE NE	139-05.0	6	-----	-----
------	------------	--	------------------	----------	---	-------	-------

41.48 136-2	34.70 113-10	40.36 132-6
33.74 110-10	f intentional	43.50 142-10
39.92 131-0	40.0 131-3	35.86 117-9
38.62 126-9	f intend.	37.89 124.2
34.40 112-11	34.28 112-6	35.82 117-7
33.84 111-1	35.0 114-11	38.38 126

EVENT OFFICIAL

TITLE

WIND READING: \_\_\_\_\_

NAIA NATL OUTDOOR T&F MT  
MARATHON - WOMEN ,

KEN HERRICK TR HILLS COL  
FINAL

MAY 23-25, 1985  
EVENT # 43

Schedule - Prelim:

Semi:

Final: 6:00AM-SATURDAY

Records - NAIA : 2:57:20.5 CINDY REINHART SAGINAW VAL. 1984  
TRACK : NO MARK

FINAL

ENTRANT #	NAME	GR	AFFILIATION	PREV. MARK	POSITION	PLACE	MARK
995	KELLY OPBROCK	Fr	HASTINGS NE	3:29:00.00	1	-----	-----
1063	PENNY ROSDIL		MANCHESTER IN	3:06:48.00	2	-----	-----
1209	SHERI STUBLER	Jr	WISC EAU CLAIRE	3:29:00.00	3	-----	-----
1300	SHANNON HEAPS	Sp	SOUTHERN UTAH STATE	3:22:32.0	4	-----	-----
987	NANCY STAUDT	Sr	GEORGIAN COURT NJ	3:16:42.0	5	-----	-----
1295	CINDY REINHART	Sr	SAGINAW VALLEY STATE MI	2:57:10.0	6	-----	-----
903	SHARON FOSTER		ADAMS STATE CO	2:55:20.0	7	-----	-----
1057	TRINA CHAPMAN		MANCHESTER IN	3:10:48.00	8	-----	-----
1154	SHERRY CLARK	Sp	PACIFIC LUTHERAN WA	3:16:54.00	9	-----	-----
1188	BECKY MOTLEY		NORTH FLORIDA	3:06:47.00	10	-----	-----
1354	KATHLEEN WELAND	Sp	LEWIS AND CLARK OR	3:14:35.0	11	-----	-----
1204	MAUREEN JUNIO	Sr	WISC EAU CLAIRE	3:21:00.00	12	-----	-----
1361	DENISE ROBBINS	Jr	SOUTHWESTERN KS	3:29:41.0	13	-----	-----
1015	KELLY CAMILL	Sp	JAMESTOWN ND	3:13:27.00	14	-----	-----
1299	JOLENE FISHER	Jr	SOUTHERN UTAH STATE	2:48:59.0	15	-----	-----
1357	KATHY BOONE	Fr	SOUTHWESTERN KS	3:17:02.0	16	-----	-----
1177	DEB KUNTZLEMAN	Sr	SPRING ARBOR MI	3:45:00.00	17	-----	-----
922	LORI FISCHER	Sr	BELMONT TN	3:07:23.00	18	-----	-----

EVENT OFFICIAL

TITLE

WIND READING: -----



NAIA NATL OUTDOOR T&F MT  
MARATHON - WOMEN

KEN HERRICK TR HILLS COL  
FINAL

MAY 23-25, 1985  
EVENT # 43

Schedule - Prelim:

Semi:

Final: 6:00AM-SATURDAY

Records - NAIA : 2:57:20.5  
TRACK : NO MARK

CINDY REINHART SAGINAW VAL. 1984

FINALS

ENTRANT #	NAME	GR	AFFILIATION	PREV. MARK	POSITION	PLACE	MARK
1300	SHANNON HEAPS	Sp	SOUTHERN UTAH STATE	3:22:32.0	1		
1354	KATHLEEN WELLAND	Sp	LEWIS AND CLARK OR	3:14:35.0	2		
903	SHARON FOSTER		ADAMS STATE CO	2:55:20.0	3		
922	LORI FISCHER	Sr	BELMONT TN	3:07:23.00	4		
1154	SHERRY CLARK	Sp	PACIFIC LUTHERAN WA	3:16:54.00	5		
1209	SHERI STUBLER	Jr	WISC EAU CLAIRE	3:29:00.00	6		
1063	PENNY ROSDIL		MANCHESTER IN	3:06:48.00	7		
1361	DENISE ROBBINS	Jr	SOUTHWESTERN KS	3:29:41.0	8		
1299	JOLENE FISHER	Jr	SOUTHERN UTAH STATE	2:48:59.0	9		
1177	DEB KUNTZLEMAN	Sr	SPRING ARBOR MI	3:45:00.00	10		
1204	MAUREEN JUNIO	Sr	WISC EAU CLAIRE	3:21:00.00	11		
987	NANCY STAUDT	Sr	GEORGIAN COURT NJ	3:16:42.0	12		
1057	TRINA CHAPMAN		MANCHESTER IN	3:10:48.00	13		
1189	BECKY MOTLEY		NORTH FLORIDA	3:06:47.00	14		
1357	KATHY BOONE	Fr	SOUTHWESTERN KS	3:17:02.0	15		
995	KELLY OPBROCK	Fr	HASTINGS NE	3:29:00.00	16		
1015	KELLY CAHILL	Sp	JAMESTOWN ND	3:13:27.00	17		

EVENT OFFICIAL

TITLE

WIND READING: \_\_\_\_\_



NAIA NATL OUTDOOR T&F MT  
100 METER -WOMEN

KEN HERRICK TR HILLS COL  
Division:

MAY 23-25, 1985  
EVENT # 1

Records - NAIA : 11.71 VIRGIE BULLIE MIDLAND LUT NE 1984  
TRACK : 12.24 FILIPA SMITH SAGINAW VALLEY 1985

ENTRANT #	NAME	GR	AFFILIATION	PLACE	MARK
-----------	------	----	-------------	-------	------

PRELIM RESULTS HEAT # 1

1274	EVAN WILLIAMS	Sp	PRAIRIE VIEW A&M TX	1	11.95	†
1115	AQUANETTA LOWRY	Sr	MISSISSIPPI VALLEY STATE	2	12.34	
1090	VIRGIE BULLIE	Sp	MIDLAND LUTHERAN NE	3	12.36	
1369	KAREN STUBBLEFIELD	Jr	ARKANSAS- PINE BLUFF	4	12.42	
950	VERONIA FRAZIER	Sp	CENTRAL STATE OH	5	12.47	
1275	KIM COLON	Sr	FORT HAYS STATE KS	6	12.50	
989	WILLETIA HILL	Fr	HARRIS STOWE STATE MO	7	12.97	

PRELIM RESULTS HEAT # 2

1215	GLORIA GREGORY	Sr	WISC-MILWAUKEE	1	12.18	†
1112	BURETHA GRAHAM	Fr	MISSISSIPPI VALLEY STATE	2	12.26	
946	KIMBERLY BARNES	Fr	CENTRAL STATE OH	3	12.31	
907	JODY MASSER		ADAMS STATE CO	4	12.33	
1181	LURA DUNN	Jr	TARLETON STATE TX	5	12.35	
1349	LINDA HANKINS	Fr	LANGSTON OK	6	12.51	

PRELIM RESULTS HEAT # 3

1221	KIM ROBERTSON	Fr	WISC-MILWAUKEE	1	11.94	†
1268	DEIRDRE JACKSON	Sr	PRAIRIE VIEW A&M TX	2	12.01	†
1302	JACQUELINE COTTON	Fr	WISC PARKSIDE	3	12.43	
1116	VERNESSA MERADAY	Fr	MISSISSIPPI VALLEY STATE	4	12.53	
1341	MISSY STOLTENBERG		WAYNE STATE NE	5	12.64	
1184	KENDOLYN ELLINGTON	Fr	ARK MONTICELLO	6	12.83	
990	KIMBERLY GLADDEN		HARRIS STOWE STATE MO	7	13.42	

NAIA NATL OUTDOOR T&F MT  
100 M. HURDLES WOMEN

KEN HERRICK TR HILLS COL  
Division:

MAY 23-25, 1985  
EVENT # 25

Records - NAIA : 13.73  
TRACK : 14.4

THOMASINA BUSCH HAMPTON INST 1984  
DONNA BLAUWKAMP HILLSDALE MI 1985

---

ENTRANT #	NAME	GR	AFFILIATION	PLACE	MARK
-----------	------	----	-------------	-------	------

---

PRELIM RESULTS HEAT # 1

1216	LYNN HIDDE	Sp	WISC-MILWAUKEE	1	14.19	11
1271	MICHELLE NEAL	Sp	PRAIRIE VIEW A&M TX	2	14.47	11
1182	ANGELA TAYLOR	Sp	TARLETON STATE TX	3	14.69	11
1135	KARMEN KING	Jr	NORTHERN STATE SD	4	14.73	11

PRELIM RESULTS HEAT # 2

905	BRENDA JARVIS		ADAMS STATE CO	1	14.06	11
1249	DENISE WILLIAMS	Fr	WAYLAND BAPTIST TX	2	14.29	11
1174	MARTHA HANS	Sp	SIENA HEIGHTS MI	3	14.69	11
1333	MICHELLE HOLLAR	Fr	TAYLOR IN	4	14.84	11

PRELIM RESULTS HEAT # 3

1269	LAVONDA LUCKETT	Sp	PRAIRIE VIEW A&M TX	1	14.16	11
937	CARRIE TUCKER		CENTRAL STATE OK	2	14.45	11
904	KIM HALL		ADAMS STATE CO	3	14.60	11
1222	FELICIA SUTTON	Sp	WISC-MILWAUKEE	4	15.04	11

PRELIM RESULTS HEAT # 4

1273	KIMOLYN VANZANT	Fr	PRAIRIE VIEW A&M TX	1	14.38	11
999	DONNA BLAUWKAMP	Jr	HILLSDALE MI	2	14.66	11
1275	KIM COLON	Sr	FORT HAYS STATE KS	3	15.18	11
1254	KELLEY SMOOTE	Sp	WESTERN STATE CO	4	15.27	11

NAIA NATL OUTDOOR T&F MT  
200 METER WOMEN

KEN HERRICK TR HILLS COL  
Division:

MAY 23-25, 1985  
EVENT # 26

Records - NAIA : 23.93  
TRACK : 25.04

DENISE BULLOCKS CHICAGO ST  
FILIPA SMITH

1984  
SAGINAW VALLEY ST 85

---

ENTRANT #	NAME	GR	AFFILIATION	PLACE	MARK
-----------	------	----	-------------	-------	------

---

PRELIM RESULTS HEAT # 1

1247	ALTHEA THOMAS	Fr	WAYLAND BAPTIST TX	1	24.34	†
1274	EVAN WILLIAMS	Sp	PRAIRIE VIEW A&M TX	2	25.16	
1090	VIRGIE BULLIE	Sp	MIDLAND LUTHERAN NE	3	25.39	
1302	JACQUELINE COTTON	Fr	WISC PARKSIDE	4	25.44	
1349	LINDA HANKINS	Fr	LANGSTON OK	5	25.89	
1111	LINDA FAIRS	Fr	MISSISSIPPI VALLEY STATE	6	26.02	

PRELIM RESULTS HEAT # 2

946	KIMBERLY BARNES	Fr	CENTRAL STATE OH	1	25.23	
1215	GLORIA GREGORY	Sr	WISC-MILWAUKEE	2	25.34	
1272	JOCELYN TATUM	Sp	PRAIRIE VIEW A&M TX	3	25.44	
1115	AQUANETTA LOWRY	Sr	MISSISSIPPI VALLEY STATE	4	25.63	
1181	LURA DUNN	Jr	TARLETON STATE TX	5	25.80	
923	CARLA PETERS	Fr	BELMONT TN	6	26.94	

PRELIM RESULTS HEAT # 3

1268	DEIRDRE JACKSON	Sr	PRAIRIE VIEW A&M TX	1	24.49	†
1221	KIM ROBERTSON	Fr	WISC-MILWAUKEE	2	24.85	†
1369	KAREN STUBBLEFIELD	Jr	ARKANSAS- PINE BLUFF	3	25.25	
1112	BURETHA GRAHAM	Fr	MISSISSIPPI VALLEY STATE	4	25.38	
937	DEBBIE REGIER		BETHEL KS	5	25.84	
989	WILLETTA HILL	Fr	HARRIS STOWE STATE MO	6	26.70	

PRELIM RESULTS HEAT # 4

1296	FILIPA SMITH	Sp	SAGINAW VALLEY STATE MI	1	24.47	†
1270	NORRIE MCAFEE	Jr	PRAIRIE VIEW A&M TX	2	24.96	†
907	JODY MASSER		ADAMS STATE CO	3	25.12	
1116	VERNESSA MERADAY	Fr	MISSISSIPPI VALLEY STATE	4	25.80	
1184	KENDOLYN ELLINGTON	Fr	ARK MONTICELLO	5	26.57	
1324	CHRISTINE REICHERT		LORAS IA	6	27.30	



NAIA NATL OUTDOOR T&F MT  
400 METER -WOMEN

KEN HERRICK TR HILLS COL  
Division:

MAY 23-25, 1985  
EVENT # 27

Records - NAIA : 52.53 EASTER GABRIEL PRAIRIE VIEW 1982  
TRACK : 57.41 VERA PRUIT SAGINAW VALLEY 1985

---

ENTRANT #	NAME	GR	AFFILIATION	PLACE	MARK
-----------	------	----	-------------	-------	------

---

PRELIM RESULTS HEAT # 1

1117	CAROL WILLIAMS	Sr	MISSISSIPPI VALLEY STATE	1	55.14	11
1248	FLORENCE USHIEAGU	Fr	WAYLAND BAPTIST TX	2	57.48	11
1294	VERA PRUITT	Fr	SAGINAW VALLEY STATE MI	3	58.11	11
900	CONNIE CALKIN	Sr	ADAMS STATE CO	4	58.97	11
1033	TATIA HARRIS		KEARNEY STATE NE	5	59.24	11
1324	CHRISTINE REICHERT		LORAS IA	6	59.36	11

PRELIM RESULTS HEAT # 2

1118	GWENDOLYN WILLIAMS	Sp	MISSISSIPPI VALLEY STATE	1	56.49	11
1224	INABELLE THOMPSON	Fr	WISC-MILWAUKEE	2	57.16	11
1272	JOCELYN TATUM	Sp	PRAIRIE VIEW A&M TX	3	57.45	11
1337	CINDY HEESACKER		WAYNE STATE NE	4	58.20	11
1284	VONDA MCEACHERN	Fr	PANHANDLE STATE OK	5	58.79	11
1240	JEANETTE HALLMAN	Sp	WAYLAND BAPTIST TX	6	1:02.29	11

PRELIM RESULTS HEAT # 3

1247	ALTHEA THOMAS	Fr	WAYLAND BAPTIST TX	1	55.33	11
1270	NORRIE MCAFEE	Jr	PRAIRIE VIEW A&M TX	2	56.63	11
937	DEBBIE REGIER		BETHEL KS	3	57.66	11
1220	ABERDEAN MORTON	Fr	WISC-MILWAUKEE	4	58.33	11
1380	KATHY MILLER	Sp	WESTERN WASHINGTON	5	59.06	11
1253	NICKIE KIRKENDALL	Jr	WESTERN STATE CO	6	1:01.06	11

NAIA NATL OUTDOOR T&F MT  
400 HURDLES - WOMEN

KEN HERRICK TR HILLS COL  
Division:

MAY 23-25, 1985  
EVENT # 28

Records - NAIA : 58.99 LYNN GAMBLE 1983  
TRACK : 1:03.45 MARTHA HANS SIENA HEIGHTS MI 1985

ENTRANT #	NAME	GR	AFFILIATION	PLACE	MARK
-----------	------	----	-------------	-------	------

PRELIM RESULTS HEAT # 1

1269	LAVONDA LUCKETT	Sp	PRAIRIE VIEW A&M TX	1	1:03.34
1006	BELINDA SHAFFER	Sr	HILLSDALE MI	2	1:03.68
1356	ILA AMOS	Sr	SOUTHERN OREGON STATE	3	1:04.12
1379	JANELL MASSEY	Jr	WESTERN WASHINGTON	4	1:04.39

PRELIM RESULTS HEAT # 2

1216	LYNN HIDDE	Sp	MISC-MILWAUKEE	1	1:03.60
1342	BRENDA JONES	Sr	ARKANSAS COLLEGE	2	1:03.73
1135	KARMEN KING	Jr	NORTHERN STATE SD	3	1:03.92
924	KAREN LARSON		BEMIDJI STATE MN	4	1:05.59
954	TONI THOMAS	Fr	CENTRAL STATE OH	5	1:06.80
1335	SHELLEY STONE	Fr	TAYLOR IN	6	1:07.70

PRELIM RESULTS HEAT # 3

1043	PETRA JOHNSON	Jr	LINFIELD OR	1	1:04.37
1271	MICHELLE NEAL	Sp	PRAIRIE VIEW A&M TX	2	1:04.91
1222	FELICIA SUTTON	Sp	MISC-MILWAUKEE	3	1:06.01
1283	RAE GARCIA	Fr	PANHANDLE STATE OK	4	1:06.49
1277	DEB MOORE	Sp	FORT HAYS STATE KS	5	1:07.58

PRELIM RESULTS HEAT # 4

905	BRENDA JARVIS		ADAMS STATE CO	1	1:02.55
1042	JENIFER TURNER		KENNESAW GA	2	1:03.89
1152	KAREN BELL	Jr	PACIFIC LUTHERAN WA	3	1:04.3
1174	MARTHA HANS	Sp	SIENA HEIGHTS MI	4	1:04.83
1321	KERRY BRENNAN		LORAS IA	5	1:05.87
1317	JEWEL NORTHRUP	Sp	DAKOTA STATE SD	6	1:08.52
1273	KIMOLYN VANZANT	Fr	PRAIRIE VIEW A&M TX	7	1:08.92
1279	ANN TROXEL	Fr	FORT HAYS STATE KS	8	1:08.93

NAIA NATL OUTDOOR T&F MT  
800 METER -WOMEN

KEN HERRICK TR HILLS COL  
Division:

MAY 23-25, 1985  
EVENT # 29

Records - NAIA : 2:08.60 JULIE JENKINS ADAMS STATE CO 1984  
TRACK : 2:18.75 VIRGINIA BELEVENDER SAG VAL 1985

---

ENTRANT #	NAME	GR	AFFILIATION	PLACE	MARK
-----------	------	----	-------------	-------	------

---

PRELIM RESULTS HEAT # 1

1134	RONDA GRIEBEN	Sr	NORTHERN STATE SD	1	2:17.06	†
1122	KATIE CLASS	Sr	MOORHEAD STATE MN	2	2:18.06	†
906	JULIE JENKINS		ADAMS STATE CO	3	2:18.30	†
1252	STACEY BOHMAN	Sp	WESTERN STATE CO	4	2:18.44	†

PRELIM RESULTS HEAT # 2

1396	CARRIE MCCATHY	Sr	SIMON FRASER CAN	1	2:14.23	†
1217	ANNE HILLS	Fr	WISC-MILWAUKEE	2	2:14.61	†
942	ESTHER MAHR	Sp	CEDARVILLE OH	3	2:14.81	†
1289	CARLENE ISABELLE	Sp	SAGINAW VALLEY STATE MI	4	2:15.19	†

PRELIM RESULTS HEAT # 3

1106	LAURIE GILLIS	Sr	MINOT STATE ND	1	2:14.34	†
1109	EUGENIE BEASON	Jr	MISSISSIPPI VALLEY STATE	2	2:15.35	†
983	REGAN TEN BENSEL	Jr	DOANE NE	3	2:16.21	†
1121	PAULA BEHRENDT	Sr	MOORHEAD STATE MN	4	2:16.31	†

PRELIM RESULTS HEAT # 4

1019	TERESA LLOYD		JAMESTOWN ND	1	2:15.19	†
964	ADRIENNE BRADY	Sr	COLORADO SCHOOL OF MINES	2	2:15.48	†
1129	JUDY MOSCK	Sr	MOORHEAD STATE MN	3	2:15.56	†
944	JANE ROMIG	Jr	CEDARVILLE OH	4	2:15.72	†
1145	VONDA VELGERSDYK	Fr	NORTHWESTERN IA	6	2:18.46	†



NAIA NATL OUTDOOR T&F MT  
1500 METER - WOMEN

KEN HERRICK TR HILLS COL  
Division:

MAY 23-25, 1985  
EVENT # 30

Records - NAIA : 4:25.42 LEAH PELLIS SIMON FRASER CAN 1983  
TRACK : 4:41.14 SARAH HIETT PARKSIDE 1985

---

ENTRANT #	NAME	GR	AFFILIATION	PLACE	MARK
-----------	------	----	-------------	-------	------

---

PRELIM RESULTS HEAT # 1

986	JENNY LAMOREUX	Sp	FLAGLER FL	1	4:36.68
1134	RONDA GRIEBEN	Sr	NORTHERN STATE SD	2	4:38.69
1393	PATTI CROSS	Sr	SIMON FRASER CAN	3	4:38.74
1219	MARY MEDICUS	Sr	WISC-MILWAUKEE	4	4:38.84

PRELIM RESULTS HEAT # 2

1019	TERESA LLOYD		JANESTOWN ND	1	4:37.68
1208	KATIE SOMERS	Sr	WISC EAU CLAIRE	2	4:40.28
1159	DENISE STOKES	Sr	PACIFIC LUTHERAN WA	3	4:40.32
906	JULIE JENKINS		ADAMS STATE CO	4	4:41.01

PRELIM RESULTS HEAT # 3

1202	CHRIS GOEPEL	Fr	WISC EAU CLAIRE	1	4:40.75
1246	MWINGA SOTE	Jr	WAYLAND BAPTIST TX	2	4:41.86
1323	BETH KNAPP		LORAS IA	3	4:42.64
1092	SHELLY DOWNER	Sr	MIDLAND LUTHERAN NE	4	4:43.47

NAIA NATL OUTDOOR T&F MT  
3000 METER -WOMEN

KEN HERRICK TR HILLS COL  
Division:

MAY 23-25, 1985  
EVENT # 31

Records - NAIA : 9:47.30 DENISE FALZONE ADAMS STATE 1984  
TRACK : 10:18.21 CINDY REINHART SAGINAW VAL. 1984

---

ENTRANT #	NAME	GR	AFFILIATION	PLACE	MARK
-----------	------	----	-------------	-------	------

---

SEMI RESULTS HEAT # 1

1195	ANN MANNING	Sp	PORTLAND OR	1	9:51.32
1034	BARBARA HERBEK		KEARNEY STATE NE	2	10:16.37
1131	KAY SCHOENING	Sr	MOORHEAD STATE MN	3	10:16.55
1384	GENEVIE PFUELLER	Fr	WESTERN WASHINGTON	4	10:19.07
1213	LYNN BOUCHE	Fr	WISC-MILWAUKEE	5	10:21.58
1070	TERRI LEIBFRIED	Jr	MARQUETTE WS	6	10:21.67

SEMI RESULTS HEAT # 2

1208	KATIE SOMERS	Sr	WISC EAU CLAIRE	1	10:11.99
901	DENISE FALZONE		ADAMS STATE CO	2	10:14.80
1083	JULIA ZIMMER	Sp	MARQUETTE WS	3	10:15.76
1160	MELANIE VENEKAMP	Sp	PACIFIC LUTHERAN WA	4	10:18.38
1198	MARY OSTLUND	Sp	PORTLAND OR	5	10:23.44
1079	CHARLENE TRIMMELL	Sp	MARQUETTE WS	6	10:24.14

NAIA NATL OUTDOOR T&amp;F MT

10,000 METER -WOMEN

ENTRANT # NAME

KEN HERRICK TR HILLS COL

Division:

MAY 23-25, 1985

EVENT # 33

GR AFFILIATION

MARK

## FINAL RESULTS

1081	KATIE WEBB	Sr	MARQUETTE WS	1	35:44.07
1186	ADRIAN LILBURN		NORTH FLORIDA	2	36:07.9
903	SHARON FOSTER		ADAMS STATE CO	3	36:28.53
1007	GINA VAN LAAR	Fr	HILLSDALE MI	4	36:49.6
909	KATHY SPEAR		ADAMS STATE CO	5	37:05.12
1194	CLARE KRILL	Sp	PORTLAND OR	6	37:40.6
1158	DANA STAMPER	Jr	PACIFIC LUTHERAN WA	7	38:27.9
1207	MARIE PETERS	Sr	WISC EAU CLAIRE	8	38:35.6
1228	COLLEEN FUNK	Sp	WALSH OH	9	38:42.9
1295	CINDY REINHART	Sr	SAGINAW VALLEY STATE MI	10	38:57.6



NAIA NATL OUTDOOR T&F MT  
SPRINT MEDLEY RELAY

KEN HERRICK TR HILLS COL  
Division:

MAY 23-25, 1985  
EVENT # 36

Records - NAIA : 1:39.32  
TRACK : NO MARK

PRAIRIE VIEW TX

1982

ENTRANT #	NAME	GR	AFFILIATION	PLACE	MARK
SEMI RESULTS HEAT # 1					
1438	/PRAIRIE VIEW TX		PRAIRIE VIEW A&M TX	1	1:42.40 **
1415	/SAGINAW VAL STATE		SAGINAW VALLEY STATE MI	2	1:47.00 **
1402	/CENTRAL ST UNIV OH		CENTRAL STATE OH	3	1:46.49 **
1426	/KEARNEY STATE COL		KEARNEY STATE NE	4	1:48.88 **
SEMI RESULTS HEAT # 2					
1403	/MISS VAL STATE COL		MISSISSIPPI VALLEY STATE	1	1:42.76 **
1406	/UNIV WISC AT MILW		WISC-MILWAUKEE	2	1:45.97 **
1407	/WAYLAND BAP UNIV		WAYLAND BAPTIST TX	3	1:47.98 **
1430	/WAYNE STATE COLLEGE		WAYNE STATE NE	4	1:46.86 **
1405	/NORTHWOOD		NORTHWOOD INSTITUTE MI		DISQUALIFIED

NAIA NATL OUTDOOR T&F MT  
SPRINT MEDLEY RELAY

KEN HERRICK TR' HILLS COL  
Division:

MAY 23-25, 1985  
EVENT # 36

ENTRANT #	NAME	GR	AFFILIATION	PLACE	MARK
=====					
FINAL RESULTS					
1438	/PRAIRIE VIEW TX		PRAIRIE VIEW A&M TX	1	1:41.02
=====					
1403	/MISS VAL STATE COL		MISSISSIPPI VALLEY STATE	2	1:41.21
=====					
1406	/UNIV WISC AT MILW		WISC-MILWAUKEE	3	1:41.40
=====					
1415	/SAGINAW VAL STATE		SAGINAW VALLEY STATE MI	4	1:46.20
=====					
1430	/WAYNE STATE COLLEGE		WAYNE STATE NE	5	1:46.26
=====					
1402	/CENTRAL ST UNIV OH		CENTRAL STATE OH	6	1:46.99
=====					
1407	/WAYLAND BAP UNIV		WAYLAND BAPTIST TX	7	1:47.00
=====					
1426	/KEARNEY STATE COL		KEARNEY STATE NE	8	1:49.06
=====					
=====					

NAIA NATL OUTDOOR T&F MT  
LONG JUMP - WOMEN

KEN HERRICK TR HILLS COL  
Division:

MAY 23-25, 1985  
EVENT # 39

Records - NAIA : 20-03.14 LORI RISENHOOVER ADAMS ST CO 1983  
TRACK : 17-10.0 JENISE HAMMONDS ASHLAND OH 1985

---

ENTRANT #	NAME	GR	AFFILIATION	PLACE	MARK
-----------	------	----	-------------	-------	------

---

FINAL RESULTS

1271	MICHELLE NEAL	Sp	PRAIRIE VIEW A&M TX	1	19-09.75	11
1249	DENISE WILLIAMS	Fr	WAYLAND BAPTIST TX	2	19-07.0	11
1216	LYNN HIDDE	Sp	WISC-MILWAUKEE	3	19-01.0	11
1241	COMFORT IGEH	Fr	WAYLAND BAPTIST TX	4	19-00.25	11
1268	DEIRDRE JACKSON	Sr	PRAIRIE VIEW A&M TX	5	19-00.25	11
1273	KIMOLYN VANZANT	Fr	PRAIRIE VIEW A&M TX	6	18-08.0	11



NAIA NATL OUTDOOR T&F MT  
SHOT PUT - WOMEN

KEN HERRICK TR HILLS COL  
Division:

MAY 23-25, 1985  
EVENT # 42

Records - NAIA : 49-02.5 KAREN MADDELL PRAIRIE VIEW 1983  
TRACK : 45-00.5 KARRIE MCNAIR HILLSDALE MI

---

ENTRANT #	NAME	GR	AFFILIATION	PLACE	MARK
-----------	------	----	-------------	-------	------

---

FINAL RESULTS

1267	SHARON HARRISON	Fr	PRAIRIE VIEW A&M TX	1	47-09.0	††
1282	BRENDA WOLF	Jr	FORT HAYS STATE KS	2	46-09.0	††
981	CONNIE HUGEN	Fr	DOANE NE	3	45-11.75	††
1039	BETH STUART		KEARNEY STATE NE	4	45-07.0	††
914	SANDY EARLY		AZUSA PACIFIC CA	5	44-09.5	††
965	SARAH THALER	Fr	COLORADO SCHOOL OF MINES	6	44-06.25	††
925	LIZ MULVIHILL	Sp	BEMIDJI STATE MN	7	42-09.0	††
1031	BECKY EDGREN		KEARNEY STATE NE	8	43-07.0	††

NAIA NATL OUTDOOR T&F MT  
KEN HERRICK TR HILLS COL  
MAY 23-25, 1985

CODE # NAME WOMENS' @ END OF FRIDAY 5/24/85

17	PRAIRIE VIEW A&M TX	46
55	WISC-MILWAUKEE	32
5	ADAMS STATE CO	29.5
78	AZUSA PACIFIC CA	28
79	WAYLAND BAPTIST TX	22
103	FORT HAYS STATE KS	19
8	MOORHEAD STATE MN	18
38	MARQUETTE WS	13
135	SIMON FRASER CAN	10
81	MISSISSIPPI VALLEY STATE	10
96	BERRY GA	10
136	PORTLAND OR	9
15	CAMPBELL NC	9
40	NORTH FLORIDA	8
93	WISC PARKSIDE	8
50	JAMESTOWN ND	7
69	PACIFIC LUTHERAN WA	6
91	WISC EAU CLAIRE	6
56	DOANE NE	6
114	POINT LOMA NAZARENE CA	6
115	SAGINAW VALLEY STATE MI	5
129	WESTERN WASHINGTON	4
11	KEARNEY STATE NE	4
105	HILLSDALE MI	4
121	ARKANSAS COLLEGE	4
19	MALONE OH	2
119	WAYNE STATE NE	2
64	COLORADO SCHOOL OF MINES	1
134	NORTHERN MONTANA	1
41	CENTRAL STATE OH	1
60	HASTINGS NE	.5



NAIA NATL OUTDOOR T&amp;F MT

KEN HERRICK TR HILLS COL

MAY 23-25, 1985

## ORDER OF EVENTS FOR SATURDAY

TIME	RUNNING EVENTS	ROUND
3:45p	STEEPLECHASE	FINAL
4:00p	RELAY 4 X 100 WOMEN	FINAL
4:10p	RELAY 4 X 100 MEN	FINAL
4:20p	1500 METER RUN WOMEN	FINAL
4:30p	1,500 METER RUN MEN	FINAL
4:40p	200 METER DASH WOMEN	SEMI
4:50p	200 METER DASH MEN	SEMI
5:05p	400 M HURDLES WOMEN	FINAL
5:15p	400 M HURDLES MEN	FINAL
5:25p	400 METER DASH WOMEN	FINAL
5:35p	400 METER DASH MEN	FINAL
5:45p	800 METER RUN WOMEN	FINAL
5:55p	800 METER RUN MEN	FINAL
6:00	MARATHON WOMEN	FINAL
6:00	MARATHON MEN	FINAL
6:05p	200 METER DASH WOMEN	FINAL
6:15p	200 METER DASH MEN	FINAL
6:25p	3000 METER RUN WOMEN	FINAL
6:40p	5,000 METER RUN MEN	FINAL
7:00p	RELAY 4 X 400 WOMEN	FINAL
7:10p	RELAY 4 X 400 MEN	FINAL

TIME	FIELD EVENTS	ROUND
11:30a	HIGH JUMP MEN	FINAL
12:00p	DISCUS WOMEN	FINAL
12:00p	POLE VAULT	FINAL
2:00p	DISCUS MEN	FINAL



## SCHEDULE OF EVENTS

EVENT #	NAME	PRELIM	SEMI	FINAL
1	100 METER DASH WOMEN	THU-7:05PM	FRI-4:10PM	FRI-7:40PM
2	110 METER HURDLE MEN	THU-6:30PM	FRI-3:50PM	FRI-6:55PM
3	200 METER DASH MEN	THU-8:05PM	SAT-4:50PM	SAT-6:15PM
4	400 METER DASH MEN	THU-6:55PM	FRI-4:40PM	SAT-5:35PM
5	400 M HURDLES MEN	THU-8:30PM	FRI-7:30PM	SAT-5:15PM
6	800 METER RUN MEN	THU-7:40PM	FRI-5:05PM	SAT-5:55PM
7	1,500 METER RUN MEN		THU-5:30PM	SAT-4:30PM
8	5,000 METER RUN MEN		FRI-8:25PM	SAT-6:40PM
9	10,000 METER RUN MEN			THU-9:20PM
10	10000 METER WALK MEN			FRI-9:45PM
11	STEEPLECHASE		THU-4:25PM	SAT-3:45PM
12	RELAY 4 X 400 MEN		FRI-9:15PM	SAT-7:10PM
13	RELAY 4 X 100 MEN	THU-5:00PM	FRI-5:30PM	SAT-4:10PM
14	MARATHON MEN			SAT-6:00AM
15	POLE VAULT			SAT-12:00P
16	HIGH JUMP MEN			SAT-11:30A
17	LONG JUMP MEN			THU-6:00PM
18	TRIPLE JUMP			FRI-1:00PM
19	SHOT PUT MEN			FRI-5:00PM
20	DISCUS MEN			SAT-2:00PM
21	HAMMER			THU-3:30PM
22	JAVELIN MEN			THU-4:00PM
23	DECATHLON		THU-9:00AM	FRI-8:30AM
24	100 METER DASH MEN	THU-7:15PM	FRI-4:20PM	FRI-7:50PM
25	100 M HURDLES WOMEN	THU-6:15PM	FRI-4:10PM	FRI-6:40PM
26	200 METER DASH WOMEN	THU-7:55PM	SAT-4:40PM	SAT-6:05PM
27	400 METER DASH WOMEN	THU-6:45PM	FRI-4:30PM	SAT-5:25PM
28	400 M HURDLES WOMEN	THU-8:15PM	FRI-7:15PM	SAT-5:05PM
29	800 METER RUN WOMEN	THU-7:25PM	FRI-4:50PM	SAT-5:45PM
30	1500 METER RUN WOMEN		THU-5:10PM	SAT-4:20PM
31	3000 METER RUN WOMEN		THU-4:00PM	SAT-6:25PM
32	5000 METER RUN WOMEN			FRI-8:00PM
33	10000 M RUN WOMEN			THU-9:55PM
34	RELAY 4 X 100 WOMEN		FRI-5:20PM	SAT-4:00PM
35	RELAY 4 X 400 WOMEN		FRI-9:00PM	SAT-7:00PM
36	RELAY SPRINT MEDLEY		THU-4:50PM	THU-9:10PM
37	RELAY 4 X 800		THU-8:45PM	FRI-9:30PM
38	HIGH JUMP WOMEN			FRI-1:00PM
39	LONG JUMP WOMEN			THU-3:30PM
40	DISCUS WOMEN			SAT-12:00P
41	JAVELIN WOMEN			FRI-3:00PM
42	SHOT PUT WOMEN			THU-4:00PM
43	MARATHON WOMEN			SAT-6:00AM
44	HEPTATHLON		THU-8:45AM	FRI-8:30AM
45				

NAIA NATL OUTDOOR T&F MT  
100 METER -WOMEN ,

KEN HERRICK TR HILLS COL  
FINAL

MAY 23-25, 1985  
EVENT # 1

Schedule - Prelim: 7:05PM-THURSDAY

Semi: 4:10PM-FRIDAY

Final: 7:40PM-FRIDAY

Records - NAIA : 11.71  
TRACK : 12.24

VIRGIE BULLIE MIDLAND LUT NE 1984  
FILIPA SMITH SAGINAW VALLEY 1985

3 PRELIMS OF 7 TOP 5 IN EACH HEAT & FASTEST 6TH PLACE FINISH ADVANCE TO SEMI-FINALS

ENTRANT #	NAME	GR	AFFILIATION	PREV. MARK	POSITION	PLACE	MARK
1302	JACQUELINE COTTON	Fr	WISC PARKSIDE	12.35	1	-----	-----
907	JODY MASSER		ADAMS STATE CO	12.21	2	-----	-----
1268	DEIRDRE JACKSON	Sr	PRAIRIE VIEW A&M TX	11.96	3	-----	-----
1274	EVAN WILLIAMS	Sp	PRAIRIE VIEW A&M TX	12.03	4	-----	-----
1221	KIM ROBERTSON	Fr	WISC-MILWAUKEE	11.86	5	-----	-----
1215	GLORIA GREGORY	Sr	WISC-MILWAUKEE	12.09	6	-----	-----
1112	BURETHA GRAHAM	Fr	MISSISSIPPI VALLEY STATE	12.21	7	-----	-----
1115	AQUANETTA LOWRY	Sr	MISSISSIPPI VALLEY STATE	12.32	8	-----	-----

EVENT OFFICIAL

TITLE

WIND READING: -----



NAIA NATL OUTDOOR T&F MT  
100 M. HURDLES WOMEN,

KEN HERRICK TR HILLS COL  
FINAL

MAY 23-25, 1985  
EVENT # 25

Schedule - Prelim: 6:15PM-THURSDAY

Semi: 4:10PM-FRIDAY

Final: 6:40PM-FRIDAY

Records - NAIA : 13.73  
TRACK : 14.4

THOMASINA BUSCH HAMPTON INST  
DONNA BLAUNKAMP

1984  
HILLSDALE MI 1985

4 HEATS OF 7 TOP 4 ADVANCE

SEMI-2 HEATS OF 8

TOP 4 QUALIFY FOR FINALS

ENTRANT #	NAME	GR	AFFILIATION	PREV. MARK	POSITION	PLACE	MARK
999	DONNA BLAUNKAMP	Jr	HILLSDALE MI	14.69	1	-----	-----
1275	KIM COLON	Sr	FORT HAYS STATE KS	14.61	2	-----	-----
1249	DENISE WILLIAMS	Fr	WAYLAND BAPTIST TX	14.18	3	-----	-----
1269	LAVONDA LUCKETT	Sp	PRAIRIE VIEW A&M TX	14.21	4	-----	-----
905	BRENDA JARVIS		ADAMS STATE CO	13.92	5	-----	-----
1273	KIMOLYN VANZANT	Fr	PRAIRIE VIEW A&M TX	14.33	6	-----	-----
1216	LYNN HIDDE	Sp	WISC-MILWAUKEE	14.23	7	-----	-----
904	KIM HALL		ADAMS STATE CO	14.29	8	-----	-----

EVENT OFFICIAL

TITLE

WIND READING: -----



NAIA NATL OUTDOOR T&F MT  
200 METER WOMEN

KEN HERRICK TR HILLS COL  
SEMI # 1

MAY 23-25, 1985  
EVENT # 26

Schedule - Prelim: 7:55PM-THURSDAY

Semi: 4:40PM-SATURDAY

Final: 6:05PM-SATURDAY

Records - NAIA : 23.93  
TRACK : 25.04

DENISE BULLOCKS CHICAGO ST  
FILIPA SMITH

1984  
SAGINAW VALLEY ST 85

4 HEATS- 1 OF 6 & 3 HEATS OF 7- QUALIFY 4 EA HEAT TO SEMI FINALS

ENTRANT #	NAME	GR	AFFILIATION	PREV. MARK	POSITION	PLACE	MARK
1115	AQUANETTA LOWRY	Sr	MISSISSIPPI VALLEY STATE	25.63	1	-----	-----
1272	JOCELYN TATUM	Sp	PRAIRIE VIEW A&M TX	25.44	2	-----	-----
1221	KIM ROBERTSON	Fr	WISC-MILWAUKEE	24.85	3	-----	-----
1247	ALTHEA THOMAS	Fr	WAYLAND BAPTIST TX	24.34	4	-----	-----
946	KIMBERLY BARNES	Fr	CENTRAL STATE OH	25.23	5	-----	-----
1215	GLORIA GREGORY	Sr	WISC-MILWAUKEE	25.34	6	-----	-----
907	JODY MASSER		ADAMS STATE CO	25.12	7	-----	-----
1112	BURETHA GRAHAM	Fr	MISSISSIPPI VALLEY STATE	25.38	8	-----	-----

EVENT OFFICIAL

TITLE

WIND READING: -----

NAIA NATL OUTDOOR T&F MT  
200 METER WOMEN

KEN HERRICK TR HILLS COL  
SEMI # 2

MAY 23-25, 1985  
EVENT # 26

Schedule - Prelim: 7:55PM-THURSDAY

Semi: 4:40PM-SATURDAY

Final: 6:05PM-SATURDAY

Records - NAIA : 23.93  
TRACK : 25.04

DENISE BULLOCKS CHICAGO ST  
FILIPA SMITH

1984  
SAGINAW VALLEY ST 85

4 HEATS- 1 OF 6 & 3 HEATS OF 7- QUALIFY 4 EA HEAT TO SEMI FINALS

ENTRANT #	NAME	GR	AFFILIATION	PREV. MARK	POSITION	PLACE	MARK
1116	VERNESSA MERADAY	Fr	MISSISSIPPI VALLEY STATE	25.80	1		
1090	VIRGIE BULLIE	Sp	MIDLAND LUTHERAN NE	25.39	2		
1270	NORRIE MCAFFEE	Jr	PRAIRIE VIEW A&M TX	24.96	3		
1296	FILIPA SMITH	Sp	SAGINAW VALLEY STATE MI	24.47	4		
1268	DEIRDRE JACKSON	Sr	PRAIRIE VIEW A&M TX	24.49	5		
1274	EVAN WILLIAMS	Sp	PRAIRIE VIEW A&M TX	25.16	6		
1369	KAREN STUBBLEFIELD	Jr	ARKANSAS- PINE BLUFF	25.25	7		
1302	JACQUELINE COTTON	Fr	WISC PARKSIDE	25.44	8		

EVENT OFFICIAL

TITLE

WIND READING: \_\_\_\_\_



NAIA NATL OUTDOOR T&F MT  
400 METER -WOMEN

KEN HERRICK TR HILLS COL  
FINAL

MAY 23-25, 1985  
EVENT # 27

Schedule - Prelim: 6:45PM-THURSDAY

Semi: 4:30PM-FRIDAY

Final: 5:25PM-SATURDAY

Records - NAIA : 52.53  
TRACK : 57.41

EASTER GABRIEL PRAIRIE VIEW 1982  
VERA PRUIT SAGINAW VALLEY 1985

3 HEATS OF 7 - TOP 5 EACH HEAT + FASTEST 6TH

TIME TO SEMIS- 2 SEMIS OF 8, TOP 4 EA HEAT -FINAL

ENTRANT #	NAME	GR	AFFILIATION	PREV. MARK	POSITION	PLACE	MARK
1337	CINDY HEESACKER		WAYNE STATE NE	56.55	1	-----	-----
1272	JOCELYN TATUM	Sp	PRAIRIE VIEW A&M TX	56.49	2	-----	-----
1270	NORRIE MCAFEE	Jr	PRAIRIE VIEW A&M TX	55.57	3	-----	-----
1247	ALTHEA THOMAS	Fr	WAYLAND BAPTIST TX	54.95	4	-----	-----
1117	CAROL WILLIAMS	Sr	MISSISSIPPI VALLEY STATE	55.23	5	-----	-----
1118	GWENDOLYN WILLIAMS	Sp	MISSISSIPPI VALLEY STATE	55.85	6	-----	-----
1224	INABELLE THOMPSON	Fr	WISC-MILWAUKEE	55.73	7	-----	-----
937	DEBBIE REGIER		BETHEL KS	57.48	8	-----	-----

EVENT OFFICIAL

TITLE

WIND READING: -----



NAIA NATL OUTDOOR T&F MT  
800 METER -WOMEN ,

KEN HERRICK TR HILLS COL  
FINAL

MAY 23-25, 1985  
EVENT # 29

Schedule - Prelim: 7:25PM-THURSDAY

Semi: 4:50PM-FRIDAY

Final: 5:45PM-SATURDAY

Records - NAIA : 2:08.60  
TRACK : 2:18.75

JULIE JENKINS ADAMS STATE CO 1984  
VIRGINIA BELEVENDER SAG VAL 1985

4 HEATS- 3 OF 7 & 1 OF 8 QUALIFY 4 EA HEAT TO SEMI. SEMI- 2 HEATS OF 8 TOP 4 EA HEAT TO FINAL

ENTRANT #	NAME	GR	AFFILIATION	PREV. MARK	POSITION	PLACE	MARK
1396	CARRIE MCCATHY	Sr	SIMON FRASER CAN	2:12.79	1	-----	-----
1106	LAURIE BILLIS	Sr	MINDOT STATE ND	2:12.03	2	-----	-----
1019	TERESA LLOYD		JAMESTOWN ND	2:12.19	3	-----	-----
944	JANE ROMIG	Jr	CEDARVILLE OH	2:13.04	4	-----	-----
1134	RONDA GRIEBEN	Sr	NORTHERN STATE SD	2:13.99	5	-----	-----
1217	ANNE HILLS	Fr	WISC-MILWAUKEE	2:12.98	6	-----	-----
1129	JUDY MOECK	Sr	MOORHEAD STATE MN	2:13.31	7	-----	-----
942	ESTHER MAHR	Sp	CEDARVILLE OH	2:12.44	8	-----	-----

EVENT OFFICIAL

TITLE

WIND READING: -----

NAIA NATL OUTDOOR T&F MT  
1500 METER - WOMEN ,

KEN HERRICK TR HILLS COL  
FINAL

MAY 23-25, 1985  
EVENT # 30

Schedule - Prelim:

Semi: 5:10PM-THURSDAY

Final: 4:20PM-SATURDAY

Records - NAIA : 4:25.42  
TRACK : 4:41.14

LEAH PELLIS SIMON FRASER CAN 1983  
SARAH HIETT PARKSIDE 1985

2 HEATS OF 11 1 HEAT OF 10

TOP 4 IN EACH ADVANCE TO FINALS

ENTRANT #	NAME	GR	AFFILIATION	PREV. MARK	POSITION	PLACE	MARK
986	JENNY LAMOREUX	Sp	FLAGLER FL	4:36.68	1	-----	-----
1393	PATTI CROSS	Sr	SIMON FRASER CAN	4:38.74	2	-----	-----
1208	KATIE SOMERS	Sr	WISC EAU CLAIRE	4:40.28	3	-----	-----
1159	DENISE STOKES	Sr	PACIFIC LUTHERAN WA	4:40.32	4	-----	-----
1092	SHELLY DOWNER	Sr	MIDLAND LUTHERAN NE	4:43.47	5	-----	-----
1246	MWINGA SOTE	Jr	WAYLAND BAPTIST TX	4:41.86	6	-----	-----
1219	MARY MEDICUS	Sr	WISC-MILWAUKEE	4:38.84	7	-----	-----
1323	BETH KNAPP		LORAS IA	4:42.64	8	-----	-----
1202	CHRIS GOEPEL	Fr	WISC EAU CLAIRE	4:40.75	9	-----	-----
906	JULIE JENKINS		ADAMS STATE CO	4:41.01	10	-----	-----
1134	RONDA GRIEBEN	Sr	NORTHERN STATE SD	4:38.69	11	-----	-----
1019	TERESA LLOYD		JAMESTOWN ND	4:37.68	12	-----	-----

EVENT OFFICIAL

TITLE

WIND READING: \_\_\_\_\_



NAIA NATL OUTDOOR T&F MT  
5000 METER -WOMEN ,

KEN HERRICK TR HILLS COL  
FINAL

MAY 23-25, 1985  
EVENT # 32

Schedule - Prelim:

Semi:

Final: 8:00PM-FRIDAY

Records - NAIA : 16:53.49 LINDA MARQUARDT WS-MILWAUKEE 1983  
TRACK : 17:43.54 ALANE KEEFER ASHLAND OH 1985

FINAL

ENTRANT #	NAME	GR	AFFILIATION	PREV. MARK	POSITION	PLACE	MARK
1131	KAY SCHOENING	Sr	MOORHEAD STATE MN	17:31.1	1		
1119	MARGARET WILLIAMS	Sr	MISSISSIPPI VALLEY STATE	18:00.30	2		
1228	COLLEEN FUNK	Sp	WALSH OH	17:57.14	3		
1054	MARGUERITE SKELLO		MALONE OH	18:10.6	4		
1194	CLARE KRILL	Sp	PORTLAND OR	16:51.78	5		
1079	CHARLENE TRIMMELL	Sp	MARQUETTE WS	17:53.20	6		
1308	JULIE MCREYNOLDS	Fr	WISC PARKSIDE	18:09.34	7		
1384	GENEVIE PFUELLER	Fr	WESTERN WASHINGTON	17:17.0	8		
1346	KIM BURKE	Sp	CENTRAL WASHINGTON	18:03.0	9		
1391	DOLORES MONTGOMERY	Sp	WESTERN WASHINGTON	17:39.0	10		
1083	JULIA ZIMMER	Sp	MARQUETTE WS	17:11.21	11		
1219	MARY MEDICUS	Sr	WISC-MILWAUKEE	17:25.84	12		
1251	SHEILA BARRETT	Sp	WESTERN STATE CO	17:58.2	13		
1091	KATIE WEBB	Sr	MARQUETTE WS	17:10.76	14		
1185	LISA CATMAN		NORTH FLORIDA	18:30.20	15		
1126	TERESA GREENWOOD	Fr	MOORHEAD STATE MN	17:25.50	16		
1186	ADRIAN LILBURN		NORTH FLORIDA	17:41.10	17		
1034	BARBARA HERBEK		KEARNEY STATE NE	18:20.40	18		
1187	BONNY MC LELAND		NORTH FLORIDA	17:50.20	19		
1192	KRISTY JOHNSTON	Sp	PORTLAND OR	17:18.2	20		
1336	JODI WILLIAMSON	Sp	TAYLOR IN	18:40.0	21		
901	DENISE FALZONE		ADAMS STATE CO	17:50.11	22		
988	LORI PASCOE	Sp	GONZAGA WA	17:59.0	23		
1137	LEDAE REINSCHMIDT	Jr	NORTHERN STATE SD	17:56.33	24		

EVENT OFFICIAL

TITLE

WIND READING:



NAIA NATL OUTDOOR T&F MT  
400 HURDLES - WOMEN ,

KEN HERRICK TR HILLS COL  
FINAL

MAY 23-25, 1985  
EVENT # 28

Schedule - Prelim: 8:15PM-THURSDAY

Semi: 7:15PM-FRIDAY

Final: 5:05PM-SATURDAY

Records - NAIA : 58.99  
TRACK : 1:03.45

LYNN GAMBLE 1983  
MARTHA HANS SIENA HEIGHTS MI 1985

4 PRELIMINARY HEATS TOP 4 ADVANCE TO SEMIS

TOP FOUR FROM EACH SEMI ADVANCE TO FINALS

ENTRANT #	NAME	GR	AFFILIATION	PREV. MARK	POSITION	PLACE	MARK
1135	KARMEN KING	Jr	NORTHERN STATE SD	1:03.22	1	-----	-----
1043	PETRA JOHNSON	Jr	LINFIELD OR	1:03.21	2	-----	-----
905	BRENDA JARVIS		ADAMS STATE CO	1:02.96	3	-----	-----
1269	LAVONDA LUCKETT	Sp	PRAIRIE VIEW A&M TX	59.14	4	-----	-----
1222	FELICIA SUTTON	Sp	WISC-MILWAUKEE	1:03.15	5	-----	-----
1152	KAREN BELL	Jr	PACIFIC LUTHERAN WA	1:02.76	6	-----	-----
1042	JENIFER TURNER		KENNESAW GA	1:02.92	7	-----	-----
1379	JANELL MASSEY	Jr	WESTERN WASHINGTON	1:04.01	8	-----	-----

EVENT OFFICIAL

TITLE

WIND READING: -----

NAIA NATL OUTDOOR T&F MT  
4 X 400 RELAY-WOMEN ,

KEN HERRICK TR HILLS COL  
FINAL

MAY 23-25, 1985  
EVENT # 35

Schedule - Prelim:

Semi: 9:00PM-FRIDAY

Final: 7:00PM-SATURDAY

Records - NAIA : 3:37.82  
TRACK : 3:56.05

PRAIRIE VIEW A&M TX 1982  
HILLSDALE MI

3 HEATS OF 7- TOP 2 EA HEAT + 2 FASTEST TIMES QUALIFY TO FINAL

ENTRANT #	NAME	SR	AFFILIATION	PREV. MARK	POSITION	PLACE	MARK
1426	/KEARNEY STATE COL		KEARNEY STATE NE	3:53.03	-1	-----	-----
1406	/UNIV WISC AT MILW		WISC-MILWAUKEE	3:50.39	2	-----	-----
1438	/PRAIRIE VIEW TX		PRAIRIE VIEW A&M TX	3:48.20	3	-----	-----
1422	/AZUSA PACIFIC UNIV		AZUSA PACIFIC CA	3:53.47	4	-----	-----
1402	/CENTRAL ST UNIV OH		CENTRAL STATE OH	3:51.58	5	-----	-----
1399	/ADAMS STATE COLLEGE		ADAMS STATE CO	3:49.54	6	-----	-----
1403	/MISS VAL STATE COL		MISSISSIPPI VALLEY STATE	3:44.50	7	-----	-----
1407	/WAYLAND BAP UNIV		WAYLAND BAPTIST TX	3:46.86	8	-----	-----

EVENT OFFICIAL

TITLE

WIND READING: -----



NAIA NATL OUTDOOR T&F MT  
100 METER -WOMEN

KEN HERRICK TR HILLS COL  
Division:

MAY 23-25, 1985  
EVENT # 1

Records - NAIA : 11.71 VIRGIE BULLIE MIDLAND LUT NE 1984  
TRACK : 12.24 FILIPA SMITH SAGINAW VALLEY 1985

---

ENTRANT #	NAME	GR	AFFILIATION	PLACE	MARK
-----------	------	----	-------------	-------	------

---

SEMI RESULTS HEAT # 1

1221	KIM ROBERTSON	Fr	WISC-MILWAUKEE	1	11.86	†
1268	DEIRDRE JACKSON	Sr	PRAIRIE VIEW A&M TX	2	11.96	†
1112	BURETHA GRAHAM	Fr	MISSISSIPPI VALLEY STATE	3	12.21	†
1302	JACQUELINE COTTON	Fr	WISC PARKSIDE	4	12.35	
1090	VIRGIE BULLIE	Sp	MIDLAND LUTHERAN NE	5	12.41	
1181	LURA DUNN	Jr	TARLETON STATE TX	6	12.44	
1275	KIM COLON	Sr	FORT HAYS STATE KS	7	12.54	
1116	VERNESSA MERADAY	Fr	MISSISSIPPI VALLEY STATE	8	12.58	

SEMI RESULTS HEAT # 2

1274	EVAN WILLIAMS	Sp	PRAIRIE VIEW A&M TX	1	12.03	†
1215	GLORIA GREGORY	Sr	WISC-MILWAUKEE	2	12.09	†
907	JODY MASSER		ADAMS STATE CO	3	12.21	†
1115	AQUANETTA LOWRY	Sr	MISSISSIPPI VALLEY STATE	4	12.32	
946	KIMBERLY BARNES	Fr	CENTRAL STATE OH	5	12.36	
1369	KAREN STUBBLEFIELD	Jr	ARKANSAS- PINE BLUFF	6	12.57	
950	VERONIA FRAZIER	Sp	CENTRAL STATE OH	7	12.65	
1341	MISSY STOLTENBERG		WAYNE STATE NE	8	12.70	



NAIA NATL OUTDOOR T&F MT  
100 M. HURDLES WOMEN

KEN HERRICK TR HILLS COL  
Division:

MAY 23-25, 1985  
EVENT # 25

Records - NAIA : 13.73  
TRACK : 14.4

THOMASINA BUSCH HAMPTON INST 1984  
DONNA BLAUNKAMP HILLSDALE MI 1985

---

ENTRANT #	NAME	GR	AFFILIATION	PLACE	MARK
-----------	------	----	-------------	-------	------

---

SEMI RESULTS HEAT # 1

905	BRENDA JARVIS		ADAMS STATE CO	1	13.92	†
1249	DENISE WILLIAMS	Fr	WAYLAND BAPTIST TX	2	14.18	†
1216	LYNN HIDDE	Sp	WISC-MILWAUKEE	3	14.23	†
904	KIM HALL		ADAMS STATE CO	4	14.29	†
1174	MARTHA HANS	Sp	SIENA HEIGHTS MI	5	14.82	
1271	MICHELLE NEAL	Sp	PRAIRIE VIEW A&M TX	6	14.93	
1135	KARMEN KING	Jr	NORTHERN STATE SD	7	14.41	
1222	FELICIA SUTTON	Sp	WISC-MILWAUKEE	8	14.91	

SEMI RESULTS HEAT # 2

1269	LAVONDA LUCKETT	Sp	PRAIRIE VIEW A&M TX	1	14.21	†
1273	KIMOLYN VANZANT	Fr	PRAIRIE VIEW A&M TX	2	14.33	†
1275	KIM COLON	Sr	FORT HAYS STATE KS	3	14.61	
999	DONNA BLAUNKAMP	Jr	HILLSDALE MI	4	14.69	
1182	ANGELA TAYLOR	Sp	TARLETON STATE TX	5	14.81	
1333	MICHELLE HOLLAR	Fr	TAYLOR IN	6	14.85	
989	WILLETIA HILL	Fr	HARRIS STONE STATE MO	7	15.81	
957	CARRIE TUCKER		CENTRAL STATE OK		DISQUALIFIED	

NAIA NATL OUTDOOR T&F MT  
800 METER -WOMEN

KEN HERRICK TR HILLS COL  
Division:

MAY 23-25, 1985  
EVENT # 29

Records - NAIA : 2:08.60 JULIE JENKINS ADAMS STATE CO 1984  
TRACK : 2:18.75 VIRGINIA BELEVENDER SAG VAL 1985

---

ENTRANT #	NAME	GR	AFFILIATION	PLACE	MARK
-----------	------	----	-------------	-------	------

---

SEMI RESULTS HEAT # 1

1106	LAURIE GILLIS	Sr	MINOT STATE ND	1	2:12.03
1019	TERESA LLOYD		JAMESTOWN ND	2	2:12.19
944	JANE ROMIG	Jr	CEDARVILLE OH	3	2:13.04
1129	JUDY NOGCK	Sr	MOORHEAD STATE MN	4	2:13.31
964	ADRIENNE BRADY	Sr	COLORADO SCHOOL OF MINES	5	NO MARK
1121	PAULA BEHRENDT	Sr	MOORHEAD STATE MN	6	NO MARK

SEMI RESULTS HEAT # 2

942	ESTHER MAHR	Sp	CEDARVILLE OH	1	2:12.44
1396	CARRIE MCCATHY	Sr	SIMON FRASER CAN	2	2:12.79
1217	ANNE HILLS	Fr	WISC-MILWAUKEE	3	2:12.98
1134	RONDA GRIESEN	Sr	NORTHERN STATE SD	4	2:13.99
1122	KATIE CLASS	Sr	MOORHEAD STATE MN	5	2:16.04
906	JULIE JENKINS		ADAMS STATE CO		DISQUALIFIED

NAIA NATL OUTDOOR T&F MT

KEN HERRICK TR HILLS COL

MAY 23-25, 1985

JAVELIN - WOMEN

Division:

EVENT # 41

ENTRANT # NAME

GR AFFILIATION

MARK

=====

FINAL RESULTS

1395	KAREN MURRAY	Sp	SIMON FRASER CAN	1	167-06.0	††
1239	MARIA HALEY	Sr	WAYLAND BAPTIST TX	2	165-00.0	†
1437	SHANNON TERRY		POINT LOMA NAZARENE CA	3	153-02.0	†
918	DONNA MC DONOUGH		AZUSA PACIFIC CA	4	151-03.0	†
1141	CAROL WESTER	Jr	PACIFIC LUTHERAN WA	5	149-05.0	†
1391	KIM PETERS		NORTHERN MONTANA	6	144-03.0	†

=====



NAIA NATL OUTDOOR T&F MT  
HEPTATHLON

KEN HERRICK TR HILLS COL  
Division:

MAY 23-25, 1985  
EVENT # 44

ENTRANT # NAME GR AFFILIATION MARK

FINAL RESULTS

920	JENNIFER SCHWARTZ		AZUSA PACIFIC CA	1	4715
938	LEANNE PLUM	Jr	CAMPBELL NC	2	4674
911	BLAIRE BATES		AZUSA PACIFIC CA	3	4634
1342	BRENDA JONES	Sr	ARKANSAS COLLEGE	4	4596
919	KAREN RODD		AZUSA PACIFIC CA	5	4538
939	DELETHEA QUARLES	Fr	CAMPBELL NC	6	4531
1231	LESLIE RYMAN	Sp	WALSH OH	7	4518
1065	ROBIN WIGGIN		MANCHESTER IN	8	4484
1277	DEB MOORE	Sp	FORT HAYS STATE KS	9	4437
1096	KAREN MARTIN	Jr	MIDLAND LUTHERAN NE	10	4336
982	JILL MOSLEY	Sp	DOANE NE	11	4305
1273	KIMOLYN VANZANT	Fr	PRAIRIE VIEW A&M TX	12	4221
1128	DEB MEYER	Jr	MOORHEAD STATE MN	13	4110
1080	MARISA WALSH	Fr	MARQUETTE WS	14	4071
1072	CLARE LOOK	Fr	MARQUETTE WS		
957	CARRIE TUCKER		CENTRAL STATE OK		

NAIA NATL OUTDOOR T&F MT

KEN HERRICK TR HILLS COL

MAY 23-25, 1985

HIGH JUMP -WOMEN

Division:

EVENT # 38

ENTRANT # NAME

GR AFFILIATION

MARK

=====

FINAL RESULTS

1314	MICHELLE TUGGLE	Sp	BERRY GA	1	5-07.0
1016	KRISTIN ERICKSON	Sp	JAMESTOWN ND	2	5-07.0
1278	BEV MUSSELWHITE	Sr	FORT HAYS STATE KS	2	5-07.0
920	JENNIFER SCHWARTZ		AZUSA PACIFIC CA	4	5-07.0
1049	ERICA LOU TZENHISER		MALONE OH	5	5-07.0
908	CINDY POOL		ADAMS STATE CO	6	5-07.0
992	ELLEN JOHNSON	Sp	HASTINGS NE	6	5-07.0

=====



NAIA NATL OUTDOOR T&F MT  
100 M. HURDLES WOMEN

KEN HERRICK TR HILLS COL  
Division:

MAY 23-25, 1985  
EVENT # 25

ENTRANT #	NAME	GR	AFFILIATION	MARK	
-----					
FINAL RESULTS					
905	BRENDA JARVIS		ADAMS STATE CO	1	13.71    **
1216	LYNN HIDDE	Sp	WISC-MILWAUKEE	2	13.77    †
1269	LAVONDA LUCKETT	Sp	PRAIRIE VIEW A&M TX	3	13.94    †
1275	KIM COLON	Sr	FORT HAYS STATE KS	4	13.98    †
1249	DENISE WILLIAMS	Fr	WAYLAND BAPTIST TX	5	14.31    †
1273	KIMOLYN VANZANT	Fr	PRAIRIE VIEW A&M TX	6	14.37    †
999	DONNA BLAUNKAMP	Jr	HILLSDALE MI	7	14.51
904	KIM HALL		ADAMS STATE CO	8	14.55
=====					



NAIA NATL OUTDOOR T&F MT

KEN HERRICK TR HILLS COL

MAY 23-25, 1985

100 METER -WOMEN

Division:

EVENT # 1

ENTRANT # NAME

GR AFFILIATION

MARK

-----  
FINAL RESULTS

1268	DEIRDRE JACKSON	Sr	PRAIRIE VIEW A&M TX	1	11.82	†
1221	KIM ROBERTSON	Fr	WISC-MILWAUKEE	2	11.99	†
1274	EVAN WILLIAMS	Sp	PRAIRIE VIEW A&M TX	3	12.01	†
1215	GLORIA GREGORY	Sr	WISC-MILWAUKEE	4	12.19	†
1112	BURETHA GRAHAM	Fr	MISSISSIPPI VALLEY STATE	5	12.24	
907	JODY MASSER		ADAMS STATE CO	6	12.25	
1302	JACQUELINE COTTON	Fr	WISC PARKSIDE	7	12.37	
1115	AQUANETTA LOWRY	Sr	MISSISSIPPI VALLEY STATE	8	12.47	

=====

NAIA NATL OUTDOOR T&F MT  
400 HURDLES - WOMEN

KEN HERRICK TR HILLS COL  
Division:

MAY 23-25, 1985  
EVENT # 28

Records - NAIA : 58.99 LYNN GAMBLE 1983  
TRACK : 1:03.45 MARTHA HANS SIENA HEIGHTS MI 1985

---

ENTRANT #	NAME	GR	AFFILIATION	PLACE	MARK
-----------	------	----	-------------	-------	------

---

SEMI RESULTS HEAT # 1

905	BRENDA JARVIS		ADAMS STATE CO	1	1:02.96	†
1222	FELICIA SUTTON	Sp	WISC-MILWAUKEE	2	1:03.15	†
1043	PETRA JOHNSON	Jr	LINFIELD OR	3	1:03.21	†
1135	KARMEN KING	Jr	NORTHERN STATE SD	4	1:03.22	†
1174	MARTHA HANS	Sp	SIENA HEIGHTS MI	5	1:03.40	†
1006	BELINDA SHAFFER	Sr	HILLSDALE MI	6	1:04.74	
1356	ILA AMOS	Sr	SOUTHERN OREGON STATE	7	1:05.09	
1271	MICHELLE NEAL	Sp	PRAIRIE VIEW A&M TX	8	1:06.37	

SEMI RESULTS HEAT # 2

1269	LAVONDA LUCKETT	Sp	PRAIRIE VIEW A&M TX	1	59.14	†
1152	KAREN BELL	Jr	PACIFIC LUTHERAN WA	2	1:02.76	†
1042	JENIFER TURNER		KENNESAW GA	3	1:02.92	†
1379	JANELLE MASSEY	Jr	WESTERN WASHINGTON	4	1:04.01	
1216	LYNN HIDDE	Sp	WISC-MILWAUKEE	5	1:04.10	
924	KAREN LARSON		BEMIDJI STATE MN	6	1:05.89	
1342	BRENDA JONES	Sr	ARKANSAS COLLEGE	7	1:06.33	

NAIA NATL OUTDOOR T&F MT  
400 METER -WOMEN

KEN HERRICK TR HILLS COL  
Division:

MAY 23-25, 1985  
EVENT # 27

Records - NAIA : 52.53  
TRACK : 57.41  
EASTER GABRIEL PRAIRIE VIEW 1982  
VERA FRUIT SAGINAW VALLEY 1985

---

ENTRANT #	NAME	GR	AFFILIATION	PLACE	MARK
-----------	------	----	-------------	-------	------

---

SEMI RESULTS HEAT # 1

1117	CAROL WILLIAMS	Sr	MISSISSIPPI VALLEY STATE	1	55.23	†
1270	NORRIE MCAFEE	Jr	PRAIRIE VIEW A&M TX	2	55.57	†
1224	INABELLE THOMPSON	Fr	WISC-MILWAUKEE	3	55.73	†
937	DEBBIE REGIER		BETHEL KS	4	57.48	
1284	VONDA MCEACHERN	Fr	PANHANDLE STATE OK	5	59.3	
1253	MICKIE KIRKENDALL	Jr	WESTERN STATE CO	6	1:01.0	

SEMI RESULTS HEAT # 2

1247	ALTHEA THOMAS	Fr	WAYLAND BAPTIST TX	1	54.95	†
1118	GWENDOLYN WILLIAMS	Sp	MISSISSIPPI VALLEY STATE	2	55.85	†
1272	JOCELYN TATUM	Sp	PRAIRIE VIEW A&M TX	3	56.49	†
1337	CINDY HEESACKER		WAYNE STATE NE	4	56.55	†
1248	FLORENCE USHIEAGU	Fr	WAYLAND BAPTIST TX	5	56.56	†
1220	ABERDEAN MORTON	Fr	WISC-MILWAUKEE	6	58.17	
1380	KATHY MILLER	Sp	WESTERN WASHINGTON	7	58.69	



NAIA NATL OUTDOOR T&F MT  
3000 METER -WOMEN

KEN HERRICK TR HILLS COL  
Division:

MAY 23-25, 1985  
EVENT # 31

Records - NAIA : 9:47.30 DENISE FALZONE ADAMS STATE 1984  
TRACK : 10:18.21 CINDY REINHART SAGINAW VAL. 1984

---

ENTRANT #	NAME	GR	AFFILIATION	PLACE	MARK
-----------	------	----	-------------	-------	------

---

SEMI RESULTS HEAT # 1

1195	ANN MANNING	Sp	PORTLAND OR	1	9:51.32
1034	BARBARA HERBEK		KEARNEY STATE NE	2	10:16.37
1131	KAY SCHOENING	Sr	MOORHEAD STATE MN	3	10:16.55
1384	GENEVIE PFUELLER	Fr	WESTERN WASHINGTON	4	10:19.07
1213	LYNN BOUCHE	Fr	WISC-MILWAUKEE	5	10:21.58
1070	TERRI LEIBFRIED	Jr	MARQUETTE WS	6	10:21.67

SEMI RESULTS HEAT # 2

1208	KATIE SOMERS	Sr	WISC EAU CLAIRE	1	10:11.99
901	DENISE FALZONE		ADAMS STATE CO	2	10:14.80
1083	JULIA ZIMMER	Sp	MARQUETTE WS	3	10:15.76
1160	MELANIE VENEKAMP	Sp	PACIFIC LUTHERAN WA	4	10:18.38
1198	MARY OSTLUND	Sp	PORTLAND OR	5	10:23.44
1079	CHARLENE TRINNELL	Sp	MARQUETTE WS	6	10:24.14

NAIA NATL OUTDOOR T&F MT

KEN HERRICK TR HILLS COL

MAY 23-25, 1985

5000 METER -WOMEN

Division:

EVENT # 32

ENTRANT # NAME

GR AFFILIATION

MARK

=====

FINAL RESULTS

901	DENISE FALZONE		ADAMS STATE CO	1	16:49.36	##
1126	TERESA GREENWOOD	Fr	MOORHEAD STATE MN	2	17:11.08	†
1192	KRISTY JOHNSTON	Sp	PORTLAND OR	3	17:14.60	†
1384	GENEVIE PFUELLER	Fr	WESTERN WASHINGTON	4	17:17.53	†
1083	JULIA ZIMMER	Sp	MARQUETTE WS	5	17:18.29	†
1081	KATIE WEBB	Sr	MARQUETTE WS	6	17:23.13	†
1219	MARY MEDICUS	Sr	WISC-MILWAUKEE	7	NO MARK	

=====



NAIA NATL OUTDOOR T&F MT  
4X100 RELAY-WOMEN

KEN HERRICK TR HILLS COL  
Division:

MAY 23-25, 1985  
EVENT # 34

Records - NAIA : 45.06 PRAIRIE VIEW A&M TX 1983  
TRACK : 48.11 SAGINAW VALLEY STATE MI 1985

---

ENTRANT #	NAME	GR	AFFILIATION	PLACE	MARK
-----------	------	----	-------------	-------	------

---

SEMI RESULTS HEAT # 1

1438	/PRAIRIE VIEW TX		PRAIRIE VIEW A&M TX	1	46.36	†
------	------------------	--	---------------------	---	-------	---

---

1407	/WAYLAND BAP UNIV		WAYLAND BAPTIST TX	2	46.70	†
------	-------------------	--	--------------------	---	-------	---

---

1402	/CENTRAL ST UNIV OH		CENTRAL STATE OH	3	47.97	†
------	---------------------	--	------------------	---	-------	---

---

1420	/UNIV ARK PINE BLUFF		ARKANSAS- PINE BLUFF	4	48.77	
------	----------------------	--	----------------------	---	-------	--

---

1408	/WALSH COLLEGE		WALSH OH	5	49.25	
------	----------------	--	----------	---	-------	--

---

1418	/LANGSTON		LANGSTON OK	6	49.36	
------	-----------	--	-------------	---	-------	--

---

1413	/FORT HAYS STATE		FORT HAYS STATE KS		DISQUALIFIED	
------	------------------	--	--------------------	--	--------------	--

---

SEMI RESULTS HEAT # 2

1406	/UNIV WISC AT MILW		WISC-MILWAUKEE	1	46.44	†
------	--------------------	--	----------------	---	-------	---

---

1405	/NORTHWOOD		NORTHWOOD INSTITUTE MI	2	48.39	
------	------------	--	------------------------	---	-------	--

---

1415	/SAGINAW VAL STATE		SAGINAW VALLEY STATE MI	3	50.21	
------	--------------------	--	-------------------------	---	-------	--

---

1414	/MARQUETTE UNIV		MARQUETTE WS	4	50.70	
------	-----------------	--	--------------	---	-------	--

---

1417	/ARKANSAS COLLEGE		ARKANSAS COLLEGE	5	50.88	
------	-------------------	--	------------------	---	-------	--

---

1416	/DAKOTA STATE		DAKOTA STATE SD	6	52.11	
------	---------------	--	-----------------	---	-------	--

---

1419	/SOUTHWESTERN KA		SOUTHWESTERN KS		DISQUALIFIED	
------	------------------	--	-----------------	--	--------------	--

---

1403	/MISS VAL STATE COL		MISSISSIPPI VALLEY STATE		DISQUALIFIED	
------	---------------------	--	--------------------------	--	--------------	--



NAIA NATL OUTDOOR T&F MT  
4 X 400 RELAY-WOMEN

KEN HERRICK TR HILLS COL  
Division:

MAY 23-25, 1985  
EVENT # 35

Records - NAIA : 3:37.82  
TRACK : 3:56.05  
PRAIRIE VIEW A&M TX 1982  
HILLSDALE MI

---

ENTRANT #	NAME	GR	AFFILIATION	PLACE	MARK
-----------	------	----	-------------	-------	------

---

PRELIM RESULTS HEAT # 1

1438	/PRAIRIE VIEW TX		PRAIRIE VIEW A&M TX	1	3:48.20
------	------------------	--	---------------------	---	---------

---

1422	/AZUSA PACIFIC UNIV		AZUSA PACIFIC CA	2	3:53.47
------	---------------------	--	------------------	---	---------

---

1405	/NORTHWOOD		NORTHWOOD INSTITUTE MI	3	3:53.71
------	------------	--	------------------------	---	---------

---

1421	/WESTERN WASHINGTON		WESTERN WASHINGTON	4	3:56.19
------	---------------------	--	--------------------	---	---------

---

1408	/WALSH COLLEGE		WALSH OH	5	3:58.52
------	----------------	--	----------	---	---------

---

1413	/FORT HAYS STATE		FORT HAYS STATE KS	6	4:02.47
------	------------------	--	--------------------	---	---------

---

1419	/SOUTHWESTERN KA		SOUTHWESTERN KS	7	NO MARK
------	------------------	--	-----------------	---	---------

---

PRELIM RESULTS HEAT # 2

1403	/MISS VAL STATE COL		MISSISSIPPI VALLEY STATE	1	3:44.50
------	---------------------	--	--------------------------	---	---------

---

1407	/WAYLAND BAP UNIV		WAYLAND BAPTIST TX	2	3:46.86
------	-------------------	--	--------------------	---	---------

---

1426	/KEARNEY STATE COL		KEARNEY STATE NE	3	3:53.03
------	--------------------	--	------------------	---	---------

---

1410	/HILLSDALE		HILLSDALE MI	4	3:55.78
------	------------	--	--------------	---	---------

---

1416	/DAKOTA STATE		DAKOTA STATE SD	5	4:07.67
------	---------------	--	-----------------	---	---------

---

1414	/MARQUETTE UNIV		MARQUETTE WS	6	4:09.99
------	-----------------	--	--------------	---	---------

---

NAIA NATL OUTDOOR T&F MT  
4 X 400 RELAY-WOMEN

KEN HERRICK TR HILLS COL  
Division:

MAY 23-25, 1985  
EVENT # 35

Records - NAIA : 3:37.82  
TRACK : 3:56.05

PRAIRIE VIEW A&M TX 1982  
HILLSDALE MI

ENTRANT #	NAME	GR	AFFILIATION	PLACE	MARK
PRELIM RESULTS HEAT # 3					
1399	/ADAMS STATE COLLEGE		ADAMS STATE CO	1	3:49.54
1406	/UNIV WISC AT MILW		WISC-MILWAUKEE	2	3:50.39
1402	/CENTRAL ST UNIV OH		CENTRAL STATE OH	3	3:51.58
1404	/NORTHERN STATE COL		NORTHERN STATE SD	4	3:55.85
1424	/NORTHWESTERN COL		NORTHWESTERN IA	5	3:57.91
1420	/UNIV ARK PINE BLUFF		ARKANSAS- PINE BLUFF	6	NO MARK
1401	/CEDARVILLE COLLEGE		CEDARVILLE OH	7	NO MARK



NAIA NATL OUTDOOR T&F MT

KEN HERRICK TR HILLS COL

MAY 23-25, 1985

4X800 RELAY -WOMEN

Division:

EVENT # 37

ENTRANT # NAME

GR AFFILIATION

MARK

---

FINAL RESULTS

1423 /MOORHEAD STATE UNIV MOORHEAD STATE MN 1 9:02.84

---

1412 /UNIV WISC PARKSIDE WISC PARKSIDE 2 9:08.51

---

1432 /UNIV WISC EAU CLAIR WISC EAU CLAIRE 3 9:09.91

---

1431 /PACIFIC LUTHERAN PACIFIC LUTHERAN WA 4 9:13.55

---

1428 /UNIV OF PORTLAND PORTLAND OR 5 9:17.82

---

1415 /SAGINAW VAL STATE SAGINAW VALLEY STATE MI 6 9:22.38

---

1414 /MARQUETTE UNIV MARQUETTE WS 7 9:24.3

---

---



NAIA NATL OUTDOOR T&F MT  
SPRINT MEDLEY RELAY

KEN HERRICK TR HILL'S COL

MAY 23-25, 1985

Division:

EVENT # 36

ENTRANT #	NAME	SR	AFFILIATION	PLACE	MARK
-----------	------	----	-------------	-------	------

---

FINAL RESULTS

1438	/PRAIRIE VIEW TX		PRAIRIE VIEW A&M TX	1	1:41.02
------	------------------	--	---------------------	---	---------

---

1403	/MISS VAL STATE COL		MISSISSIPPI VALLEY STATE	2	1:41.21
------	---------------------	--	--------------------------	---	---------

---

1406	/UNIV WISC AT MILW		WISC-MILWAUKEE	3	1:41.40
------	--------------------	--	----------------	---	---------

---

1415	/SAGINAW VAL STATE		SAGINAW VALLEY STATE MI	4	1:46.20
------	--------------------	--	-------------------------	---	---------

---

1430	/WAYNE STATE COLLEGE		WAYNE STATE NE	5	1:46.26
------	----------------------	--	----------------	---	---------

---

1402	/CENTRAL ST UNIV OH		CENTRAL STATE OH	6	1:46.99
------	---------------------	--	------------------	---	---------

---

1407	/WAYLAND BAP UNIV		WAYLAND BAPTIST TX	7	1:47.00
------	-------------------	--	--------------------	---	---------

---

1426	/KEARNEY STATE COL		KEARNEY STATE NE	8	1:49.06
------	--------------------	--	------------------	---	---------

---

---

NAIA NATL OUTDOOR T&F MT  
SHOT PUT - WOMEN

KEN HERRICK TR HILLS COL  
Division:

MAY 23-25, 1985  
EVENT # 42

Records - NAIA : 49-02.5  
TRACK : 45-00.5

KAREN WADDELL PRAIRIE VIEW 1983  
KARRIE MCNAIR HILLSDALE MI

---

ENTRANT #	NAME	GR	AFFILIATION	PLACE	MARK
-----------	------	----	-------------	-------	------

---

FINAL RESULTS

1267	SHARON HARRISON	Fr	PRAIRIE VIEW A&M TX	1	47-09.0	11
1282	BRENDA WOLF	Jr	FORT HAYS STATE KS	2	46-09.0	11
981	CONNIE HUGEN	Fr	DOANE NE	3	45-11.75	11
1039	BETH STUART		KEARNEY STATE NE	4	45-07.0	11
914	SANDY EARLY		AZUSA PACIFIC CA	5	44-09.5	11
965	SARAH THALER	Fr	COLORADO SCHOOL OF MINES	6	44-06.25	11
925	LIZ MULVIHILL	Sp	BEMIDJI STATE MN	7	42-09.0	11
1031	BECKY EDGREN		KEARNEY STATE NE	8	43-07.0	11

NAIA NATL OUTDOOR T&F MT  
LONG JUMP - WOMEN

KEN HERRICK TR HILLS COL  
Division:

MAY 23-25, 1985  
EVENT # 39

Records - NAIA : 20-03.14 LORI RISENHOOVER ADAMS ST CO 1983  
TRACK : 17-10.0 JENISE HAMMONDS ASHLAND OH 1985

---

ENTRANT #	NAME	GR	AFFILIATION	PLACE	MARK
-----------	------	----	-------------	-------	------

---

FINAL RESULTS

1271	MICHELLE NEAL	Sp	PRAIRIE VIEW A&M TX	1	19-09.75	11
1249	DENISE WILLIAMS	Fr	WAYLAND BAPTIST TX	2	19-07.0	11
1216	LYNN HIDDE	Sp	WISC-MILWAUKEE	3	19-01.0	11
1241	COMFORT IGEN	Fr	WAYLAND BAPTIST TX	4	19-00.25	11
1268	DEIRDRE JACKSON	Sr	PRAIRIE VIEW A&M TX	5	19-00.25	11
1273	KIMOLYN VANZANT	Fr	PRAIRIE VIEW A&M TX	6	18-08.0	11



NAIA NATL OUTDOOR T&amp;F MT

KEN HERRICK TR HILLS COL

MAY 23-25, 1985

10,000 METER -WOMEN

Division:

EVENT # 33

ENTRANT # NAME

GR AFFILIATION

MARK

## FINAL RESULTS

1081	KATIE WEBB	Sr.	MARQUETTE WS	1	35:44.07
1186	ADRIAN LILBURN		NORTH FLORIDA	2	36:07.9
903	SHARON FOSTER		ADAMS STATE CO	3	36:28.53
1007	GINA VAN LAAR	Fr	HILLSDALE MI	4	36:49.6
909	KATHY SPEAR		ADAMS STATE CO	5	37:05.12
1194	CLARE KRILL	Sp	PORTLAND OR	6	37:40.6
1158	DANA STAMPER	Jr	PACIFIC LUTHERAN WA	7	38:27.9
1207	MARIE PETERS	Sr	WISC EAU CLAIRE	8	38:35.6
1228	COLLEEN FUNK	Sp	WALSH OH	9	38:42.9
1295	CINDY REINHART	Sr	SAGINAW VALLEY STATE MI	10	38:57.6

NAIA NATL OUTDOOR T&F MT  
3000 METER -WOMEN ,

KEN HERRICK TR HILLS COL  
FINAL

MAY 23-25, 1985  
EVENT # 31

Schedule - Prelim:

Semi: 4:00PM-THURSDAY

Final: 6:25PM-SATURDAY

Records - NAIA : 9:47.30 DENISE FALZONE ADAMS STATE 1984  
TRACK : 10:18.21 CINDY REINHART SAGINAW VAL. 1984

2 HEATS OF 10 - QUALIFY TOP 6 TIMES EA HEAT TO FINAL

ENTRANT #	NAME	SR	AFFILIATION	PREV. MARK	POSITION	PLACE	MARK
1034	BARBARA HERBEK		KEARNEY STATE NE	10:16.37	1	-----	-----
1208	KATIE SOMERS	Sr	WISC EAU CLAIRE	10:11.99	2	-----	-----
1195	ANN MANNING	Sp	PORTLAND OR	9:51.32	3	-----	-----
1083	JULIA ZIMMER	Sp	MARQUETTE WS	10:15.76	4	-----	-----
1384	BENEVIE PFUELLER	Fr	WESTERN WASHINGTON	10:19.07	5	-----	-----
1198	MARY OSTLUND	Sp	PORTLAND OR	10:23.44	6	-----	-----
1213	LYNN BOUCHE	Fr	WISC-MILWAUKEE	10:21.58	7	-----	-----
1079	CHARLENE TRIMMELL	Sp	MARQUETTE WS	10:24.14	8	-----	-----
1070	TERRI LEIBFRIED	Jr	MARQUETTE WS	10:21.67	9	-----	-----
1131	KAY SCHOENING	Sr	MOORHEAD STATE MN	10:16.55	10	-----	-----
901	DENISE FALZONE		ADAMS STATE CO	10:14.80	11	-----	-----
1160	MELANIE VENEKAMP	Sp	PACIFIC LUTHERAN WA	10:18.38	12	-----	-----

EVENT OFFICIAL

TITLE

WIND READING: \_\_\_\_\_

# Women

## Final

NAIA NATL OUTDOOR T&F MT  
KEN HERRICK TR HILLS COL  
MAY 23-25, 1985

CODE # NAME

17	PRAIRIE VIEW A&M TX	109
5	ADAMS STATE CO	63.5
55	WISC-MILWAUKEE	59
79	WAYLAND BAPTIST TX	37
81	MISSISSIPPI VALLEY STATE	36
78	AZUSA PACIFIC CA	31
50	JAMESTOWN ND	25
91	WISC EAU CLAIRE	24
135	SIXON FRASER CAN	20
136	PORTLAND OR	19
103	FORT HAYS STATE KS	19
8	MOORHEAD STATE MN	18
38	MARQUETTE WS	14
11	KEARNEY STATE NE	14
115	SAGINAW VALLEY STATE MI	14
69	PACIFIC LUTHERAN WA	13
56	DOANE NE	12
129	WESTERN WASHINGTON	10
98	BERRY GA	10
116	SOUTHERN UTAH STATE	10
41	CENTRAL STATE OH	9
15	CAMPBELL NC	9
40	NORTH FLORIDA	8
93	WISC PARKSIDE	8
25	GEORGIAN COURT NJ	8
104	GEORGE FOX OR	8
22	MANCHESTER IN	6
114	POINT LOMA NAZARENE CA	6
7	MINDOT STATE ND	6
105	HILLSDALE MI	4
121	ARKANSAS COLLEGE	4
85	CEDARVILLE OH	3
133	ARKANSAS- PINE BLUFF	2
19	MALONE OH	2
9	LINFIELD OR	2
53	BELMONT TN	2
119	WAYNE STATE NE	2
64	COLORADO SCHOOL OF MINES	1
134	NORTHERN MONTANA	1
42	KENNESAW GA	1
88	EMPORIA STATE KS	1
60	HASTINGS NE	.5



Corrected Copy  
of

NAIA NATL OUTDOOR T&F MT  
800 METER -WOMEN  
ENTRANT # NAME

KEN HERRICK TR HILLS COL  
Division:

MAY 23-25, 1985  
EVENT # 29

GR AFFILIATION MARK

FINAL RESULTS

1019	TERESA LLOYD		JAMESTOWN ND	1	2:10.67	†
1396	CARRIE MCCATHY	Sr	SIMON FRASER CAN	2	2:10.99	†
1106	LAURIE GILLIS	Sr	MINOT STATE ND	3	2:11.38	†
1217	ANNE HILLS	Fr	WISC-MILWAUKEE	4	2:12.05	†
944	JANE ROMIG	Jr	CEDARVILLE OH	5	2:12.20	†
942	ESTHER NAHR	Sp	CEDARVILLE OH	6	2:12.39	†
1129	JUDY MOECK	Sr	MOORHEAD STATE MN	7	2:16.7	†
1134	RONDA GRIEBEN	Sr	NORTHERN STATE SD	8	2:17.6	†

NAIA NATL OUTDOOR T&F MT  
200 METER WOMEN  
ENTRANT # NAME

KEN HERRICK TR HILLS COL  
Division:

MAY 23-25, 1985  
EVENT # 26

GR AFFILIATION MARK

FINAL RESULTS

1268	DEIRDRE JACKSON	Sr	PRAIRIE VIEW A&M TX	1	24.03	†
1296	FILIPA SMITH	Sp	SAGINAW VALLEY STATE MI	2	24.25	†
1272	JOCELYN TATUM	Sp	PRAIRIE VIEW A&M TX	3	24.51	†
1221	KIM ROBERTSON	Fr	WISC-MILWAUKEE	4	24.51	†
1274	EVAN WILLIAMS	Sp	PRAIRIE VIEW A&M TX	5	24.53	†
1270	NORRIE MCAFFEE	Jr	PRAIRIE VIEW A&M TX	6	24.89	†
1215	GLORIA GREGORY	Sr	WISC-MILWAUKEE	7	25.01	†
1247	ALTHEA THOMAS	Fr	WAYLAND BAPTIST TX	8	25.44	†

NAIA NATL OUTDOOR T&F MT  
3000 METER -WOMEN  
ENTRANT # NAME

KEN HERRICK TR HILLS COL  
Division:

MAY 23-25, 1985  
EVENT # 31

GR AFFILIATION MARK

FINAL RESULTS

1195	ANN MANNING	Sp	PORTLAND OR	1	9:43.64	††
1208	KATIE SOMERS	Sr	WISC EAU CLAIRE	2	9:52.48	†
1384	GENEVIE PFUELLER	Fr	WESTERN WASHINGTON	3	9:56.33	†
901	DENISE FALZONE		ADAMS STATE CO	4	9:58.57	†
1160	KELANIE VENEKAMP	Sp	PACIFIC LUTHERAN WA	5	10:05.20	†
1070	TERRI LEIBFRIED	Jr	MARQUETTE WS	6	10:11.06	†
1083	JULIA ZIMMER	Sp	MARQUETTE WS	7	10:20.2	†
1131	KAY SCHOENING	Sr	MOORHEAD STATE, MN	8	10:21.7	†

NAIA NATL OUTDOOR T&F MT

100 M. HURDLES WOMEN

ENTRANT # NAME

KEN HERRICK TR HILLS COL

Division:

MAY 23-25, 1985

EVENT # 25

GR AFFILIATION

MARK

FINAL RESULTS

905	BRENDA JARVIS		ADAMS STATE CO	1	13.71	††
1216	LYNN HIDDE	Sp	WISC-MILWAUKEE	2	13.77	†
1269	LAVONDA LUCKETT	Sp	PRAIRIE VIEW A&M TX	3	13.94	†
1275	KIM COLON	Sr	FORT HAYS STATE KS	4	13.98	†
1249	DENISE WILLIAMS	Fr	WAYLAND BAPTIST TX	5	14.31	†
1273	KIMOLYN VANZANT	Fr	PRAIRIE VIEW A&M TX	6	14.37	†
999	DONNA BLAUWKAMP	Jr	HILLSDALE MI	7	14.51	
904	KIM HALL		ADAMS STATE CO	8	14.55	

# Oregon College Relays

3-9-85

Sun

## MEN

Distance Medley 10:20.4

Young	Driesner	S. Ball	K. Ball
50.5	2:02 57.7	3:07.8 62.3	4:20.1 62.4
	64.3	64.1	66.6
		61.4	66.1
			65

4 x 800 8:13.6

Raan	Graham	S. Ball	K. Ball
1:59.6 59.1	2:08 61.1	1:59.8 58.0	2:06.2 57.9
60.5	66.9	61.8	68.3

5000	Gildehaus			
	14:59.7	72.6	71.0	74
		71.4	72.5	75
		71	72.6	74
		69.5	73.6	66
		4:44.5	4:49.5	4:49

1600m Relay 3:20.2

Onua	Driesner	Raan	Young
49.7	50.8	49.4	50.1

## WOMEN

800	Peters	76.3
	2:33.7	77.4



NAIA NATL OUTDOOR T&F MT  
DISCUS - WOMEN  
ENTRANT # NAME

KEN HERRICK TR HILLS COL  
Division:

MAY 23-25, 1985  
EVENT # 40

GR AFFILIATION MARK

FINAL RESULTS

1039	BETH STUART		KEARNEY STATE NE	1	151-02.5	†
1320	PAULA WITTENBERG	Jr	GEORGE FOX DR	2	145-01.25	†
981	CONNIE HUGEN	Fr	DOANE NE	3	144-10.0	†
1267	SHARON HARRISON	Fr	PRAIRIE VIEW A&M TX	4	143-06.25	
914	SANDY EARLY		AZUSA PACIFIC CA	5	142-08.75	
985	BETH SHANNON	Sr	EMPORIA STATE KS	6	142-08.75	
1293	LORI NORTHRUP	Jr	SAGINAW VALLEY STATE MI	7	140-00.5	
1028	LEXA LAPOINTE	Sp	KARY ND	8	138-09.5	

NAIA NATL OUTDOOR T&F MT  
POLE VAULT  
ENTRANT # NAME

KEN HERRICK TR HILLS COL  
Division: MEN

MAY 23-25, 1985  
EVENT # 15

GR AFFILIATION MARK

FINAL RESULTS

117	PATRICK GELLENS	Fr	CONCORDIA NE	1	16-04.75	†
573	CHRIS BRANHAM	Jr	POINT LOMA NAZARENE CA	2	16-04.75	†
26	MORTE HAMILTON	Jr	ARKANSAS TECH	3	16-00.75	†
165	ED VANDER KAAIJ	Jr	HARDING AR	4	15-09.0	†
580	RON MILFORD	Jr	POINT LOMA NAZARENE CA	5	15-05.0	†
474	CLAY TYSON	Sr	WESTERN STATE CO	6	15-05.0	†
316	TOM BURKHARD	Sr	OKLAHOMA CHRISTIAN	6	15-05.0	†

NAIA NATL OUTDOOR T&F MT  
HIGH JUMP MEN  
ENTRANT # NAME

KEN HERRICK TR HILLS COL  
Division: MEN

MAY 23-25, 1985  
EVENT # 16

GR AFFILIATION MARK

FINAL RESULTS

249	DAVE GLASSBURN	Sp	MANCHESTER IN	1	7-02.5	†
346	CARL GARCIA	Sr	PRAIRIE VIEW A&M TX	2	7-00.5	†
489	DON CARTER	Sp	FORT HAYS STATE KS	2	7-00.5	†
189	ADAM KNOEPFLE	Sr	JAMESTOWN ND	4	7-00.5	†
239	GREG PULLIE	Fr	MALONE OH	5	7-00.5	†
10	WAYNE WALLACE	Jr	ADAMS STATE CO	6	7-00.5	†
456	RONALD PLEASANT	Sr	WEST VIRGINIA STATE	6	7-00.5	†
450	LARRY ANGLE	Sp	WEST VIRGINIA STATE	6	7-00.5	†

NAIA NATL OUTDOOR T&F MT  
MARATHON MEN

KEN HERRICK TR HILLS COL  
Division: MEN

MAY 23-25, 1985  
EVENT # 14

ENTRANT #	NAME	GR	AFFILIATION	MARK
-----				
FINAL RESULTS				
415	JIM BOB CAIRNS	Sr	PUGET SOUND WA	1 2:21:08.22 †
83	CHRIS SPITZ	Jr	CALIFORNIA LUTHERAN	2 2:26:09.69
419	THEODORE MILLER	Sr	WISC-PARKSIDE	3 2:27:07.80
52	DAVID S. MCCracken	Sr	BELMONT TN	4 2:27:51.45
410	JEFF POPE	Jr	ARK- MONTICELLO	5 2:28:29.94
637	MARK RUGGLES	Sr	SOUTHWESTERN KS	6 2:28:48.99
613	BOB FRANKS		BIOLA CA	7 2:29:30.72
153	GREG MILLER	Sp	EASTERN OREGON STATE	8 2:30:21.04
281	ALBERT ENGEVIK	Jr	NORTHERN STATE SD	9 2:35:32.34
247	RICK WILSON	Sp	MALONE OH	10 2:35:42.82
51	JOEL T. ENDERLE	Jr	BELMONT TN	11 2:36:02.22
79	DAVID MAXWELL	Sp	CALIFORNIA LUTHERAN	12 2:36:19.12
532	MIKE WALDEN	Sr	CATAWBA NC	13 2:36:32.80
591	JOHN ELY	Sp	TAYLOR IN	14 2:38:23.36
24	JOHNNY GROSS	Sr	ARKANSAS TECH	15 2:48:09.0
158	FRED KEN	Jr	GOSHEN IN	15 2:48:09.0
=====				

NAIA NATL OUTDOOR T&F MT  
MARATHON - WOMEN

KEN HERRICK TR HILLS COL  
Division:

MAY 23-25, 1985  
EVENT # 43

ENTRANT #	NAME	GR	AFFILIATION	MARK
-----				
FINAL RESULTS				
1299	JOLENE FISHER	Jr	SOUTHERN UTAH STATE	1 2:51:05.0 †
987	NANCY STAUDT	Sr	GEORGIAN COURT NJ	2 2:55:46.0 †
1063	PENNY ROSDIL		MANCHESTER IN	3 3:02:57.0
903	SHARON FOSTER		ADAMS STATE CO	4 3:03:32.0
922	LORI FISCHER	Sr	BELMONT TN	5 3:04:11.0
1154	SHERRY CLARK	Sp	PACIFIC LUTHERAN WA	6 3:08:53.0
1057	TRINA CHAPMAN		MANCHESTER IN	7 3:09:06.0
1177	DEB KUNTZLEMAN	Sr	SPRING ARBOR MI	8 3:10:48.0
995	KELLY OPBROCK	Fr	HASTINGS NE	9 3:12:56.0
1354	KATHLEEN WELLAND	Sp	LEWIS AND CLARK OR	10 3:16:51.0
1204	MAUREEN JUNIO	Sr	WISC EAU CLAIRE	11 3:16:55.0
1188	BECKY MOTLEY		NORTH FLORIDA	12 3:22:50.0
1300	SHANNON HEAPS	Sp	SOUTHERN UTAH STATE	13 3:22:58.0
=====				

NAIA NATL OUTDOOR T&F MT  
800 METER -WOMEN  
ENTRANT # NAME

KEN HERRICK TR HILLS COL  
Division:

MAY 23-25, 1985  
EVENT # 29

GR AFFILIATION MARK

FINAL RESULTS

1019	TERESA LLOYD		JAMESTOWN ND	1	2:10.67	†
1396	CARRIE MCCATHY	Sr	SIMON FRASER CAN	2	2:10.99	†
1106	LAURIE GILLIS	Sr	MINOT STATE ND	3	2:11.38	†
1217	ANNE HILLS	Fr	WISC-MILWAUKEE	4	2:12.50	†
942	ESTHER MAHR	Sp	CEDARVILLE OH	5	2:12.20	†
944	JANE ROMIG	Jr	CEDARVILLE OH	6	2:12.39	†
1129	JUDY MOGCK	Sr	MOORHEAD STATE MN	7	2:16.7	†
1134	RONDA GRIEBEN	Sr	NORTHERN STATE SD	8	2:17.6	†

NAIA NATL OUTDOOR T&F MT  
DISCUS MEN  
ENTRANT # NAME

KEN HERRICK TR HILLS COL  
Division: MEN

MAY 23-25, 1985  
EVENT # 20

GR AFFILIATION MARK

FINAL RESULTS

46	CHRISTIAN OKOYE	Jr	AZUSA PACIFIC CA	1	208-04.25	††
496	JOHN CHANDLER	Sp	HILLSDALE MI	2	171-03.5	†
152	CRAIG HAYES	Jr	EAST CENTRAL OK	3	167-09.75	†
621	DERON LORD	Sp	LEWIS AND CLARK OR	4	160-00.75	
203	DAN GUSHARD	Jr	KEARNEY STATE NE	5	159-06.5	
491	BRIAN KAISER	Jr	FORT HAYS STATE KS	6	156-11.0	
44	PHIL MANN	Sr	AZUSA PACIFIC CA	7	155-09.5	
590	MARK CORNFIELD	Sr	TAYLOR IN	8	154-01.0	

NAIA NATL OUTDOOR T&F MT  
800 METER RUN MEN  
ENTRANT # NAME

KEN HERRICK TR HILLS COL  
Division: MEN

MAY 23-25, 1985  
EVENT # 6

GR AFFILIATION MARK

FINAL RESULTS

150	GREGG LARSON	Sp	DOANE NE	1	1:50.29	†
228	KENRICK WILLIAMS	Jr	LUBBOCK CHRISTIAN TX	2	1:50.90	†
328	RUSS COLE	Sp	PACIFIC LUTHERAN WA	3	1:51.71	†
343	ERNEST BELL	Sr	PRAIRIE VIEW A&M TX	4	1:51.74	†
318	BRENT FOWLER	Sp	OKLAHOMA CHRISTIAN	5	1:52.21	
448	PETER SCOTT	Fr	WAYLAND BAPTIST TX	6	1:52.49	
663	SCOTT CAMP		WESTMONT CA	7	1:56.26	
84	MIKE ZARAGOZA	Jr	CALIFORNIA LUTHERAN	8	NO MARK	



NAIA NATL OUTDOOR T&amp;F MT

KEN HERRICK TR HILLS COL

MAY 23-25, 1985

4 X 400 RELAY-WOMEN

Division:

EVENT # 35

ENTRANT # NAME

GR AFFILIATION

MARK

## FINAL RESULTS

1403	/MISS VAL STATE COL	MISSISSIPPI VALLEY STATE	1	3:42.37	†
------	---------------------	--------------------------	---	---------	---

1399	/ADAMS STATE COLLEGE	ADAMS STATE CO	2	3:45.23	†
------	----------------------	----------------	---	---------	---

1406	/UNIV WISC AT MILW	WISC-MILWAUKEE	3	3:45.26	†
------	--------------------	----------------	---	---------	---

1402	/CENTRAL ST UNIV OH	CENTRAL STATE OH	4	3:51.59	†
------	---------------------	------------------	---	---------	---

1407	/WAYLAND BAP UNIV	WAYLAND BAPTIST TX	5	3:51.66	†
------	-------------------	--------------------	---	---------	---

1422	/AZUSA PACIFIC UNIV	AZUSA PACIFIC CA	6	3:53.85	†
------	---------------------	------------------	---	---------	---

1426	/KEARNEY STATE COL	KEARNEY STATE NE	7	3:58.7	
------	--------------------	------------------	---	--------	--

NAIA NATL OUTDOOR T&amp;F MT

KEN HERRICK TR HILLS COL

MAY 23-25, 1985

5,000 METER RUN MEN

Division: MEN

EVENT # 8

ENTRANT # NAME

GR AFFILIATION

MARK

## FINAL RESULTS

5	ROBBIE HIPWOOD	Jr	ADAMS STATE CO	1	14:34.61
4	ROBERT FERGUSON	Jr	ADAMS STATE CO	2	14:36.28
421	TIMOTHY RENZELMANN	Jr	WISC-PARKSIDE	3	14:43.33
473	JEFF SANCHEZ	Sr	WESTERN STATE CO	4	14:48.74
514	TROY OUELLETTE	Sr	SAGINAW VALLEY STATE MI	5	14:55.08
424	DANIEL STUBLASKI	Sr	WISC-PARKSIDE	6	14:56.39
499	MIKE NUGENT	Sr	HILLSDALE MI	7	14:56.44
572	TOMAS ANDERSSON	Sr	POINT LOMA NAZARENE CA	8	15:01.24

NAIA NATL OUTDOOR T&F MT  
200 METER WOMEN

KEN HERRICK TR HILLS COL  
Division:

MAY 23-25, 1985  
EVENT # 26

Records - NAIA : 23.93  
TRACK : 25.04

DENISE BULLOCKS CHICAGO ST  
FILIPA SMITH

1984  
SAGINAW VALLEY ST 85

ENTRANT #	NAME	GR	AFFILIATION	PLACE	MARK
-----------	------	----	-------------	-------	------

SEMI RESULTS HEAT # 1

1247	ALTHEA THOMAS	Fr	WAYLAND BAPTIST TX	1	24.30	†
1272	JOCELYN TATUM	Sp	PRAIRIE VIEW A&M TX	2	24.61	†
1221	KIM ROBERTSON	Fr	WISC-MILWAUKEE	3	24.75	†
1215	GLORIA GREGORY	Sr	WISC-MILWAUKEE	4	25.07	
907	JODY MASSER		ADAMS STATE CO	5	25.60	
946	KIMBERLY BARNES	Fr	CENTRAL STATE OH	6	25.97	
1115	AQUANETTA LOWRY	Sr	MISSISSIPPI VALLEY STATE	7	25.99	
1112	BURETHA GRAHAM	Fr	MISSISSIPPI VALLEY STATE	8	26.23	

SEMI RESULTS HEAT # 2

1268	DEIRDRE JACKSON	Sr	PRAIRIE VIEW A&M TX	1	24.04	†
1296	FILIPA SMITH	Sp	SAGINAW VALLEY STATE MI	2	24.26	†
1270	NORRIE MCAFEE	Jr	PRAIRIE VIEW A&M TX	3	24.53	†
1274	EVAN WILLIAMS	Sp	PRAIRIE VIEW A&M TX	4	24.61	†
1369	KAREN STUBBLEFIELD	Jr	ARKANSAS- PINE BLUFF	5	25.18	
1090	VIRGIE BULLIE	Sp	MIDLAND LUTHERAN NE	6	25.42	
1302	JACQUELINE COTTON	Fr	WISC PARKSIDE	7	25.48	
1116	VERNESSA MERADAY	Fr	MISSISSIPPI VALLEY STATE	8	25.98	

NAIA NATL OUTDOOR T&F MT  
1,500 METER RUN MEN

KEN HERRICK TR HILLS COL  
Division: MEN

MAY 23-25, 1985  
EVENT # 7

ENTRANT #	NAME	GR	AFFILIATION	MARK
-----------	------	----	-------------	------

FINAL RESULTS

272	JOHN ALIN	Sr	MOORHEAD STATE MN	1	3:49.21
471	EDUARDO NAVAS	Sr	WESTERN STATE CO	2	3:49.25
508	RICH GENSON	Jr	SAGINAW VALLEY STATE MI	3	3:49.57
92	ROB MOORE	Sp	CEDARVILLE OH	4	3:49.75
525	DAVID MATHERNE	Jr	BERRY GA	5	3:49.76
9	MARK STEWARD	Jr	ADAMS STATE CO	6	3:50.48
409	DAMON MARTIN	Sr	ARK- MONTICELLO	7	3:51.10
570	WILLIE WALSH	Sr	PITTSBURG STATE KS	8	3:52.93
426	LARRY CAFFEY	Sr	SOUTHERN COLORADO	9	3:53.51
225	JOHN RUIZ	Jr	LUBBOCK CHRISTIAN TX	10	3:53.77

## NAIA NATL OUTDOOR T&amp;F MT

400 M HURDLES MEN

KEN HERRICK TR HILLS COL

Division: MEN

MAY 23-25, 1985

EVENT # 5

ENTRANT # NAME

GR AFFILIATION

MARK

## FINAL RESULTS

30	BRIAN ARNOLD	Sp	AZUSA PACIFIC CA	1	51.15	†
453	DEWITT HALE	Jr	WEST VIRGINIA STATE	2	51.17	†
442	DENNIS MOORE	Jr	WAYLAND BAPTIST TX	3	51.41	
550	ANTHONY LEAKS	Jr	MISSOURI BAPTIST	4	51.42	
49	PAUL WEBB	Sr	AZUSA PACIFIC CA	5	52.65	
389	DARROW SMITH	Sr	SPRING ARBOR MI	6	53.02	
231	DAVE FATHEREE	Jr	MALONE OH	7	53.25	
349	LANCE GREEN	Jr	PRAIRIE VIEW A&M TX	8	55.03	

## NAIA NATL OUTDOOR T&amp;F MT

400 METER - WOMEN

KEN HERRICK TR HILLS COL

Division:

MAY 23-25, 1985

EVENT # 27

ENTRANT # NAME

GR AFFILIATION

MARK

## FINAL RESULTS

1117	CAROL WILLIAMS	Sr	MISSISSIPPI VALLEY STATE	1	53.65	†
1270	NORRIE MCAFEE	Jr	PRAIRIE VIEW A&M TX	2	54.22	†
1118	Gwendolyn WILLIAMS	Sp	MISSISSIPPI VALLEY STATE	3	54.37	†
1247	ALTHEA THOMAS	Fr	WAYLAND BAPTIST TX	4	54.49	†
1272	JOCELYN TATUM	Sp	PRAIRIE VIEW A&M TX	5	54.54	†
1224	INABELLE THOMPSON	Fr	WISC-MILWAUKEE	6	54.85	†
1337	CINDY HEESACKER		WAYNE STATE NE	7	56.07	†
937	DEBBIE REGIER		BETHEL KS	8	56.54	†

## NAIA NATL OUTDOOR T&amp;F MT

400 HURDLES - WOMEN

KEN HERRICK TR HILLS COL

Division:

MAY 23-25, 1985

EVENT # 28

ENTRANT # NAME

GR AFFILIATION

MARK

## FINAL RESULTS

1269	LAVONDA LUCKETT	Sp	PRAIRIE VIEW A&M TX	1	58.89	††
905	BRENDA JARVIS		ADAMS STATE CO	2	1:01.10	†
1222	FELICIA SUTTON	Sp	WISC-MILWAUKEE	3	1:01.47	†
1152	KAREN BELL	Jr	PACIFIC LUTHERAN WA	4	1:01.84	†
1043	PETRA JOHNSON	Jr	LINFIELD OR	5	1:02.36	†
1042	JENIFER TURNER		KENNESAW GA	6	1:02.41	†
1135	KARMEN KING	Jr	NORTHERN STATE SD	7	1:02.78	†
1379	JANEL MASSEY	Jr	WESTERN WASHINGTON	8	1:05.02	



NAIA NATL OUTDOOR T&amp;F MT

KEN HERRICK TR HILLS COL

MAY 23-25, 1985

4 X 400 RELAY-WOMEN

Division:

EVENT # 35

ENTRANT # NAME

GR AFFILIATION

MARK

-----  
FINAL RESULTS

1403	/MISS VAL STATE COL	MISSISSIPPI VALLEY STATE	1	3:42.37	†
------	---------------------	--------------------------	---	---------	---

1399	/ADAMS STATE COLLEGE	ADAMS STATE CO	2	3:45.23	†
------	----------------------	----------------	---	---------	---

1406	/UNIV WISC AT MILW	WISC-MILWAUKEE	3	3:45.26	†
------	--------------------	----------------	---	---------	---

1402	/CENTRAL ST UNIV OH	CENTRAL STATE OH	4	3:51.59	†
------	---------------------	------------------	---	---------	---

1407	/WAYLAND BAP UNIV	WAYLAND BAPTIST TX	5	3:51.66	†
------	-------------------	--------------------	---	---------	---

1422	/AZUSA PACIFIC UNIV	AZUSA PACIFIC CA	6	3:53.85	†
------	---------------------	------------------	---	---------	---

1426	/KEARNEY STATE COL	KEARNEY STATE NE	7	3:58.7	
------	--------------------	------------------	---	--------	--

  
=====

NAIA NATL OUTDOOR T&amp;F MT

KEN HERRICK TR HILLS COL

MAY 23-25, 1985

5,000 METER RUN MEN

Division: MEN

EVENT # 8

ENTRANT # NAME

GR AFFILIATION

MARK

-----  
FINAL RESULTS

5	ROBBIE HIPWOOD	Jr	ADAMS STATE CO	1	14:34.61
---	----------------	----	----------------	---	----------

4	ROBERT FERGUSON	Jr	ADAMS STATE CO	2	14:36.28
---	-----------------	----	----------------	---	----------

421	TIMOTHY RENZELMANN	Jr	WISC-PARKSIDE	3	14:43.33
-----	--------------------	----	---------------	---	----------

473	JEFF SANCHEZ	Sr	WESTERN STATE CO	4	14:48.74
-----	--------------	----	------------------	---	----------

514	TROY QUELLETTE	Sr	SAGINAW VALLEY STATE MI	5	14:55.08
-----	----------------	----	-------------------------	---	----------

424	DANIEL STUBLASKI	Sr	WISC-PARKSIDE	6	14:56.39
-----	------------------	----	---------------	---	----------

499	MIKE NUGENT	Sr	HILLSDALE MI	7	14:56.44
-----	-------------	----	--------------	---	----------

572	TOMAS ANDERSSON	Sr	POINT LOMA NAZARENE CA	8	15:01.24
-----	-----------------	----	------------------------	---	----------

  
=====

NAIA NATL OUTDOOR T&F MT  
4X100 RELAY-WOMEN

KEN HERRICK TR HILLS COL  
Division:

MAY 23-25, 1985  
EVENT # 34

ENTRANT # NAME BR AFFILIATION MARK

-----  
FINAL RESULTS

1438 /PRAIRIE VIEW TX PRAIRIE VIEW A&M TX 1 45.80 †

-----  
1407 /WAYLAND BAP UNIV WAYLAND BAPTIST TX 2 46.23 †

-----  
1406 /UNIV WISC AT MILW WISC-MILWAUKEE 3 46.65 †

-----  
1402 /CENTRAL ST UNIV OH CENTRAL STATE OH 4 48.00 †

-----  
1420 /UNIV ARK PINE BLUFF ARKANSAS- PINE BLUFF 5 48.43

-----  
1415 /SAGINAW VAL STATE SAGINAW VALLEY STATE MI 6 49.41

-----  
1414 /MARQUETTE UNIV MARQUETTE WS 7 51.19

-----  
1405 /NORTHWOOD NORTHWOOD INSTITUTE MI 8 51.31  
-----  
=====

NAIA NATL OUTDOOR T&F MT  
STEEPLECHASE

KEN HERRICK TR HILLS COL  
Division: MEN

MAY 23-25, 1985  
EVENT # 11

ENTRANT # NAME BR AFFILIATION MARK

-----  
FINAL RESULTS

470 DENNIS LECK Sr WESTERN STATE CO 1 8:55.52 †

141 BILL DENT Sp DICKINSON STATE ND 2 9:11.17

12 KEN WOODARD Fr ADAMS STATE CO 3 9:13.13

146 FRITZ BUSCH Jr DOANE NE 4 9:14.03

204 MIKE HARK Jr KEARNEY STATE NE 5 9:16.14

366 JOHN DETRO Sr SIENA HEIGHTS MI 6 9:17.04

31 ANDREW DANIELS Sr AZUSA PACIFIC CA DISQUALIFIED  
=====

## NAIA NATL OUTDOOR T&amp;F MT

RELAY 4 X 100 MEN

ENTRANT # NAME

KEN HERRICK TR HILLS COL

Division: MEN

GR AFFILIATION

MARK

MAY 23-25, 1985

EVENT # 13

## FINAL RESULTS

ENTRANT #	NAME	GR	AFFILIATION	MARK		
686	/WAYLAND BAPTIST		WAYLAND BAPTIST TX	1	40.02	††
690	/AZUSA PACIFIC		AZUSA PACIFIC CA	2	40.30	†
712	/PITTSBURG STATE		PITTSBURG STATE KS	3	40.92	†
684	/SOUTHERN ARKANSAS		SOUTHERN ARKANSAS	4	41.15	†
711	/MISSOURI BAPTIST		MISSOURI BAPTIST	5	41.16	†
716	/ARK-MONTICELLO		ARK- MONTICELLO	6	41.20	†
680	/NORTHWOOD MI		NORTHWOOD INSTITUTE MI	7	41.78	
705	/SOUTHWESTERN KA		SOUTHWESTERN KS	8	41.80	

## NAIA NATL OUTDOOR T&amp;F MT

1500 METER - WOMEN

ENTRANT # NAME

KEN HERRICK TR HILLS COL

Division:

GR AFFILIATION

MARK

MAY 23-25, 1985

EVENT # 30

## FINAL RESULTS

ENTRANT #	NAME	GR	AFFILIATION	MARK		
906	JULIE JENKINS		ADAMS STATE CO	1	4:29.52	†
1019	TERESA LLOYD		JAMESTOWN ND	2	4:29.88	†
1208	KATIE SONERS	Sr	WISC EAU CLAIRE	3	4:33.99	†
1202	CHRIS GOEPEL	Fr	WISC EAU CLAIRE	4	4:34.72	†
1393	PATTI CROSS	Sr	SIMON FRASER CAN	5	4:36.45	†
1246	MWINGA SOTE	Jr	WAYLAND BAPTIST TX	6	4:36.67	†
986	JENNY LAMOREUX	Sp	FLAGLER FL	7	4:37.80	†
1219	MARY MEDICUS	Sr	WISC-MILWAUKEE	8	4:40.98	†



% !# \*%  
5-13-85

✱

(WOMEN)

BRUIN TRACK  
1985 SEASON'S BEST

5-13-b.

400 Relay

Steeple Chase

1500

100 High Hurdles 4-1  
19.8 Sue Woolsey

400 4-1  
64.2 Kay Mattson

100

800 5-4 5-4 4-9  
2:20.9 Kay Mattson 2:22.8 Jodi Peters 2:55.9 Sue Woolsey

Interm. Hurdles

200 4-28 4-8  
28.8 Kay Mattson 30.0 Sue Woolsey

1600 Relay

3000 4-25 4-6  
12:13.4 Jodi Peters nt Kay Mattson

10,000

Pole Vault

High Jump 5-11  
5-3 Sue Woolsey

Long Jump 4-13  
15-4½ Sue Woolsey

Triple Jump

Shot 3-16 4-6 4-23  
39-10½ Paula Wittenberg 36-8 Cheryl Funk 26-1 3/4 Sue Woolsey

Discus 4-1 4-13  
145-3 Paula Wittenberg 108-5 Cheryl Funk

Avelin 4-24  
85-9½ Sue Woolsey

hammer

pentathlon 4/8-9  
3417 Sue Woolsey

athlon

# BRULIN TRACK

1945 SEASON'S BEST

5-13-85

4-13

Ona Wigley, Driesner, Young

4-25

4-20

10:16.6 Larabee

10:16.6 Guinness

5-13

4-23

4-21

4-21

4-20

4-20

4-23

4-23

4-23

4-23

4-23

4-23

4-23

4-23

4-23

4-23

4-23

4-23

4-23

4-23

4-23

4-23

4-23

4-23

4-23

4-23

4-23

4-23

4-23

4-23

4-23

4-23

4-23

4-23

4-23

4-23

4-23

4-23

4-23

4-23

4-23

4-23

4-23

4-23

4-23

4-23

4-23

4-23

4-23

4-23

4-23

4-23

4-23

4-23

4-23

4-23

4-23

4-23

4-23

4-23

4-23

4-23

4-23

4-23

4-23

4-23

4-23

4-23

4-23

4-23

4-23

4-23

4-23

4-23

4-23

4-23

4-23

4-23

4-23

4-23

4-23

4-23

4-23

4-23

4-23

4-23

4-23

4-23

4-23

4-23

4-23

4-23

4-23

4-23

4-23

4-23

4-23

4-23

4-23

4-23

4-23

4-23

4-23

4-23

4-23

4-23

4-23

4-23

4-23

4-23

4-23

4-23

4-23

4-23

4-23

4-23

4-23

4-23

4-23

4-23

4-23

4-23

4-23

4-23

4-23

4-23

4-23

4-23

4-23

4-23

4-23

4-23

4-23

4-23

4-23

4-23

4-23

4-23

4-23

4-23

4-23

4-23

4-23

4-23

4-23

4-23

4-23

4-23

4-23

4-23

4-23

4-23

4-23

4-23

4-23

4-23

4-23

4-23

4-23

4-23

4-23

4-23

4-23

4-23

4-23

4-23

4-23

4-23

4-23

4-23

4-23

4-23

4-23

4-23

4-23

4-23

4-23

4-23

4-23

4-23

4-23

4-23

4-23

4-23

4-23

4-23

4-23

4-23

4-23

4-23

4-23

4-23

4-23

4-23

4-23

4-23

4-23

4-23

4-23

4-23

4-23

4-23

4-23

4-23

4-23

4-23

4-23

4-23

4-23

4-23

4-23

4-23

4-23

4-23

4-23

4-23

4-23

4-23

4-23

4-23

4-23

4-23

4-23

4-23

4-23

4-23

4-23

4-23

4-23

4-23

4-23

4-23

4-23

4-23

4-23



BRUIN TRACK  
1985 Point Totals

	Lin. Pac.	L&C Whit.	WOSC	UPS Alums	Will.	Dist.	Natl.
Ball, K	6	6½	0 12½	hurt 10	hurt 12½	0 12½	—
Ball, S	5	5	5 15	25	3	0 28	—
Briesner	7	6½	1½ 14½	4½ 18¾	hurt 18¾	3 21¾	—
Gildehaus	—	—	—	—	—	—	—
Graham	14½	6½	11½ 32½	11½ 43½	10 53½	0 53½	—
Guzman	5	4	0 9	5 15	hurt 15	hurt 15	—
Larabee	2	1	3 6	1 7	5 12	10 22	—
Maddox	2	1	1 4	5 9	0 9	1 10	—
Meines	0	0	½ ½	5 5½	hurt 5½	0 5½	—
Onua	10	—	11½ 21½	11½ 32½	6 38½	12 50½	—
Price	—	—	0 0	1 1	0 1	8 9	—
Raan	5¾	—	— 5¾	— 5¾	— 5¾	4 9¾	—
Ragan	—	—	—	—	—	—	—
Roley	—	—	—	—	—	—	—
Watts	12	6	9 27	12 39	10 49	2 51	—
Whitham	13	7	10 30	10 40	10 50	12 62	—
Wigley	12	18	6 36	— 36	4 40	16 56	—
Young	6	7½	2½ 15½	9½ 24¾	9 33¾	2 35¾	—

GF 100  
L 80  
P 5

LC 86  
GF 68

GF 61  
WO 97

GF 86  
UPS 67

GF 57  
W 100

WO 153  
WU 140  
L 119  
LC 97  
SO 90  
GF 70  
NMC 43  
Pac 0

BRUIN TRACK (Women)  
1985 Point Totals

	Ldn. Pac.	L&C Whit.	WGSC	UPS Alums	Will.	Dist.	Natl.
Funk	4	6 10	0 10	6 16	6 22	0 22	- -
Mattson	5	6 11	5 16	10 26	6 32	0 32	- -
Peters	7	4 11	2 13	3 16	4 20	0 20	- -
Wittenberg	10	10 20	10 30	10 40	10 50	10 60	- -
Woolsey	11	13 24	8 32	3 35	13 48	11 59	- -
L	57	GF 21	GF 25	GF 32	GF 39	UoP 143	
GF	37	LC 88	WO 88	UP 61	WU 54	WO 133	
P	29					LC 93	
						WU 77	
						L 76	
						SO 62	
						GF 21	
						NNC 17	
						P 9	

BRUIN TRACK  
1985 Point Totals

(Women)

	Lin. Pac.	L&C Whit.	WOSC WOSC	UPS Alums	Will.	Dist.	Natl.
Funk	4	6 6 10	0 10	6 16	6 22	0 22	-
Mattson	5	6 11	5 16	10 26	6 32	0 32	-
Peters	7	4 11	2 13	3 16	4 20	0 20	-
Wittenberg	10	10 20	10 30	10 40	10 50	10 60	-
Woolsey	11	13 24	8 32	3 36	13 48	11 59	-
L	57	GF 21	GF 25	GF 32	GF 39	UoP 143	
GF	37	LC 88	WO 88	UP 61	WU 54	WO 133	
P	29					LC 93	
						WU 77	
						L 76	
						SO 62	
						GF 20	
						NNC 47	
						P 9	



BRUIN TRACK  
1985 Point Totals

	Lin. Pac.	L&C Whit.	WOSC	UPS Alums	Will. Will.	Dist. Dist.	Natl. Natl.
			0	hurt	hurt	0	-
Ball, K	6	6½	12½	10	12½ 12½	12½	-
Ball, S	5	5	15	25	3 28	0 28	-
Driesner	7	1½	1½	4½	hurt	3	-
Gi		6½	14½	18¾	18¾	21¾	-
Gildehaus	-	-	-	-	-	-	-
			11½	11½	10	0	-
Graham	14½	6½	32½	43½	53½	53½	-
			0	6	hurt	hurt	-
Guzman	5	4	9	15	15	15	-
			3	1	5	10	-
Larabee	2	1	6	7	12	22	-
			1	5	0	1	-
Maddox	2	1	4	9	9	10	-
			½	5	hurt	0	-
Meines	0	0	½	5½	5½	5½	-
			11½	11½	6	12	-
Onua	10	-	21½	32½	38½	50½	-
			0	1	0	8	-
Price	-	-	0	1	1	9	-
			-	-	-	4	-
Raan	5¾	-	5¾	5¾	5¾	9¾	-
			-	-	-	-	-
Ragan	-	-	-	-	-	-	-
			-	-	-	-	-
Roley	-	-	-	-	-	-	-
			9	12	10	2	-
Watts	12	6	27	39	49	51	-
			10	10	10	12	-
Whitham	13	7	30	40	50	62	-
			6	-	4	16	-
Wigley	12	18	36	36	40	40	-
			2½	9½	9	2	-
Young	6	7½	15½	24¾	33¾	35¾	-

GF 100  
L 80  
P 5

LEC886  
GF 68

GF 61  
WO WO 97

GF 886  
UPS 67

GF 57  
W 100

WO 153  
WU 140  
L 119  
LC 97  
SO 90  
GF 70  
NNC 43  
Pac 0

*Brum iron  
1975*

## DISTRICT 2 MEET ENTRIES (WOMEN)

100m (13.1)

1. Sheron Wegener	WOSC	12.5	
2. Cathy Seuell	WOSC	12.7	
3. Shana Galloway	NNC	12.8	
4. Kim Klein	Will	12.8	
5. Carrie Pizer	UP	12.83	FAT
6. Laurie Hanson	WOSC	12.9	
7. Alice Best	SOSC	12.9	
8. Diane Williams	SOSC	12.9	
9. Lisa Nichols	Lin	12.9	
10. Nancy Nemarnik	UP	13.1	
11. Dayna Brunson	SOSC	13.1	
12. Helga Arnadottir	L&C	13.4	
13. Liz Ardinger	L&C	13.7	
14. Cathy Buhler	UP	nt	

200m (27.0)

1. Carrie Pizer	UP	25.8	
2. Sheron Wegener	WOSC	26.2	
3. Cathy Seuell	WOSC	26.2	
4. Cathy Buhler	UP	26.2	
5. Shana Galloway	NNC	26.6	
6. Alice Best	SOSC	26.7	
7. Lisa Nichols	Lin	26.9	
8. Dayna Brunson	SOSC	27.0	
9. Kim Klein	Will	27.1	
10. Shelly Woodside	Lin	27.1	
11. Laurie Hanson	WOSC	27.2	
12. Helga Arnadottir	L&C	27.8	
13. Nancy Nemarnik	UP	27.84	FAT
14. Lisa Jacobs	L&C	28.2	
15. Liz Ardinger	L&C	28.7	
16. Sarah Lowell	L&C	28.8	
17. Linda Brock	UP	nt	

400m (62.8)

1. Petra Johnson	Lin	57.0	
2. Carrie Pizer	UP	58.05	FAT
3. Jeanette Blum	Will	60.3	
4. Cathy Buhler	UP	60.3	
5. Kathryn O'Leary	WOSC	61.8	
6. Sheron Wegener	WOSC	62.0	
7. Theresa Kosztics	UP	62.25	FAT
8. Kathy Healey	WOSC	62.5	
9. Holly Duncan	NNC	63.1	
10. Paulette Marks	L&C	64.4	
11. Jodi Peters	GFC	nt	

800m (2:24.2)

1. Linda Brock	UP	2:15.95	
2. Julie Blum	Will	2:19.7	
3. Cathy Buhler	UP	2:21.3	
4. Kay Mattson	GFC	2:21.4	
5. Kathryn O'Leary	WOSC	2:22.3	
6. Kathy Healey	WOSC	2:22.4	
7. Theresa Kosztics	UP	2:22.7	
8. Ann Manning	UP	2:23.6	
9. Jodi Peters	GFC	2:25.1	
10. Lisa Sieverling	Lin	2:25.1	
11. Tammy Young	WOSC	2:26.5	
12. Megan Finaly	L&C	2:27.4	
13. Cathy Leong	Pac	2:29.1	
14. Jana Zellmer	NNC	2:29.1	
15. Kathy Perham	L&C	2:29.4	
16. Susan Murray	L&C	2:30.0	

1500m (4:56.2)

1. Ann Manning	UP	4:31.04	FAT
2. Clare Krill	UP	4:36.16	FAT
3. Mary Hillenkamp	UP	4:51.2	
4. Julie O'Leary	WOSC	4:52.1	
5. Kathy Healy	WOSC	4:58.0	
6. Susan Murray	L&C	4:59.4	
7. Janet Mortensen	Lin	5:02.3	
8. Kelli Cammack	Will	5:03.1	
9. Megan Finaly	L&C	5:09.2	
10. Beth Campbell	Pac	5:11.1	
11. Julie Mullin	UP	nt	
12. Jana Zellmar	NNC	nt	
13. Diana Fitz	NNC	nt	

3000m (10:40.4)

1. Ann Manning	UP	9:23.8	
2. Clare Krill	UP	9:50.1	
3. Kara Crisifulli	Will	9:57.35	
4. Kristy Johnston	UP	10:00.3	
5. Milly Ostlund	UP	10:14.1	
6. Julie Mullin	UP	10:20.0	
7. Mary Hillenkamp	UP	10:36.1	
8. Susan Murray	L&C	10:56.7	
9. Laura Lewallen	L&C	11:05.9	
10. Pam Blackman	WOSC	11:07.1	
11. Laurie Underwood	L&C	11:13.4	
12. Kathleen Welland	L&C	11:15.5	
13. Kathryn Kurtz	L&C	11:39.6	

5000m (19:11.9)

1.	Ann Manning	UP	16:35.10
2.	Clare Krill	UP	17:06.84
3.	Kristy Johnston	UP	17:18.0
4.	Kara Crisifulli	Will	17:21.8
5.	Molly Ostlund	UP	17:44.0
6.	Julie Mullin	UP	18:15.0
7.	Tammy Jarolimek	WOSC	18:33.1
8.	Susan Murray	L&C	18:46.4
9.	Julie Richardson	WOSC	18:55.7
10.	Jenny Sanders	Will	18:59.7
11.	Krista Dierks	Will	19:05.0
12.	Kathleen Welland	L&C	19:53.0
13.	Laurie Underwood	L&C	19:54.0
14.	Kathryn Kurtz	L&C	20:38.0
15.	Cathy Hiatt	SOSC	nt

10000m (none)

1.	Clare Krill	UP	35:00.14
2.	Kristy Johnston	UP	37:12.45
3.	Jenny Sanders	Will	40:23.0
4.	Laura Lewallen	L&C	42:10.3
5.	Kathleen Welland	L&C	42:45.74
6.	Katy Hannon	Lin	nt
7.	Cathy Hiatt	SOSC	nt
8.	Molly Ostlund	UP	nt
9.	Tammy Jarolimek	WOSC	nt

DISCUS (110-8)

①	Paula Wittenberg	GFC	145-3
2.	Wanda Strutko	L&C	136-2
3.	Cyd McCormick	WOSC	130-3
4.	Debbie Garrison	SOSC	130-0
5.	Paige Dougherty	L&C	124-2
6.	Torie Myers	Pac	116-8
7.	Robyn Mann	L&C	115-3
8.	Catherine McDonald	Pac	109-6
⑨	Cheryl Funk	GFC	108-5
10.	Chris Suess	Will	99-7

SHOTPUT (35-10)

1.	Paige Dougherty	L&C	45-3½
2.	Debbie Garrison	SOSC	39-11
③	Paula Wittenberg	GFC	39-10½
4.	Allyson Kendall	WOSC	39-9
5.	Vickie Hissong	WOSC	38-11½
6.	Robyn Mann	L&C	38-10
7.	Wanda Strutko	L&C	38-2
8.	Cheryl Funk	GFC	36-8
9.	Chris Suess	Will	36-4½

JAVELIN (111-7)

1.	Regina Norris	Pac	154-10
2.	Debbie Barnhurst	WOSC	148-1
3.	Sandy Bean	SOSC	147-7
4.	Cyd McCormick	WOSC	145-6
5.	Karen Carpenter	NNC	131-4
6.	Paige Dougherty	L&C	108-7
7.	Janet Kornegay	L&C	102-4
8.	Chris Suess	Will	94-4

HIGH JUMP (4'11")

①	Sue Woolsey	GFC	5-2½
2.	Lisa Jacobs	L&C	5-2
3.	Kathy Moore	Will	5-2
4.	Lisa Hertz	SOSC	5-2
5.	Sandy Duchow	L&C	5-0
6.	Kathleen Kincheloe	Lin	5-0
7.	Sarah Lowell	L&C	4-10½
8.	Sharon Jensen	WOSC	4-10
9.	Tisha Steimle	L&C	4-10

LONG JUMP (16-1)

1.	Sharon Jensen	WOSC	17-5
2.	Mary Dodson	SOSC	17-4
3.	Sandy Duchow	L&C	16-9
4.	Joyce Klien	WOSC	16-8
5.	Shelly Woodside	Lin	16-7½
6.	Lisa Jacobs	L&C	16-2½
7.	Sarah Lowell	L&C	16-1½
⑧	Sue Woolsey	GFC	15-4½

100m H (17.3)

1.	Shelly Woodside	Lin	15.4
2.	Lisa Jacobs	L&C	15.5
3.	Sharon Jensen	WOSC	16.2
4.	Sarah Lowell	L&C	16.3
5.	Joyce Klien	WOSC	16.8
6.	Melinda Carter	NNC	17.5
7.	Gina Walker	SOSC	18.0
8.	Kathy Moore	Will	18.4



400m H (1:12.9)

1.	Petra Johnson	Lin	1:04.7
2.	Ila Amos	SOSC	1:05.3
3.	Linda Brock	UP	1:06.8
4.	Lisa Jacobs	L&C	1:09.4
5.	Sharon Jensen	WOSC	1:09.4
6.	Melinda Carter	NNC	1:12.67

4x400 RELAY

1.	UP (Nemarnik, Buhler, Brock, Pizer)	50.41	FAT
2.	SOSC (Best, Patrick, Brunsdon, Williams)	51.3	
3.	Lin (Nichols, Johnson, Woodside, Thomson)	51.4	
4.	WOSC (Seuell, Hanson, Kurtz, Wegener)	51.6	
5.	Will (Blum, Blum, McKenzie, Klein)	52.1	
6.	NNC (Galloway, Tucker, Carter, Duncan)	52.17	
7.	L&C (Ardinger, Arnadottir, Jacobs, Duchow)	52.4	

4x400 RELAY

1.	UP (Nemarnik, Buhler, Brock, Pizer)	4:03.8	
2.	WOSC (Wegener, Jensen, Healey, O'Leary)	4:12.4	
3.	L&C (Marks, Jacobs, Finaly, Murray)	4:17.2	
4.	Will (Blum, McKenzie, Klein, Blum)	4:21.2	
5.	SOSC (Best, Amos, Williams, Dodson)	nt	
6.	NNC (Duncan, Fitz, Carter, Zellmar)	nt	

4x800 RELAY

1.	UP (Brock, Kosztics, Buhler, Mullin)	9:35.1	
2.	L&C (Murray, Finaly, Underwood, Kurtz)	nt	
3.	WOSC (O'Leary, Healey, Howard, Young)	nt	
4.	Will (Alexander, Jones, Pressler, Blum)	nt	

SPRINT MEDLEY RELAY

1.	Lin (Preiss, Graham, Nichols, Sieverling)	2:02.0
2.	NNC (Tucker, Carter, Galloway, Duncan)	1:58.5
3.	L&C (Ardinger, Arnadotti, Jacobs, Finaly)	nt
4.	SOSC (Brunsdon, Amos Williams, Best)	nt
5.	WOSC (Seuell, Hanson, Jensen, O'Leary)	nt
6.	Will (Blum, McKenzie Klein, Blum)	nt

FIRST DAY

31st ANNUAL

# DISTRICT 2 TRACK & FIELD CHAMPIONSHIPS



George Fox College  
Newberg, Oregon

MAY 10-11, 1985

*men*

	Marathon	Decathlon	10,000 m	Discus	Long Jump	High Jump	Hammer	Steeplechase
GEORGE FOX COLLEGE	14	8 22	0 22	9 31	0 31	8 39	6 45	0 45
LEWIS & CLARK	0	4 4	1 5	8 13	0 13	2 15	10 25	7 32
LINCOLN	8	0 8	16 24	0 24	10 34	0 34	1 35	0 35
NORTHWEST NAZARENE	3	6 9	0 9	0 9	0 9	0 9	0 9	10 19
PACIFIC	0	0 0	0 0	0 0	0 0	0 0	0 0	0 0
SOUTHERN OREGON	6	0 6	0 6	14 20	0 20	14 34	0 31	0 34
WESTERN OREGON	0	11 11	0 11	0 11	11 22	6 28	12 40	6 46
WILLAMETTE	0	2 2	14 16	0 16	10 26	1 27	2 29	8 37



*Memorandum*

GEORGE FOX COLLEGE	-	Marathon	1	0	0	0	8	0	0	0	0	0
	1	Heptathlon	1	1	1	1	9	9	9	9	9	9
	0	4x 800 Relay	0	1	0	0	0	0	0	0	0	0
	0	Long Jump	0	1	0	0	0	0	0	0	0	0
	0	3000m	0	1	0	0	0	0	0	0	0	0
	0	Discus	0	1	0	0	0	0	0	0	0	0
	0	10,000 m	0	1	0	0	0	0	0	0	0	0
	0	Sprint medley Relay	0	1	0	0	0	0	0	0	0	0
LEWIS & CLARK	16		8	32	2	0	12	2	2	2	2	2
	24		24	32	34	34	46	48	50			
LINFIELD	4		10	0	4	0	0	0	8			
	14		14	14	20	20	20	20	28			
NORTHWEST NAZARENE	-		4	0	1	0	0	0	0			
	4		4	4	5	5	5	5	5			
PACIFIC	-		-	-	-	-	1	0	0			
	-		-	-	-	-	1	1	1			
SOUTHERN OREGON	-		-	-	14	0	6	0	4			
	-		-	-	14	14	20	20	24			
UNIV. OF PORTLAND	-		-	-	-	25	0	10	10			
	-		-	-	-	25	25	35	45			
WESTERN OREGON	8		8	10	4	0	4	4	1			
	16		16	24	34	34	38	42	43			
WILLAMETTE	-		-	6	0	6	0	15	6			
	-		-	6	6	12	12	27	33			



1985 DISTRICT CHAMPIONSHIPS  
MEN

EVENT: 10000m			
Place	Name	Time	School
		Ht/Dist.	
1.	James Wyatt	31:47	Lin
2.	Paul Yunker	31:50	WU
3.	David Gilroy	31:54	WU
4.	Bob Frost	32:17	Lin
5.	Ray Whitlow	32:18	Lin
6.	Jeff Wilson	32:47	L&C
7.			
8.			

EVENT: 3000m STEEPLECHASE			
Place	Name	Time	School
		Ht/Dist.	
1.	John Oord	9:31.5	NNC
2.	James Edmark	9:32.7	WU
3.	Ken James	9:37.5	WOSC
4.	Duke Ritenhouse	9:42.0	L&C
5.	Ron Ares	9:47.3	L&C
6.	Tom Gaiger	9:52.2	L&C
7.			
8.			

EVENT: DISCUS			
Place	Name	Time	School
		Ht/Dist.	
1.	Jim Parker	154-5	SOSC
2.	Deron Lord	153	L&C
3.	Nathan Whitham	151-5	GFC
4.	Randy Settell	150-4	SOSC
5.	Mike Watts	148-6	GFC
6.	Paul Maddox	145-7	GFC
7.			
8.			

EVENT:			
Place	Name	Time	School
		Ht/Dist.	
1.			
2.			
3.			
4.			
5.			
6.			
7.			
8.			

EVENT: LONG JUMP			
Place	Name	Time	School
		Ht/Dist.	
1.	Larry Conaway	22-4 3/4	WOSC
2.	Kevin Connors	22-3	WU
3.	Kelly Ferrenburg	21-10 1/2	Lin
4.	Dave Erickson	21-9 1/2	Lin
5.	Randy Folker	21-6	WU
6.	Ron Mobley	21-4	WOSC
7.			
8.			

EVENT:			
Place	Name	Time	School
		Ht/Dist.	
1.			
2.			
3.			
4.			
5.			
6.			
7.			
8.			

EVENT: HAMMER THROW			
Place	Name	Time	School
		Ht/Dist.	
1.	Deron Lord	160-6	L&C
2.	Scott Polen	157-10	WOSC
3.	Nathan Whitham	156-4	GFC
4.	Larry Burris	151-11	WOSC
5.	Jim Gorman	151-9	WU
6.	Kyle Kobow	148-7	Lin
7.			
8.			

EVENT:			
Place	Name	Time	School
		Ht/Dist.	
1.			
2.			
3.			
4.			
5.			
6.			
7.			
8.			

EVENT: HIGH JUMP			
Place	Name	Time	School
		Ht/Dist.	
1.	Joe Hill	6-8 1/2	SOSC
2.	Keith Wigley	6-5	GFC
3.	Larry Conaway	6-3	WOSC
4.	Shaun Granger	6-1	SOSC
5.	Pat Meyer	6-1	L&C
6.	Scott Healy	5-11	WU
7.			
8.			

EVENT:			
Place	Name	Time	School
		Ht/Dist.	
1.			
2.			
3.			
4.			
5.			
6.			
7.			
8.			

## MEN'S RUNNING EVENTS

## PRELIMINARY RESULTS

	Place	Name	School	Time
EVENT <u>110m HH</u>	1.	Adolphus Onua	(214) GFC	14.1
	2.	Curtis Thorne	(470) WU	15.3
Heat <u>1</u>	3.	Bob DeVildere	(446) WU	15.3
	4.	John Albrecht	(275) Lin	15.4
	5.	Colin Johnstone	(289) Lin	15.8
	6.	Larry Conaway	(405) WOSC	15.8
	7.			
	8.			
EVENT <u>110m HH</u>	1.	Tim Rupp	(360) SOSC	14.7
	2.	Tyler Graham	(456) WU	15.1
Heat <u>2</u>	3.	Jeff Gedrose	(452) WU	15.3
	4.	Craig McKee	(464) WU	15.6
	5.	Dave Hodl	(288) Lin	15.7
	6.	Keith Wigley	(221) GFC	16.3
	7.			
	8.			
EVENT <u>400m</u>	1.	Mike Gilbert	(315) NNC	49.0
	2.	Jim Fahey	(407) WOSC	49.7
Heat <u>1</u>	3.	Sid Elliott	(450) WU	49.8
	4.	Andre Pruitt	(297) Lin	50.3
	5.	Mark Young	(222) GFC	50.5
	6.			
	7.			
	8.			
EVENT <u>400m</u>	1.	Karl Findling	(408) WOSC	49.1
	2.	Dean Raan	(216) GFC	49.6
Heat <u>2</u>	3.	David Searce	(469) WU	49.8
	4.	Rick Catalani	(443) WU	50.0
	5.	Mike Henderson	(316) NNC	52.9
	6.			
	7.			
	8.			
EVENT <u>100m</u>	1.	Tom Mell	(254) L&C	11.0
	2.	Brian Gilstrap	(453) WU	11.1
Heat <u>1</u>	3.	Dave Brickson	(283) Lin	11.1
	4.	Tim Biamont	(402) WOSC	11.2
	5.	Darren McGill	(416) WOSC	11.5
	6.			
	7.			
	8.			
EVENT <u>100m</u>	1.	Torrae Harry	(409) WOSC	10.8
	2.	Rich Torquato	(471) WU	10.9
Heat <u>2</u>	3.	Greg Beery	(242) L&C	10.9
	4.	Kelly Ferrenburg	(284) Lin	11.2
	5.	Dave Rogers	(320) NNC	11.4
	6.	Harry Mamizuka	(253) L&C	11.4
	7.			
	8.			



## MEN'S RUNNING EVENTS

## PRELIMINARY RESULTS

	Place	Name	School	Time
EVENT <u>400m IH</u>	1.	Bob DeVyldere	(446) WU	55.3
	2.	Scott Wallace	(321) NNC	55.7
Heat <u>1</u>	3.	Tyler Graham	(456) WU	55.8
	4.	Jason Sele	(424) WOSC	56.1
	5.	Tim Clark	(244) L&C	57.1
	6.			
	7.			
	8.			
EVENT <u>400m IH</u>	1.	Dave Driesner	(207) GFC	56.1
	2.	Dave Erickson	(283) Lin	56.9
Heat <u>2</u>	3.	Tim Rupp	(360) SOSC	57.2
	4.	Randy Folker	(451) WU	57.2
	5.			
	6.			
	7.			
	8.			
EVENT _____	1.			
	2.			
Heat _____	3.			
	4.			
	5.			
	6.			
	7.			
	8.			
EVENT _____	1.			
	2.			
Heat _____	3.			
	4.			
	5.			
	6.			
	7.			
	8.			
EVENT _____	1.			
	2.			
Heat _____	3.			
	4.			
	5.			
	6.			
	7.			
	8.			
EVENT _____	1.			
	2.			
Heat _____	3.			
	4.			
	5.			
	6.			
	7.			
	8.			

## 1985 DISTRICT CHAMPIONSHIPS

## WOMEN

EVENT: 4x800 RELAY			EVENT: SPRINT MEDLEY RELAY		
<u>Place</u>	<u>Name</u>	<u>Time</u> <u>Ht/Dist.</u>	<u>Place</u>	<u>Name</u>	<u>Time</u> <u>Ht/Dist.</u>
1.		9:50.0	1.		1:50.8
2.		10:32.7	2.		1:51.9
3.		11:16.0	3.		1:54.2
4.			4.		1:54.8
5.			5.		1:55.5
6.			6.		1:55.6
7.			7.		
8.			8.		
EVENT: WOMEN'S LONG JUMP			EVENT:		
<u>Place</u>	<u>Name</u>	<u>Time</u> <u>Ht/Dist.</u>	<u>Place</u>	<u>Name</u>	<u>Time</u> <u>Ht/Dist.</u>
1.	Mary Dodson	17-0 $\frac{1}{4}$	1.		
2.	Sharon Jensen	16-11 $\frac{3}{4}$	2.		
3.	Shelly Woodside	16-10	3.		
4.	Pam Patrick	15-10 $\frac{3}{4}$	4.		
5.	Sandy Duchow	15-10 $\frac{1}{4}$	5.		
6.	Chris Chua	14-6 $\frac{3}{4}$	6.		
7.			7.		
8.			8.		
EVENT: 3,000m			EVENT:		
<u>Place</u>	<u>Name</u>	<u>Ht/Dist.</u>	<u>Place</u>	<u>Name</u>	<u>Ht/Dist.</u>
1.	Ann Manning	9:33.6	1.		
2.	Claire Krill	9:48.7	2.		
3.	Kara Crisifulli	10:04.4	3.		
4.	Kristy Johnston	10:08.4	4.		
5.	Mary Hillenkamp	10:23.6	5.		
6.	Julie Mullin	10:37.9	6.		
7.			7.		
8.			8.		
EVENT: DISCUS			EVENT:		
<u>Place</u>	<u>Name</u>	<u>Ht/Dist.</u>	<u>Place</u>	<u>Name</u>	<u>Ht/Dist.</u>
1.	Wanda Strutko	140-3	1.		
2.	Paula Wittenberg	132-10	2.		
3.	Debbie Garrison	127-10	3.		
4.	Cyd McCormick	126-5	4.		
5.	Paige Daugherty	118	5.		
6.	Torie Myers	115	6.		
7.			7.		
8.			8.		
EVENT: 10,000m			EVENT:		
<u>Place</u>	<u>Name</u>	<u>Ht/Dist.</u>	<u>Place</u>	<u>Name</u>	<u>Ht/Dist.</u>
1.	Molly Ostlund	37:41.1	1.		
2.	Marilyn Fishback	40:05.9	2.		
3.	Jenny Sanders	40:21.1	3.		
4.	Tammy Jarolimek	41:26.3	4.		
5.	Kathleen Welland	41:49.8	5.		
6.	Krista Dierks	42:04.0	6.		
7.			7.		
8.			8.		



## WOMEN'S RUNNING EVENTS

## PRELIMINARY RESULTS

	Place	Name	School	Time
EVENT <u>100m</u>	1.	Sharon Wegener (399)	WOSC	12.5
	2.	Cathy Buhler (372)	UP	12.7
Heat <u>1</u>	3.	Kim Klein (435)	WU	12.8
	4.	Shana Galloway (309)	NNC	13.0
	5.	Dayna Brunsdon (338)	SOSC	13.1
	6.	Alice Best (337)	SOSC	13.3
	7.			
	8.			
EVENT <u>100m</u>	1.	Carrie Pizer (381)	UP	12.6
	2.	Cathy Seuell (398)	WOSC	12.7
Heat <u>2</u>	3.	Lisa Nichols (270)	Lin	12.8
	4.	Laurie Hanson (385)	WOSC	12.9
	5.	Diane Williams (345)	SOSC	13.2
	6.			
	7.			
	8.			
EVENT _____	1.			
	2.			
Heat _____	3.			
	4.			
	5.			
	6.			
	7.			
	8.			
EVENT _____	1.			
	2.			
Heat _____	3.			
	4.			
	5.			
	6.			
	7.			
	8.			
EVENT _____	1.			
	2.			
Heat _____	3.			
	4.			
	5.			
	6.			
	7.			
	8.			





May 10-11, 1985

## SCHEDULE OF EVENTS

Meet Director: Jim Weber  
Referee: Dr. Eldon Fix  
Jury of Appeals: Jim Weber, Don Jacobs,  
Joe Boutin  
Clerk: Randy Winston  
Starter: Tim Weaver  
Head Timer: David James  
Head Finish Judge: Bob Lowe  
Hammer: Eb Buck  
Discus: Mike Allen  
Shot: Steve Curtis  
Javelin: Eb Buck  
Pole Vault: Steve Byers  
Long Jump/Triple Jump: Norm Harper  
Race Walk: Don Jacobs, Eldon Fix  
Public Address: Ken Fink  
Head Trainer: Rob Parker  
Typist: Jan Umfleet  
Finish Line Video: Rawlen Smith

### PAST DISTRICT 2 CHAMPIONS (MEN)

1955	Lewis & Clark	Eldon Fix
1956	Lewis & Clark	Eldon Fix
1957	Lewis & Clark	Eldon Fix
1958	Lewis & Clark	Eldon Fix
1959	Lewis & Clark	Eldon Fix
1960	Portland State	Ralph Davis
1961	Portland State	Ralph Davis
1962	Southern Oregon	Dan Bulkley
1963	Southern Oregon	Dan Bulkley
1964	Southern Oregon	Dan Bulkley
1965	Lewis & Clark	Eldon Fix
1966	Lewis & Clark	Eldon Fix
1967	Lewis & Clark	Eldon Fix
1968	Lewis & Clark	Eldon Fix
1969	Lewis & Clark	Eldon Fix
1970	Western Oregon	Don Spinas
1971	Western Oregon	Don Spinas
1972	Western Oregon	Don Spinas
1973	Western Oregon	Don Spinas
1974	Western Oregon	Don Spinas
1975	Linfield	John Knight
1976	Linfield	John Knight
1977	Lewis & Clark	Eldon Fix
1978	Southern Oregon	Stan Goodell
1979	George Fox	Rich Allen
1980	George Fox	Rich Allen
1981	Lewis & Clark	Eldon Fix
1982	Willamette	Charles Bowles
1983	Willamette	Charles Bowles
1984	Willamette	Charles Bowles

### PAST DISTRICT 2 CHAMPIONS (WOMEN)

1983	Willamette	Charles Bowles
1984	Willamette	Charles Bowles

FRIDAY, May 10

12:00	Discus (M,W)
	Long Jump (W,M)
	4 x 800 Relay (W)
12:15	10,000 (M)
12:55	3000 (W)
1:15	High Hurdle Heats (W,M)
1:35	400 Heats (W,M)
1:55	100 Heats (W,M)
2:00	Hammer Throw (M)
	High Jump (M)
2:15	800 Heats (W,M)
2:35	400 Hurdle Heats (W,M)
2:55	200 Heats (W,M)
3:15	10,000 (W)
4:05	800 Medley Relay (W)
4:15	Steeplechase (M)
5:00	Coaches Meeting

SATURDAY, May 11 \*

12:00	Shotput (M,W)
	Javelin (W,M)
	Pole Vault (M)
	10,000 Walk (M)
12:50	OPENING CEREMONIES
1:00	High Jump (W)
	Triple Jump (M)
1:30	400 Relay (Women, then men in all running events)
1:45	1500
2:00	High Hurdles
2:15	400
2:30	100
2:45	800
3:00	400 Hurdles
3:15	200
3:30	5000
4:15	1600 Relay
4:30	Team Championship Awards

## MEET SCORING

First Place ....	10 points
Second Place ...	8 points
Third Place ....	6 points
Fourth Place ...	4 points
Fifth Place ....	2 points
Sixth Place ....	1 point

## NATIONAL CHAMPIONSHIPS

The 1985 National Association of Intercollegiate Athletics (NAIA) Track and Field Championships will be held at Hillsdale College, Hillsdale, Michigan, May 24-25.

\* All Saturday events finals

# NAIA DISTRICT 2 RECORDS (Women)

100m	12.1	Antonette Blythe	Northwest Nazarene	1983
200m	25.6	Tammy Moland	Willamette	1984
400m	58.7	Kelly Wosepka	Univ. of Portland	1983
800m	2:17.2	Gayle Roth	Willamette	1983
1500m	4:42.1	Michelle Wentzel	Western Oregon State	1984
3000m	9:57.5	Bridget Cooke	Western Oregon State	1983
5000m	17:28.6	Bridget Cooke	Western Oregon State	1983
10000m	37:45.0	Kathy Keller	Univ. of Portland	1983
100 HH	15.2	Sandy Stearns	Western Oregon State	1984
400 IH	1:04.6	Cindy Fulks	Western Baptist	1983
		Gayle Roth	Willamette	1984
400 Relay	49.0	Galloway, Price, Johnson, Blythe	Northwest Nazarene	1984
Mile Relay	4:03.3	Moland, Meredith, Slavich, Roth	Willamette	1984
Long Jump	18-2 3/4	Cindy Fulks	Western Baptist	1983
High Jump	5-8	Sandy Stearns	Western Oregon State	1984
Shotput	45-10 1/4	Paige Daugherty	Lewis & Clark	1984
Discus	139-1	Paula Wittenberg	George Fox	1984
Javelin	150-10	Kathy Sanders	Linfield	1984
Heptathlon	4845	Sandy Stearns	Western Oregon State	1984
4x880 Relay	10:05.7	Alexander, Jones, Rose, L. Robinson	Willamette	1983
Marathon	3:06.47	Nadine Price	Linfield	1984
880 Medley Relay	1:50.4	Moland, Klein, Slavich, Roth	Willamette	1984

# NAIA DISTRICT 2 RECORDS (Men)

100m	10.4	Gregg Griffin	George Fox	1977
		Terry Hendrix	Southern Oregon State	1983
200m	21.1	Keith Shriver	Linfield	1969
		Mark Burt	Pacific	1976
400m	47.2	Carl Shaw	Linfield	1976
800m	1:50.8	Bruce Vogel	Oregon College	1972
1500m	3:49.7	Steve Hills	Northwest Nazarene	1975
Steeplechase	8:53.9	Kelly Jensen	Southern Oregon State	1978
5000m	14:22.4	Steve Blikstad	George Fox	1979
10000m	30:25.3	Don Stearns	Eastern Oregon State	1981
110 HH	14.0	Rick Fergesen	Lewis & Clark	1977
400 IH	52.1	Tim Gilbert	Northwest Nazarene	1978
400 Relay	41.7	Carter, Lazelle, Smith, King	Linfield	1976
		Koroma, Reynolds, Neeley, Griffin	George Fox	1978
Mile Relay	3:14.8	Lazelle, Minors, Carter, Shaw	Linfield	1976
Shotput	56-5 1/2	Ken Patera	Portland State	1963
Discus	170-11	Harland Yriarte	Southern Oregon State	1969
Javelin	249-6	Tony Grant	Oregon Tech	1972
Hammer	173-11	Todd Goergen	Willamette	1984
High Jump	6-10 1/4	Scott Wallace	Willamette	1980
Long Jump	24-3/4	Ron Mobley	Western Oregon State	1984
Triple Jump	48-10 1/4	Randy Jones	Pacific	1979
Pole Vault	15-7 3/4	Mark Unicume	Northwest Nazarene	1984
Decathlon	7154	Mark Burt	Pacific	1976
Marathon	2:22:06	Larry Miller	Southern Oregon State	1974
10K Walk	46:46.5	Sam Shick	Lewis & Clark	1981



GEORGE FOX COLLEGE

## Women's

Coach: Rob Parker

- 200. Funk, Cheryl
- 201. Mattson, Kay
- 202. Peters, Jodi
- 203. Wittenberg, Paula
- 204. Woolsey, Sue

Men's Coach: Rich Allen

- 205. Ball, Kevin
- 206. Ball, Scott
- 207. Driesner, Dave
- 208. Gildehaus, Jerred
- 209. Graham, Steve
- 210. Guzman, Jeff
- 211. Larabee, Dwight
- 212. Maddox, Paul
- 213. Meines, Ken
- 214. Onua, Adolphus
- 215. Price, Dan
- 216. Raan, Dean
- 217. Ragan, Scott
- 218. Roley, Ron
- 219. Watts, Mike
- 220. Whitham, Nathan
- 221. Wigley, Keith
- 222. Young, Mark

LEWIS & CLARK COLLEGE

## Women's

Coach: David Fix

- 223. Ardinger, Liz
- 224. Arnadottir, Helga
- 225. Daugherty, Paige
- 226. Duchow, Sandy
- 227. Finaly, Megan
- 228. Jacobs, Lisa
- 229. Kornegay, Janet
- 230. Kurtz, Kathryn
- 231. Lewallen, Laura
- 232. Lowell, Sarah
- 233. Mann, Robyn
- 234. Marks, Paulette
- 235. Murray, Susan
- 236. Perham, Kathy
- 237. Steimle, Tisha
- 238. Strutko, Wanda
- 239. Underwood, Laurie
- 240. Welland, Kathleen

Men's Coach: David Fix

- 241. Ares, Ron
- 242. Beery, Greg
- 243. Carrigan, Cy
- 244. Clark, Tim
- 245. Coombs, Randy
- 246. Damm, Mike
- 247. Dippolito, Bill
- 248. Dunn, Rob
- 249. Fisher, Steve
- 250. Geiger, Tom
- 251. Jones, Trent
- 252. Lord, Deron
- 253. Mamizuka, Harry
- 254. Mell, Tom
- 255. Meyer, Pat
- 256. Pressley, Mike
- 257. Rebischke, Armand
- 258. Reynolds, Kirk
- 259. Ritenhouse, Duke
- 260. Ropes, Toby
- 261. Shaw, Loren
- 262. Trotter, David
- 263. Wegner, Doug
- 264. Wilson, Jeff

LINFIELD COLLEGE

## Women's

Coach: Rudy Pearson

- 265. Graham, Lori
- 266. Hannon, Katy
- 267. Johnson, Petra
- 268. Kincheloe, Kathleen
- 269. Mortensen, Janet
- 270. Nichols, Lisa
- 271. Preiss, Lorraine
- 272. Sieverling, Lisa
- 273. Thomson, Mary
- 274. Woodside, Shelly

Men's Coach: George Oja

- 275. Albrecht, John
- 276. Alward, Joe
- 277. Bowman, Jeff
- 278. Brown, Curtis
- 279. Carlson, Kip
- 280. Culbert, Greg
- 281. Cunningham, Derwin
- 282. Dean, Doug
- 283. Erickson, Dave
- 284. Ferrenburg, Kelly
- 285. Friess, Mike
- 286. Frost, Bob
- 287. Gore, Jesse
- 288. Hodl, Dave
- 289. Johnstone, Colin
- 290. Kemp, Carl
- 291. Kobow, Kyle
- 292. Lingenfelter, Dana
- 293. Marsters, Kele
- 294. O'Leary, Dan
- 295. Pettis, Dwayne
- 296. Prevedello, John
- 297. Pruitt, Andre
- 298. Townlin, Tracy
- 299. Voyles, Scott
- 300. Wagner, Dave
- 301. Whitlow, Ray
- 302. Will, Greg
- 303. Wyatt, James

NORTHWEST NAZARENE COLLEGE

## Women's

Coach: Jean Horwood

- 304. Carpenter, Karen
- 305. Carter, Melinda
- 306. Chua, Chris
- 307. Duncan, Holly
- 308. Fitz, Diana
- 309. Galloway, Shana
- 310. Tucher, Clydine
- 311. Zellmer, Jana

Men's Coach: Paul R. Taylor

- 312. Curl, Steve
- 313. Donaldson, Marty
- 314. Edwards, Doug
- 315. Gilbert, Mike
- 316. Henderson, Mike
- 317. Maves, Randy
- 318. Oord, John
- 319. Richards, Ron
- 320. Rogers, Dave
- 321. Wallace, Scott
- 322. Wyborne, Hank
- 323. Yerger, Steve
- 324. Young, Mark

PACIFIC UNIVERSITY

## Women's

Coach: Greg Jacob

- 325. Campbell, Beth
- 326. Leong, Cathy
- 327. McDonald, Catherine
- 328. Myers, Torie
- 329. Norris, Regina

Men's Coach: Joe Boyd

- 330. Crutch, Carlos
- 331. Harwell, Donald
- 332. Ogden, John
- 333. Ripley, John
- 334. Young, Ford

SOUTHERN OREGON STATE

## Women's

Coach: Gerald Insley

- 335. Amos, Ila
- 336. Bean, Sandy
- 337. Best, Alice
- 338. Brunsdon, Dayna
- 339. Dodson, Mary
- 340. Garrison, Debbie
- 341. Hertz, Lisa
- 342. Hiatt, Cathy
- 343. Patrick, Pam
- 344. Walker, Gina
- 345. Williams, Diane

Men's Coach: Monty Cartwright

- 346. Beck, David
- 347. Bieberdorf, Darren
- 348. Collins, Todd
- 349. Doverberg, Cary
- 350. Fulton, Jim
- 351. Granger, Shaun
- 352. Hill, Joe
- 353. Jones, Phil
- 354. Martin, Scott
- 355. McClellan, Clint
- 356. McCoy, Bryan
- 357. McCloughlin, Kevin
- 358. Munro, Jeff
- 359. Parker, Ivan Jim
- 360. Rupp, Tim
- 361. Roskoski, Ron
- 362. Settell, Randy
- 363. Schaan, Mike
- 364. Taylor, Kevin
- 365. Tompkins, Dan
- 366. Volkman, Jim
- 367. Walker, Tyler
- 368. Wesphal, Mark
- 369. Willaman, Mark
- 370. Young, Willie

UNIVERSITY OF PORTLAND

## Women's

Coach: Mike Johnson

- 371. Brock, Linda
- 372. Buhler, Cathy
- 373. Hillenkamp, Mary
- 374. Johnston, Kristy
- 375. Kosztics, Theresa
- 376. Krill, Clare
- 377. Manning, Ann
- 378. Mullin, Julie
- 379. Nemarnik, Nancy
- 380. Ostlund, Molly
- 381. Pizer, Carrie

WESTERN OREGON STATE

## Women's

Coach: Don Spinas

- 382. Barnhurst, Debbie
- 383. Blackman, Pam
- 384. Dick, Debra
- 385. Hanson, Laurie
- 386. Healey, Kathy
- 387. Hissong, Vickie
- 388. Howard, Radona
- 389. Jarolimek, Tammy
- 390. Jensen, Sharon
- 391. Kendall, Allyson
- 392. Klien, Joyce
- 393. Kurtz, Sandra
- 394. McCormick, Cyd
- 395. O'Leary, Julie
- 396. O'Leary, Kathryn
- 397. Richardson, Julie
- 398. Seuell, Cathy
- 399. Wegener, Sheron
- 400. Young, Tammy

Men's Coach: Don Spinas

- 401. Anderson, Scott
- 402. Biamont, Tim
- 403. Burris, Larry
- 404. Carter, Kelly
- 405. Conaway, Larry
- 406. Dixon, Mike
- 407. Fahey, Jim
- 408. Findling, Karl
- 409. Harry, Torrae
- 410. Howard, Terry
- 411. James, Ken
- 412. Keisur, Mike
- 413. Ladd, Doug
- 414. Lind, Brandt
- 415. McClelland, Mike
- 416. McGill, Darren
- 417. McHugh, John M.
- 418. McNealy, Shaun
- 419. Mobley, Ron
- 420. Nelson, Eric
- 421. Pohl, Greg
- 422. Polen, Scott
- 423. Randle, Pat
- 424. Sele, Jason
- 425. Sherry, Nelson
- 426. Sorenson, Soren
- 427. VanCauteren, Chris
- 428. Woosley, Tad

WILLAMETTE UNIVERSITY

## Women's

Coach: Charles Bowles

- 429. Alexander, Spring
- 430. Blum, Jeanette
- 431. Blum, Julie
- 432. Cammack, Kelli
- 433. Crisifulli, Kara
- 434. Dierks, Krista
- 435. Klein, Kim
- 436. Jones, Cathy
- 437. McKenzie, Kelly
- 438. Moore, Kathy
- 439. Pressler, Suzanne
- 440. Sanders, Jenny
- 441. Suess, Chris

Men's Coach: Charles Bowles

- 442. Bales, Brad
- 443. Catalani, Rick
- 444. Catton, Jack
- 445. Connors, Kevin
- 446. DeVyldere, Bob
- 447. Donovan, John
- 448. Duley, John
- 449. Edmark, James
- 450. Elliott, Sid
- 451. Folker, Randy
- 452. Gedrose, Jeff
- 453. Gilstrap, Brian
- 454. Gilroy, David
- 455. Gorman, Jim
- 456. Graham, Tyler
- 457. Healy, Scott
- 458. Helm, Ken
- 459. Jacobs, Randy
- 460. Kilday, Jeff
- 461. Kliewer, Rob
- 462. MacGinnittie, Rob
- 463. Mackie, Greg
- 464. McKee, Craig
- 465. Mitchell, Andy
- 466. Mitchell, Charles
- 467. Novotney, David
- 468. O'Donnell, Troy
- 469. Searce, David
- 470. Thorne, Curtis
- 471. Torquato, Rich
- 472. Uomini, Steve
- 473. Winn, Doug
- 474. Yunker, Paul



RESULTS OF EVENTS ALREADY COMPLETED

## MARATHON (February 23rd at Seaside)

<u>Men</u>				<u>Women</u>			
1.	Dwight Larabee	GFC	2:37:26	1.	Kathleen Welland	L&C	3:14:35
*	Greg Miller	EOSC	2:43:10	2.	Tammy Jarolimek	WOSC	3:23:57
2.	Bob Frost	Lin	2:47:41	3.	Laura Lewallen	L&C	3:28:48
3.	Scott Martin	SOSC	2:48:41	4.	Katy Hannon	Lin	3:29:00
4.	Dan Price	GFC	2:51:17				
5.	John Oord	NNC	2:57:53				
6.	Ron Richards	NNC	2:59:36				

\* EOSC is not fielding a track team in 1985.

## DECATHLON (April 22-23 at Nampa, ID)

1.	Larry Conaway	WOSC	6735
2.	Keith Wigley	GFC	6257
3.	Mike Gilbert	NNC	6172
4.	Randy Coombs	L&C	5975
5.	Scott Healy	WU	5888
6.	Scott Anderson	WOSC	5748

## HEPTATHLON

1.	Petra Johnson	Lin	4587
2.	Sharon Jensen	WOSC	4502
3.	Lisa Jacobs	L&C	4176
4.	Shana Galloway	NNC	3719
5.	Sarah Lowell	L&C	3663
6.	Sue Woolsey	GFC	3355

DISTRICT 2 MEET ENTRIES

1. DISCUS(Men) (138-8) 12:00 Friday				DISCUS(Women) (110-8) 12:00 Friday			
1.	Deron Lord	L&C	166-0	1.	Paula Wittenberg	GFC	145-3
2.	Nathan Whitham	GFC	155-3	2.	Wanda Strutko	L&C	136-2
3.	Randy Settell	SOSC	153-10	3.	Cyd McCormick	WOSC	130-3
4.	Jim Parker	SOSC	153-4	4.	Debbie Garrison	SOSC	130-0
5.	Paul Maddox	GFC	148-7	5.	Paige Dougherty	L&C	124-2
6.	Mike Schaan	SOSC	147-0	6.	Torie Myers	Pac	118-7
7.	Mike Watts	GFC	146-10	7.	Robyn Mann	L&C	115-3
8.	David Novotney	WU	142-10	8.	Catherine McDonald	Pac	109-6
9.	Mike Pressley	L&C	139-5	9.	Cheryl Funk	GFC	108-5
10.	Jim Fulton	SOSC	136-4	10.	Chris Suess	WU	99-7
11.	Soren Sorenson	WOSC	136-3				
12.	Steve Curl	NNC	134-6				
13.	Greg Culbert	Lin	132-1				
2. LONG JUMP(Men) (21-5) 12:00 Friday				LONG JUMP(Women) (16-1) 12:00 Friday			
1.	Kevin Connors	WU	22-8	1.	Sharon Jensen	WOSC	17-5
2.	Larry Conaway	WOSC	22-7	2.	Mary Dodson	SOSC	17-4
3.	Randy Folker	WU	21-11½	3.	Shelly Woodside	Lin	17-3 3/4
4.	Ron Mobley	WOSC	21-9	4.	Sandy Duchow	L&C	16-9
5.	Kelly Ferrenburg	Lin	21-8½	5.	Joyce Klien	WOSC	16-8
6.	Randy Coombs	L&C	21-7½	6.	Lisa Jacobs	L&C	16-2½
7.	Steve Graham	GFC	21-4½	7.	Sarah Lowell	L&C	16-1¼
8.	Dave Erickson	Lin	21-4½	8.	Sue Woolsey	GFC	15-4½
9.	Keith Wigley	GFC	21-3				
10.	Donald Harwell	Pac	20-6				
11.	Jeff Munro	SOSC	20-1				

---

3. 4x800 RELAY(Women) 12:00 Friday

1.	UP	9:35.1
2.	L&C	nt
3.	WOSC	nt
4.	WU	nt

10000m (M) (33:21.7) 12:15 Friday

---

1.	Mike Friess	Lin	30:33.4
2.	James Wyatt	Lin	31:42.0
3.	Paul Yunker	WU	31:59.8
4.	Bob Frost	Lin	32:27.4
5.	Ray Whitlow	Lin	32:27.7
6.	David Gilroy	WU	32:36.0
7.	Kirk Reynolds	L&C	33:04.6
8.	John Donovan	WU	33:33.0
9.	Jeff Wilson	L&C	33:36.3
10.	Dwight Larabee	GFC	33:54.9
11.	Scott Martin	SOSC	34:32
12.	Greg Mackie	WU	nt
13.	Mark Mohnen	WOSC	nt
14.	Mark Young	NNC	nt

---

## 5. 3000(Women) (10:40.4) 12:55 Friday

1.	Ann Manning	UP	9:23.8
2.	Clare Krill	UP	9:50.1
3.	Kara Crisifulli	WU	9:57.35
4.	Kristy Johnston	UP	10:00.3
5.	Molly Ostlund	UP	10:06.1
6.	Julie Mullin	UP	10:15.0
7.	Mary Hillenkamp	UP	10:30.0
8.	Susan Murray	L&C	10:56.7
9.	Laura Lewallen	L&C	11:05.9
10.	Pam Blackman	WOSC	11:07.1
11.	Laurie Underwood	L&C	11:13.4
12.	Kathleen Welland	L&C	11:15.5
13.	Kathryn Kurtz	L&C	11:39.6

6. HAMMER THROW(Men) (141-5) 2:00 Friday

---

1.	Deron Lord	L&C	176-11
2.	Nathan Whitham	GFC	165-6
3.	Mike Pressley	L&C	162-4
4.	Scott Polen	WOSC	156-3
5.	Jim Gorman	WU	152-11
6.	Larry Burris	WOSC	149-4
7.	Kyle Kobow	Lin	142-4
8.	Jim Parker	SOSC	141-9
9.	Mike McClelland	WOSC	140-8
10.	Mike Watts	GFC	139-2
11.	Doug Dean	Lin	138-9

---

## 7. HIGH JUMP(Men) (6-2) 2:00 Friday

1.	Larry Conaway	WOSC	6-6½
2.	Joe Hill	SOSC	6-6
3.	Shaun Granger	SOSC	6-6
4.	Keith Wigley	GFC	6-6
5.	Scott Healy	WU	6-5
6.	Dan Tompkins	SOSC	6-4
7.	Rob Kleiwer	WU	6-4
8.	Dwayne Pettis	Lin	6-3
9.	Jim Volkman	SOSC	6-2
** 10.	Dan Roberts	WOSC	6-2
11.	Randy Coombs	L&C	6-1
12.	Pat Meyer	L&C	6-1
13.	Tim Clark	L&C	6-0
14.	Tracy Townlin	Lin	6-0

8. 10000m(Women) (NS) 3:15 Friday

---

1.	Clare Krill	UP	35:00.14
2.	Kristy Johnston	UP	37:12.45
3.	Jenny Sanders	WU	40:08
4.	Laura Lewallen	L&C	40:21.3
5.	Kathleen Welland	L&C	41:28.3
6.	Katy Hannon	Lin	nt
7.	Cathy Hiatt	SOSC	nt
8.	Molly Ostlund	UP	nt
9.	Tammy Jarolimek	WOSC	nt

\*\* Entered 5-5-85; Not on official entry list.

## 9. 880 MEDLEY RELAY(W) 4:05 Friday

1.	NNC	1:58.5
2.	Lin	2:02.0
3.	L&C	nt
4.	SOSC	nt
5.	WOSC	nt
6.	WU	nt

## 10. STEEPLECHASE(M) (9:52.1) 4:15 Friday

1.	Ken James	WOSC	9:20.4
2.	Kevin Ball	GFC	9:28.2
3.	James Edmark	WU	9:31.0
4.	Scott Ball	GFC	9:32.1
5.	Ron Ares	L&C	9:36.8
6.	John Oord	NNC	9:39.6
7.	Tom Geiger	L&C	9:41.6
8.	Duke Ritenhouse	L&C	9:44.9

9-14 left out

## 1. SHOTPUT(M) (47-4) 12:00 Saturday

1.	Randy Settell	SOSC	54-2½
2.	David Novotney	WU	53-8½
3.	Jim Parker	SOSC	53-5
4.	Mike Pressley	L&C	51-1
5.	Deron Lord	L&C	49-8½
6.	Soren Sorenson	WOSC	46-4½
7.	Hank Wyborney	NNC	45-11
8.	Mike Watts	GFC	45-8
9.	Ford Young	Pac	45-8
10.	Kyle Kobow	Lin	45-½
11.	Jim Gorman	WU	44-1½

## 2. SHOTPUT(W) (35-10) 12:00 Saturday

1.	Paige Dougherty	L&C	45-3½
2.	Debbie Garrison	SOSC	39-11
3.	Paula Wittenberg	GFC	39-10½
4.	Allyson Kendall	WOSC	39-9
5.	Vickie Hissong	WOSC	38-11½
6.	Robyn Mann	L&C	38-10
7.	Wanda Strutko	L&C	38-2
8.	Cheryl Funk	GFC	36-8
9.	Chris Suess	WU	36-4½

## 3. JAVELIN(W) (111-7) 12:00 Saturday

1.	Regina Norris	Pac	156-10
2.	Debbie Barnhurst	WOSC	148-1
3.	Sandy Bean	SOSC	147-7
4.	Cyd McCormick	WOSC	145-6
5.	Karen Carpenter	NNC	131-4
6.	Paige Dougherty	L&C	116-10
7.	Janet Kornegay	L&C	102-4
8.	Chris Suess	WU	94-4

## 4. JAVELIN(M) (181-4) 12:00 Saturday

1.	Eric Nelson	WOSC	224-1
2.	Mike Keisur	WOSC	221-3
3.	Brad Bales	WU	219-7
4.	Dave Wagner	Lin	205-10
5.	Doug Ladd	WOSC	202-11
6.	Clint McClellan	SOSC	194-5
7.	Tyler Walker	SOSC	193-1
8.	Mike Damm	L&C	191-2
9.	Mike Watts	GFC	189-6
10.	Doug Dean	Lin	185-11
11.	Doug Edwards	NNC	185-3
12.	Cary Dovenberg	SOSC	181-11
13.	Larry Conaway	WOSC	179-8
14.	Curtis Thorne	WU	173-5

## 5. POLE VAULT(M) (13-0) 12:00 Saturday

1.	Kelly Carter	WOSC	14-6
2.	Kevin Taylor	SOSC	14-3
3.	Doug Edwards	NNC	14-0
4.	Randy Coombs	L&C	14-0
5.	Ken Helm	WU	13-8
6.	Scott Anderson	WOSC	13-0
7.	Scott Healy	WU	13-0
8.	Bill Dippolito	L&C	12-6
9.	Steve Graham	GFC	12-6
10.	Ken Meines	GFC	12-6
11.	Cary Dovenberg	SOSC	12-6
12.	Rob Dunn	L&C	12-0
13.	Doug Wegner	L&C	12-0

## 6. 10000 WALK(M) (NS) 12:00 Saturday

1.	Trent Jones	L&C	50:14.0
2.	Randy Jacobs	WU	53:52.4
3.	Loren Shaw	L&C	nt
4.	Terry Howard	WOSC	nt
5.	Gregg Pohl	WOSC	nt
6.	Nelson Sherry	WOSC	nt
7.	Mark Welliman	SOSC	nt
8.	Jeff Kilday	WU	nt
9.	Troy O'Donnell	WU	nt
10.	Dwight Larabee	GFC	nt
11.	Dan Price	GFC	nt



## 7. HIGH JUMP(W) (4-11) 1:00 Saturday

1.	Sue Woolsey	GFC	5-2½
2.	Lisa Jacobs	L&C	5-2
3.	Kathy Moore	WU	5-2
4.	Lisa Hertz	SOSC	5-2
5.	Sandy Duchow	L&C	5-0
6.	Kathleen Kincheloe	Lin	5-0
7.	Tisha Steimle	L&C	4-11
8.	Sarah Lowell	L&C	4-10½
9.	Sharon Jensen	WOSC	4-10

## 8. TRIPLE JUMP(M) (42-11) 1:00 Saturday

1.	Kevin Connors	WU	48-5½
2.	John Prevedello	Lin	45-11 3/4
3.	Jeff Bowman	Lin	45-10
4.	Kele Marsters	Lin	44-10
5.	Pat Meyer	L&C	43-6
6.	Derwin Cunningham	Lin	43-1
7.	Kip Carlson	Lin	42-5
8.	Steve Graham	GFC	42-4½
9.	Keith Wigley	GFC	42-4½
10.	Shaun Granger	SOSC	42-2
11.	Dave Rogers	NNC	nd
12.	Scott Anderson	WOSC	nd

## 9. 400 RELAY(W) (NS) 1:30 Saturday

1.	UP	50.30	FAT
2.	SOSC	51.3	
3.	Lin	51.4	
4.	WOSC	51.6	
5.	WU	52.1	
6.	NNC	52.17	
7.	L&C	52.2	

## 10. 400 RELAY(M) (NS)

1.	L&C	42.3
2.	WOSC	42.6
3.	Lin	42.7
4.	NNC	42.9
5.	WU	42.9
6.	GFC	43.1
7.	SOSC	44.9

## 11. 1500(W) (4:56.2) 1:45 Saturday

1.	Ann Manning	UP	4:26.8	FAT
2.	Clare Krill	UP	4:36.16	FAT
3.	Kristy Johnston	UP	4:40.78	
4.	Mary Hillenkamp	UP	4:51.2	
5.	Julie O'Leary	WOSC	4:52.1	
6.	Kathy Healy	WOSC	4:58.0	
7.	Pam Blackman	WOSC	4:59.0	
8.	Susan Murray	L&C	4:59.4	
9.	Janet Mortensen	Lin	5:02.3	
10.	Kelli Cammack	WU	5:03.1	
11.	Beth Campbell	Pac	5:06.2	
12.	Megan Finaly	L&C	5:09.2	
13.	Julie Mullin	UP	nt	
14.	Jana Zellmar	NNC	nt	
15.	Diana Fitz	NNC	nt	

## 12. 1500(M) (4:02.6)

1.	Brandt Lind	WOSC	3:50.0
2.	Jesse Gore	Lin	3:51.0
3.	Mike Friess	Lin	3:51.5
4.	Joe Alward	Lin	3:52.0
5.	Ken James	WOSC	3:55.2
6.	Andy Mitchell	WU	3:58.4
7.	Ron Ares	L&C	4:01.8
8.	Shawn McNealy	WOSC	4:01.9
9.	Mark Mohnen	WOSC	4:02.0
10.	Dan O'Leary	Lin	4:02.6
11.	Marty Donaldson	NNC	4:02.7
12.	Scott Ball	GFC	4:02.7
13.	Chris VanCauteren	WOSC	4:04.6
14.	David Trotter	L&C	4:05.4
15.	Rob MacGinnittie	WU	4:05.5
16.	Jack Catton	WU	4:06.4
17.	Kevin Ball	GFC	4:06.6
18.	Dave Beck	SOSC	4:07.0
19.	John Ripley	Pac	4:12.0

## 13. 100m HH (W) (17.3) 2:00 Saturday

1.	Shelly Woodside	Lin	15.4
2.	Lisa Jacobs	L&C	15.5
3.	Sharon Jensen	WOSC	16.2
4.	Sarah Lowell	L&C	16.3
5.	Joyce Klien	WOSC	16.8
6.	Melinda Carter	NNC	17.5
7.	Gina Walker	SOSC	18.0
8.	Kathy Moore	WU	18.4

## 14. 110m HH (15.9)

1.	Adolphus Onua	GFC	13.7
2.	Tim Rupp	SOSC	14.6
3.	Pat Randle	WOSC	15.0
4.	Tyler Graham	WU	15.3
5.	Larry Conaway	WOSC	15.4
6.	Bob DeVylidere	WU	15.5
7.	Jim Volkman	SOSC	15.6
8.	Jeff Gedrose	WU	15.6
9.	Curtis Thorne	WU	15.8
10.	Dave Hodl	Lin	15.8
11.	Craig McKee	WU	15.9
12.	John Albrecht	Lin	15.9
13.	Colin Johnstone	Lin	15.9
14.	Keith Wigley	GFC	15.9

## 15. 400m (W) (62.8) 2:15 Saturday

1.	Petra Johnson	Lin	57.0
2.	Carrie Pizer	UP	58.05 FAT
3.	Jeanette Blum	WU	60.3
4.	Cathy Buhler	UP	60.3
5.	Kathryn O'Leary	WOSC	61.8
6.	Sheron Wegener	WOSC	62.0
7.	Theresa Kosztics	UP	62.25 FAT
8.	Kathy Healey	WOSC	62.5
9.	Holly Duncan	NNC	63.1
10.	Paulette Marks	L&C	64.4
11.	Jodi Peters	GFC	nt

## 16. 400m (M) (50.9)

1.	Mike Gilbert	NNC	49.3
2.	Karl Findling	WOSC	49.6
3.	Torrae Harry	WOSC	49.6
4.	Rick Catalani	WU	49.8
5.	Sid Elliott	WU	49.8
6.	Jim Fahey	WOSC	49.8
7.	John Mike McHugh	WOSC	50.0
8.	Dean Raan	GFC	50.0
9.	Steve Uomini	WU	50.0
10.	Mark Young	GFC	50.2
11.	David Searce	WU	50.9
12.	Andre Pruitt	Lin	50.9
13.	Darren Bieberdorf	SOSC	nt
14.	Mark Wesphal	SOSC	nt

## 17. 100m (W) (13.1) 2:30 Saturday

1.	Sheron Wegener	WOSC	12.5
2.	Cathy Seuell	WOSC	12.6
3.	Shana Galloway	NNC	12.8
4.	Kim Klein	WU	12.8
5.	Lisa Nichols	Lin	12.8
6.	Carrie Pizer	UP	12.83 FAT
7.	Laurie Hanson	WOSC	12.9
8.	Alice Best	SOSC	12.9
9.	Diane Williams	SOSC	12.9
10.	Nancy Nemarnik	UP	13.1
11.	Dayna Brunson	SOSC	13.1
12.	Helga Arnadottir	L&C	13.4
13.	Liz Ardinger	L&C	13.7
14.	Cathy Buhler	UP	nt

## 18. 100m (M) (11.3)

1.	Greg Will	Lin	10.6
2.	Tom Mell	L&C	10.7
3.	Rich Torquato	WU	10.8
4.	Torrae Harry	WOSC	10.8
5.	Adolphus Onua	GFC	10.8
6.	Donald Harwell	Pac	11.0
7.	Tim Biamont	WOSC	11.0
8.	Greg Beery	L&C	11.0
9.	Dave Erickson	Lin	11.1
10.	Carlos Crutch	Pac	11.1
11.	Brian Gilstrap	WU	11.1
12.	Larry Conaway	WOSC	11.1
13.	Darren McGill	WOSC	11.2
14.	Kelly Ferrenburg	Lin	11.2
15.	Tim Rupp	SOSC	11.2
16.	Harry Mamizuka	L&C	11.3
17.	Cy Carrigan	L&C	11.3
18.	Joe Hill	SOSC	11.3
19.	Dave Wagner	Lin	11.3
20.	Keith Wigley	GFC	11.3
21.	Dave Rogers	NNC	11.4
22.	Toby Ropes	L&C	11.4
23.	Todd Collins	SOSC	nt

## 19. 800m (W) (2:24.2) 2:45 Saturday

1.	Linda Brock	UP	2:15.95
2.	Julie Blum	WU	2:19.7
3.	Kay Mattson	GFC	2:20.9
4.	Lisa Sieverling	Lin	2:21.0
5.	Cathy Buhler	UP	2:21.3
6.	Kathryn O'Leary	WOSC	2:22.3
7.	Kathy Healey	WOSC	2:22.4
8.	Theresa Kosztics	UP	2:22.7
9.	Jodi Peters	GFC	2:22.8
10.	Megan Finally	L&C	2:22.8
11.	Ann Manning	UP	2:23.6
12.	Cathy Leong	Pac	2:26.0
13.	Tammy Young	WOSC	2:26.5
14.	Jana Zellmer	NNC	2:29.1
15.	Kathy Perham	L&C	2:29.4
16.	Susan Murray	L&C	2:30.0

## 20. 800m (M) (1:57.8)

1.	Dana Lingenfelter	Lin	1:53.0
2.	Jesse Gore	Lin	1:53.1
3.	Rob MacGinnittie	WU	1:53.3
4.	Brandt Lind	WOSC	1:54.8
5.	Tom Geiger	L&C	1:54.9
6.	Steve Yerger	NNC	1:55.1
7.	John Mike McHugh	WOSC	1:55.4
8.	David Trotter	L&C	1:56.5
9.	Steve Uomini	WU	1:56.7
10.	Dave Beck	SOSC	1:56.8
11.	Joe Alward	Lin	1:57.1
12.	Mike Dixon	WOSC	1:57.6
13.	Charles Mitchell	WU	1:57.7
14.	Andy Mitchell	WU	1:57.7
15.	Jason Sele	WOSC	1:57.8
16.	Kevin Ball	GFC	1:57.9
17.	Terry Howard	WOSC	1:58.2
18.	Mark Wesphal	SOSC	1:58.8
19.	Scott Voyles	Lin	2:00.0

## 21. 400m IH (W) (1:12.9) 3:00 Saturday

1.	Petra Johnson	Lin	1:02.2
2.	Ila Amos	SOSC	1:05.3
3.	Linda Brock	UP	1:06.8
4.	Sharon Jensen	WOSC	1:07.8
5.	Lisa Jacobs	L&C	1:09.4
6.	Melinda Carter	NNC	1:12.67

## 22. 400m IH (M) (57.2)

1.	Bob DeVylidere	WU	54.3
2.	Dave Erickson	Lin	54.5
3.	Randy Folker	WU	55.7
4.	Tyler Graham	WU	56.0
5.	Tim Clark	L&C	56.7
6.	Dave Driesner	GFC	56.9
7.	Tim Rupp	SOSC	57.0
8.	Pat Randle	WOSC	57.1
9.	Scott Wallace	NNC	57.1
10.	Jason Sele	WOSC	58.3
11.	Darren Bieberdorf	SOSC	58.8

## 23. 200m (W) (27.0) 3:15 Saturday

1.	Carrie Pizer	UP	25.8
2.	Sheron Wegener	WOSC	26.2
3.	Cathy Seuell	WOSC	26.2
4.	Cathy Buhler	UP	26.2
5.	Shana Galloway	NNC	26.6
6.	Alice Best	SOSC	26.7
7.	Lisa Nichols	Lin	26.9
8.	Dayna Brunsdon	SOSC	27.0
9.	Kim Klein	WU	27.1
10.	Shelly Woodside	Lin	27.1
11.	Laurie Hanson	WOSC	27.2
12.	Helga Arnadottir	L&C	27.5
13.	Nancy Nemarnik	UP	27.84 FAT
14.	Lisa Jacobs	L&C	28.2
15.	Liz Ardinger	L&C	28.7
16.	Sarah Lowell	L&C	28.8
17.	Linda Brock	UP	nt

## 24. 200m (M) (22.9)

1.	Greg Will	Lin	21.4
2.	Torrae Harry	WOSC	21.9
3.	Tom Mell	L&C	22.1
4.	Jim Fahey	WOSC	22.3
5.	Randy Maves	NNC	22.4
6.	Mark Young	GFC	22.5
7.	Greg Beery	L&C	22.6
8.	Karl Findling	WOSC	22.6
9.	Tim Biamont	WOSC	22.6
10.	Rich Torquato	WU	22.7
11.	Tim Rupp	SOSC	22.8
12.	Dave Wagner	Lin	23.0
13.	Cy Carrigan	L&C	23.2
14.	Harry Mamizuka	L&C	23.5
15.	Curtis Brown	Lin	nt
16.	Carlos Crutch	Pac	nt



## 25. 5000m (W) (19:11.9) 3:30 Saturday

---

1.	Ann Manning	UP	16:35.10
2.	Clare Krill	UP	16:51.78
3.	Kristy Johnston	UP	17:18.0
4.	Kara Crisifulli	WU	17:21.8
5.	Molly Ostlund	UP	17:44.0
6.	Julie Mullin	UP	18:15.0
7.	Tammy Jarolimek	WOSC	18:33.1
8.	Susan Murray	L&C	18:46.4
9.	Julie Richardson	WOSC	18:55.7
10.	Jenny Sanders	WU	18:59.7
11.	Krista Dierks	WU	19:05.0
12.	Kathleen Welland	L&C	19:53.0
13.	Laurie Underwood	L&C	19:54.0
14.	Kathryn Kurtz	L&C	20:38.0
15.	Cathy Hiatt	SOSC	nt

## 26. 5000m (M) 15:23.7)

---

1.	Mike Friess	Lin	14:32.6
2.	Jesse Gore	Lin	14:37.5
3.	Joe Alward	Lin	14:39.9
4.	Jerred Gildehaus	GFC	14:53.3
5.	Paul Yunker	WU	14:57.8
6.	James Wyatt	Lin	14:59.6
7.	David Gilroy	WU	15:02.7
8.	Tad Woosley	WOSC	15:12.9
9.	James Edmark	WU	15:13.7
10.	Ron Ares	L&C	15:14.5
11.	Bob Frost	Lin	15:23.5
12.	Ray Whitlow	Lin	15:24.0
13.	Duke Ritenhouse	L&C	15:34.8
14.	Ron Richards	NNC	15:35.0
15.	Chris VanCauteren	WOSC	15:40.0
16.	Kirk Reynolds	L&C	15:41.6
17.	Jeff Wilson	L&C	15:46.7
18.	Mark Mohnen	WOSC	15:50
19.	Ken James	WOSC	15:50.4
20.	Jeff Guzman	GFC	15:53.5
21.	Phil Jones	SOSC	16:19

## 27. MILE RELAY (W) (NS) 4:15 Saturday

---

1.	UP	4:01.59 *
2.	Lin	4:01.7
3.	WU	4:06.1
4.	WOSC	4:12.4
5.	L&C	4:17.2
6.	SOSC	nt
7.	NNC	nt

## 28. MILE RELAY (M) (NS)

---

1.	WU	3:19.9
2.	GFC	3:20.2
3.	NNC	3:20.7
4.	WOSC	3:21.0
5.	Lin	3:22.2
6.	L&C	3:27.0
7.	SOSC	3:29

\* Converted from yards

FILE

LINFIELD COLLEGE/PACIFIC UNIVERSITY  
GEORGE FOX COLLEGE

Newberg, OR  
April 1, 1985

EVENT	PLACE	SCHOOL	TIME/DISTANCE	POINTS	GFC	L	P
LONG JUMP	1st Keith Wigley	GFC	21' 2 1/2"	5			
	2nd Steve Graham	GFC	21' 1 1/2"	3			
	3rd Kelly Ferrenberg	L	20' 10 1/2"	2			
	4th John Albrecht	L	19' 10"	1	8/8	3/3	0/0
HAMMER	1st Nathan Whitham	GFC	157' 8"	5			
	2nd Doug Dean	L	138' 9"	3			
	3rd Mike Watts	GFC	124' 4"	2			
	4th Kyle Kobow	L	113'	1	7/15	4/7	0/0
8 X 100	Dave Erickson	L	:42.8	5			
	Curtis Brown						
	Greg Will						
	Dave Wagner						
	2nd Adolphus Onua	GFC	:43.1	3			
	Dean Raan						
	Dave Driesner						
	Mark Young				3/38	5/12	0/0
POLE VAULT	1st Steve Graham	GFC	12' 0"	5			
					5/23	0/12	0/0
TEMPLE BASE	Scott Ball (1st)	GFC	:10:24.9	5			
	2nd Jeff Guzman	GFC	:10:25.7	3	8/31	0/12	0/0
HOT	1st Kyle Kobow	L	45' 1 1/2"	5			
	2nd Ford Young	P	44' 11 1/2"	3			
	3rd Mike Watts	GFC	43' 11 1/2"	2			
	4th Nathan Whitman	GFC	43' 2"	1	3/34	5/17	3/3
500	1st Kevin Ball	GFC	4:06.6	5			
	2nd Scott Voyles	L	4:10.0	3			
	3rd Dan O'Leary	L	4:13.6	2			
	4th Tim Becken	L	4:32.1	1	5/39	6/23	0/3
IGH MP	1st Keith Wigley	GFC	6' 4"	5			
	2nd Duane Pettis	L	6' 2"	3			
	3rd Steve Graham	GFC	6' 0"	2	7/46	3/26	0/3

Newberg, OR  
April 1, 1985

EVENT	PLACE	SCHOOL	TIME/DISTANCE	POINTS	GFC	L	P
110 HJ	1st Adolphus Onus	GFC	14.6	5			
	2nd Colin Johnstone	L	15.9	3			
	3rd John Albrocht	L	16.4	2			
	4th David Rodl	L	16.9	1	5/51	6/32	0/3
JAVELIN	1st Mike Watts	GFC	126'1"	5			
	2nd Dave Wagner	L	175'	3			
	3rd Nathan Whitham	GFC	172'7"	2	7/98	3/35	0/3
100	1st Greg Will	L	0:10.8	5			
	2nd Adolphus Onus	GFC	0:11.2	3			
	3rd Dave Wagner	L	0:11.6	2			
	4th Mark Young	GFC	0:11.6	1	6/62	7/62	0/3
400	1st Dean Ruen	GFC	0:50.4	5			
	2nd Dana Kingenfelter	L	0:51.3	3			
	3rd Jesse Gero	L	0:51.8	2			
	4th Andre Pruitt	L	0:52.8	1	5/67	6/48	0/3
800	1st Joe Alward	L	1:57.2	5			
	2nd Mike Friess	L	1:59.1	3			
	3rd Scott Ball	GFC	1:59.6	2			
	4th Dan O'Leary	L	2:04.4	1	2/69	9/57	0/3
200	1st Greg Will	L	0:21.9	5			
	2nd Mark Young	GFC	0:22.9	3			
	3rd Carlos Crotch	P	0:24.4	2	3/72	5/63	2/5
TRIPLE JUMP	1st John Provedello	L	43'4"	5			
	2nd Steve Graham	GFC	41'10"	3			
	3rd Kip Carleon	L	41'8 3/4"	2			
	4th Keith Wigley	GFC	41'7"	1	4/76	7/69	0/5



LINFIELD COLLEGE/PACIFIC UNIVERSITY  
GEORGE FOX COLLEGE

Newberg, OR  
April 1, 1985

EVENT	PLACE	SCHOOL	TIME/DISTANCE	POINTS	GFC	L	P
INT HURDLES	1st Dave Driesner	GFC	0:56.9	5	5/81	0/69	0/5
4 X 400	1st Onua Driesner Young Graham	GFC	3:25.5	5			
	2nd Lingenfelder Gore Alward Voyles	L	3:28.7	3	5/86	3/72	0/5
5000	1st Bob Frost	L	15:52.2	5			
	2nd Ray Whitlow	L	16:02.6	3			
	3rd Dwight Larabee	GFC	16:10.0	2			
	4th Kevin Ball	GFC	18:26.3	1	3/89	8/80	0/5
DISCUS	1st Nathan Witham	GFC	144'3"	5			
	2nd Mike Watts	GFC	140'	3			
	3rd Paul Maddox	GFC	137'4"	2			
	4th Keith Wigley	GFC	102'3"	1	11/100	0/80	0/5

FILE

LINFIELD COLLEGE/PACIFIC UNIVERSITY  
GEORGE FOX COLLEGE

Newberg, OR  
April 1, 1985

EVENT	PLACE	SCHOOL	TIME/DISTANCE	POINTS	GFC	L	P
HIGH JUMP	1st Kathleen Kincheloe	L	5'0"	5			
	2nd Sue Woolsey	GFC	5'0"	3	3/3	5/5	0/0
SHOT	1st Paula Wittenberg	GFC	39'14"	5			
	2nd Cheryl Funk	GFC	36'6 1/2"	3			
	3rd Petra Johnson	L	27'8 1/2"	2			
	4th Mary Thomson	L	26'11 1/2"	1	8/11	3/8	0/0
4 X 100	1st Preiss Johnson Woodside Thomson	L	:52.9	5			
	2nd Glynis Sanekane Catherine Leong Regina Norris Laura Shintaku	P	:57.6	3			
					0/11	5/13	3/3
LONG JUMP	1st Shelly Woodside	L	15'11 3/4"	5			
	2nd Sue Woolsey	GFC	13'9 1/2"	3			
	3rd Glynis Sanekane	P	12'11"	2			
	4th Laura Shintaku	P	12'9 3/4"	1	3/14	5/18	3/6
1500	1st Beth Campbell	P	5:19.7	5			
	2nd Lisa Sieverling	L	5:19.8	3			
	3rd Janet Mortensen	L	5:28.7	2	0/14	5/23	5/11
100 H	1st Shelly Woodside	L	16.3	5			
	2nd Sue Woolsey	GFC	19.8	3	3/17	5/28	0/11
400	1st Petra Johnson	L	0:57.0	5			
	2nd Kay Mattson	GFC	1:04.2	3	3/20	5/33	0/11
100	1st Mary Thomson	L	0:14.0	5			
	2nd Laura Shintaku	P	0:14.9	3			
	3rd Glynis Sanekane	P	0:15.3	2	0/20	5/38	5/16

LINFIELD COLLEGE/PACIFIC UNIVERSITY  
GEORGE FOX COLLEGE

Newberg, OR  
April 1, 1985

EVENT	PLACE	SCHOOL	TIME/DISTANCE	POINTS	GFC	L	P
800	1st Jodi Peters	GFC	2:28.7	5	5/25	3/41	0/16
	2nd Lisa Sieverling	L	2:31.8	3			
200	1st Petra Johnson	L	0:25.5	5	2/27	8/49	0/16
	2nd Shelly Woodside	L	0:27.6	3			
	3rd Kay Mattson	GFC	0:29.0	2			
JAVELIN	1st Regina Norris	P	154'6"	5	2/29	4/53	5/21
	2nd Petra Johnson	L	96'6"	3			
	3rd Sue Woolsey	GFC	81'11"	2			
	4th Marilyn Dresser	L	72'3"	1			
3000	1st Janet Mortensen	L	11:52	5	2/31	6/59	3/24
	2nd Catherine Leong	P	12:10.6	3			
	3rd Jody Peters	GFC	12:53.0	2			
	4th Massey	L	13:13.7	1			
DISCUS	1st Paula Wittenberg	GFC	145'3"	5	6/37	0/59	5/29
	2nd Torie Myers	P	104'	3			
	3rd Catherine McDonald	P	102'1"	2			
	4th Cheryl Funk	GFC	96'8"	1			



FILE

WOMEN  
GEORGE FOX COLLEGE/WESTERN OREGON STATE COLLEGE

Newberg, Oregon

April 13, 1985

EVENT	PLACE	SCHOOL	TIME/DISTANCE	POINTS	GFC	WOSC
SHOT	1st Paula Wittenberg	GFC	39'9½"	5		
	2nd Allyson Kendall	WOSC	39'9"	3		
	3rd Vickie Hissong	WOSC	38'6½"	1	5/5	4/4
HIGH JUMP	1st Sue Woolsey	GFC	5'2½"	5		
	2nd Sharon Jensen	WOSC	4'10"	3	5/10	3/7
LONG JUMP	1st Sharon Jensen	WOSC	17'5"	5		
	2nd Sue Woolsey	GFC	15'4½"	3	3/13	5/12
400m RELAY	1st Sewell, Hanson, Kurtz, Wegener	WOSC	51.6	5	0/13	5/17
JAVELIN	1st Debbie Barnhurst	WOSC	139'11"	5		
	2nd Cyd McCormick	WOSC	134'	3	0/13	8/25
1500m	1st Julie O'Leary	WOSC	5:04.8	5		
	2nd Julie Richardson	WOSC	5:21.1	3	0/13	8/33
100 H	1st Sharon Jensen	WOSC	16.2	5	1/13	5/38
400m	1st Kathryn O'Leary	WOSC	1:02.9	5		
	2nd Sandy Kurtz	WOSC	1:06.1	3	0/13	8/46
100m	1st Sharon Wegener	WOSC	12.9	5		
	2nd Cathy Sewall	WOSC	13.0	3		
	3rd Lauri Hanson	WOSC	13.1	1	0/13	9/55
800m	1st Kay Mattson	GFC	2:25.8	5		
	2nd Radonna Howard	WOSC	2:27.1	3		
	3rd Jodi Peters	GFC	2:27.8	1	6/10	3/58
400m IH	1st Sharon Jensen	WOSC	no time	5	0/19	5/63
200m	1st Sharon Wegener	WOSC	27.2	5		
	2nd Lauri Hanson	WOSC	27.8	3	0/19	8/71

EVENT	PLACE	SCHOOL	TIME/DISTANCE	POINTS	GFC	WOSC
3000m	1st Julie Richardson	WOSC	11:23.4	5		
	2nd Debra Dick	WOSC	11:56.6	3		
	3rd Jodi Peters	GFC	12:28.8	1	1/20	8/79
1600m	1st Jensen, Howard,					
	Kurts, O'Leary	WOSC	4:25.2	5	0/20	5/84
DISCUS	1st Paula Wittenberg	GFC	134'	5		
	2nd Cyd McCormick	WOSC	125'9"	3		
	3rd Dana Jester	WOSC	123'3½"	1	5/25	4/88



MEN  
 GEORGE FOX COLLEGE/WESTERN OREGON STATE COLLEGE  
 Newberg, Oregon  
 April 13, 1985

EVENT	PLACE	SCHOOL	TIME/DISTANCE	POINTS	GFC	WOSC
HAMMER	1st Nathan Whitham	GFC	154'9"	5		
	2nd Scott Polen	WOSC	150'8"	3		
	3rd Larry Burris	WOSC	140'11"	1	5/5	4/4
LONG JUMP	1st Steve Graham	GFC	20'9½"	5		
	2nd James Lagris	WOSC	19'11½"	3		
	3rd Keith Wigley	GFC	19'4"	1	6/11	3/7
400m RELAY	1st Biamont, Harry Fahey, Randle	WOSC	42:9	5		
	2nd Onua, Wigley Driesner, Young	GFC	43:7	0	0/11	5/12
HIGH JUMP	1st Keith Wigley	GFC	6'2"	5		
	2nd Dan Roberts	WOSC	6'½"	3		
	3rd Dick Moreland	WOSC	6'¼"	1	5/16	4/16
STEEPLE CHASE	1st Jason Sele	WOSC	10:33.5	5	0/16	5/21
JAVELIN	1st Mike Keisar	WOSC	208'3"	5		
	2nd Mike Watts	GFC	180'	3		
	3rd Larry Conaway	WOSC	179'8"	1	3/19	6/27
TRIPLE JUMP	1st Steve Graham	GFC	42'4½"	5		
	2nd Dick Moreland	WOSC	41'9½"	3		
	3rd James LaGris	WOSC	41'3½"	1	5/24	4/31
1500m	1st Scott Ball	GFC	4:02.7	5		
	2nd Shawn McNealy	WOSC	4:06.5	3		
	3rd Mark Mohmen	WOSC	4:07.6	1	5/29	4/35
POLE VAULT	1st Scott Anderson	WOSC	13'0"	5		
	2nd Kelly Carter	WOSC	13'0"	3		
	3rd Steve Graham	GFC	12'6"			
	Ken Maines	GFC	12'6"	1	1/30	8/43
110 HN	1st Adolphus Onua	GFC	13.7	5		
	2nd Pat Randle	WOSC	15.0	3	5/35	3/46



EVENT	PLACE	SCHOOL	TIME/DISTANCE	POINTS	GFC	WOSC
400m	1st Jim Fahey	WOSC	49.8	5	0/35	9/55
	2nd Torreea Harry	WOSC	49.9	3		
	3rd John McHugh	WOSC	50.0	1		
100m	1st Adolphus Onua	GFC	10.8	5	5/40	4/59
	2nd Tim Biamont	WOSC	11.0	3		
	3rd Darren McGill	WOSC	11.2	1		
800m	1st Brndt Lind	WOSC	1:54.8	5	0/40	9/68
	2nd Mike Dixon	WOSC	1:58.7	3		
	3rd Terry Howard	WOSC	1:59.5	1		
400m IH	1st Pat Randle	WOSC	57.9	5	0/40	9/77
	2nd Jason Sele	WOSC	58.3	3		
	3rd Scot Anderson	WOSC	1:00.0	1		
200m	1st Torreea Harry	WOSC	21.9	5	1/41	8/85
	2nd Jim Fahey	WOSC	22.3	3		
	3rd Mark Young	GFC	22.5	1		
5000m	1st Ken James	WOSC	15:57.0	5	3/44	6/91
	2nd Dwight Larabee	GFC	16:05.2	3		
	3rd Chris VanCantaen	WOSC	16:26.6	1		
DISCUS	1st Nathan Whitham	GFC	155'3"	5	9/53	0/91
	2nd Mike Watte	GFC	141'1"	3		
	3rd Paul Maddox	GFC	140'7"	1		
1600m RELAY	1st Onua, Graham, Driesner, Young	GFC	3:23.7	5	5/58	0/91
	2nd Dixon, McHugh, Howard, Lind	WOSC	3:24.1	0		
SHOT	1st Kelley Highberger	WOSC	49'4"	5	3/61	6/97
	2nd Mike Watte	GFC	45'4½"	3		
	3rd Soren Sorenson	WOSC	43'8"	1		



George Fox College/ University of Puget Sound  
George Fox Alums

Newberg, Oregon  
April 20, 1985

1:00 HAMMER THROW: S. Curtis A (nd); N. Whitham GFC (162-9); R. Phinney UPS (140);  
M. Watts GFC (131-8); P. Maddox GFC (126-6); S. Huisenga A (nd); D. Woollett UPS (99)

1:00 SHOT PUT - Women: (Men follow) P. Wittenberg GFC (39-10); C. Funk GFC (36-8);  
C. Baird UPS (32); K. Edler UPS (25)

SHOT PUT - Men: M. Watts GFC (45-4); D. Hyytinen UPS (44-8); S. Curtis A (nd);  
G. Hargrave UPS (43-8); N. Whitham GFC (43-2)

1:00 LONG JUMP - Men: (Women follow) S. Graham GFC (21-0); K. Egawa UPS (20-2);  
D. Woollett UPS (20-0); D. Wilkinson A (nd)

LONG JUMP - Women: M. Bassler UPS (15)

1:00 HIGH JUMP - Women: (Men follow) S. Woolsey GFC (5-2½); K. Foster UPS (5-0);  
M. Bassler UPS (4-10)

HIGH JUMP - Men: K. Wigley GFC (6-6); D. Smiley A (nh); B. Hinson UPS (6-4);  
D. Davis UPS (5-10)

1:15 POLE VAULT: S. Graham GFC (12-6); K. Meines GFC (12-6); D. Woollett UPS (10);  
B. Heydel A (nh)

er HT JAVELIN: E. Buck A (nd); M. Watts GFC (186-1); N. Tomlinson UPS (177-11);  
P. Cozens A (nd); N. Whitham GFC (174-6); G. Hargrave UPS (157); B. Gotchel UPS (157);  
S. Ragan GFC (nd)

er LJ TRIPLE JUMP: S. Graham GFC (42-4); D. Wilkinson A (nd); D. Davis UPS (40);  
S. Minnix UPS (40)

er Jav DISCUS - Men: (Women follow) N. Whitham GFC (155-3); M. Watts GFC (146-10);  
S. Curtis A (nd); D. Hyytinen UPS (144); P. Maddox GFC (140-7); S. Huisenga A (nd);  
N. Tomlinson UPS (nd)

DISCUS - Women: P. Wittenberg GFC (145-3); C. Funk GFC (108-5); C. Baird UPS (93)

2:00 400m RELAY - Women: (Men follow) 2: UPS (Bassler, Edler, Steidl, Foster) nt

400m RELAY - Men: 2: UPS (Hospenthal, Minnix, Avery, Boone) 44.8;  
3: GFC (Onua, Driesner, Wigley, Young) 43.7

2:05 STEEPLECHASE: 1: D. Price GFC (nt); 2: J. Sowards UPS (9:39); 3: K. Ball GFC (9:28.2);  
4: R. Ware A (nt)

2:20 1500m - Women: (Men follow) 1: K. Mannon UPS (5:00); 2: P. Fairchild UPS (5:15);  
3: H. O'Neill UPS (5:15)





George Fox College/ University of Puget Sound  
George Fox Alums

Newberg, Oregon  
April 20, 1985

1:00 HAMMER THROW: S. Curtis A (nd); N. Whitham GFC (162-9); R. Phinney UPS (140);  
M. Watts GFC (131-8); P. Maddox GFC (126-6); S. Huisenga A (nd); D. Woollett UPS (99)

1:00 SHOT PUT - Women: (Men follow) P. Wittenberg GFC (39-10); C. Funk GFC (36-8);  
C. Baird UPS (32); K. Edler UPS (25)

SHOT PUT - Men: M. Watts GFC (45-4); D. Hyytinen UPS (44-8); S. Curtis A (nd);  
G. Hargrave UPS (43-8); N. Whitham GFC (43-2)

1:00 LONG JUMP - Men: (Women follow) S. Graham GFC (21-0); K. Egawa UPS (20-2);  
D. Woollett UPS (20-0); D. Wilkinson A (nd)

LONG JUMP - Women: M. Bassler UPS (15)

1:00 HIGH JUMP - Women: (Men follow) S. Woolsey GFC (5-2½); K. Foster UPS (5-0);  
M. Bassler UPS (4-10)

HIGH JUMP - Men: K. Wigley GFC (6-6); D. Smiley A (nh); B. Hinson UPS (6-4);  
D. Davis UPS (5-10)

1:15 POLE VAULT: S. Graham GFC (12-6); K. Meines GFC (12-6); D. Woollett UPS (10);  
B. Heydel A (nh)

fter HT JAVELIN: E. Buck A (nd); M. Watts GFC (186-1); N. Tomlinson UPS (177-11);  
P. Cozens A (nd); N. Whitham GFC (174-6); G. Hargrave UPS (157); B. Gotchel UPS (157);  
S. Ragan GFC (nd)

fter LJ TRIPLE JUMP: S. Graham GFC (42-4); D. Wilkinson A (nd); D. Davis UPS (40);  
S. Minnix UPS (40)

fter Jav DISCUS - Men: (Women follow) N. Whitham GFC (155-3); M. Watts GFC (146-10);  
S. Curtis A (nd); D. Hyytinen UPS (144); P. Maddox GFC (140-7); S. Huisenga A (nd);  
N. Tomlinson UPS (nd)

DISCUS - Women: P. Wittenberg GFC (145-3); C. Funk GFC (108-5); C. Baird UPS (93)

2:00 400m RELAY - Women: (Men follow) 2: UPS (Bassler, Edler, Steidl, Foster) nt

400m RELAY - Men: 2: UPS (Hospenthal, Minnix, Avery, Boone) 44.8;  
3: GFC (Onua, Driesner, Wigley, Young) 43.7

2:05 STEEPLECHASE: 1: D. Price GFC (nt); 2: J. Sowards UPS (9:39); 3: K. Ball GFC (9:28.2);  
4: R. Ware A (nt)

2:20 1500m - Women: (Men follow) 1: K. Mannon UPS (5:00); 2: P. Fairchild UPS (5:15);  
3: H. O'Neill UPS (5:15)



1500m - Men: 1: J. Guzman GFC (4:12.1); 2: P. Goralski UPS (4:17); 3: S. Ball GFC (4:02.7); 4: D. Larabee GFC (nt)

2:30 110m HH: 3: D. Woollett UPS (16.2); 4: A. Onua GFC (13.7); 5: L. Sayles UPS (16.8)

2:40 400m - Women: (Men follow) 3: T. Holleman UPS (63); 4: L. Post UPS (63)

400m - Men: 3: T. Daugherty UPS (50.2); 4: M. Young GFC (50.2); 5: P. Hospenthal UPS (50.1); 6: B. Hinson UPS (53.0)

2:50 100m - Women: (Men follow) 4: K. Edler UPS (13.2); 5: T. Steidl UPS (14.0)

100m - Men: 3: A. Onua GFC (10.8); 4: M. Boone UPS (10.9); 5: S. Minnix UPS (11.3)

3:00 800m - Women: (Men follow) 1: J. Peters GFC (2:27.8); 2: J. Eastman UPS (2:25); 3: K. Mattson GFC (2:25.8)

800m - Men: 1: S. Simons UPS (2:00); 2: K. Ball GFC (1:57.9); 3: D. Walzer UPS (2:00); 4: S. Ball GFC (1:59.6); 5: W. Otto A (nt)

3:10 400m IH - Women: 3: B. Asbury UPS (71.0); 4: K. Foster UPS (71.0)

400m IH - Men: 3: G. Avery UPS (58.0); 4: D. Driesner GFC (56.9); 5: L. Sayles UPS (61.0); 6: W. Otto A (nt)

3:20 200m - Women: 3: K. Edler UPS (28.8); 4: K. Mattson GFC (29.0); 5: T. Steidl UPS (30.0)

200m - Men: 2: M. Boone UPS (22.8); 3: M. Young GFC (22.5); 4: T. Daugherty UPS (22.3); 5: P. Hospenthal UPS (22.4)

3:30 3000m - Women: 1: L. Garnett UPS (nt); 2: J. Peters GFC (12:28.1); 3: S. Watson UPS (10:50)

5000m - Men: 1: J. Cairns UPS (nt); 2: D. Larabee GFC (16:04.9); 3: P. Goralski UPS (15:30); 4: J. Guzman GFC (16:07); 5: D. Price GFC (nt); 6: S. Blikstad A (nt); 7: R. Ware A (nt); 8: T. Rochholz A (nt)

3:50 4 x 400 - Women: 2: UPS (Asbury, Foster, Watson, Holleman) nt

4 x 400 - Men: 2: UPS (Avery, Hinson, Daugherty, Hospenthal) 3:24;  
3: GFC (Driesner, Graham, Onua, Young) 3:20.2

WOMEN  
 GEORGE FOX COLLEGE/UNIVERSITY OF PUGET SOUND  
 Newberg, Oregon  
 April 20, 1985

EVENT	PLACE	SCHOOL	TIME/DISTANCE	POINTS	GFC	UPS
SHOT	1st Paula Wittenberg	GFC	37'10"	5		
	2nd Cheryl Funk	GFC	34'7"	3		
	3rd Cyndi Baird	UPS	30'8"	1	8/8	1/1
HIGH JUMP	1st Kip Foster	UPS	5'0"	5		
	2nd Sue Woolsey	GFC	5'0"	3		
	3rd Monique Bassler	UPS	5'0"	1	3/11	6/7
400m RELAY1	1st Bassler, Edler, Steidl, Foster	UPS	56.2	5	0/11	5/12
LONG JUMP	1st Monique Bassler	UPS	15'5"	5	0/11	5/17
1500m	1st Jennifer Eastman	UPS	4:50.8	5		
	2nd Pam Fairchild	UPS	5:31.3	3	0/11	8/25
400m	1st Teresa Hollenman	UPS	1:10.7	5	0/11	5/30
100m	1st Trudy Steidl	UPS	14.0	5		
	2nd Katie Edler	UPS	14.3	3	0/11	8/38
800m	1st Kay Mattson	GFC	2:26.6	5		
	2nd Jodi Peters	GFC	2:31.0	3		
	3rd Kelley Mannon	UPS	2:44.9	1	8/19	1/39
400m I H	1st Kip Foster	UPS	1:13.7	5		
	2nd Brenda Asbury	UPS	1:14.0	3	0/19	8/47
200m	1st Kay Mattson	GFC	29.0	5		
	2nd Trudy Steidl	UPS	30.0	3	5/24	3/50
3000m	1st Lise Garnett	UPS	11:17.6	5	0/24	5/55

EVENT	PLACE	SCHOOL	TIME/DISTANCE	POINTS	GFC	UPS
1600m RELAY	1st Peters, Thompson Mattson, McDougal	GFC/A	4:31.0			
	2nd Asbury, Foster, Eastman, Holleman	UPS	4:36.5	5	0/24	5/60
DISCUS	1st Paula Wittenberg	GFC	142'	5		
	2nd Cheryl Funk	GFC	97'5"	3		
	3rd Cyndi Baird	UPS	89'4"	1	8/32	1/61



MEN  
 GEORGE FOX COLLEGE/UNIVERSITY OF PUGET SOUND  
 GEORGE FOX ALUMS  
 Newberg, Oregon  
 April 20, 1985

EVENT	PLACE	SCHOOL	TIME/DISTANCE	POINTS	GFC	UPS
HAMMER	1st Nathan Whitham	GFC	160'9"	5		
	2nd Steve Curtis	A	157'			
	3rd Ray Phinney	UPS	140'	3		
	4th Mike Watts	GFC	139'2"	1	6/6	3/3
LONG JUMP	1st Steve Graham	GFC	21'4 $\frac{1}{2}$ "	5		
	2nd Dave Wilkinson	A	19'6 $\frac{1}{2}$ "			
	3rd Keith Egawa	UPS	19'3 $\frac{3}{4}$ "	3		
	4th Dave Davis	UPS	18'6 $\frac{1}{2}$ "	1	5/11	4/7
POLE VAULT	1st Brent Heydel	A	13'6"			
	2nd Ken Meines	GFC	12'0"	5	5/16	0/7
400m RELAY	1st Onua, Driesner, Graham, Young	GFC	43.9	5		
	2nd Hospenthal, Minnix, Avery, Boone	UPS	44.0	0	5/21	0/7
SHOT PUT	1st Mike Watts	GFC	45'8"	5		
	2nd Dave Hyytinen	UPS	45'2"	3		
	3rd Steve Curtis	A	45'0"			
	4th Nathan Whitham	GFC	41'1 $\frac{1}{2}$ "	1	6/27	3/10
STEEPLECHASE	1st Jeff Sowards	UPS	9:43.6	5		
	2nd Steven Simons	UPS	10:34.2	3		
	3rd Dan Price	GFC	10:47.7	1	1/28	8/18
1500m	1st Scott Ball	GFC	4:05.4	5		
	2nd Jeff Guzman	GFC	4:10.5	3		
	3rd Jim Cairns	UPS	4:13.1	1	8/36	1/19
HIGH JUMP	1st Bill Hinson	UPS	6'2"	5		
	2nd Duane Smiley	A	6'2"			
	3rd Wendall Otto	A	5'10"			
	4th Dave Davis	UPS	5'8"	3		
	5th Nathan Whitham	GFC	5'4"	1	1/37	8/27
110m H H	1st Adolphus Onua	GFC	14.3	5		
	2nd Gary Avery	UPS	16.7	3	5/42	3/30



EVENT	PLACE	SCHOOL	TIME/DISTANCE	POINTS	GFC	UPS
JAVELIN	1st Eb Buck	A	202'8"			
	2nd Mike Watts	GFC	182'7"	5		
	3rd Brian Gotchel	UPS	173'9"	3		
	4th Miles Tomlinson	UPS	165'10"	1	5/47	4/34
400m	1st Paul Hospenthal	UPS	50.1	5		
	2nd Mark Young	GFC	51.2	3		
	3rd Bill Hinson	UPS	53.6	1	3/50	6/40
TRIPLE JUMP	1st Wendall Otto	A	42'5"			
	2nd Steve Graham	GFC	41'1 $\frac{1}{2}$ "	5		
	3rd Dave Wilkinson	A	40'3"		5/55	0/40
100m	1st Adolphus Onua	GFC	10.8	5		
	2nd Mike Boone	UPS	11.3	3		
	3rd Scott Minnix	UPS	11.8	1	5/60	4/44
800m	1st Scott Ball	GFC	2:04.1	5		
	2nd Bhrett Monroe	UPS	2:06.6	3		
	3rd Steve Simons	UPS	2:07.4	1	5/65	4/48
400m I R	1st Gary Avery	UPS	57.7	5		
	2nd Dave Driesner	GFC	59.4	3	3/68	5/53
200m	1st Mark Young	GFC	22.5	5		
	2nd Paul Hospenthal	UPS	22.9	3		
	3rd Mike Boone	UPS	23.2	1	5/73	4/57
5000m	1st Steve Blikstad	A	15:07.5			
	2nd Jim Cairns	UPS	15:18.2	5		
	3rd Jeff Gusman	GFC	15:53.5	3		
	4th Dwight Larabee	GFC	15:58.8	1	4/77	5/62
DISCUS	1st Paul Maddox	GFC	148'7"	5		
	2nd Nathan Whitham	GFC	144'3"	3		
	3rd Mike Watts	GFC	142'10"	1	9/86	0/62
1600m RELAY	1st Avery, Hinson, Daugherty, Hospenthal	UPS	3:31.9	5		
	2nd Meines, Driesner, Graham, Young	GFC	3:33.0	0	8/86	5/67

GEORGE FOX COLLEGE  
WOMEN'S TRACK & FIELD RECORDS  
5-13-85

<u>EVENT</u>	<u>MARK</u>	<u>NAME</u>	<u>YEAR</u>
100m	11.9	Jackie Jackson	1981
200m	24.60 <i>ET</i>	Joyce Yates	1979
400m	56.22 <i>ET</i>	Shavon Dennis	1980
800m	2:20.1	Kay Mattson	1983
1500m	4:49.4	Eileen McDougal	1979
3000m	<del>10:55.9</del> <i>10:34.8</i>	Nancy Roley	1983
5000m	<del>19:19.1</del> <i>18:33.8</i>	Nancy Roley	<del>1983</del> <i>86</i>
10,000m	<del>45:04.1</del> <i>40:33.7</i>	<del>Roxy Gate</del> <i>Roley</i>	<del>1983</del> <i>86</i>
100m Hurdles	15.17 <i>ET</i>	Karen Maxwell	1980
400m Hurdles	1:05.00 <i>ET</i>	Karen Maxwell	1980
400m RELAY	49.3	Jacque Davis Shavon Dennis Karen Maxwell Jacquie Williams	1980
1600m RELAY	4:02.4	Nora Thompson Jacquie Williams Karen Maxwell Jackie Jackson	1981
Long Jump	17-5	Jacquie Williams	1980
High Jump	<del>5-3 1/4</del> <i>5-4</i>	<del>Melody Groeneveld</del> <i>SUE WOOLSEY</i>	<del>1983</del> <i>87</i>
Shot	42-2 1/2	Karen Gurske	1981
Discus	<del>146-9</del> <i>151-1</i>	Paula Wittenberg	<del>1984</del> <i>86</i>
Javelin	154-10	Sue Banta	1977
Heptathlon	<del>3355</del> <i>3427</i> <i>3323</i>	<del>Sue Woolsey</del> <i>K. LANG</i>	<del>1985</del> <i>1988</i>
MARATHON	3:51:07	KALI HAVERSTOCK	<i>87</i>
3000m	RACEWALK <i>19:13.5</i>	DEBBIE KIESNER	<i>82</i>



EVENT	MARK	NAME	YEAR
400m Shuttle Hurdle RELAY	1:08	Nora Thompson Saundra Burns Lois Thomas Jacquie Williams	1981

800m Medley	1:52.4	Joyce Still Valerie Hurliman Lisa Pitts Kay Mattson	100 1983 100 200 400
-------------	--------	--	-------------------------------

9th NATIONAL

3200m RELAY	10:00.3	Kerry DeVries Jodi Peters Valerie Hurliman Kay Mattson	1983
-------------	---------	---	------

ranked 10th NATIONAL

Shot Put RELAY	99-1/4	Karen Gurske Lynette Phillips Rachel Hampton	1981
----------------	--------	--	------

Javelin RELAY	<del>268-11 1/4</del> 298-	<del>Lynette Phillips Tina Stephensen Karen Gurske</del>	<del>1981</del> 87
---------------	----------------------------	--	-----------------------

FOX  
SPRINGFIELD  
WOODWAY

High Jump RELAY	14-1/4	Karen Maxwell Jacquie Williams Saundra Burns	1980
-----------------	--------	--	------

4x200 1:46.50 FAT

JACQUE DAVIS 1980  
KAREN MAXWELL  
JACQUE WILLIAMS  
JANON DENNIS

(WOMEN)

BRI TRACK  
1985 SEASON'S BEST

5-13-85

400 Relay

Steeple Chase

1500

100 High Hurdles 4-1  
19.8 Sue Woolsey400 4-1  
64.2 Kay Mattson

100

500 5-4 2:20.9 Kay Mattson 5-4 2:22.8 Jodi Peters 4-9 2:55.9 Sue Woolsey

Interm. Hurdles

200 4-28 28.8 Kay Mattson 4-8 30.0 Sue Woolsey

1600 Relay

3000 4-25 12:13.4 Jodi Peters 4-6 nt Kay Mattson

10,000

Pole Vault

High Jump 5-11  
5-3 Sue WoolseyLong Jump 4-13  
15-4½ Sue Woolsey

Triple Jump

Shot 3-16 39-10½ Paula Wittenberg 4-6 36-8 Cheryl Funk 4-23 26-1 3/4 Sue Woolsey

Discus 4-1 145-3 Paula Wittenberg 4-13 4-13 108-5 Cheryl Funk

Javelin 4-24  
85-9½ Sue Woolsey

Hammer

Heptathlon 4/8-9  
3417 Sue Woolsey

Marathon

**BRUIN TRACK**      (Women)  
**1985 Point Totals**

	Lin. Pac.	L&C Whit.	WOSC	UPS Alums	Will.	Dist.	Natl.
Funk	4	6 10	0 10	6 16	6 22	0 22	- -
Mattson	5	6 11	5 16	10 26	6 32	0 32	- -
Peters	7	4 11	2 13	3 16	4 20	0 20	- -
Wittenberg	10	10 20	10 30	10 40	10 50	10 60	- -
Woolsey	11	13 24	8 32	3 35	13 48	11 59	- -
L	57	GF 21	GF 25	GF 32	GF 39	UoP 143	
GF	37	LC 88	WO 88	UP 61	WU 54	WO 133	
P	29					LC 93	
						WU 77	
						L 76	
						SO 62	
						GF 21	
						NWC 17	
						P 9	



11/27/84

Rob - equip back from  
warmer not out

WOMEN'S TRACK

1984-1985

~~Davis, Angela~~  
~~EDMUNDSON, Julie-Anne~~

FLANAGAN, Jeana

FUNK, Cheryl

~~GRABER, Charlotte~~

~~GROTHJOHN, Bonnie~~

MATTSON, Kay

M. Insp.

~~MCMASTER, Melody~~

~~MENNEALY, Cheryl~~

~~NYSETH, Lisa~~  
~~PETERS, Jodi~~  
~~Stump, Julia~~

(Capt.)

WITTENBERG, Paula

MV.

WOOLSEY, Sue

M. Insp

26TH ANNUAL MEN'S NAIA CROSS COUNTRY CHAMPIONSHIPS  
UNIVERSITY OF WISCONSIN-PARKSIDE  
0,000 M. NATIONAL CROSS COUNTRY COURSE  
NOVEMBER 16, 1985

AMENDED 11/21/85

KENOSHA, WISCONSIN

PLACE	NUMBER	SCHOOL NUMBER	NAME	TIME	SCHOOL NAME	CLASS
ALL AMERICAN	1	327	26 HIPWOOD, ROBBIE	25:49	ADAMS STATE CO	
	2	325	26 FERGUSON, ROBERT	26:02	ADAMS STATE CO	
	3	352	28 TIMEWELL, KEN	26:10	SIMON FRASER BC	
	4	257	19 BATCHELOR, JIM	26:17	WISCONSIN-LA CROSSE	
	5	134	4 WILLIAMS, BRIAN	26:34	ANDERSON COLLEGE IND	
	6	330	26 ROYBAL, RICK	26:37	ADAMS STATE CO	
	7	540	0 BEGAY, NELSON	26:38	CENTRAL STATE OK	
	8	574	0 PILLINGS, TIM	26:39	SOUTHERN UTAH	
	9	328	26 JAQUEZ, DAN	26:40	ADAMS STATE CO	
	10	581	0 MURPHY, BRENDAN	26:41	PITTSBURG STATE UNIV	
	11	351	28 SMITH, TREVOR	26:42	SIMON FRASER BC	
	12	204	12 AUFDENBERGE, PAUL	26:46	HILLSDALE COLLEGE MI	
	13	331	26 SPERBER, JACK	26:48	ADAMS STATE CO	
	14	382	32 BRYANT, DAN	26:51	MISSOURI BAPTIST	
	15	520	0 PIERSON, MARK	26:53	RIO GRANDE COLLEGE OH	
	16	284	19 REDISKE, BILL	26:53	WISCONSIN-LA CROSSE	
	17	583	0 HUNTER, KIRK	26:54	FORT HAYS STATE KS	
	18	318	25 DIAZ, JUAN	26:54	WESTERN STATE CO	
	19	563	0 POPE, JEFF	26:55	ARKANSAS MONTICELLO	
	20	237	16 CROWLEY, BRIAN	26:57	ST. THOMAS AQUINAS NY	
	21	345	28 GILLESPIE, JOHN	26:57	SIMON FRASER BC	
	22	286	21 TRAYNOR, TIMOTHY	26:58	WISCONSIN-RIVER FALLS	
	23	369	30 ROACH, GLENN	26:58	BERRY COLLEGE GA	
	24	442	38 LENZ, BRIAN	27:01	SOUTHWESTERN COLLEGE KS	
	25	582	0 WALSH, WILLIE	27:04	PITTSBURG STATE UNIV	
ALL AMERICAN	26	326	26 FITZGERALD, DON	27:07	ADAMS STATE CO	
	27	315	25 CATHCART, STEVE	27:08	WESTERN STATE CO	
	28	593	0 GILDEHAUS, JERRED	27:09	GEORGE FOX COLLEGE OR	
	29	428	36 TIGHE, RICH	27:09	LORAS COLLEGE IA	
	30	404	34 MILLER, RICH	27:09	WISCONSIN-PARKSIDE	
	31	338	27 DUDLEY, BRUCE	27:10	CENTRAL WASHINGTON	
	32	507	0 HANLEY, JEFF	27:10	VALLEY CITY ST ND	
	33	263	19 MEULEMANS, PAUL	27:12	WISCONSIN-LA CROSSE	
	34	440	38 KEESLING, ROGER	27:12	SOUTHWESTERN COLLEGE KS	
	35	267	20 CHENEY, TOM	27:13	WISCONSIN-EAU CLAIRE	
	36	368	30 O'GRADY, PATRICK	27:16	BERRY COLLEGE GA	
	37	274	20 RENNER, ED	27:16	WISCONSIN-EAU CLAIRE	
	38	462	40 GILROY, DAVID	27:17	WILLANETTE UNIV OR	
	39	365	30 MATHERNE, DAVID	27:18	BERRY COLLEGE GA	
	40	577	0 DANIELS, CLINT	27:19	ARKANSAS TECH	
	41	258	19 GROSS, JIM	27:20	WISCONSIN-LA CROSSE	
	42	586	0 HANN, MIKE	27:21	KEARNEY STATE NE	
	43	383	32 DECLUE, TOM	27:23	MISSOURI BAPTIST	
	44	591	0 MILLER, GREG	27:23	EASTERN OREGON STATE	
	45	590	0 WOOSLEY, TAD	27:24	WESTERN OREGON STATE	
	46	198	11 LEMUEL, ROBERT	27:24	SAGINAW VALLEY MI	
	47	261	19 KNIER, BRIAN	27:24	WISCONSIN-LA CROSSE	
	48	262	19 KRAMCZYK, ERIC	27:25	WISCONSIN-LA CROSSE	
	49	270	20 MOUN, HO	27:25	WISCONSIN-EAU CLAIRE	
	50	446	38 SMITHHISLER, DENNIS	27:28	SOUTHWESTERN COLLEGE KS	



101	542	0	ELVEBAK, LARRY	27:59	WINONA STATE MN
102	348	28	NELSON, ROB	28:00	SIMON FRASER BC
103	543	0	CASTLE, ARTHUR	28:00	CALIFORNIA LUTHERAN
104	519	0	MILLER, DARREN	28:01	RIO GRANDE COLLEGE OH
105	128	4	BINGHAM, JEFF	28:01	ANDERSON COLLEGE IND
106	107	1	SCHOEPPNER, SAM	28:02	HALONE COLLEGE OHIO
107	203	12	ABRAHAM, BOB	28:03	HILLSDALE COLLEGE MI
108	556	0	MONTAUD, DANNY	28:03	NORTH FLORIDA
109	307	24	CARSWELL, CHRIS	28:04	POINT LOMA CA
110	124	3	MOORE, ROB	28:04	CEDARVILLE COLLEGE OHIO
111	557	0	SNADEN, GORDON	28:05	NORTH FLORIDA
112	567	0	GUERRA, BLAS	28:05	PARK COLLEGE MO
113	311	24	MORRISON, ALAN	28:06	POINT LOMA CA
114	592	0	WHITLOW, RAYMOND	28:07	LINFIELD COLLEGE OR
115	309	24	MATSON, CAMERON	28:07	POINT LOMA CA
116	401	34	HUNT, JOHN	28:07	WISCONSIN-PARKSIDE
117	334	27	BARRON, JOE	28:08	CENTRAL WASHINGTON
118	320	25	HEADE, DOUGLAS	28:08	WESTERN STATE CO
119	387	32	PLUNKETT, TERRY	28:09	MISSOURI BAPTIST
120	323	25	ROCH, STEVE	28:10	WESTERN STATE CO
121	356	29	HENDRIX, RODNEY	28:10	LUBBOCK CHRISTIAN TX
122	406	34	RENCH, SCOTT	28:11	WISCONSIN-PARKSIDE
123	447	38	TUXHORN, KENT	28:11	SOUTHWESTERN COLLEGE KS
124	380	31	WAYNE, LARRY	28:12	HARDING UNIVERSITY AR
125	518	0	HERTMAN, JEFF	28:12	WALSH COLLEGE OHIO
126	374	31	HALBERT, DARRYL	28:12	HARDING UNIVERSITY AR
127	248	17	TRIMBLE, MARK	28:13	OKLAHOMA CHRISTIAN
128	585	0	BUSCH, FRITZ	28:13	DOANE COLLEGE NE
129	439	38	KEESLING, JIM	28:13	SOUTHWESTERN COLLEGE KS
130	560	0	DALTON, DAVID	28:14	WESTMINSTER COLLEGE MO
131	367	30	MOON, DOUG	28:14	BERRY COLLEGE GA
132	427	36	TIERNEY, PATRICK	28:15	LORAS COLLEGE IA
133	505	0	HANSON, TIM	28:15	BLACK HILLS ST SD
134	547	0	SIMONSEN, GEIR	28:15	BENIDJI STATE MN
135	284	21	WELHOEFER, RON	28:16	WISCONSIN-RIVER FALLS
136	341	27	LITTLE, CHUCK	28:17	CENTRAL WASHINGTON
137	541	0	BUSS, RODNEY	28:17	CENTRAL STATE OK
138	205	12	BENEDICT, ROB	28:18	HILLSDALE COLLEGE MI
139	535	0	SOKOLOWSKI, KENNETH	28:18	WEST LIBERTY STATE WV
140	282	21	PETERFESO, ROBERT	28:19	WISCONSIN-RIVER FALLS
141	546	0	ANDERSON, BILL	28:19	BENIDJI STATE MN
142	390	33	BRYANT, KENDALL	28:20	CARSON-NEWMAN TN
143	306	23	THELEN, ROGER	28:20	MOORHEAD STATE MN
144	456	39	MASON, BRAD	28:21	HASTINGS COLLEGE NE
145	298	23	DENZER, MARVIN	28:21	MOORHEAD STATE MN
146	165	8	CARLSON, MIKE	28:21	DICKINSON STATE ND
147	162	7	MULLER, THEUNIS	28:21	WAYLAND BAPTIST TX
148	195	11	CUNNINGHAM, DAVID	28:22	SAGINAW VALLEY MI
149	333	26	WOODARD, KEN	28:23	ADAMS STATE CO
150	147	6	ENTINGH, ANDY	28:24	GENEVA COLLEGE PA



# NATA CROSS COUNTRY INDIVIDUAL RESULTS-CONT. PAGE 5 NOVEMBER 16, 1985

201	151	6	McFARLAND, JOHN	28:54	GENEVA COLLEGE PA
202	108	1	SHETLER, TOM	28:55	MALONE COLLEGE OHIO
203	296	22	KONEAZNY, JAMES	28:56	WISCONSIN-MILWAUKEE
204	133	4	SMITH, WADE	28:56	ANDERSON COLLEGE IND
205	414	35	LONG, DAVID	28:56	CABRINI COLLEGE PA
206	569	0	VILA, DAVE	28:57	COVENANT COLLEGE TN
207	562	0	SCHMID, STEVE	28:57	ROCKHURST COLLEGE MO
208	157	7	DEVINE, VIVIAN	28:58	WAYLAND BAPTIST TX
209	146	6	BLYTHE, TOM	29:00	GENEVA COLLEGE PA
210	573	0	MILLIE, JEFFREY	29:00	NEW MEXICO HIGHLANDS
211	438	37	WEIDENBACH, PAUL	29:01	EMPORIA STATE KS
212	364	30	CLAEYS, MICHAEL	29:02	BERRY COLLEGE GA
213	148	6	FORD, JIM	29:04	GENEVA COLLEGE PA
214	169	8	KADRMAS, CRAIG	29:05	DICKINSON STATE ND
215	285	21	STAHL, BRIAN	29:05	WISCONSIN-RIVER FALLS
216	568	0	VEST, JOHN	29:06	PARK COLLEGE MO
217	123	3	KING, RUSTY	29:06	CEDARVILLE COLLEGE OHIO
218	407	34	SERRANO, ANDY	29:06	WISCONSIN-PARKSIDE
219	278	21	BOYLE, JAMES	29:07	WISCONSIN-RIVER FALLS
220	130	4	HAWKS, ROGER	29:08	ANDERSON COLLEGE IND
221	175	9	ARTIS, RICK	29:10	GEORGETOWN COLLEGE KY
222	129	4	COSBY, JIM	29:10	ANDERSON COLLEGE IND
223	366	30	MILLER, STEVE	29:11	BERRY COLLEGE GA
224	187	10	JECHURA, ROB	29:13	SIENA HEIGHTS MI
225	201	11	SLIGER, PAUL	29:14	SAGINAW VALLEY MI
226	376	31	LOCKHART, RICHARD	29:15	HARDING UNIVERSITY AR
227	295	22	KEELER, ROBERT	29:16	WISCONSIN-MILWAUKEE
228	504	0	STAATS, WAYNE	29:16	WESTMINSTER COLLEGE PA
229	392	33	FELLMOELTER, KEN	29:18	CARSON-RENNAN TN
230	164	8	BRESTER, GREG	29:19	DICKINSON STATE ND
231	287	22	BAERMERT, MIKE	29:19	WISCONSIN-MILWAUKEE
232	411	35	DONAHUE, JOHN	29:20	CABRINI COLLEGE PA
233	506	0	BOEHM, DARRIN	29:21	VALLEY CITY ST ND
234	297	23	ANDERSON, KEN	29:22	MOORHEAD STATE MN
235	138	5	CORNFIELD, DOUG	29:23	TAYLOR UNIV IND
236	281	21	MCGURRAN, SEAN	29:23	WISCONSIN-RIVER FALLS
237	537	0	BELTON, TROY	29:23	CONCORDIA COLLEGE NY
238	419	36	ANNIS, BRIAN	29:24	LORAS COLLEGE IA
239	313	24	STOCKER, TIM	29:25	POINT LOMA CA
240	160	7	HANKINS, MARK	29:25	WAYLAND BAPTIST TX
241	565	0	PONDER, PAT	29:25	QUACHITA BAPTIST AR
242	357	29	RAMOS, JOE	29:26	LUBBOCK CHRISTIAN TX
243	188	10	SCHMIDT, PAUL	29:26	SIENA HEIGHTS MI
244	420	36	BECKER, TONY	29:27	LORAS COLLEGE IA
245	436	37	PETERSON, STEVE	29:28	EMPORIA STATE KS
246	522	0	BUTLER, NEAL	29:30	ASBURY COLLEGE KY
247	538	0	MYNNE, BRIAN	29:30	CONCORDIA COLLEGE NY
248	118	3	BROOKER, SCOTT	29:31	CEDARVILLE COLLEGE OHIO
249	372	31	BAIRD, JIM	29:32	HARDING UNIVERSITY AR
250	570	0	CURD, DAVID T.	29:33	DAVID LIPSCOMB TN



## NAIA CROSS COUNTRY INDIVIDUAL RESULTS-CONT. PAGE 7 NOVEMBER 16, 1985

301	189	10	SKELCY, MARK	30:44	SIENA HEIGHTS MI
302	355	29	GONZALES, ISRAEL	30:46	LUBBOCK CHRISTIAN TX
303	223	14	EUBANKS, ARTY	30:47	USC SPARTANBURG
304	514	0	TAYLOR, TIM	30:48	NORTHEASTERN ILLINOIS
305	534	0	SAUNDERS, EUGENE	30:49	WEST LIBERTY STATE WV
306	410	35	CASAZZA, PETER	30:55	CABRINI COLLEGE PA
307	233	15	CHAPMAN, STANLEY	31:02	UNIV OF CHARLESTON WV
308	579	0	SOTELO, ANTONIO	31:03	ST EDWARDS TX
309	178	9	BRIGHT, JEFF	31:07	GEORGETOWN COLLEGE KY
310	530	0	HOWELL, MICHAEL	31:12	FRANCIS MARION SC
311	239	16	FERRONE, JAMES	31:15	ST. THOMAS AQUINAS NY
312	527	0	ANGELL, JIM	31:17	EASTERN NAZARENE MA
313	312	24	SWAIN, KEVIN	31:17	POINT LOMA CA
314	200	11	SEELEY, TIM	31:19	SAGINAW VALLEY MI
315	186	10	WILUSZ, STEVE	31:20	SIENA HEIGHTS MI
316	226	14	REED, TOMMY	31:21	USC SPARTANBURG
317	363	30	BEDWELL, BROOKS	31:22	BERRY COLLEGE GA
318	131	4	MEEKS, BRIAN	31:23	ANDERSON COLLEGE IND
319	361	29	WILLIAMS, KENRICK	31:25	LUBBOCK CHRISTIAN TX
320	422	36	CRANE, BRIAN	31:28	LORAS COLLEGE IA
321	305	23	STREICH, JEFF	31:28	MOORHEAD STATE MN
322	236	15	TAYLOR, DON	31:39	UNIV OF CHARLESTON WV
323	533	0	BRANNAN, DAVID	31:40	WEST LIBERTY STATE WV
324	173	8	WOUNDED FACE, JOE	31:43	DICKINSON STATE ND
325	254	18	DOKE, RICK	31:44	ALABAMA HUNTSVILLE
326	430	37	BURGER, GREG	31:45	EMPORIA STATE KS
327	177	9	HALL, JON	31:49	GEORGETOWN COLLEGE KY
328	241	16	WIRCHANSKY, GARY	31:50	ST. THOMAS AQUINAS NY
329	240	16	SOMMERLAD, CHARLES	31:59	ST. THOMAS AQUINAS NY
330	576	0	LAGRONE, DONALD	32:04	SCHREINER COLLEGE TX
331	391	33	COSTIN, SCOTT	32:06	CARSON-NEWMAN TN
332	513	0	CRAYNE, KEVIN	32:07	JUDSON COLLEGE ILL
333	310	24	MCHAMON, NEIL	32:11	POINT LOMA CA
334	154	6	YUEN, DAVE	32:13	GENEVA COLLEGE PA
335	149	6	HARTSHORN, LORN	32:14	GENEVA COLLEGE PA
336	183	9	BIXLER, DWAYNE	32:26	GEORGETOWN COLLEGE KY
337	242	16	BART, JEFFERY	32:26	ST. THOMAS AQUINAS NY
338	112	2	BLAKE, MICHAEL	32:29	ST XAVIER ILLINOIS
339	179	9	HELLS, TIM	32:39	GEORGETOWN COLLEGE KY
340	227	14	TRAYNHAM, STEVE	32:48	USC SPARTANBURG
341	252	18	DEAL, MICHAEL	32:58	ALABAMA HUNTSVILLE
342	516	0	CLANEY, KEVIN	32:42	GREENVILLE COLLEGE ILL
343	393	33	HAYWORTH, KEITH	33:53	CARSON-NEWMAN TN
344	385	32	LUTTRELL, LINK	33:58	MISSOURI BAPTIST
345	111	2	BARTECKI, STANLEY	34:09	ST XAVIER ILLINOIS
346	250	18	CHAMBERS, TODD	39:08	ALABAMA HUNTSVILLE
347	228	14	WILKINS, STANLEY	40:52	USC SPARTANBURG

LEWIS AND CLARK COLLEGE

Track and Field Results

NAIA DISTRICT 2 TRACK AND FIELD CHAMPIONSHIPS

DATE: May 7-8, 1982

PLACE: SOSC

CONDITIONS: Cloudy, Windy, Cool

Ashland, Oregon

TEAM SCORES:	1. Willamette	151
	2. Linfield	130
	3. EOSC	109
	4. SOSC	99
	5. WOSC	66
	6. Lewis & Clark	63
	7. George Fox	51
	8. NW Nazarene	42
	9. Pacific	3

10,000 M Final

1. Don Stearns	EOSC	31:21.1
2. Kris Mueller	L	31:47.0
3. Frank Knight	WOSC	31:59.0
4. Paul Mattson	LC	32:40.9
5. Charles Hildreth	SOSC	33:50.2
6. Tom Baumgartner	EOSC	34:10.7
7. Steve Watts	EOSC	38:47.2
8. Greg Mackie	W	DQ

Discus Final

1. Martin Jaqua	L	170'6"
2. Jeff Simon	EOSC	156'10"
3. Steve Curtis	GF	144'6"
4. Steve Bitterfield	EOSC	142'11"
5. Terry Outcalt	LC	142'0"
6. Paul Brown	SOSC	141'8"
7. Nathan Whitham	GF	140'7"
8. Don Backman	W	139'11"

Long Jump Final

1. Greg Hansen	W	22' 10 3/4"
2. Mark Lipke	W	22' 2 1/4"
3. Kent Toomb	J	22'0"
4. Curt Goetsch	L	21'11 3/4"
5. Ken McGee	EOSC	21' 10 3/4"
6. Bob Quiring	WOSC	21' 5 3/4"
7. John Davenport	W	20 11 1/4"
8. Tom Ofori	W	20'9"
9. Dave Beemer	P	20'8"
10. Don Discus	NNC	19' 10 1/2"
11. Tal Jones	EOSC	DQ

3,000 M Steeplechase Final

1. Mark Holmland	W	9:35.8
2. Jim Bright	GF	9:47.6
3. Ken White	EOSC	10:01.9
4. Chris Van Cauteren	WOSC	10:10.9
5. Phil Jones	NNC	10:21.6
6. Charlie Hart	LC	10:34.8
7. Ken James	EOSC	10:40.9

Hammer Final

1. Steve Curtis	GF	159'3"
2. Martin Jaqua	L	150'4"
3. Greg Carter	L	150'3"
4. Dennis Earnshaw	LC	146'11"
5. Jeff Simon	EOSC	146'9"
6. Nolan Smith	GF	143'6"
7. Jim Tipler	EOSC	135'6"
8. Don Backman	W	131'9"
9. Glen Hill	WOSC	DQ

10,000 Meter Walk Final

1. John Kerfoot	EOSC	51:10.5
2. Brad Jacobs	LC	52:41.4
3. Charlie Hart	LC	54:59.9
4. Fred Clair	EOSC	57:43.2
5. Jeff Kilday	W	59:31.4
6. Dwight Larabee	GF	61:09.2
7. Ken White	SOSC	65:07.9
8. Bob Feasel	EOSC	65:13.1

400 Meter Relay Final

1. Eastern Oregon	42.8
2. Linfield	42.9
3. Southern Oregon	43.1
4. Willamette	43.8
5. Pacific	44.0



## NAIA District 2 Track &amp; Field Championships

May 7-8, 1982

Page 2

1500 Meter Final

1. Tim Douglas	WOSC	3:59.2
2. Mark Brown	L	4:01.7
3. David Johnson	W	4:02.6
4. Chris Wood	LC	4:03.2
5. Kelly Davis	SOSC	4:05.3
6. Ken James	EOSC	4:06.2
7. Ron Richards	NNC	4:06.9
8. Kevin O'Connor	W	4:11.4

110 M High Hurdles Final

1. Marc Gianneschi	LC	14.5
2. Mark Kelley	WOSC	14.8
3. Dave Johnson	WOSC	15.0
4. Dan Cripps	SOSC	15.5
5. John Davenport	W	15.5
6. Jim Terry	EOSC	15.7

Shot Put Final

1. Jeff Simon	EOSC	51'10 1/2"
2. Mike Pressley	LC	47'11"
3. Dave Novotney	W	47'10 1/2"
4. Kerry Fagerberg	LC	47'2"
5. Brett Dreiske	EOSC	46'11"
6. Don Backman	W	45'11"
7. Todd Goergen	W	45'11"
8. Martin Jaqua	L	45'3"
9. Steve Curtis	GF	44' 11 1/2"
10. Rick Allen	LC	43' 7 1/2"
11. Glen Hill	WOSC	40'10"

100 Meter Final

1. Terry Hendrix	SOSC	10.5
2. Tony Eddings	EOSC	10.6
3. Darryl Winston	NNC	10.7
4. Perry Handy	EOSC	10.8
5. Dave Freunds Schuh	L	11.0
6. Carlos Crutch	P	11.0
7. Ken McGee	EOSC	11.0
8. Lynn Reed	L	13.7

800 Meter Final

1. David Lewis	W	1:56.4
2. John Cole	SOSC	1:57.4
3. Andre Hajnal	W	1:58.3
4. Mike Tiedy	LC	1:58.6
5. Roger Houser	NNC	2:00.1
6. David Trotter	LC	2:01.1
7. Tim Douglas	WOSC	2:06.1

400 Meter Intermediate Hurdle Final

1. Don Hicks	W	53.9
2. Jim Terry	EOSC	54.6
3. Dan Cripps	SOSC	55.4
4. Randy Reason	L	56.2
5. Marc Gianneschi	LC	56.6
6. Doug Rauhen	L	57.5
7. John Davenport	W	58.7
8. Mark Kelley	WOSC	61.8
9. Randy Renfro	GF	61.9

Triple Jump Final

1. Don Discus	NNC	45'7"
2. Kent Toomb	L	44' 2 3/4"
3. Thomas Ofori	W	44' 11 1/4"
4. Mark Lipke	W	43' 9 3/4"
5. Lee Reed	WOSC	42' 7 1/2"
6. Tal Jones	EOSC	41' 2"
7. Nolan Smith	GF	40' 2 3/4"
8. Bill Sherrod	W	40' 0 3/4"

Javelin Final

1. Paul Brown	SOSC	205' 4"
2. Randy Hayes	L	195' 3"
3. Dave Johnson	WOSC	189' 7"
4. John Davenport	W	185' 4"
5. Jim Corr	LC	184' 7"
6. Martin Jaqua	L	182' 5"
7. John Elder	WOSC	173' 0"
8. Don Discus	NNC	159' 1"
9. Steve Mottley	P	146' 0"

High Jump

1. Bob Quirring	WOSC	6' 6"
2. Everett Jack	L	6' 6"
3. Owen James	GF	6' 4"
4. John Davenport	W	6' 4"
5. Dave Johnson	WOSC	6' 4"
6. Jesse Vipperman	EOSC	6' 2"
7. Todd Trigsted	L	6' 2"

400 Meter Final

1. Morgan Cottle	SOSC	49.9
2. Randy Drake	L	49.9
3. Greg Hansen	W	50.8
4. Pat Garrity	SOSC	50.9
5. Tom Van Winkle	GF	51.6
6. Mark Young	GF	51.7
7. Ben Inman	P	51.9
8. Kevin McCadden	EOSC	52.8
9. Vic Sears	LC	52.9

NAIA District 2 Track & Field Championships

May 7-8, 1982

Page 3

200 Meter Final

1.	Terry Hendrix	SOSC	21.6
2.	Perry Handy	EOSC	21.8
3.	Dave Freunds Schuh	L	21.9
4.	Darryl Winston	NNC	22.1
5.	Morgan Cottle	SOSC	22.3
6.	Tony Eddings	EOSC	22.4
7.	Carlos Crutch	P	22.4
8.	Martin Turner	SOSC	22.9

5000 Meter Final

1.	Don Stearns	EOSC	14:48.23
2.	Kris Mueller	L	14:58.07
3.	Mark Holmlund	W	15:19.96
4.	Rich Groenendaal	W	15:38.60
5.	Mike McCaa	L	15:43.60
6.	Tom Baumgartner	EOSC	15:48.45
7.	Kevin O'Connor	W	16:00.0
8.	Charles Hildreth	SOSC	16:09.70
9.	Rick Moore	WOSC	16:12.64
10.	Pete Baughman	LC	16:21.65

Mile Relay Final

1.	Linfield	3:24.3
2.	Southern Oregon	3:26.6
3.	Willamette	3:27.1
4.	George Fox	3:28.6
5.	Eastern Oregon	3:28.7
6.	Lewis and Clark	3:32.0
7.	Western Oregon	3:35.9

Pole Vault

1.	Greg Hansen	W	14' 8"
2.	Mark Unicume	NNC	14' 5"
3.	Kyle Tarpenning	L	14' 4"
4.	Brent Heydel	GF	14' 0"
5.	Dave Saranto	NNC	13' 4"
6.	Rich Rankin	SOSC	13' 4"
7.	Steve Yeiter	SOSC	13' 4"

DISTRICT TRACK & FIELD CHAMPIONSHIPS - WILLAMETTE - May 11 & 12, 1983 (Men)

TEAM SCORES - Willamette 185; Linfield, 142; Lewis & Clark 99; Southern Oregon, 82; Eastern Oregon, 73; Northwest Nazarene, 46; Goerge Fox, 45; Western Oregon 42, Pacific, 0.

100 METERS - Terry Hendrix, SOSC, 10.9, Greg Will, L, 11.2, Tom Mell, L&C, 11.2, Toby Ropes, L&C, 11.5, Ron Mobley, WOSC, 11.7, Derrick Mizuguchi, L&C, 11.8.

200 METERS - Terry Hendrix, SOSC, 21.8, Greg Will, L, 22.2, Tom Mell, L&C, 22.6, Brent Carbajal, L&C, 23.1, Morgan Cottle, SOSC, 23.9, Jeff Haskisson, EOSC, 23.6.

400 METERS - Jeff Johnson, WU, 48.8, Morgan Cottle, SOSC, 49.6, Tim Seivers, NNC, 49.8, Randy Coombs, L&C, 49.9, Mark Young, GF, 50.2, Brent Carbajal, L&C, 50.5.

800 METERS - John Cole, SOSC, 1:55.2, Marvin Stewart, EOSC, 1:55.6, Andre Hajnal, WU, 1:56.0, David Lewis, WU, 1:56.3, David Trotter, L&C, 1:56.4, Steve Yerger, NNC, 1:56.6.

1500 METERS - Mike Fries, L, 3:52.6, Kevin O'Connor, WU, 3:53.2, Lynn Purdue, WOSC, 3:53.7, Ken James, EOSC, 3:56, Rich Groenendaal, WU, 3:59.4, Scott Ball, GF, 4:01.0.

5000 METERS - Don Stearns, EOSC, 14:44.5, Robbie Wright, WU, 14:52.2, Mark Holmlund, WU, 15:03.7, Glen Giovannetti, L, 15:10.9, Mark Friess, L, 15:12.2, Frank Knight, WOSC, 15:13.2.

10,000 METERS - Kris Mueller, L, 30:56.6, Don Stearns, EOSC, 31:22.3, Glen Giovannetti, L, 31:29.4, Paul Mattson, L&C, 31:54.0, Frank Knight, WOSC, 32:09.9, Pat Williams, WU, 32:51.5.

110 HURDLES - Mark Gianneschi, L&C, 15.4, Dan Cripps, SOSC, 15.6, David Crume, WU, 15.7, Doug Rauen, L, 16.0, Larry Conaway, EOSC, 16.1, Mark Kelly, WOSC, 16.7.

400 HURDLES - Randy Reason, L, 54.5, Don Hicks, WU, 54.9, Dan Cripps, SOSC, 55.0, Kevin McCadden, EOSC, 57.2, Tim Clark, L&C, 57.5, Doug Rauen, L, 57.9.

STEEPLECHASE - Mark Holmlund, WU, 9:33.8, Chris VanCauteren, WOSC, 9:44.3, Steve Fisher, L&C, 9:47.4, Ken James, EOSC, 9:49.9, Scott Ball, GF, 9:50.0, Phil Jones, NNC, 9:54.5.

1 MILE - Mike Watts, GF, 207'11", Dave Scott, L, 202'1", Jim Corr, L&C, 192'6", Owen James, GF, 182'3", Don Dicus, NNC, 166'0", Kyle Tarpenning, L, 156'11".

DISCUS - Mike Watts, GF, 148'9", Dave Saranto, NNC, 143'2", Don Backman, WU, 142'6", Charles Ward, SOSC, 140'8½", Todd Goergen, WU, 136'0", Dave Novotney, WU, 134'9".

SHOTPUT - Kelly Highberger, WOSC, 50'6", Don Backman, WU, 50'5½", Dave Novotney, WU, 49'1½", Todd Goergen, WU, 48'9 3/4", Kerry Fagerberg, L&C, 48'8½", Mike Pressley, L&C, 47'8".

HAMMER - Todd Goergen, WU, 161'0", Glen Hill, WOSC, 161'0", Don Backman, WU, 159'7", Brian Caster, L, 154'11", Ron Miller, L, 146'5", Nathan Whitham, GF, 145'5".

HIGH JUMP - David Crume, WU, 6'9½", Owen James, GF, 6'7", Phil Hayes, WU, 6'6", Jon Gabriel, WU, 6'3", Brian McKinnis, SOSC, 6'3", Jeff Viperman, EOSC, 6'3".

POLE VAULT - Mark Unicorn, NNC, 15'0", Kyle Tarpenning, L, 14'6", Dave Saranto, NNC, 14'6", Brent Heydel, GF, 13'6", Tim Barr, NNC, 13'0". Jon Gabriel, WU, 13'0".

LONG JUMP - Mike Austin, L, 22'6½", David Crume, WU, 22'1", Kent Toomb, L, 21'9", Mark Lipke, WU, 21'6 3/4", K.B. Ofori, WU, 21'5 3/4", Larry Conaway, EOSC, 21'4 3/4".

TRIPLE JUMP - Brian McKinnis, SOSC, 45'7 3/4", Kent Toomb, L, 44'10", Tom Ofori, WU, 44'8", Mark Lipke, WU, 44'4½", Larry Conaway, EOSC, 43'5½", Don Dicus, NNC, 42'5 3/4".

400 RELAY - Lewis & Clark, 42:3, Linfield, 42:6, Southern Oregon, 42:9, Eastern Oregon, 43:6, George Fox, 43:7, Willamette, 43:9, Western Oregon, 44:4.

MILE RELAY - Willamette, 3:22.1, Lewis & Clark, 3:22.8, Eastern Oregon, 3:24.5, Southern Oregon, 3:25.5, Linfield, 3:26.1, George Fox, 3:35.7.



DISTRICT TRACK & FIELD CHAMPIONSHIPS - WILLAMETTE - May 11 & 12, 1983 (Men)

TEAM SCORES - Willamette 185; Linfield, 142; Lewis & Clark 99; Southern Oregon, 82; Eastern Oregon, 73; Northwest Nazarene, 46; George Fox, 45; Western Oregon 42, Pacific, 0.

100 METERS - Terry Hendrix, SOSC, 10.9, Greg Will, L, 11.2, Tom Mell, L&C, 11.2, Toby Ropes, L&C, 11.5, Ron Mobley, WOSC, 11.7, Derrick Mizuguchi, L&C, 11.8.

200 METERS - Terry Hendrix, SOSC, 21.8, Greg Will, L, 22.2, Tom Mell, L&C, 22.6, Brent Carbajal, L&C, 23.1, Morgan Cottle, SOSC, 23.9, Jeff Haskisson, EOSC, 23.6.

400 METERS - Jeff Johnson, WU, 48.8, Morgan Cottle, SOSC, 49.6, Tim Seivers, NNC, 49.8, Randy Coombs, L&C, 49.9, Mark Young, GF, 50.2, Brent Carbajal, L&C, 50.5.

800 METERS - John Cole, SOSC, 1:55.2, Marvin Stewart, EOSC, 1:55.6, Andre Hajnal, WU, 1:56.0, David Lewis, WU, 1:56.3, David Trotter, L&C, 1:56.4, Steve Yerger, NNC, 1:56.6.

1500 METERS - Mike Fries, L, 3:52.6, Kevin O'Connor, WU, 3:53.2, Lynn Purdue, WOSC, 3:53.7, Ken James, EOSC, 3:56, Rich Groenendaal, WU, 3:59.4, Scott Ball, GF, 4:01.0.

5000 METERS - Don Stearns, EOSC, 14:44.5, Robbie Wright, WU, 14:52.2, Mark Holmlund, WU, 15:03.7, Glen Giovannetti, L, 15:10.9, Mark Friess, L, 15:12.2, Frank Knight, WOSC, 15:13.2.

10,000 METERS - Kris Mueller, L, 30:56.6, Don Stearns, EOSC, 31:22.3, Glen Giovannetti, L, 31:29.4, Paul Mattson, L&C, 31:54.0, Frank Knight, WOSC, 32:09.9, Pat Williams, WU, 32:51.5.

110 HURDLES - Mark Gianneschi, L&C, 15.4, Dan Cripps, SOSC, 15.6, David Crume, WU, 15.7, Doug Rauen, L, 16.0, Larry Conaway, EOSC, 16.1, Mark Kelly, WOSC, 16.7.

400 HURDLES - Randy Reason, L, 54.5, Don Hicks, WU, 54.9, Dan Cripps, SOSC, 55.0, Kevin McCadden, EOSC, 57.2, Tim Clark, L&C, 57.5, Doug Rauen, L, 57.9.

STEEPLECHASE - Mark Holmlund, WU, 9:33.8, Chris VanCauteren, WOSC, 9:44.3, Steve Fisher, L&C, 9:47.4, Ken James, EOSC, 9:49.9, Scott Ball, GF, 9:50.0, Phil Jones, NNC, 9:54.5.

400 METERS - Mike Watts, GF, 207'11", Dave Scott, L, 202'1", Jim Corr, L&C, 192'6", Owen James, GF, 182'3", Don Dicus, NNC, 166'0", Kyle Tarpenning, L, 156'11".

DISCUS - Mike Watts, GF, 148'9", Dave Saranto, NNC, 143'2", Don Backman, WU, 142'6", Charles Ward, SOSC, 140'8½", Todd Goergen, WU, 136'0", Dave Novotney, WU, 134'9".

SHOTPUT - Kelly Highberger, WOSC, 50'6", Don Backman, WU, 50'5½", Dave Novotney, WU, 49'1¼", Todd Goergen, WU, 48'9 3/4", Kerry Fagerberg, L&C, 48'8½", Mike Pressley, L&C, 47'8".

HAMMER - Todd Goergen, WU, 161'0", Glen Hill, WOSC, 161'0", Don Backman, WU, 159'7", Brian Caster, L, 154'11", Ron Miller, L, 146'5", Nathan Whitham, GF, 145'5".

HIGH JUMP - David Crume, WU, 6'9½", Owen James, GF, 6'7", Phil Hayes, WU, 6'6", Jon Gabriel, WU, 6'3", Brian McKinnis, SOSC, 6'3", Jeff Vipperman, EOSC, 6'3".

POLE VAULT - Mark Unicume, NNC, 15'0", Kyle Tarpenning, L, 14'6", Dave Saranto, NNC, 14'6", Brent Heydel, GF, 13'6", Tim Barr, NNC, 13'0". Jon Gabriel, WU, 13'0".

LONG JUMP - Mike Austin, L, 22'6½", David Crume, WU, 22'1", Kent Toomb, L, 21'9", Mark Lipke, WU, 21'6 3/4", K.B. Ofori, WU, 21'5 3/4", Larry Conaway, EOSC, 21'4 3/4".

TRIPLE JUMP - Brian McKinnis, SOSC, 45'7 3/4", Kent Toomb, L, 44'10", Tom Ofori, WU, 44'8", Mark Lipke, WU, 44'4½", Larry Conaway, EOSC, 43'5½", Don Dicus, NNC, 42'5 3/4".

400 RELAY - Lewis & Clark, 42:3, Linfield, 42:6, Southern Oregon, 42:9, Eastern Oregon, 43:6, George Fox, 43:7, Willamette, 43:9, Western Oregon, 44:4.

MILE RELAY - Willamette, 3:22.1, Lewis & Clark, 3:22.8, Eastern Oregon, 3:24.5, Southern Oregon, 3:25.5, Linfield, 3:26.1, George Fox, 3:35.7.

DISTRICT TRACK & FIELD CHAMPIONSHIPS - WILLAMETTE - May 11 & 12, 1983 ( Women )

TEAM SCORES - Willamette, 113; University of Portland, 100; Northwest Nazarene, 97; George Fox, 74; Western Oregon, 59; Linfield, 50; Lewis & Clark, 39; Western Baptist, 28; Southern Oregon, 24; Eastern Oregon, 16; Pacific, 14.

100 METERS - Antonette Blythe, NNC, 12.5, Lisa Pitts, GF, 13.0, Tammy Moland, WU, 13.0, Jessica Slavich, WU, 13.3, Nancy Newmarnik, UP, 13.4, Cathy Seuell, WOSC, 13.6.

200 METERS - Jessica Slavich, WU, 26.4, Lisa Pitts, GF, 26.4, Robin Johnson, NNC, 26.6, Tammy Moland, WU, 26.7, Kelly Wosepka, UP, 26.7, Nancy Newmarnik, UP, 27.1.

400 METERS - Kelly Wosepka, UP, 58.7, Robin Johnson, NNC, 60.1, Valerie Hurliman, GF, 60.4, Karin Sandberg, WOSC, 61.8, Jodi Peters, GF, 62.7, Spring Alexander, WU, 64.0.

800 METERS - Gayle Roth, WU, 2:17.2, Michelle Wentzel, WOSC, 2:18.3, Margie Morris, WU, 2:19.7, Kay Mattson, GF, 2:20.2, Donnie Kraemer, UP, 2:20.8, Lori Morgan, UP, 2:21.3.

1500 METERS - Lori Morgan, UP, 4:43.1, Anne O'Leary, EOSC, 4:48.8, Janet VanFleet, UP, 4:52.0, Kathy O'Connell, UP, 4:53.8, Kara Crisifulli, WU, 4:56.3, Cathy Hanss, L&C, 4:58.6

5000 METERS - Bridget Cooke, WOSC, 17:28.6, Janet VanFleet, UP, 18:15.0, Nadine Price, L, 18:37.3, Kathy O'Connell, UP, 18:45.2, Sabra Soulia, SOSC, 19:09.8, Wendy Weidkamp, L&C, 20:18.3.

10,000 METERS - Kathy Keller, UP, 37:45.0, Sabra Soulin, SOSC, 37:50.2, Suzanne Tovrea, L, 39:24.9, Roxy Cate, GF, 45:04.1.

110 HURDLES - Carol Marchand, WOSC, 16.1, Cindy Fulks, WB, 16.2, Michelle McArthur, L&C, 16.3, Cynthia Hoekstra, WU, 16.3, Leanne Holliman, UP, 16.5, Debbie Hirons, WOSC, 17.3.

400 HURDLES - Cindy Fulks, WB, 64.6, Michelle McArthur, L&C, 69.2, Karyn Bignell, NNC, 70.3, Cynthia Hoekstra, WU, 70.8, Leanne Holliman, UP, 72.2, Carolyn Marchand, WOSC, 77.8.

700 METERS - Bridget Cooke, WOSC, 9:57.5, Anne O'Leary, EOSC, 10:15.6, Janet VanFleet, L, 10:19.4, Kara Crisifulli, WU, 10:30.6, Nadine Price, L, 10:33.6, Kathy O'Connell, UP, 10:35.7.

JAVELIN - Kathy Sanders, L, 134'5", Regina Norris, P, 133'10", Esme Jensen, L&C, 132'5", DeAnne Hogue, L, 121'6", Bobbi Page, SOSC, 119'6", Barbara Day, NNC, 110'10".

DISCUS - Paula Wittenburg, GF, 138'5", Theresa Church, WU, 121'2", Sandra Early, NNC, 118'5", Molly Corrigan, UP, 117'6", Diane Dukeshire, SOSC, 117'5", Francis, McDonald, UP, 115'0".

SHOTPUT - Diane Dukeshire, SOSC, 42'7½", Sandra Early, NNC, 41'11", Molly Corrigan, UP, 39'7½", Theresa Church, WU, 36'11", Sheryl Ward, WOSC, 36'9", Jennifer Jacobi, WU, 36'8½".

HIGH JUMP - Melody Groeneveld, GF, 5'3 ¼" Karyn Bignell, NNC, 5'2", Kim Trinidad, WU, 5'1", Julie Leslie, UP, 5'0", Gayle Roth, WU, 4'10".

LONG JUMP - Cindy Fulks, WB, 18'2 ¾", Antonette Blythe, NNC, 17'11 ¾", Susy Chaffee, P, 17'4½", Julie Leslie, UP, 17'2", Mary Robinson, WU, 16'9", Esme Jensen, L&C, 15'8½".

400 RELAY - Northwest Nazarene, 49.1, Willamette, 49.9, George Fox, 50.9, Western Oregon, 51.7, U. of Portland, 52.0, Lewis & Clark, 53.4.

MILE RELAY - U. of Portland, 4:07.0, George Fox, 4:07.5, Willamette, 4:11.0, Western Oregon, 4:12.3, Lewis & Clark, 4:15.2, Northwest Nazarene, 4:22.8.

2 MILE - Willamette, 10:05.7

880 MEDLEY RELAY - Northwest Nazarene, 1:51.2, George Fox, 1:52.4, Willamette 2:01.6.

# MEN'S TRACK AND FIELD RESULTS

## 29th District 2 Track and Field Championship

May 13-14, 1983

at Salem, Oregon

\*\*\*\*\*

<u>TEAM SCORES:</u>	1. Willamette (WU)	185
	2. Linfield (L)	142
	3. Lewis & Clark (LC)	99
	4. Southern Oregon (SOSC)	82
	5. Eastern Oregon (EOSC)	73
	6. Northwest Nazarene (NNC)	46
	7. George Fox (GF)	45
	8. Western Oregon (WOSC)	42
	9. Pacific (P)	0

### Discus

1. Mike Watts	GF	148'9"
2. Dave Saranto	NNC	143'2 1/4"
3. Don Backman	WU	142'6"
4. Charles Ward	SOSC	140'8 1/4"
5. Todd Goergen	WU	136'0"
6. Dave Novotney	WU	134'9"
7. Brian Caster	L	133'6"
8. Jerd Soares	L	133'4"
9. Nathan Whitnam	GF	122'4"
10. Don Hoston	EOSC	118'3"
11. Terry Outcalt	LC	118'2"
12. Greg Hill	WOSC	112'10"

### Long Jump

1. Mike Austin	L	22'6 1/4"
2. David Crume	WU	22'1"
3. Kent Toomb	L	21'9"
4. Mike Lipke	WU	21'6 3/4"
5. K.B. Oforo	WU	21'5 3/4"
6. Larry Conaway	EOSC	21'4 3/4"
7. Ron Mobley	WOSC	21'2 1/4"
8. Steve Graham	GF	21'1"
9. Brian McKinnis	SOSC	20'2"
10. Ken McGee	EOSC	19'6 1/4"

### Hammer

1. Todd Goergen	WU	161'11"
2. Glen Hill	WOSC	161'0"
3. Don Backman	WU	159'7"
4. Brian Caster	L	154'11"
5. Ron Miller	L	146'5"
6. Nathan Whitham	GF	145'5"

### High Jump

1. David Crume	WU	6'9 1/4"
2. Owen James	GF	6'7"

### High Jump

3. Phil Hayes	WU	6'5"
4. John Gabriel	WU	6'3"
5. Brian McKinnis	SOSC	6'3"
6. Jeff Viperman	EOSC	6'3"

### 10,000m Run

1. Kris Mueller	L	30:56.6
2. Don Stearns	EOSC	31:22.3
3. Glen Giovanetti	L	31:29.4
4. Paul Mattson	LC	31:54.0
5. Frank Knight	WOSC	32:09.9
6. Pat Williams	WU	32:51.5
7. Paul Yunker	WU	33:19.4
8. Jon Aday	GF	33:44.4
9. Mark Young	NNC	33:46.7

### Steeplechase

1. Mark Holmund	WU	9:33.8
2. Chris VanCauteren	WOSC	9:44.3
3. Steve Fisher	LC	9:47.4
4. Ken James	EOSC	9:49.9
5. Scott Ball	GF	9:50.0
6. Phil Jones	NNC	9:54.5

### Shot Put

1. Kelly Highberger	WOSC	50'6"
2. Don Backman	WU	50'5 1/4"
3. Dave Novotney	WU	49'1 1/4"
4. Todd Goergen	WU	48'9 3/4"
5. Kerry Fagerberg	LC	48'8 1/2"
6. Mike Pressley	LC	47'8"

### 10,000m Walk

1. Fred Clair	EOSC	53:49.9
2. Charlie Hart	LC	54:38.2



(Continued)

### 10,000m Walk

3. Bob Feasel	EOSC	59:55.9
4. Jeff Kilday	WU	61:25.2
5. Kirk Reynolds	LC	62:26.1
6. Mark Young	NNC	63:03.2

### 400m Relay

1. Lewis & Clark	42.3
2. Linfield	42.6
3. Southern Oregon	42.9
4. Eastern Oregon	43.6
5. George Fox	43.7
6. Willamette	43.9
7. Western Oregon	44.4

### 1500m Run

1. Mike Friess	L	3:52.6
2. Kevin O'Connor	WU	3:53.2
3. Lynn Purdue	WOSC	3:53.7
4. Ken James	EOSC	3:56
5. Groenendaal	WU	3:59.4
6. Scott Ball	GF	4:01.0
7. Tom Geiger	LC	4:09.8
8. Tim Brewer	NNC	4:14.3

### High Hurdles

1. Marc Gianneschi	LC	15.4
2. Dan Cripps	SOSC	15.6
3. David Crume	WU	15.7
4. Doug Rauer	L	16.0
5. Larry Conaway	EOSC	16.1
6. Mark Kelly	WOSC	16.7
7. Keith Wigley	GF	17.2

### 400m Dash

1. Jeff Johnson	WU	48.8
2. Morgan Cottle	SOSC	49.6
3. Tim Seivers	NNC	49.8
4. Randy Coombs	LC	49.9
5. Mark Young	GF	50.2
6. Brent Carbajal	LC	50.5
7. Vic Sears	LC	50.6
8. Rich Sears	LC	50.9

### Triple Jump

1. Brian McKinnis	SOSC	45'7 3/4"
2. Kent Toomb	L	44'10"
3. Tom Ofori	WU	44'8"
4. Mike Lipke	WU	44'4 1/2"
5. Larry Conaway	EOSC	43'5 1/2"
6. Don Dicus	NNC	42'5 3/4"
7. Lee Reed	WOSC	42'4"
8. Dave Beemer	P	41'8 3/4"
9. Jeff Bowman	L	40'11 1/2"
10. Keith Wigley	GF	

### Pole Vault

1. Mark Unicume	NNC	15'0"
-----------------	-----	-------

### Pole Vault

2. Kyle Tarpenning	L	14'6"
3. Dave Saranto	NNC	14'6"
4. Brent Heydel	GF	13'6"
5. Tim Barr	NNC	13'0"
6. Jon Gabriel	WU	13'0"

### 100m Dash

1. Terry Hendrix	SOSC	10.9
2. Greg Will	L	11.2
3. Tom Mell	LC	11.2
4. Toby Ropes	LC	11.5
5. Ron Mobley	WOSC	11.7
6. Derrick Mizuguchi	LC	11.8

### 800m Run

1. John Cole	SOSC	1:55.2
2. Marvin Stewart	EOSC	1:55.6
3. Andre Hajnal	WU	1:56.0
4. David Lewis	WU	1:56.3
5. David Trotter	LC	1:56.4
6. Steve Yerger	NNC	1:56.6

### 400m Hurdles

1. Randy Reason	L	54.5
2. Don Hicks	WU	54.9
3. Dan Cripps	SOSC	55.0
4. Kevin McCadden	EOSC	57.2
5. Tim Clark	LC	57.5
6. Doug Rauen	L	57.9

### Javelin Throw

1. Mike Watts	GF	207'11"
2. Dave Scott	L	202'1"
3. Jim Corr	LC	192'6"
4. Owen James	GF	182'3"
5. Don Dicus	NNC	166'0"
6. Kyle Tarpenning	L	156'11"

### 200m Dash

1. Terry Hendix	SOSC	21.8
2. Greg Will	L	22.2
3. Tom Mell	LC	22.6
4. Brent Carbajal	LC	23.0
5. Morgan Cottle	SOSC	23.0
6. Jeff Hoskisson	EOSC	23.6

### 5000m Run

1. Don Stearns	EOSC	14:44.5
2. Robbie Wright	WU	14:52.2
3. Mark Holmlund	WU	15:03.7
4. Glen Giovanetti	L	15:10.9
5. Mark Friess	L	15:12.2
6. Frank Knight	WOSC	15:13.2

### 1600m Relay

1. Willamette	3:22.1
---------------	--------

District 2 Championships  
(Continued)

1600m Relay

2. Lewis & Clark	3:22.8
3. Eastern Oregon	3:24.5
4. Southern Oregon	3:25.5
5. Linfield	3:26.1
6. George Fox	3:35.7

# WOMEN'S TRACK AND FIELD RESULTS

## 29th District 2 Track and Field Championships

May 13-14, 1983

at Salem, Oregon

\*\*\*\*\*

<u>TEAM SCORES:</u>	1. Willamette(WU)	113
	2. University of Portland(UP)	100
	3. Northwest Nazarene(NNC)	97
	4. George Fox(GF)	74
	5. Western Oregon(WOSC)	59
	6. Linfield(L)	50
	7. Lewis & Clark(LC)	39
	8. Western Baptist(WB)	28
	9. Southern Oregon(SOSC)	24
	10. Eastern Oregon	16
	11. Pacific(P)	14

### Discus

1. Paula Wittenburg	GF	138'5"
2. Theresa Church	WU	121'2"
3. Sandra Early	NNC	118'5"
4. Molly Corrigan	UP	117'6"
5. Diane Dukeshire	SOSC	117'5"
6. Francis McDonald	UP	115'0"

### Long Jump

1. Cindy Fulks	WB	18'2 3/4"
2. Antonette Blythe	NNC	17'11 3/4"
3. Susy Chaffee	P	17'4 1/4"
4. Julie Leslie	UP	17'2"
5. Mary Robinson	WU	16'9"
6. Esme Jensen	LC	15'8 1/4"
7. Melody Groenveld	GF	15'7 3/4"
8. Carol Marchand	WOSC	15'5 3/4"

### 4 x 800m Relay

1. Willamette	10:05.7
---------------	---------

### 3,000m Run

1. Bridget Cooke	WOSC	9:57.5
2. Anne O'Leary	EOSC	10:15.6
3. Janet VanFleet	UP	10:19.4
4. Kara Crisifulli	UP	10:30.6
5. Nadine Price	L	10:33.6
6. Kathy O'Connell	UP	10:35.7

### 10,000m Run

1. Kathy Keller	UP	37:45.0
2. Sabra Soulin	SOSC	37:50.2
3. Suzanne Tovrea	L	39:24.9
4. Roxy Cate	GF	45:04.1

### 800 Medley Relay

1. Northwest Nazarene	1:51.2
-----------------------	--------

### 800 Medley Relay

2. George Fox	1:52.4
3. Willamette	2:01.6

### 400m Relay

1. Northwest Nazarene	49.1
2. Willamette	49.9
3. George Fox	50.9
4. Western Oregon	51.7
5. University of Portland	52.0
6. Lewis & Clark	53.4

### Shot Put

1. Diane Dukeshire	SOSC	42'7 1/2"
2. Molly Corrigan	UP	39'7 1/2"
3. Sheryl Ward	WOSC	36'9"
4. Sandy McCartt	WOSC	36'2"

### Javelin

1. Kathy Sanders	L	134'5"
2. Regina Norris	P	133'10"
3. Esme Jensen	LC	132'5"
4. DeAnne Hogue	L	121'6"
5. Bobbi Page	SOSC	119'6"
6. Barbara Day	NNC	110'10"

### 1500m Run

1. Lori Morgan	UP	4:43.1
2. Anne O'Leary	EOSC	4:48.8
3. Janet Van Fleet	UP	4:52.0
4. Kathy O'Connell	UP	4:53.8
5. Kara Crisifulli	WU	4:56.3
6. Cathy Hanss	LC	4:58.6
7. Julie Righardson	EOSC	5:01.5
8. Tammy Jarolimek	WOSC	NT



# District 2 Championships

## Women

(Continued)

### High Hurdles

1. Carol Marchand	WOSC	16.1
2. Cindy Fulks	WB	16.2
3. Michelle McArthur	LC	16.3
4. Cynthia Hoekstra	WU	16.3
5. Leanne Holliman	UP	16.5
6. Debbie Hiron	WOSC	17.3
7. Karyn Bignell	NNC	17.6
8. Leslie VanDeusen	WU	17.7

### 100m Dash

1. Antonette Blythe	NNC	12.5
2. Lisa Pitts	GF	13.0
3. Tammy Moland	WU	13.0
4. Jessica Slavich	WU	13.3
5. Nancy Newmarik	UP	13.4
6. Cathy Seuell	WOSC	13.6
7. Kim Klein	WU	13.6

### 400m Dash

1. Kelly Wosepka	UP	58.7
2. Robin Johnson	NNC	60.1
3. Valerie Hurliman	GF	60.4
4. Karin Sandberg	WOSC	61.85
5. Jodi Peters	GF	62.7
6. Spring Alexander	WU	64.0

### High Jump

1. Melody Groenveld	GF	5'3 3/4"
2. Karyn Bignell	NNC	5'2"
3. Kim Trinidad	WU	5'1"
4. Esme Jensen	LC	5'1"
5. Julie Leslie	UP	5'0"
6. Gayle Roth	WU	4'10"

### 800m Run

1. Gayle Roth	WU	2:17.2
2. Michelle Wentzel	WOSC	2:18.3
3. Margie Morris	WU	2:19.7
4. Kay Mattson	GF	2:20.2
5. Donnie Kraemer	UP	2:20.8
6. Lori Morgan	UP	2:21.3

### 400m Hurdles

1. Cindy Fulks	WB	1:04.6
2. Michelle McArthur	LC	1:09.2
3. Karyn Bignell	NNC	1:10.3
4. Cynthia Hoekstra	WU	1:10.8
5. Leanne Holliman	UP	1:12.2
6. Carolyn Marchand	WOSC	1:17.8

### 200m Dash

1. Jessica Slavich	WU	26.4
2. Lisa Pitts	GF	26.4

### 200m Dash

3. Robin Johnson	NNC	26.6
4. Tammy Moland	WU	26.7
5. Kelly Wosepka	UP	26.7
6. Nancy Newmarik	UP	27.1

### 5000m Run

1. Bridget Cooke	WOSC	17:28.6
2. Janet VanFleet	UP	18:15.0
3. Nadine Price	L	18:37.3
4. Kathy O'Connell	UP	18:45.2
5. Sabra Soulia	SOSC	19:09.8
6. Wendy Weidkamp	LC	20:18.3

### 1600m Relay

1. University of Portland	4:07.0
2. George Fox	4:07.5
3. Willamette	4:11.0
4. Western Oregon	4:12.3
5. Lewis & Clark	4:15.2
6. Northwest Nazarene	4:22.8

1983

MEN'S N.A.I.A. DISTRICT II CHAMPIONSHIPS

	Marathon	Decathlon	10,000 m	Discus	Long Jump	Hammer	High Jump	3000 Steeple chase	Shot put	10,000 walk	4x100 relay	1500m	High Hurdles	400 m	Triple Jump	100 m	800 m	Pole Vault	Javelin	400 IH	200 m	500 m	Mile relay	Total
Eastern Oregon	0	1	8	0	1	0	1	4	0	16	4	4	2	0	2	0	8	0	0	4	1	10	6	700
George Fox	0	0	0	10	0	1	8	2	0	0	2	1	0	2	0	0	0	4	14	0	0	0	1	41
Lewis & Clark	8	4	4	0	0	0	0	6	3	16	10	0	10	5	0	11	2	0	6	2	10	0	8	900
Linfield	16	6	16	0	16	6	0	0	0	0	9	10	4	0	8	8	0	8	9	11	8	6	2	14
Northwest Nazarene	0	8	8	8	16	16	16	17	17	18	18	18	18	24	25	25	26	44	46	46	46	46	41	41
Pacific	0	0	0	0	0	0	0	0	0	0	0	0	0	0	0	0	0	0	0	0	0	0	0	0
Southern Oregon	2	0	0	4	0	0	2	0	0	0	6	0	8	8	10	10	10	0	0	6	12	0	4	8
Western Oregon	4	0	2	0	0	8	0	8	10	0	0	6	1	0	0	2	0	0	0	0	0	1	0	41
Willamette	1	13	1	9	14	16	20	10	14	4	1	10	6	10	10	0	10	1	0	8	0	14	18	18

## 29th ANNUAL

## DISTRICT 2 TRACK AND FIELD CHAMPIONSHIP FINAL RESULTS

1983

## WOMEN AND MEN

## WOMEN DISCUS FINAL 1

PLACE	COMPETITION	SCHOOL	PERFORMANCE
1	Paula Wittenburg	GF	138' 5"
2	Theresa Church	WU	121' 2"
3	Sandra Early	NNC	118' 5"
4	Molly Corrigan	UP	117' 6"
5	Diane Dukeshire	SOSC	117' 5"
6	Francis McDonald	UP	115' 0"

## WOMEN LONG JUMP

PLACE	COMPETITION	SCHOOL	PERFORMANCE
1	Cindy Fulks	WB	18' 2 3/4"
2	Antonette Blythe	NNC	17' 11 3/4"
3	Susy Chaffee	P	17' 4 1/4"
4	Julie Leslie	UP	17' 2"
5	Mary Robinson	WU	16' 9"
6	Esme Jensen	L&C	15' 8 1/4"
7	Melody Groenveld	GF	15' 7 3/4"
8	Carol Marchand	WOSC	15' 5 3/4"

## WOMEN 4X 800 RELAY

Willamette  
Alexander, Rose, Jones, and Robinson

TIME

10:05.7

## WOMEN 3,000 Meters

Place	COMPETITION	SCHOOL	PERFORMANCE
1	Bridget Cooke	WOSC	9:57.5
2	Anne O'Leary	EOSC	10:15.6
3	Janet VanFleet	UP	10:19.4
4	Kara Crisifulli	UP	10:30.6
5	Nadine Price	L	10:33.6
6	Kathy O'Connell	UP	10:35.7

## WOMEN 10,000 METERS

Place	COMPETITION	SCHOOL	PERFORMANCE
1	Kathy Keller	UP	37:45.0
2	Sabra Soulin	SOSC	37:50.2
3	Suzanne Tovrea	L	39:24.9
4	Roxy Cate	GF	45:04.1



WOMEN 800 MEDLEY RELAY

PLACE	SCHOOL	CO	TIME
1	Northwest Nazarene		1:51.2
	Blythe, Worth, Galloway, Johnson		
2	George Fox		1:52.4
	Still, Hurliman, Mattson, Pitts		
3	Willamette Univ.		2:01.6
	Hoekstra, Klien, Robinson, Alexander		

MEN DISCUS

1) Mike Watts, GF, 148'9" 2) Dave Saranto, NNC, 143'2 $\frac{1}{4}$ " 4) Charles Ward, SOSC, 140'8 $\frac{1}{2}$ "  
 3) Don Backman, WU, 142'6", 5) Todd Goergen, WU, 136'0", 6) Dave Novotney, WU, 134'9",  
 7) Brian Caster, L, 133'6", 8) Jerd Soares, L, 133'4", 9) Nathan Whitham, GF, 122'4",  
 10) Don Hoston, EOSC, 118'3", 11) Terry Outcalt, L&C, 118'2", 12) Greg Hill, WOSC, 112'10"

MEN LONG JUMP

1) Mike Austin, L, 22'6 $\frac{1}{4}$ " 2) David Crume, WU, 22'1" 3) Kent Toomb, L, 21'(",  
 4) Mike Lipke, WU, 21'6 3/4", 5) K.B. Oforo, WU, 21'5 3/4", 6) Larry Conaway, EOSC,  
 21'4 3/4", 7) Ron Mobley, WOSC, 21'2 $\frac{1}{4}$ ", 8) Steve Graham, GF, 21'1",  
 9) Brian McKinnis, SOSC, 20'2", 10) Ken McGee, EOSC, 19'6 $\frac{1}{4}$ ".

MEN HAMMER

1) Todd Goergen, WU, 161'11", 2) Glen Hill, WOSC, 161'0", 3) Don Backman, WU, 159'7"  
 4) Brian Caster, L, 154'11", 5) Ron Miller, L, 146'5", 6) Nathan Whitham, GF, 145'5"

MEN HIGH JUMP

1) David Crume, WU, 6'9 $\frac{1}{4}$ " 2) Owen James, GF, 6'7", 3) Phil Hayes, WU, 6'5"  
 4) John Gabriel, WU, 6'3", 5) Brian McKinnis, SOSC, 6'3". 6) Jeff Vipperman, EOSC, 6'3"

MEN 10,000 Meters

1) Kris Mueller, L, 30:56.6, 2) Don Stearns, EOSC, #:22.3, 3) Glen Giovanetti, L, 31:29.4  
 4) Paul Mattson, L&C, 31:54.0, 5) Frank Knight, WOSC, 32:09.9.  
 6) Pat Williams, WU, 32:51.5, 7) Paul Yunker, WU, 33:19.4, 8) Jon Aday, GF, 33:44.4  
 9) Mark Young, NNC, 33:46.7.

MEN STEEPLECHASE

1) Mark Holmund, WU, 9:33.8, 2) Chris VanCauteren, WOSC, 9:44.3  
 3) Steve Fisher, L&C, 9:47.4, 4) Ken James, EOSC, 9:49.9, 5) Scott Ball, GF, 9:50.0  
 6) Phil Jones, NNC, 9:54.5

MEN SHOT PUT

- 1) Kelly Highberger, WOSC, 50'6", 2) Don Backman, WU, 50'5½", 3) Dave Novotney, WU, 49'1¼"
- 4) Todd Goergen, WU, 48'9 3/4", 5) Kerry Fagerberg, L&C, 48'8½",
- 6) Mike Pressley, L&C, 47'8"

MEN'S 10,000 METER WALK

- 1) Fred Clair, EOSC, 53:49.9, 2) Charlie Hart, L&C, 54:38.2, 3) Bob Feasel, EOSC, 59:55.9
- 4) Jeff Kilday, WU, 61:25.2, 5) Kirk Reynolds, L&C, 62:26.1, 6) Mark Young, NNC, 63:03.2

MEN 400 RELAY

- 1) Lewis & Clark, Harry Mamizuka, Randy Coombs, Brent Carbajal, TomcMell, 42:3
  - 2) Linfield, Mike Austin, Kyle Tarpenning, Greg Will, Jeff Bowman, 42:6
  - 3) Southern Oregon, Martin Turner, John Maussardt, Morgan Cottle, 42:9
  - 4) Eastern Oregon, Jeff Hoskisson, Kevin McCadden, Larry Conaway, Martin Stearns 43:6
  - 5) George Fox, Steve Byers, Mark Young, Jim Moody, Owen James, 43:7
  - 6) Willamette, Jeb Smythe, Don Hicks, Mark Lipke, Sid Elliot, 43:9
  - 7) Western Oregon, Ron Mobley, Mark Kelley, Jide Akanbi, Jon Goodman, 44:4
- 

WOMEN 400 RELAY

- 1) Northwest Nazarene, Shana Galloway, Lorry Wirth, Robin Johnson, Antonett Blythe 49:1
- 2) Willamette, Jessica Slavich, Tammy Moland, Kim Klein, Linda Robinson 49:9
- 3) George Fox, Joyce Still, Key Mattson, Valerie Hurliman, Lisa Pitts, 50:9
- 4) Western Oregon, Debbie Hirons, Catherine Seuell, Michelle Wentzel, Karin Sandberg 51:7
- 5) Univ. of Portland, Nancy Newmarnik, Leann Holliman, Julie Leslie, 52:0
- 6) Lewis & Clark, Michelle McArthur, Stephanie Davis, Carrie Keene, Esme Jensen 53:4

WOMEN SHOT PUT

- 1) Diane Dukeshire, SOSC, 42'7½", 2) Sandra Early, NNC, 41'11",
- 3) Molly Corrigan, UP, 39'7½", 4) Theresa Church, WU, 36'11",
- 5) Sheryl Ward, WOSC, 36'9", 6) Jennifer Jacoby, WU, 36'8½",
- 7) Sandy McCartt, WOSC, 36'2", 8) Paula Wittenburg, GF, 36'2"

WOMEN JAVELIN

- 1) Kathy Sanders, L, 134'5", 2) Regina Norris, P, 133'10", 3) Esme Jensen, L&C, 132'5",
- 4) DeAnne Hogue, L, 121'6", 5) Bobbi Page, SOSC, 119'6", 6) Barbara Day, NNC, 110'10"

WOMEN 1500 METERS

- 1) Lori Morgan, UP, 4:43.1, 2) Anne O'Leary, EOSC, 4:48.8, 3) Janet Van Fleet, UP, 4:52.0
- 4) Kathy O'Connell, UP, 4:53.8, 5) Kara Crisifulli, WU, 4:56.3 6) Cathy Hanss, L&C 4:58.6
- 7) Julie Righardson, EOSC, 5:01.5 8) Tammy Jarolimek, WOSC, NT

MEN 1500 METERS

- Mike Friess, L, 3:52.6, 2) Kevin O'Connor, WU, 3:53.2, 3) Lynn Purdue, WOSC, 3:53.7
- 4) Ken James, EOSC 3:56, Groenendaal, WU, 3:59.4, 6) Scott Ball, GF, 4:01.0
- 7) Tim Beiger, L&C, 4:09.8, 8) Tim Brewer, NNC, 4:14.3

WOMEN HIGH HURDLES

- 1) Carol Marchand, WOSC, 16.1, 2) Cindy Fulks, WB, 16.2, 3) Michelle McArthur, L&C, 16.3,
- 4) Cynthia, Hoekstra, WU, 16.3, 5) Leanne Holliman, UP, 16.5, 6) Debbie, Hirons, WOSC, 17.3
- 7) Karyn Bignell, NNC, 17.6, 8) Leslie VanDeusen, WU, 17.7..

PAGE 5

MEN400 HURDLES

- 1) Randy Reason, L 54.5, 2) Don Hicks, WU, 54.9, 3) Dan Cripps, SOSC, 55.0
- 4) Kevin McCadden, EOSC, 57.2, 5) Tim Clark, L&C, 57.5, 6) Doug Rauen, L, 57.9

MEN JAVELIN

- 1) Mike Watts, GF, 207'11", 2) Dave Scott, L, 202'1", 3) Jim Coor, L&C, 192'6"
- 4) Owen James, GF, 182'3", 5) Don Dicus, NNC, 166'0", 6) Kyle Tarpenning, L, 156'11"

MEN2000 METERS

- 1) Terry Hendix, SOSC, 21.8, 2) Greg Will, L, 22.2, 3) Tom Mell, L&C, 22.6
- 4) Brent Carbajal, L&C, 23.0, 5) Morgan Cottle, SOSC, 23.0, 6) Jeff Hoskisson, EOSC, 23.6.

WOMEN 200 METERS

- 1) Jessica Slavich, WU, 26.4, 2) Lisa Pitts, GF, 26.4, 3) RobinsJohnson, NNC, 26.6,
- 4) Tammy Moland, WU, 26.7, 5) Kelly Wosepka, UP, 26.7, 6) Nancy Newmarnik, UP, 27.1

WOMEN 5000 METERS

- 1) Bridget Cooke, WOSC, 17:28.6, 2) Janet VanFleet, UP, 18:15.0, 3) Nadine Price, L, 18:37.3
- 4) Kathy O'Connell, UP, 18:45.2, 5) Sabra Soulia, SOSC, 19:09.8,
- 6) Wendy Weidkamp, L&C, 20:18.3.

MEN 5000 METERS

- 1) Don Stearns, EOSC, 14:44.5, 2) Robbie Wright, WU, 14:52.2,
- 3) Mark Holmlund, WU, 15:03.7, 4) Glen Giovannetti, L, 15:10.9
- 5) Mark Friess, Lin., 15:12.2, 6) Frank Knight, WOSC, 15:13.2.

WOMEN 1600 METERS RELAY

- 1) Univ. of Portland, Nancy Newmarnik, Lori Morgan, Kelly Wosepka, Donna Kraemer, 4:07.0
- 2) George Fox, Lisa Pitts, Jodi Peters, Valerie Hurliman, Key Mattson, 4:07.5
- 3) Willamette, Cathy Jones, Jessica Slavich, Margie Morris, Kim Klein, 4:11.0
- 4) Western Oregon, Karin Sandberg, Debbie Hiron, Catherine Seuell, Michelle Wentzel 4:12.3
- 5) Lewis and Clark, Esme Jensen, Michelle McArthur, Stephanie Davis, Cathy Hanss, 4:15.2
- 6) Northwest Nazarene, Price, Shana Galloway, Lorry Wirth, Robin Johnson 4:22.8.

MEN 1600 METERS RELAY

- 1) Willamette, 3:22.1, 2) Lewis & Clark, 3:22.8, 3) Eastern Oregon, 3:24.5
- 4) Southern Oreon, 3:25.5, 5) Linfield, 3:26.1
- 6) George Fox, 3:35.7.



# WOMEN'S

	Marathon	Heptathlon	4x800 relay	3000 m	Discus	Long Jump	10,000	800 m	4x100 relay	1500 m	Javelin	Shot put	High Hurdles	400 m.	100 m	800 m.	High Jump	400 Hurdles	200 m	5000 m	Mile relay	Total
Eastern Oregon	0	0	0	8	0	0	0	0	0	0	0	0	0	0	0	0	0	0	0	0	0	16
George Fox	0	0	0	0	10	0	0	0	0	0	0	0	0	0	0	0	0	0	0	0	0	74
Lewis & Clark	0	10	0	0	0	1	0	1	1	1	0	0	0	0	0	0	0	0	0	0	1	39
Linfield	22	0	0	2	0	6	6	0	0	0	14	0	0	0	0	0	0	0	0	0	0	50
Northwest Nazarene	6	8	0	0	6	8	0	10	0	0	44	8	0	8	10	0	8	0	0	0	0	97
Pacific	0	0	0	0	0	6	0	0	0	0	14	0	0	0	0	0	0	0	0	0	0	14
Southern Oregon	0	0	0	0	2	0	8	0	0	0	12	0	0	0	0	0	0	0	0	0	0	24
University of Portland	0	0	0	7	5	4	10	0	0	0	0	0	0	0	0	0	0	0	0	0	0	100
Western Baptist	0	0	0	0	0	10	0	0	0	0	0	0	0	0	0	0	0	0	0	0	0	28
Western Oregon	0	4	0	10	0	0	0	0	4	0	0	0	0	0	0	0	0	0	0	0	0	59
Williamette	0	6	10	4	8	2	0	6	8	0	0	5	4	1	10	10	7	4	14	0	6	113

# MENS N.A.I.A. DISTRICT II CHAMPIONSHIPS

	Marathon	Decathlon	10,000 m	Discus	Long Jump	Hammer	High Jump	3000 Steeple chase	Shot put	10,000 walk	4x100 relay	1500m	High Hurdles	400 m	Triple Jump	100 m	800 m	Pole Vault	Javelin	400 IH	200 m	5000 m	mile relay	Total
Eastern Oregon	0	1	8	0	1	0	1	4	0	16	4	4	2	0	2	0	8	0	0	4	1	10	6	7
	0	1	9	4	10	10	11	15	15	31	35	39	41	41	43	43	51	51	51	55	57	67	73	
George Fox	0	0	0	10	0	1	8	2	0	0	2	1	0	2	0	0	0	4	14	0	0	0	1	
	0	0	0	10	10	11	19	21	21	21	23	24	24	26	26	26	26	30	44	44	44	44	45	
Lewis & Clark	8	4	4	0	0	0	0	6	3	16	10	0	10	5	0	14	2	0	6	2	10	0	8	
	8	12	16	16	16	16	16	22	25	25	45	45	55	60	60	71	73	73	79	84	94	91	96	
Linfield	16	6	16	0	16	6	0	0	0	0	8	10	4	0	8	8	0	0	9	11	8	6	2	
	16	22	38	38	54	60	60	60	60	60	68	78	82	82	90	98	98	106	115	126	134	140	142	
Northwest Nazarene	0	8	0	8	0	0	0	1	0	1	0	0	6	1	0	0	1	18	2	0	0	0	6	
	0	8	8	16	16	16	16	17	17	18	18	18	18	24	25	25	26	44	46	46	46	46	46	
Pacific	0	0	0	0	0	0	0	0	0	0	0	0	0	0	0	0	0	0	0	0	0	0	0	
	0	0	0	0	0	0	0	0	0	0	0	0	0	0	0	0	0	0	0	0	0	0	0	
Southern Oregon	2	0	0	4	0	0	2	0	0	0	6	0	8	8	10	10	10	0	6	12	0	4	8	
	2	2	2	6	6	6	8	8	8	8	14	14	22	30	40	50	60	60	66	78	78	82	82	
Western Oregon	4	0	2	0	0	8	0	8	10	0	0	6	1	0	0	2	0	0	0	0	0	1	0	
	4	4	6	6	6	14	14	22	32	32	32	38	39	39	39	48	41	41	41	41	41	42	42	
Willamette	1	12	1	9	14	16	20	10	14	4	1	10	6	10	10	0	10	1	0	8	0	14	10	
	1	13	14	23	37	53	73	83	101	105	106	118	120	132	142	142	152	153	153	161	161	165	168	

29th ANNUAL

DISTRICT 2 TRACK AND FIELD CHAMPIONSHIP FINAL RESULTS

WOMEN AND MEN

WOMEN DISCUS FINAL 1

PLACE	COMPETITION	SCHOOL	PERFORMANCE
1	Paula Wittenburg	GF	138' 5"
2	Theresa Church	WU	121' 2"
3	Sandra Early	NNC	118' 5"
4	Molly Corrigan	UP	117' 6"
5	Diane Dukeshire	SOSC	117' 5"
6	FRancis McDonald	UP	115' 0"

WOMEN LONG JUMP

PLACE	COMPETITION	SCHOOL	PERFORMANCE
1	Cindy Fulks	WB	18' 2 3/4"
2	Antonette Blythe	NNC	17' 11 3/4"
3	Susy Chaffee	P	17' 4 1/4"
4	Julie Leslie	UP	17' 2"
5	Mary Robinson	WU	16' 9"
6	Esme Jensen	L&C	15' 8 1/4"
7	Melody Groenveld	GF	15' 7 3/4"
8	Carol Marchand	WOSC	15' 5 3/4"

WOMEN 4X 800 RELAY

	TIME
Willamette Alexander, Rose, Jones, and Robinson	10:05.7

WOMEN 3,000 Meters

Place	COMPETITION	SCHOOL	PERFORMANCE
1	Bridget Cooke	WOSC	9:57.5
2	Anne O'Leary	EOSC	10:15.6
3	Janet VanFleet	UP	10:19.4
4	Kara Crisifulli	UP WU	10:30.6
5	Nadine Price	L	10:33.6
6	Kathy O'Connell	UP	10:35.7

WOMEN 10,000 METERS

Place	COMPETITION	SCHOOL	PERFORMANCE
1	Kathy Keller	UP	37:45.0
2	Sabra Soulin	SOSC	37:50.2
3	Suzanne Tovrea	L	39:24.9
4	Roxy Cate	GF	45:04.1



WOMEN 800 MEDLEY RELAY

PLACE	SCHOOL	CO	TIME
1	Northwest Nazarene Blythe, Worth, Galloway, Johnson		1:51.2
2	George Fox Still, Hurliman, Mattson, Pitts		1:52.4
3	Willamette Univ. Hoekstra, Klien, Robinson, Alexander		2:01.6

MEN DISCUS

1) Mike Watts, GF, 148'9" 2) Dave Saranto, NNC, 143'2½", 4) Charles Ward, SOSC, 140'8½"  
 3) Don Backman, WU, 142'6", 5) Todd Goergen, WU, 136'0", 6) Dave Novotney, WU, 134'9",  
 7) Brian Caster, L, 133'6", 8) Jerd Soares, L, 133'4", 9) Nathan Whitham, GF, 122'4",  
 10) Don Hoston, EOSC, 118'3", 11) Terry Outcalt, L&C, 118'2", 12) Greg Hill, WOSC, 112'10"

MEN LONG JUMP

1) Mike Austin, L, 22'6¼", 2) David Crume, WU, 22'1", 3) Kent Toomb, L, 21'(",  
 4) Mike Lipke, WU, 21'6 3/4", 5) K.B. Oforo, WU, 21'5 3/4", 6) Larry Conaway, EOSC,  
 21'4 3/4", 7) Ron Mobley, WOSC, 21'2¼", 8) Steve Graham, GF, 21'1",  
 9) Brian McKinnis, SOSC, 20'2", 10) Ken McGee, EOSC, 19'6¼".

MEN HAMMER

1) Todd Goergen, WU, 161'11", 2) Glen Hill, WOSC, 161'0", 3) Don Backman, WU, 159'7"  
 4) Brian Caster, L, 154'11", 5) Ron Miller, L, 146'5", 6) Nathan Whitham, GF, 145'5"

MEN HIGH JUMP

1) David Crume, WU, 6'9¼", 2) Owen James, GF, 6'7", 3) Phil Hayes, WU, 6'5"  
 4) John Gabriel, WU, 6'3", 5) Brian McKinnis, SOSC, 6'3". 6) Jeff Vipperman, EOSC, 6'3"

MEN 10,000 Meters

1) Kris Mueller, L, 30:56.6, 2) Don Stearns, EOSC, #:22.3, 3) Glen Giovanetti, L, 31:29.4  
 4) Paul Mattson, L&C, 31:54.0, 5) Frank Knight, WOSC, 32:09.9.  
 6) Pat Williams, WU, 32:51.5, 7) Paul Yunker, WU, 33:19.4, 8) Jon Aday, GF, 33:44.4  
 9) Mark Young, NNC, 33:46.7.

MEN STEEPLECHASE

1) Mark Holmund, WU, 9:33.8, 2) Chris VanCauteren, WOSC, 9:44.3  
 3) Steve Fisher, L&C, 9:47.4, 4) Ken James, EOSC, 9:49.9, 5) Scott Ball, GF, 9:50.0  
 6) Phil Jones, NNC, 9:54.5

# MEN SHOT PUT

- 1) Kelly Highberger, WOSC, 50'6", 2) Don Backman, WU, 50'5¼", 3) Dave Novotney, WU, 49'1¼"
- 4) Todd Goergen, WU, 48'9 3/4", 5) Kerry Fagerberg, L&C, 48'8½",
- 6) Mike Pressley, L&C, 47'8"

# MEN'S 10,000 METER WALK

- 1) Fred Clair, EOSC, 53:49.9, 2) Charlie Hart, L&C, 54:38.2, 3) Bob Feasel, EOSC, 59:55.9
- 4) Jeff Kilday, WU, 61:25.2, 5) Kirk Reynolds, L&C, 62:26.1, 6) Mark Young, NNC, 63:03.2

# MEN 400 RELAY

- 1) Lewis & Clark, Harry Mamizuka, Randy Coombs, Brent Carbajal, Tom Mell, 42:3
- 2) Linfield, Mike Austin, Kyle Tarpenning, Greg Will, Jeff Bowman, 42:6
- 3) Southern Oregon, Martin Turner, John Maussardt, Morgan Cottle, 42:9
- 4) Eastern Oregon, Jeff Hoskisson, Kevin McCadden, Larry Conaway, Martin Stearns 43:6
- 5) George Fox, Steve Byers, Mark Young, Jim Moody, Owen James, 43:7
- 6) Willamette, Jeb Smythe, Don Hicks, Mark Lipke, Sid Elliot, 43:9
- 7) Western Oregon, Ron Mobley, Mark Kelley, Jide Akanbi, Jon Goodman, 44:4

# WOMEN 400 RELAY

- 1) Northwest Nazarene, Shana Galloway, Lorry Wirth, Robin Johnson, Antonett Blythe 49:1
- 2) Willamette, Jessica Slavich, Tammy Moland, Kim Klein, Linda Robinson 49:9
- 3) George Fox, Joyce Still, Key Mattson, Valerie Hurliman, Lisa Pitts, 50:9
- 4) Western Oregon, Debbie Hiron, Catherine Seuell, Michelle Wentzel, Karin Sandberg 51:7
- 5) Univ. of Portland, Nancy Newmarnik, Leann Holliman, Julie Leslie, 52:0
- 6) Lewis & Clark, Michelle McArthur, Stephanie Davis, Carrie Keene, Esme Jensen 53:4

# WOMEN SHOT PUT

- 1) Diane Dukeshire, SOSC, 42'7½", 2) Sandra Early, NNC, 41'11",
- 3) Molly Corrigan, UP, 39'7½", 4) Theresa Church, WU, 36'11",
- 5) Sheryl Ward, WOSC, 36'9", 6) Jennifer Jacoby, WU, 36'8½",
- 7) Sandy McCartt, WOSC, 36'2", 8) Paula Wittenburg, GF, 36'2"

# WOMEN JAVELIN

- 1) Kathy Sanders, L, 134'5", 2) Regina Norris, P, 133'10", 3) Esme Jensen, L&C, 132'5",
- 4) DeAnne Hogue, L, 121'6", 5) Bobbi Page, SOSC, 119'6", 6) Barbara Day, NNC, 110'10"

# WOMEN 1500 METERS

- 1) Lori Morgan, UP, 4:43.1, 2) Anne O'Leary, EOSC, 4:48.8, 3) Janet Van Fleet, UP, 4:52.1
- 4) Kathy O'Connell, UP, 4:53.8, 5) Kara Crisifulli, WU, 4:56.3 6) Cathy Hanss, L&C 4:58.6
- 7) Julie Righardson, EOSC, 5:01.5 8) Tammy Jarolimek, WOSC, NT

# MEN 1500 METERS

- Mike Friess, L, 3:52.6, 2) Kevin O'Connor, WU, 3:53.2, 3) Lynn Purdue, WOSC, 3:53.7
- 4) Ken James, EOSC 3:56, Groenendaal, WU, 3:59.4, 6) Scott Ball, GF, 4:01.0
- 7) Tim Beiger, L&C, 4:09.8, 8) Tim Brewer, NNC, 4:14.3

# WOMEN HIGH HURDLES

- 1) Carol Marchand, WOSC, 16.1, 2) Cindy Fulks, WB, 16.2, 3) Michelle McArthur, L&C, 16.3,
- 4) Cynthia, Hoekstra, WU, 16.3, 5) Leanne Holliman, UP, 16.5, 6) Debbie, Hiron, WOSC, 17.3
- 7) Karyn Bignell, NNC, 17.6, 8) Leslie VanDeusen, WU, 17.7..

MEN HIGH HURDLES

- 1) Mark Gianneschi, L&C, 15.4, 2) Dan Cripps, SOSC, 15.6, 3) David Crume, WU, 15.7
- 4) Doug Rauer, L, 16.0, 5) Larry Conaway, EOSC, 16.1, Mark Kelly, WOSC, 16.7
- 7) Keith Wigley, GF, 17.2

WOMEN 100 METERS

- 1) Antonette Blythe, NNC, 12.5, 2) Lisa Pitts, GF, 13.0, 3) Tammy Moland, WU, 13.0,
- 4) Jessica Slavich, WU, 13.3, 5) Nancy Newmarnik, UP, 13.4, 6) Cathy Seuell, WOSC, 13.6
- 7) Kim Klein, WU, 13.6,

MEN 400 METERS

- 1) Jeff Johnson, WU, 48.8, 2) Morgan Cottle, SOSC, 49.6, 3) Tim Seivers, NNC, 49.8
- 4) Randy Coombs, L&C, 49.9, 5) Mark Young, GF, 50.2, 6) Brent Carbajal, L&C, 50.5
- 7) Vic Sears, L&C, 50.6, 8) Rich Sears, L&C, 50.9

WOMEN 400 METERS

- 1) Kelly Wosepka, UP, 58.7, 2) Robin Johnson, NNC, 60.1, 3) Valerie Hurliman, GF, 60.4
- 4) Karin Sandberg, WOSC, 61.85, 5) Jodi Peters, GF, 62.7 6) Spring Alexander, WU, 64.0

MEN TRIPLE JUMP

- 1) Brian McKinnis, SOSC, 45'7 3/4", 2) Kent Toomb, L, 44'10", 3) Tom Ofori, WU, 44'8"
- 4) Mike Lipke, WU, 44'4 1/2", 5) Larry Conaway, EOSC, 43'5 1/2", 6) Don Dicus, NNC, 42'5 3/4"
- 7) Lee Reed, WOSC, 42'4", 8) Dave Beemer, P, 41'8 3/4", 9) Jeff Bowman, L, 40'11 1/2"
- 10) Keith Wigley, GF,

WOMEN HIGH JUMP

- 1) Melody Groeneveld, GF, 5'3 3/8", 2) Karyn Bignell, NNC, 5'2", 3) Kim Trinidad, WU, 5'1"
- 5) Julie Leslie, UP, 5'0", 6) Gayle Roth, WU, 4'10", 4) Esme Jensen, L&C, 5'1"

MEN POLE VAULT

- 1) Mark Unicume, NNC, 15'0", 2) Kyle Tarpenning, L, 14'6", 3) Dave Saranto, NNC, 14'6"
- 4) Brent Heydel, GF, 13'6", 5) Tim Barr, NNC, 13'0", 6) Jon Gabriel, WU, 13'0"

MEN 100 METERS

- 1) Terry Hendrix, SOSC, 10.9, 2) Greg Will, L, 11.2, 3) TomcMell, L&C, 11.2,
- 4) Toby Robes, L&C, 11.5, 5) Ron Mobley, WOSC, 11.7, 6) Derrick Mizuguchi, L&C, 11.8

WOMEN 800 METERS

- 1) Gayle Roth, WU, 2:17.2, 2) Michelle Wentzel, WOSC, 2:18.3, 3) Margie, Morris, WU, 2:19.7
- 4) Kay Mattson, GF, 2:20.2, 5) Donnie Kraemer, UP, 2:20.8, 6) Lori Morgan, UP, 2:21.3

MEN 800 METERS

- 1) John Cole, SOSC, 1:55.2, 2) Marvin Stewart, EOSC, 1:55.6, 3) Andre Hajnal, WU, 1:56.0
- 4) David Lewis, WU, 1:56.3, 5) David Trotter, L&C, 1:56.4, 6) Steve Yerger, NNC, 1:56.6

WOMEN 400 HURDLES

- 1) Cindy Fulks, WB, 64.6, 2) Michelle McArthur, L&C, 69.2, 3) Karyn Bignell, NNC, 70.3
- 4) Cynthia Hoekstra, WU, 70.8, 5) Leanne Holliman, UP, 72.2, 6) Carolyn Marchand, WOSC, 77.8



MEN400 HURDLES

- 1) Randy Reason, L 54.5, 2) Don Hicks, WU, 54.9, 3) Dan Cripps, SOSC, 55.0
- 4) Kevin McCadden, EOSC, 57.2, 5) Tim Clark, L&C, 57.5, 6) Doug Rawen, L, 57.9

MEN JAVELIN

- 1) Mike Watts, GF, 207'11", 2) Dave Scott, L, 202'1", 3) Jim Coor, L&C, 192'6"
- 4) Owen James, GF, 182'3", 5) Don Dicus, NNC, 166'0", 6) Kyle Tarpenning, L, 156'11"

MEN200 METERS

- 1) Terry Hendix, SOSC, 21.8, 2) Greg Will, L, 22.2, 3) Tom Mell, L&C, 22.6
- 4) Brent Carbajal, L&C, 23.0, 5) Morgan Cottle, SOSC, 23.0, 6) Jeff Hoskisson, EOSC, 23.6.

WOMEN 200 METERS

- 1) Jessica Slavich, WU, 26.4, 2) Lisa Pitts, GF, 26.4, 3) RobinsJohnson, NNC, 26.6,
- 4) Tammy Moland, WU, 26.7, 5) Kelly Wosepka, UP, 26.7, 6) Nancy Newmarnik, UP, 27.1

WOMEN 5000 METERS

- 1) Bridget Cooke, WOSC, 17:28.6, 2) Janet VanFleet, UP, 18:15.0, 3) Nadine Price, L, 18:37.3
- 4) Kathy O'Connell, UP, 18:45.2, 5) Sabra Soulia, SOSC, 19:09.8,
- 6) Wendy Weidkamp, L&C, 20:18.3.

MEN 5000 METERS

- 1) Don Stearns, EOSC, 14:44.5, 2) Robbie Wright, WU, 14:52.2,
- 3) Mark Holmlund, WU, 15:03.7, 4) Glen Giovannetti, L, 15:10.9
- 5) Mark Friess, L&C, 15:12.2, 6) Frank Knight, WOSC, 15:13.2.

WOMEN 1600 METERS RELAY

- 1) Univ. of Portland, Nancy Newmarnik, Lori Morgan, Kelly Wosepka, Donna Kraemer, 4:07.0
- 2) George Fox, Lisa Pitts, Jodi Peters, Valerie Hurliman, Key Mattson, 4:07.5
- 3) Willamette, Cathy Jones, Jessica Slavich, Margie Morris, Kim Klein, 4:11.0
- 4) Western Oregon, Karin Sandberg, Debbie Hiron, Catherine Seuell, Michelle Wentzel 4:12.3
- 5) Lewis and Clark, Esme Jensen, Michelle McArthur, Stephanie Davis, Cathy Hanss, 4:15.2
- 6) Northwest Nazarene, Price, Shana Galloway, Lorry Wirth, Robin Johnson 4:22.8.

MEN 1600 METERS RELAY

- 1) Willamette, 3:22.1, 2) Lewis & Clark, 3:22.8, 3) Eastern Oregon, 3:24.5
- 4) Southern Oregon, 3:25.5, 5) Linfield, 3:26.1
- 6) George Fox, 3:35.7.

(MEN)

## 1984 DISTRICT CHAMPIONSHIPS

(WOMEN)

## EVENT: STEEPLECHASE

Place	Name	Time Ht/Dist.	School
1.	Scott Ball	9:22.2	GF
2.	Tom Geiger	9:28.4	L&C
3.	Chris VanCauteren	9:32.7	WOSC
4.	Ted Forcum	9:38.7	WU
5.	Ken James	9:46.3	WOSC
6.	Ron Ares	9:46.9	L&C
7.	Kevin Ball	nt	GF
8.	John Oord	nt	NNC

## EVENT: 10000m(M)

Place	Name	Time Ht/Dist.	School
1.	Glen Giovannetti	30:27.0	Lin
2.	Frank Knight	31:51.3	WOSC
3.	Robbie Wright	32:10.8	WU
4.	Greg Mackie	32:31.1	WU
5.	Paul Yunker	32:45.5	WU
6.	Jeff Wilson	32:54.7	L&C
7.			
8.			

## EVENT: 1500m

Place	Name	Time Ht/Dist.	School
1.	Deron Lord	160-7	L&C
2.	Randy Settel	153-0	SOSC
3.	Nathan Whitham	148-7	GF
4.	Dave Novotney	146-6	WU
5.	Brian Caster	142-7	Lin
6.	Mike Pressley	141-8	L&C
7.	Todd Goergen	141-6	WU
8.	Scott Polen	138-3	WOSC

## EVENT: LONG JUMP

Place	Name	Time Ht/Dist.	School
1.	Ron Mobley	24-3/4 (NR)	WOSC
2.	Kwadwo Bekoe	23-1	WU
3.	Larry Conaway	22-9	WOSC
4.	Brent Bingham	21-9	SOSC
5.	Mark Lipke	21-4 1/2	WU
6.	Kent Toomb	21-4 1/2	Lin
7.	Steve Graham	19-11 1/2	GF
8.			

## EVENT: HAMMER

Place	Name	Time Ht/Dist.	School
1.	Todd Goergen	173-11 (NR)	WU
2.	Glen Hill	170-4	WOSC
3.	Nathan Whitham	155-3	GF
4.	Deron Lord	151-0	L&C
5.	Brian Caster	147-10	Lin
6.	Ron Miller	146-11	Lin
7.	Scott Polen	143-2	WOSC
8.	Mike Pressley	142-7	L&C

## EVENT: HIGH JUMP

1. David Crume	6-6	WU	6. Jim Corr	L&C	6-2
2. Darren Yockey	6-4	SOSC	7. Darrel MacClearn	NNC	6-0
3. Owen James	6-4	GF	8. Colin Johnstone	Lin	5-10
4. Larry Conaway	6-2	WOSC			
Keith Wigley	6-2	GF			

## EVENT: 4x80 Relay

Place	Name	Time Ht/Dist.	School
1.	L&C (Hanss, Murray, Lipe, McArthur)	10:08.6	L&C
2.	WU	10:26.2	WU
3.	WOSC	10:32.0	WOSC
4.	NNC	10:42.4	NNC
5.			
6.			
7.			
8.			

## EVENT: 3000m

Place	Name	Time Ht/Dist.	School
1.	Ann Manning	9:59.9	UP
2.	Michelle Wentzel	10:00.6	WOSC
3.	Clare Krill	10:04.0	UP
4.	Kara Crisifulli	10:04.8	WU
5.	Janet VanFleet	10:08.7	UP
6.	Jennifer Pade	10:11.9	UP
7.	Kristy Johnston	10:28.2	UP
8.	Alicia Tilzey	11:21.6	NNC

## EVENT: 10000m

Place	Name	Time Ht/Dist.	School
1.	Kathleen Keller	38:06.8	UP
2.	Molly Ostlund	38:03.9	UP
3.	Jenny Sanders	40:00.3	WU
4.	Tammy Jarolimek	42:40.2	WOSC
5.	Katy Hannon	43:41.7	Lin
6.	Michelle Tilzey	47:07.5	NNC
7.			
8.			

## EVENT: 880 Medley Relay

Place	Name	Time Ht/Dist.	School
1.	WU (Moland, Klein, Slavich, Roth)	1:50.4 (NR)	WU
2.	NNC	1:50.8	NNC
3.	GF	1:53.1	GF
4.	L&C	2:01.6	L&C
5.			
6.	SOSC finished 4th in 1:57.0 dq		
7.			
8.			

## EVENT: HEPTATHLON

Place	Name	Time Ht/Dist.	School
1.	Sandy Stearns	4845 (NR)	WOSC
2.	Gayle Roth	4408	WU
3.	Karyn Bignell	4132	NNC
4.	Kim Trinidad	3954	WU
5.	Sandy Meredith	3920	WU
6.	Kathy Sanders	3904	Lin
7.			
8.			

(MEN)

(WOMEN)

EVL : 400

Place	Name	Ht/Dist.	Time	School
1.	Jeff Johnson	49.7	49.82	WU
2.	Dean Raan	49.9	49.97	GF
3.	Mo Cottle	50.2	50.02	SOSC
4.	David Seearee	50.2	50.35	WU
5.	Sid Elliott	50.2	50.36	WU
6.	Jim Fahey	50.4	50.39	WOSC
7.	Mike Gilbert	50.5	50.56	NNC
8.				

EVENT: 110 HH

Place	Name	Ht/Dist.	Time	School
1.	Pat Randle	15.4	15.51	WOSC
2.	Bob DeVylde	15.5	15.63	WU
3.	Rick Frisk	15.5	15.64	GF
4.	Colin Johnstone	15.5	15.76	Lin
5.	Don Codier	15.5	15.78	WOSC
6.	Craig McKee	15.8	15.87	WU
7.	Larry Conaway	15.9	15.90	WOSC
8.	John Albrecht	16.5	16.89	Lin

EVENT: 100

Place	Name	Ht/Dist.	Time	School
1.	Greg Will	10.8	10.93	Lin
2.	Tom Mell	10.8	11.00	L&C
3.	Torrie Harry	10.9	11.11	WOSC
4.	Ron Mobley	11.1	11.27	WOSC
5.	Curtis Brown	11.1	11.29	Lin
6.	Dave Wagner	11.3	11.31	Lin
7.	Rich Torquato	11.4	11.36	WU
8.	Mark Young	11.5	11.62	GF

EVENT: 800

Place	Name	Ht/Dist.	Time	School
1.	Tom Geiger	1:54.6	1:54.70	L&C
2.	Dan Lingenfelter	1:55.4	1:55.54	Lin
3.	Dave Beck	1:55.8	1:55.97	SOSC
4.	Ross Bryant	1:56.3	1:56.49	WOSC
5.	Steve Yerger	1:56.9		NNC
6.	John Lawrence	1:57.3		WOSC
7.	Greg Pohl	nt		WOSC
8.	Kevin Ball	nt		GF

EVENT: JAVELIN

Place	Name	Ht/Dist.	Time	School
1.	Mike Keiser	207-5		WOSC
2.	Doug Ladd	194		WOSC
3.	Owen James	187-2		GF
4.	Doug Edwards	184-8		NNC
5.	Larry Conaway	184-6		WOSC
6.	Ron Pope	181-7		SOSC
7.	Mike Damm	178-9		L&C
8.	Dave Wagner	176-10		Lin

EVENT: DECATHLON

1.	Tim Corr	L&C	6399	5.	Scott Healy
2.	Larry Conaway	WOSC	6212	6.	Randy Coombs
3.	Keith Wigley	GF	5893		
4.	Mike Gilbert	NNC	5542		

EVENT: 800

Place	Name	Ht/Dist.	Time	School
1.	Linda Brock	2:19.26	2:19.1	UP
2.	Michelle Wentzel	2:21.17	2:21.0	WOSC
3.	Kay Mattson	2:22.73	2:22.3	GF
4.	Tammy Dunagan	2:26.70	2:26.6	Lin
5.	Ann Manning		2:27.0	UP
6.	Spring Alexander		2:33.3	WU
7.	Kelly Eichelberger		2:40.7	NNC
8.	Ricki Snyder		2:41.7	SOSC

EVENT: 100

Place	Name	Ht/Dist.	Time	School
1.	Tammy Moland	12.57	12.4	WU
2.	Antonette Blythe	12.81	12.6	NNC
3.	Shana Galloway	12.99	12.7	NNC
4.	Rene Thurston	13.01	12.8	SOSC
5.	Lee Boyd	13.08	12.8	WU
6.	Cathy Seuell	13.12	13.1	WOSC
7.	Kathy Staat	13.18	13.2	SOSC
8.	Kim Klein	13.24	13.3	WU

EVENT: 400

Place	Name	Ht/Dist.	Time	School
1.	Jessica Slavich	60.04	59.9	WU
2.	Caye McKee	60.06	60.1	GF
3.	Robin Johnson	60.82	60.8	NNC
4.	Sandy Meredith	61.78	61.6	WU
5.	Karen Sandberg	62.21	62.1	WOSC
6.	Lisa Sieverling		62.5	Lin
7.	Sally Fiebigler		63.9	SOSC
8.	Sarah Worsham		64.2	L&C

EVENT: 200

Place	Name	Ht/Dist.	Time	School
1.	Tammy Moland	25.77	25.6 (NR)	WU
2.	Cathy Seuell	26.51	26.4	WOSC
3.	Robin Johnson	26.58	26.5	NNC
4.	Rene Thurston	26.73	26.5	SOSC
5.	Shana Galloway	26.79	26.6	NNC
6.	Kathy Staat	27.18	27.0	SOSC
7.	Sarah Worsham	28.58	28.3	L&C
8.				

EVENT: HIGH JUMP

Place	Name	Ht/Dist.	Time	School
1.	Sandy Stearns	5-8	(NR)	WOSC
2.	Melody Groeneveld	5-3		GF
3.	Kim Trinidad	5-2		WU
4.	Kathy Moore	5-0		WU
5.	Valerie Fields	5-0		WOSC
6.	Pam Arens	5-0		WU
7.	Karyn Bignell	5-0		NNC
8.	Sue Woolsey	4-10		GF

WU 5417

L&amp;C 5382



## (MEN)

EVENT: 400 IH		Time		
Place	Name	Ht/Dist.	School	
1.	Bob DeVylde	55.20	55.2	WU
2.	Don Hicks	55.78	55.5	WU
3.	Shigemoto	56.77	56.5	L&C
4.	Rick Frisk	56.87	56.6	GF
5.	Tim Clark	57.66	57.7	L&C
6.	Randy Reason	57.87	57.8	Lin
7.	Don Cadier		58.7	WOSC
8.	Scott Wallace		59.2	NNC

EVENT: 200		Time		
Place	Name	Ht/Dist.	School	
1.	Greg Will	21.97	21.9	Lin
2.	Tom Mell	22.08	22.0	L&C
3.	Torae Harry	22.47	22.2	WOSC
4.	Carlos Gilvard	22.68	22.5	WU
5.	Ron Mobley	22.86	22.5	WOSC
6.	Brent Carbajal	22.91	11.8	L&C
7.	Dave Wagner	22.97	22.9	Lin
8.				

EVENT: POLE VAULT		Time		
Place	Name	Ht/Dist.	School	
1.	Mark Unicome	15-7 3/4 (NR)	NNC	
2.	Doug Edwards	14-0	NNC	
3.	Jim Corr	13-6	L&C	
4.	Dave Elkins	13-0	GF	
5.	Brian Venema	13-0	WOSC	
6.	Ken Helm	12-6	WU	
7.	John Lyttle	12-0	Lin	
8.				

EVENT: 5000		Time		
Place	Name	Ht/Dist.	School	
1.	Glen Giovannetti	14:52.8	Lin	
2.	Rich Groenendaal	15:03.6	WU	
3.	Frank Knight	15:06.4	WOSC	
4.	Robbie Wright	15:13.7	WU	
5.	Chris VanCauteren	15:15.3	WOSC	
6.	Mike Friess	15:16.3	Lin	
7.	Jim Wyatt	nt	Lin	
8.	Greg Mackie	nt	WU	

EVENT: MILE RELAY		Time		
Place	Name	Ht/Dist.	School	
1.	WU	3:20.32	3:20.1	WU
2.	WOSC	3:21.8	3:21.5	WOSC
3.	NNC	3:24.55	3:24.2	NNC
4.	L&C	3:24.8	3:24.5	L&C
5.	Lin	3:29.59	3:29.3	Lin
6.	SOSC	3:30.14	3:30.0	SOSC
7.				
8.	WU (Johnson, Catalani, Elliott, Seearce)			

EVENT: MARATHON		Time		
1.	Jim Wyatt	2:31:07	Lin	
2.	Frank Knight	2:34:10	WOSC	
3.	Dwight Larabee	2:40:08	GF	
4.	Greg Mackie	3:31:35	WU	
5.	Bruce Booker	3:33:10	NNC	

## (WOMEN)

EVENT: 440 LH		Time		
Place	Name	Ht/Dist.	School	
1.	Gayle Roth	64.71	64.6 (TiesR)	WU
2.	Nora Thompson	65.59	65.6	GF
3.	Michelle McArthur	68.79	68.5	L&C
4.	Ila Amos	69.02	68.8	SOSC
5.	Karyn Bignell		70.8	NNC
6.	Kari Olson		73.5	NNC
7.				
8.				

EVENT: 5000		Time		
Place	Name	Ht/Dist.	School	
1.	Clare Krill		17:37.2	UP
2.	Kara Crisifulli		17:40.8	WU
3.	Kathleen Keller		17:54.3	UP
4.	Janet VanFleet		18:04.7	UP
5.	Susan Murray		19:07.5	L&C
6.	Nadine Price		19:08.7	Lin
7.	Alicia Tilzey		19:47.1	NNC
8.	Tammy Jarolimek		19:59.8	WOSC

EVENT: MILE RELAY		Time		
Place	Name	Ht/Dist.	School	
1.	WU	4:03.56	4:03.3 (NR)	WU
2.	GF	4:07.81	4:07.6	
3.	WOSC	4:11.61	4:11.6	
4.	NNC	4:17.43	4:17.2	
5.	L&C		4:19.9	
6.	Lin		4:20.3	
7.				
8.	WU (Moland, Meredith, Slavich, Roth)			

EVENT: LONG JUMP		Time		
Place	Name	Ht/Dist.	School	
1.	Mary Robinson	17-1 1/2	SOSC	
2.	Sandy Stearns	17-0	WOSC	
3.	Gayle Roth	16-11 3/4	WU	
4.	Antonette Blythe	16-9 1/2	NNC	
5.	Pam Arens	16-2 1/2	WU	
6.	Sandy Duchow	15-9 1/2	L&C	
7.				
8.				

EVENT: DISCUS		Time		
Place	Name	Ht/Dist.	School	
1.	Paula Wittenberg	139-1 (NR)	GF	
2.	Diana Hill	127-6	WU	
3.	Dana Jester	127-2	WOSC	
4.	Paige Daugherty	125-9	L&C	
5.	Cyd McCormick	122-8	WOSC	
6.	Molly Corrigan	120-2	U of	
7.	Robyn Mann	115-6	L&C	
8.	Marie Furlong	110-10	UP	

EVENT: MARATHON		Time		
1.	Nadine Price	3:06:47 (NR)	Lin	
2.	Tammy Jarolimek	3:18:47	WOSC	
3.	Kathleen Welland	3:23:01	L&C	
4.	Mary Helm	3:42:03	WU	
5.	Julie Massey	3:49:41	Lin	

## (MEN)

EVENT:	SHOTPUT	Time		
Place	Name	Ht/Dist.	School	
1.	Randy Settel	53-5½	SOSC	
2.	Dave Novotney	52-2	WU	
3.	Mike Pressley	51-7½	L&C	
4.	Kelly Highberger	51-3½	WOSC	
5.	Todd Goergen	49-3/4	WU	
6.	Deron Lord	48-8 3/4	L&C	
7.	Hank Wyhorney	43-3 3/4	NNC	
8.	Nathan Whitham	40-2½	GF	

EVENT:	10000 Walk	Time		
Place	Name	Ht/Dist.	School	
1.	Loren Masnoka	53.03.7	L&C	
2.	Trent Jones	56.24	L&C	
3.	Terry Howard	1:07:26.6	WOSC	
4.	Rich Kokesh	1:08:28.1	WU	
5.	Jim Kelly	1:12:49.6	WOSC	
6.				
7.				
8.				

EVENT:	4x100 Relay	Time		
Place	Name	Ht/Dist.	School	
1.	WOSC	42.4 42.57		
2.	L&C	42.5 42.68		
3.	Lin	42.5 42.70		
4.	WU	43.3 43.52		
5.	GF	43.8 43.87		
6.	SOSC	44.5 44.47		
7.				
8.	WOSC-Mobley, Harry, Godier, Randle)			

EVENT:	1500	Time		
Place	Name	Ht/Dist.	School	
1.	Mike Friess	3:56.2 3:56.48	Lin	
2.	Lynn Purdue	3:57.7 3:57.98	WOSC	
3.	Kevin Ball	3:59.0 3:59.39	GF	
4.	Joe Alward	3:59.5 3:59.87	Lin	
5.	Marty Donaldson	4:00.8 4:01.05	NNC	
6.	Dan O'Leary	4:01.1	Lin	
7.	Crev Pohl	4:03.0	WOSC	
8.	Scott Ball	4:04.0	GF	

EVENT:	TRIPLE JUMP	Time		
Place	Name	Ht/Dist.	School	
1.	David Crume	46-8½	WU	
2.	Kwadwo Bekoe	45-6½	WU	
3.	Kent Toomb	44-6½	Lin	
4.	Mark Lipke	43-9½	WU	
5.	Brent Bingham	43-9½	SOSC	
6.	Kip Carlson	41-11½	Lin	
7.	Ken Stewart	41-6	GF	
8.	Keith Wigley	41-4½	GF	

## MEET RESULTS (MEN)

WU	166	GF	79
WOSC	163	SOSC	47
L&C	115	NNC	38
Lin	103	Pac	0

## (WOMEN)

EVENT:	JAVELIN	Time		
Place	Name	Ht/Dist.	School	
1.	Kathy Sanders	150-10 (NR)	Lin	
2.	Carol DeVencenzi	147-10	SOSC	
3.	Cyd McCormick	147-1	WOSC	
4.	Patty Smith	140-5	SOSC	
5.	Regina Norris	138-3	Pac	
6.	Karen Carpenter	120-2	NNC	
7.	Bobby Page	112-11	SOSC	
8.	Sandy Meredith	105-7	WU	

EVENT:	4x100 Relay	Time		
Place	Name	Ht/Dist.	School	
1.	NNC	49.19 49.0 (NR)	NNC	
2.	WU	49.37 49.2	WU	
3.	WOSC	50.94 50.7	WOSC	
4.	SOSC	50.95 50.8	SOSC	
5.	GF	53.04 52.9	GF	
6.	L&C	54.07 54.0	L&C	
7.				
8.	(NNC-Galloway, Price, Johnson, Blythe)			

EVENT:	1500	Time		
Place	Name	Ht/Dist.	School	
1.	Michelle Wentzel	4:42.50 4:42.1 (NR)	WOSC	
2.	Ann Manning	4:43.98 4:43.7	UP	
3.	Janet VanFleet	4:44.07 4:43.7	UP	
4.	Cathy Hanss	4:46.71 4:47.4	L&C	
5.	Susan Murray	4:46.90 4:47.7	L&C	
6.	Jennifer Pade	4:49.55 4:49.3	UP	
7.	Jennifer Nielson	4:54.48 4:54.2	WU	
8.	Kristy Johnston	5:01.6	UP	

EVENT:	100HH	Time		
Place	Name	Ht/Dist.	School	
1.	Sandy Stearns	15.32 15.2 (NR)	WOSC	
2.	Gayle Roth	16.26 16.1	WU	
3.	Michelle McArthur	16.34 16.2	L&C	
4.	Karyn Bignell	16.46 16.2	NNC	
5.	Debbie Hiron	16.74 17.0	WOSC	
6.	Ila Amos	17.14 17.0	SOSC	
7.	Kim Trinidad	17.47 17.4	WU	
8.	Gina Walker	17.5	SOSC	

EVENT:	SHOTPUT	Time		
Place	Name	Ht/Dist.	School	
1.	Paige Daugherty	45-10½ (NR)	L&C	
2.	Molly Corrigan	40-11½	UP	
3.	Allyson Kendall	40-7	WOSC	
4.	Robin Mann	10-1	L&C	
5.	Dana Jester	37-8½	WOSC	
6.	Sandra McCartt	37-6½	WOSC	
7.	Chris Suess	37-3½	WU	
8.	Barb Crocker	36-7½	L&C	

## (WOMEN)

WU	154	GF	56
WOSC	132	SOSC	40
UP	103	Lin	32
NNC	73	Pac	2
L&C	62		

## PRELIMINARY RESULTS

100mHH (Heat 1) Women

1. Sandy Stearns	WOSC	15.49
2. Karyn Bignell	NNC	16.94
3. Jim Trinidad	WU	17.56
4. Gina Walker	SOSC	17.94
5. Tracy Demaris	GF	18.16

100mHH (Heat 2) Women

1. Michelle McArthur	L&C	15.9
2. Gayle Roth	WU	16.1
3. Debbie Hiron	WOSC	16.8
4. Ila Amos	SOSC	16.9

100m (Heat 1) Women

1. Antonette Blythe	NNC	12.83
2. Rene Thurston	SOSC	13.24
3. Lee Boyd	WU	13.25
4. Cathy Seuell	WOSC	13.28
5. Lisa Swartz	GF	13.28

100m (Heat 2) Women

1. Tammy Moland	WU	12.91
2. Shana Galloway	NNC	13.27
3. Kim Klein	WU	13.46
4. Kathy Staat	SOSC	13.48
5. Julie Price	NNC	13.77

110m HH (Heat 1) Men

1. Don Godier	WOSC	15.3
2. Larry Conaway	WOSC	15.5
3. John Albrecht	Lin	15.7
4. Craig McKee	WI	15.7
5. Doug Rauen	Lin	15.8

110m HH (Heat 2) Men

1. Rick Frisk	GF	15.57
2. Pat Randle	WOSC	15.76
3. Bob DeVylde	WU	16.07
4. Colin Johnston	Lin	16.12
5. Takehiro Shigemoto	L&C	16.80

400m (Heat 1) Men

1. Jeff Johnson	WU	50.03
2. Sid Elliott	WU	50.24
3. Jim Fahey	WOSC	50.50
4. Randy Coombs	L&C	50.60
5. Marc Stewart	Pac	52.50

400m (Heat 2) Men

1. Dean Raan	GF	49.51
2. Mo Cottle	SOSC	49.77
3. David Searce	WU	49.98
4. Mike Gilbert	NNC	50.54
5. Vic Sears	L&C	50.54
6. Andrew Kirkland	Pac	nt

100m (Heat 1) Men

1. Greg Will	Lin	11.21
2. Tom Mell	L&C	11.29
3. Ron Mobley	WOSC	11.34
4. Mark Young	GF	11.66
5. Mike Officer	WU	11.73
6. John Masshardt	SOSC	12.06

100m (Heat 2) Men

1. Torrae Harry	WOSC	11.29
2. Dave Wagner	Lin	11.42
3. Curtis Brown	Lin	11.49
4. Rich Torquato	WU	11.50
5. Mike Henderson	NNC	11.62
6. Brent Carbajal	L&C	11.73
7. Jim Moody	GF	12.10

400m IH (Heat 1) Men

1. Randy Reason	Lin	56.98
2. Don Hicks	WU	57.14
3. Tim Clark	L&C	57.24
4. Scott Wallace	NNC	58.68

400m IH (Heat 2) Men

1. Rick Frisk	GF	55.67
2. Takehiro Shigemoto	L&C	56.29
3. Bob DeVylde	WU	56.57
4. Don Godier	WOSC	58.10
5. Joe Loffler	SOSC	63.4

200m (Heat 1) Men

1. Greg Will	Lin	22.18
2. Torrae Harry	WOSC	22.66
3. Carlos Gilyard	WU	23.04
4. Brent Carbajal	L&C	23.14
5. Mo Cottle	SOSC	23.26
6. Randy Coombs	L&C	23.37
7. Marc Stewart	Pac	24.47

200m (Heat 2) Men

1. Tom Mell	L&C	22.44
2. Ron Mobley	WOSC	22.51
3. Dave Wagner	Lin	22.57
4. Curtis Brown	Lin	22.75
5. Mark Young	GF	22.79
6. Rich Torquato	WU	22.84
7. Mike Henderson	NNC	23.21
8. Andrew Kirkland	Pac	23.42



# 985 DISTRICT CHAMPIONSHIPS

MEB

EVENT: 10000m		Time	
Place	Name	Ht/Dist	School
1.	James Wyatt	31:54	Lin
2.	Paul Yunker	31:50	WU
3.	David Gilroy	31:54	WU
4.	Seb Frost	32:17	Lin
5.	Ray Whitlow	32:18	Lin
6.	Jeff Wilson	32:57	LAC
7.			
8.			

EVENT: 3000m STEEPLECHASE		Time	
Place	Name	Ht/Dist	School
1.	John Gerd	9:21.5	WU
2.	James Edwards	9:32.7	WU
3.	Ken James	9:37.5	WU
4.	Duke Ritenhouse	9:42.0	LAC
5.	Ron Aron	9:43.5	LAC
6.	Tom Gelzer	9:52.7	LAC
7.			
8.			

EVENT: DISCUS		Time	
Place	Name	Ht/Dist	School
1.	Jim Parker	154-5	WOSC
2.	Deron Lord	153	LAC
3.	Nathan Whitham	151-5	GFC
4.	Randy Setteoli	150-4	WOSC
5.	Mike Watts	148-6	GFC
6.	Paul Maddon	145-7	GFC
7.			
8.			

EVENT:		Time	
Place	Name	Ht/Dist	School
1.			
2.			
3.			
4.			
5.			
6.			
7.			
8.			

EVENT: LONG JUMP		Time	
Place	Name	Ht/Dist	School
1.	Larry Conway	22-4 3/4	WOSC
2.	Kevin Connors	22-3	WU
3.	Kelly Ferrenburg	21-10 1/2	Lin
4.	Dave Brickson	21-9 1/2	Lin
5.	Randy Folker	21-5	WU
6.	Ron Mobley	21-4	WOSC
7.			
8.			

EVENT:		Time	
Place	Name	Ht/Dist	School
1.			
2.			
3.			
4.			
5.			
6.			
7.			
8.			

EVENT: HAMMER THROW		Time	
Place	Name	Ht/Dist	School
1.	Deron Lord	150-6	LAC
2.	Scott Polen	157-10	WOSC
3.	Nathan Whitham	156-4	GFC
4.	Larry Burris	151-11	WOSC
5.	Jim Gorman	151-9	WU
6.	Kyle Kobow	148-7	Lin
7.			
8.			

EVENT:		Time	
Place	Name	Ht/Dist	School
1.			
2.			
3.			
4.			
5.			
6.			
7.			
8.			

EVENT: HIGH JUMP		Time	
Place	Name	Ht/Dist	School
1.	Joe Hill	6-8 1/2	WOSC
2.	Keith Wigley	6-5	GFC
3.	Larry Conway	6-3	WOSC
4.	Shaun Granger	6-1	WOSC
5.	Pat Meyer	6-1	LAC
6.	Scott Healy	5-11	WU
7.			
8.			

EVENT:		Time	
Place	Name	Ht/Dist	School
1.			
2.			
3.			
4.			
5.			
6.			
7.			
8.			

1985 DISTRICT CHAMPIONSHIPS  
MEN

EVENT: SHOTPUT

Place	Name	Time Ht./Dist.	School
1.	Randy Settall	53-1½	SOSC
2.	Ivan Jim Parker	52-2½	SOSC
3.	David Novotney	51-9	WU
4.	Mike Pressley	51-5 3/4	L&C
5.	Deron Lord	48-9 3/4	L&C
6.	Hank Wybornay	44-11½	NNC
7.			
8.			

EVENT: 110m HH

Place	Name	Time Ht./Dist.	School
1.	Adolphus Onuz	14.1	GFC
2.	Tim Rupp	15.0	SOSC
3.	Curtis Thorne	15.1	WU
4.	Tyler Graham	15.1	WU
5.	Bob DeVildere	15.5	WU
6.	Craig McKee	15.8	WU
7.			
8.			

EVENT: 10K WALK

Place	Name	Time Ht./Dist.	School
1.	Trent Jones	:51:19.6	L&C
2.	Randy Jacobs	:51:21.2	WU
3.	Jeff Kilday	:58:11.9	WU
4.	Dan Price	:59:40.8	GFC
5.	Mark Willaman	1:00:55.0	SOSC
6.	Troy O'Donnell	1:02:18.4	WU
7.			
8.			

EVENT: TRIPLE JUMP

Place	Name	Time Ht./Dist.	School
1.	Kevin Connors	47-3	WU
2.	Jeff Bowman	44-4½	Lin
3.	John Previedello	44-4	Lin
4.	Kele Maxsters	43-7½	Lin
5.	Shaun Granger	42-7½	SOSC
6.	Scott Anderson	42-1	WOSC
7.			
8.			

EVENT: 4x100 RELAY

Place	Name	Time Ht./Dist.	School
1.		41.9	WOSC
2.		42.2	L&C
3.		43.2	WU
4.		43.9	SOSC
5.		45.3	NNC
6.			
7.			
8.			

EVENT: 400m

Place	Name	Time Ht./Dist.	School
1.	<del>XXXXXXXXXX</del>	<del>XXXXXX</del>	<del>WXX</del>
2.	<del>XXXXXXXXXX</del>	<del>XXXXXX</del>	<del>WXX</del>
3.	<del>XXXXXXXXXX</del>	<del>XXXXXX</del>	<del>WXX</del>
4.			
5.			
6.			
7.			
8.			

EVENT: 1500m

Place	Name	Time Ht./Dist.	School
1.	Jesse Gore	3:53.8	Lin
2.	Brandt Lind	3:56.2	WOSC
3.	Dave Beck	3:58.0	SOSC
4.	Andy Mitchell	3:59.7	WU
5.	Mark Mohnen	4:00.2	WOSC
6.	Ken James	4:00.8	WOSC
7.			
8.			

EVENT: 800m

Place	Name	Time Ht./Dist.	School
1.	Tom Gaiger	1:53.7	L&C
2.	Rob MacGinnittie	1:53.8	WU
3.	John Mike McHugh	1:54.9	WOSC
4.	Brandt Lind	1:55.6	WOSC
5.	Mike Dixon	1:56.0	WOSC
6.	Steve Uomini	1:56.7	WU
7.			
8.			

EVENT: JAVELIN

Place	Name	Time Ht./Dist.	School
1.	Mike Kaisur	219-10	WOSC
2.	Dave Wagner	212-4	Lin
3.	Eric Nelson	208-5	WOSC
4.	Doug Ladd	205-9	WOSC
5.	Brad Bales	201-8	WU
6.	Doug Edwards	199-1	NNC
7.			
8.			

EVENT: 400 IH

Place	Name	Time Ht./Dist.	School
1.	Dave Erickson	53.6	Lin
2.	Bob DeVildere	54.1	WU
3.	Tim Rupp	55.1	SOSC
4.	Tyler Graham	55.4	WU
5.	Scott Wallace	56.7	NNC
6.	Dave Driesner	57.8	GFC
7.			
8.			

## 1985 DISTRICT CHAMPIONSHIPS

## MEN

## EVENT: POLE VAULT

Place	Name	Time Ht./Dist.	School
1.	Kevin Taylor	14-6	SOSC
2.	Randy Coombs	13-10	L&C
3.	Mike Gilbert	13-6	NMC
3.	Doug Edwards	13-6	NMC
3.	Kelly Carter	13-6	WOSC
6.	Ken Helm	13-6	WU
7.			
8.			

TIE

## EVENT: 400m

Place	Name	Time Ht./Dist.	School
1.	Karl Findling	48.5	WOSC
2.	Jim Fahey	49.1	WOSC
3.	Mike Gilbert	49.2	NMC
4.	Sid Elliott	49.3	WU
5.	Dean Rasm	49.5	GFC
6.	David Searce	49.7	WU
7.			
8.			

## EVENT: 200m

Place	Name	Time Ht./Dist.	School
1.	Greg Will	21.9	Lin
2.	Torræe Harry	22.0	WOSC
3.	Tom Mall	22.1	L&C
4.	Karl Findling	22.2	WOSC
5.	Greg Beery	22.6	L&C
6.	Tim Biazont	22.7	WOSC
7.			
8.			

## EVENT: 100m

Place	Name	Time Ht./Dist.	School
1.	Tom Mell	10.6	L&C
2.	Torræe Harry	10.6	WOSC
3.	Rich Torquato	10.7	WU
4.	Greg Beery	10.8	L&C
5.	Brian Gilstrap	10.9	WU
6.	Kelly Ferrenburg	11.0	Lin
7.			
8.			

## EVENT: 5000m

Place	Name	Time Ht./Dist.	School
1.	Mike Friess	14:47.2	Lin
2.	Joe Alward	14:57.8	Lin
3.	James Wyatt	14:59.5	Lin
4.	David Gilroy	15:01	WU
5.	Paul Yunker	15:20	WU
6.	Bob Frost	15:22.2	Lin
7.			
8.			

## EVENT: 4x400 RELAY

Place	Name	Time Ht./Dist.	School
1.		3:19.2	WOSC
2.		3:19.4	GFC
3.		3:22.7	WU
4.		3:24.0	NMC
5.		3:24.3	Lin
6.		3:24.3	L&C
7.			
8.			

## EVENT:

Place	Name	Time Ht./Dist.	School
1.			
2.			
3.			
4.			
5.			
6.			
7.			
8.			

## EVENT:

Place	Name	Time Ht./Dist.	School
1.			
2.			
3.			
4.			
5.			
6.			
7.			
8.			

## EVENT:

Place	Name	Time Ht./Dist.	School
1.			
2.			
3.			
4.			
5.			
6.			
7.			
8.			

## EVENT:

Place	Name	Time Ht./Dist.	School
1.			
2.			
3.			
4.			
5.			
6.			
7.			
8.			



DISTRICT TRACK & FIELD CHAMPIONSHIPS - WILLAMETTE - May 9 & 10, 1986 ('len)

TEAM SCORES: Southern Oregon 174, Western Oregon 1663/5, Willamette 1567/10, Linfield 953/5, Lewis & Clark 36, George Fox 343/5, Eastern Oregon 30, Northwest Nazarene 15½

HAMMER THROW - (1)Glen Hill, WOSC, 178'9"; (2)Phil Killinger, Lin, 164'8"; (3)Brian Caster, Lin, 164'8"; (4)Scott Polen, WOSC, 158'9"; (5)Jim Gorman, Will, 153'10"; (6)Soren Sorenson, 152'0"; (7)Mike Watts, GF, 147'5"; (8)Doug Dean, Lin, 146'5".

10,000M - (1)Kirk Reynolds, LC, 31:42.21; Greg Miller, EOSC, 31:46.72; Jerred Gildehaus, GF, 31:51.79; Andy Libert, Will, 32:02.26; Ray Whitlow, Lin, 32:06.32; David Gilroy, Will, 32:22.57; Dwight Larabee, GF, 32:30.03; Joshua Sacon, SOSC, 32:40.01; Kevin Wright, NNC, 32:51.41; Bob Frost, Lin, 32:51.89.

LONG JUMP - (1)Joe Hill, SOSC, 22'10½"; (2)Kevin Connors, Will, 22'5"; (3)Kelly Ferrenburg, Lin, 22'1"; (4)Larry Conaway, WOSC, 21'103/4"; (5)Ron Mobley, WOSC, 21'10½"; (6)Kurt Hargett, WOSC, 21'63/4"; (7)Randy Coombs, LC, 21'6½"; (8)Les Harrison, GF, 20'7½".

DISCUS THROW - (1)Soren Sorenson, WOSC, 157'10"; (2)Ivan Parker, SOSC, 155'11"; (3)Mike Watts, GF, 146'6"; (4)Paul Maddox, GF, 140'3"; (5)Doug Sommer, Will, 139'6"; (6)Steve Curl, NNC, 139'1"; (7)Mike Schaan, SOSC, 135'3"; (8)Arnold Wardwell, SOSC, 132'1".

HIGH JUMP - (1)Joe Hill, SOSC, 6'6"; (2)Shawn Granger, SOSC, 6'6"; (3)Dwight French, WOSC, 6'5"; (4)Kevin Connors, Will, 6'3"; (5)tie Bryant Anderson, Lin, 6'1", Jim Holmes, WOSC, 6'1", Scott Healy, Will, 6'1", Rob Kliever, Will, 6'1", Keith Wrigley, GF, 6'1";

STEEPLECHASE - (1)Jason Sele, WOSC, 9:24.32; (2)James Edmark, Will, 9:27.71; (3)Ron Ares, LC, 9:44.75; (4)Duke Ritenhouse, LC, 9:48.14; (5)Brad Holbrook, SOSC, 9:48.42; (6)Scott Brall, GF, 9:55.41; (7)Doug Winn, Will, 10:05.79; (8)Dan Price, GF, 10:05.94; (9)Robert Crandall, 10:19.

SHOTPUT - (1)Ivan Parker, SOSC, 55'3"; (2)Michael County, SOSC, 48'7"; (3)Kellev Highberger, WOSC, 47'11"; (4)Arnold Wadwell, SOSC, 47'11"; (5)Soren Sorenson, WOSC, 47'5"; (6)Hank Wyborne, NNC, 46'6½"; (7)Matt Lydum, WOSC, 45'8"; (8)Randv Beetchow, EOSC, 41'11½".

TRIPLE JUMP - (1)Kevin Connors, Will, 47'0"; (2)Kele Marsters, Lin, 46'1¼"; (3)John Prevedello, Lin, 44'7½"; (4)Dwight French, WOSC, 44'23/4"; (5)Scott Anderson, WOSC, 42'11¼"; (6)Shawn Granger, SOSC, 42'4¼"; (7)Jerry Fuls, GF, 41'73/4"; (8)Keith Wrigley, GF, 41'7".

10,000M WALK - (1)Randy Jacobs, Will, 50:37.8; (2)Fred Clair, EOSC, 53:44.6; (3)Troy O'Donnell, Will, 59:54.4; (4)Mark Willamen, SOSC, 1:01:07.2.

400M RELAY - (1)Western Oregon (Biamont, Taylor, Findling, Mobley), 41.7; (2)Willamette, 43.3; (3)Southern Oregon, 43.3; (4)Lewis & Clark, 43.7; (5)Northwest Nazarene, NT; (6)George Fox, NT.

1500M - (1)Dave Beck, SOSC, 3:56.42; (2)Brandt Lind, WOSC, 3:57.03; (3)Todd Thomas, SOSC, 4:00.69; (4)Joe Alward, Lin, 4:02.48; (5)Ron Ares, LC, 4:02.58; (6)Andy Mithcell, Will, 4:05.59; (7)Dan O'Leary, Lin, 4:07.39; (8)Jason Sele, WOSC, 4:09.3; (9)John Schrock, WOSC, 4:14.04; (10)David Jordan, WOSC, 4:25.4.

110M HURDLES - (1)Sam Lapray, Will, 15.02; (2)Tim Rupp, SOSC, 15.27; (3)Kevin Taylor, SOSC, 15.69; (4)Larry Conaway, WOSC, 16.04; (5)Keith Wrigley, GF, 16.42; (6)Craig McKee, Will, 16.45; (7)Tim Dahlin, GF, 16.74.

100M - (1)Kevin Taylor, SOSC, 15.02; (2)Tim Rupp, SOSC, 15.27; (3)Kevin Taylor, SOSC, 15.69; (4)Larry Conaway, WOSC, 16.04; (5)Keith Wrigley, GF, 16.42; (6)Craig McKee, Will, 16.45; (7)Tim Dahlin, GF, 16.74.

DISTRICT TRACK & FIELD CHAMPIONSHIPS - MEN'S RESULTS CONT'D

400M - (1)David Searce, Will, 48.64; (2)Karl Findling, WOSC, 48.88; (3)D.J. Branson, SOSC, 49.56; (4)Jim Fahey, WOSC, 49.86; (5)Tim Sievers, NNC, 50.76.

POLE VAULT - (1) Kevin Taylor, SOSC, 14'0"; (2)Cary Dovenberg, SOSC, 13'2"; (3)Scott Anderson, WOSC, 13'2"; (4)Keith Wigley, GF, 13'2"; (5)Mike Gilbert, NNC, 12'8"(tie), Scott Healy, Will, 12'8"; (7)Ken Helm, Will, 12'8".

100M - (1)Greg Will, Lin, 11.22; (2)Ron Mobley, WOSC, 11.33; (3)Tom Mell, LC, 11.49; (4)Rich Torquato, Will, 11.51; (5)Tim Biamont, WOSC, 11.57; (6)Kurt Hargett, WOSC, 11.63; (7)Tim Hyatt, GF, 11.93.

800M - (1)Rob MacGinnitie, Will, 1:54.72; (2)Todd Thomas, SOSC, 1:54.86; (3)Steve Uomini, Will, 1:55.45; (4)Dave Beck, SOSC, 1:59.53; (5)Randy Swigart, GF, 1:59.72; (6)Ed Esse, WO, 2:00.7; (7)Rocky Baker, LC, 2:01.5.

400M HURDLES - (1)Bob DeVlydere, Will, 53.33; (2)Randy Reason, Lin, 54.52; (3)Tim Rupp, SOSC, 55.40; (4)Mike Gilbert, NNC, 55.58; (5)Sam Lapray, Will, 55.68; (6)Randy Folker, Will, 57.08; (7)Craig McKee, Will, 58.03; (8)Jeff Jacobs, WOSC, 58.77.

JAVELIN THROW - (1)Mike Keizur, WOSC, 204'11"; (2)Michael County, SOSC, 190'10"; (3)Allen Perkins, SOSC, 180'5"; (4)Rusty Lorenz, Will, 173'8"; (5)Cary Dovenberg, 172'9"; (6)Mark Garvey, Lin, 164'9".

200M - (1)Greg Will, Lin, 21.8; (2)Karl Findling, WOSC, 22.2; (3)Tim Biamont, WOSC, 22.6; (4)Curtis Brown, Lin, 22.9; (5)D.J. Bransom, SOSC, 23.1; (6)Tim Sievers, NNC, 23.3;

5000M - (1)Tad Woosley, WOSC, 14:55.3; (2)Joe Alward, Lin, 14:59.7; (3)Mike Kennedy, Lin, 15:07.8; (4)Greg Miller, EOSC, 15:08.8; (5)James Edmark, Will, 15:22.4; (6)Dan O'Leary, Lin, 15:25.1.

MILE  
1600M RELAY - (1)Western Oregon (Fahey, Hargett, Mobley, Gilbert), 3:19.59; (2)Willamette, 3:19.98; (3)Linfield, 3:21.79; (4)Lewis & Clark, 3:25.73; (5)Northwest Nazarene, 3:25.76; (6)Southern Oregon, 3:26.18; (7)George Fox, 3:29.16.

DISTRICT TRACK & FIELD CHAMPIONSHIPS - WILLAMETTE - May 9 & 10, 1986 (Men)

TEAM SCORES: Southern Oregon 174, Western Oregon 1663/5, Willamette 1567/10, Linfield 953/5, Lewis & Clark 36, George Fox 343/5, Eastern Oregon 30, Northwest Nazarene 15½

HAMMER THROW - (1)Glen Hill, WOSC, 178'9"; (2)Phil Killinger, Lin, 164'8"; (3)Brian Caster, Lin, 164'8"; (4)Scott Polen, WOSC, 158'9"; (5)Jim Gorman, Will, 153'10"; (6)Soren Sorenson, 152'0"; (7)Mike Watts, GF, 147'5"; (8)Doug Dean, Lin, 146'5".

10,000M - (1)Kirk Reynolds, LC, 31:42.21; Greg Miller, EOSC, 31:46.72; Jerred Gildehaus, GF, 31:51.79; Andy Libert, Will, 32:02.26; Ray Whitlow, Lin, 32:06.32; David Gilroy, Will, 32:22.57; Dwight Larabee, GF, 32:30.03; Joshua Sacon, SOSC, 32:40.01; Kevin Wright, NNC, 32:51.41; Bob Frost, Lin, 32:51.89.

LONG JUMP - (1)Joe Hill, SOSC, 22'10½"; (2)Kevin Connors, Will, 22'5"; (3)Kelly Ferrenburg, Lin, 22'1"; (4)Larry Conaway, WOSC, 21'10¾"; (5)Ron Mobley, WOSC, 21'10½"; (6)Kurt Hargett, WOSC, 21'6¾"; (7)Randy Coombs, LC, 21'6½"; (8)Les Harrison, GF, 20'7½".

DISCUS THROW - (1)Soren Sorenson, WOSC, 157'10"; (2)Ivan Parker, SOSC, 155'11"; (3)Mike Watts, GF, 146'6"; (4)Paul Maddox, GF, 140'3"; (5)Doug Sommer, Will, 139'6"; (6)Steve Curl, NNC, 139'1"; (7)Mike Schaan, SOSC, 135'3"; (8)Arnold Wardwell, SOSC, 132'1".

HIGH JUMP - (1)Joe Hill, SOSC, 6'6"; (2)Shawn Granger, SOSC, 6'6"; (3)Dwight French, WOSC, 6'5"; (4)Kevin Connors, Will, 6'3"; (5)Tie Bryant Anderson, Lin, 6'1", Jim Holmes, WOSC, 6'1", Scott Healy, Will, 6'1", Rob Kliever, Will, 6'1", Keith Wigley, GF, 6'1";

STEEPLECHASE - (1)Jason Sele, WOSC, 9:24.32; (2)James Edmark, Will, 9:27.71; (3)Ron Ares, LC, 9:44.75; (4)Duke Ritenhouse, LC, 9:48.14; (5)Brad Holbrook, SOSC, 9:48.42; (6)Scott Ball, GF, 9:55.41; (7)Doug Winn, Will, 10:05.79; (8)Dan Price, GF, 10:05.94; (9)Robert Crandall, 10:19.

SHOTPUT - (1)Ivan Parker, SOSC, 55'3"; (2)Michael County, SOSC, 48'7"; (3)Kelley Highberger, WOSC, 47'11"; (4)Arnold Wadwell, SOSC, 47'11"; (5)Soren Sorenson, WOSC, 47'5"; (6)Hank Wyborne, NNC, 46'6½"; (7)Matt Lydum, WOSC, 45'8"; (8)Randy Beetchow, EOSC, 41'11½".

TRIPLE JUMP - (1)Kevin Connors, Will, 47'0"; (2)Kele Marsters, Lin, 46'1½"; (3)John Prevedello, Lin, 44'7½"; (4)Dwight French, WOSC, 44'2¾"; (5)Scott Anderson, WOSC, 42'11½"; (6)Shawn Granger, SOSC, 42'4½"; (7)Jerry Fuls, GF, 41'7¾"; (8)Keith Wigley, GF, 41'7".

10,000M WALK - (1)Randy Jacobs, Will, 50:37.8; (2)Fred Clair, EOSC, 53:44.6; (3)Troy O'Donnell, Will, 59:54.4; (4)Mark Willamen, SOSC, 1:01:07.2.

400M RELAY - (1)Western Oregon (Biamont, Taylor, Findling, Mobley), 41.7; (2)Willamette, 43.3; (3)Southern Oregon, 43.3; (4)Lewis & Clark, 43.7; (5)Northwest Nazarene, NT; (6)George Fox, NT.

1500M - (1)Dave Beck, SOSC, 3:56.42; (2)Brandt Lind, WOSC, 3:57.03; (3)Todd Thomas, SOSC, 4:00.69; (4)Joe Alward, Lin, 4:02.48; (5)Ron Ares, LC, 4:02.58; (6)Andy Mithcell, Will, 4:05.59; (7)Dan O'Leary, Lin, 4:07.39; (8)Jason Sele, WOSC, 4:09.3; (9)John Schrock, WOSC, 4:14.04; (10)David Jordan, WOSC, 4:25.4.

110M HURDLES - (1)Sam Lapray, Will, 15.02; (2)Tim Ruon, SOSC, 15.27; (3)Kevin Taylor, SOSC, 15.69; (4)Larry Conaway, WOSC, 16.04; (5)Keith Wigley, GF, 16.42; (6)Craig McKee, Will, 16.45; (7)Tim Dahlin, GF, 16.74.



DISTRICT TRACK & FIELD CHAMPIONSHIPS - MEN'S RESULTS CONT'D

400M - (1)David Searce, Will, 48.64; (2)Karl Findling, WOSC, 48.88; (3)D.J. Branson, SOSC, 49.56; (4)Jim Fahey, WOSC, 49.86; (5)Tim Sievers, NNC, 50.76.

POLE VAULT - (1) Kevin Taylor, SOSC, 14'0"; (2)Cary Dovenberg, SOSC, 13'2"; (3)Scott Anderson, WOSC, 13'2"; (4)Keith Wigley, GF, 13'2"; (5)Mike Gilbert, NNC, 12'8"(tie), Scott Healy, Will, 12'8"; (7)Ken Helm, Will, 12'8".

100M - (1)Greg Will, Lin, 11.22; (2)Ron Mobley, WOSC, 11.33; (3)Tom Mell, LC, 11.49; (4)Rich Torquato, Will, 11.51; (5)Tim Biamont, WOSC, 11.57; (6)Kurt Hargett, WOSC, 11.63; (7)Tim Hyatt, GF, 11.93.

800M - (1)Rob MacGinnitie, Will, 1:54.72; (2)Todd Thomas, SOSC, 1:54.86; (3)Steve Uomini, Will, 1:55.45; (4)Dave Beck, SOSC, 1:59.53; (5)Randy Swigart, GF, 1:59.72; (6)Ed Esse, WO, 2:00.7; (7)Rocky Baker, LC, 2:01.5.

400M HURDLES - (1)Bob DeVlydere, Will, 53.33; (2)Randy Reason, Lin, 54.52; (3)Tim Rupp, SOSC, 55.40; (4)Mike Gilbert, NNC, 55.58; (5)Sam Lapray, Will, 55.68; (6)Randy Folker, Will, 57.08; (7)Craig McKee, Will, 58.03; (8)Jeff Jacobs, WOSC, 58.77.

JAVELIN THROW - (1)Mike Keizur, WOSC, 204'11"; (2)Michael County, SOSC, 190'10"; (3)Allen Perkins, SOSC, 180'5"; (4)Rusty Lorenz, Will, 173'8"; (5)Cary Dovenberg, 172'9"; (6)Mark Garvey, Lin, 164'9".

200M - (1)Greg Will, Lin, 21.8; (2)Karl Findling, WOSC, 22.2; (3)Tim Biamont, WOSC, 22.6; (4)Curtis Brown, Lin, 22.9; (5)D.J. Bransom, SOSC, 23.1; (6)Tim Sievers, NNC, 23.3.

5000M - (1)Tad Woosley, WOSC, 14:55.3; (2)Joe Alward, Lin, 14:59.7; (3)Mike Kennedy, Lin, 15:07.8; (4)Greg Miller, EOSC, 15:08.8; (5)James Edmark, Will, 15:22.4; (6)Dan O'Leary, Lin, 15:25.1.

1600M RELAY - (1)Western Oregon (Fahey, Hargett, Mobley, Gilbert), 3:19.59; (2)Willamette, 3:19.98; (3)Linfield, 3:21.79; (4)Lewis & Clark, 3:25.73; (5)Northwest Nazarene, 3:25.76; (6)Southern Oregon, 3:26.18; (7)George Fox, 3:29.16.

DISTRICT TRACK & FIELD CHAMPIONSHIPS - WILLAMETTE - May 9 & 10, 1986 (Women)

TEAM SCORES: Western Oregon 171½, Willamette 96½, Linfield 93, Lewis & Clark 90, Southern Oregon 67, University of Portland 65, George Fox 31, Northwest Nazarene 15, Eastern Oregon 13

10,000M - (1) Marilyn Fishback, Will, 38:52.4(HT); (2) Nancy Roley, GF, 40:33.7(HT); (3) Susan Murray, LC, 41:12.1(HT); (4) Teresa Beeman, Lin, 41:28.3(HT); (5) Shawn Benningfield, WOSC, 41:35.7(HT).

3,000M - (1) Ann Manning, UP, 9:34.38; (2) Laura Johnson, UP, 9:45.45; (3) Mary Hillenkamp, UP, 10:04.86; (4) Kristy Johnston, UP, 10:10.43; (5) Julie O'Leary, WOSC, 10:19.86; (6) Karen Wilhelms, UP, 10:32.58; (7) Kristin Peterson, Will, 10:42.92; (8) Megan O'Leary, EOSC, 11:18.46; (9) Kathy Hiatt, SOSC, 11:32.68.

800M MEDLEY - (1) Western Oregon (Seuell, Hannon, Wegener, Wright), 1:48.49; (2) Southern Oregon, 1:52.28; (3) Linfield, 1:54.71; (4) Willamette, 1:54.77; (5) Lewis & Clark, 1:56.68.

DISCUS THROW - (1) Lea Bush, Will, 140'4"; (2) Paula Wittenberg, GF, 138'8"; (3) Dana Jester, WOSC, 123'0"; (4) Debbie Garrison, SOSC, 121'11"; (5) Dixie McCadden, EOSC, 115'11"; (6) Cheryl Funk, GF, 108-7.

LONG JUMP - (1) Sharon Jensen, WOSC, 17'6"; (2) Shelly Woodside, Lin, 17'1½"; (3) Karla Jones, Will, 16'10"; (4) Pam Arens, Will, 16'8"; (5) Carol Lafferty, NNC, 16'3¾"; (6) Teresa Hannon, WOSC, 16'1¼"; (7) Cathy Buhler, UP, 15'11"; (8) Sandy Duchow, LC, 15'10½".

HIGH JUMP - (1) Amy Bolger, LC, 5'5"; (2) Lisa Lind, Lin, 5'4"; (3) Amy Gakstatter, Will, 5'3"; (4) Kelley Lovejoy, WOSC, 5'3"; (5) Melonie Bryne, WOSC, 5'1"(tie), Shannon Baird, Will, 5'1".

JAVELIN THROW - (1) Debbie Barnhurst, WOSC, 146'1"; (2) Lori Wagner, SOSC, 141'5"; (3) Denise Fox, GF, 140'3"; (4) Chris Etner, SOSC, 137'8"; (5) Kim Halter, Lin, 137'7"; (6) Leslie Johnson, LC, 133'8"; (7) Karen Carpenter, NNC, 119'7"; (8) Kellie Osborn, 118'5".

400M RELAY - (1) Western Oregon (Seuell, Wright, Hannon, Wegener), 49.0; (2) Linfield, 50.0; (3) Southern Oregon, 50.7; (4) Lewis & Clark, 51.3; (4) Willamette, 51.4.

1500M - (1) Laura Johnson, UP, 4:28.61; (2) Ann Manning, UP, 4:31.48; (3) Julie O'Leary, WOSC, 4:44.44; (4) Kathryn O'Leary, WOSC, 4:46.71; (5) Jennifer Neilson, Will, 4:47.82; (6) Angela Thatcher, Lin, 4:52.53; (7) Julie Richardson, WOSC, 4:59.88; (8) Kris Knobel, WOSC, 5:05.49.

SHOTPUT (1) Dixie McCadden, EOSC, 41'1"; (2) Lea Bush, Will, 39'3½"; (3) Debbie Garrison, SOSC, 38'7½"; (4) Dana Jester, WOSC, 38'5"; (5) Cheryl Funk, GF, 37'4"; (6) Melanie Byrne, WOSC, 31'5".

100M HURDLES - (1) Shelly Woodside, Lin, 15.69; (2) Sharon Jensen, WOSC, 15.98; (3) Linda Olson, SOSC, 16.20; (4) Sarah Lowell, LC, 16.31; (5) Lisa Lind, Lin, 16.84; (6) Sandy Ward, SOSC, 16.98; (7) Karen Wilkinson, GF, 17.38; (8) Liz Ardinger, LC, 17.77.

100M - (1) Sheren Wegner, WOSC, 12.06; (2) Kim Klein, Will, 13.24; (3) Carolyn Lafferty, NNC, 13.44; (4) Linda Olson, SOSC, 13.53; (5) Cathy Sewell, WOSC, 13.59; (6) Crystal Simon, Will, 13.91.

200M - (1) Sheren Wegener, WOSC, 25.47; (2) Kelly Wright, WOSC, 25.99; (3) Cathy Buhler, UP, 26.96; (4) Cathy Sewell, WOSC, 27.05; (5) Carolyn Lafferty, NNC, 27.14; (6) Kathy Staat, SOSC, 27.71; (7) Diane Williams, SOSC, 28.52; (8) Holly Duncan, NNC, 29.00.

DISTRICT TRACK & FIELD CHAMPIONSHIPS - WOMEN'S RESULTS CONT'D

800M - (1)Joanne Hudson, WOSC, 2:20.1; (2)Theresa Kosctiecs, UP, 2:20.4; (3)Tammy Young, WOSC, 2:20.8; (4)Patty Aho, WOSC, 2:21.9; (5)Kathryn O'Leary, WOSC, 2:22.4; (6)Meg Finaly, LC, 2:22.7.

400M - (1)Kelley Wright, WOSC, 57.73; (2)Nicole Perry, LC, 1:00.38; (3)Kari Larsen, LC, 1:01.75; (4)Diane Williams, SOSC, 1:03.18; (5)Holly Duncan, NNC, 1:04.40; (6)Diane Evers, EOSC, 1:05.32.

400M HURDLES - (1)Petra Johnson, Lin, 1:04.63; (2)Christie Lawson, SOSC, 1:07.87; (3)Michelle Thomas, LC, 1:10.17; (4)Mary Thomson, Lin, 1:11.66; (5)Liz Ardinger, LC, 1:13.30; (6)Linda Olsen, SOSC, 1:14.22.

TRIPLE JUMP - (1)Shelly Woodside, Lin, 36'2"; (2)Sandy Duchow, LC, 34'43/4"; (3)Teresa Hannon, WOSC, 33'4"; (4)Amy Bolger, LC, 32'6½"; (5)Dyan Cartwright, SOSC, 31'8½"; (6)Chris Chua, NNC, 30'10"; (7)Sarah Lowell, LC, 30'5½"; (8)Kelley Lovejoy, WOSC, 30'1¼".

5000M - (1)Kara Crisifulli, Will, 17:40.8; (2)Kristin Peterson, Will, 18:26.8; (3)Nancy Roley, GF, 18:33.8; (4)Angela Thatcher, Lin, 18:37.7; (5)Laurie Bristow, Lin, 18:52.6; (6)Cathy Mithelmore, LC, 18:57.6; (7)Laurie Underwood, LC, 19:03.1; (8)Julie Dimick, WOSC, 19:09.4.

1600M RELAY - (1)Western Oregon (Jensen, Hudson, Wegener, Wright), 4:05.01; (2)Lewis & Clark, 4:11.56; (3)Willamette, 4:12.26; (4)Southern Oregon, 4:20.61.



DISTRICT TRACK & FIELD CHAMPIONSHIPS - WILLAMETTE - May 9, 1986 (Men)

PRELIMINARIES

100M

HEAT 1 - (1)Greg Will, Lin, 11.12; (2)Les Taylor, WOSC, 11.28; (3)Ron Mobley, WOSC, 11.33; (4)Tim Hyatt, GF, 11.79; (5)Greg Joelson, Will, 11.98.

HEAT 2 - (1)Tom Mell, LC, 11.52; (2)Tim Biamont, WOSC, 11.62; (3)Rich Torquato, Will, 11.64; (4)Kurt Hargett, WOSC, 11.71; (5)Curtis Brown, Lin, 11.72.

400M HURDLES

HEAT 1 - (1)Bob Devyldere, Will, 56.63; (2)Mike Gilbert, NNC, 57.19; (3)Randy Folker, Will, 59.33; (4)Jeff Jacobs, WOSC, 59.56; (5)Tim Dahlin, GF, 59.79.

HEAT 2 - (1)Randy Reason, Lin, 56.51; (2)Tim Rupp, SOSC, 56.89; (3)Craig McKee, Will, 57.54; (4)Sam Lapray, Will, 58.04; (5)Tim Clark, LC, 58.22; (6)Glen Coblins, WOSC, 1:01.50.

200M

HEAT - (1)Greg Will, Lin, 22.0; (2)Les Taylor, WOSC, 22.7; (3)D.J. Bransom, SOSC, 23.0; (4)Tim Sievers, NNC, 23.0; (5)Greg Joelson, Will, 23.8.

HEAT 2 - (1)Karl Findling, WOSC, 22.23; (2)Tim Biamont, WOSC, 23.01; (3)Tom Mell, LC, 23.07; (4)Curtis Brown, Lin, 23.21; (5)Dave Mueller, GF, 23.89.

DISTRICT TRACK & FIELD CHAMPIONSHIPS - WILLAMETTE - May 9, 1986 (Women)

PRELIMINARIES

100M HURDLES

HEAT 1 - (1)Shelly Woodside, Lin, 16.10; (2)Sharon Jensen, WOSC, 16.30; (3)Sandv Ward, SOSC, 17.40; (4)Karen Wilkinson, GF, 17.9; (5)Michelle Thomas, LC, 19.00.

HEAT 2 - (1)Linda Olson, SOSC, 16.6; (2)Lisa Lind, Lin, 16.7; (3)Sarah Lowell, LC, 17.1; (4)Liz Ardinger, LC, 18.1; (5)Cathy Buhler, UF, 19.1.

200M

HEAT 1 - (1)Kelley-Wright, WOSC, 26.42; (2)Cath Sewell, WOSC, 27.06; (3)Cathy Buhler, UF, 27.24; (4)Diane Williams, SOSC, 28.19; (5)Holly Duncan, NNC, 28.59.

HEAT 2 - (1)Sheren Wegener, WOSC, 26.27; (2)Carolyn Lafferty, NNC, 27.06; (3)Kathy Staat, SOSC, 27.81.

TEAM SCORES: Western Oregon 171½, Willamette 96½, Linfield 93, Lewis & Clark 90, Southern Oregon 67, University of Portland 65, George Fox 31, Northwest Nazarene 15, Eastern Oregon 13

10,000M - (1) Marilyn Fishback, Will, 38:52.4(HT); (2) Nancy Roley, GF, 40:33.7(HT); (3) Susan Murray, LC, 41:12.1(HT); (4) Teresa Beeman, Lin, 41:28.3(HT); (5) Shawn Benningfield, WOSC, 41:35.7(HT),

3,000M - (1) Ann Manning, UP, 9:34.38; (2) Laura Johnson, UP, 9:45.45; (3) Mary Hillenkamp, UP, 10:04.86; (4) Kristy Johnston, UP, 10:10.43; (5) Julie O'Leary, WOSC, 10:19.86; (6) Karen Wilhelms, UP, 10:32.58; (7) Kristin Peterson, Will, 10:42.92; (8) Megan O'Leary, EOSC, 11:18.46; (9) Kathy Hiatt, SOSC, 11:32.68.

800M MEDLEY - (1) Western Oregon (Seuell, Hannon, Wegener, Wright), 1:48.49; (2) Southern Oregon, 1:52.28; (3) Linfield, 1:54.71; (4) Willamette, 1:54.77; (5) Lewis & Clark, 1:56.68.

DISCUS THROW - (1) Lea Bush, Will, 140'4"; (2) Paula Wittenberg, GF, 138'8"; (3) Dana Jester, WOSC, 123'0"; (4) Debbie Garrison, SOSC, 121'11"; (5) Dixie McCadden, EOSC, 115'11".

LONG JUMP - (1) Sharon Jensen, WOSC, 17'6"; (2) Shelly Woodside, Lin, 17'1½"; (3) Karla Jones, Will, 16'10"; (4) Pam Arens, Will, 16'8"; (5) Carol Lafferty, NNC, 16'33/4"; (6) Teresa Hannon, WOSC, 16'1¼"; (7) Cathy Buhler, UP, 15'11"; (8) Sandy Duchow, LC, 15'10½".

HIGH JUMP - (1) Amy Bolger, LC, 5'5"; (2) Lisa Lind, Lin, 5'4"; (3) Amy Gakstatter, Will, 5'3"; (4) Kelley Lovejoy, WOSC, 5'3"; (5) Melonie Bryne, WOSC, 5'1"(tie), Shannon Baird, Will, 5'1".

JAVELIN THROW - (1) Debbie Barnhurst, WOSC, 146'1"; (2) Lori Wagner, SOSC, 141'5"; (3) Denise Fox, GF, 140'3"; (4) Chris Etner, SOSC, 137'8"; (5) Kim Halter, Lin, 137'7"; (6) Leslie Johnson, LC, 133'8"; (7) Karen Carpenter, NNC, 119'7"; (8) Kellie Osborn, 118'5".

400M RELAY - (1) Western Oregon (Seuell, Wright, Hannon, Wegener), 49.0; (2) Linfield, 50.0; (3) Southern Oregon, 50.7; (4) Lewis & Clark, 51.3; (4) Willamette, 51.4.

1500M - (1) Laura Johnson, UP, 4:28.61; (2) Ann Manning, UP, 4:31.48; (3) Julie O'Leary, WOSC, 4:44.44; (4) Kathryn O'Leary, WOSC, 4:46.71; (5) Jennifer Neilson, Will, 4:47.82; (6) Angela Thatcher, Lin, 4:52.53; (7) Julie Richardson, WOSC, 4:59.88; (8) Kris Knobel, WOSC, 5:05.49.

SHOTPUT - (1) Dixie McCadden, EOSC, 41'1"; (2) Lea Bush, Will, 39'3½"; (3) Debbie Garrison, SOSC, 38'7½"; (4) Dana Jester, WOSC, 38'5"; (5) Cheryl Funk, GF, 37'4"; (6) Melanie Byrne, WOSC, 31'5".

100M HURDLES - (1) Shelly Woodside, Lin, 15.69; (2) Sharon Jensen, WOSC, 15.98; (3) Linda Olson, SOSC, 16.20; (4) Sarah Lowell, LC, 16.31; (5) Lisa Lind, Lin, 16.84; (6) Sandy Ward, SOSC, 16.98; (7) Karen Wilkinson, GF, 17.38; (8) Liz Ardinger, LC, 17.77.

100M - (1) Sheren Wegner, WOSC, 12.06; (2) Kim Klein, Will, 13.24; (3) Carolyn Lafferty, NNC, 13.44; (4) Linda Olson, SOSC, 13.53; (5) Cathy Sewell, WOSC, 13.59; (6) Crystal Simon, Will, 13.91.

200M - (1) Sheren Wegener, WOSC, 25.47; (2) Kelly Wright, WOSC, 25.99; (3) Cathy Buhler, UP, 26.96; (4) Cathy Sewell, WOSC, 27.05; (5) Carolyn Lafferty, NNC, 27.14; (6) Kathy Staat, SOSC, 27.71; (7) Diane Williams, SOSC, 28.52; (8) Holly Duncan, NNC, 29.00.

DISTRICT TRACK & FIELD CHAMPIONSHIPS - WOMEN'S RESULTS CONT'D

800M - (1)Joanne Hudson, WOSC, 2:20.1; (2)Theresa Kosctiecs, UP, 2:20.4; (3)Tammy Young, WOSC, 2:20.8; (4)Patty Aho, WOSC, 2:21.9; (5)Kathryn O'Leary, WOSC, 2:22.4; (6)Meg Finaly, LC, 2:22.7.

400M - (1)Kelley Wright, WOSC, 57.73; (2)Nicole Perry, LC, 1:00.38; (3)Kari Larsen, LC, 1:01.75; (4)Diane Williams, SOSC, 1:03.18; (5)Holly Duncan, NNC, 1:04.40; (6)Diane Evers, EOSC, 1:05.32.

400M HURDLES - (1)Petra Johnson, Lin, 1:04.63; (2)Christie Lawson, SOSC, 1:07.87; (3)Michelle Thomas, LC, 1:10.17; (4)Mary Thomson, Lin, 1:11.66; (5)Liz Ardinger, LC, 1:13.30; (6)Linda Olsen, SOSC, 1:14.22.

TRIPLE JUMP - (1)Shelly Woodside, Lin, 36'2"; (2)Sandy Duchow, LC, 34'43/4"; (3)Teresa Hannon, WOSC, 33'4"; (4)Amy Bolger, LC, 32'6½"; (5)Dyan Cartwright, SOSC, 31'8½"; (6)Chris Chua, NNC, 30'10"; (7)Sarah Lowell, LC, 30'5½"; (8)Kelley Lovejoy, WOSC, 30'1¼".

5000M - (1)Kara Crisifulli, Will, 17:40.8; (2)Kristin Peterson, Will, 18:26.8; (3)Nancy Roley, GF, 18:33.8; (4)Angela Thatcher, Lin, 18:37.7; (5)Laurie Bristow, Lin, 18:52.6; (6)Cathy Mithelmore, LC, 18:57.6; (7)Laurie Underwood, LC, 19:03.1; (8)Julie Dimick, WOSC, 19:09.4.

1600M RELAY - (1)Western Oregon (Jensen, Hudson, Wegener, Wright), 4:05.01; (2)Lewis & Clark, 4:11.56; (3)Willamette, 4:12.26; (4)Southern Oregon, 4:20.61.



DISTRICT TRACK & FIELD CHAMPIONSHIPS - WILLAMETTE - MAY 9 & 10, 1986 - Men

TEAM SCORES: Southern Oregon 174, Western Oregon 1663/5, Willamette 1567/10. Linfield 953/5, Lewis & Clark 36, George Fox 343/5, Eastern Oregon 30, Northwest Nazarene 15½.

HAMMER THROW - (1) Glen Hill, WOSC, 178'9"; (2) Phil Killinger, Lin, 164'8"; (3) Brian Caster, Lin, 164'8"; (4) Scott Polen, WOSC, 158'9"; (5) Jim Gorman, Will, 153'10"; (6) Soren Sorenson, 152'0"; (7) Mike Watts, GF, 147'5"; (8) Doug Dean, Lin, 146'5".

10,000m - (1) Kirk Reynolds, LC, 31:42.21; (2) Greg Miller, EOSC, 31:46.72; (3) Jerred Gildehaus, GF, 31:51.79; (4) Andy Libert, Will, 32:02.26; (5) Ray Whitlow, Lin, 32:06.32; (6) David Gilroy, Will, 32:22.57; (7) Dwight Larabee, GF, 32:30.03; (8) Joshua Sacon, SOSC, 32:40.01; (9) Kevin Wright, NNC, 32:51.41; (10) Bob Frost, Lin, 32:51.89.

LONG JUMP - (1) Joe Hill, SOSC, 22'10½"; (2) Kevin Connors, Will, 22'5"; (3) Kelly Ferrenburg, Lin, 22'1"; (4) Larry Conaway, WOSC, 21'10 3/4"; (5) Ron Mobley, WOSC, 21'10½"; (6) Kurt Hargett, WOSC, 21'6 3/4"; (7) Randy Coombs, LC, 21'6½"; (8) Les Harrison, GF, 20'7½".

DISCUS THROW - (1) Soren Sorenson, WOSC, 157'10"; (2) Ivan Parker, SOSC, 155'11"; (3) Mike Watts, GF, 146'6"; (4) Paul Maddox, GF, 140'3"; (5) Doug Sommer, Will, 139'6"; (6) Steve Curl, NNC, 139'1"; (7) Mike Schaan, SOSC, 135'3"; (8) Arnold Wardwell, SOSC, 132'1".

HIGH JUMP - (1) Joe Hill, SOSC, 6'6"; (2) Shawn Graner, SOSC, 6'6"; (3) Dwight French, WOSC, 6'5"; (4) Kevin Connors, Will, 6'3"; (5) (tie) Bryant Anderson, Lin, 6'1", Jim Holmes, WOSC, 6'1", Scott Healy, Will, 6'1", Rob Kliever, Will, 6'1", Keith Wrigley, GF, 6'1".

STEEPLECHASE - (1) Jason Sele, WOSC, 9:24.32; (2) James Edmark, Will, 9:27.71; (3) Ron Ares, LC, 9:44.75; (4) Duke Ritenhouse, LC, 9:48.14; (5) Brad Holbrook, SOSC, 9:48.42; (6) Scott Ball, GF, 9:55.41; (7) Doug Winn, 10:05.79; (8) Dan Price, GF, 10:05.94; (9) Robert Crandall, LC, 10:19.

SHOTPUT - (1) Ivan Parker, SOSC, 55'3"; (2) Michael County, SOSC, 48'7"; (3) Kelley Highberger, WOSC, 47'11"; (4) Arnold Wadwell, SOSC, 47'11"; (5) Soren Sorenson, WOSC, 47'5"; (6) Hank Wyborne, NNC, 46'6½"; (7) Matt Lydum, WOSC, 45'8"; (8) Randy Beetchow, EOSC, 41'11½".

TRIPLE JUMP - (1) Kevin Connors, Will, 47'0"; (2) Kele Marsters, Lin, 46'1½"; (3) John Prevedello, Lin, 44'7½"; (4) Dwight French, WOSC, 44'2 3/4"; (5) Scott Anderson, WOSC, 42'11½"; (6) Shawn Granger, SOSC, 42'4½"; (7) Jerry Fuls, GF, 41'7 3/4"; (8) Keith Wigley, GF, 41'7".

10,000m WALK - (1) Randy Jacobs, Will, 50:37.8; (2) Fred Clair, EOSC, 53:44.6; (3) Troy O'Donnell, Will, 59:54.4; (4) Mark Willamen, SOSC, 1:01:07.2.

400m RELAY - (1) Western Oregon (Biamont, Taylor, Findling, Mobley), 41.7; (2) Willamette, 43.3; (3) Southern Oregon, 43.3; (4) Lewis & Clark, 43.7; (5) Northwest Nazarene, NT, (6) George Fox, NT.

1500m - (1) Dave Beck, SOSC, 3:56.42; (2) Brandt Lind, WOSC, 3:57.03; (3) Todd Thomas, SOSC, 4:00.69; (4) Joe Alward, Lin, 4:02.48; (5) Ron Ares, LC, 4:02.58; (6) Andy Mitchell, Will, 4:05.59; (7) Dan O'Leary, Lin, 4:07.39; (8) Jason Sele, WOSC, 4:09.3; (9) John Schrock, WOSC, 4:14.04; (10) David Jordan, WOSC, 4:25.4.

DISTRICT CHAMPIONSHIPS

May 9 & 10, 1987

Page 2

110m HURDLES - (1) Sam Lapray, Will, 15.02; (2) Tim Rupp, SOSC, 15.27; (3) Kevin Taylor, SOSC, 15.69; (4) Larry Conaway, WOSC, 16.04; (5) Keith Wigley, GF, 16.42; (6) Craig McKee, Will, 16.45; (7) Tim Dahlin, GF, 16.74.

400m - (1) David Searce, Will, 48.64; (2) Karl Findling, WOSC, 48.88; (3) D.J. Branson, SOSC, 49.56; (4) Jim Fahey, WOSC, 49.86; (5) Tim Sievers, NNC, 50.76.

POLE VAULT - (1) Kevin Taylor, SOSC, 14'0"; (2) Cary Dovenberg, SOSC, 13'2"; (3) Scott Anderson, WOSC, 13'2"; (4) Keith Wigley, GF, 13'2"; (5) Mike Gilbert, NNC, 12' 8" (tie) Scott Healy, Will, 12'8"; Ken Helm, Will, 12'8".

100m - (1) Greg Will, Lin, 11.22; (2) Ron Mobley, WOSC, 11.33; (3) Tom Mell, LC, 11.49; (4) Rich Torquato, Will, 11.51; (5) Tim Biamont, WOSC, 11.57; (6) Kurt Hargett, WOSC, 11.63; (7) Tim Hyatt, GF, 11.93.

800m - (1) Rob MacGinnitie, Will, 1:54.72; (2) Todd Thomas, SOSC, 1:54.86; (3) Steve Uomini, Will, 1:55.45; (4) Dave Beck, SOSC, 1:59.53; (5) Randy Swigart, GF, 1:59.72; (6) Ed Esse, WO, 2:00.7; (7) Rocky Baker, LC, 2:01.5.

400m HURDLES - (1) Bob DeVlydere, Will, 53.33; (2) Randy Reason, Lin, 54.52; (3) Tim Rupp, SOSC, 55:40; (4) Mike Gilbert, NNC, 55.58; (5) Sam Lapray, Will, 55:68; (6) Randy Folker, Will, 57:08; (7) Craig McKee, Will, 58.03; (8) Jeff Jacobs, WOSC, 58.77.

JAVELIN THROW - (1) Mike Keizur, WOSC, 204'11"; (2) Michael County, SOSC, 190'10"; (3) Allen Perkins, SOSC, 180'5"; (4) Rusty Lorenz, Will, 173'8"; (5) Cary Dovenberg, SO, 172'9"; (6) Mark Garvey, Lin, 164'9".

200m - (1) Greg Will, Lin, 21.8; (2) Karl Findling, WOSC, 22.2; (3) Tim Biamont, WOSC, 22.6; (4) Curtis Brown, Lin, 22.9; (5) D.J. Bransom, SOSC, 23.1; (6) Tim Sievers, NNC, 23.3.

5000m - (1) Tad Woosley, WOSC, 14:55.3; (2) Joe Alward, Lin, 14:59.7; (3) Mike Kennedy, Lin, 15:07.8; (4) Greg Miller, EOSC, 15:08.8; (5) James Edmark, Will, 15:22.4; (6) Dan O'Leary, Lin, 15:25.1.

1600m RELAY - (1) Western Oregon (Fahey, Hargett, Mobley, Gilbert), 3:19.59; (2) Willamette, 3:19.98; (3) Linfield, 3:21.79; (4) Lewis & Clark, 3:25.73; (5) Northwest Nazarene, 3:25.76; (6) Southern Oregon, 3:26.18; (7) George Fox, 3:29.16.



DISTRICT TRACK & FIELD CHAMPIONSHIPS - WILLAMETTE - MAY 9 & 10, 1986 - Men

TEAM SCORES: Southern Oregon 174, Western Oregon 1663/5, Willamette 1567/10. Linfield 953/5, Lewis & Clark 36, George Fox 343/5, Eastern Oregon 30, Northwest Nazarene 15½.

HAMMER THROW - (1) Glen Hill, WOSC, 178'9"; (2) Phil Killinger, Lin, 164'8"; (3) Brian Caster, Lin, 164'8"; (4) Scott Polen, WOSC, 158'9"; (5) Jim Gorman, Will, 153'10"; (6) Soren Sorenson, 152'0"; (7) Mike Watts, GF, 147'5"; (8) Doug Dean, Lin, 146'5".

10,000m - (1) Kirk Reynolds, LC, 31:42.21; (2) Greg Miller, EOSC, 31:46.72; (3) Jerred Gildehaus, GF, 31:51.79; (4) Andy Libert, Will, 32:02.26; (5) Ray Whitlow, Lin, 32:06.32; (6) David Gilroy, Will, 32:22.57; (7) Dwight Larabee, GF, 32:30.03; (8) Joshua Sacon, SOSC, 32:40.01; (9) Kevin Wright, NNC, 32:51.41; (10) Bob Frost, Lin, 32:51.89.

LONG JUMP - (1) Joe Hill, SOSC, 22'10½"; (2) Kevin Connors, Will, 22'5"; (3) Kelly Ferrenburg, Lin, 22'1"; (4) Larry Conaway, WOSC, 21'10 3/4"; (5) Ron Mobley, WOSC, 21'10½"; (6) Kurt Hargett, WOSC, 21'6 3/4"; (7) Randy Coombs, LC, 21'6½"; (8) Les Harrison, GF, 20'7½".

DISCUS THROW - (1) Soren Sorenson, WOSC, 157'10"; (2) Ivan Parker, SOSC, 155'11"; (3) Mike Watts, GF, 146'6"; (4) Paul Maddox, GF, 140'3"; (5) Doug Sommer, Will, 139'6"; (6) Steve Curl, NNC, 139'1"; (7) Mike Schaan, SOSC, 135'3"; (8) Arnold Wardwell, SOSC, 132'1".

HIGH JUMP - (1) Joe Hill, SOSC, 6'6"; (2) Shawn Graner, SOSC, 6'6"; (3) Dwight French, WOSC, 6'5"; (4) Kevin Connors, Will, 6'3"; (5) (tie) Bryant Anderson, Lin, 6'1", Jim Holmes, WOSC, 6'1", Scott Healy, Will, 6'1", Rob Kliever, Will, 6'1", Keith Wrigley, GF, 6'1".

STEEPLECHASE - (1) Jason Sele, WOSC, 9:24.32; (2) James Edmark, Will, 9:27.71; (3) Ron Ares, LC, 9:44.75; (4) Duke Ritenhouse, LC, 9:48.14; (5) Brad Holbrook, SOSC, 9:48.42; (6) Scott Ball, GF, 9:55.41; (7) Doug Winn, Will, 10:05.79; (8) Dan Price, GF, 10:05.94; (9) Robert Crandall, LC, 10:19.

SHOTPUT - (1) Ivan Parker, SOSC, 55'3"; (2) Michael County, SOSC, 48'7"; (3) Kelley Highberger, WOSC, 47'11"; (4) Arnold Wadwell, SOSC, 47'11"; (5) Soren Sorenson, WOSC, 47'5"; (6) Hank Wyborne, NNC, 46'6½"; (7) Matt Lydum, WOSC, 45'8"; (8) Randy Beetchow, EOSC, 41'11½".

TRIPLE JUMP - (1) Kevin Connors, Will, 47'0"; (2) Kele Marsters, Lin, 46'11½"; (3) John Prevedello, Lin, 44'7½"; (4) Dwight French, WOSC, 44'2 3/4"; (5) Scott Anderson, WOSC, 42'11½"; (6) Shawn Granger, SOSC, 42'4½"; (7) Jerry Fuls, GF, 41'7 3/4"; (8) Keith Wigley, GF, 41'7".

10,000m WALK - (1) Randy Jacobs, Will, 50:37.8; (2) Fred Clair, EOSC, 53:44.6; (3) Troy O'Donnell, Will, 59:54.4; (4) Mark Willamen, SOSC, 1:01:07.2.

400m RELAY - (1) Western Oregon (Biamont, Taylor, Findling, Mobley), 41.7; (2) Willamette, 43.3; (3) Southern Oregon, 43.3; (4) Lewis & Clark, 43.7; (5) Northwest Nazarene, NT, (6) George Fox, NT.

1500m - (1) Dave Beck, SOSC, 3:56.42; (2) Brandt Lind, WOSC, 3:57.03; (3) Todd Thomas, SOSC, 4:00.69; (4) Joe Alward, Lin, 4:02.48; (5) Ron Ares, LC, 4:02.58; (6) Andy Mitchell, Will, 4:05.59; (7) Dan O'Leary, Lin, 4:07.39; (8) Jason Sele, WOSC, 4:09.3; (9) John Schrock, WOSC, 4:14.04; (10) David Jordan, WOSC, 4:25.4.



DISTRICT CHAMPIONSHIPS

May 9 & 10, 1987

Page 2

110m HURDLES - (1) Sam Lapray, Will, 15.02; (2) Tim Rupp, SOSC, 15.27; (3) Kevin Taylor, SOSC, 15.69; (4) Larry Conaway, WOSC, 16.04; (5) Keith Wigley, GF, 16.42; (6) Craig McKee, Will, 16.45; (7) Tim Dahlin, GF, 16.74.

400m - (1) David Searce, Will, 48.64; (2) Karl Findling, WOSC, 48.88; (3) D.J. Branson, SOSC, 49.56; (4) Jim Fahey, WOSC, 49.86; (5) Tim Sievers, NNC, 50.76.

POLE VAULT - (1) Kevin Taylor, SOSC, 14'0"; (2) Cary Dovenberg, SOSC, 13'2"; (3) Scott Anderson, WOSC, 13'2"; (4) Keith Wigley, GF, 13'2"; (5) Mike Gilbert, NNC, 12' 8" (tie) Scott Healy, Will, 12'8"; Ken Helm, Will, 12'8".

100m - (1) Greg Will, Lin, 11.22; (2) Ron Mobley, WOSC, 11.33; (3) Tom Mell, LC, 11.49; (4) Rich Torquato, Will, 11.51; (5) Tim Biamont, WOSC, 11.57; (6) Kurt Hargett, WOSC, 11.63; (7) Tim Hyatt, GF, 11.93.

800m - (1) Rob MacGinnitie, Will, 1:54.72; (2) Todd Thomas, SOSC, 1:54.86; (3) Steve Uomini, Will, 1:55.45; (4) Dave Beck, SOSC, 1:59.53; (5) Randy Swigart, GF, 1:59.72; (6) Ed Esse, WO, 2:00.7; (7) Rocky Baker, LC, 2:01.5.

400m HURDLES - (1) Bob DeVlydere, Will, 53.33; (2) Randy Reason, Lin, 54.52; (3) Tim Rupp, SOSC, 55:40; (4) Mike Gilbert, NNC, 55.58; (5) Sam Lapray, Will, 55:68; (6) Randy Folker, Will, 57:08; (7) Craig McKee, Will, 58.03; (8) Jeff Jacobs, WOSC, 58.77.

JAVELIN THROW - (1) Mike Keizur, WOSC, 204'11"; (2) Michael County, SOSC, 190'10"; (3) Allen Perkins, SOSC, 180'5"; (4) Rusty Lorenz, Will, 173'8"; (5) Cary Dovenberg, SO, 172'9"; (6) Mark Garvey, Lin, 164'9".

200m - (1) Greg Will, Lin, 21.8; (2) Karl Findling, WOSC, 22.2; (3) Tim Biamont, WOSC, 22.6; (4) Curtis Brown, Lin, 22.9; (5) D.J. Bransom, SOSC, 23.1; (6) Tim Sievers, NNC, 23.3.

5000m - (1) Tad Woosley, WOSC, 14:55.3; (2) Joe Alward, Lin, 14:59.7; (3) Mike Kennedy, Lin, 15:07.8; (4) Greg Miller, EOSC, 15:08.8; (5) James Edmark, Will, 15:22.4; (6) Dan O'Leary, Lin, 15:25.1.

1600m RELAY - (1) Western Oregon (Fahey, Hargett, Mobley, Gilbert), 3:19.59; (2) Willamette, 3:19.98; (3) Linfield, 3:21.79; (4) Lewis & Clark, 3:25.73; (5) Northwest Nazarene, 3:25.76; (6) Southern Oregon, 3:26.18; (7) George Fox, 3:29.16.

DISTRICT TRACK & FIELD CHAMPIONSHIPS - WILLAMETTE - MAY 9 & 10, 1986 - Women

TEAM SCORES: Western Oregon 171½, Willamette 96½, Linfield 93, Lewis & Clark 90, Southern Oregon 67, University of Portland 65, George Fox 31, Northwest Nazarene 15, Eastern Oregon 13.

10,000 - (1) Marilyn Fishback, Will, 38:52.4 (HT); (2) Nancy Roley, GF, 40:33.7 (HT); (3) Susan Murray, LC, 41:12.1 (HT); (4) Teresa Beeman, Lin, 41:28.3 (HT); (5) Shawn Benningfield, WOSC, 41:35.7 (HT).

3,000 - (1) Ann Manning, UP, 9:34.38; (2) Laura Johnson, UP, 9:45.45; (3) Mary Hellenkamp, UP, 10:04.86; (4) Kristy Johnston, UP, 10:10.43; (5) Julie O'Leary, WOSC, 10:19.86; (6) Karen Wilhems, UP, 10:32.58; (7) Kristin Peterson, Will, 10:42.92; (8) Megan O'Leary, EOSC, 11:18.46; (9) Kathy Hiatt, SOSC, 11:32.68.

800m MEDLEY - (1) Western Oregon (Seuell, Hannon, Wegener, Wright), 1:48.49; (2) Southern Oregon, 1:52.28; (3) Linfield, 1:54.71; (4) Willamette, 1:54.77; (5) Lewis & Clark, 1:56.68.

DISCUS THROW - (1) Lea Bush, Will, 140'4", (2) Paula Wittenberg, GF, 138'8"; (3) Dana Jester, WOSC, 123'0"; (4) Debbie Garrison, SOSC, 121'11"; (5) Dixie McCadden, EOSC, 115'11".

LONG JUMP - (1) Sharon Jensen, WOSC, 17'6"; (2) Shelly Woodside, Lin, 17'1½"; (3) Karla Jones, Will, 16'10"; (4) Pam Arens, Will, 16'8"; (5) Carol Lafferty, NNC, 16'3 3/4"; (6) Teresa Hannon, WOSC, 16'1½"; (7) Cathy Buhler, UP, 15'11"; (8) Sandy Duchow, LC, 15'10½".

HIGH JUMP - (1) Amy Bolger, LC, 5'5"; (2) Lisa Lind, Lin, 5'4"; (3) Amy Gakstatter, Will, 5'3"; (4) Kelley Lovejoy, WOSC, 5'3"; (5) Melonie Bryne, WOSC, 5'1" (tie), Shannon Baird, Will, 5'1".

JAVELIN THROW - (1) Debbie Barnhurst, WOSC, 146'1"; (2) Lori Wagner, SOSC, 141'5"; (3) Denise Fox, GF, 140'3"; (4) Chris Etner, SOSC, 137'8"; (5) Kim Halter, Lin, 137'7"; (6) Leslie Johnson, LC, 133'8"; (7) Karen Carpenter, NNC, 119'7"; (8) Kellie Osborn, 118'5".

400m RELAY - (1) Western Oregon (Seuell, Wright, Hannon, Wegener), 49.0; (2) Linfield, 50.0; (3) Southern Oregon, 50.7; (4) Lewis & Clark, 51.3; (4) Willamette, 51.4.

1500m - (1) Laura Johnson, UP, 4:28.61; (2) Ann Manning, UP, 4:31.48; (3) Julie O'Leary, WOSC, 4:44.44; (4) Kathryn O'Leary, WOSC, 4:46.71; (5) Jennifer Neilson, Will, 4:47.82; (6) Angela Thatcher, Lin, 4:52.53; (7) Julie Richardson, WOSC, 4:59.88; (8) Kris Knobel, WOSC, 5:05.49.

SHOTPUT - (1) Dixie McCadden, EOSC, 41'1"; (2) Lea Bush, Will, 39'3½"; (3) Debbie Garrison, SOSC, 38'7½"; (4) Dana Jester, WOSC, 38'5"; (5) Cheryl Funk, GF, 37'4"; (6) Melanie Byrne, WOSC, 31'5".

100m HURDLES - (1) Shelley Woodside, Lin, 15.69; (2) Sharon Jensen, WOSC, 15.98; (3) Linda Olson, SOSC, 16.20; (4) Sarah Lowell, LC, 16.31; (5) Lisa Lind, Lin, 16.84; (6) Sandy Ward, SOSC, 16.98; (7) Karen Wilkinson, GF, 17.38; (8) Liz Ardinger, LC, 17.77.

DISTRICT CHAMPIONSHIPS

MAY 9 & 10, 1987

Page 2

100m - (1) Sheren Wegener, WOSC, 12.06; (2) Kim Klein, Will, 13.24; (3) Carolyn Lafferty, NNC, 13.44; (4) Linda Olson, SOSC, 13.53; (5) Cathy Sewell, WOSC, 13.59; (6) Crystal Simon, Will, 13.91.

200m - (1) Sheren Wegener, WOSC, 25.47; (2) Kelley Wright, WOSC, 25.99; (3) Cathy Buhler, UP, 26.96; (4) Cathy Sewell, WOSC, 27.05; (5) Carolyn Lafferty, NNC, 27.14; (6) Kathy Staat, SOSC, 27.71; (7) Diane Willims, SOSC, 28.52; (8) Holly Duncan, NNC, 29.00.

800m - (1) Joanne Hudson, WOSC, 2:20.1; (2) Theresa Kosctiecs, UP, 2:20.4; (3) Tammy Young, WOSC, 2:20.8; (4) Patty Aho, WOSC, 2:21.9; (5) Kathryn O'Leary, WOSC, 2:22.4; (6) Meg Finaly, LC, 2:22.7.

400m - (1) Kelley Wright, WOSC, 57.73; (2) Nicole Perry, LC, 1:00.38; (3) Kari Larsen, LC, 1:01.75; (4) Diane Williams, SOSC, 1:03.18; (5) Holly Duncan, NNC, 1:04.40; (6) Diane Evers, EOSC, 1:05.32.

400m HURDLES - (1) Petra Johnson, Lin, 1:04.63; (2) Christie Lawson, SOSC, 1:07.87; (3) Michelle Thomas, LC, 1:10.17; (4) Mary Thomson, Lin, 1:11.66; (5) Liz Ardinger, LC, 1:13.30; (6) Linda Olsen, SOSC, 1:14.22.

TRIPLE JUMP - (1) Shelley Woodside, Lin, 36'2"; (2) Sandy Duchow, LC, 34'4 3/4"; (3) Theresa Hannon, WOSC, 33'4"; (4) Amy Bolger, LC, 32'6 1/2"; (5) Dyan Cartwright, SOSC, 31'18 1/2"; (6) Chris Chua, NNC, 30'10"; (7) Sarah Lowell, LC, 30'5 1/2"; (8) Kelley Lovejoy, WOSC, 30'1 1/4".

5000m - (1) Kara Crisifulli, Will, 17:40.8; (2) Kristin Peterson, Will, 18:26.8; (3) Nancy Roley, GF, 18:33.8; (4) Angela Thatcher, Lin, 18:37.7; (5) Laurie Bristow, Lin, 18:52.6; (6) Cathy Mithelmore, LC, 18:57.6; (7) Laurie Underwood, LC, 19:03.1; (8) Julie Dimick, WOSC, 19:09.4.

1600m RELAY - (1) Western Oregon (Jesen, Hudson, Wegener, Wright), 4:05.01; (2) Lewis & Clark, 4:11.56; (3) Willamette, 4:12.26; (4) Southern Oregon, 4:20.61.



DISTRICT TRACK & FIELD CHAMPIONSHIPS - WILLAMETTE - May 9 & 10, 1986 (Men)

TEAM SCORES: Southern Oregon 174, Western Oregon 1663/5, Willamette 1567/10, Linfield 953/5, Lewis & Clark 36, George Fox 343/5, Eastern Oregon 30, Northwest Nazarene 15½

HAMMER THROW - (1)Glen Hill, WOSC, 178'9"; (2)Phil Killinger, Lin, 164'8"; (3)Brian Caster, Lin, 164'8"; (4)Scott Polen, WOSC, 158'9"; (5)Jim Gorman, Will, 153'10"; (6)Soren Sorenson, 152'0"; (7)Mike Watts, GF, 147'5"; (8)Doug Dean, Lin, 146'5".

10,000M - (1)Kirk Reynolds, LC, 31:42.21; Greg Miller, EOSC, 31:46.72; Jerred Gildehaus, GF, 31:51.79; Andy Libert, Will, 32:02.26; Ray Whitlow, Lin, 32:06.32; David Gilroy, Will, 32:22.57; Dwight Larabee, GF, 32:30.03; Joshua Sacon, SOSC, 32:40.01; Kevin Wright, NNC, 32:51.41; Bob Frost, Lin, 32:51.89.

LONG JUMP - (1)Joe Hill, SOSC, 22'10½"; (2)Kevin Connors, Will, 22'5"; (3)Kelly Ferrenburg, Lin, 22'1"; (4)Larry Conaway, WOSC, 21'10¾"; (5)Ron Mobley, WOSC, 21'10½"; (6)Kurt Hargett, WOSC, 21'6¾"; (7)Randy Coombs, LC, 21'6½"; (8)Les Harrison, GF, 20'7½".

DISCUS THROW - (1)Soren Sorenson, WOSC, 157'10"; (2)Ivan Parker, SOSC, 155'11"; (3)Mike Watts, GF, 146'6"; (4)Paul Maddox, GF, 140'3"; (5)Doug Sommer, Will, 139'6"; (6)Steve Curl, NNC, 139'1"; (7)Mike Schaan, SOSC, 135'3"; (8)Arnold Wardwell, SOSC, 132'1".

HIGH JUMP - (1)Joe Hill, SOSC, 6'6"; (2)Shawn Granger, SOSC, 6'6"; (3)Dwight French, WOSC, 6'5"; (4)Kevin Connors, Will, 6'3"; (5)tie Bryant Anderson, Lin, 6'1", Jim Holmes, WOSC, 6'1", Scott Healy, Will, 6'1", Rob Kliewer, Will, 6'1", Keith Wrigley, GF, 6'1";

STEEPLECHASE - (1)Jason Sele, WOSC, 9:24.32; (2)James Edmark, Will, 9:27.71; (3)Ron Ares, LC, 9:44.75; (4)Duke Ritenhouse, LC, 9:48.14; (5)Brad Holbrook, SOSC, 9:48.42; (6)Scott Bail, GF, 9:55.41; (7)Doug Winn, Will, 10:05.79; (8)Dan Price, GF, 10:05.94; (9)Robert Crandall, 10:19.

SHOTPUT - (1)Ivan Parker, SOSC, 55'3"; (2)Michael County, SOSC, 48'7"; (3)Kellev Highberger, WOSC, 47'11"; (4)Arnold Wadwell, SOSC, 47'11"; (5)Soren Sorenson, WOSC, 47'5"; (6)Hank Wyborne, NNC, 46'6½"; (7)Matt Lydum, WOSC, 45'8"; (8)Randy Beetchow, EOSC, 41'11½".

TRIPLE JUMP - (1)Kevin Connors, Will, 47'0"; (2)Kele Marsters, Lin, 46'1¼"; (3)John Prevedello, Lin, 44'7½"; (4)Dwight French, WOSC, 44'2¾"; (5)Scott Anderson, WOSC, 42'11¼"; (6)Shawn Granger, SOSC, 42'4¼"; (7)Jerry Fuls, GF, 41'7¾"; (8)Keith Wigley, GF, 41'7".

10,000M WALK - (1)Randy Jacobs, Will, 50:37.8; (2)Fred Clair, EOSC, 53:44.6; (3)Troy O'Donnell, Will, 59:54.4; (4)Mark Willamen, SOSC, 1:01:07.2.

400M RELAY - (1)Western Oregon (Biamont, Taylor, Findling, Mobley), 41.7; (2)Willamette, 43.3; (3)Southern Oregon, 43.3; (4)Lewis & Clark, 43.7; (5)Northwest Nazarene, NT; (6)George Fox, NT.

1500M - (1)Dave Beck, SOSC, 3:56.42; (2)Brandt Lind, WOSC, 3:57.03; (3)Todd Thomas, SOSC, 4:00.69; (4)Joe Alward, Lin, 4:02.48; (5)Ron Ares, LC, 4:02.58; (6)Andy Mithcell, Will, 4:05.59; (7)Dan O'Leary, Lin, 4:07.39; (8)Jason Sele, WOSC, 4:09.3; (9)John Schrock, WOSC, 4:14.04; (10)David Jordan, WOSC, 4:25.4.

110M HURDLES - (1)Sam Lapray, Will, 15.02; (2)Tim Rupp, SOSC, 15.27; (3)Kevin Taylor, SOSC, 15.69; (4)Larry Conaway, WOSC, 16.04; (5)Keith Wigley, GF, 16.42; (6)Craig McKee, Will, 16.45; (7)Tim Dahlin, GF, 16.74.

DISTRICT TRACK & FIELD CHAMPIONSHIPS - MEN'S RESULTS CONT'D

400M - (1)David Searce, Will, 48.64; (2)Karl Findling, WOSC, 48.88; (3)D.J. Branson, SOSC, 49.56; (4)Jim Fahey, WOSC, 49.86; (5)Tim Sievers, NNC, 50.76.

POLE VAULT - (1) Kevin Taylor, SOSC, 14'0"; (2)Cary Dovenberg, SOSC, 13'2"; (3)Scott Anderson, WOSC, 13'2"; (4)Keith Wigley, GF, 13'2"; (5)Mike Gilbert, NNC, 12'8"(tie), Scott Healy, Will, 12'8"; (7)Ken Helm, Will, 12'8".

100M - (1)Greg Will, Lin, 11.22; (2)Ron Mobley, WOSC, 11.33; (3)Tom Mell, LC, 11.49; (4)Rich Torquato, Will, 11.51; (5)Tim Biamont, WOSC, 11.57; (6)Kurt Hargett, WOSC, 11.63; (7)Tim Hyatt, GF, 11.93.

800M - (1)Rob MacGinnitie, Will, 1:54.72; (2)Todd Thomas, SOSC, 1:54.86; (3)Steve Uomini, Will, 1:55.45; (4)Dave Beck, SOSC, 1:59.53; (5)Randy Swigart, GF, 1:59.72; (6)Ed Esse, WO, 2:00.7; (7)Rocky Baker, LC, 2:01.5.

400M HURDLES - (1)Bob DeVlydere, Will, 53.33; (2)Randy Reason, Lin, 54.52; (3)Tim Rupp, SOSC, 55.40; (4)Mike Gilbert, NNC, 55.58; (5)Sam Lapray, Will, 55.68; (6)Randy Folker, Will, 57.08; (7)Craig McKee, Will, 58.03; (8)Jeff Jacobs, WOSC, 58.77.

JAVELIN THROW - (1)Mike Keizur, WOSC, 204'11"; (2)Michael County, SOSC, 190'10"; (3)Allen Perkins, SOSC, 180'5"; (4)Rusty Lorenz, Will, 173'8"; (5)Cary Dovenberg, 172'9"; (6)Mark Garvey, Lin, 164'9".

200M - (1)Greg Will, Lin, 21.8; (2)Karl Findling, WOSC, 22.2; (3)Tim Biamont, WOSC, 22.6; (4)Curtis Brown, Lin, 22.9; (5)D.J. Bransom, SOSC, 23.1; (6)Tim Sievers, NNC, 23.3.

5000M - (1)Tad Woosley, WOSC, 14:55.3; (2)Joe Alward, Lin, 14:59.7; (3)Mike Kennedy, Lin, 15:07.8; (4)Greg Miller, EOSC, 15:08.8; (5)James Edmark, Will, 15:22.4; (6)Dan O'Leary, Lin, 15:25.1.

1600M RELAY - (1)Western Oregon (Fahey, Hargett, Mobley, Gilbert), 3:19.59; (2)Willamette, 3:19.98; (3)Linfield, 3:21.79; (4)Lewis & Clark, 3:25.73; (5)Northwest Nazarene, 3:25.76; (6)Southern Oregon, 3:26.18; (7)George Fox, 3:29.16.

DISTRICT TRACK & FIELD CHAMPIONSHIPS - WILLAMETTE - May 9 & 10, 1986 (Women)

TEAM SCORES: Western Oregon 171½, Willamette 96½, Linfield 93, Lewis & Clark 90, Southern Oregon 67, University of Portland 65, George Fox 31, Northwest Nazarene 15, Eastern Oregon 13

10,000M - (1) Marilyn Fishback, Will, 38:52.4(HT); (2) Nancy Roley, GF, 40:33.7(HT); (3) Susan Murray, LC, 41:12.1(HT); (4) Teresa Beeman, Lin, 41:28.3(HT); (5) Shawn Benningfield, WOSC, 41:35.7(HT).

3,000M - (1) Ann Manning, UP, 9:34.38; (2) Laura Johnson, UP, 9:45.45; (3) Mary Hillenkamp, UP, 10:04.86; (4) Kristy Johnston, UP, 10:10.43; (5) Julie O'Leary, WOSC, 10:19.86; (6) Karen Wilhelms, UP, 10:32.58; (7) Kristin Peterson, Will, 10:42.92; (8) Megan O'Leary, EOSC, 11:18.46; (9) Kathy Hiatt, SOSC, 11:32.68.

800M MEDLEY - (1) Western Oregon (Seuell, Hannon, Wegener, Wright), 1:48.49; (2) Southern Oregon, 1:52.28; (3) Linfield, 1:54.71; (4) Willamette, 1:54.77; (5) Lewis & Clark, 1:56.68.

DISCUS THROW - (1) Lea Bush, Will, 140'4"; (2) Paula Wittenberg, GF, 138'8"; (3) Dana Jester, WOSC, 123'0"; (4) Debbie Garrison, SOSC, 121'11"; (5) Dixie McCadden, EOSC, 115'11"; (6) Cheryl Funk, GF, 108-7.

LONG JUMP - (1) Sharon Jensen, WOSC, 17'6"; (2) Shelly Woodside, Lin, 17'1½"; (3) Karla Jones, Will, 16'10"; (4) Pam Arens, Will, 16'8"; (5) Carol Lafferty, NNC, 16'3¾"; (6) Teresa Hannon, WOSC, 16'1½"; (7) Cathy Buhler, UP, 15'11"; (8) Sandy Duchow, LC, 15'10½".

HIGH JUMP - (1) Amy Bolger, LC, 5'5"; (2) Lisa Lind, Lin, 5'4"; (3) Amy Gakstatter, Will, 5'3"; (4) Kelley Lovejoy, WOSC, 5'3"; (5) Melonie Bryne, WOSC, 5'1"(tie), Shannon Baird, Will, 5'1".

JAVELIN THROW - (1) Debbie Barnhurst, WOSC, 146'1"; (2) Lori Wagner, SOSC, 141'5"; (3) Denise Fox, GF, 140'3"; (4) Chris Etner, SOSC, 137'8"; (5) Kim Halter, Lin, 137'7"; (6) Leslie Johnson, LC, 133'8"; (7) Karen Carpenter, NNC, 119'7"; (8) Kellie Osborn, 118'5".

400M RELAY - (1) Western Oregon (Seuell, Wright, Hannon, Wegener), 49.0; (2) Linfield, 50.0; (3) Southern Oregon, 50.7; (4) Lewis & Clark, 51.3; (4) Willamette, 51.4.

1500M - (1) Laura Johnson, UP, 4:28.61; (2) Ann Manning, UP, 4:31.48; (3) Julie O'Leary, WOSC, 4:44.44; (4) Kathryn O'Leary, WOSC, 4:46.71; (5) Jennifer Neilson, Will, 4:47.82; (6) Angela Thatcher, Lin, 4:52.53; (7) Julie Richardson, WOSC, 4:59.88; (8) Kris Knobel, WOSC, 5:05.49.

SHOTPUT - (1) Dixie McCadden, EOSC, 41'1"; (2) Lea Bush, Will, 39'3½"; (3) Debbie Garrison, SOSC, 38'7½"; (4) Dana Jester, WOSC, 38'5"; (5) Cheryl Funk, GF, 37'4"; (6) Melanie Byrne, WOSC, 31'5".

100M HURDLES - (1) Shelly Woodside, Lin, 15.69; (2) Sharon Jensen, WOSC, 15.98; (3) Linda Olson, SOSC, 16.20; (4) Sarah Lowell, LC, 16.31; (5) Lisa Lind, Lin, 16.84; (6) Sandy Ward, SOSC, 16.98; (7) Karen Wilkinson, GF, 17.38; (8) Liz Ardinger, LC, 17.77.

100M - (1) Sheren Wegner, WOSC, 12.06; (2) Kim Klein, Will, 13.24; (3) Carolyn Lafferty, NNC, 13.44; (4) Linda Olson, SOSC, 13.53; (5) Cathy Sewell, WOSC, 13.59; (6) Crystal Simon, Will, 13.91.

200M - (1) Sheren Wegener, WOSC, 25.47; (2) Kelly Wright, WOSC, 25.99; (3) Cathy Buhler, UP, 26.96; (4) Cathy Sewell, WOSC, 27.05; (5) Carolyn Lafferty, NNC, 27.14; (6) Kathy Staat, SOSC, 27.71; (7) Diane Williams, SOSC, 28.52; (8) Holly Duncan, NNC, 29.00.



DISTRICT TRACK & FIELD CHAMPIONSHIPS - WOMEN'S RESULTS CONT'D

800M - (1)Joanne Hudson, WOSC, 2:20.1; (2)Theresa Kosctiecs, UP, 2:20.4; (3)Tammy Young, WOSC, 2:20.8; (4)Patty Aho, WOSC, 2:21.9; (5)Kathryn O'Leary, WOSC, 2:22.4; (6)Meg Finaly, LC, 2:22.7.

400M - (1)Kelley Wright, WOSC, 57.73; (2)Nicole Perry, LC, 1:00.38; (3)Kari Larsen, LC, 1:01.75; (4)Diane Williams, SOSC, 1:03.18; (5)Holly Duncan, NNC, 1:04.40; (6)Diane Evers, EOSC, 1:05.32.

400M HURDLES - (1)Petra Johnson, Lin, 1:04.63; (2)Christie Lawson, SOSC, 1:07.87; (3)Michelle Thomas, LC, 1:10.17; (4)Mary Thomson, Lin, 1:11.66; (5)Liz Ardinger, LC, 1:13.30; (6)Linda Olsen, SOSC, 1:14.22.

TRIPLE JUMP - (1)Shelly Woodside, Lin, 36'2"; (2)Sandy Duchow, LC, 34'43/4"; (3)Teresa Hannon, WOSC, 33'4"; (4)Amy Bolger, LC, 32'6½"; (5)Dyan Cartwright, SOSC, 31'8½"; (6)Chris Chua, NNC, 30'10"; (7)Sarah Lowell, LC, 30'5½"; (8)Kelley Lovejoy, WOSC, 30'1¼".

5000M - (1)Kara Crisifulli, Will, 17:40.8; (2)Kristin Peterson, Will, 18:26.8; (3)Nancy Roley, GF, 18:33.8; (4)Angela Thatcher, Lin, 18:37.7; (5)Laurie Bristow, Lin, 18:52.6; (6)Cathy Mithelmore, LC, 18:57.6; (7)Laurie Underwood, LC, 19:03.1; (8)Julie Dimick, WOSC, 19:09.4.

1600M RELAY - (1)Western Oregon (Jensen, Hudson, Wegener, Wright), 4:05.01; (2)Lewis & Clark, 4:11.56; (3)Willamette, 4:12.26; (4)Southern Oregon, 4:20.61.

DISTRICT TRACK & FIELD CHAMPIONSHIPS - WILLAMETTE - MAY 9 & 10, 1986 - Women

TEAM SCORES: Western Oregon 171½, Willamette 96½, Linfield 93, Lewis & Clark 90, Southern Oregon 67, University of Portland 65, George Fox 31, Northwest Nazarene 15, Eastern Oregon 13.

10,000 - (1) Marilyn Fishback, Will, 38:52.4 (HT); (2) Nancy Roley, GF, 40:33.7 (HT); (3) Susan Murray, LC, 41:12.1 (HT); (4) Teresa Beeman, Lin, 41:28.3 (HT); (5) Shawn Benningfield, WOSC, 41:35.7 (HT).

3,000 - (1) Ann Manning, UP, 9:34.38; (2) Laura Johnson, UP, 9:45.45; (3) Mary Hellenkamp, UP, 10:04.86; (4) Kristy Johnston, UP, 10:10.43; (5) Julie O'Leary, WOSC, 10:19.86; (6) Karen Wilhems, UP, 10:32.58; (7) Kristin Peterson, Will, 10:42.92; (8) Megan O'Leary, EOSC, 11:18.46; (9) Kathy Hiatt, SOSC, 11:32.68.

800m MEDLEY - (1) Western Oregon (Seuell, Hannon, Wegener, Wright), 1:48.49; (2) Southern Oregon, 1:52.28; (3) Linfield, 1:54.71; (4) Willamette, 1:54.77; (5) Lewis & Clark, 1:56.68.

DISCUS THROW - (1) Lea Bush, Will, 140'4", (2) Paula Wittenberg, GF, 138'8"; (3) Dana Jester, WOSC, 123'0"; (4) Debbie Garrison, SOSC, 121'11"; (5) Dixie McCadden, EOSC, 115'11".

LONG JUMP - (1) Sharon Jensen, WOSC, 17'6"; (2) Shelly Woodside, Lin, 17'1½"; (3) Karla Jones, Will, 16'10"; (4) Pam Arens, Will, 16'8"; (5) Carol Lafferty, NNC, 16'3 3/4"; (6) Teresa Hannon, WOSC, 16'1½"; (7) Cathy Buhler, UP, 15'11"; (8) Sandy Duchow, LC, 15'10½".

HIGH JUMP - (1) Amy Bolger, LC, 5'5"; (2) Lisa Lind, Lin, 5'4"; (3) Amy Gakstatter, Will, 5'3"; (4) Kelley Lovejoy, WOSC, 5'3"; (5) Melonie Bryne, WOSC, 5'1" (tie), Shannon Baird, Will, 5'1".

JAVELIN THROW - (1) Debbie Barnhurst, WOSC, 146'1"; (2) Lori Wagner, SOSC, 141'5"; (3) Denise Fox, GF, 140'3"; (4) Chris Etner, SOSC, 137'8"; (5) Kim Halter, Lin, 137'7"; (6) Leslie Johnson, LC, 133'8"; (7) Karen Carpenter, NNC, 119'7"; (8) Kellie Osborn, 118'5".

400m RELAY - (1) Western Oregon (Seuell, Wright, Hannon, Wegener), 49.0; (2) Linfield, 50.0; (3) Southern Oregon, 50.7; (4) Lewis & Clark, 51.3; (4) Willamette, 51.4.

1500m - (1) Laura Johnson, UP, 4:28.61; (2) Ann Manning, UP, 4:31.48; (3) Julie O'Leary, WOSC, 4:44.44; (4) Kathryn O'Leary, WOSC, 4:46.71; (5) Jennifer Neilson, Will, 4:47.82; (6) Angela Thatcher, Lin, 4:52.53; (7) Julie Richardson, WOSC, 4:59.88; (8) Kris Knobel, WOSC, 5:05.49.

SHOTPUT - (1) Dixie McCadden, EOSC, 41'1"; (2) Lea Bush, Will, 39'3½"; (3) Debbie Garrison, SOSC, 38'7½"; (4) Dana Jester, WOSC, 38'5"; (5) Cheryl Funk, GF, 37'4"; (6) Melanie Byrne, WOSC, 31'5".

100m HURDLES - (1) Shelley Woodside, Lin, 15.69; (2) Sharon Jensen, WOSC, 15.98; (3) Linda Olson, SOSC, 16.20; (4) Sarah Lowell, LC, 16.31; (5) Lisa Lind, Lin, 16.84; (6) Sandy Ward, SOSC, 16.98; (7) Karen Wilkinson, GF, 17.38; (8) Liz Ardinger, LC, 17.77.

DISTRICT CHAMPIONSHIPS

MAY 9 & 10, 1987

Page 2

100m - (1) Sheren Wegener, WOSC, 12.06; (2) Kim Klein, Will, 13.24; (3) Carolyn Lafferty, NNC, 13.44; (4) Linda Olson, SOSC, 13.53; (5) Cathy Sewell, WOSC, 13.59; (6) Crystal Simon, Will, 13.91.

200m - (1) Sheren Wegener, WOSC, 25.47; (2) Kelley Wright, WOSC, 25.99; (3) Cathy Buhler, UP, 26.96; (4) Cathy Sewell, WOSC, 27.05; (5) Carolyn Lafferty, NNC, 27.14; (6) Kathy Staat, SOSC, 27.71; (7) Diane Willims, SOSC, 28.52; (8) Holly Duncan, NNC, 29.00.

800m - (1) Joanne Hudson, WOSC, 2:20.1; (2) Theresa Kosctiecs, UP, 2:20.4; (3) Tammy Young, WOSC, 2:20.8; (4) Patty Aho, WOSC, 2:21.9; (5) Kathryn O'Leary, WOSC, 2:22.4; (6) Meg Finaly, LC, 2:22.7.

400m - (1) Kelley Wright, WOSC, 57.73; (2) Nicole Perry, LC, 1:00.38; (3) Kari Larsen, LC, 1:01.75; (4) Diane Williams, SOSC, 1:03.18; (5) Holly Duncan, NNC, 1:04.40; (6) Diane Evers, EOSC, 1:05.32.

400m HURDLES - (1) Petra Johnson, Lin, 1:04.63; (2) Christie Lawson, SOSC, 1:07.87; (3) Michelle Thomas, LC, 1:10.17; (4) Mary Thomson, Lin, 1:11.66; (5) Liz Ardinger, LC, 1:13.30; (6) Linda Olsen, SOSC, 1:14.22.

TRIPLE JUMP - (1) Shelley Woodside, Lin, 36'2"; (2) Sandy Duchow, LC, 34'4 3/4"; (3) Theresa Hannon, WOSC, 33'4"; (4) Amy Bolger, LC, 32'6 1/2"; (5) Dyan Cartwright, SOSC, 31'18 1/2"; (6) Chris Chua, NNC, 30'10"; (7) Sarah Lowell, LC, 30'5 1/2"; (8) Kelley Lovejoy, WOSC, 30'1 1/4".

5000m - (1) Kara Crisifulli, Will, 17:40.8; (2) Kristin Peterson, Will, 18:26.8; (3) Nancy Roley, GF, 18:33.8; (4) Angela Thatcher, Lin, 18:37.7; (5) Laurie Bristow, Lin, 18:52.6; (6) Cathy Mithelmore, LC, 18:57.6; (7) Laurie Underwood, LC, 19:03.1; (8) Julie Dimick, WOSC, 19:09.4.

1600m RELAY - (1) Western Oregon (Jesen, Hudson, Wegener, Wright), 4:05.01; (2) Lewis & Clark, 4:11.56; (3) Willamette, 4:12.26; (4) Southern Oregon, 4:20.61.



# NAIA DISTRICT 2 RECORDS ( WOMEN )

100	12.06	Sheren Wegener	Western Oregon	1986
200	25.47	Sheren Wegener	Western Oregon	1986
400	57.73	Kelley Wright	Western Oregon	1986
800	2:16.3	Julie Blum	Willamette	1985
1500	4:28.61	Laura Johnson	Un. of Portland	1986
3000	9:33.6	Ann Manning	Un. of Portland	1985
5000	16:58.8	Clare Krill	Un. of Portland	1985
10000	37:41.1	Molly Ostlund	Un. of Portland	1985
100HH	15.3	Lisa Jacobs	Lewis & Clark	1985
400LH	1:03.1	Petra Johnson	Linfield	1985
400 Relay	49.0	Seuell, Wright, Hannon, Weggener	Western Oregon	1986
Mile Relay	3:59.4		Linfield	1985
Long Jump	18-2 3/4	Cindy Fulks	Western Baptist	1983
High Jump	5-5	Amy Bolger	Lewis & Clark	1986
Shotput	44-3 1/4	Paige Daugherty	Lewis & Clark	1985
Discus	140-4	Lea Bush	Willamette	1986
Javelin	152-9	Sandy Bean	Southern Oregon	1985
Heptathlon	4547	Sharon Jensen	Western Oregon	1986
800M Medley	1:48.49	Seuell, Hannon, Wegener, Wright	Western Oregon	1986
Triple Jump	36-2	Shelly Woodside	Linfield	1986

# NAIA DISTRICT 2 RECORDS (MEN)

100	10.4	Greg Griffin	George Fox	1977
		Terry Hendrix	Southern Oregon	1983
200	21.1	Keith Shriver	Linfield	1969
		Mark Burt	Pacific	1976
400	47.2	Carl Shaw	Linfield	1976
800	1:50.8	Bruce Vogel	Western Oregon	1972
1500	3:49.7	Steve Hills	Northwest Nazarene	1975
Steeplechase	8:53.9	Kelly Jensen	Southern Oregon	1978
5000	14:22.4	Steve Blikstad	George Fox	1979
10000	30:25.3	Don Stearns	Eastern Oregon	1981
110 H	14.0	Rick Fergesen	Lewis & Clark	1977
400 IH	52.1	Tim Gilbert	Northwest Nazarene	1978
400 Relay	41.7	Carter, Lazelle Smith, King Koroma, Reynolds Neeley, Griffin Biamont, Taylor Findling, Mobley	Linfield	1976
Mile Relay	3:14.8	Lazelle, Minors Carter, Shaw	George Fox	1973
Shotput	56-5 1/2	Ken Patera	Western Oregon	1986
Discus	170-11	Harland Yriarte	Linfield	1976
Javelin	204-11	Mike Keizur	Portland State	1963
Hammer	178-9	Glen Hill	Southern Oregon	1969
High Jump	6-10 1/4	Scott Wallace	Western Oregon	1986
Long Jump	24-0 3/4	Ron Mobley	Willamette	1980
Triple Jump	48-10 1/4	Randy Jones	Western Oregon	1984
Pole Vault	15-7 3/4	Mark Unicume	Pacific	1979
Decathlon	7154	Mark Burt	Northwest Nazarene	1984
Marathon	2:22:06	Larry Miller	Pacific	1976
10000 Walk	48:35.5	Sam Shick	Southern Oregon	1974
			Lewis & Clark	1979

31st ANNUAL

# DISTRICT 2 TRACK & FIELD CHAMPIONSHIPS



George Fox College  
Newberg, Oregon

MAY 10-11, 1985





# NAIA DISTRICT 2 RECORDS (Women)

100m	12.1	Antonette Blythe	Northwest Nazarene	1983
200m	25.6	Tammy Moland	Willamette	1984
400m	58.7	Kelly Wosepka	Univ. of Portland	1983
800m	2:17.2	Gayle Roth	Willamette	1983
1500m	4:42.1	Michelle Wentzel	Western Oregon State	1984
3000m	9:57.5	Bridget Cooke	Western Oregon State	1983
5000m	17:28.6	Bridget Cooke	Western Oregon State	1983
10000m	37:45.0	Kathy Keller	Univ. of Portland	1983
100 HH	15.2	Sandy Stearns	Western Oregon State	1984
400 IH	1:04.6	Cindy Fulks	Western Baptist	1983
		Gayle Roth	Willamette	1984
400 Relay	49.0	Galloway, Price, Johnson, Blythe	Northwest Nazarene	1984
Mile Relay	4:03.3	Moland, Meredith, Slavich, Roth	Willamette	1984
Long Jump	18-2 3/4	Cindy Fulks	Western Baptist	1983
High Jump	5-8	Sandy Stearns	Western Oregon State	1984
Shotput	45-10 1/4	Paige Daugherty	Lewis & Clark	1984
Discus	139-1	Paula Wittenberg	George Fox	1984
Javelin	150-10	Kathy Sanders	Linfield	1984
Heptathlon	4845	Sandy Stearns	Western Oregon State	1984
4x880 Relay	10:05.7	Alexander, Jones, Rose, L. Robinson	Willamette	1983
Marathon	3:06.47	Nadine Price	Linfield	1984
880 Medley Relay	1:50.4	Moland, Klein, Slavich, Roth	Willamette	1984

# NAIA DISTRICT 2 RECORDS (Men)

100m	10.4	Gregg Griffin	George Fox	1977
		Terry Hendrix	Southern Oregon State	1983
200m	21.1	Keith Shriver	Linfield	1969
		Mark Burt	Pacific	1976
400m	47.2	Carl Shaw	Linfield	1976
800m	1:50.8	Bruce Vogel	Oregon College	1972
1500m	3:49.7	Steve Hills	Northwest Nazarene	1975
Steeplechase	8:53.9	Kelly Jensen	Southern Oregon State	1978
5000m	14:22.4	Steve Blikstad	George Fox	1979
10000m	30:25.3	Don Stearns	Eastern Oregon State	1981
110 HH	14.0	Rick Fergesen	Lewis & Clark	1977
400 IH	52.1	Tim Gilbert	Northwest Nazarene	1978
400 Relay	41.7	Carter, Lazelle, Smith, King	Linfield	1976
		Koroma, Reynolds, Neeley, Griffin	George Fox	1978
Mile Relay	3:14.8	Lazelle, Minors, Carter, Shaw	Linfield	1976
Shotput	56-5 1/2	Ken Patera	Portland State	1963
Discus	170-11	Harland Yriarte	Southern Oregon State	1969
Javelin	249-6	Tony Grant	Oregon Tech	1972
Hammer	173-11	Todd Goergen	Willamette	1984
High Jump	6-10 1/4	Scott Wallace	Willamette	1980
Long Jump	24-3 3/4	Ron Mobley	Western Oregon State	1984
Triple Jump	48-10 1/4	Randy Jones	Pacific	1979
Pole Vault	15-7 3/4	Mark Unicume	Northwest Nazarene	1984
Decathlon	7154	Mark Burt	Pacific	1976
Marathon	2:22:06	Larry Miller	Southern Oregon State	1974
10K Walk	46:46.5	Sam Shick	Lewis & Clark	1981

GEORGE FOX COLLEGE

## Women's

Coach: Rob Parker

- 200. Funk, Cheryl
- 201. Mattson, Kay
- 202. Peters, Jodi
- 203. Wittenberg, Paula
- 204. Woolsey, Sue

Men's Coach: Rich Allen

- 205. Ball, Kevin
- 206. Ball, Scott
- 207. Driesner, Dave
- 208. Gildehaus, Jerred
- 209. Graham, Steve
- 210. Guzman, Jeff
- 211. Larabee, Dwight
- 212. Maddox, Paul
- 213. Meines, Ken
- 214. Onua, Adolphus
- 215. Price, Dan
- 216. Raan, Dean
- 217. Ragan, Scott
- 218. Roley, Ron
- 219. Watts, Mike
- 220. Whitham, Nathan
- 221. Wigley, Keith
- 222. Young, Mark

LEWIS & CLARK COLLEGE

## Women's

Coach: David Fix

- 223. Ardinger, Liz
- 224. Arnadottir, Helga
- 225. Daugherty, Paige
- 226. Duchow, Sandy
- 227. Finaly, Megan
- 228. Jacobs, Lisa
- 229. Kornegay, Janet
- 230. Kurtz, Kathryn
- 231. Lewallen, Laura
- 232. Lowell, Sarah
- 233. Mann, Robyn
- 234. Marks, Paulette
- 235. Murray, Susan
- 236. Perham, Kathy
- 237. Steimle, Tisha
- 238. Strutko, Wanda
- 239. Underwood, Laurie
- 240. Welland, Kathleen

Men's Coach: David Fix

- 241. Ares, Ron
- 242. Beery, Greg
- 243. Carrigan, Cy
- 244. Clark, Tim
- 245. Coombs, Randy
- 246. Damm, Mike
- 247. Dippolito, Bill
- 248. Dunn, Rob
- 249. Fisher, Steve
- 250. Geiger, Tom
- 251. Jones, Trent
- 252. Lord, Deron
- 253. Mamizuka, Harry
- 254. Mell, Tom
- 255. Meyer, Pat
- 256. Pressley, Mike
- 257. Rebischke, Armand
- 258. Reynolds, Kirk
- 259. Ritenhouse, Duke
- 260. Ropes, Toby
- 261. Shaw, Loren
- 262. Trotter, David
- 263. Wegner, Doug
- 264. Wilson, Jeff

LINFIELD COLLEGE

## Women's

Coach: Rudy Pearson

- 265. Graham, Lori
- 266. Hannon, Katy
- 267. Johnson, Petra
- 268. Kincheloe, Kathleen
- 269. Mortensen, Janet
- 270. Nichols, Lisa
- 271. Preiss, Lorraine
- 272. Sieverling, Lisa
- 273. Thomson, Mary
- 274. Woodside, Shelly

Men's Coach: George Oja

- 275. Albrecht, John
- 276. Alward, Joe
- 277. Bowman, Jeff
- 278. Brown, Curtis
- 279. Carlson, Kip
- 280. Culbert, Greg
- 281. Cunningham, Derwin
- 282. Dean, Doug
- 283. Erickson, Dave
- 284. Ferrenburg, Kelly
- 285. Friess, Mike
- 286. Frost, Bob
- 287. Gore, Jesse
- 288. Hodl, Dave
- 289. Johnstone, Colin
- 290. Kemp, Carl
- 291. Kobow, Kyle
- 292. Lingenfelter, Dana
- 293. Marsters, Kele
- 294. O'Leary, Dan
- 295. Pettis, Dwayne
- 296. Prevedello, John
- 297. Pruitt, Andre
- 298. Townlin, Tracy
- 299. Voyles, Scott
- 300. Wagner, Dave
- 301. Whitlow, Ray
- 302. Will, Greg
- 303. Wyatt, James

NORTHWEST NAZARENE COLLEGE

## Women's

Coach: Jean Horwood

- 304. Carpenter, Karen
- 305. Carter, Melinda
- 306. Chua, Chris
- 307. Duncan, Holly
- 308. Fitz, Diana
- 309. Galloway, Shana
- 310. Tucher, Clydine
- 311. Zellmer, Jana

Men's Coach: Paul R. Taylor

- 312. Curl, Steve
- 313. Donaldson, Marty
- 314. Edwards, Doug
- 315. Gilbert, Mike
- 316. Henderson, Mike
- 317. Maves, Randy
- 318. Oord, John
- 319. Richards, Ron
- 320. Rogers, Dave
- 321. Wallace, Scott
- 322. Wyborney, Hank
- 323. Yerger, Steve
- 324. Young, Mark

PACIFIC UNIVERSITY

## Women's

Coach: Greg Jacob

- 325. Campbell, Beth
- 326. Leong, Cathy
- 327. McDonald, Catherine
- 328. Myers, Torie
- 329. Norris, Regina

Men's Coach: Joe Boyd

- 330. Crutch, Carlos
- 331. Harwell, Donald
- 332. Ogden, John
- 333. Ripley, John
- 334. Young, Ford

SOUTHERN OREGON STATE

## Women's

Coach: Gerald Insley

- 335. Amos, Ila
- 336. Bean, Sandy
- 337. Best, Alice
- 338. Brunsdon, Dayna
- 339. Dodson, Mary
- 340. Garrison, Debbie
- 341. Hertz, Lisa
- 342. Hiatt, Cathy
- 343. Patrick, Pam
- 344. Walker, Gina
- 345. Williams, Diane

Men's Coach: Monty Cartwright

- 346. Beck, David
- 347. Bieberdorf, Darren
- 348. Collins, Todd
- 349. Doverberg, Cary
- 350. Fulton, Jim
- 351. Granger, Shaun
- 352. Hill, Joe
- 353. Jones, Phil
- 354. Martin, Scott
- 355. McClellan, Clint
- 356. McCoy, Bryan
- 357. McCloughlin, Kevin
- 358. Munro, Jeff
- 359. Parker, Ivan Jim
- 360. Rupp, Tim
- 361. Roskoski, Ron
- 362. Settell, Randy
- 363. Schaan, Mike
- 364. Taylor, Kevin
- 365. Tompkins, Dan
- 366. Volkman, Jim
- 367. Walker, Tyler
- 368. Wesphal, Mark
- 369. Willaman, Mark
- 370. Young, Willie

UNIVERSITY OF PORTLAND

## Women's

Coach: Mike Johnson

- 371. Brock, Linda
- 372. Buhler, Cathy
- 373. Hillenkamp, Mary
- 374. Johnston, Kristy
- 375. Kosztics, Theresa
- 376. Krill, Clare
- 377. Manning, Ann
- 378. Mullin, Julie
- 379. Nemarnik, Nancy
- 380. Ostlund, Molly
- 381. Pizer, Carrie



WESTERN OREGON STATE

## Women's

Coach: Don Spinas

- 382. Barnhurst, Debbie
- 383. Blackman, Pam
- 384. Dick, Debra
- 385. Hanson, Laurie
- 386. Healey, Kathy
- 387. Hissong, Vickie
- 388. Howard, Radona
- 389. Jarolimek, Tammy
- 390. Jensen, Sharon
- 391. Kendall, Allyson
- 392. Klien, Joyce
- 393. Kurtz, Sandra
- 394. McCormick, Cyd
- 395. O'Leary, Julie
- 396. O'Leary, Kathryn
- 397. Richardson, Julie
- 398. Seuell, Cathy
- 399. Wegener, Sheron
- 400. Young, Tammy

Men's Coach: Don Spinas

- 401. Anderson, Scott
- 402. Biamont, Tim
- 403. Burris, Larry
- 404. Carter, Kelly
- 405. Conaway, Larry
- 406. Dixon, Mike
- 407. Fahey, Jim
- 408. Findling, Karl
- 409. Harry, Torrae
- 410. Howard, Terry
- 411. James, Ken
- 412. Keisur, Mike
- 413. Ladd, Doug
- 414. Lind, Brandt
- 415. McClelland, Mike
- 416. McGill, Darren
- 417. McHugh, John M.
- 418. McNealy, Shaun
- 419. Mobley, Ron
- 420. Nelson, Eric
- 421. Pohl, Greg
- 422. Polen, Scott
- 423. Randle, Pat
- 424. Sele, Jason
- 425. Sherry, Nelson
- 426. Sorenson, Soren
- 427. VanCauteren, Chris
- 428. Woosley, Tad

WILLAMETTE UNIVERSITY

## Women's

Coach: Charles Bowles

- 429. Alexander, Spring
- 430. Blum, Jeanette
- 431. Blum, Julie
- 432. Cammack, Kelli
- 433. Crisifulli, Kara
- 434. Dierks, Krista
- 435. Klein, Kim
- 436. Jones, Cathy
- 437. McKenzie, Kelly
- 438. Moore, Kathy
- 439. Pressler, Suzanne
- 440. Sanders, Jenny
- 441. Suess, Chris

Men's Coach: Charles Bowles

- 442. Bales, Brad
- 443. Catalani, Rick
- 444. Catton, Jack
- 445. Connors, Kevin
- 446. DeVyldere, Bob
- 447. Donovan, John
- 448. Duley, John
- 449. Edmark, James
- 450. Elliott, Sid
- 451. Folker, Randy
- 452. Gedrose, Jeff
- 453. Gilstrap, Brian
- 454. Gilroy, David
- 455. Gorman, Jim
- 456. Graham, Tyler
- 457. Healy, Scott
- 458. Helm, Ken
- 459. Jacobs, Randy
- 460. Kilday, Jeff
- 461. Kliewer, Rob
- 462. MacGinnittie, Rob
- 463. Mackie, Greg
- 464. McKee, Craig
- 465. Mitchell, Andy
- 466. Mitchell, Charles
- 467. Novotney, David
- 468. O'Donnell, Troy
- 469. Searce, David
- 470. Thorne, Curtis
- 471. Torquato, Rich
- 472. Uomini, Steve
- 473. Winn, Doug
- 474. Yunker, Paul

# RESULTS OF EVENTS ALREADY COMPLETED

## MARATHON (February 23rd at Seaside)

<u>Men</u>			<u>Women</u>		
1.	Dwight Larabee	GFC 2:37:26	1.	Kathleen Welland	L&C 3:14:35
* 1.	Greg Miller	EOSC 2:43:10	2.	Tammy Jarolimek	WOSC 3:23:57
2.	Bob Frost	Lin 2:47:41	3.	Laura Lewallen	L&C 3:28:48
3.	Scott Martin	SOSC 2:48:41	4.	Katy Hannon	Lin 3:29:00
4.	Dan Price	GFC 2:51:17			
5.	John Oord	NNC 2:57:53			
6.	Ron Richards	NNC 2:59:36			

\* EOSC is not fielding a track team in 1985.

## DECATHLON (April 22-23 at Nampa, ID)

1.	Larry Conaway	WOSC 6735
2.	Keith Wigley	GFC 6257
3.	Mike Gilbert	NNC 6172
4.	Randy Coombs	L&C 5975
5.	Scott Healy	WU 5888
6.	Scott Anderson	WOSC 5748

## HEPTATHLON

1.	Petra Johnson	Lin 4587
2.	Sharon Jensen	WOSC 4502
3.	Lisa Jacobs	L&C 4176
4.	Shana Galloway	NNC 3719
5.	Sarah Lowell	L&C 3663
6.	Sue Woolsey	GFC 3355

## DISTRICT 2 MEET ENTRIES

### 1. DISCUS(Men) (138-8) 12:00 Friday

1.	Deron Lord	L&C 166-0
2.	Nathan Whitham	GFC 155-3
3.	Randy Settell	SOSC 153-10
4.	Jim Parker	SOSC 153-4
5.	Paul Maddox	GFC 148-7
6.	Mike Schaan	SOSC 147-0
7.	Mike Watts	GFC 146-10
8.	David Novotney	WU 142-10
9.	Mike Pressley	L&C 139-5
10.	Jim Fulton	SOSC 136-4
11.	Soren Sorenson	WOSC 136-3
12.	Steve Curl	NNC 134-6
13.	Greg Culbert	Lin 132-1

### DISCUS(Women) (110-8) 12:00 Friday

1.	Paula Wittenberg	GFC 145-3
2.	Wanda Strutko	L&C 136-2
3.	Cyd McCormick	WOSC 130-3
4.	Debbie Garrison	SOSC 130-0
5.	Paige Dougherty	L&C 124-2
6.	Torie Myers	Pac 118-7
7.	Robyn Mann	L&C 115-3
8.	Catherine McDonald	Pac 109-6
9.	Cheryl Funk	GFC 108-5
10.	Chris Suess	WU 99-7

### 2. LONG JUMP(Men) (21-5) 12:00 Friday

1.	Kevin Connors	WU 22-8
2.	Larry Conaway	WOSC 22-7
3.	Randy Folker	WU 21-11½
4.	Ron Mobley	WOSC 21-9
5.	Kelly Ferrenburg	Lin 21-8½
6.	Randy Coombs	L&C 21-7½
7.	Steve Graham	GFC 21-4½
8.	Dave Erickson	Lin 21-4½
9.	Keith Wigley	GFC 21-3
10.	Donald Harwell	Pac 20-6
11.	Jeff Munro	SOSC 20-1

### LONG JUMP(Women) (16-1) 12:00 Friday

1.	Sharon Jensen	WOSC 17-5
2.	Mary Dodson	SOSC 17-4
3.	Shelly Woodside	Lin 17-3 3/4
4.	Sandy Duchow	L&C 16-9
5.	Joyce Klien	WOSC 16-8
6.	Lisa Jacobs	L&C 16-2½
7.	Sarah Lowell	L&C 16-1¼
8.	Sue Woolsey	GFC 15-4½

## 3. 4x800 RELAY(Women) 12:00 Friday

1.	UP	9:35.1
2.	L&C	nt
3.	WOSC	nt
4.	WU	nt

## 10000m (M) (33:21.7) 12:15 Friday

1.	Mike Friess	Lin	30:33.4
2.	James Wyatt	Lin	31:42.0
3.	Paul Yunker	WU	31:59.8
4.	Bob Frost	Lin	32:27.4
5.	Ray Whitlow	Lin	32:27.7
6.	David Gilroy	WU	32:36.0
7.	Kirk Reynolds	L&C	33:04.6
8.	John Donovan	WU	33:33.0
9.	Jeff Wilson	L&C	33:36.3
10.	Dwight Larabee	GFC	33:54.9
11.	Scott Martin	SOSC	34:32
12.	Greg Mackie	WU	nt
13.	Mark Mohnen	WOSC	nt
14.	Mark Young	NNC	nt

## 5. 3000(Women) (10:40.4) 12:55 Friday

1.	Ann Manning	UP	9:23.8
2.	Clare Krill	UP	9:50.1
3.	Kara Crisifulli	WU	9:57.35
4.	Kristy Johnston	UP	10:00.3
5.	Molly Ostlund	UP	10:06.1
6.	Julie Mullin	UP	10:15.0
7.	Mary Hillenkamp	UP	10:30.0
8.	Susan Murray	L&C	10:56.7
9.	Laura Lewallen	L&C	11:05.9
10.	Pam Blackman	WOSC	11:07.1
11.	Laurie Underwood	L&C	11:13.4
12.	Kathleen Welland	L&C	11:15.5
13.	Kathryn Kurtz	L&C	11:39.6

## 6. HAMMER THROW(Men) (141-5) 2:00 Friday

1.	Deron Lord	L&C	176-11
2.	Nathan Whitham	GFC	165-6
3.	Mike Pressley	L&C	162-4
4.	Scott Polen	WOSC	156-3
5.	Jim Gorman	WU	152-11
6.	Larry Burris	WOSC	149-4
7.	Kyle Kobow	Lin	142-4
8.	Jim Parker	SOSC	141-9
9.	Mike McClelland	WOSC	140-8
10.	Mike Watts	GFC	139-2
11.	Doug Dean	Lin	138-9

## 7. HIGH JUMP(Men) (6-2) 2:00 Friday

1.	Larry Conaway	WOSC	6-6½
2.	Joe Hill	SOSC	6-6
3.	Shaun Granger	SOSC	6-6
4.	Keith Wigley	GFC	6-6
5.	Scott Healy	WU	6-5
6.	Dan Tompkins	SOSC	6-4
7.	Rob Kleiwer	WU	6-4
8.	Dwayne Pettis	Lin	6-3
9.	Jim Volkman	SOSC	6-2
10.	Dan Roberts	WOSC	6-2
11.	Randy Coombs	L&C	6-1
12.	Pat Meyer	L&C	6-1
13.	Tim Clark	L&C	6-0
14.	Tracy Townlin	Lin	6-0

## 8. 10000m(Women) (NS) 3:15 Friday

1.	Clare Krill	UP	35:00.14
2.	Kristy Johnston	UP	37:12.45
3.	Jenny Sanders	WU	40:08
4.	Laura Lewallen	L&C	40:21.3
5.	Kathleen Welland	L&C	41:28.3
6.	Katy Hannon	Lin	nt
7.	Cathy Hiatt	SOSC	nt
8.	Molly Ostlund	UP	nt
9.	Tammy Jarolimek	WOSC	nt

\*\* Entered 5-5-85; Not on official entry list.



9. 880 MEDLEY RELAY(W) 4:05 Friday

1.	NNC	1:58.5
2.	Lin	2:02.0
3.	L&C	nt
4.	SOSC	nt
5.	WOSC	nt
6.	WU	nt

10. STEEPLECHASE(M) (9:52.1) 4:15 Friday

1.	Ken James	WOSC	9:20.4
2.	Kevin Ball	GFC	9:28.2
3.	James Edmark	WU	9:31.0
4.	Scott Ball	GFC	9:32.1
5.	Ron Ares	L&C	9:36.8
6.	John Oord	NNC	9:39.6
7.	Tom Geiger	L&C	9:41.6
8.	Duke Ritenhouse	L&C	9:44.9

1. SHOTPUT(M) (47-4) 12:00 Saturday

1.	Randy Settell	SOSC	54-2½
2.	David Novotney	WU	53-8½
3.	Jim Parker	SOSC	53-5
4.	Mike Pressley	L&C	51-1
5.	Deron Lord	L&C	49-8½
6.	Soren Sorenson	WOSC	46-4½
7.	Hank Wyborney	NNC	45-11
8.	Mike Watts	GFC	45-8
9.	Ford Young	Pac	45-8
10.	Kyle Kobow	Lin	45-½
11.	Jim Gorman	WU	44-1½

2. SHOTPUT(W) (35-10) 12:00 Saturday

1.	Paige Dougherty	L&C	45-3½
2.	Debbie Garrison	SOSC	39-11
3.	Paula Wittenberg	GFC	39-10½
4.	Allyson Kendall	WOSC	39-9
5.	Vickie Hissong	WOSC	38-11½
6.	Robyn Mann	L&C	38-10
7.	Wanda Strutko	L&C	38-2
8.	Cheryl Funk	GFC	36-8
9.	Chris Suess	WU	36-4½

3. JAVELIN(W) (111-7) 12:00 Saturday

1.	Regina Norris	Pac	156-10
2.	Debbie Barnhurst	WOSC	148-1
3.	Sandy Bean	SOSC	147-7
4.	Cyd McCormick	WOSC	145-6
5.	Karen Carpenter	NNC	131-4
6.	Paige Dougherty	L&C	116-10
7.	Janet Kornegay	L&C	102-4
8.	Chris Suess	WU	94-4

4. JAVELIN(M) (181-4) 12:00 Saturday

1.	Eric Nelson	WOSC	224-1
2.	Mike Keisur	WOSC	221-3
3.	Brad Bales	WU	219-7
4.	Dave Wagner	Lin	205-10
5.	Doug Ladd	WOSC	202-11
6.	Clint McClellan	SOSC	194-5
7.	Tyler Walker	SOSC	193-1
8.	Mike Damm	L&C	191-2
9.	Mike Watts	GFC	189-6
10.	Doug Dean	Lin	185-11
11.	Doug Edwards	NNC	185-3
12.	Cary Dovenberg	SOSC	181-11
13.	Larry Conaway	WOSC	179-8
14.	Curtis Thorne	WU	173-5

5. POLE VAULT(M) (13-0) 12:00 Saturday

1.	Kelly Carter	WOSC	14-6
2.	Kevin Taylor	SOSC	14-3
3.	Doug Edwards	NNC	14-0
4.	Randy Coombs	L&C	14-0
5.	Ken Helm	WU	13-8
6.	Scott Anderson	WOSC	13-0
7.	Scott Healy	WU	13-0
8.	Bill Dippolito	L&C	12-6
9.	Steve Graham	GFC	12-6
10.	Ken Meines	GFC	12-6
11.	Cary Dovenberg	SOSC	12-6
12.	Rob Dunn	L&C	12-0
13.	Doug Wegner	L&C	12-0
14.	John Ogden	Pac	12-0

6. 10000 WALK(M) (NS) 12:00 Saturday

1.	Trent Jones	L&C	50:14.0
2.	Randy Jacobs	WU	53:52.4
3.	Loren Shaw	L&C	nt
4.	Terry Howard	WOSC	nt
5.	Gregg Pohll	WOSC	nt
6.	Nelson Sherry	WOSC	nt
7.	Mark Welliman	SOSC	nt
8.	Jeff Kilday	WU	nt
9.	Troy O'Donnell	WU	nt
10.	Dwight Larabee	GFC	nt
11.	Dan Price	GFC	nt

## 7. HIGH JUMP(W) (4-11) 1:00 Saturday

1.	Sue Woolsey	GFC	5-2½
2.	Lisa Jacobs	L&C	5-2
3.	Kathy Moore	WU	5-2
4.	Lisa Hertz	SOSC	5-2
5.	Sandy Duchow	L&C	5-0
6.	Kathleen Kincheloe	Lin	5-0
7.	Tisha Steimle	L&C	4-11
8.	Sarah Lowell	L&C	4-10½
9.	Sharon Jensen	WOSC	4-10

## 8. TRIPLE JUMP(M) (42-11) 1:00 Saturday

1.	Kevin Connors	WU	48-5½
2.	John Prevedello	Lin	45-11 3/4
3.	Jeff Bowman	Lin	45-10
4.	Kele Marsters	Lin	44-10
5.	Pat Meyer	L&C	43-6
6.	Derwin Cunningham	Lin	43-1
7.	Kip Carlson	Lin	42-5
8.	Steve Graham	GFC	42-4½
9.	Keith Wigley	GFC	42-4½
10.	Shaun Granger	SOSC	42-2
11.	Dave Rogers	NNC	nd
12.	Scott Anderson	WOSC	nd

## 9. 400 RELAY(W) (NS) 1:30 Saturday

1.	UP	50.30	FAT
2.	SOSC	51.3	
3.	Lin	51.4	
4.	WOSC	51.6	
5.	WU	52.1	
6.	NNC	52.17	
7.	L&C	52.2	

## 10. 400 RELAY(M) (NS)

1.	L&C	42.3
2.	WOSC	42.6
3.	Lin	42.7
4.	NNC	42.9
5.	WU	42.9
6.	GFC	43.1
7.	SOSC	44.9

## 11. 1500(W) (4:56.2) 1:45 Saturday

1.	Ann Manning	UP	4:26.8	FAT
2.	Clare Krill	UP	4:36.16	FAT
3.	Kristy Johnston	UP	4:40.78	
4.	Mary Hillenkamp	UP	4:51.2	
5.	Julie O'Leary	WOSC	4:52.1	
6.	Kathy Healy	WOSC	4:58.0	
7.	Pam Blackman	WOSC	4:59.0	
8.	Susan Murray	L&C	4:59.4	
9.	Janet Mortensen	Lin	5:02.3	
10.	Kelli Cammack	WU	5:03.1	
11.	Beth Campbell	Pac	5:06.2	
12.	Megan Finaly	L&C	5:09.2	
13.	Julie Mullin	UP	nt	
14.	Jana Zellmar	NNC	nt	
15.	Diana Fitz	NNC	nt	

## 12. 1500(M) (4:02.6)

1.	Brandt Lind	WOSC	3:50.0
2.	Jesse Gore	Lin	3:51.0
3.	Mike Friess	Lin	3:51.5
4.	Joe Alward	Lin	3:52.0
5.	Ken James	WOSC	3:55.2
6.	Andy Mitchell	WU	3:58.4
7.	Ron Ares	L&C	4:01.8
8.	Shawn McNealy	WOSC	4:01.9
9.	Mark Mohnen	WOSC	4:02.0
10.	Dan O'Leary	Lin	4:02.6
11.	Marty Donaldson	NNC	4:02.7
12.	Scott Ball	GFC	4:02.7
13.	Chris VanCauteren	WOSC	4:04.6
14.	David Trotter	L&C	4:05.4
15.	Rob MacGinnittie	WU	4:05.5
16.	Jack Catton	WU	4:06.4
17.	Kevin Ball	GFC	4:06.6
18.	Dave Beck	SOSC	4:07.0
19.	John Ripley	Pac	4:12.0

## 13. 100m HH (W) (17.3) 2:00 Saturday

1.	Shelly Woodside	Lin	15.4
2.	Lisa Jacobs	L&C	15.5
3.	Sharon Jensen	WOSC	16.2
4.	Sarah Lowell	L&C	16.3
5.	Joyce Klien	WOSC	16.8
6.	Melinda Carter	NNC	17.5
7.	Gina Walker	SOSC	18.0
8.	Kathy Moore	WU	18.4

## 14. 110m HH (15.9)

1.	Adolphus Onua	GFC	13.7
2.	Tim Rupp	SOSC	14.6
3.	Pat Randle	WOSC	15.0
4.	Tyler Graham	WU	15.3
5.	Larry Conaway	WOSC	15.4
6.	Bob DeVylidere	WU	15.5
7.	Jim Volkman	SOSC	15.6
8.	Jeff Gedrose	WU	15.6
9.	Curtis Thorne	WU	15.8
10.	Dave Hodl	Lin	15.8
11.	Craig McKee	WU	15.9
12.	John Albrecht	Lin	15.9
13.	Colin Johnstone	Lin	15.9
14.	Keith Wigley	GFC	15.9

## 15. 400m (W) (62.8) 2:15 Saturday

1.	Petra Johnson	Lin	57.0
2.	Carrie Pizer	UP	58.05 FAT
3.	Jeanette Blum	WU	60.3
4.	Cathy Buhler	UP	60.3
5.	Kathryn O'Leary	WOSC	61.8
6.	Sheron Wegener	WOSC	62.0
7.	Theresa Kosztics	UP	62.25 FAT
8.	Kathy Healey	WOSC	62.5
9.	Holly Duncan	NNC	63.1
10.	Paulette Marks	L&C	64.4
11.	Jodi Peters	GFC	nt

## 16. 400m (M) (50.9)

1.	Mike Gilbert	NNC	49.3
2.	Karl Findling	WOSC	49.6
3.	Torrae Harry	WOSC	49.6
4.	Rick Catalani	WU	49.8
5.	Sid Elliott	WU	49.8
6.	Jim Fahey	WOSC	49.8
7.	John Mike McHugh	WOSC	50.0
8.	Dean Raan	GFC	50.0
9.	Steve Uomini	WU	50.0
10.	Mark Young	GFC	50.2
11.	David Searce	WU	50.9
12.	Andre Pruitt	Lin	50.9
13.	Darren Bieberdorf	SOSC	nt
14.	Mark Wesphal	SOSC	nt

## 17. 100m (W) (13.1) 2:30 Saturday

1.	Sheron Wegener	WOSC	12.5
2.	Cathy Seuell	WOSC	12.6
3.	Shana Galloway	NNC	12.8
4.	Kim Klein	WU	12.8
5.	Lisa Nichols	Lin	12.8
6.	Carrie Pizer	UP	12.83 FAT
7.	Laurie Hanson	WOSC	12.9
8.	Alice Best	SOSC	12.9
9.	Diane Williams	SOSC	12.9
10.	Nancy Nemarnik	UP	13.1
11.	Dayna Brunson	SOSC	13.1
12.	Helga Arnadottir	L&C	13.4
13.	Liz Ardinger	L&C	13.7
14.	Cathy Buhler	UP	nt

## 18. 100m (M) (11.3)

1.	Greg Will	Lin	10.6
2.	Tom Mell	L&C	10.7
3.	Rich Torquato	WU	10.8
4.	Torrae Harry	WOSC	10.8
5.	Adolphus Onua	GFC	10.8
6.	Donald Harwell	Pac	11.0
7.	Tim Biamont	WOSC	11.0
8.	Greg Beery	L&C	11.0
9.	Dave Erickson	Lin	11.1
10.	Carlos Crutch	Pac	11.1
11.	Brian Gilstrap	WU	11.1
12.	Larry Conaway	WOSC	11.1
13.	Darren McGill	WOSC	11.2
14.	Kelly Ferrenburg	Lin	11.2
15.	Tim Rupp	SOSC	11.2
16.	Harry Mamizuka	L&C	11.3
17.	Cy Carrigan	L&C	11.3
18.	Joe Hill	SOSC	11.3
19.	Dave Wagner	Lin	11.3
20.	Keith Wigley	GFC	11.3
21.	Dave Rogers	NNC	11.4
22.	Toby Ropes	L&C	11.4
23.	Todd Collins	SOSC	nt
24.	Curtis Brown	Lin	nt



## 19. 800m (W) (2:24.2) 2:45 Saturday

1.	Linda Brock	UP	2:15.95
2.	Julie Blum	WU	2:19.7
3.	Kay Mattson	GFC	2:20.9
4.	Lisa Sieverling	Lin	2:21.0
5.	Cathy Buhler	UP	2:21.3
6.	Kathryn O'Leary	WOSC	2:22.3
7.	Kathy Healey	WOSC	2:22.4
8.	Theresa Kosztics	UP	2:22.7
9.	Jodi Peters	GFC	2:22.8
10.	Megan Finaly	L&C	2:22.8
11.	Ann Manning	UP	2:23.6
12.	Cathy Leong	Pac	2:26.0
13.	Tammy Young	WOSC	2:26.5
14.	Jana Zellmer	NNC	2:29.1
15.	Kathy Perham	L&C	2:29.4
16.	Susan Murray	L&C	2:30.0

## 20. 800m (M) (1:57.8)

1.	Dana Lingenfelter	Lin	1:53.0
2.	Jesse Gore	Lin	1:53.1
3.	Rob MacGinnittie	WU	1:53.3
4.	Brandt Lind	WOSC	1:54.8
5.	Tom Geiger	L&C	1:54.9
6.	Steve Yerger	NNC	1:55.1
7.	John Mike McHugh	WOSC	1:55.4
8.	David Trotter	L&C	1:56.5
9.	Steve Uomini	WU	1:56.7
10.	Dave Beck	SOSC	1:56.8
11.	Joe Alward	Lin	1:57.1
12.	Mike Dixon	WOSC	1:57.6
13.	Charles Mitchell	WU	1:57.7
14.	Andy Mitchell	WU	1:57.7
15.	Jason Sele	WOSC	1:57.8
16.	Kevin Ball	GFC	1:57.9
17.	Terry Howard	WOSC	1:58.2
18.	Mark Wesphal	SOSC	1:58.8
19.	Scott Voyles	Lin	2:00.0

## 21. 400m IH (W) (1:12.9) 3:00 Saturday

1.	Petra Johnson	Lin	1:02.2
2.	Ila Amos	SOSC	1:05.3
3.	Linda Brock	UP	1:06.8
4.	Sharon Jensen	WOSC	1:07.8
5.	Lisa Jacobs	L&C	1:09.4
6.	Melinda Carter	NNC	1:12.67

## 22. 400m IH (M) (57.2)

1.	Bob DeVyldere	WU	54.3
2.	Dave Erickson	Lin	54.5
3.	Randy Folker	WU	55.7
4.	Tyler Graham	WU	56.0
5.	Tim Clark	L&C	56.7
6.	Dave Driesner	GFC	56.9
7.	Tim Rupp	SOSC	57.0
8.	Pat Randle	WOSC	57.1
9.	Scott Wallace	NNC	57.1
10.	Jason Sele	WOSC	58.3
11.	Darren Bieberdorf	SOSC	58.8

## 23. 200m (W) (27.0) 3:15 Saturday

1.	Carrie Pizer	UP	25.8
2.	Sheron Wegener	WOSC	26.2
3.	Cathy Seuell	WOSC	26.2
4.	Cathy Buhler	UP	26.2
5.	Shana Galloway	NNC	26.6
6.	Alice Best	SOSC	26.7
7.	Lisa Nichols	Lin	26.9
8.	Dayna Brunson	SOSC	27.0
9.	Kim Klein	WU	27.1
10.	Shelly Woodside	Lin	27.1
11.	Laurie Hanson	WOSC	27.2
12.	Helga Arnadottir	L&C	27.5
13.	Nancy Nemarnik	UP	27.84 FAT
14.	Lisa Jacobs	L&C	28.2
15.	Liz Ardinger	L&C	28.7
16.	Sarah Lowell	L&C	28.8
17.	Linda Brock	UP	nt

## 24. 200m (M) (22.9)

1.	Greg Will	Lin	21.4
2.	Torrae Harry	WOSC	21.9
3.	Tom Mell	L&C	22.1
4.	Jim Fahey	WOSC	22.3
5.	Randy Maves	NNC	22.4
6.	Mark Young	GFC	22.5
7.	Greg Beery	L&C	22.6
8.	Karl Findling	WOSC	22.6
9.	Tim Biamont	WOSC	22.6
10.	Rich Torquato	WU	22.7
11.	Tim Rupp	SOSC	22.8
12.	Dave Wagner	Lin	23.0
13.	Cy Carrigan	L&C	23.2
14.	Harry Mamizuka	L&C	23.5
15.	Curtis Brown	Lin	nt
16.	Carlos Crutch	Pac	nt

## 25. 5000m (W) (19:11.9) 3:30 Saturday

---

1.	Ann Manning	UP	16:35.10
2.	Clare Krill	UP	16:51.78
3.	Kristy Johnston	UP	17:18.0
4.	Kara Crisifulli	WU	17:21.8
5.	Molly Ostlund	UP	17:44.0
6.	Julie Mullin	UP	18:15.0
7.	Tammy Jarolimek	WOSC	18:33.1
8.	Susan Murray	L&C	18:46.4
9.	Julie Richardson	WOSC	18:55.7
10.	Jenny Sanders	WU	18:59.7
11.	Krista Dierks	WU	19:05.0
12.	Kathleen Welland	L&C	19:53.0
13.	Laurie Underwood	L&C	19:54.0
14.	Kathryn Kurtz	L&C	20:38.0
15.	Cathy Hiatt	SOSC	nt

## 26. 5000m (M) 15:23.7)

---

1.	Mike Friess	Lin	14:32.6
2.	Jesse Gore	Lin	14:37.5
3.	Joe Alward	Lin	14:39.9
4.	Jerred Gildehaus	GFC	14:53.3
5.	Paul Yunker	WU	14:57.8
6.	James Wyatt	Lin	14:59.6
7.	David Gilroy	WU	15:02.7
8.	Tad Woosley	WOSC	15:12.9
9.	James Edmark	WU	15:13.7
10.	Ron Ares	L&C	15:14.5
11.	Bob Frost	Lin	15:23.5
12.	Ray Whitlow	Lin	15:24.0
13.	Duke Ritenhouse	L&C	15:34.8
14.	Ron Richards	NNC	15:35.0
15.	Chris VanCauteren	WOSC	15:40.0
16.	Kirk Reynolds	L&C	15:41.6
17.	Jeff Wilson	L&C	15:46.7
18.	Mark Mohnen	WOSC	15:50
19.	Ken James	WOSC	15:50.4
20.	Jeff Guzman	GFC	15:53.5
21.	Phil Jones	SOSC	16:19

## 27. MILE RELAY (W) (NS) 4:15 Saturday

---

1.	UP	4:01.59 *
2.	Lin	4:01.7
3.	WU	4:06.1
4.	WOSC	4:12.4
5.	L&C	4:17.2
6.	SOSC	nt
7.	NNC	nt

## 28. MILE RELAY (M) (NS)

---

1.	WU	3:19.9
2.	GFC	3:20.2
3.	NNC	3:20.7
4.	WOSC	3:21.0
5.	Lin	3:22.2
6.	L&C	3:27.0
7.	SOSC	3:29

\* Converted from yards






SECOND DAY

31st ANNUAL

# DISTRICT 2 TRACK & FIELD CHAMPIONSHIPS



George Fox College  
Newberg, Oregon

MAY 10-11, 1985

--	--	--	--	--	--	--	--	--	--	--	--	--	--	--	--	--	--	--	--	--	--	--	--	--	--	--	--	--	--	--	--	--	--	--	--	--	--	--	--	--	--	--	--	--	--	--	--	--	--	--	--	--	--	--	--	--	--	--	--	--	--	--	--	--	--	--	--	--	--	--	--	--	--	--	--	--	--	--	--	--	--	--	--	--	--	--	--	--	--	--	--	--	--	--	--	--	--	--	--	--	--	--	--	--	--	--	--	--	--	--	--	--	--	--	--	--	--	--	--	--	--	--	--	--	--	--	--	--	--	--	--	--	--	--	--	--	--	--	--	--	--	--	--	--	--	--	--	--	--	--	--	--	--	--	--	--	--	--	--	--	--	--	--	--	--	--	--	--	--	--	--	--	--	--	--	--	--	--	--	--	--	--	--	--	--	--	--	--	--	--	--	--	--	--	--	--	--	--	--	--	--	--	--	--	--	--	--	--	--	--	--	--	--	--	--	--	--	--	--	--	--	--	--	--	--	--	--	--	--	--	--	--	--	--	--	--	--	--	--	--	--	--	--	--	--	--	--	--	--	--	--	--	--	--	--	--	--	--	--	--	--	--	--	--	--	--	--	--	--	--	--	--	--	--	--	--	--	--	--	--	--	--	--	--	--	--	--	--	--	--	--	--	--	--	--	--	--	--	--	--	--	--	--	--	--	--	--	--	--	--	--	--	--	--	--	--	--	--	--	--	--	--	--	--	--	--	--	--	--	--	--	--	--	--	--	--	--	--	--	--	--	--	--	--	--	--	--	--	--	--	--	--	--	--	--	--	--	--	--	--	--	--	--	--	--	--	--	--	--	--	--	--	--	--	--	--	--	--	--	--	--	--	--	--	--	--	--	--	--	--	--	--	--	--	--	--	--	--	--	--	--	--	--	--	--	--	--	--	--	--	--	--	--	--	--	--	--	--	--	--	--	--	--	--	--	--	--	--	--	--	--	--	--	--	--	--	--	--	--	--	--	--	--	--	--	--	--	--	--	--	--	--	--	--	--	--	--	--	--	--	--	--	--	--	--	--	--	--	--	--	--	--	--	--	--	--	--	--	--	--	--	--	--	--	--	--	--	--	--	--	--	--	--	--	--	--	--	--	--	--	--	--	--	--	--	--	--	--	--	--	--	--	--	--	--	--	--	--	--	--	--	--	--	--	--	--	--	--	--	--	--	--	--	--	--	--	--	--	--	--	--	--	--	--	--	--	--	--	--	--	--	--	--	--	--	--	--	--	--	--	--	--	--	--	--	--	--	--	--	--	--	--	--	--	--	--	--	--	--	--	--	--	--	--	--	--	--	--	--	--	--	--	--	--	--	--	--	--	--	--	--	--	--	--	--	--	--	--	--	--	--	--	--	--	--	--	--	--	--	--	--	--	--	--	--	--	--	--	--	--	--	--	--	--	--	--	--	--	--	--	--	--	--	--	--	--	--	--	--	--	--	--	--	--	--	--	--	--	--	--	--	--	--	--	--	--	--	--	--	--	--	--	--	--	--	--	--	--	--	--	--	--	--	--	--	--	--	--	--	--	--	--	--	--	--	--	--	--	--	--	--	--	--	--	--	--	--	--	--	--	--	--	--	--	--	--	--	--	--	--	--	--	--	--	--	--	--	--	--	--	--	--	--	--	--	--	--	--	--	--	--	--	--	--	--	--	--	--	--	--	--	--	--	--	--	--	--	--	--	--	--	--	--	--	--	--	--	--	--	--	--	--	--	--	--	--	--	--	--	--	--	--	--	--	--	--	--	--	--	--	--	--	--	--	--	--	--	--	--	--	--	--	--	--	--	--	--	--	--	--	--	--	--	--	--	--	--	--	--	--	--	--	--	--	--	--	--	--	--	--	--	--	--	--	--	--	--	--	--	--	--	--	--	--	--	--	--	--	--	--	--	--	--	--	--	--	--	--	--	--	--	--	--	--	--	--	--	--	--	--	--	--	--	--	--	--	--	--	--	--	--	--	--	--	--	--	--	--	--	--	--	--	--	--	--	--	--	--	--	--	--	--	--	--	--	--	--	--	--	--	--	--	--	--	--	--	--	--	--	--	--	--	--	--	--	--	--	--	--	--	--	--	--	--	--	--	--	--	--	--	--	--	--	--	--	--	--	--	--	--	--	--	--	--	--	--	--	--	--	--	--	--	--	--	--	--	--	--	--	--	--	--	--	--	--	--	--	--	--	--	--	--	--	--	--	--	--	--	--	--	--	--	--	--	--	--	--	--	--	--	--	--	--	--	--	--	--	--	--	--	--	--	--	--	--	--	--	--	--	--	--	--	--	--	--	--	--	--	--	--	--	--	--	--	--	--	--	--	--	--	--	--	--	--	--	--	--	--	--	--	--	--	--	--	--	--	--	--	--	--	--	--	--	--	--	--	--	--	--	--	--	--	--	--	--	--	--	--	--	--	--	--	--	--	--	--	--	--	--	--	--	--	--	--	--	--	--	--	--	--	--	--	--	--	--	--	--	--	--	--	--	--	--	--	--	--	--	--	--	--	--	--	--	--	--	--	--	--	--	--	--	--	--	--	--	--	--	--	--	--	--	--	--	--	--	--	--	--	--	--	--	--	--	--	--	--	--	--	--	--	--	--	--	--	--	--	--	--	--	--	--	--	--	--	--	--	--	--	--	--	--	--	--	--	--	--	--	--	--	--	--	--	--	--	--	--	--	--	--	--	--	--	--	--	--	--	--	--	--	--	--	--	--	--	--	--	--	--	--	--	--	--	--	--	--	--	--	--	--	--	--	--	--	--	--	--	--	--	--	--	--	--	--	--	--	--	--	--	--	--	--	--	--	--	--	--	--	--	--	--	--	--	--	--	--	--	--	--	--	--	--	--	--	--	--	--	--	--	--	--	--	--	--	--	--	--	--	--	--	--	--	--	--	--	--	--	--	--	--	--	--	--	--	--	--	--	--	--	--	--	--	--	--	--	--	--	--	--	--	--	--	--	--	--	--	--	--	--	--	--	--	--	--	--	--	--	--	--	--	--	--	--	--	--	--	--	--	--	--	--	--	--	--	--	--	--	--	--	--	--	--	--	--	--	--	--	--	--	--	--	--	--	--	--	--	--	--	--	--	--	--	--	--	--	--	--	--	--	--	--	--	--	--	--	--	--	--	--	--	--	--	--	--	--	--	--	--	--	--	--	--	--	--	--	--	--	--	--	--	--	--	--	--	--	--	--	--	--	--	--	--	--	--	--	--	--	--	--	--	--	--	--	--	--	--	--	--	--	--	--	--	--	--	--	--	--	--	--	--	--	--	--	--	--	--	--	--	--	--	--	--	--	--	--	--	--	--	--	--	--	--	--	--	--	--	--	--	--	--	--	--	--	--	--	--	--	--	--	--	--	--	--	--	--	--	--	--	--	--	--	--	--	--	--	--	--	--	--	--	--	--	--	--	--	--	--	--	--	--	--	--	--	--	--	--	--	--	--	--	--	--	--	--	--	--	--	--	--	--	--	--	--	--	--	--	--	--	--	--	--	--	--	--	--	--	--	--	--	--	--	--	--	--	--	--	--	--	--	--	--	--	--	--	--	--	--	--	--	--	--	--	--	--	--	--	--	--	--	--	--	--	--	--	--	--	--	--	--	--	--	--	--	--	--	--	--	--	--	--	--	--	--	--	--	--	--	--	--	--	--	--	--	--	--	--	--	--	--	--	--	--	--	--	--	--	--	--	--	--	--	--	--



—

[illegible]



DISTRICT 2 TRACK & FIELD CHAMPIONSHIPS

COLCORD FIELD - NEWBERG, OREGON

MAY 10-11, 1985

MARATHON

February 23, 1985 --- Seaside, Oregon

MEN

1.	Dwight Larabee	GFC	2:37:26
	*Greg Miller	EOSC	2:43:10
2.	Bob Frost	LINFIELD	2:47:41
3.	Scott Martin	SOSC	2:48:41
4.	Dan Price	GFC	2:51:17
5.	John Oord	NNC	2:57:53
6.	Ron Richards	NNC	2:59:36
7.	Mark Young	NNC	3:04:02
8.	DeWayne Williams	NNC	3:09:41

\*EOSC is not fielding a track team in 1985.

WOMEN

1.	Kathleen Welland	L&C	3:14:35
2.	Tammy Jarolinek	WOSC	3:23:57
3.	Laura Lewallen	L&C	3:28:48
4.	Katy Hannon	LINFIELD	3:29:00

## 1985 N.A.I.A. DISTRICT 2 DECATILON CHAMPIONSHIP --- APRIL 22-23, 1985 --- NORTHWEST NAZARENE COLLEGE, Nampa, IDAHO

		100 Meters	Long Jump	Shot Put	High Jump	400 Meters	110 Hurdles	Discus	Pole Vault	Javelin	1500 Meters	Final Score
Larry Conaway WOSC	t/d m p	11.1 780	22-7 6.88 796	36-10½ 11.24 548	1.98 840	52.5 699	15.4 807	117-11 35.94 603	10-10½ 3.31 618	167-0 50.90 645	3:01.8 399	6735
Keith Wigley GFC	t/d m p	11.3 733	20-¾ 6.10 626	34-3 10.44 492	1.88 751	54.5 621	15.9 757	102-11 31.36 504	12-3½ 3.74 739	148-9 45.34 569	4:49 465	6257
Mike Gilbert MNC	t/d m p	11.4 710	21-2½ 6.46 706	36-1½ 11.01 533	1.78 662	49.7 819	17.6 613	92-1½ 28.08 429	10-10½ 3.31 618	155-1 47.27 596	4:46.7 486	6172
Randy Coombs LAC	t/d m p	11.3 733	20-10 6.35 682	37-6 11.43 561	1.78 662	51.7 732	19.4 487	102-5 31.22 501	12-11 3.94 791	130-2 39.69 486	5:13.2 340	5975
Scott Healy WU	t/d m p	11.4 710	19-9½ 6.02 608	30-5½ 9.28 406	1.83 707	53.2 671	17.9 590	85-6 3/4 26.08 382	12-3½ 3.74 739	150-7 45.90 576	4:44.2 499	5888
Scott Anderson JOSC	t/d m p	12.2 540	18-3 5.62 535	30-6½ 9.31 409	1.75 634	55.2 596	16.9 668	98-4½ 29.98 474	12-11 3.94 791	138-7 42.25 524	4:31.9 577	5748
Frank Wyborney MNC	t/d m p	11.7 643	18-5½ 5.62 519	44-6 3/4 13.58 701	1.65 540	53.1 675	21.4 371	125-5 38.24 650	9-5½ 2.88 492	127-1 38.75 472	4:55 436	5499
Bug Edwards MNC	t/d m p	12.5 482	17-11 5.20 420	35-0 10.67 509	1.62 512	57.5 514	19.6 474	114-1 34.78 579	12-11 3.94 791	185-3 56.47 717	4:55.7 432	5430
Kevin Connors WU	t/d m p	11.4 710	19-7½ 5.97 597	WITHDRAWN								



1985 N.A.I.A. DISTRICT 2 HEPTATHLON CHAMPIONSHIP

NORTHWEST NAZARENE COLLEGE, NAMPA, IDAHO

APRIL 22-23, 1985

		100 m. Hurdles	High Jump	Shot Put	200 m. Meters	Long Jump	Javelin	800 Meters	Final Total
Petra Johnson LIN	c/d m p	15.7  675	4-8 1.42 635	25-9½ 7.86 435	25.6  795	16.4¾ 5.00 677	115-1 35.09 687	2:29.0  683	4587
Sharon Jansen NO	c/d m p	16.2  626	4-10½ 1.48 704	31-11½ 9.74 572	27.7  633	16-4¾ 5.00 677	103-6 31.57 626	2:30.7  664	4502
Lisa Jacobs L&C	c/d m p	15.5  695	5-¾ 1.54 770	26-6½ 8.09 433	28.5  578	15-1½ 4.61 581	84-¾ 25.61 516	2:38.6  583	4176
Shana Galloway NWC	c/d m p	17.7  499	4-5½ 1.36 564	23-2¾ 7.69 422	27.4  655	15-2¾ 4.64 588	70-4½ 21.45 431	2:40.9  560	3719
Sarah Lowell L&C	c/d m p	16.8  572	4-10½ 1.48 708	25 7.62 417	29.4  519	14-3¼ 4.35 515	73-¾ 22.27 449	2:49.0  487	3663
Sue Woolsey GRC	c/d m p	20.4  315	4-10½ 1.48 704	26-1¾ 7.97 443	30.6  449	14-2 4.32 507	85-9½ 26.14 527	2:58.3  410	3355



## 1985 DISTRICT CHAMPIONSHIPS

MNN

EVENT:	10000m	Time	
Place	Name	Ht./Dist.	School
1.	James Wyatt	31:47	Lin
2.	Paul Yunker	31:50	WU
3.	David Gilroy	31:54	WU
4.	Bob Frost	32:17	Lin
5.	Ray Whitlow	32:18	Lin
6.	Jeff Wilson	32:47	L&C
7.			
8.			

EVENT:	3000m STEEPLECHASE	Time	
Place	Name	Ht./Dist.	School
1.	John Oord	9:31.5	WSC
2.	James Edmark	9:32.7	WU
3.	Ken James	9:37.5	WOSC
4.	Duke Hitchhouse	9:42.0	L&C
5.	Ron Aras	9:47.3	L&C
6.	Tom Geiger	9:52.2	L&C
7.			
8.			

EVENT:	DISCUS	Time	
Place	Name	Ht./Dist.	School
1.	Jim Parker	154-5	SOSC
2.	Deron Lord	153	L&C
3.	Nathan Whitham	151-5	GFC
4.	Randy Settell	150-4	SOSC
5.	Mike Watts	148-6	GFC
6.	Paul Maddox	145-7	GFC
7.			
8.			

EVENT:		Time	
Place	Name	Ht./Dist.	School
1.			
2.			
3.			
4.			
5.			
6.			
7.			
8.			

EVENT:	LONG JUMP		
Place	Name	Ht./Dist.	School
1.	Larry Conaway	22-4 3/4	WOSC
2.	Ravin Connors	22-3	WU
3.	Kelly Ferrenburg	21-10 1/2	Lin
4.	Dave Erickson	21-9 1/2	Lin
5.	Randy Folker	21-6	WU
6.	Ron Mobley	21-4	WOSC
7.			
8.			

EVENT:			
Place	Name	Ht./Dist.	School
1.			
2.			
3.			
4.			
5.			
6.			
7.			
8.			

EVENT:	HAMMER THROW		
Place	Name	Ht./Dist.	School
1.	Deron Lord	160-6	L&C
2.	Scott Polen	157-10	WOSC
3.	Nathan Whitham	156-4	GFC
4.	Larry Burris	151-11	WOSC
5.	Jim Gorman	151-9	WU
6.	Kyle Kobow	148-7	Lin
7.			
8.			

EVENT:			
Place	Name	Ht./Dist.	School
1.			
2.			
3.			
4.			
5.			
6.			
7.			
8.			

EVENT:	HIGH JUMP		
Place	Name	Ht./Dist.	School
1.	Joe Hill	6-8 1/2	SOSC
2.	Keith Wigley	6-5	GFC
3.	Larry Conaway	6-3	WOSC
4.	Shaun Granger	6-1	SOSC
5.	Pat Meyer	6-1	L&C
6.	Scott Healy	5-11	WU
7.			
8.			

EVENT:			
Place	Name	Ht./Dist.	School
1.			
2.			
3.			
4.			
5.			
6.			
7.			
8.			

## 1985 DISTRICT CHAMPIONSHIPS

## MEN

## EVENT: SHOTPUT

Place	Name	Time Ht/Dist.	School
1.	Randy Settell	53-1 $\frac{1}{4}$	SOSC
2.	Ivan Jim Parker	52-2 $\frac{1}{4}$	SOSC
3.	David Novotney	51-9	WU
4.	Mike Pressley	51-5 3/4	L&C
5.	Deron Lord	48-9 3/4	L&C
6.	Hank Wyborney	44-11 $\frac{1}{4}$	NWC
7.			
8.			

## EVENT: 110m RH

Place	Name	Time Ht/Dist.	School
1.	Adolphus Onua	14.1	GFC
2.	Tim Rupp	15.0	SOSC
3.	Curtis Thorne	15.1	WU
4.	Tyler Graham	15.1	WU
5.	Bob DeVylde	15.3	WU
6.	Craig McKee	15.8	WU
7.			
8.			

## EVENT: 10K WALK

Place	Name	Time Ht/Dist.	School
1.	Trent Jones	:51:19.6	L&C
2.	Randy Jacobs	:51:21.2	WU
3.	Jeff Kilday	:58:11.9	WU
4.	Dan Price	:59:40.8	GFC
5.	Mark Willaman	1:00:55.0	SOSC
6.	Troy O'Donnell	1:02:18.4	WU
7.			
8.			

## EVENT: TRIPLE JUMP

Place	Name	Time Ht/Dist.	School
1.	Kevin Connors	47-3	WU
2.	Jeff Bowman	44-4 $\frac{1}{2}$	Lin
3.	John Prevadello	44-4	Lin
4.	Kale Marsters	43-7 $\frac{1}{2}$	Lin
5.	Shaun Granger	42-7 $\frac{1}{2}$	SOSC
6.	Scott Anderson	42-1	WOSC
7.			
8.			

## EVENT: 4x100 RELAY

Place	Name	Time Ht/Dist.	School
1.		41.9	WOSC
2.		42.2	L&C
3.		43.2	WU
4.		43.9	SOSC
5.		45.3	NWC
6.			
7.			
8.			

EVENT: ~~400m~~

Place	Name	Time Ht/Dist.	School
1.	<del>XXXXXXXXXX</del>	<del>XXXXXXXXXX</del>	<del>XXXX</del>
2.	<del>XXXXXXXXXX</del>	<del>XXXXXXXXXX</del>	<del>XXXX</del>
3.	<del>XXXXXXXXXX</del>	<del>XXXXXXXXXX</del>	<del>XXXX</del>
4.			
5.			
6.			
7.			
8.			

## EVENT: 1500m

Place	Name	Time Ht/Dist.	School
1.	Jesse Gore	3:53.8	Lin
2.	Brandt Lind	3:56.2	WOSC
3.	Dave Beck	3:58.0	SOSC
4.	Andy Mitchell	3:59.7	WU
5.	Mark Mohnen	4:00.2	WOSC
6.	Ken James	4:00.8	WOSC
7.			
8.			

## EVENT: 800m

Place	Name	Time Ht/Dist.	School
1.	Tom Gaiger	1:53.7	L&C
2.	Rob MacGinnittie	1:53.8	WU
3.	John Mike McHugh	1:54.9	WOSC
4.	Brandt Lind	1:55.6	WOSC
5.	Mike Dixon	1:56.0	WOSC
6.	Steve Uomini	1:56.7	WU
7.			
8.			

## EVENT: JAVELIN

Place	Name	Time Ht/Dist.	School
1.	Mike Keisur	219-10	WOSC
2.	Dave Wagner	212-4	Lin
3.	Eric Nelson	208-5	WOSC
4.	Doug Ladd	205-9	WOSC
5.	Brad Bales	201-8	WU
6.	Doug Edwards	199-1	NWC
7.			
8.			

## EVENT: 400 IH

Place	Name	Time Ht/Dist.	School
1.	Dave Erickson	53.6	Lin
2.	Bob DeVylde	54.1	WU
3.	Tim Rupp	55.1	SOSC
4.	Tyler Graham	55.4	WU
5.	Scott Wallace	56.7	NWC
6.	Dave Driesner	57.8	GFC
7.			
8.			



# 1985 DISTRICT CHAMPIONSHIPS

## MEN

EVENT: POLE VAULT		Time	
Place	Name	Ht/Dist.	School
1.	Kevin Taylor	14-6	SOSC
2.	Randy Coombs	13-10	L&C
3.	Mike Gilbert	13-6	NNC
3.	Doug Edwards	13-6	NNC
3.	Kelly Carter	13-6	WOSC
6.	Ken Helm	13-6	WU
7.			
8.			

TIE

EVENT: 400m		Time	
Place	Name	Ht/Dist.	School
1.	Karl Findling	48.5	WOSC
2.	Jim Fahey	49.1	WOSC
3.	Mike Gilbert	49.2	NNC
4.	Sid Elliott	49.3	WU
5.	Dawn Mason	49.5	GFC
6.	David Searce	49.7	WU
7.			
8.			

EVENT: 200m		Time	
Place	Name	Ht/Dist.	School
1.	Greg Will	21.9	Lin
2.	Torrae Harry	22.0	WOSC
3.	Tom Hall	22.1	L&C
4.	Karl Findling	22.2	WOSC
5.	Greg Beery	22.6	L&C
6.	Tim Biamont	22.7	WOSC
7.			
8.			

EVENT: 100m		Time	
Place	Name	Ht/Dist.	School
1.	Tom Mell	10.6	L&C
2.	Torrae Harry	10.6	WOSC
3.	Rich Torquato	10.7	WU
4.	Greg Beery	10.8	L&C
5.	Brian Gilstrap	10.9	WU
6.	Kelly Ferrenberg	11.0	Lin
7.			
8.			

EVENT: 5000m		Time	
Place	Name	Ht/Dist.	School
1.	Mike Friess	14:47.2	Lin
2.	Joe Alward	14:57.8	Lin
3.	James Wyatt	14:59.5	Lin
4.	David Gilroy	15:01	WU
5.	Paul Yunker	15:20	WU
6.	Bob Frost	15:22.2	Lin
7.			
8.			

EVENT: 4x400 RELAY		Time	
Place	Name	Ht/Dist.	School
1.		3:19.2	WOSC
2.		3:19.4	GFC
3.		3:22.7	WU
4.		3:24.0	NNC
5.		3:24.3	Lin
6.		3:24.3	L&C
7.			
8.			

EVENT:			
Place	Name	Ht/Dist.	School
1.			
2.			
3.			
4.			
5.			
6.			
7.			
8.			

EVENT:			
Place	Name	Ht/Dist.	School
1.			
2.			
3.			
4.			
5.			
6.			
7.			
8.			

EVENT:			
Place	Name	Ht/Dist.	School
1.			
2.			
3.			
4.			
5.			
6.			
7.			
8.			

EVENT:			
Place	Name	Ht/Dist.	School
1.			
2.			
3.			
4.			
5.			
6.			
7.			
8.			



# 1985 DISTRICT CHAMPIONSHIPS WOMEN

EVENT: 4x800 Relay				EVENT: SPRINT RELAY RELAY			
Place	Name	Time	School	Place	Name	Time	School
1.		10:50.0	WOSC	1.		1:50.8	UP
2.		10:57.7	L&C	2.		1:51.9	L&C
3.		11:16.0	WU	3.		1:54.2	WU
				4.		1:54.8	SOSC
				5.		1:55.5	L&C
				6.		1:55.8	WOSC
				7.			
				8.			

EVENT: WOMEN'S LONG JUMP				EVENT:			
Place	Name	Ht./Dist.	School	Place	Name	Ht./Dist.	School
1.	Mary Dodson	17-04	SOSC	1.			
2.	Sharon Jenner	16-11 3/4	WOSC	2.			
3.	Shelly Woodside	16-10	Lia	3.			
4.	Pam Patrick	15-10 3/4	SOSC	4.			
5.	Sandy Duchow	15-10 1/2	L&C	5.			
6.	Chris Chua	14-8 3/4	WNC	6.			
				7.			
				8.			

EVENT: 3,000m				EVENT:			
Place	Name	Ht./Dist.	School	Place	Name	Ht./Dist.	School
1.	Ann Manning	9:13.5	UP	1.			
2.	Clare Krill	9:48.5	UP	2.			
3.	Kara Cristofilli	10:00.4	WU	3.			
4.	Kristy Johnston	10:07.4	UP	4.			
5.	Mary Hillenkamp	10:23.0	UP	5.			
6.	Julie Mullin	10:27.9	UP	6.			
				7.			
				8.			

EVENT: DISCUS				EVENT:			
Place	Name	Ht./Dist.	School	Place	Name	Ht./Dist.	School
1.	Wanda Struska	120-3	L&C	1.			
2.	Paula Wittenberg	132-10	GFC	2.			
3.	Dabbie Garrison	127-10	SOSC	3.			
4.	Cyd McCormick	126-3	WOSC	4.			
5.	Paige Daugherty	118	L&C	5.			
6.	Tonia Myers	115	Pat	6.			
				7.			
				8.			

EVENT: 10,000m				EVENT:			
Place	Name	Ht./Dist.	School	Place	Name	Ht./Dist.	School
1.	Molly Ostlund	37:41.1	UP	1.			
2.	Marilyn Fishback	40:05.9	WU	2.			
3.	Jenny Sanders	40:21.1	WU	3.			
4.	Tammy Jarolinsk	41:26.3	WOSC	4.			
5.	Kathleen Vellard	41:49.8	L&C	5.			
6.	Krista Dineke	42:04.0	WU	6.			
				7.			
				8.			

1985 DISTRICT CHAMPIONSHIPS  
WOMEN

EVENT: 4 X 100 RELAY				Time
Place	Name	Ht/Dist.	School	
1.		49.2	UP	
2.		49.7	Lin	
3.		50.2	WOSC	
4.		51.0	SOSC	
5.		51.6	WU	
6.		51.9	L&C	
7.				
8.				

EVENT: 100 HURDLES				Time
Place	Name	Ht/Dist.	School	
1.	Lisa Jacobs	15.3	L&C	
2.	Shelly Woodside	15.8	Lin	
3.	Sarah Lowell	15.9	L&C	
4.	Sharon Jensen	16.2	WOSC	
5.	Gina Walker	17.6	SOSC	
6.				
7.				
8.				

EVENT: 1500				Time
Place	Name	Ht/Dist.	School	
1.	Ann Manning	4:33.3	UP	
2.	Kristy Johnston	4:46.1	UP	
3.	Julia O'Leary	4:50.3	WOSC	
4.	Mary Hallenkamp	4:53.6	UP	
5.	Janet Mortensen	5:02.5	Lin	
6.	Kelli Cammack	5:03.8	WU	
7.				
8.				

EVENT: 400				Time
Place	Name	Ht/Dist.	School	
1.	Jeanette Blum	1:00.6	WU	
2.	Radona Howard	1:04.7	WOSC	
3.	Holly Duncan	1:06.5	NMC	
4.				
5.				
6.				
7.				
8.				

EVENT: SHOT				Time
Place	Name	Ht/Dist.	School	
1.	Paige Daugherty	44'3 1/4"	L&C	
2.	Allyson Kendall	40'7"	WOSC	
3.	Debbie Garrison	38'9 1/2"	SOSC	
4.	Robyn Mann	37'10 3/4"	L&C	
5.	Paula Wittenberg	37'8 1/2"	GFC	
6.	Vickie Hissong	37'3"	WOSC	
7.				
8.				

EVENT: 100				Time
Place	Name	Ht/Dist.	School	
1.	Sharon Wegenar	12.5	WOSC	
2.	Carrie Pizer	12.6	UP	
3.	Lisa Nichols	12.6	Lin	
4.	Cathy Buhler	12.6	UP	
5.	Cathy Seuell	12.7	WOSC	
6.	Shana Galloway	12.8	NMC	
7.				
8.				

EVENT: HIGH JUMP				Time
Place	Name	Ht/Dist.	School	
1.	Sue Woolsey	5'3"	GFC	
2.	Kathy Moore	5'2"	WILL	
3.	Lisa Hertz	5'0"	SOSC	
4.	Tisha Steimle	4'10"	L&C	
5.	Kathleen Kincheloe	4'10"	Lin	
6.	Sandy Duchow	4'10"	L&C	
7.				
8.				

EVENT: 800				Time
Place	Name	Ht/Dist.	School	
1.	Julie Blum	2:16.3	WU	
2.	Ann Manning	2:16.6	UP	
3.	Kathy Healey	2:19.7	WOSC	
4.	Kathryn O'Leary	2:20.3	WOSC	
5.	Lisa Sieverling	2:20.3	Lin	
6.	Megan Finaly	2:20.3	L&C	
7.				
8.				

EVENT: JAVELIN				Time
Place	Name	Ht/Dist.	School	
1.	Sandy Bean	152'9"	SOSC	
2.	Regina Norris	149'4"	Pac	
3.	Cyd McCormick	143'2"	WOSC	
4.	Debbie Barnhurst	141'7"	WOSC	
5.	Karen Carpenter	120'9"	NMC	
6.				
7.				
8.				

EVENT: 400 HURDLES				Time
Place	Name	Ht/Dist.	School	
1.	Petra Johnson	1:03.1	Lin	
2.	Ila Amos	1:04.7	SOSC	
3.	Linda Brock	1:05.8	UP	
4.	Lisa Jacobs	1:07.2	L&C	
5.	Sharon Jensen	1:08.6	WOSC	
6.	Melinda Carter	1:13.0	NMC	
7.				
8.				



1985 DISTRICT CHAMPIONSHIPS  
WOMEN

EVENT:	5000	Time	
Place	Name	Ht/Dist.	School
1.	Clare Krill	16:58.8	UP
2.	Kara Crisifulli	17:30.0	WU
3.	Molly Ostlund	18:04.8	UP
4.	Julie Mullin	18:47.9	UP
5.	Laurie Underwood	19:31.0	L&C
6.	Jenny Sanders	19:32.7	WU
7.			
8.			

EVENT:		Time	
Place	Name	Ht/Dist.	School
1.			
2.			
3.			
4.			
5.			
6.			
7.			
8.			

EVENT:	200	Time	
Place	Name	Ht/Dist.	School
1.	Sharon Wegener	26.5	WOSC
2.	Carrie Pizer	26.6	UP
3.	Cathy Sevell	26.9	WOSC
4.	Cathy Buhler	27.1	UP
5.	Shana Galloway	27.2	NNC
6.	Laurie Hanson	NT	WOSC
7.			
8.			

EVENT:		Time	
Place	Name	Ht/Dist.	School
1.			
2.			
3.			
4.			
5.			
6.			
7.			
8.			

EVENT:	4 X 400 RELAY	Time	
Place	Name	Ht/Dist.	School
1.		3:59.4	Lin
2.		4:00.4	UP
3.		4:04.1	WOSC
4.		4:04.3	WU
5.		4:07.3	SOSC
6.			
7.			
8.			

EVENT:		Time	
Place	Name	Ht/Dist.	School
1.			
2.			
3.			
4.			
5.			
6.			
7.			
8.			

EVENT:		Time	
Place	Name	Ht/Dist.	School
1.			
2.			
3.			
4.			
5.			
6.			
7.			
8.			

EVENT:		Time	
Place	Name	Ht/Dist.	School
1.			
2.			
3.			
4.			
5.			
6.			
7.			
8.			

EVENT:		Time	
Place	Name	Ht/Dist.	School
1.			
2.			
3.			
4.			
5.			
6.			
7.			
8.			

EVENT:		Time	
Place	Name	Ht/Dist.	School
1.			
2.			
3.			
4.			
5.			
6.			
7.			
8.			





# Azuza Pacific, Prairie View Continue Dominance

HILLSDALE, MI—The good just keep getting better on the outdoor track and field scene.

Prairie View A&M University TX captured its fourth consecutive women's team championship and Azusa Pacific University CA made it three straight in the men's division at the NAIA National Outdoor Track and Field Championships, May 23-25 at the Ken Herrick Track, Hillsdale College.

## WOMEN'S TEAM STANDINGS

1. Prairie View A&M TX ... 109
2. Adams State CO ..... 63.5
3. Wisconsin-Milwaukee ..... 59
4. Wayland Baptist TX ..... 37
5. Mississippi Valley State ... 36
6. Azusa Pacific CA ..... 31
7. Jamestown ND ..... 25
8. Wisconsin-Eau Claire ..... 24
9. Simon Fraser CAN ..... 20
10. Portland OR ..... 19
- Fort Hays State KS ..... 19
12. Moorhead State MN ..... 18
13. Marquette WI ..... 14
- Kearney State NE ..... 14
- Saginaw Valley State MI ... 14
16. Pacific Lutheran WA ..... 13
17. Doane NE ..... 12
18. Western Washington ..... 10
- Berry GA ..... 10
- Southern Utah State ..... 10
21. Central State OH ..... 9
- Campbell NC ..... 9
23. North Florida ..... 8
- Wisconsin-Parkside ..... 8
- Georgian Court NJ ..... 8
- George Fox OR ..... 8
27. Manchester IN ..... 6
- Point Loma Nazarene CA ... 6
- Minot State ND ..... 6
30. Hillsdale MI ..... 4
- Arkansas College ..... 4
32. Cedarville OH ..... 3
33. Arkansas-Pine Bluff ..... 2
- Malone OH ..... 2
- Linfield OR ..... 2
- Belmont TN ..... 2
- Wayne State NE ..... 2
38. Colorado School of Mines . 1
- Northern Montana ..... 1
- Kennesaw GA ..... 1
- Emporia State KS ..... 1
42. Hastings NE ..... 0.5

A total of 14 national meet records, seven in each division, were broken at the three-day event and eight of the marks were set on the final day of competition.

Senior Dierdre Jackson led the way for Prairie View in the women's division with four wins including individual titles in the 100 and 200 meters. Jackson also ran the opening leg for Prairie View victories in the 4 x 100 meter and sprint medley relays. She was named the outstanding female performer of the meet.

Prairie View finished with a winning total of 109 points to easily outdistance runner-up Adams State CO with 63½ and third place finisher Wisconsin-Milwaukee with 59 points. Wayland Baptist TX claimed the fourth place award with 37 points. Adams State's Milan Donley was named the national coach of the year.

Senior sprinter Innocent Egbunike paced the Azusa Pacific victory in the men's division with his fourth consecutive championship in the 100 meters and a record-setting performance in capturing his third straight 200 meter title. Egbunike was named the meet's outstanding male performer for the third year in a row and tied Mike Boit of Eastern New Mexico as the only athletes to capture seven individual titles during their careers.

Azuza Pacific finished with a winning point total of 94 points, equalling their 1983 winning mark as the second highest in the 34-year history of the men's event. Wayland Baptist TX was victorious in four events and finished second in the team standings with 76 points, Point Loma Nazarene CA was third with 42 and Wisconsin-Parkside was in fourth place with 37 points. Azusa Pacific's Terry Franson was named the national coach of the year for the fourth straight season.

All of the records were not set by the athletes as NAIA attendance marks also fell. The championship final attendance of 8,310 on May 25 set a single-day meet record, and the three-day total of 18,110 also established a new championship high. NAIA

## MEN'S TEAM STANDINGS

1. Azusa Pacific CA ..... 94
2. Wayland Baptist TX ..... 76
3. Point Loma Nazarene CA 42
4. Wisconsin-Parkside ..... 37
5. Pittsburg State KS ..... 36
6. Adams State CO ..... 33.33
7. Prairie View A&M TX ..... 29
8. Western State CO ..... 26.5
9. Northwood Institute MI ... 23
10. Southern Arkansas ..... 20
- Concordia NE ..... 20
12. Fort Hays State KS ..... 16
13. Moorhead State MN ..... 14
- California Lutheran ..... 14
- Doane NE ..... 14
- Southern Colorado ..... 14
17. Manchester IN ..... 10
- Puget Sound WA ..... 10
- Saginaw Valley St. MI ... 10
20. Western Washington ..... 9
21. West Virginia State ..... 8.66
22. Simon Fraser CAN ..... 8
- Dickinson State ND ..... 8
- Lubbock Christian TX ..... 8
- Hillsdale MI ..... 8
- Taylor In ..... 8
27. McMurry TX ..... 7
28. Pacific Lutheran WA ..... 6
- Tarkio MO ..... 6
- Kearney State NE ..... 6
- Missouri Baptist ..... 6
- Arkansas Tech ..... 6
- East Central OK ..... 6
34. Western Oregon ..... 5
- Southwestern KS ..... 5
36. Harding AR ..... 4
- Austin College TX ..... 4
- Cedarville OH ..... 4
- Berea KY ..... 4
- Jamestown ND ..... 4
- Oklahoma Baptist ..... 4
- Belmont TN ..... 4
- Park MO ..... 4
- Lewis & Clark OR ..... 4
- Ouachita Baptist AR ..... 4
46. Arkansas-Monticello ..... 3
47. Oklahoma Christian ..... 2.5
48. Malone OH ..... 2
- Linfield OR ..... 2
- Graceland IA ..... 2
- Wisconsin-Eau Claire ..... 2
- Berry GA ..... 2
- Henderson State AR ..... 2
- Southern Utah State ..... 2
55. Siena Heights MI ..... 1
- Bethany KS ..... 1
- Spring Arbor MI ..... 1
- Aquinas MI ..... 1



# 1985-86 NAIA CHAMPIONSHIP SCHEDULE

(Tentative)

## MEN'S DIVISION

<b>EVENT</b>	<b>DATES</b>	<b>SITE</b>
Cross Country (30th Annual)	November 16, 1985	University of Wisconsin-Parkside Kenosha, WI
Soccer (27th Annual)	November 25-30, 1985	U. of South Carolina-Spartanburg Spartanburg, SC
Division II Football (16th Annual)	Quarterfinals: Nov. 23, 1985 Semifinals: Dec. 7, 1985 Championship: Dec. 14, 1985	Sites to be determined
Division I Football (30th Annual)	Quarterfinals: Dec. 7, 1985 Semifinals: Dec. 14, 1985 Championship: Dec. 21, 1985	Sites to be determined
Indoor Track & Field (21st Annual)	February 21-22, 1986	Municipal Auditorium Kansas City MO
Swimming and Diving (30th Annual)	March 6-8, 1986	To be announced
Wrestling (29th Annual)	March 6-8, 1986	Minot State College Minot ND
Basketball (49th Annual)	March 12-18, 1986	Kemper Arena Kansas City, MO
Tennis (35th Annual)	May 19-23, 1986	Rockhill Tennis Club Kansas City, MO
Outdoor Track & Field (35th Annual)	May 22-24, 1986	To be announced
Baseball (30th Annual)	May 26-June 1, 1986	Lewis-Clark State College Lewiston, ID
Golf (35th Annual)	June 3-6, 1986	Huntingdon College Montgomery AL

## WOMEN'S DIVISION

Cross Country (6th Annual)	November 16, 1985	University of Wisconsin-Parkside Kenosha, WI
Volleyball (6th Annual)	November 21-23, 1985	University of Wisconsin-Milwaukee Milwaukee, WI
Soccer (2nd Annual)	November 22-23, 1985	University of Puget Sound Tacoma, WA
Indoor Track & Field (6th Annual)	February 21-22, 1986	Municipal Auditorium Kansas City, MO
Swimming & Diving (6th Annual)	March 6-8, 1986	To be announced
Gymnastics (6th Annual)	March 7-8, 1986	University of Wisconsin-Eau Claire Eau Claire, Wisconsin
Basketball (6th Annual)	March 12-15, 1986	To be announced
Softball (6th Annual)	March 15-17, 1986	To be announced
Tennis (6th Annual)	March 19-23, 1986	Overland Park Racquet Club Overland Park, KS
Outdoor Track & Field (6th Annual)	May 22-24, 1986	To be announced



# 1985 Men's Individual Track & Field Results

**100-METER:** 1. **Innocent Egbunike, Azusa Pacific CA, 10.33;**  
Aaron Lang, Pittsburg State KS, 10.54; 3. Kenneth Ross, Southern Colorado, 10.57; 4. Scott Ferguson, Prairie View A&M TX, 10.66;  
5. Donnie Harris, Azusa Pacific CA, 10.67; 6. Greg Williams, Henderson State AR, 10.70.

**200-METER:** 1. **Innocent Egbunike, Azusa Pacific CA, 20.57\*;**  
2. Devon Morris, Wayland Baptist TX, 21.22; 3. Aaron Lang, Pittsburg State KS, 21.23; 4. Kevin McGehee, Oklahoma Baptist, 21.62; 5. Kenneth Ross, Southern Colorado, 21.68; 6. Greg Williams, Henderson State AR, 21.76.

**110-METER HIGH HURDLES:** 1. **Dale Washington, Northwood Institute MI, 14.13;** 2. Robbie Butler, Point Loma Nazarene CA, 14.21; 3. Chris Branham, Point Loma Nazarene CA, 14.51; 4. Cary Hall, Ouachita Baptist AR, 14.51; 5. Scott Taylor, Austin College TX, 14.57; 6. Brian Arnold, Azusa Pacific CA, 14.58.

**400-METER HURDLES:** 1. **Brian Arnold, Azusa Pacific CA, 51.15;**  
2. Dewitt Hale, West Virginia State, 51.17; 3. Dennis Moore, Wayland Baptist TX, 51.41; 4. Anthony Leaks, Missouri Baptist, 51.42; 5. Paul Webb, Azusa Pacific CA, 52.65; 6. Darrow Smith, Spring Arbor MI, 53.02.

**400-METER:** 1. **Devon Morris, Wayland Baptist TX, 45.25;**  
2. Moses Ugbisie, Wayland Baptist TX, 45.74; 3. Sammy Epps, Southern Arkansas 45.98; 4. Russell Mitchell, Wayland Baptist TX, 46.52; 5. Albert Hatcher, McMurry TX, 47.10; 6. Patrick Nwanguzo, Wayland Baptist TX, 47.26

**800-METER:** 1. **Gregg Larson, Doane NE, 1:50.29;** 2. Kenrick Williams, Lubbock Christian TX, 1:50.90; 3. Russ Cole, Pacific Lutheran WA, 1:51.71; 4. Ernest Bell, Prairie View A&M TX, 1:51.74; 5. Brent Fowler, Oklahoma Christian, 1:52.21; 6. Peter Scott, Wayland Baptist TX, 1:52.49.

**1500-METER:** 1. **John Alin, Moorhead State MN, 3:49.21;**  
Eduardo Navas, Western State CO, 3:49.25; 3. Rich Genson, Saginaw Valley State MI, 3:49.57; 4. Rob Moore, Cedarville OH, 3:49.75; 5. David Materne, Berry GA, 3:49.76; 6. Mark Steward, Adams State CO, 3:50.48.

**5000-METER:** 1. **Robbie Hipwood, Adams State CO, 14:34.61,**  
2. Robert Ferguson, Adams State CO, 14:36.28; 3. Timothy Renzelmann, Wisconsin-Parkside, 14:43.33; 4. Jeff Sanchez, Western State CO, 14:48.74; 5. Troy Ouellette, Saginaw Valley State MI, 14:55.08; 6. Daniel Stublaski, Wisconsin-Parkside, 14:56.39.

**10,000-METER:** 1. **Tomas Andersson, Point Loma Nazarene CA, 30:00.26;** 2. Timothy Renzelmann, Wisconsin-Parkside, 30:01.10; 3. Dave Cuadrado, Adams State CO, 30:09.32; 4. Jeff Sanchez, Western State CO, 30:12.13; 5. **Michael Friess, Linfield OR, 30:30.28;** 6. Rick Roybol, Adams State CO, 30:39.00.

**STEEPLECHASE:** 1. **Dennis Leck, Western State CO, 8:55.52;**  
2. Bill Dent, Dickinson State ND, 9:11.17; 3. Ken Woodard, Adams State CO, 9:13.13; 4. Fritz Busch, Doane NE, 9:14.03; 5. Mike Hamm, Kearney State NE, 9:16.14; 6. John Detto, Siena Heights MI, 9:17.04.

**10,000-METER WALK:** 1. **Andrew Kaestner, Wisconsin-Parkside, 45:29.64;** 2. Allen James, Western Washington, 47:50.68; 3. Michael Rohl, Wisconsin-Parkside, 49:41.86; 4. Stephen Taylor, Berea KY, 50:35.10; 5. John Hokanson, Wisconsin-Eau Claire, 52:18.90; 6. Andy Mousseau, Aquinas MI, 54:08.01.

**MARATHON:** 1. **Jim Bob Cairns, Puget Sound WA, 2:21:08.22\***  
2. Chris Spitz, California Lutheran, 2:26:09.69; 3. Theodore Miller, Wisconsin-Parkside, 2:27:07.80; 4. David S. McCracken, Belmont TN, 2:27:51.45; 5. Jeff Pope, Arkansas-Monticello, 2:28:29.94; 6. Mark Ruggles, Southwestern KS, 2:28:48.99

**4 x 100-METER RELAY:** 1. **Wayland Baptist TX (Morris Egon, Alrick Munroe, Dennis Moore, Devon Morris), 40.02\*;** 2. Azusa Pacific CA (Blackman Ihem, Doug Loisel, Donny Harris, Innocent Egbunike), 40.30; 3. Pittsburg State KS (Monte Weathers, Todd Harris, Kurt Mathinsmeier, Aaron Lang), 40.92; 4. Southern Arkansas (Terry Summons, Samuel Epps, Terry Ware, Leron Trotter), 41.15; 5. Missouri Baptist (Anthony Leaks, Letore Swinney, Tony Chatman,

Larry Woodson), 41.16; 6. Arkansas-Monticello (Eric Sanders, Carl Smith, Anthony Duffy, Jessie McCorney), 41.20.

**4 x 400-METER RELAY:** 1. **Wayland Baptist TX (Dennis Moore, Moses Ugbisie, Patrick Nwanguzo, Devon Morris), 3:06.84;**  
2. Southern Arkansas (Terry Ware, Al Hagen, Sammy Epps, Terry Summons), 3:09.47; 3. Azusa Pacific CA (Jesse Embo, Doug Loisel, Dave Johnson, Innocent Egbunike), 3:10.57; 4. Prairie View A&M TX (Anthony Granville, Scott Ferguson, Ernest Bell, Lance Green), 3:11.99; 5. Northwood MI (Jamonty Washington, Stacey Cooper, Troy Eggleston, Kim McCoy), 3:13.31; 6. McMurry (Dan Gainey, Bobby Campbell, Randy Martin, Albert Hatcher), 3:15.07.

**DISCUS:** 1. **Christian Okoye, Azusa Pacific, 63.50 (208-04)\*;**  
2. John Chandler, Hillsdale MI, 52.20 (171-03); 3. Craig Hayes, East Central OK, 51.14 (167-09); 4. **Deron Lord, Lewis & Clark OR, 48.78 (160-00);** 5. Dan Gushard, Kearney State NE, 48.62 (159-06); 6. Brian Kaiser, Fort Hays State KS, 47.82 (156-11).

**LONG JUMP:** 1. **Russell Mitchell, Wayland Baptist TX, 7.47 (24-06.25);** 2. Chris Branham, Point Loma CA, 7.41 (24-03.75); 3. Claude Perkins, Tarkio MO, 7.38 (24-02.5); 4. Carl Hayes, McMurry TX, 7.36 (24-01.75); 5. Aaron Sampson, Southern Utah St., 7.34 (24-01.0); 6. Ivan Lowe, Northwood Institute MI, 7.31 (23-11.75).

**HIGH JUMP:** 1. **Dave Glassburn, Manchester IN, 2.20 (7-02.5);**  
2. Carl Garcia, Prairie View A&M TX, 2.15 (7-00.5); 3. Don Carter, Fort Hays State KS, 2.15 (7-00.5); 4. Adam Knoepfle, Jamestown ND, 2.15 (7-00.5); 5. Greg Pullie, Malone OH, 2.15 (7-00.5); 6. Wayne Wallace, Adams State CO, 2.15 (7-00.5).

**HAMMER:** 1. **Phil Mann, Azusa Pacific CA, 67.70 (222-01.0);**  
2. Harold Willers, Simon Fraser CAN, 64.94 (213-01.0); 3. Mike Maynard, Azusa Pacific CA, 62.40 (204-09.0); 4. Eric Lemasters, Azusa Pacific CA, 56.36 (184-11.0); 5. John Robinson, Saginaw Valley MI, 51.76 (169-10.0); 6. Kipp Van Camp, Bethany KS, 51.76 (169-10.0).

**JAVELIN:** 1. **Dan Thomasson, Pittsburg St. KS, 84.20 (276-03.0)\*;**  
2. Zakayo Mwinyikely, Wayland Baptist TX, 78.38 (257-02.0); 3. Rick Simoncic, Pittsburg St. KS, 75.66, (248-03.0); 4. Paul Lykken, Moorhead State MN, 71.36 (234-01.0); 5. Chris Grantham, Austin College TX, 70.74 (232-01.0); 6. **Mike Keizur, Western Oregon, 67.94 (222-11.0).**

**POLE VAULT:** 1. **Patrick Gellens, Concordia NE, 5.00 (16-04.75);**  
2. Chris Branham, Point Loma CA, 5.00 (16-04.75); 3. Monte Hamilton, Arkansas Tech, 4.90 (16-00.75); 4. Ed Vander Kaaij, Harding AR, 4.80 (15-09.0); 5. Ron Milford, Point Loma CA, 4.70 (15-05.0); 6. Clay Tyson, Western State CO, 4.70 (15-05.0).

**TRIPLE JUMP:** 1. **Edward Williams, Prairie View A&M TX, 15.79 (51-09.75);** 2. Don Carter, Fort Hays State KS, 15.28 (50-01.75); 3. Myron Jefferson, Southern Colorado, 15.25 (50-00.50); 4. Charles Nance, Park, MO, 15.10 (49-06.50); 5. Michael George, Southern Arkansas, 14.80 (48-06.75); 6. Jay Kangsmo, Western Washington, 14.61 (47-11.25).

**SHOT PUT:** 1. **Chris Rusher, Northwood MI, 17.29 (56-08.75);**  
2. Mark Cornfield, Taylor IN, 17.27 (56-08.0); 3. Peter Michaels, California Lutheran, 16.18 (53-01.0); 4. Bryan Thompson, Southwestern KS, 16.17 (53-00.75); 5. Dan Gushard, Kearney State NE, 16.14 (52-11.5); 6. Christian Okoye, Azusa Pacific CA, 15.92 (52-02.75).

**DECATHLON:** 1. **Patrick Gellens, Concordia NE, 7,577\*;** 2. Dave Johnson, Azusa Pacific CA, 7,261; 3. Doug Loisel, Azusa Pacific CA, 7040; 4. **Larry Conaway, Western Oregon, 6,794;** 5. Royal Brettrager, Graceland IA, 6,771; 6. John Lollar, Adams State CO, 6,712.

**COACH OF THE YEAR:** Terry Franson, Azusa Pacific CA

**HERBERT MARETT OUTSTANDING PERFORMER:**  
Innocent Egbunike, Azusa Pacific CA


\* Indicates NAIA National Record



1985 Herbert B. Marett Women's Outstanding Performer  
Deirdre Jackson, Prairie View TX



1985 Herbert B. Marett Men's Outstanding Performer  
Innocent Egbunike, Azusa Pacific CA



**Don't Let This  
Happen  
to You !**


## B & R Erectors Inc.

(GYM BLEACHER-REPAIR SPECIALIST)

We would like to inform you of our bleacher repair service. We repair all types of bleachers present or out-dated. Please compare your repair cost per seat versus the per seat cost of new bleachers.



5918 S. Rte. 31 • Crystal Lake, Ill. 60014  
815-459-6364 or 459-6634



## MOVE YOUR BLEACHERS WITH EASE

Convert your bleachers to portable power or a full power system. These power systems can be installed on most present and out-dated bleachers.



# 1985 Women's Individual Track & Field Results

**100-METER:** 1. Deirdre Jackson, Prairie View A&M TX, 11.82; 2. Kim Robertson, Wisconsin-Milwaukee, 11.99; 3. Evan Williams, Prairie View A&M TX, 12.01; 4. Gloria Gregory, Wisconsin-Milwaukee, 12.19; 5. Buretha Graham, Mississippi Valley State, 12.24; 6. Jody Masser, Adams State CO, 12.25.

**200-METER:** 1. Deirdre Jackson, Prairie View A&M TX, 24.03; 2. Filipa Smith, Saginaw Valley State MI, 24.25; 3. Jocelyn Tatum, Prairie View A&M TX, 24.51; 4. Kim Robertson, Wisconsin-Milwaukee, 24.51; 5. Evan Williams, Prairie View A&M TX, 24.53; 6. Norrie McAfee, Prairie View A&M TX, 24.89.

**400-METER:** 1. Carol Williams, Mississippi Valley State, 53.65; 2. Norri McAfee, Prairie View A&M TX, 54.22; 3. Gwendolyn Williams, Mississippi Valley St., 54.37; 4. Althea Thomas, Wayland Baptist TX, 54.49; 5. Jocelyn Tatum, Prairie View A&M TX, 54.54; 6. Inabelle Thompson, Wisconsin-Milwaukee, 54.85.

**800-METER:** 1. Teresa Lloyd, Jamestown ND, 2:10.67; 2. Carrie McCarthy, Simon Fraser CAN, 2:10.99; 3. Laurie Gillis, Minot State ND, 2:11.38; 4. Anne Hills, Wisconsin-Milwaukee, 2:12.50; 5. Esther Mahr, Cedarville, OH, 2:12.20; 6. Jane Romig, Cedarville OH, 2:12.39.

**1500-METER:** 1. Julie Jenkins, Adams State CO, 4:29.52; 2. Teresa Lloyd, Jamestown ND, 4:29.88; 3. Katie Somers, Wisconsin-Eau Claire, 4:33.99; 4. Chris Goepel, Wisconsin-Eau Claire, 4:34.72; 5. Patti Cross, Simon Fraser CAN, 4:36.45; 6. Mwinga Sote, Wayland Baptist TX, 4:36.67.

**3000-METER:** 1. Ann Manning, Portland OR, 9:43.64; \* 2. Katie Somers, Wisconsin-Eau Claire, 9:52.48; 3. Genevieve Pfueller, Western Washington, 9:56.33; 4. Denise Falzone, Adams State CO, 9:58.57; 5. Melanie Venekamp, Pacific Lutheran WA, 10:05.20; 6. Terri Leibfried, Marquette WI, 10:11.06.

**5000-METER:** 1. Denise Falzone, Adams St. CO, 16:49.36; \* 2. Teresa Greenwood, Moorhead State MN, 17:11.03; 3. Kristy Johnston, Portland OR, 17:14.60; 4. Genevieve Pfueller, Western Washington, 17:17.53; 5. Julie Zimmer, Marquette WI, 17:18.29; 6. Katie Webb, Marquette WI, 17:23.13.

**400 METER HURDLES:** 1. Lavonda Luckett, Prairie View A&M TX, :58.89; \* 2. Brenda Jarvis, Adams State CO, 1:01.10; 3. Felicia Sutton, Wisconsin-Milwaukee, 1:01.47; 4. Karen Beil, Pacific Lutheran WA, 1:01.84; 5. Petra Johnson, Linfield OR, 1:02.36; 6. Jennifer Turner, Kennesaw GA, 1:02.41.

**MARATHON:** 1. Jolene Fisher, Southern Utah St., 2:51.05.0; \* 2. Nancy Staudt, Georgian Court NJ, 2:55.46.0; 3. Penny Rosdil, Manchester IN, 3:02.57.0; 4. Sharon Foster, Adams State CO, 3:03.32.0; 5. Lori Fischer, Belmont TN, 3:04.11.0; 6. Sherry Clark, Pacific Lutheran WA, 3:08.53.0.

**4 x 100 METER RELAY:** 1. Prairie View TX (Deirdre Jackson, Evan Williams, Lavonda Luckett, Jocelyn Tatum), 45.80; 2. Wayland Baptist TX (Florence Ushieagu, Comfort Igeh, Donita Perry, Althea Thomas), 46.23; 3. Wisconsin-Milwaukee (Inabelle Thompson, Lynn Hidde, Gloria Gregory, Kim Robertson), 46.65; 4. Central State OH (Veronica Frazier, Linda Cole, Tisa Stubbs, Kimberly Barnes), 48.00; 5. Arkansas-Pine Bluff (Karen Stubblefield, Cathy Hogan, Paulette Bell, Alvara Douglas), 48.43; 6. Saginaw Valley St. MI (Jean Tolfa, Kari Lorinski, Sue Kotenko, Filipa Smith), 49.41.

**SPRINT MEDLEY RELAY:** 1. Prairie View TX (Deirdre Jackson, Evan Williams, Jocelyn Tatum, Lavonda Luckett), 1:41.02; 2. Mississippi Valley St. (Gwendolyn Williams, Buretha Graham, Linda Fairs, Carol Williams), 1:41.21; 3. Wisconsin-Milwaukee (Felicia Sutton, Gloria Gregory, Kim Robertson, Inabelle Thompson), 1:41.40; 4. Saginaw Valley St. MI (Jean Tolfa, Sue Kotenko, Filipa Smith, Vera Pruitt), 1:46.20; 5. Wayne State NE (Kim Pohlman, Kandy Schott, Missy Stofenberg, Cindy Heesacker), 1:46.26; 6. Central State OH (Kim Barnes, Veronica Frazier, Tisa Stubbs, Linda Cole), 1:46.99.

**4 x 400 METER RELAY:** 1. Mississippi Valley St. (Gwendolyn Williams, Linda Fairs, Buretha Graham, Carol Williams), 3:42.37; 2. Adams State CO (Brenda Jarvis, Jody Masser, Connie Calkin, Julie Jenkins), 3:45.23; 3. Wisconsin-Milwaukee (Gloria Gregory, Aberdeen Morton, Kim Robertson, Inabelle Thompson), 3:45.26; 4. Central State OH (Linda Cole, Juanita Henderson, Kim Barnes, Tisa Stubbs), 3:51.59; 5. Wayland Baptist TX (Florence Ushieagu, Donita Perry, Penny Griffin, Jeaneatte Hallman), 3:51.66; 6. Azusa Pacific CA (Blair Bates, Kim Hayes, Jennifer Schwartz, Sonja Cooper), 3:53.85.

**10,000 METER:** 1. Katie Webb, Marquette WI, 35:44.07; 2. Adrian Lilburn, North Florida, 36:07.9; 3. Sharon Foster, Adams State CO, 36:28.53; 4. Gina Van Laar, Hillsdale MI 36:49.6; 5. Kathy Spear, Adams State CO, 37:05.12; 6. Clare Krill, Portland OR, 37:40.6; \*

**100-METER HURDLES:** 1. Brenda Jarvis, Adams St. CO, 13.71; \* 2. Lyn Hidde, Wisconsin-Milwaukee, 13.77; 3. Lavonda Luckett, Prairie View TX, 13.94; 4. Kim Colon, Fort Hays State KS, 13.98; 5. Denise Williams, Wayland Baptist TX, 14.31; 6. Kimolyn Vanzant, Prairie View TX, 14.37.

**LONG JUMP:** 1. Michelle Neal, Prairie View TX, 6.04 (19-09.75); 2. Denise Williams, Wayland Baptist, 5.97 (19-07.0); 3. Lynn Hidde, Wisconsin-Milwaukee, 5.82 (19-01.0); 4. Comfort Igeh, Wayland Baptist TX, 5.80 (19-00.25); 5. Deirdre Jackson, Prairie View TX, 5.80 (19-00.25); 6. Kimolyn Vanzant, Prairie View, TX, 5.69 (18-08.0).

**HIGH JUMP:** 1. Michelle Tuggle, Berry GA, 1.70 (5-07.0); 2. Kristin Erickson, Jamestown ND, 1.70 (5-07.0); 3. Bev Musselwhite, Fort Hays St. KS, 1.70 (5-07.0); 4. Jennifer Schwartz, Azusa Pacific CA, 1.70 (5-07.0); 5. Erica Loutzenhiser, Malone OH, 1.70 (5-07.0); 6. Cindy Pool, Adams State CO, 1.70 (5-07.0).

**HEPTATHLON:** 1. Jennifer Schwartz, Azusa Pacific CA, 4715; \* 2. Leanne Plum, Campbell NC, 4674; 3. Blair Bates, Azusa Pacific CA, 4634; 4. Brenda Jones, Arkansas College, 4596; 5. Karen Rodd, Azusa Pacific CA, 4538; 6. Delethea Quarles, Campbell NC, 4531.

**4 x 800 METER RELAY:** 1. Moorhead State MN (Katie Class, Traci Fie, Judy Mogck, Paula Behrendt), 9:02.84; 2. Wisconsin-Parkside (Michelle Marter, Karen Jacobson, Sarah Hielt, Jolleen Fobair), 9:08.51; 3. Wisconsin-Eau Claire (Chris Goepel, Carolyn Laughlin, Laura Wadyn, Terry Feche), 9:09.91; 4. Pacific Lutheran WA (Becky Wilkins, Shannon Ryan, Valerie Hilden, Denise Stoakes), 9:13.55; 5. Portland OR (Ann Manning, Julie Mullin, Cathy Buhler, Linda Brock), 9:17.82; 6. Saginaw Valley MI (Virginia Belvender, Karen Fnuils, Sue Kotenko, Carleen Isabelle), 9:22.38.

**SHOT PUT:** 1. Sharon Harrison, Prairie View TX, 14.55 (47-09.0); 2. Brenda Wolf, Fort Hays St. KS, 14.25 (46-09.0); 3. Connie Hugen, Doane NE, 14.10 (46-03.25); 4. Beth Stuart, Kearney State NE, 13.89 (45-07.0); 5. Sandy Early, Azusa Pacific CA, 13.65 (44-09.5); 6. Sarah Thaler, Colorado School of Mines, 13.57 (44-06.25).

**DISCUS:** 1. Beth Stuart, Kearney State NE, 46.08 (151-02.0); 2. Paula Wittenberg, George Fox OR, 44.22 (145-01.0); 3. Connie Hugen, Doane NE, 44.14 (144-10.0); 4. Sharon Harrison, Prairie View TX, 43.74 (143-06.0); 5. Sandy Early, Azusa Pacific CA, 43.50 (142-08.0); 6. Beth Shannon, Emporia State KS, 43.50 (142-08.0).

**JAVELIN:** 1. Karen Murray, Simon Fraser CAN, 51.04 (167-05.0); \* 2. Maria Haley, Wayland Baptist TX, 50.26 (164-11); 3. Shannon Terry, Point Loma CA, 46.68 (153-02.0); 4. Donna McDonough, Azusa Pacific CA, 46.08 (151-02.0); 5. Carol Wester, Pacific Lutheran WA, 45.52 (149-04.0); 6. Kim Peters, Northern Montana, 43.96 (144-03.0).

**COACH OF THE YEAR:** Milon Donley, Adams State CO

**HERBERT MARETT OUTSTANDING PERFORMER:** Deirdre Jackson, Prairie View A&M TX

\* Indicates NAIA National Record



# Underclassmen Serve Notice as Lander Clinches Early Victory

KANSAS CITY, MO—Lander College SC advanced four singles players to the round of 16 and clinched an early team championship in the 34th annual NAIA National Men's Tennis Championships, May 20-24 at the Rockhill Tennis Club.

The Greenwood, South Carolina school wrapped-up the team title after the third day of play for its first national championship. The Senators rolled up a winning total of 33 points to outdistance Flagler College FL, in second place with 27 points.

Lander's clear-cut victory in the team standings also served notice for the rest of the field in the years to come. Coach Joe Cabri's squad featured three freshmen, three sophomores and a junior, installing Lander as an early favorite to repeat in 1986.

Martin Dyotte of Belhaven College MS won the individual singles championship defeating freshman Steve Kennedy of Lander in straight sets 7-5, 6-2. A senior from Montreal, Quebec, Dyotte ended his career on top after four consecutive national tournament appearances. He had lost in the singles final in 1983 and reached the semifinals in 1984 before losing to the eventual champion. Dyotte was the number two seed this year and Kennedy was number one.

In the doubles final, second-seeded Tobias Svantesson and Paul Valois of Flagler were victorious over unseeded Chip Cullison and Nathan Rexroth of Westmont College CA 7-6 (7-5), 6-4.

Westmont's Cullison was named the recipient of the Ward-Ballinger Memorial Award as the tournament's outstanding performer. Flagler College coach Peter Scott was voted the 1985 NAIA National Coach of the Year.

A total of 228 athletes representing 46 different colleges and universities competed in the five-day tournament. There was a record 60 foreign players in the field. The singles draw had 215 players and there were 102 doubles entries.

## 1985 MEN'S SINGLES

### Quarterfinals

Steve Kennedy, Lander SC def.  
Andrew Norman, Midwestern State TX 6-4, 6-2  
Tobias Svantesson, Flagler FL def.  
Jeff Skeldon, Auburn-Montgomery AL 6-2, 6-4  
Martin Barba, Lander SC def. Ajai Srinivasan, Lander SC 6-7, 6-2, 6-0  
Martin Dyotte, Belhaven MS def.  
Sergio Castello, Freed-Hardeman TN 6-4, 6-4

### Semifinals

Kennedy def. Svantesson 6-1, 4-6, 6-1  
Dyotte def. Barba 6-2, 6-3

### Championship

Dyotte def. Kennedy 7-5, 6-2

## 1985 MEN'S DOUBLES

### Quarterfinals

David Johnson-Kevin Brady, Baker KS def. Raul Saad-Vianney Merino, Southwest Baptist MO 7-6, 6-3  
Chip Cullison-Nathan Rexroth, Westmont CA def. Ernie Schoop-Todd Irinaga, Linfield OR 6-2, 6-3  
Jeff Skeldon-Gustavo Garibaldi, Auburn-Montgomery AL def. Doug Gardner-Paul Koessler, Pacific Lutheran WA 5-7, 6-2, 6-3  
Tobias Svantesson-Paul Valois, Flagler FL def. Charles White-Krister Eriksson, Atlantic Christian NC 6-2, 6-4

### Semifinals

Cullison-Rexroth def. Johnson-Brady 6-2, 7-5  
Svantesson-Valois def. Skeldon-Garibaldi, 7-6, 6-4

### Championship

Svantesson-Valois def. Cullison-Rexroth 7-6, 6-4

## 1985 NAIA Men's All-America Team

Martin Barba, Lander SC  
Kevin Brady, Baker KS  
Sergio Castello, Freed-Hardeman TN  
Chip Cullison, Westmont CA  
Martin Dyotte, Belhaven MS  
Gustavo Garibaldi, Auburn-Montgomery  
David Johnson, Baker KS  
Steve Kennedy, Lander SC  
Andrew Norman, Midwestern State TX  
Nathan Rexroth, Westmont CA  
Jeff Skeldon, Auburn-Montgomery AL  
Ajai Srinivasan, Lander SC  
Tobias Svantesson, Flagler FL  
Paul Valois, Flagler FL

**HONORABLE MENTION:** Robert Chagnon, Belhaven MS; Krister Eriksson, Atlantic Christian NC; Doug Gardner, Pacific Lutheran WA; Sven Groeneveld, Southwest Baptist MO; Tod Irinaga, Linfield OR; Paul Koessler, Pacific Lutheran WA; Hartmut Liebel, Flagler FL; Vianney Merino, Southwest Baptist MO; Joey Perry, Lander SC; Raul Saad, Southwest Baptist MO; Ernie Schoop, Linfield OR; John Smith, Arkansas Tech; Charles White, Atlantic Christian NC.

## MEN'S FINAL TEAM STANDINGS

1. Lander SC .....33
2. Flagler FL .....27
3. Belhaven MS .....24
4. Southwest Baptist MO .....21
5. Auburn-Montgomery AL ....17
- Westmont CA .....17
7. St. Ambrose IA .....14
- Atlantic Christian NC .....14
9. Concordia NY .....13
- Midwestern TX .....13
- Baker KS .....13
12. Pacific Lutheran WA .....12
13. Carson-Newman TN .....11
14. Texas-Tyler .....9
15. Southeastern Oklahoma ....8
16. Grand Canyon AZ .....7
- Marion IN .....7
- Wisconsin-Stout .....7
19. Arkansas Tech .....6
- Freed-Hardeman TN .....6
- Linfield OR .....6
- Transylvania KY .....6
23. Cedarville OH .....5
- Guilford NC .....5
25. Harding AR .....4
- Northern State SD .....4
- St. Edwards TX .....4
- Skidmore NY .....4
- Willamette OR .....4
- Wilmington OH .....4
31. Central State OK .....3
- Emporia State KS .....3
- Kearney State NE .....3
- Oklahoma Baptist .....3
- West Virginia State .....3
- Westminster PA .....3
37. Northern Kentucky .....2
38. High Point NC .....1
- Missouri-Kansas City .....1
- St. Francis IL .....1
- Sangamon State IL .....1

## ENTERED BUT NOT SCORING:

Denver CO, Greenville IL, Northwood MI, Penn State-Capitol, West Liberty State WV.



# Adams State, Wayland Baptist Claim First Team Titles

Two first time winners claimed the team titles to highlight the NAIA National Indoor Track and Field Championships, February 22-23 at Municipal Auditorium in Kansas City, Missouri.

Wayland Baptist University TX blitzed its nearest competitor by 22 points to win the men's division title, the first national championship in any sport for the Plainview, Texas, school. Adams State College CO had a more difficult time, slipping past Prairie View TX by three points in capturing the women's division championship.

Wayland Baptist racked-up a winning total of 78 points with strong scoring efforts in the sprints, mile relay and two field events, to capture the 20th annual meet for men. Freshman Devon Morris led the Pioneer onslaught, finishing first in the 600-yard run, second in the 440 and anchoring a first place finish in the mile relay, which established a new NAIA championship record of 3:16.55.


Joining Morris on the record-setting mile relay were Patrick Nwanguzo, Peter Scott and Russell Mitchell, who also swept second third and fourth places, respectively, behind Morris in the 600-yard run. Other key performers for the Pioneers were Alrick Munroe, who placed second in the 60-yard dash in a photo-finish, and fourth in the long jump; Emmanuel Owivri, who was fourth in the triple jump; Ray McNeal, fifth in the 60-yard hurdles and Moses Ugbisie, fifth in the 440-yard dash.

A record-setting performance by Julie Jenkins in the 880-yard run and Lori

Risenhoover's second career win in the long jump were instrumental in Adams State edging Prairie View 67-64 for the women's team title. Jenkins set the NAIA mark in the 880 by nearly five seconds, registering a winning time of 2:10.69. Risenhoover won the long jump with a leap of 19-8 to win an event she also captured as a freshman in 1981. Jenkins also anchored a second place mile relay finish, and Risenhoover finished third in the 60-yard dash and ran on the mile relay team.

Other key performers for Adams State included Brenda Jarvis, with third place finishes in both the 60-yard hurdles and 600-yard run, Connie Calkin, third in the 440-yard dash and Sharon Foster, second in the two-mile and sixth in the mile.

Other NAIA championship meet records established during the two-day events were the men's triple jump, where Texas Southern's Paul Emordi won with a 54-8 1/4 effort, the women's 440-yard dash with Carol Williams of Mississippi Valley establishing a new mark of 55.44 and the women's two-mile relay, won by Prairie View's team of Regina Bennett, Brynette Smith, Lavonda Lockett and Cathy Taylor in a time of 9:15.44.

Carol Williams was named outstanding performer in the women's division and Milan Donley of Adams State was the coach of the year winner. Sammy Epps of Southern Arkansas captured titles in the 440-yard dash and long jump, and was named the outstanding performer in the men's division. Wayland Baptist coach John Creer was voted the men's national coach of the year. 



Carol Williams  
Mississippi Valley



Sammy Epps  
Southern Arkansas

## WOMEN'S TEAM SCORING

1. Adams State CO	67
2. Prairie View A&M TX	64
3. Wisconsin-Milwaukee	40
4. Wisconsin-Eau Claire	30
5. Midland Lutheran NE	28
6. Marquette WI	26
Mississippi Valley	26
8. Texas Southern	20
9. Moorhead State MN	19
10. Kearney State NE	14
Wayland Baptist TX	14
12. Cedarville OH	10
School of the Ozarks MO	10
14. Saginaw Valley MI	9
15. Wisconsin-Parkside	8
Fort Hays State KS	8
17. Berry GA	6
18. Hastings NE	5
19. Jamestown ND	4
Lewis and Clark OR	4
Central State OK	4
22. Wisconsin-LaCrosse	3 1/2
23. Doane NE	2
Malone OH	2
Park MO	2
26. Concordia NE	1
North Florida	1
Northwood Institute MI	1
Wisconsin-Stout	1
30. McPherson KS	1/2

## MEN'S TEAM SCORING

1. Wayland Baptist TX	78
2. Texas Southern	56
3. Prairie View A&M TX	33 1/2
4. Azusa Pacific CA	30
Southern Arkansas	30
6. Central State OK	29
7. Wisconsin-LaCrosse	25
8. Oklahoma Christian	24
Adams State CO	24
10. Northwood Institute MI	23
11. Moorhead State MN	22
12. Pittsburg State KS	20
13. Park MO	13
14. Southwestern KS	12
15. Hillsdale MI	11
16. Arkansas Tech	10 1/2
17. Concordia NE	10
Manchester IN	10
19. Western State CO	9
20. Colorado Mines	8
Midland Lutheran NE	8
Missouri Baptist	8
Wisconsin-Parkside	8
24. Cedarville OH	7
Saginaw Valley MI	7
Mississippi Valley	7
27. Kearney State NE	6
28. Nebraska Wesleyan	4
Tarleton State TX	4
30. Doane NE	3 1/2
31. Berry GA	3
32. Jamestown ND	2
Ottawa KS	2
Siena Heights MI	2
Taylor IN	2
36. Ouachita Baptist AR	1 1/2
37. Lubbock Christian TX	1
Southern-New Orleans LA	1
Wayne State NE	1
Wisconsin-Stout	1



# Individual Results

**60-YARD DASH:** 1. Innocent Egbunike, Azusa Pacific CA, 6.19; 2. Alrick Munroe, Wayland Baptist TX, 6.19; 3. Ricky Martin, Mississippi Valley, 6.31; 4. Renaldo Dawson, Texas Southern, 6.36; 5. Sammy Epps, Southern Arkansas, 6.37; 6. Coty Duling, Central State OK, 6.38.

**60-YARD HIGH HURDLES:** 1. Dennis Brantley, Texas Southern, 7.36; 2. John Timpson, Texas Southern, 7.37; 3. Dale Washington, Northwood Institute MI, 7.39; 4. Kevin McKinley, Prairie View A&M TX, 7.51; 5. Ray McNeal, Wayland Baptist TX, 7.57; 6. Ron Marx, Saginaw Valley MI, disq.

**440-YARD DASH:** 1. Sammy Epps, Southern Arkansas, 48.47; 2. Devon Morris, Wayland Baptist TX, 48.53; 3. Dennis Moore, Wayland Baptist TX, 48.83; 4. Nigel Gabriel, Texas Southern, 49.03; 5. Moses Ugbisie, Wayland Baptist TX, 50.19; 6. Alonzo Ruffin, Southern-New Orleans LA, 50.25.

**600-YARD RUN:** 1. Devon Morris, Wayland Baptist TX, 1:10.54; 2. Patrick Nwanguzo, Wayland Baptist TX, 1:10.84; 3. Peter Scott, Wayland Baptist TX, 1:11.76; 4. Russell Mitchell, Wayland Baptist TX, 1:12.00; 5. Kim McCoy, Northwood Institute MI, 1:12.29; 6. Mark Gregory, Park MO, 1:13.50.

**880-YARD RUN:** 1. Ernest Bell, Prairie View A&M TX, 1:54.58; 2. Anthony Leaks, Missouri Baptist, 1:55.10; 3. Joe Scott, Central State OK, 1:55.95; 4. Edward Thorton, Texas Southern, 1:56.06; 5. Greg Larson, Doane NE, 1:56.32; 6. Jamonty Washington, Northwood Institute MI, 1:56.45.

**1,000-YARD RUN:** 1. Ernest Bell, Prairie View A&M TX, 2:15.76; 2. Douglas Tudor, Colorado Mines, 2:15.79; 3. David Moore, Park MO, 2:15.84; 4. Jamonty Washington, Northwood Institute MI, 2:16.17; 5. James Miller, Berry GA, 2:16.31; 6. Alex Torrez, Lubbock Christian TX, 2:16.45.

**MILE RUN:** 1. Mark Steward, Adams State CO, 4:09.79; 2. John Alin, Moorhead State MN, 4:12.08; 3. Rob Moore, Cedarville OH, 4:13.01; 4. Ron Moran, Nebraska Wesleyan, 4:13.61; 5.

Glenn Mastel, Jamestown ND, 4:14.34; 6. David Metherne, Berry GA, 4:14.75.

**TWO-MILE RUN:** 1. Willie Walsh, Pittsburg State KS, 9:00.99; 2. Edwardo Rodriguez, Western State CO, 9:01.18; 3. Brian Lenz, Southwestern KS, 9:08.98; 4. Greg Barczak, Wisconsin-LaCrosse, 9:09.46; 5. Ken Woodard, Adams State CO, 9:13.77; 6. Mark Moleski, Saginaw Valley MI, 9:22.05.

**THREE-MILE RUN:** 1. Michael Nugent, Hillsdale MI, 13:58.81; 2. Tim Renzelmann, Wisconsin-Parkside, 14:00.28; 3. Robbie Hipwood, Adams State CO, 14:12.84; 4. Jim Gross, Wisconsin-LaCrosse, 14:17.74; 5. John Detro, Siena Heights MI, 14:17.86; 6. Paul Aufdemberg, Hillsdale MI, 14:21.13.

**MILE RELAY:** 1. Wayland Baptist TX (Patrick Nwanguzo, Peter Scott, Darrell Bowen, Russell Mitchell), 3:16.55 RECORD; 2. Texas Southern (Nigel Gabriel, Renaldo Dawson, Dennis Ketchum, Edward Thorton), 3:20.16; 3. Southern Arkansas (Roderick Henderson, Terry Ware, Al Hagan, Sammy Epps), 3:21.84; 4. Central State OK, 3:21.96; 5. Northwood Institute MI, 3:24.23; 6. Mississippi Valley State, 3:25.52.

**TWO-MILE RELAY:** 1. Central State OK (Joe Scott, Rodney Buss, Charles Jones, Keith Singleton), 7:44.15; 2. Moorhead State MN (Mike Thomas, Keith Haverland, John Alin, Brad Milbeck), 7:44.28; 3. Oklahoma Christian (Brent Fowler, Brett McKnight, Paul Davies, Joe Alexander), 7:45.59; 4. Wisconsin-LaCrosse, 7:52.58; 5. Southwestern KS, 7:53.50; 6. Wisconsin-Stout, 7:56.72.

**DISTANCE MEDLEY RELAY:** 1. Pittsburg State KS, (Matt Kuesterstepfen, Aaron Lang, Monte Hays, Willie Walsh), 10:09.27; 2. Oklahoma Christian (Brett McKnight, Don Smith, Joe Alexander, Paul Davies), 10:10.65; 3. Moorhead State MN (Keith Haverland, Brad Milbeck, Mike Thomas, John Alin), 10:10.79; 4. Southwestern KS, 10:12.04; 5. Wisconsin-LaCrosse, 10:14.40; 6. Cedarville OH, 10:16.94.

**TRIPLE JUMP:** 1. Paul Emordi, Texas Southern, 16.67 (54-08.25) RECORD; 2. Edward Williams, Prairie View A&M

TX, 15.58 (51-01.5); 3. Charles Nance, Park MO, 15.46 (50-80.75); 4. Emmanuel Owivri, Wayland Baptist TX, 15.12 (49-07.25); 5. Michael George, Southern Arkansas, 15.09 (49-06.25); 6. Mark Vollmer, Wayne State NE, 14.55 (47-09.0).

**HIGH JUMP:** 1. David Glassburn, Manchester IN, 2.18 (7-02.0); 2. Randy DeBuhr, Midland Lutheran NE, 2.13 (7-00.0); 3. Wayne Wallace, Adams State CO, 2.13 (7-00.0); 4. James Hawkins, Tarleton State TX, 2.13 (7-00.0); 5. Steve Derr, Doane NE, 2.08 (6-10.0); 5. Carl Garcia, Prairie View A&M TX, 2.08 (6-10.0).

**SHOT PUT:** 1. Tom Newberry, Wisconsin-LaCrosse, 18.35 (60-02.5); 2. Chris Rusher, Northwood Institute MI, 16.61 (54-06.0); 3. Dan Gushard, Kearney State NE, 16.31 (53-06.25); 4. Gilbert Hornbeak, Central State OK, 16.11 (52-10.25); 5. Mark Cornfield, Taylor IN, 15.87 (52-00.75); 6. Randy Campbell, Arkansas Tech, 15.86 (52-00.5).

**POLE VAULT:** 1. Patrick Gellens, Concordia NE, 5.03 (16-06.0); 2. Monte Hamilton, Arkansas Tech, 5.03 (16-00.0); 3. Mike Stevens, Oklahoma Christian, 5.03 (16-00.0); 4. Tom Burkhard, Oklahoma Christian, 4.50 (14-09.0); 5. Jimmy Elmore, Arkansas Tech, 4.50 (14-09.0); 5. Louis Davis, Ouachita Baptist AR, 4.50 (14-09.0).

**LONG JUMP:** 1. Sammy Epps, Southern Arkansas, 7.54 (24-09.0); 2. Paul Emordi, Texas Southern, 7.52 (24-08.25); 3. Russell Mitchell, Wayland Baptist TX, 7.35 (24-01.5); 4. Alrick Munroe, Wayland Baptist TX, 7.27 (23-10.25); 5. Gary Williams, Ottawa KS, 7.20 (23-07.5); 6. Horace Pugh, Western State CO, 7.12 (23-04.5).

**WEIGHT THROW:** 1. Christian Okoye, Azusa Pacific CA, 19.49 (63-11.5); 2. Phil Mann, Azusa Pacific CA, 18.77 (61-07.25); 3. John Robinson, Saginaw Valley MI, 16.94 (55-07.75); 4. Gilbert Hornbeak, Central State OK, 16.84 (55-03.0); 5. Mike Maynard, Azusa Pacific CA, 16.79 (55-01.25); 6. Tom Newberry, Wisconsin-LaCrosse, 16.07 (52-08.75).



# Individual Results

**60-YARD DASH:** 1. Kathrene Wallace, Texas Southern, 6.88; 2. Gloria Gregory, Wisconsin-Milwaukee, 6.92; 3. Lori Risenhoover, Adams State CO, 7.05; 4. Virgie Bullie, Midland Lutheran NE, 7.08; 5. Kim Robertson, Wisconsin-Milwaukee, 7.16; 6. Gwendolyn Williams, Mississippi Valley, 7.23.

**60-YARD HURDLES:** 1. Maria Usifo, Texas Southern, 7.82; 2. Lavonda Luckett, Prairie View A&M TX, 8.07; 3. Brenda Jarvis, Adams State CO, 8.08; 4. Carrie Tucker, Central State OK, 8.17; 5. Melody Robinson, Midland Lutheran NE, 8.26; 6. Donna Howard, Mississippi Valley, 8.37.

**440-YARD DASH:** 1. Carol Williams, Mississippi Valley, 55.44 **RECORD**; 2. Virgie Bullie, Midland Lutheran NE, 56.70; 3. Connie Calkin, Adams State CO, 56.84; 4. Deidre Jackson, Prairie View A&M TX, 58.25; 5. Filipa Smith, Saginaw Valley MI, disqualified.

**600-YARD RUN:** 1. Lavonda Luckett, Prairie View A&M TX, 1:25.19; 2. Norrie McAfee, Prairie View A&M TX, 1:25.71; 3. Brenda Jarvis, Adams State CO, 1:28.02; 3. Lora Bolte, Kearney State MO, 1:28.96; 5. Bernice Jackson, Park MO, 1:29.55; 6. Janet Frank, Northwood Institute MI, 1:30.31.

**880-YARD RUN:** 1. Julie Jenkins, Adams State CO, 2:10.69 **RECORD**; 2. Anne Hills, Wisconsin-Milwaukee, 2:14.12; 3. Brynette Smith, Prairie View A&M TX, 2:16.44; 4. Teresa Lloyd, Jamestown ND, 2:16.77; 5. Regina Bennett, Prairie View A&M TX, 2:17.42; 6. Katie Class, Moorhead State MN, 2:19.08.

**1000-YARD RUN:** 1. Jane Romig, Cedarville OH, 2:38.19; 2. Chris Goepel, Wisconsin-Eau Claire, 2:39.23; 3. Paula Behrendt, Moorhead State MN, 2:39.24; 4. Terry Ferlic, Wisconsin-Eau Claire, 2:40.84; 5. Brynette Smith, Prairie View A&M TX, 2:41.59; 6. Kathy Neiderberger, Wisconsin-Stout, 2:41.84.

**MILE RUN:** 1. Kate Somers, Wisconsin-Eau Claire, 5:00.03; 2. Mary Medicus, Wisconsin-Milwaukee, 5:03.82; 3. Kara Hughes, Marquette WI, 5:07.88; 4. Sarah Hiett, Wisconsin-Parkside, 5:09.21; 5. Terri Leibfried, Marquette WI, 5:09.91; 6. Sharon Foster, Adams State CO, 5:10.50.

**TWO-MILE RUN:** 1. Julia Zimmer, Marquette WI, 10:49.46; 2. Sharon Foster, Adams State CO, 10:54.13; 3. Cindy Reinhart, Saginaw Valley MI, 10:59.88; 4. Kay Schoening, Moorhead State MN, 11:00.46; 5. Brenda Bergum, Wisconsin-Eau Claire, 11:01.90; 6. Adrian Lilburn, North Florida, 11:06.97.

**MILE RELAY:** 1. Prairie View TX, (Filipa Smith, Virginia Belevender, Sue Kotenko, Vera Pruitt), 3:51.46; 2. Adams State CO, (Connie Calkin, Jody Masser, Lori Risenhoover, Julie Jenkins), 3:52.07; 3. Wisconsin-Milwaukee, (Inabelle Thomas, Aberdeen Morton, Gloria Gregory, Kim Robertson), 3:57.95; 4. Wayland Baptist TX, 3:59.19; 5. Saginaw Valley MI, 4:05.04; 6. Mississippi Valley, disqualified.

**TWO-MILE RELAY:** 1. Prairie View TX, (Regina Bennett, Brynette Smith, Lavonda Luckett, Cathy Taylor), 9:15.44 **RECORD**; 2. Moorhead State MN, (Katie Class, Traci Fie, Judy Mogck, Paula Behrendt), 9:18.35; 3. Wisconsin-Eau Claire, (Chris Goepel, Kate Somers, Laura Wodyn, Terry Ferlic), 9:21.59; 4.

Midland NE, 9:26.09; 5. Marquette WI, 9:32.09; 6. Wisconsin-LaCrosse, 9:39.63.

**DISTANCE MEDLEY RELAY:** 1. Midland Lutheran NE, (Shelly Downer, Virgie Bullie, Susan Downer, Karla Christensen), 12:04.52; 2. Wisconsin-Milwaukee, (Anne Hills, Felicia Sutton, Lynn Bouche, Mary Medicus), 12:16.55; 3. Marquette WI, (Lynn Schlichting, Clare Look, Terri Leibfried, Kara Hughes), 12:25.38; 4. Wisconsin-Parkside, 12:36.17; 5. Wisconsin-LaCrosse, 12:40.25; 6. Saginaw Valley MI, 12:56.94.

**HIGH JUMP:** 1. Alberta Thomas, School of the Ozarks MO, 1.73 (5-08.0); 2. Rita Winters, Mississippi Valley, 1.70 (5-07.0); 3. Ellen Johnson, Hastings NE, 1.65 (5-05.0); 3. Michelle Tuggle, Berry GA, 1.65 (5-05.0); 5. Rochelle Moore, Malone OH, 1.65 (5-05.0); 6. Denise Race, McPherson KS, 1.65 (5-05.0); 6. Brenda Eilers, Wisconsin-LaCrosse, 1.65 (5-05.0).

**SHOT PUT:** 1. Beth Stuart, Kearney State NE, 14.00 (45-11.25); 2. Brenda Wolf, Fort Hays KS, 13.63 (44-08.75); 3. Loretta Fidel, Adams State CO, 13.56 (44-06.0); 4. Paige Daugherty, Lewis & Clark OR, 13.34 (43-09.25); 5. Connie Hugen, Doane NE, 13.30 (43-07.75); 6. Karen Brookens, Concordia NE, 13.30 (43-07.75).

**LONG JUMP:** 1. Lori Risenhoover, Adams State CO, 5.99 (19-08.0); 2. Comfort Igeh, Wayland Baptist TX, 5.99 (19-07.75); 3. Aquanetta Lowry, Mississippi Valley, 5.87 (19-03.25); 4. Deidre Jackson, Prairie View A&M TX, 5.85 (19-02.5); 5. Denise Williams, Wayland Baptist TX, 5.78 (18-11.5); 6. Yvonne Smith, Berry GA, 5.64 (18-06.0).

# The name of the game

Dudley. For years it's been the name that's set the standards for quality and durability in softballs. In fact, we're the industry leader in softball manufacturing—the number one choice of players and leagues throughout the world.

Today we're also the company that's known for hard-hitting softball and baseball bats, premium quality gloves, and a full line of baseballs too.

Next chance you get, take Dudley out to the ballpark. Find out why we're America's favorite name in America's favorite pastime.



**Dudley Sports Company**  
120 Mill Street • Dublin, PA 18917 • (215) 249-9000

1985 DISTRICT CHAMPIONSHIPS  
WOMEN

EVENT: 4 X 100 RELAY

Place	Name	Time	Ht/Dist.	School
1.		49.2		UP
2.		49.7		Lin
3.		50.2		WOSC
4.		51.0		SOSC
5.		51.6		WU
6.		51.9		L&C
7.				
8.				

EVENT: 100 HURDLES

Place	Name	Time	Ht/Dist.	School
1.	Lisa Jacobs	15.3		EEC
2.	Shelly Woodside	15.8		Lin
3.	Sarah Lowell	15.9		L&C
4.	Sharon Jensen	16.2		WOSC
5.	Gina Walker	17.6		SOSC
6.				
7.				
8.				

EVENT: 1500

Place	Name	Time	Ht/Dist.	School
1.	Ann Manning	4:33.3		UP
2.	Kristy Johnston	4:46.1		UP
3.	Julie O'Leary	4:50.3		WOSC
4.	Mary Hillenkamp	4:53.6		UP
5.	Janet Mortensen	5:02.5		Lin
6.	Kelli Cammack	5:03.8		WU
7.				
8.				

EVENT: 400

Place	Name	Time	Ht/Dist.	School
1.	Jeanette Blum	1:06.6		WU
2.	Radona Howard	1:04.7		WOSC
3.	Holly Duncan	1:06.5		NNC
4.				
5.				
6.				
7.				
8.				

EVENT: SHOT

Place	Name	Time	Ht/Dist.	School
1.	Paige Daugherty	44' 3 1/4"		L&C
2.	Allyson Kendall	40' 7"		WOSC
3.	Debbie Garrison	38' 9 1/2"		SOSC
4.	Robyn Mann	37' 10 3/4"		L&C
5.	Paula Wittenberg	37' 8 1/2"		GFC
6.	Vickie Hissong	37' 3"		WOSC
7.				
8.				

EVENT: 100

Place	Name	Time	Ht/Dist.	School
1.	Sheron Wegener	12.5		WOSC
2.	Carrie Pizer	12.6		UP
3.	Lisa Nichols	12.6		Lin
4.	Cathy Buhler	12.6		UP
5.	Cathy Sewall	12.7		WOSC
6.	Shana Galloway	12.8		NNC
7.				
8.				

EVENT: HIGH JUMP

Place	Name	Time	Ht/Dist.	School
1.	Sue Woolecy	5' 3"		GFC
2.	Kathy Moore	5' 2"		Will
3.	Lisa Hertz	5' 0"		SOSC
4.	Tisha Steimle	4' 10"		L&C
5.	Kathleen Kincheloe	4' 10"		Lin
6.	Sandy Duchow	4' 10"		L&C
7.				
8.				

EVENT: 800

Place	Name	Time	Ht/Dist.	School
1.	Julie Blum	2:16.3		WU
2.	Ann Manning	2:16.6		UP
3.	Kathy Healey	2:19.7		WOSC
4.	Kathryn O'Leary	2:20.3		WOSC
5.	Lisa Sieverling	2:20.3		Lin
6.	Megan Finaly	2:20.3		L&C
7.				
8.				

EVENT: JAVELIN

Place	Name	Time	Ht/Dist.	School
1.	Sandy Bean	152' 9"		SOSC
2.	Regina Norris	149' 4"		Psc
3.	Cyd McCormick	143' 2"		WOSC
4.	Debbie Barnhurst	141' 7"		WOSC
5.	Karen Carpenter	120' 9"		NNC
6.				
7.				
8.				

EVENT: 400 HURDLES

Place	Name	Time	Ht/Dist.	School
1.	Petra Johnson	1:03.1		Lin
2.	Ila Anos	1:04.7		SOSC
3.	Linda Brock	1:05.8		UP
4.	Lisa Jacobs	1:07.2		L&C
5.	Sharon Jensen	1:08.6		WOSC
6.	Melinda Carter	1:13.0		NNC
7.				
8.				



## 1985 DISTRICT CHAMPIONSHIPS

## WOMEN

EVENT: 4x800 RELAY				EVENT: SPRINT MEDLEY RELAY			
Place	Name	Time Ht./Dist.	School	Place	Name	Time Ht./Dist.	School
1.		9:50.0	WOSC	1.		1:50.8	UP
2.		10:32.7	L&C	2.		1:51.9	Lin
3.		11:16.0	WU	3.		1:54.2	WU
				4.		1:54.8	SOSC
				5.		1:55.5	L&C
				6.		1:55.6	WOSC
				7.			
				8.			
EVENT: WOMEN'S LONG JUMP				EVENT:			
Place	Name	Time Ht./Dist.	School	Place	Name	Time Ht./Dist.	School
1.	Mary Dodson	17-0 1/4	SOSC	1.			
2.	Sharon Jensen	16-11 3/4	WOSC	2.			
3.	Shelly Woodside	16-10	Lin	3.			
4.	Pam Patrick	15-10 3/4	SOSC	4.			
5.	Sandy Duchow	15-10 1/2	L&C	5.			
6.	Chris Chua	14-6 3/4	NNC	6.			
				7.			
				8.			
EVENT: 3,000m				EVENT:			
Place	Name	Time Ht./Dist.	School	Place	Name	Time Ht./Dist.	School
1.	Ann Manning	9:33.6	UP	1.			
2.	Clare Krill	9:48.7	UP	2.			
3.	Kara Crisifulli	10:04.4	WU	3.			
4.	Kristy Johnston	10:08.4	UP	4.			
5.	Mary Hillenkamp	10:23.6	UP	5.			
6.	Julie Mullin	10:37.9	UP	6.			
				7.			
				8.			
EVENT: DISCUS				EVENT:			
Place	Name	Time Ht./Dist.	School	Place	Name	Time Ht./Dist.	School
1.	Wanda Strutko	140-3	L&C	1.			
2.	Paula Wittenberg	132-10	GFC	2.			
3.	Debbie Garrison	127-10	SOSC	3.			
4.	Cyd McCormick	126-5	WOSC	4.			
5.	Paige Daugherty	118	L&C	5.			
6.	Torie Myers	115	Pac	6.			
				7.			
				8.			
EVENT: 10,000m				EVENT:			
Place	Name	Time Ht./Dist.	School	Place	Name	Time Ht./Dist.	School
1.	Molly Ostlund	37:41.1	UP	1.			
2.	Marilyn Fishback	40:05.9	WU	2.			
3.	Jenny Sanders	40:21.1	WU	3.			
4.	Tammy Jarolinek	41:26.3	WOSC	4.			
5.	Kathleen Welland	41:49.8	L&C	5.			
6.	Krista Dierks	42:04.0	WU	6.			
				7.			
				8.			

## (MEN)

Place	NAME	Time Ht/Dist.	School
1.	Randy Settel	53-5½	SOSC
2.	Dave Novotney	52-2	WU
3.	Mike Pressley	51-7½	L&C
4.	Kelly Highberger	51-3½	WOSC
5.	Todd Goergen	49-3¼	WU
6.	Deron Lord	48-8 3/4	L&C
7.	Hank Wyhorney	43-3 3/4	NNC
8.	Narban Whitham	40-2½	GF

Place	NAME	Time Ht/Dist.	School
1.	Loren Nasuoka	53.03.7	L&C
2.	Trent Jones	56.24	L&C
3.	Terry Howard	1:07:26.6	WOSC
4.	Rich Kokesh	1:08:28.1	WU
5.	Jim Kelly	1:12:49.6	WOSC
6.			
7.			
8.			

Place	NAME	Time Ht/Dist.	School
1.	WOSC	42.4 42.57	
2.	L&C	42.5 42.68	
3.	Lin	42.5 42.70	
	WU	43.3 43.52	
	GF	43.8 43.87	
6.	SOSC	44.5 44.47	
7.			
8.	WOSC-Mobley, Harry, Godier, Randle)		

Place	NAME	Time Ht/Dist.	School
1.	Mike Friess	3:56.2 3:56.48	Lin
2.	Lynn Purdue	3:57.7 3:57.98	WOSC
3.	Kevin Ball	3:59.0 3:59.39	GF
4.	Joe Alward	3:59.5 3:59.87	Lin
5.	Marty Donaldson	4:00.8 4:01.05	NNC
6.	Dan O'Leary	4:01.1	Lin
7.	Grey Pohl	4:03.0	WOSC
8.	Scott Ball	4:04.0	GF

Place	NAME	Time Ht/Dist.	School
1.	David Crume	46-8½	WU
2.	Kwadwo Bekoe	45-6½	WU
3.	Kent Toomb	44-6½	Lin
4.	Mark Lipke	43-9½	WU
5.	Brent Bingham	43-9½	SOSC
6.	Kip Carlson	41-11½	Lin
7.	Ken Stewart	41-6	GF
8.	Keith Wigley	41-4½	GF

## MEET RESULTS (MEN)

WU	166	GF	79
WOSC	163	SOSC	47
L&C	115	NNC	38
Lin	103	Pac	0

## (WOMEN)

Place	NAME	Time Ht/Dist.	School
1.	Kathy Sanders	150-10 (NR)	Lin
2.	Carol DeVencenzi	147-10	SOSC
3.	Cyd McCormick	147-1	WOSC
4.	Patty Smith	140-5	SOSC
5.	Regina Norris	138-3	Pac
6.	Karen Carpenter	120-2	NNC
7.	Bobby Page	112-11	SOSC
8.	Sandy Meredith	105-7	WU

Place	NAME	Time Ht/Dist.	School
1.	NNC	49.19 49.0 (NR)	NNC
2.	WU	49.37 49.2	WU
3.	WOSC	50.94 50.7	WOSC
4.	SOSC	50.95 50.8	SOSC
5.	GF	53.04 52.9	GF
6.	L&C	54.07 54.0	L&C
7.			
8.	(NNC-Galloway, Price, Johnson, Blythe)		

Place	NAME	Time Ht/Dist.	School
1.	Michelle Wentzel	4:42.50 4:42.1 (NR)	WOSC
2.	Ann Manning	4:43.98 4:43.7	UP
3.	Janet VanFleet	4:44.07 4:43.7	UP
4.	Cathy Hanss	4:46.71 4:47.4	L&C
5.	Susan Murray	4:46.90 4:47.7	L&C
6.	Jennifer Pade	4:49.55 4:49.3	UP
7.	Jennifer Nielson	4:54.48 4:54.2	WU
8.	Kristy Johnston	5:01.6	UP

Place	NAME	Time Ht/Dist.	School
1.	Sandy Stearns	15.32 15.2 (NR)	WOSC
2.	Gayle Roth	16.26 16.1	WU
3.	Michelle McArthur	16.34 16.2	L&C
4.	Karyn Bignell	16.46 16.2	NNC
5.	Debbie Hiron	16.74 17.0	WOSC
6.	Ila Amos	17.14 17.0	SOSC
7.	Kim Trinidad	17.47 17.4	WU
8.	Gina Walker	17.5	SOSC

Place	NAME	Time Ht/Dist.	School
1.	Paige Daugherty	45-10½ (NR)	L&C
2.	Molly Corrigan	40-11½	UP
3.	Allyson Kendall	40-7	WOSC
4.	Robin Mann	40-1	L&C
5.	Dana Jester	37-8½	WOSC
6.	Sandra McCartt	37-6½	WOSC
7.	Chris Suess	37-3½	WU
8.	Barb Crocker	36-7½	L&C

## (WOMEN)

WU	154	GF	56
WOSC	132	SOSC	40
UP	103	Lin	32
NNC	73	Pac	2
L&C	62		



## (MEN)

EVENT: 400 IH		Time		
Place	Name	Ht/Dist.	School	
1.	Bob DeVylde	55.20	55.2	WU
2.	Don Hicks	55.78	55.5	WU
3.	Shigemoto	56.77	56.5	L&C
4.	Rick Frisk	56.87	56.6	GF
5.	Tim Clark	57.66	57.7	L&C
6.	Randy Reason	57.87	57.8	Lin
7.	Don Codier		58.7	WOSC
8.	Scott Wallace		59.2	NNC

EVENT: 200		Time		
Place	Name	Ht/Dist.	School	
1.	Greg Will	21.97	21.9	Lin
2.	Tom Mell	22.08	22.0	L&C
3.	Torrae Harry	22.47	22.2	WOSC
4.	Carlos Gilyard	22.68	22.5	WU
5.	Ron Mobley	22.86	22.5	WPSC
6.	Brent Carbajal	22.91	22.8	L&C
7.	Dave Wagner	22.97	22.9	Lin
8.				

EVENT: POLE VAULT		Time		
Place	Name	Ht/Dist.	School	
1.	Mark Unicum	15-7 3/4 (NR)	NNC	
2.	Doug Edwards	14-0	NNC	
3.	Jim Corr	13-6	L&C	
4.	Dave Elkins	13-0	GF	
5.	Brian Venema	13-0	WOSC	
6.	Ken Helm	12-6	WU	
7.	John Lyttle	12-0	Lin	
8.				

EVENT: 5000		Time		
Place	Name	Ht/Dist.	School	
1.	Glen Giovannetti	14:52.8	Lin	
2.	Rich Groenendaal	15:03.6	WU	
3.	Frank Knight	15:06.4	WOSC	
4.	Robbie Wright	15:13.7	WU	
5.	Chris VanCausteren	15:15.3	WOSC	
6.	Mike Friess	15:16.3	Lin	
7.	Jim Wyatt	nt	Lin	
8.	Greg Mackie	nt	WU	

EVENT: MILE RELAY		Time		
Place	Name	Ht/Dist.	School	
1.	WU	3:20.32	3:20.1	WU
2.	WOSC	3:21.8	3:21.5	WOSC
3.	NNC	3:24.55	3:24.2	NNC
4.	L&C	3:24.8	3:24.5	L&C
5.	Lin	3:29.59	3:29.3	Lin
6.	SOSC	3:30.14	3:30.0	SOSC
7.				
8.	WU (Johnson, Catalani, Elliott, Seearce)			

EVENT: MARATHON		Time		
1.	Jim Wyatt	2:31:07		Lin
2.	Frank Knight	2:34:10		WOSC
3.	Dwight Larabee	2:40:08		GF
4.	Greg Mackie	3:31:35		WU
5.	Bruce Booker	3:33:10		NNC

## (WOMEN)

EVENT: 440 LH		Time		
Place	Name	Ht/Dist.	School	
1.	Gayle Roth	64.71	64.6 (TiesR)	WU
2.	Nora Thompson	65.59	65.6	GF
3.	Michelle McArthur	68.79	68.5	L&C
4.	Ila Amos	69.02	68.8	SOSC
5.	Karyn Bignell		70.8	NNC
6.	Kari Olson		73.5	NNC
7.				
8.				

EVENT: 5000		Time		
Place	Name	Ht/Dist.	School	
1.	Clare Krill	17:37.2		UP
2.	Kara Crisifulli	17:40.8		WU
3.	Kathleen Keller	17:54.3		UP
4.	Janet VanFleet	18:04.7		UP
5.	Susan Murray	19:07.5		L&C
6.	Nadine Price	19:08.7		Lin
7.	Alicia Tilzey	19:47.1		NNC
8.	Tammy Jarolimek	19:59.8		WOSC

EVENT: MILE RELAY		Time		
Place	Name	Ht/Dist.	School	
1.	WU	4:03.56	4:03.3 (NR)	WU
2.	GF	4:07.81	4:07.6	
3.	WOSC	4:11.61	4:11.6	
4.	NNC	4:17.43	4:17.2	
5.	L&C		4:19.9	
6.	Lin		4:20.3	
7.				
8.	WU (Moland, Meredith, Slavich, Roth)			

EVENT: LONG JUMP		Time		
Place	Name	Ht/Dist.	School	
1.	Mary Robinson	17-1 1/2		SOSC
2.	Sandy Stearns	17-0		WOSC
3.	Gayle Roth	16-11 3/4		WU
4.	Antonette Blythe	16-9 1/2		NNC
5.	Pam Arens	16-2 1/2		WU
6.	Sandy Duchow	15-9 1/2		L&C
7.				
8.				

EVENT: DISCUS		Time		
Place	Name	Ht/Dist.	School	
1.	Paula Wittenberg	139-1 (NR)		GF
2.	Diana Hill	127-6		WU
3.	Dana Jester	127-2		WOSC
4.	Paige Daugherty	125-9		L&C
5.	Cyd McCormick	122-8		WOSC
6.	Molly Corrigan	120-2		U of P
7.	Robyn Mann	115-6		L&C
8.	Marie Furlong	110-10		UP

EVENT: MARATHON		Time		
1.	Nadine Price	3:06:47 (NR)		Lin
2.	Tammy Jarolimek	3:18:47		WOSC
3.	Kathleen Welland	3:23:01		L&C
4.	Mary Helm	3:42:03		WU
5.	Julie Massey	3:49:41		Lin



1985 DISTRICT CHAMPIONSHIPS  
WOMEN

EVENT: 5000				EVENT:			
<u>Place</u>	<u>Name</u>	<u>Time</u> <u>Ht/Dist.</u>	<u>School</u>	<u>Place</u>	<u>Name</u>	<u>Time</u> <u>Ht/Dist.</u>	<u>School</u>
1.	Clare Krill	16:58.8	UP	1.			
2.	Kara Crisifulli	17:30.0	WU	2.			
3.	Molly Ostlund	18:04.8	UP	3.			
4.	Julie Mullin	18:47.9	UP	4.			
5.	Laurie Underwood	19:31.0	L&C	5.			
6.	Jenny Sanders	19:32.7	WU	6.			
7.				7.			
8.				8.			

EVENT: 200				EVENT:			
<u>Place</u>	<u>Name</u>	<u>Time</u> <u>Ht/Dist.</u>	<u>School</u>	<u>Place</u>	<u>Name</u>	<u>Time</u> <u>Ht/Dist.</u>	<u>School</u>
1.	Sharon Wegener	26.5	WOSC	1.			
2.	Carrie Pizer	26.6	UP	2.			
3.	Cathy Seuell	26.9	WOSC	3.			
4.	Cathy Buhler	27.1	UP	4.			
5.	Shana Galloway	27.2	NNC	5.			
6.	Laurie Hanson	NT	WOSC	6.			
7.				7.			
8.				8.			

EVENT: 4 X 400 RELAY				EVENT:			
<u>Place</u>	<u>Name</u>	<u>Time</u> <u>Ht/Dist.</u>	<u>School</u>	<u>Place</u>	<u>Name</u>	<u>Time</u> <u>Ht/Dist.</u>	<u>School</u>
1.		3:59.4	Lin	1.			
2.		4:00.4	UP	2.			
3.		4:04.1	WOSC	3.			
4.		4:04.3	WU	4.			
5.		4:07.3	SO SC	5.			
6.				6.			
7.				7.			
8.				8.			

EVENT:				EVENT:			
<u>Place</u>	<u>Name</u>	<u>Time</u> <u>Ht/Dist.</u>	<u>School</u>	<u>Place</u>	<u>Name</u>	<u>Time</u> <u>Ht/Dist.</u>	<u>School</u>
1.				1.			
2.				2.			
3.				3.			
4.				4.			
5.				5.			
6.				6.			
7.				7.			
8.				8.			

EVENT:				EVENT:			
<u>Place</u>	<u>Name</u>	<u>Time</u> <u>Ht/Dist.</u>	<u>School</u>	<u>Place</u>	<u>Name</u>	<u>Time</u> <u>Ht/Dist.</u>	<u>School</u>
1.				1.			
2.				2.			
3.				3.			
4.				4.			
5.				5.			
6.				6.			
7.				7.			
8.				8.			

UP 143  
WOSC 133  
LC 93  
WU 77  
LIN 76  
SO 62  
GF 21  
NNC 17  
M 9

women

DATE: MARCH 9, 1985

SITE: LEWIS & CLARK COLLEGE

Shot Put

Teams:

- |                    |           |  |
|--------------------|-----------|--|
| * 1. Lewis & Clark | 117-61/4  | (Daugherty 44-9 1/4, Mann 36-9, Strutko 36)    |
| 2. West. Oregon    | 105-7 1/2 | (Kendall 39-5, Jester 37-10, Jenson 28-4 1/2)  |
| 3. George Fox      | 97-11 1/4 | (Wittenberg 38-1, Funk 34-9 1/4, Woolsey 25-1) |

Others:

Thompson, Lin, 27-5 1/2, (2) Johnson, Lin, 26-10

High Jump

Teams

- \* 1. Lewis & Clark 14.0 (Duchow 4-10, Steimle 4-8, Lowell 4-6)

Others:

Woolsey Gf 5.0, (2) Kincheloe Lin 4-6 (3) Moore WU 5-0

100 Hurdles

Teams

- \* 1. Lewis & Clark 45.3 (Ardinger 19.8, Lowell 18.3, Jacobs 16.2)

Others

(1) Holdent Will 17.9, (2) Jensen WOSC 16.9

4 x 1600M

Teams

- \* 1. U. of Portland 20:37.3 (Mollen, Manning, Helkamp, Krell)

4 x 100

Teams

- |   |                |      |                                       |
|---|----------------|------|---------------------------------------|
| 5 | Lewis & Clark  | 56.4 | (Ardinger, Duchow, Cook Fraser)       |
| 4 | Linfield       | 56.1 | (Preiss, Graham, Woodside, Kincheloe) |
| 3 | Willamette     | 54.4 | (Blum, Holden, McKenzie, Jones)       |
| 2 | Western Oregon | 53.4 | (Jenson, Kurtz, Wegener, Howard)      |
| 1 | U. Of Portland | 51.1 | (Nemarnik, Kosztic, Brock, Buhler)    |

Javelin

Teams

- |                     |       |   |
|---------------------|-------|---|
| * 1. Western Oregon | 381-6 | (Barnhurst 143, McCormick 141-2, Jensen 97-4) |
| 2. Linfield         | 232-5 | Johnson 93-2, Thomson 78-10, Dresser 60-5)    |
| 3. Lewis & Clark    | 226-1 | (Kornegay 99-4, Yahna 65-3, Demorest 61-6)    |

\* NEW MEET RECORD

Long Jump

Teams

Other:

(1) Lowell, LC, 14-5 (2) Woolsey GFC, 14-6 (3) Jacobs, LC, 16-2½ (4) Moore, Will, 14-2)

Distance Medley

Teams

1. Willamette 12:44.5	(Blum, Blum, Cammack, Christfolley)
2. Western Oregon 13:00.2	(Howard, Richardson, Blackman, O'Leary)
3. Lewis & Clark 13:38.6	(Cook, Perham, Kurtz, Murray)
4. Linfield 13:53	(Seiverling, Massey, Mortenson, Hannon)

800M Medley

Teams

1. Lewis & Clark 1:59.4	(Arnadottir, Lowell, Jacobs, Marks)
2. Linfield 2:02.0	(Preiss, Graham, Woodside, Seiverling)
3. Willamette 2:04.8	(Holden, McKenzie, Jones, Pressler)

Womens Discuss

Teams

1. Lewis & Clark 354-3	(Daugherty 117-3, Mann 106-10½, Strutko 130-2)
2. Western Oregon 317-7	(McCormick 115-10, Iester 111-4½, Kendall 88-6)

others

(1) Gould PS 115-10 (2) Wittenberg GF 137-7 (3) Funk GF 92-11

4 x 800M

Teams

1. U. of Portland 9:35.4	(Hillenkamp, Mullin, Krell, Manning)
2. Western Oregon 9:53.8	(O'Leary, Blackman, o'Leary, Healy)

Others

(1) Peters GF 2:33.7

4 x 200M

Teams

1. Portland State 1:46.8	(Pizer, Kosztics, Brock, Buhler)
2. Lewis & Clark 1:56.7	(Antonditt, Lowell, Jacobs, Marks)



5000M

-----  
Teams

1. Lewis & Clark 1:00:30.0

(Murray 19:29.0, Underwood 20:11.16, Kurtz 21:49.4

others:

(1) Johnston UP 17:18.3 (2) Myra PSU 17:26.2 (3) Oslund UP 17:44.7

(4) Hannon Lin 20:08.8 (5) Massey Lin 23:28.9

4 x 400M

-----  
Teams

1. Portland State 4:06.5

(Krill, Kosztics, Buhler, Brock)

2. Western Oregon 4:09.7

(O'Leary, Howard, Heally, Jenson)

3. Willamette 4:15.9

Blum, Cammack, Jones, Blum)

4. Western Oregon #2 4:26.2

(Wagoner, Kurtz, Blackman, Richardson)

5. Lewis & Clark 4:29.3

(Cook, Fraser, Artinger, Perry)