

1987

1987 Statistics

George Fox University Archives

Follow this and additional works at: https://digitalcommons.georgefox.edu/athletics_womentrack

Recommended Citation

George Fox University Archives, "1987 Statistics" (1987). *Women's Track and Field*. 19.
https://digitalcommons.georgefox.edu/athletics_womentrack/19

This Statistics is brought to you for free and open access by the George Fox University Athletics at Digital Commons @ George Fox University. It has been accepted for inclusion in Women's Track and Field by an authorized administrator of Digital Commons @ George Fox University. For more information, please contact arolfe@georgefox.edu.

Event: Shot Put

1	Yvette Brown	UO	45'3"
2	Sarah Bryant	OSU	43'1"
3	Moira Doyle	UO	42'6"
4	Connie Shepherd	UO	41'10"
5	Paige Daugherty	L&C	41'6"
6	Joi Tipton	LCC	41'2"
7	Grace Golden	UO	40'1"
8	Kristi Wreath	OSU	39'7"
9	Diana McDonald	WU	38'
10	Gail Stenzel	PLU	37'7"
11	Carrie Novikoff	CCC	37'7"
12	Robyn Mann	L&C	37'5"
13	Sherri Cook	UNAT	36'9"
14	Beth Nygren	OSU	36'9"
15	Susan Greenwood	LIN	34'6"
16	Camille Jampolsky	UO	34'3"
17	Michelle Tomlinson	WOSC	34'4"
18	P J Jarvis		33'8"
19	Charlayne Streeter	NIC	33'3"
20	Lynette Coy	MT.HOOD	33'3"
21	Mya Archambault	PLU	32'5"
22	Kristine Kerwood	LCC	32'
23	Rene Nylander	Mt.Hood	31'11"
24	Denise McCoy	UNAT	31'9"
25	Cathey Bihler	UP	31'9"
26	Julie Huben	LCC	30'8"
27	Sue Doyle	UP	31'5"
28	Eric O'Donohoe		29'7"

Event: 100m Heat 1

1	Stefanie Hunter	UO	NT
2	Camille Jampolsky	UO	12.3
3	Karen Church	UO	12.5
4	Lisa Byhre	OSU	NT
5	Julie Staples	LCC	13.0
6	Marta Shields	GFC	13.4
7	Jill Schultz	SWOCC	
8	Kim McLean	PLU	NT

Heat 2

1	Laurie Williams	Unat	12.5
2	Kelley Rogers	OSU	12.8
3	Karen Case	MT.HOOD	13.0
4	Karissa Pedersen	OSU	13.1
5	Shelli Smith	LCC	13.3
6	Kathy Kubik	Lin	13.5
7	Shawn Bishop-Walker	OSU	13.6

Heat 3

1	Nicole Perry	L&C	12.5
2	Kari Larsen	L&C	12.8
3	Lisa Harrison	Unat	13.1
4	Angela Griffith	Unat	13.1
5	Kristin Miller	PLU	13.3
6	Diana Taverner	PLU	13.9
7	Gail Stenzel	PLU	14.0

Event: 400 m

Heat 1

1.	Leisa Puckett	UNAT	1:00.6
2	Carol Pisaneschi	OSU	1:01.3
3	Heidi Gebhard	PLU	1:02.6
4	Javian Jones	LIN	1:03.3
5	Laura Behr	PLU	1:08.2

Heat 2

1.	Linda Brown	WU	1:03.6
2	Stacey Lee	LIN	1:05.6
3	Sonda Strong	UNAT	1:05.9
4	Staci Bronson	MT.HOOD	1:06

Event: LongJump

1	Janell Thorsland	UO	17'10 $\frac{1}{2}$ "
2	Susan Doyle	UP	17'5"
3	Marion Zerull	UO	17'5"
4	Kim Fenton	OSU	17'3 $\frac{1}{4}$ "
5	Leisa Puckett	UNAT	17'3"
6	Karen Case	MT HOOD	17'2 $\frac{3}{4}$ "
7	Jenni Grasley	UO	17'1 $\frac{1}{4}$ "
8	Kim McLane	PLU	16'9"
9	Jill Schultz	SWOCC	16'6"
10	Cathy Buhler	UP	15'9"
11	Phillis McKinney	UO	15'8 $\frac{1}{2}$ "
12	Marie Morkued	OSU	15'4"
13	Lisa Lind	LIN	15'1 $\frac{1}{4}$ "
14	Kim Fenton	OSU	14'5 $\frac{1}{2}$ "
15	Sharon Rittenhouse	CHEM	14'5"
16	Karen Wilcox	WU	13'7 $\frac{1}{2}$ "

3-7-87

LINFIELD ICEBREAKER AT MT HOOD C C

Women's Results

Event: 10,000 m

1	Karen Rayle	UO	36:11.8
2	Kathy Nichols	PLU	37:11.2
3	Teresa Beeman	LIN	41:03
4	Michelle Vigna	PLU	42:56.4
5	Ellen Hodson	UNAT	46:09

Event: 1,500 m

		Heat 1	
1	Debbie Myra	PSU	4:26.3
2	Penny Graves	UO	4:27
3	Liz Wilson	UO	4:34
4	Valerie Hilden	PLU	4:36.8
5	Melanie Verekamp	PLU	4:47.5
6	Julie Dimick	WOSC	4:51.5
7	Brenda Thwaite	WOSC	4:52.4
8			
9			
10			

Event: 400 m Relay Heat 1

1	Otterstedt, Galbert, O'Brien, Hunter	UO	47.5
2	Stark, Rogers, Byhre, Strong	OSU	50.0
3	Case, Williams, Strong, Griffith	UNAT	50.2
4	Miller, McClean, McBride, Munger	PLU A	52.3
5	Lindsey, Schiel, Smith, McVey	UNAT	53.1

Heat 2

1	Lang, Courtney, Harrison, Staple	UNAT	50.1
2	Ardinger, Bolger, Larsen, Perry	L&C	51.1
3	Wright, Henderson Eastland, Wegener	WOSC	51.9
4	Tepper, Krug, Kubik, Jones	LIN	53.9
5	Berg, Gebhard, Stenzel, Tavener	PLU B	55.1

Javelin

1	Susie Ray	World Class AC	161'9½"
2	Connie Peterka	OSU	156'3"
3	Jill Smith	UO	147'8"
4	Monica Beemer	UO	147'5"
5	Denise Fox	GFC	141'7"
6	Julie Waage	OSU	141'5½"
7	Kim Halter	LIN	132'7½"
8	Heide Buckmaster	WU	132'
9	Betsy Riggs	UNAT	130'½"
10	Faye Moniz	LCC	127'4½"
11	Leslie Johnson	L&C	116'4"
12	Kathy Gran	UO	115'8"
13	Erica Anderson	PLU	112'9½"
14	Kim Ballensky	NIC	111'9½"
15	Camille Jampolsky	UO	109'5½"
16	Kellie Osborn	WOSC	108'3"
17	Darci Fraser	NIC	107'11"
18	Janette Henry	SWOCC	107'8½"
19	Sarah Johnson	UNAT	105'2½"
20	Nadine Frischman	SWOCC	104'10"
21	Lynette Coy	MTHOOD CC	100'10½"
22	Conna Coste	LIN	100'½"
23	Carol Lauman	WU	65'11"

		Heat 2	
1	Angela Thatcher	LIN	5:03.2
2	Shelli Gray	LCC	5:06.1
3	Katie Barnes	PLU	5:08.3
4	Alison Ernst	OSU	5:09.7
5	Mary Gesnier	LCC	5:16.3
6	Traci Bullis	WOSC	5:22.6
7	Michelle Turner	LCC	5:25

Event: 100m High Hurdles Heat 1

1	Jenna Stark	OSU	14.3
2	Katie O'Brien	UO	14.3
3	Janell Thorsland	UO	14.8
4	Shawn Bishop-Walker	OSU	15.4
5	Jenni Grasley	UO	15.7
6	Sharon Jensen	WOSC	15.8
7	Karissa Pedersen	OSU	NT

Heat 2

1	Cullin McBride	PLU	17.6
2	Jackie Lindsay	LCC	17.7
3	Lara Wright	WU	17.9
4	Kris Miller	PLU	18.2
5	Jackie Harper	CCC	18.3
6	Syble McVey	LCC	18.4
7	Bethe Krug	LIN	19.7

Heat 3

1	Cheryl Wardell	PSU	17.4
2	Liz Ardinger	L&C	18.2
3	Sharon Rittenhouse	CHEM	18.9
4	Regina Neitch	MT.HOOD	19.0
5	Jennifer Kerns	L&C	20.3

Event: High Jump

1	Sue Doyle	UP	5'4"
2	Kim Fenton	OSU	5'4"
3	Teresa Windedahl	NIC	5'2"
4	Amy Bolger	L&C	5'2"
5	Marie Morkved	OSU	5'2"
6	Karma Groth	OSU	5'0"
7	Sue Woolsey	GFC	5'0"
8	Dianna Plagge	WOSC	5'0"
9	Lisa Lind	LIN	5'0"
10	Kim Ballenskey	NIC	4'10"
11	Stacy Lee	LIN	4'10"
12	Kim Berg	PLU	4'10"
13	Leslie Johnson	L&C	4'8"
14	Linda Whittic	UP	4'8"
15	Cathy Buhler	UP	4'8"

Event: 800 m Heat 1

1	Francie Faure	UO	2:11.4
2	Stephanie Morris	UO	2:12.4
3	Laura Johnson	PRC	2:13.8
4	Valerie Hilden	PLU	2:17.4
5	Debra Myra	PSU	2:18.7
6	Sharon Jensen	WOSC	2:19.5
7	Shannon Ryan	PLU	2:24.2
8	Jeannine Lama	L&C	2:24.3
9	Meg Finaly	L&C	2:25

Heat 2

1	Minta Misley	PLU	2:21.4
2	Karen Stone	MRCC	2:22.4
3	Megan Reynolds		2:25
4	Becky Wilkins	PLU	2:30.1
5	Melanie Leckenby	LIN	2:31.3
6	Shawna Scott	NIC	2:31.7
7	Jo Stidham	NIC	2:33.6
8	Michelle Turner	LCC	2:34.5
9	Merry Gesner	UNAT	2:37.9

Heat 3

1	Julie Dimick	WOSC	2:25.9
2	Julie Blum	WU	2:28.5
3	Melanie Springer	GFC	2:29.4
4	Wendy Boren	WU	2:32.1
5	Dena Raddle	CCC	2:39.5
6	Lynnea Hibbs	UNAT	2:44.5

Event: Discus

1	Sandy Whitlock	UO	155'4"
2	Yvette Brown	UO	146'9"
3	Kristi Wreath	OSU	140'9"
4	Beth Nygren	OSU	137'11"
5	Paula Wittenberg	UNAT	132'2"
6	Grace Golden	UO	131'8"
7	Maira Doyle	UO	129'3"
8	Angela Arms	LCC	121'8"
9	Faye Moniz	LCC	118'8"
10	Paige Daugherty	L&C	116'10"
11	Rachel Thornton	NIC	115'2"
12	Diana McDonald	WU	114'3"
13	Sarah Bryant	OSU	114'
14	Heidi Olson	UNAT	112'11"
15	Rene Nylander	MHCC	112'2"
16	Joyce Watson	CHEM	106'4"
17	Joi Tipton	LCC	105'11"
18	Angela Brady	NIC	105'5"
19	Michelle Tomlinson	WOSC	100'8"
20	Robyn Mann	L&C	100'7"
21	Julie Huber	LCC	97'4"
22	Eunice Coy	UNAT	95'10"
23	Kip Rayson	NIC	95'4"
24	Kathy Black	MHCC	87'1"
25	Lynette Coy	MHCC	82'2"

Event: 400 m Hurdles Heat 1

1	Sharon Otterstedt	UO	1:03.7
2	Christine Schiel	UNAT	1:06.3
3	Julie White	UO	1:07.1
4	Cheryl Wardell	PSU	1:07.7
5	Kathy Boyea	UO	1:07.9
6	Cullin McBride	PLU	1:11.5
7	Jackie Harper	CCC	1:15.9

Event: 200 m Heat 1

1	Suzy Setterholm	UO	25.1
2	Sharon Wilson	PLU	25.5
3	Cathy Strong	OSU	25.9
4	Sonda Strong	UNAT	26.7
5	Sharon Wilson	PLU	27.
6	CATHY BUHLER	UP	27.5
7	Shannon Munger	PLU	27.6
		Heat 2	
1	Nicole Perry	L&C	25.9
2	Sharon Wegener	WOSC	26.1
3	LAURIE WILLIAMS	UNAT	26.3
4	LEISA PUCKETT	UNAT	26.5
5	Jill Schultz	SWOCC	27.1
6	Karen Case	MHCC	27.2
7	Mary Tepper	LIN	28.2

Event: 200 m Cont'd Heat 3

1	Marta Shields	GFC	26.3
2	Mari Larsen	L&C	26.6
3	Shawn Bishop-Walker	OSU	27.3
4	Elaine Haworth	GFC	27.6
5	Staci Bronson	MHCC	29.0
6	Leslie Johnson	L&C	29.5

Event: Triple Jump

1	Lara Wright	WU	36'11 $\frac{1}{2}$ "
2	Marion Zerull	UO	36'5 $\frac{1}{2}$ "
3	Janell Thorstland	UO	36'3 $\frac{3}{4}$ "
4	Kelley Rogers	OSU	33'3"
5	Sherril Howard	OSU	33'
6	Regina Neitch	MHCC	32'8 $\frac{1}{2}$ "
7	Tina Reid	NIC	31'7"
8	Amy Bolger	L&C	31'3"
9	Dawn Parks	UNAT	31'1 $\frac{1}{4}$ "
10	Krys Duncan	L&C	30'8"

Event: 3,000 m

1	Stephanie Wessell	UO	10:00.9
2	Melanie Venekamp	PLU	10:20.7
3	Kathryn O'Leary	WOSC	10:29.2
4	Audrey Caren	NIC	10:31.4
5	Kara Crisifulli	PRC	10:33.0
6	Sandra Fox	NIC	10:44.3
7	Anne Howard	UP	10:45.6
8	Sandy Loop	WOSC	10:47.1
9	Julie Clifton	PLU	10:49.3
10	Angela Thatcher	LIN	10:51.6
11	Tracy Thorne	UP	10:53.4
12	Julie Siler	PSU	10:54.0
13	Malanie Leckenby	LIN	11:00.4
14	Mary Lewis	PLU	11:03.5
15	LeeAnn McNeiney	PSU	11:04.0
16	Kristin Peterson	WU	11:05.5
17	Erin Wickham	PLU	11:10.8
18	Debra Dick	WOSC	11:12.2
19	Jeanne Barnett	CCC	11:18.3
20	Susan Christman	PLU	11:19.5
21	Nadien Price	LIN	11:19.6
22	Traci Martin	MHCC	11:24.4
23	Nicole Lightcap	LCC	11:28.4
24	Debbie Tygart	PLU	11:29.5
25	Michelle Lang	GFC	11:32.8
26	Holly Jenney	PLU	11:42.9
27	Marie Watt	WU	11:45.7
28	Dianne Petersen	GFC	11:46.8
29	Michelle Amodeo	MHCC	12:07.1
30	Jennifer Wheeler	MHCC	12:12.8
31	Molly McArton	UNAT	12:14.7
32	Kelly Bieber	CCC	13:15.3

Event: Mile Relay

1	Setterholm, Otterstedt, White, Church	UO	3.55.7
2	Munger, Wilson, Gebbard, Misley	PLU	4.10.7
3	Pedersen, Byhre, Pisaneschi, Maukred		4.11
4	Walker, Fenton, Strong, Groth	OSU	4.15.3
5	McBride, Ryan, Barnes, Wilkins	PLU	4.21.1
6	Miller, McLean, Tavner, Behr	PLU	4.26.3
Heat 2			
1	Jensen, Twaite, Wegenor, Wright	WOSC	4.07.6
2	Tepper, Jones, Lind, Lee	LIN	4.15.9
3	Puckett, Williams, Strong, Stone	UNAT	4.17.3
4	Brown, Boren, Cammack, Wright	WU	4.18.6
5	Springer, Shields, Lang, Petersen	GFC	4.27.7

LINFIELD ICEBREAKER INVITATIONAL

WOMEN'S RECORDS

HIGH JUMP	C. WESTOVER	O.S.U.	5'8"	1984
LONG JUMP	CAROLYN MILLER	P.L.U.	17'6.5"	1984
JAVELIN	SANDY BEAN	S.O.S.C.	152'8"	1981
SHOT PUT	CAM JOHNSON	O.S.U.	46'7"	1986
TRIPLE JUMP	KIM YOUNG	S.W.O.C.C.	32'3.5"	1986
DISCUS	CARA AQUILAR	UNAT.	162'9"	1986
440 RELAY	STARK, WESTON, BYER, STRONG	O.S.U.	48.5	1986
MILE RELAY	WESTON, PEDERSON, STARK, ANDERSON	O.S.U.	4:05.4	1986
100 METERS	KWAJALEIN CLACK	U.OF O.	12.3	1986
200 METERS	KIM PARRISH	MT. HOOD	25.2	1981
400 METERS	STEFANIE HUNTER	U. OF O.	57.5	1986
800 METERS	DEBRA SIMECK-BEATTY	MT. HOOD	2:16.2	1982
1500 METERS	LAURA JOHNSON	U. OF P.	4:37.1	1986
3000 METERS	ANN MANNING	U. OF P.	9:40.8	1986
10,000 METERS	ANNETTE SARGENT	A.I.A.	36:37.0	1986
100 M HURDLES	MEREDITH HOWELL	O.S.U.	14.4	1984
	KARI WESTON	O.S.U.	14.4	1986
400 M HURDLES	KAREN BELL	P.L.U.	1:04.1	1986

LINFIELD ICEBREAKER INVITATIONAL

WOMEN'S RECORDS

HIGH JUMP	C. WESTOVER	O.S.U.	5'8"	1984
LONG JUMP	CAROLYN MILLER	P.L.U.	17'6.5"	1984
JAVELIN	SANDY BEAN	S.O.S.C.	152'8"	1981
SHOT PUT	CAM JOHNSON	O.S.U.	46'7"	1986
TRIPLE JUMP	KIM YOUNG	S.W.O.C.C.	32'3.5"	1986
DISCUS	CARA AQUILAR	UNAT.	162'9"	1986
440 RELAY	STARK, WESTON, BYER, STRONG	O.S.U.	48.5	1986
MILE RELAY	WESTON, PEDERSON, STARK, ANDERSON	O.S.U.	4:05.4	1986
100 METERS	KWAJALEIN CLACK	U.OF O.	12.3	1986
200 METERS	KIM PARRISH	?	25.2	1981
400 METERS	STEFANIE HUNTER	U. OF O.	57.5	1986
800 METERS	DEBRA SIMECK-BEATTY	MT. HOOD	2:16.2	1982
1500 METERS	LAURA JOHNSON	U. OF P.	4:37.1	1986
3000 METERS	ANN MANNING	U. OF P.	9:40.8	1986
10,000 METERS	ANNETTE SARGENT	A.I.A.	36:37.0	1986
100 M HURDLES	MEREDITH HOWELL	O.S.U.	14.4	1984
	KARI WESTON	O.S.U.	14.4	1986
400 M HURDLES	KAREN BELL	P.L.U.	1:04.1	1986

OREGON SMALL COLLEGE RELAY MEET
WOMEN'S RECORDS

4 x 100m	50.8	Tepper, Lind, Woodside, Johnson	Linfield	1986
4 x 200m	1:46.8	Pizer, Kosztics, Brock, Buhler	Portland	1985
4 x 400m	4:00.6	Kosztics, Johnson, Buhler, Pizer	Portland	1986
4 x 800m	9:29.0	Kosztics, Johnston, Manning, Johnson	Portland	1986
4 x 1600m	20:37.3	Mullen, Manning, Hillenkamp, Krill	Portland	1985
800m Medley	1:53.6	Hannon, Kurtz, Wegener, Wright	Western Oregon	1986
Distance Medley	12:39.3	Blum, Blum, Cammack, Cristifulli	Willamette	1986
3 x 100m Hurdles	49.4	Woodside, Johnson Lind	Linfield	1986
3 x 5000m	59:18.7	Jarolimek, Richardson Flett	Western Oregon	1984
High Jump	14-8	Lind, Johnson, Garland	Linfield	1986
Long Jump	48-1.25	Stearns, Marchand, Swella	Western Oregon	1985
Shot Put	117-6.25	Daugherty, Mann, Strutko	Lewis & Clark	1985
Discus Throw	354-3	Strutko, Daugherty Mann	Lewis & Clark	1985
Javelin Throw	381-6	Barnhurst, McCormick, Jensen	Western Oregon	1985

		1987	WILLAMETTE UNIVERSITY			HEPTATHLON					
		HH	HJ	SP	200	1 st DAY	LT	JT	800	TOTAL	
SHELLY	BOROVICH	20.3	1.37 4-6	9.80 32-13/4	27.6	⑦	4.82 15-9 3/4	25.68 117-1	2.51.8		
WWU		259	481 740	516 1256	643 1899	1899	511 2410	585 2995	445 3440	⑥ 344	
CATHY	BUHLER	15.8	1.54 5-3/4	9.97 32-8 1/2	27.0	⑤	4.90 16-1	26.16 85-10	2.27.7		
UP		709	666 1375	527 1902	692 2594	2594	532 3126	404 3530	722 4252	④ 425	
SUE	DOYLE	15.9	1.57 5-1 3/4	9.36 30-8 1/2	26.3	④	5.14 16-10 1/2	19.42 63-8 1/2	2.51.6		
UP		697	701 1398	488 1886	751 2637	2637	598 3235	278 3513	447 3960	⑤ 396	
JACKIE	HARPER	17.3	1.30 4-3 1/4	7.70 25-3 1/4	28.5	⑥	4.28 14 1/2	24.54 80-6 1/4	2:41.7		
CCC		537	409 946	380 1326	574 1900	1900	374 2274	374 2648	554 3202	⑦ 320	
SHARON	JENSEN	15.5	1.65 5-5	9.18 30-1 1/2	26.4	③	5.14 16-10 1/2	36.00 118-1	2:19.2		
WOSC		746	795 1541	476 2017	742 2759	2759	598 3357	591 3948	834 4782	① 478	
MICHELLE	PARRISH	15.2	1.60 5-3	10.86 35-7 1/2	25.9	②	5.03 16-6	32.64 107-1	2:30.6		
SFU		784	736 1520	586 2106	785 2891	2891	567 3458	527 3985	685 4670	② 467	
VICKIE	SPIEKER MAN	14.8	1.69 5-6 1/2	10.77 35-4	27.7	①	5.03 16-6	33.56 110-1	2:43.5		
OTC		836	842 1678	580 2258	636 2894	2894	567 3461	544 4005	533 4538	③ 453	
							March 27, 28, 1987				

GEORGE FOX COLLEGE/SOUTHERN OREGON
WESTERN OREGON

Newberg, Oregon
April 4, 1987

EVENT	PLACE	SCHOOL	TIME/DISTANCE	POINTS	GFC	SO	WO
SHOT	1st Debbie Settell	SO	37'4"	5			
	2nd Denise Fox	GFC	35'11½"	3			
	3rd Kris Etnner	SO	32'½"	2			
	4th Sharon Jensen	WO	29'9½"	1	3/3	7/7	1/1
HCU JUMP	1st Kelly Lovejoy	WO	5'2"	5			
	2nd Sue Woolaey	GFC	5'0"	3	3/6	0/7	5/6
400m Relay	1st Brenda Thwaite Sharon Jensen Linda Henderson Sharon Wegener	WO	51.4	5			
	2nd Kathy Staat Lenny Wallace Jill Cochran Kris Russell	SO	52.1	3	0/6	3/1	5/11
LONG JUMP	1st Sharon Jensen	WO	16'73/4"	5	0/6	0/10	5/16
1500m	1st K. O'Leary	WO	4:52	5			
	2nd Julie Dimick	WO	4:55	3			
	3rd Debra Dick	WO	5:05	2			
	4th Melanie Springer	GFC	5:17	1	1/7	0/10	10/26
100m HJ	1st Jill Cochran	SO	16.6	5			
	2nd Linda Henderson	WO	18.0	3	0/7	5/15	3/29
400m	1st Marta Shields	GFC	1:00.6	5			
	2nd Kris Russell	SO	1:00.9	3			
	3rd Kathy Staat	SO	1:03.2	2			
	4th Brenda Thwaite	WO	1:03.7	1	5/12	5/20	1/30
JAVELIN	1st Kris Etnner	SO	143'2"	5			
	2nd Denise Fox	WF	134'8"	3			
	3rd Shannon Gates	SO	123'2"	2			
	4th Kami Gee	WO	123'1"	1	3/15	7/27	1/31

EVENT	PLACE	SCHOOL	TIME	DISTANCE	POINTS	GFC	SO	WO
100m	1st Sharon Wegener	WO	13.1		5			
	2nd Jill Cochrum	SO	14.1		3	0/15	3/30	5/36
TRIPLE JUMP	1st Shannon Gates	SO	32'3"		5	0/15	5/35	0/36
400m IH	1st Lenny Wallace	SO	1:10.6		5			
	2nd Linda Henderson	WO	1:17.2		3	0/15	5/40	3/39
800m	1st Sandy Loop	WO	2:20.8		5			
	2nd Julie Dimick	WO	2:21.6		3			
	3rd K. O'Leary	WO	2:24.4		2			
	4th Melanie Springer	GFC	2:28.8		1	1/16	0/40	10/49
200m	1st Sharon Wegener	WO	26.0		5			
	2nd Marta Shield	GFC	26.3		3			
	3rd Kathy Streat	SO	27		2			
	4th Jill Cochrum	SO	29		1	3/19	3/43	5/54
Discus	1st Debbie Settoli	SO	124'5 1/2"		5	0/19	5/48	0/54
5000m	1st Elaine DeLeman	SO	10:58.8		5			
	2nd Debra Dick	WO	11:06.2		3			
	3rd Michelle Lan	GFC	11:33.4		2			
	4th Kali Haverstock	GFC	11:47.8		1	3/22	5/53	3/57
1600m RELAY	1st Sharron Jensen Brenda Thwaite Sandy Loop Sharon Wegener	WO	4:21.7		5	0/22	0/53	5/62

BRUIN TRACK

EVENT JAVELIN - Women

DATE April 4, 1987

Shot, Discus, Javelin, Hammer, Long Jump, Triple Jump

	NAME	SCHOOL	TRIALS			FINALS			PLACE
			1	2	3	1	2	3	
3	Shannon Gates	SO	—	—	123'2"	—	—	—	3
4	Denise Fox ✓	GF	134'8"	123'11"	125'9"	—	133'1"	131'9"	2
5	Kris Ettner ✓	SO	—	114'7"	139'3"	—	143'2"	129'3"	1
	Kelli Osborn	WO							
2	^{Kami} Karrie Gee ✓	WO	115'6"	121'5"	117'3"	—	113'5"	123'1"	4
1	Sharron Jensen ✓	WO	—	112'11"	—	120'10"	108'7"	122'9"	—

	WINNERS	SCHOOL	DISTANCE	
1st	Kris Ettner	SO	143'2"	Throw <hr/> S. Gusto Field Judge
2nd	Denise Fox	GF	134'8"	
3rd	Shannon Gates	SO	123'2"	
4th	Kami Gee	WO	123'1"	
5th	~~~~~			<hr/> Official Scorer
6th	~~~~~			

BRUIN TRACK

EVENT LONG JUMP - Women

DATE April 4, 1987

Shot, Discus, Javelin, Hammer, Long Jump, Triple Jump

NAME	SCHOOL	TRIALS			FINALS			PLACE
		1	2	3	1	2	3	
Sharon Jensen	WO	16'7 ³ / ₄						1 st
Dianna Plagge	WO							
Darey Eastland	WO							

WINNERS	SCHOOL	DISTANCE ^{Jump}	
1st <u>Sharon Jensen</u>	<u>WO</u>	<u>16'7³/₄</u>	
2nd _____	<u>WO</u>	_____	
3rd _____	<u>WO</u>	_____	<u>W. E. Hager</u>
4th _____	_____	_____	Field Judge
5th _____	_____	_____	
6th _____	_____	_____	Official Scorer

BRUIN TRACK

EVENT HIGH JUMP - Women DATE April 4, 1987

Shot, Discus, Javelin, Hammer, Long Jump, Triple Jump

NAME	SCHOOL	TRIALS			FINALS			PLACE
		4'10"	5'2 0"	5'3 2"	5'1 4"	2	3	
Diannia Plagge	WO							
<i>no show</i> Sue Woolsey ✓ 4'10"	GF	o	o	X X X				
Kelly Lovejoy ✓ 4'10"	WO	o	o	o	X X Y			

WINNERS	SCHOOL	DISTANCE	
1st <u>KELLY LOVEJOY</u>	<u>WOSC</u>	<u>5 2"</u>	Field Judge
2nd <u>SUE WOOLSEY</u>	<u>GFC</u>	<u>5 0"</u>	
3rd _____	_____	_____	
4th _____	_____	_____	Official Scorer
5th <u>[Signature]</u>	<u>[Signature]</u>	<u>[Signature]</u>	
6th _____	_____	_____	

BRUIN TRACK

EVENT SHOT PUT - Women DATE April 4, 1987

Shot, Discus, Javelin, Hammer, Long Jump, Triple Jump

NAME	SCHOOL	TRIALS			FINALS			PLACE
		1	2	3	1	2	3	
✓ Debbie Settell ✓	SO ①	37'4"	39'2 1/2"	—	—	—	35-7"	①
Michelle Tomlinson	WO	32'5"						
✓ Denise Fox	GF ②	32'2"	31'9"	32'9"	31-8"	35-11 1/2"	33-1"	②
Shannon Gates	SO							
✓ Sharon Jensen	WO ④	28'10"	29'9 1/2"	26'8"	29-1"	28-11 1/2"	28-3 1/2"	④
✓ Kim Ethner	SO ③	32' 1/2"	31'	30'11"	31'	30'6"	30-6"	③

WINNERS	SCHOOL	DISTANCE
1st <u>Debbie Settell</u>	<u>SO</u>	<u>37' 4"</u>
2nd <u>Denise Fox</u>	<u>GF</u>	<u>35' 11 1/2"</u>
3rd <u>Kim Ethner</u>	<u>SO</u>	<u>30' 1/2"</u>
4th <u>Sharon Jensen</u>	<u>WO</u>	<u>29' 9 1/2"</u>
5th _____	_____	_____
6th _____	_____	_____

Field Judge

 Field Judge

 Official Scorer

BRUIN TRACK

EVENT TRIPLE JUMP - Women DATE April 4, 1987

Shot, Discus, Javelin, Hammer, Long Jump, Triple Jump

NAME	SCHOOL	TRIALS			FINALS			PLACE
		1	2	3	1	2	3	
Shannon Gates	SO	30'6"	31'5 ³ / ₄ "	31'8 ¹ / ₂ "	31'10"	32'3"	31'2 ¹ / ₂ "	1st
Diannia Plagge	WO							
Darey Eastland	WO							

WINNERS	SCHOOL	DISTANCE	Jump
1st ^{Shannon} Gates	SO	32' 3"	
2nd			<i>M. Harper</i>
3rd			Field Judge
4th			
5th	X	X	
6th	X	X	Official Scorer

BRUIN TRACK

EVENT DISCUS - Women DATE April 4, 1987

Shot, Discus, Javelin, Hammer, Long Jump, Triple Jump

NAME	SCHOOL	TRIALS			FINALS			PLACE
		1	2	3	1	2	3	
Debbie Settell	SO	124' 5 1/2"	-	116' 3"	119' 9"	114' 7"	113' 8 1/2"	
Michelle Tomlinson	WO							

	WINNERS	SCHOOL	DISTANCE	
1st	<u>Debbie Settell</u>	<u>SO</u>	<u>124' 5 1/2"</u>	
2nd	_____	_____	_____	
3rd	_____	_____	_____	Field Judge
4th	_____	_____	_____	
5th	_____	_____	_____	
6th	_____	_____	_____	Official Scorer

BRUIN TRACK

RUNNING EVENT 400m RELAY - Women

DATE April 4, 1987

NAME	SCHOOL	LANE	TIME	PLACE
^X Southern Oregon State College		3	52.1	2
^X Western Oregon State College		4	51.4	1
^{BRENDA} ^{SHARON} ^{LINDA} ^{Sheron} Thwaites Jensen Henderson Wegener				
^{KATHY} ^{LENNY} ^{Stee} Staat Wallace Cochran Russell				

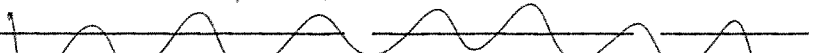

WINNERS	SCHOOL	TIME	
1st <u>W.O.S.C.</u>	<u> </u>	<u>51.4</u>	
2nd <u>S.O.S.C.</u>	<u> </u>	<u>52.1</u>	
3rd 	 	 	Head Timer
4th 	 	 	
5th 	 	 	
6th 	 	 	Official Scorer

BRUIN TRACK

RUNNING EVENT 1500m - Women

DATE April 4, 1987

NAME	SCHOOL	LANE	TIME	PLACE
Debbie Hoffer	SO	1		
Julie Dimick Brenda Thwaite	WO	2	4:55	2
Elaine Delesman	SO	3		
Melanie Springer	GF	4	5:17	4
K O'Leary	WO	5	4:52	1
Debra Dick	WO	6	5:05	3

WINNERS	SCHOOL	TIME	
1st K O'Leary	WO	4:52	
2nd Julie Dimick	WO	4:55	
3rd Debra Dick	WO	5:05	Head Timer
4th Melanie Springer	GF	5:17	
5th 			
6th 			Official Scorer

BRUIN TRACK

RUNNING EVENT 100m HH - Women

DATE April 4, 1987

NAME	SCHOOL	LANE	TIME	PLACE
Kris Russell	SO	2		
Linda Henderson	WO	3	18.0	2
Jill Cochrun	SO	4	16.6	1
Darcy Eastland	WO	5		

WINNERS	SCHOOL	TIME	
1st <u>Jill Cochrun</u>	<u>SO</u>	<u>16.6</u>	
2nd <u>Linda Henderson</u>	<u>WO</u>	<u>18.0</u>	
3rd _____	_____	_____	Head Timer
4th _____	_____	_____	
5th _____	_____	_____	
6th _____	_____	_____	Official Scorer

BRUIN TRACK

RUNNING EVENT 400m - Women

DATE April 4, 1987

NAME	SCHOOL	LANE	TIME	PLACE
Brenda Thwait Sandy Loop	WO	3	63.7	4
Kris Russel	SO	4	60.9	2
Marta Shields	GF	5	60.6	1
Kathy Staat Staat	SO	6	63.2	3
Elaine Haworth	GF	7		
Tracy Bullis	WO	8		

WINNERS	SCHOOL	TIME	
1st <u>Marta Shields</u>	<u>GF</u>	<u>1:00.6</u>	
2nd <u>Kris Russell</u>	<u>SO</u>	<u>1:00.9</u>	
3rd <u>Kathy Staat</u>	<u>SO</u>	<u>1:03.2</u>	Head Timer
4th <u>Brenda Thwait</u>	<u>WO</u>	<u>1:03.7</u>	
5th _____	_____	_____	
6th _____	_____	_____	Official Scorer

BRUIN TRACK

RUNNING EVENT 100m - Women

DATE April 4, 1987

NAME	SCHOOL	LANE	TIME	PLACE
Sheron Wegener	WO	4	13.1	1
Jill Cochran	SO	5	14.1	2
Kelly Wright	WO	6		

WINNERS	SCHOOL	TIME	
1st <u>Sheron Wegener</u>	<u>WO</u>	<u>13.1</u>	Head Timer
2nd <u>Jill Cochran</u>	<u>SO</u>	<u>14.1</u>	
3rd _____	_____	_____	
4th _____	_____	_____	Official Scorer
5th _____	_____	_____	
6th _____	_____	_____	

BRUIN TRACK

RUNNING EVENT 800m Women

DATE April 4, 1987

NAME	SCHOOL	LANE	TIME	PLACE
Debbie Hoffer	SO	1		
Melanie Springer	GF	2	2:28.8	4
SANDY LOOP Brenda Thwaite	WO	3	2:20.8	1
K. O'Leary	WO	4	2:24.4	3
Julie Dimick	WO	5	2:21.4	2

	WINNERS	SCHOOL	TIME
1st	<u>Sandy Loop</u>	<u>WO</u>	<u>2:20.8</u>
2nd	<u>Julie Dimick</u>	<u>WO</u>	<u>2:21.4</u>
3rd	<u>K. O'Leary</u>	<u>WO</u>	<u>2:24.4</u> Head Timer
4th	<u>Melanie Springer</u>	<u>GF</u>	<u>2:28.8</u>
5th	<u>~~~~~</u>	<u>~~~~~</u>	<u>~~~~~</u>
6th	<u>~~~~~</u>	<u>~~~~~</u>	<u>~~~~~</u> Official Scorer

BRUIN TRACK

RUNNING EVENT 400m IH - Women

DATE April 4, 1987

NAME	SCHOOL	LANE	TIME	PLACE
Linda Henderson	WO	3	1:17.2	2
Lenny Wallace	SO	4	1:10.6	1
Kris Russell	SO	5		
[Redacted]	SO	6		
Sharon Jensen	WO	6		

WINNERS	SCHOOL	TIME	
1st <u>Lenny WALLACE</u>	<u>SO</u>	<u>1:10.6</u>	
2nd <u>Linda Henderson</u>	<u>WO</u>	<u>1:17.2</u>	
3rd _____	_____	_____	Head Timer
4th _____	_____	_____	
5th <u>X</u> <u>X</u>	<u>X</u> <u>X</u>	<u>X</u>	
6th _____	_____	_____	Official Scorer

BRUIN TRACK

RUNNING EVENT 200m - Women

DATE April 4, 1987

NAME	SCHOOL	LANE	TIME	PLACE
Marta Shields	GF	3	26.3	2
Kathy Staat	SO	4	27.0	3
Sharon Wegener	WO	5	26.0	1
Elaine Haworth	GF	6		
Jill Cochran	SO	5	29.0	4
Kelly Wright	WO	8		

WINNERS	SCHOOL	TIME	
1st <u>Sharon Wegener</u>	<u>WO</u>	<u>26.0</u>	
2nd <u>Marta Shield</u>	<u>GF</u>	<u>26.3</u>	
3rd <u>Kathy Staat</u>	<u>SO</u>	<u>27.</u>	Head Timer
4th <u>Jill Cochran</u>	<u>SO</u>	<u>29</u>	
5th <u>X X</u>	<u>X X</u>	<u>X</u>	
6th <u>X X</u>	<u>X X</u>	<u>X</u>	Official Scorer

BRUIN TRACK

RUNNING EVENT 3000m - Women

DATE April 4, 1987

NAME	SCHOOL	LANE	TIME	PLACE
K. O'Leary	WO	1		
Tacy Cargiles	SO	2		
Kali Haverstock	GF	3	11:47.8	4
Debra Dick	WO	4	11:04.2	2
Diane Peterson	GF	5	d.n.f.	
Elaine Delsman	SO	6	10:58.8	1
Julie Donicla	WO	7		
Michelle Lang	GF	8	11:33.4	3

WINNERS	SCHOOL	TIME	
1st Elaine Delsman	SO	10:58.8	
2nd Debra Dick	WO	11:04.2	
3rd Michelle Lang	GF	11:33.4	Head Timer
4th Kali Haverstock	GF	11:47.8	
5th X X	X X	X	
6th X X	X X	X	Official Scorer

BRUIN TRACK

RUNNING EVENT 1600m RELAY - Women

DATE April 4, 1987

NAME	SCHOOL	LANE	TIME	PLACE
George Fox College		3		
Southern Oregon State College		4		
Western Oregon State College SHARON BENNETT AND SHERON Jensen Washburn, Wendouss		5	4:21.7	1

yes

WINNERS	SCHOOL	TIME	
1st _____	_____	_____	
2nd _____	_____	_____	
3rd _____	_____	_____	Head Timer
4th _____	_____	_____	
5th _____	_____	_____	
6th _____	_____	_____	Official Scorer

GEORGE FOX COLLEGE/LEWIS & CLARK COLLEGE

BROUW ALUMNI

Newberg, Oregon
April 11, 1987

WRESTL	PLACED	SCHOOL	TIME/DISTANCE	POINTS	GFC	L&C	ABS
WREST	1st Peips Daugherty 2nd Denise Fox 3rd Leslie Johnson	L&C GFC L&C	42' 7" 34' 27'	5 3 1		3/3	
WREST	1st Amy Bolger 2nd Sue Woolsey 3rd Kryn Dumas	L&C GFC L&C	5' 2" 3' 0" 1' 3"	5 3 1		3/6	8/1
WREST	1st Liz Ardinger Amy Folger Kari Larsen Nicola Perry	L&C	1:50.6	5		0/8	5/17
WREST	1st Shannon Ramsey 2nd Amy Folger 3rd Kryn Dumas	L&C L&C L. C.	15' 10" 14' 7" 14' 1/4"	5 3 2		0/5	5/15
WREST	1st Bernaine Lema 2nd Melinda Springer 3rd Michelle Lang	L&C GFC GFC	5:02.87 5:24.07 5:51.30	5 3 1		0/1	5/31
WREST	1st Liz Ardinger 2nd Jennifer Karna	L&C L&C	18.18 24.76	5 3		0/10	0/13
WREST	1st Nicola Perry 2nd Marie Shalida 3rd L/C Pinsky	L&C GFC L&C	57.74 1:07.09 1:03.62	5 3 1		3/13	0/15
WREST	Lachinae Fox 2nd Leslie Johnson	GFC L. C.	135' 138' 2"	5 3		3/18	3/18

WENT	PLACE	WORTH	FOUR DISTANCE	POINTS	WRT	TAC	ALD
00m	1st Kurt Larson 2nd Valerie Springer	LAC GTC	2:25.2 2:30.6	5 3		5/21	5/25
00m III	1st Michelle Lang	GTC	1:22.0	3		5/26	0/33
00m	1st Nicole Perry 2nd Martha Schaller 3rd Liz Anderson	LAC GTC LAC	26.63 27.44 28.62	5 3 1		3/29	0/59
00m III	1st Amy Volger 2nd Kris Simon	LAC LAC	32.6" 32.6 3/4"	3 3		0/28	8/67
00m	1st Diana Johnston 2nd ROLF Kewenbock 3rd Michelle Lang	GTC GTC GTC	11:59.38 12:06.34 1.5	5 3 1		9/30	0/67
00m SLAP	1st Terri Clark	LAC	1:17.39	5		0/30	5/72
00m	1st Paige Dougherty 2nd Liz Johnson	LAC GTC	1:30 1:39	5		0/30	5/77

BRUIN TRACK

RUNNING EVENT 1500m - women

DATE April 11, 1987

NAME	SCHOOL	LANE	TIME	PLACE
Laurie Underwood	LSC	1		
Susan Murray	LSC	2		
Michelle Lang	GFC ✓	18	5:31.39	3
Melanie Springer	GFC ✓	24	5:24.57	2
Jeanine Lama	LC ✓	3	5:02.87	1
Kali Haverstock	GFC	4		

WINNERS	SCHOOL	TIME	
1st <u>Jeanine Lama</u>	<u>LC</u>	<u>5:02.87</u>	
2nd <u>Melanie Springer</u>	<u>GFC</u>	<u>5:24.57</u>	
3rd <u>Michelle Lang</u>	<u>GFC</u>	<u>5:31.39</u>	Head Timer
4th 	 	 	
5th 	 	 	
6th 	 	 	Official Scorer

BRUIN TRACK

Event HIGH JUMP - WOMEN

Date April 11, 1987

Pole Vault and High Jump

4-4 4-6 4-8 4-10 5-0 5-2.5-6

Contestant	School	Ht.	Ht.	Ht.	Ht.	Ht.	Ht.	Ht.	Ht.	Ht.	Ht.
Melanie Springer	GFC	000									
Sue Woolsey	GFC			X	X	X	000				
Amy Bolger	L&C					O	OX	00			
Krys Duncan	L&C	00	X	X	OX	000					

Winners	School	Height	Field Judges
1st Amy Bolger	L&C	5'2"	_____
2nd Sue Woolsey	GFC	5'0"	_____
3rd Krys Duncan	L&C	4.8	_____
4th			_____
5th			_____
6th			_____
Official Scorer			_____

Key: - = Did not jump, 0 = Failed, X = Cleared

BRUIN TRACK

EVENT SHOT PUT - ~~WOMEN~~ 1:00 DATE April 11, 1987

Shot, Discus, Javelin, Hammer, Long Jump, Triple Jump

INVERSE ORDER

NAME	SCHOOL	TRIALS			FINALS			PLACE
		1	2	3	1	2	3	
✓ Leslie Johnson	L & C	27' ¹⁰	27' ³	27' ⁰	27''	27''	25''	3 RD 27''
✓ Denise Fox	GFC	31' ¹⁰	33' ⁰	34' ⁵	33''	33''	33' ⁹	2 ND 34'
5 Robyn Mann	L & C							
✓ Paige Daugherty	L & C	41' ⁵	42' ⁹	41'	41' ²	40' ¹⁰	—	1 ST 42'


WINNERS	SCHOOL	DISTANCE	
1st <u>PAIGE DAUGHERTY</u>	<u>LIC</u>	<u>42'9"</u>	Field Judge
2nd <u>DENISE FOX</u>	<u>G.F.C.</u>	<u>34'</u>	
3rd <u>LESLIE JOHNSON</u>	<u>L & C</u>	<u>27'</u>	
4th 	 	 	Official Scorer
5th 	 	 	
6th 	 	 	

BRUIN TRACK

EVENT LONG JUMP - WOMEN DATE April 11, 1987

Shot, Discus, Javelin, Hammer, Long Jump, Triple Jump

NAME	SCHOOL	TRIALS			FINALS			PLACE
		1	2	3	1	2	3	
Elaine Haworth	GFC							
Sue Woolsey	GFC ✓	S	13'4"	S	13'6"	S	S	—
Krys Duncan	L&C ✓	S	13'10 1/2"	14' 1/2"	13'9 1/2"	13'6 1/2"	14'3 1/4"	3 rd
Amy Bolger	L&C ✓	13'5 1/4"	13'6 1/2"	13'8"	13'11"	14'1"	S	2 nd
Sharon Reaney	L+C ✓	S	15'11 1/2"	14'10 1/2"	15'2 1/2"	S	S	1 st

WINNERS	SCHOOL	DISTANCE	
Sharon 1st Reaney	L+C	15' 11 1/2"	 Field Judge
Amy 2nd Bolger	L+C	14' 1"	
Krys 3rd Duncan	L+C	14 3/4"	
4th			
5th			
6th			Official Scorer

BRUIN TRACK

EVENT JAVELIN - WOMEN

DATE April 11, 1987

Shot, Discus, Javelin, Hammer, Long Jump, Triple Jump

NAME	SCHOOL	TRIALS			FINALS			PLACE
		1	2	3	1	2	3	
Sue Woolsey	GFC	84'3	/	/				
Denise Fox	GFC	119'9	121'3	/				2
Leslie Johnson	L&C	/	115'4	(128'2)				1
Denise Fox	GFC	-	-	-	/	127'6	(135')	1
Leslie Johnson	L&C	-	-	-	/	119'6	121'6	2

WINNERS	SCHOOL	DISTANCE	
1st <u>Denise Fox</u>	<u>GFC</u>	<u>135</u>	Field Judge
2nd <u>Leslie Johnson</u>	<u>L&C</u>	<u>128'2</u>	
3rd _____	_____	_____	
4th _____	_____	_____	Official Scorer
5th _____	_____	_____	
6th _____	_____	_____	

BRUIN TRACK

EVENT TRIPLE JUMP - WOMANDATE April 11, 1987

Shot, Discus, Javelin, Hammer, Long Jump, Triple Jump

NAME	SCHOOL	TRIALS			FINALS			PLACE
		1	2	3	1	2	3	
Kris Duncan	L&C	S	S	31'9"	31'7 3/4"	32'4 1/4"	S	2 nd
Amy Bolger	L&C	31'7"	S	30'9"	31'1 1/2"	S	32'6"	1 st

WINNERS	SCHOOL	DISTANCE	Field Judge
1st <u>Bolger</u>	<u>L+C</u>	<u>32'6"</u>	<u>[Signature]</u> Field Judge
2nd <u>Duncan</u>	<u>L+C</u>	<u>32'4 1/4"</u>	
3rd	 	 	Official Scorer
4th	 	 	
5th	 	 	
6th	 	 	

BRUIN TRACK

EVENT DISCUS - WOMEN

DATE April 11, 1987

Shot, Discus, Javelin, Hammer, Long Jump, Triple Jump

NAME	SCHOOL	TRIALS			FINALS			PLACE
		1	2	3	1	2	3	
Denise Fox	GFC							
Robyn Mann	L&C							
Paige Daugherty	L&C	107 ⁴	99 ³	—	113 ¹	—	—	113
Paula Wittenburg	Alum	—	—	109 ⁸	118 ⁹	—	109 ⁵	

WINNERS	SCHOOL	DISTANCE	
1st <u>PAIGE DAUGHERTY</u>	<u>LC</u>	<u>113</u>	<u>Denise Fox</u>
2nd _____	_____	_____	Field Judge
3rd _____	_____	_____	
4th _____	_____	_____	<u>Michael Williams</u>
5th _____	_____	_____	Official Scorer
6th _____	_____	_____	

Paula Wittenburg alum 118⁹

BRUIN TRACK

RUNNING EVENT 1600m RELAY - WOMEN

DATE April 11, 1987

NAME	SCHOOL	LANE	TIME	PLACE
Lewis & Clark		3	12:34	1
George Fox		4		

WINNERS	SCHOOL	TIME	
1st			Head Timer
2nd			
3rd			
4th			Official Scorer
5th			
6th			

BRUIN TRACK

RUNNING EVENT 3000m - WOMEN

DATE April 11, 1987

NAME	SCHOOL	LANE	TIME	PLACE
Laurie Underwood	L&C	1		
Kali Haverstock	GFC ✓	2	12:06:24	2
Michelle Lang	GFC ✓	3	N.T.	3
Diane Peterson	GFC ✓	4	11:59:38	1

WINNERS	SCHOOL	TIME	
1st <u>Diane Peterson</u>	<u>GFC</u>	<u>11:59:38</u>	
2nd <u>Kali Haverstock</u>	<u>GFC</u>	<u>12:06:24</u>	
3rd <u>Michelle Lang</u>	<u>GFC</u>	<u>N.T.</u>	Head Timer
4th			
5th			
6th			Official Scorer

BRUIN TRACK

RUNNING EVENT 400m IH - women

DATE April 11, 1987

NAME	SCHOOL	LANE	TIME	PLACE
Liz Ardinger	L&C	3		
Michelle Lang	GFC		1:22.00	1

WINNERS	SCHOOL	TIME
1st Michelle Lang	GFC	1:22.0
2nd _____	_____	_____
3rd _____	_____	_____
4th _____	_____	_____
5th _____	_____	_____
6th _____	_____	_____

Head Timer _____

Official Scorer _____

BRUIN TRACK

RUNNING EVENT 200m - WOMEN

DATE April 11, 1987

NAME	SCHOOL	LANE	TIME	PLACE
Marta Shields	GFC ✓	4	27.44	2
Nicole Perry	L&C ✓	5	26.66	1
Anderson, Elizabeth	L&C ✓	3	28.62	3

WINNERS	SCHOOL	TIME
1st <u>Nicole Perry</u>	<u>L&C</u>	<u>26.66</u>
2nd <u>Marta Shields</u>	<u>GFC</u>	<u>27.44</u>
3rd <u>Elizabeth Anderson</u>	<u>L&C</u>	<u>28.62</u>
4th 	 	
5th 	 	
6th 	 	

Head Timer

Official Scorer

BRUIN TRACK

RUNNING EVENT 800m - WOMEN

DATE April 11, 1987

NAME	SCHOOL	LANE	TIME	PLACE
Melanie Springer	GFC ✓	2	2:30.6	2
Meg Finaly	L&C	3		
Kari Larson	L&C ✓	4	2:25.2	1

WINNERS	SCHOOL	TIME	
1st <u>Kari Larson</u>	<u>L&C</u>	<u>2:25.2</u>	
2nd <u>Melanie Springer</u>	<u>GFC</u>	<u>2:30.6</u>	
3rd _____	_____	_____	Head Timer
4th _____	_____	_____	
5th _____	_____	_____	
6th _____	_____	_____	Official Scorer

BRUIN TRACK

RUNNING EVENT 400m - ~~WOMEN~~

DATE April 11, 1987

NAME	SCHOOL	LANE	TIME	PLACE
Jeannine Lama MEG FINALLY	L&C ✓	3	1:03:62	3
Marta Shields	GFC ✓	4	1:02:09	2
Nicole Perry	L&C ✓	5	57:74	1
Elaine Haworth	GFC ✓	6	1:02:57	4

WINNERS	SCHOOL	TIME	
1st Nicole Perry	L&C	57:74	
2nd Marta Shields	GFC	1:02:09	
3rd Meg Finally	L&C	1:03:62	Head Timer
4th 	 	 	
5th 	 	 	
6th 	 	 	Official Scorer

BRUIN TRACK

RUNNING EVENT 100m HH - WOMAN

DATE April 11, 1987

NAME	SCHOOL	LANE	TIME	PLACE
Liz Ardinger	L&C	4	18:10	1
Jennifer Kerns	L&C	5		2

WINNERS	SCHOOL	TIME	
1st <u>Liz Ardinger</u>	<u>L&C</u>	<u>18:18</u>	
2nd <u>Jennifer Kerns</u>	<u>L&C</u>	<u>21:31</u>	
3rd _____	_____	_____	Head Timer
4th _____	_____	_____	
5th _____	_____	_____	
6th _____	_____	_____	Official Scorer

BRUIN TRACK

RUNNING EVENT 400m RELAY - WOMEN

DATE April 11, 1987

NAME	SCHOOL	LANE	TIME	PLACE
(Ardinger, Bolger, Larsen Perry)	L&C	3		

WINNERS	SCHOOL	TIME	
1st Ardinger, Bolger	L&C	:50.6	
2nd Larsen, Perry			
3rd			Head Timer
4th			
5th			
6th			Official Scorer

WOMEN

GFC

L&C

11 213

ALUMS

1. Shot Put	3/3	6/6	
2. High Jump	3/6	6/12	
3. 400 m Relay	0/6	5/17	
4. Long Jump	0/6	9/26	
5. 1500 m	4/10	5/31	
6. 100m H#	0/10	8/39	
7. 400m	3/13	6/45	
8. Javelin	5/18	3/48	
9. 800 m	3/21	5/53	
10. 400 m IH	5/26	0/33	
11. 200m	3/29	6/59	
12. 3000m	9/38	0/59	
13. Triple Jump	0/38	8/67	
14. 1600m relay	0/38	5/72	
15. Discus	0/38	5/77	

GEORGE FOX COLLEGE/UNIVERSITY OF PUGET SOUND

Newberg, Oregon
April 18, 1987

EVENT	PLACE		SCHOOL	TIME/DISTANCE	POINTS	GFC	UPS
SHOT PUT	1st	Amy O'Herin	UPS	37' 11"	5		
	2nd	Denise Fox	GFC	33' 4"	3		
	3rd	Sherri Sanders	UPS	32' 9"	1	3/3	6/6
HIGH JUMP	1st	Mary Kusler	UPS	5' 2"	5		
	2nd	Sue Woolsey	GFC	5' 2"	3	3/6	5/11
LONG JUMP	1st	Patricia Whiteaker	UPS	16' 3½"	5	0/6	5/16
TRIPLE JUMP	1st	Patty Dukeminier	UPS	30' 1"	5	0/6	5/21
JAVELIN	1st	Patricia Perry	UPS	136' 4"	5		
	2nd	Denise Fox	GFC	129' 7"	3	3/9	5/26
400m Relay	no finish						
1500m	1st	Andrea Perry	UPS	4:56.5	5		
	2nd	Heidi Wendell	UPS	5:01.0	3	0/9	8/34
100m HH	1st	Mary Kusler	UPS	15.3	5	0/9	5/39
400m	1st	Marta Shields	GFC	1:00.7	5		
	2nd	Rennie Cohan	UPS	1:01.4	3		
	3rd	Patricia Dukeminier	UPS	1:03.4	1	5/14	4/43
100m	1st	Patricia Whitaker	UPS	12.8	5		
	2nd	Karen Boerger	UPS	13.0	3		
	3rd	Teresa Donnelly	UPS	13.5	1	0/14	9/52
200m	1st	Marta Shields	GFC	26.7	5		
	2nd	Patrice Whitaker	UPS	26.8	3		
	3rd	Karen Boerger	UPS	27.8	1	5/19	4/56
800m	1st	Emily Smith	UPS	2:21.0	5		
	2nd	Melanie Springer	GFC	2:21.6	3		
	3rd	Maureen Hankinson	UPS	2:24.6	1	3/22	6/62
400m IH	1st	Mary Kusler	UPS	1:03.8	5	0/22	5/67
3000m	1st	Molly Ostland	UPS	10:41.0	5		
	2nd	Heidi Wendel	UPS	11:05.3	3		
	3rd	Michelle Lang	GFC	11:46.7	1	1/23	8/75

Discus	1st	Amy O'Herin	UPS	124'4"	5		
	2nd	Sherri Sanders	UPS	97'1"	3		
	3rd	Beth Druffel	UPS	87'8"	1	0/23	9/84
1600m Relay	1st	Holleman, Anderson Dukeminier, Kyster	UPS	4:12.7	5	0/23	5/89
	2nd	Whitaker, Smith Cohen, Donnelly	UPS	4:49.0			

GEORGE FOX COLLEGE
WOMEN'S TRACK & FIELD RECORDS
5-15-86

<u>EVENT</u>	<u>MARK</u>	<u>NAME</u>	<u>YEAR</u>
100m	11.9	Jackie Jackson	1981
200m	24.6	Joyce Yates	1979
400m	56.22 ET	Shavon Dennis	1980
800m	2:20.1	Key Mattson	1983
1500m	4:49.4	Eileen McDougal	1979
3000m	10:55.9	Nancy Roley	1983
5000m	19:09.4	Nancy Roley	1986
10,000m	40:33.7	Nancy Roley	1986
100m Hurdles	15.17 ET	Karen Maxwell	1980
400m Hurdles	1:05.0	Karen Maxwell	1980
400m RELAY	49.3	Jacque Davis Shavon Dennis Karen Maxwell Jacquie Williams	1980
1500m RELAY	4:02.4	Nora Thompson Jacquie Williams Karen Maxwell Jackie Jackson	1981
Long Jump	17-5	Jacquie Williams	1980
High Jump	5-3 1/4	Melody Groenevald	1983
Shot	42-2 1/2	Karen Gurske	1981
Discus	151-1	Paula Witterberg	1986
Javelin	154-10	Sue Banta	1977
Heptathlon	3355	Sue Woolsey	1985

<u>EVENT</u>	<u>MARK</u>	<u>NAME</u>	<u>YEAR</u>
400m Shuttle Hurdle RELAY	1:08	Nora Thompson Saundra Burns Lois Thomas Jacquie Williams	1981
800m Medley	1:52.4	Joyce Still 100 Valerie Hurliman 100 Lisa Pitts 200 Kay Mattson 400	1983
3200m RELAY	10:00.1	Kerry DeVries Jodi Peters Valerie Hurliman Kay Mattson	1983
Shot Put RELAY	98-2 3/4	Paula Wittenburg Cheryl Funk Sue Woolsey	1986
Javelin RELAY	285-5 298-0	Denise Fox Melanie Springer Sue Woolsey Cheryl Funk	1986 (1987)
High Jump RELAY	14-1/2	Karen Maxwell Jacquie Williams Saundra Burns	1980

Discus	1st	Amy O'Herin	UPS	124'4"	5		
	2nd	Sherri Sanders	UPS	97'1"	3		
	3rd	Beth Druffel	UPS	87'8"	1	0/23	9/84

1600m Relay	1st	Holleman, Anderson Dukeminier, Kyster	UPS	4:12.7	5	0/23	5/89
	2nd	Whitaker, Smith Cohen, Donnelly	UPS	4:49.0			

WOMEN

5 31
50

GFC UPS

1 High Jump	3/3 ²	5/5 ¹
2. Shot Put	3/6 ²	6/11 ¹⁻²
3. Long Jump	0/6	5/16 ¹
4 Triple Jump	0/6	5/21 ¹
5. Javelin	3/9 ³	5/26 ¹
6 400 m Relay	0/9	0/26
7 1500m	0/9	8/34 ¹
8 100m H/H	0/9	5/39
9 400m	5/14 ¹	4/43 ²
10 100m	0/14	9/52 ¹²
11 800m	3/17 ³	6/58 ¹
12 400 I H	0/17	5/63 ¹
13 200m	5/22 ¹	4/67 ²
14 3000m	1/23 ³	8/75 ¹¹
15 Discus	0/23	9/84
16 1600m Relay	0/23	5/89

BRUIN TRACK

RUNNING EVENT 1500m - Men

DATE April 18, 1987

NAME	SCHOOL	LANE	TIME	PLACE
✓ David Gallagher	UPS	1		3
✓ Randy Swigart	GFC	2		1
✓ Mark Brenna-	UPS	3		2
Paul Goetzinger	UPS	4		

WINNERS	SCHOOL	TIME	
1st <u>Randy Swigart</u>	<u>GFC</u>	<u>4:12.1</u>	
2nd <u>Mark Brenna</u>	<u>UPS</u>	<u>4:15.8</u>	
3rd <u>David Gallagher</u>	<u>UPS</u>	<u>4:34.9</u>	Head Timer
4th _____	_____	_____	
5th _____	_____	_____	
6th _____	_____	_____	Official Scorer

BRUIN TRACK

RUNNING EVENT 1600m RELAY - Women

DATE April 18, 1987

NAME	SCHOOL	LANE	TIME	PLACE
CEC		3		
UPS (Holleman, ^{Anderson} Donnelly , Dukaminer, Kuster)		43		1
UPS (Whitaker, Smith, Cohen, Anderson Donnelly)		54		2

WINNERS	SCHOOL	TIME	
1st _____	_____	_____	
2nd _____	UPS	4:12.7	
3rd _____	UPS	4:49.0	Head Timer
4th _____	_____	_____	
5th _____	_____	_____	
6th _____	_____	_____	Official Scorer

BRUIN TRACK

EVENT DISCUS - Women

DATE April 18, 1987

Shot, Discus, Javelin, Hammer, Long Jump, Triple Jump

NAME	SCHOOL	TRIALS			FINALS			PLACE
		1	2	3	1	2	3	
Sherri Sanders	UPS	90'8"	79'10"	(97'1")	93'6"	96'9"	97'	2
Amy O'Herin	UPS	114'4"	116'11"	(114'10")	—	(124'4")	123'	1
Beth Druffel	UPS	—	—	76'4"	75'7"	75'5"	(87'8")	3

WINNERS	SCHOOL	DISTANCE	
1st Amy O'Herin	UPS	124' 4"	Field Judge
2nd Sherri Sanders	UPS	97' 1"	
3rd Beth Druffel	UPS	87' 8"	
4th _____	_____	_____	Official Scorer
5th _____	_____	_____	
6th _____	_____	_____	

BRUIN TRACK

RUNNING EVENT 3000m - Women

DATE April 18, 1987

NAME	SCHOOL	LANE	TIME	PLACE
✓ Diane Peterson	GFC	1		4
✓ Kali Haverstock	GFC	2		6
✓ Michelle Lang	GFC	3		3
Maureen Hankinson ✓ Andrea Perry	UPS	4		5
✓ Heidi Wendel	UPS	5		2
✓ Molly Ostlund	UPS	6		1

WINNERS	SCHOOL	TIME	
1st <u>Molly Ostlund</u>	<u>UPS</u>	<u>10.41.0</u>	
2nd <u>Heidi Wendel</u>	<u>UPS</u>	<u>11.05.3</u>	
3rd <u>Michelle Lang</u>	<u>GFC</u>	<u>11.46.7</u>	Head Timer
4th _____	_____	_____	
5th _____	_____	_____	
6th _____	_____	_____	Official Scorer

BRUIN TRACK

RUNNING EVENT 200m - Women

DATE April 18, 1987

NAME	SCHOOL	LANE	TIME	PLACE
Marta Shields Eliane Haworth	GFC GFC	2		1
Karen Boerger Rennie Cahon	UPS UPS	3		3
Marta Shields Patricia Whitaker	GFC UPS	4		5
Teresa Donnelly Teresa Holleman	UPS UPS	5 6		2

WINNERS	SCHOOL	TIME	
1st <u>Marta Shields</u>	<u>GFC</u>	<u>0.26.7</u>	
2nd <u>Patrice Whitaker</u>	<u>UPS</u>	<u>0.26.8</u>	
3rd <u>Karen Boerger</u>	<u>UPS</u>	<u>0.27.8</u>	Head Timer
4th _____	_____	_____	
5th _____	_____	_____	
6th _____	_____	_____	Official Scorer

BRUIN TRACK

RUNNING EVENT 800m - Women

DATE April 18, 1987

NAME	SCHOOL	LANE	TIME	PLACE
Meliane Springer	GFC	2		2
Emily Smith	UPS	3		1
Maureen Hankinson	UPS	4		3
Patricia Anderson	UPS	5		5
Andrea Perry	UPS	6		4

WINNERS	SCHOOL	TIME	
1st <u>Emily Smith</u>	<u>UPS</u>	<u>2:21.0</u>	
2nd <u>Melanie Springer</u>	<u>GFC</u>	<u>2:21.6</u>	
3rd <u>Maureen Hankinson</u>	<u>UPS</u>	<u>2:24.6</u>	Head Timer
4th _____	_____	_____	
5th _____	_____	_____	
6th _____	_____	_____	Official Scorer

BRUIN TRACK

RUNNING EVENT 400m IH - Women

DATE April 18, 1987

NAME	SCHOOL	LANE	TIME	PLACE
✓ Mary Kusler	UPS	3	1:03.8	1

WINNERS	SCHOOL	TIME	
1st <u>MARY Kusler</u>	<u>UPS</u>	<u>1.03.8</u>	
2nd _____	_____	_____	
3rd _____	_____	_____	Head Timer
4th _____	_____	_____	
5th _____	_____	_____	
6th _____	_____	_____	Official Scorer

BRUIN TRACK

RUNNING EVENT 100m - Women

DATE April 18, 1987

NAME	SCHOOL	LANE	TIME	PLACE
✓ Patricia Whitaker	UPS	3		1
Eliane Haworth	GFC	4		
✓ Karen Boerger	UPS	5		2
✓ Teresa Donnelly	UPS	6		3

WINNERS	SCHOOL	TIME	
1st <u>Patricia Whitaker</u>	<u>UPS</u>	<u>12.8</u>	
2nd <u>Karen Boerger</u>	<u>UPS</u>	<u>13.0</u>	
3rd <u>Teresa Donnelly</u>	<u>UPS</u>	<u>13.5</u>	Head Timer
4th _____	_____	_____	
5th _____	_____	_____	
6th _____	_____	_____	Official Scorer

BRUIN TRACK

RUNNING EVENT 400m - Women

DATE April 18, 1987

NAME	SCHOOL	LANE	TIME	PLACE
Rennie Cohan Teresa Holleman	UPS	2		2
Marta Shields	GFC	3		1
Patricia Dukeminier	UPS	4		3
Rennie Cohan Teresa Donnelly	UPS	5		
Mary Krater	UPS	6		

WINNERS	SCHOOL	TIME	
1st <u>Marta Shields</u>	<u>GFC</u>	<u>1:00.7</u>	
2nd <u>Rennie Cohan</u>	<u>UPS</u>	<u>1:01.4</u>	
3rd <u>Patricia Dukeminier</u>	<u>UPS</u>	<u>1:03.4</u>	Head Timer
4th _____	_____	_____	
5th _____	_____	_____	
6th _____	_____	_____	Official Scorer

BRUIN TRACK

RUNNING EVENT 100m HH - Women

DATE April 18, 1987

NAME	SCHOOL	LANE	TIME	PLACE
✓ Mary Kusler	UPS	3		1

WINNERS	SCHOOL	TIME	
1st <u>Mary Kusler</u>	<u>UPS</u>	<u>15.3</u>	
2nd _____	_____	_____	
3rd _____	_____	_____	Head Timer
4th _____	_____	_____	
5th _____	_____	_____	
6th _____	_____	_____	Official Scorer

BRUIN TRACK

RUNNING EVENT 400m RELAY - Women

DATE April 18, 1987

NAME	SCHOOL	LANE	TIME	PLACE
UPS (Kusler, Donnelly, Bolger, Whitaker)		45	1:00 FINISH	

WINNERS	SCHOOL	TIME	
1st _____	_____	_____	
2nd _____	_____	_____	
3rd _____	_____	_____	Head Timer
4th _____	_____	_____	
5th _____	_____	_____	
6th _____	_____	_____	Official Scorer

BRUIN TRACK

EVENT JAVELIN - Women

DATE April 18, 1987

Shot, Discus, Javelin, Hammer, Long Jump, Triple Jump

NAME	SCHOOL	TRIALS			FINALS			PLACE
		1	2	3	1	2	3	
Denise Fox	GFC	134 ⁵	130 ⁸	124 ¹¹				
Patricia Perry	UPS	127 ⁶	128 ⁸	—				
Teresa Holleman	UPS	—	166 ¹	—				
MARY KUSLER	UPS	—	75 ⁰	—				
TERESA HOLLEMAN	UPS							
MARY KUSLER	UPS							
PATRICIA PERRY	UPS	120 ⁸	136 ⁴	132 ⁷				
DENISE FOX	GFC	—	107 ²	129 ⁷				

	WINNERS	SCHOOL	DISTANCE
1st	<u>PATRICIA PERRY</u>	<u>UPS</u>	<u>136⁴</u>
2nd	<u>DENISE FOX</u>	<u>GFC</u>	<u>129⁷ 134⁵</u>
3rd	_____	_____	_____
4th	_____	_____	_____
5th	_____	_____	_____
6th	_____	_____	_____

 Field Judge

 Official Scorer

BRUIN TRACK

EVENT TRIPLE JUMP - Women

DATE April 18, 1987

Shot, Discus, Javelin, Hammer, Long Jump, Triple Jump

NAME	SCHOOL	TRIALS			FINALS			PLACE
		1	2	3	1	2	3	
Patty Oukeminie	UP	29'6"	30'1"	29'10"	5	29'8"		1 st

WINNERS	SCHOOL	DISTANCE	
1st <u>Oukeminie</u>	<u>UP</u>	<u>30'1"</u>	
2nd _____	_____	_____	<u>W. Harper</u> Field Judge
3rd _____	_____	_____	
4th _____	_____	_____	Official Scorer
5th _____	_____	_____	
6th _____	_____	_____	

BRUIN TRACK

EVENT LONG JUMP - Women

DATE April 18, 1987

Shot, Discus, Javelin, Hammer, Long Jump, Triple Jump

NAME	SCHOOL	TRIALS			FINALS			PLACE
		1	2	3	1	2	3	
Patricia Perry <i>Patricia Whiteaker</i>	UPS	15'8 1/2"	16'3 1/2"	15'11 1/2"	—	—	—	1 st
Mary Kusler	UPS							
Sue Woolsey	GFC							
<i>Patty Dukeminier</i>	UPS	S	S	S				

	WINNERS	SCHOOL	DISTANCE	
1st	<i>Whiteaker</i>	UPS	16'3 1/2"	<i>M. Horgan</i> Field Judge
2nd	_____	_____	_____	
3rd	_____	_____	_____	
4th	_____	_____	_____	Official Scorer
5th	_____	_____	_____	
6th	_____	_____	_____	

BRUIN TRACK

Event HIGH JUMP - Women

Date April 18, 1987

Pole Vault and High Jump

4'2" 4'4" 4'6" 4'8" 4'10" 5'0" 5'2" 5'3 1/2"

Contestant	School	Ht.	Ht.	Ht.	Ht.	Ht.	Ht.	Ht.	Ht.	Ht.	Ht.
Patricia Perry	UPS										
✓ Mary Kusler	UPS	---	0	0	0	0	0	0	XXX	---	---
✓ Sue Woolsey	GFC	---	---	0	0	X0	X0	X0	XXX	---	---
Melenie Springer	GFC	XXX	---	---	---	---	---	---	---	---	---

X = Miss
O = Made

Winners	School	Height	
1st <i>Mary Kusler</i>	<i>UPS</i>	<i>5'2"</i>	<i>S. Galley</i> Field Judges <hr/> Official Scorer
2nd <i>Sue Woolsey</i>	<i>GFC</i>	<i>5'2"</i>	
3rd			
4th			
5th			
6th			

Key: - = Did not jump, 0 = Failed, X = Cleared

BRUIN TRACK

EVENT SHOT PUT - Women

DATE April 18, 1987

Shot, Discus, Javelin, Hammer, Long Jump, Triple Jump

NAME	SCHOOL	TRIALS			FINALS			PLACE
		1	2	3	1	2	3	
Sherrri Sanders ✓	GFC/UPS	5	30-10	(31-6)	31-10 1/2	31-9	(31-9)	3
Denise Fox ✓	GFC	30-8	31-5 1/2	(33-4)	31	31 1/2	31-10 1/2	2
Amy O'Herin ✓	UPS	36-9	(37-11)	5	37-9	37-8	37-10 1/2	1
Beth Dauffel ✓	UPS	26-2	(27-2)	27-1	25-1 1/2	25-1 1/2	26-1	4
Beth Dauffel	UPS	25-1 1/2	25-1 1/2	(26-1)				
Sherrri Sanders	UPS	31-10 1/2	31-9	(32-9)				
Denise Fox	GFC	31	(31-2)	31-10 1/2				
Amy O'Herin	UPS	37-9	37-8	(37-10 1/2)				

WINNERS	SCHOOL	DISTANCE	
1st Amy O'Herin	UPS	37-11"	Field Judge
2nd Denise Fox	GFC	33-4"	
3rd Sherrri Sanders	UPS	31-9"	
4th Beth Dauffel	UPS	27-2"	
5th _____	_____	_____	Official Scorer
6th _____	_____	_____	

OREGON SMALL COLLEGE RELAYS

Date: Saturday, March 14, 1987

Site: Willamette University

Women's Shot Put (no teams)

1. McDonald, WU, 37-8½ 2. Tomlinson, WOSC, 33-10½ 3. Buhler, UP, 31-6 4. Doyle, UP, 31-3½.

Women's High Hurdles

1. Western Oregon 55.5 Jensen 16.0, Eastland 18.1, Henderson 21.4
Others: Wardell PSU 17.5, Ardinger LCC 18.3, Kerns LCC 19.9

Men's Long Jump

1. Willamette 60-10½ Pooleon, 21-4¼, Connors, 19-10 3/4, Colleran, 19-7½
Others: Clark, WOSC, 20-4½, French, WOSC, 19-11, Doherty, PSU, 18-9¼, Ouellette, LCC, 21-2.

Men's High Hurdles

Willamette 46.8 Lapray, 15.4, Thomas, 15.7, Devyldere, 15.7
George Fox 47.3 Onua, 15.2, Cummins, 15.4, Eakin, 16.7
Others: Uhrich, UP, 16.7, Stickles, WOSC, 15.7, Cornes, WOSC, 15.8, Young, PSU, 16.4, Hodl, LC, 17.3, Grossnicklaus, LC, 17.9, Kelley, LCC, 16.5

Hammer

1. Western Oregon 442-7 Sorenson, 161-9, Moore, 141-10, Lydum, 139-0
2. Linfield 418-5 Kobow, 155-3, Dean, 146-5, Truax, 116-9
3. Willamette 384-10 Collins, 140-4, Sommer, 135-1, Williams, 109-5
Other: Watts, GFC, 148-10

Women's Discus

McDonald, WU, 124-8, Tomlinson, WOSC, 95-5

Men's Shot Put

1. Western Oregon 134-5½ Sorenson, 47-4½, Danko, 44-3½, Gorman, 42-9½
2. Willamette 129-9½ Collins, 47-10½, Cooley, 41-5 3/4, Pykkonen, 38-2½
3. Linfield 117-5½ Weaks, 38-9 3/4, Kobow, 39-8½, Truax, 37-11
Others: Majeskey, LCC, 35-½, Snider, LCC, 34-3 3/4, Boyer, PSU, 41-1¼, Lydum, PSU, 43-6½, Watts, GFC, 43-½.

Men's 4xMile Relay

1. U of Portland 18:14.4 Ruona, Cross, Bursell, Muller
2. Western Oregon 18:25.2 Reick, Jordan, Guza, Sele
3. Linfield 18:57.6 Voyles, Weisel, Frost, Tow
4. Lewis & Clark 19:42.0 Crandall, Abbruzzese, Blakemore, Gonzalez

Women's 4xMile Relay

1. Western Oregon 21:26.6 J. O'Leary, K. O'Leary, Dimick, Loop
2. U of Portland 21:36.7 Thorne, Mullin, Howard, Hillenkamp

Men's 4x100 Relay

1. Willamette 43.2 Willie, Reese, Scarce, Connors
2. Lewis & Clark 43.7 Ouellette, Beery, Kelley, Caine
3. Linfield 44.2 Melendy, Anderson, Fey, Brown
4. George Fox 44.3 Mueller, Cummins, Eakin, Onua
5. Portland St. 44.8 Cropp, Howell, Doherty, Young
6. Western Oregon 45.4 Hargett, Cornes, Biamont, Ussery

Women's 4x100 Relay

1. Western Oregon	50.6(NR)	Jensen, Eastland, Wright, Wegener
2. Lewis & Clark	51.2	Ardinger, Bolger, Larsen, Perry
3. Willamette	52.3	Wright, Payne, Brown, Blum

Women's Long Jump

Jensen, WOSC, 17-3/4, Wright, WU, 16-3 3/4, Bolger, LCC, 15-3/4, Dunkan, LCC, 14-3 1/4.

Women's Distance Medley

1. Portland State	12:27.3(NR)	Wardell, Siler, McNERney, Myra
2. Willamette	13:00.1	Blum, Boren, Cammack, Peterson
3. Western Oregon	13:30.0	Thwaite, Dimick, Bullis, Dick
4. George Fox	13:44.3	Shields, Springer, Lang, Petersen

Women's Javelin

1. Western Oregon	348-4	Osborn, 120-3, Gee, 113-2, Jensen, 114-11
2. Willamette	309-3	Buckmaster, 137-9, McDonald, 92-11, Lauman, 78-7
3. George Fox	298-0	Fox, 137-3, Springer, 81-4, Woosley, 79-5

Others: Benson, PSU, 143-3, Johnson, LCC, 118-6.

Men's Javelin

1. Linfield	518-11	Weeks, 180-8, Coste, 173-6, Garvey, 164-9
2. Willamette	495-2	Williams, 210-10, Healy, 150-2, Thomas, 134-2
3. George Fox	482-5	Watts, 173-5, Nickel, 166-3, Mueller, 142-9

Others: Newberry, PSU, 185-0, Snider, LCC, 137-10.

Men's Distance Medley

1. Western Oregon	10:33.0	Wood, Sele, Tilgner, Schrock
2. Willamette	10:37.3	Devyldere, Catton, Winn, Landeen
3. Lewis & Clark	10:40.3	Harris, Hartmann, Ritenhouse, Ares
4. Portland State	10:46.3	Kemphorn, Cantwell, Colburn, Howell
5. U of Portland	10:55.6	Holme, Beatty, Suchosky, Yearian
6. Linfield	11:19.0	Fey, Stanton, Carleson, Jacobson

Pole Vault

Willamette	36-6	Gile, 12-6, Rugroden, 12-0, Nebert, 12-0
------------	------	--

Others: Stickles, WOSC, 12-0, Eakin, GFC, 14-0, Nickell, GFC, 11-0.

Women's Sprint Medley

1. Western Oregon	1:54.4(NR)	Henderson, Eastland, Wegener, Wright
2. Willamette	1:56.6	Wright, Payne, Brown, Thomas

Men's Sprint Medley

1. Willamette	1:37.1	King, Officer, Reese, Willie
2. Linfield	1:38.4	Grossnicklaus, Ewing, Brown, Melendy
3. U of Portland	1:39.3	Uhrich, Beatty, Cooney, Fasulo
4. Western Oregon	1:41.1	Clark, Jacobs, Coblens, Watkins

Men's Discus

1. Willamette	410-11	Sommer, 141-8, Pykkonen, 131-6, Cooley, 128-9
2. Western Oregon	394-11	Sorenson, 147-10, Danko, 126-4, Lydum, 120-8
3. Linfield	349-6	Weeks, 124-8, Prestianni, 112-9, Truax, 112-1

Others: Kessi, UP, 121-7, Boyer, PSU, 140-10, Watts, GFC, 142-5, Nickell, GFC, 115-2.

Women's 4x880 Relay

1. Western Oregon	9:58.6	Loop, Thwaite, J. O'Leary, K. O'Leary
2. U of Portland	10:06.1	Howard, Rigutto, Thorne, Mullin

Men's High Jump

1. U of Portland	19-1(NR)	Howe, 6-7, McDowell, 6-4, Navonti, 6-2
2. Linfield	17-3	Melandy, 6-0, Hansen, 5-9, Tinnell, 5-6
Others: French, WOSC, 6-0, Cornes, WOSC, 5-9, Doherty, PSU, 6-0, Kliever, WU, 6-0, Connors, WU, 5-9.		

Women's High Jump

U of Portland	14-8(TiesR)	Doyle, 5-4, Buhler, 4-10, Whittig, 4-6
Others: Plaugge, WOSC, 4-10, Bolger, LCC, 5-2, Duncan, LCC, 4-3, Woolsey, GFC, 4-8.		

Men's 4x880 Relay

1. Western Oregon	7:51.8(NR)	Wood, Esse, McNealy, Tilgner
2. U of Portland	7:54.0	Thompson, Holmes, Muller, Miller
3. Lewis & Clark	8:20.4	Crandall, Ares, Hartmann, Ritenhouse
4. Linfield	8:32.0	Voyles, Stanton, Tow, Frost

Men's 4x220 Relay

1. Willamette	1:34.1	Thomas, Collieran, Lapray, Mespelt
2. Linfield	1:39.9	Brown, Fey, Ewing, Hodl

Women's 5000

1. Mortenson, LC, 19:51.1	2. Lang, GFC, 20:34.2	3. Bristow, LC, 20:54.2.
---------------------------	-----------------------	--------------------------

Men's 5000

1. Cross, UP, 15:05.3	2. Nault, UP, 15:52.8	3. Kamadoli, WU, 15:59.9	4. Kelly, WU, 16:00.2	5. Patershall, PSU, 16:22.8	6. Carleson, LC, 17:02.4	7. Graham, GFC, 17:25.1.
-----------------------	-----------------------	--------------------------	-----------------------	-----------------------------	--------------------------	--------------------------

Women's Mile Relay

1. Lewis & Clark	4:02.4	Lama, Finaly, Larsen, Perry
2. Western Oregon	4:03.7	Jensen, Thwaite, Wegener, Wright
3. Willamette	4:14.6	Brown, Boren, Cammack, Blum
4. George Fox	4:20.0	Woolsey, Haworth, Shields, Springer
5. Portland State	4:21.6	Wardell, Myra, Austin, Siler

Men's Mile Relay

1. Willamette	3:24.9	Mespelt, Connors, Pooleon, Scearce
2. George Fox	3:29.1	Mueller, Eakin, Cummins, Swigart
3. Western Oregon	3:29.1	Biamont, Sele, Esse, McNealy
4. Linfield	3:30.0	Melendy, Anderson, Fey, Grossnicklaus
5. Lewis & Clark	3:36.1	Caine, Ritenhouse, Gonzales, Ares
6. U of Portland	3:36.7	Fasulo, Cooney, Urich, Beatty

Schools participating: Portland State University PSU University of Portland UP
 Linfield College LC Lewis & Clark College LCC
 George Fox College GF Western Oregon State College WOSC
 Willamette University WU

OREGON SMALL COLLEGE RELAYS

Date: Saturday, March 14, 1987

Site: Willamette University

Women's Shot Put (no teams)

1. McDonald, WU, 37-8½ 2. Tomlinson, WOSC, 33-10¼ 3. Buhler, UP, 31-6 4. Doyle, UP, 31-3½.

Women's High Hurdles

1. Western Oregon 55.5 Jensen 16.0, Eastland 18.1, Henderson 21.4
Others: Wardell PSU 17.5, Ardinger LCC 18.3, Kerns LCC 19.9

Men's Long Jump

1. Willamette 60-10½ Pooleon, 21-4¼, Connors, 19-10 3/4, Colleran, 19-7½
Others: Clark, WOSC, 20-4½, French, WOSC, 19-11, Doherty, PSU, 18-9¼, Ouellette, LCC, 21-2.

Men's High Hurdles

Willamette 46.8 Lapray, 15.4, Thomas, 15.7, Devyldere, 15.7
George Fox 47.3 Onua, 15.2, Cummins, 15.4, Eakin, 16.7
Others: Uhrich, UP, 16.7, Stickles, WOSC, 15.7, Cornes, WOSC, 15.8, Young, PSU, 16.4, Hodl, LC, 17.3, Grossnicklaus, LC, 17.9, Kelley, LCC, 16.5

Hammer

1. Western Oregon 442-7 Sorenson, 161-9, Moore, 141-10, Lydum, 139-0
2. Linfield 418-5 Kobow, 155-3, Dean, 146-5, Truax, 116-9
3. Willamette 384-10 Collins, 140-4, Sommer, 135-1, Williams, 109-5
Other: Watts, GFC, 148-10

Women's Discus

McDonald, WU, 124-8, Tomlinson, WOSC, 95-5

Men's Shot Put

1. Western Oregon 134-5½ Sorenson, 47-4½, Danko, 44-3½, Gorman, 42-9½
2. Willamette 129-9½ Collins, 47-10½, Cooley, 41-5 3/4, Pykkonen, 38-2½
3. Linfield 117-5¼ Weaks, 38-9 3/4, Kobow, 39-8½, Truax, 37-11
Others: Majeskey, LCC, 35-½, Snider, LCC, 34-3 3/4, Boyer, PSU, 41-1¼, Lydum, PSU, 43-6½, Watts, GFC, 43-½.

Men's 4xMile Relay

1. U of Portland 18:14.4 Ruona, Cross, Bursell, Muller
2. Western Oregon 18:25.2 Reick, Jordan, Guza, Sele
3. Linfield 18:57.6 Voyles, Weisel, Frost, Tow
4. Lewis & Clark 19:42.0 Crandall, Abbruzzese, Blakemore, Gonzalez

Women's 4xMile Relay

1. Western Oregon 21:26.6 J. O'Leary, K. O'Leary, Dimick, Loop
2. U of Portland 21:36.7 Thorne, Mullin, Howard, Hillenkamp

Men's 4x100 Relay

1. Willamette 43.2 Willie, Reese, Scarce, Connors
2. Lewis & Clark 43.7 Ouellette, Beery, Kelley, Caine
3. Linfield 44.2 Melendy, Anderson, Fey, Brown
4. George Fox 44.3 Mueller, Cummins, Eakin, Onua
5. Portland St. 44.8 Cropp, Howell, Doherty, Young
6. Western Oregon 45.4 Hargett, Cornes, Biamont, Ussery

Women's 4x100 Relay

1. Western Oregon	50.6(NR)	Jensen, Eastland, Wright, Wegener
2. Lewis & Clark	51.2	Ardinger, Bolger, Larsen, Perry
3. Willamette	52.3	Wright, Payne, Brown, Blum

Women's Long Jump

Jensen, WOSC, 17-3/4, Wright, WU, 16-3 3/4, Bolger, LCC, 15-3/4, Dunkan, LCC, 14-3 1/4.

Women's Distance Medley

1. Portland State	12:27.3(NR)	Wardell, Siler, McNerney, Myra
2. Willamette	13:00.1	Blum, Boren, Cammack, Peterson
3. Western Oregon	13:30.0	Thwaite, Dimick, Bullis, Dick
4. George Fox	13:44.3	Shields, Springer, Lang, Petersen

Women's Javelin

1. Western Oregon	348-4	Osborn, 120-3, Gee, 113-2, Jensen, 114-11
2. Willamette	309-3	Buckmaster, 137-9, McDonald, 92-11, Lauman, 78-7
3. George Fox	298-0	Fox, 137-3, Springer, 81-4, Woosley, 79-5

Others: Benson, PSU, 143-3, Johnson, LCC, 118-6.

Men's Javelin

1. Linfield	518-11	Weeks, 180-8, Coste, 173-6, Garvey, 164-9
2. Willamette	495-2	Williams, 210-10, Healy, 150-2, Thomas, 134-2
3. George Fox	482-5	Watts, 173-5, Nickel, 166-3, Mueller, 142-9

Others: Newberry, PSU, 185-0, Snider, LCC, 137-10.

Men's Distance Medley

1. Western Oregon	10:33.0	Wood, Sele, Tilgner, Schrock
2. Willamette	10:37.3	Devyldere, Catton, Winn, Landeen
3. Lewis & Clark	10:40.3	Harris, Hartmann, Ritenhouse, Ares
4. Portland State	10:46.3	Kemphorn, Cantwell, Colburn, Howell
5. U of Portland	10:55.6	Holme, Beatty, Suchosky, Yearian
6. Linfield	11:19.0	Fey, Stanton, Carleson, Jacobson

Pole Vault

Willamette	36-6	Gile, 12-6, Rugroden, 12-0, Nebert, 12-0
------------	------	--

Others: Stickles, WOSC, 12-0, Eakin, GFC, 14-0, Nickell, GFC, 11-0.

Women's Sprint Medley

1. Western Oregon	1:54.4(NR)	Henderson, Eastland, Wegener, Wright
2. Willamette	1:56.6	Wright, Payne, Brown, Thomas

Men's Sprint Medley

1. Willamette	1:37.1	King, Officer, Reese, Willie
2. Linfield	1:38.4	Grossnicklaus, Ewing, Brown, Melendy
3. U of Portland	1:39.3	Uhrich, Beatty, Cooney, Fasulo
4. Western Oregon	1:41.1	Clark, Jacobs, Coblens, Watkins

Men's Discus

1. Willamette	410-11	Sommer, 141-8, Pykkonen, 131-6, Cooley, 128-9
2. Western Oregon	394-11	Sorenson, 147-10, Danko, 126-4, Lydum, 120-8
3. Linfield	349-6	Weeks, 124-8, Prestianni, 112-9, Truax, 112-1

Others: Kessi, UP, 121-7, Boyer, PSU, 140-10, Watts, GFC, 142-5, Nickell, GFC, 115-2.

Women's 4x880 Relay

1. Western Oregon 9:58.6 Loop, Thwaite, J. O'Leary, K. O'Leary
 2. U of Portland 10:06.1 Howard, Rigutto, Thorne, Mullin

Men's High Jump

1. U of Portland 19-1(NR) Howe, 6-7, McDowell, 6-4, Navonti, 6-2
 2. Linfield 17-3 Melandy, 6-0, Hansen, 5-9, Tinnell, 5-6
 Others: French, WOSC, 6-0, Cornes, WOSC, 5-9, Doherty, PSU, 6-0, Kliewer, WU, 6-0, Connors, WU, 5-9.

Women's High Jump

U of Portland 14-8(TiesR) Doyle, 5-4, Buhler, 4-10, Whittig, 4-6
 Others: Plaugge, WOSC, 4-10, Bolger, LCC, 5-2, Duncan, LCC, 4-3, Woolsey, GFC, 4-8.

Men's 4x880 Relay

1. Western Oregon 7:51.8(NR) Wood, Esse, McNealy, Tilgner
 2. U of Portland 7:54.0 Thompson, Holmes, Muller, Miller
 3. Lewis & Clark 8:20.4 Crandall, Ares, Hartmann, Ritenhouse
 4. Linfield 8:32.0 Voyles, Stanton, Tow, Frost

Men's 4x220 Relay

1. Willamette 1:34.1 Thomas, Collieran, Lapray, Mespelt
 2. Linfield 1:39.9 Brown, Fey, Ewing, Hodl

Women's 5000

1. Mortenson, LC, 19:51.1 2. Lang, GFC, 20:34.2 3. Bristow, LC, 20:54.2.

Men's 5000

1. Cross, UP, 15:05.3 2. Nault, UP, 15:52.8 3. Kamadoli, WU, 15:59.9 4. Kelly, WU, 16:00.2
 5. Paterhall, PSU, 16:22.8 6. Carleson, LC, 17:02.4 7. Graham, GFC, 17:25.1.

Women's Mile Relay

1. Lewis & Clark 4:02.4 Lama, Finaly, Larsen, Perry
 2. Western Oregon 4:03.7 Jensen, Thwaite, Wegener, Wright
 3. Willamette 4:14.6 Brown, Boren, Cammack, Blum
 4. George Fox 4:20.0 Woolsey, Haworth, Shields, Springer
 5. Portland State 4:21.6 Wardell, Myra, Austin, Siler

Men's Mile Relay

1. Willamette 3:24.9 Mespelt, Connors, Pooleon, Searce
 2. George Fox 3:29.1 Mueller, Eakin, Cummins, Swigart
 3. Western Oregon 3:29.1 Biamont, Sele, Esse, McNealy
 4. Linfield 3:30.0 Melandy, Anderson, Fey, Grossnicklaus
 5. Lewis & Clark 3:36.1 Caine, Ritenhouse, Gonzales, Ares
 6. U of Portland 3:36.7 Fasulo, Cooney, Urich, Beatty

Schools participating: Portland State University PSU University of Portland UP
 Linfield College LC Lewis & Clark College LCC
 George Fox College GF Western Oregon State College WOSC
 Willamette University WU

UNIVERSITY OF WASHINGTON
Sports Information Department (206) 543-2230
Chuck Niemi, Asst. AD/SID
Jeanne Grainger/Chip Lydum/Don Meucci, Asst. SIDs
(Track--Dan Lepse)

March 21, 1987

HUSKY TRACK & FIELD CLASSIC @Husky Stadium, Saturday, March 21, 1987

WOMEN'S LONG JUMP-- 1. Kendra Keller, UW, 18-10 (5.74); 2. Angie Tasker, UW, 17-11 (5.46); 3. Jennifer Nacrelli, UW, 16-5 ½ (5.02); 4. Shelly Borovich, WWU, 16-4 ½ (4.99); 5. Maria Young, unatt., 15-9 ¼ (4.81); 6. Liesl Bohn, ECC, 13-1 (3.99).

MEN'S HAMMER THROW-- 1. Neil Kneip, unatt., 206-7 (62.97); 2. Eric Johnson, UW, 177-11 (54.23); 3. Sam Maxwell, UW, 167-11 (51.90); 4. Jon Torrence, WWU, 161-3 (49.17); 5. Ray Phinney, UPS, 150-1 (45.77); 6. Dave Elkins, GF, 141-3 (43.06). *Mike wants 42.24*

MEN'S 10,000 METER RUN-- 1. Jim Reinke, UW, 29:57.2; 2. Mike Smith, unatt., 30:58.2; 3. Steve Tollaun, WWU, 31:18.6; 4. Doug Welch, UW, 31:42; 5. Dave Colburn, PSU, 31:56.5; 6. Brad James, UW, 32:03.0; 7. Dave Beller, GRCC, 33:10.6; 8. Paul Gootziuger, PSU, 33:43.8; 9. Jereney Rene, UW, 33:57.6; 10. Steve Duncan, GRCC, 36:16.5.

WOMEN'S 10,000 METER RUN-- 1. Debbie Myra, PSU, 33:51.4 (NCAA Qualifying Standard); 2. LeAnn McNeary, PSU, 43:11.1; 3. Kali Haverstick, GFC, 43:47.7.

MEN'S 4 X 100 RELAY-- 1. Washington (Boher, Shugarts, Richmond, Gary), 42.5 2. Green River CC (Ward, Rutherford, Helles, Coleman), 42.7; 3. Highline CC (Kunst, Newby, Cleland, Hog), 43.9; 4. Tacoma CC (Bailey, Dureitz, Williams, Turner), 45.5; Disqualified-Simon Fraser (Lock, Levy, Spence, Dwyer), 43.7

WOMEN'S 4 X 100 RELAY-- 1. Washington (Keller, Tasker, Naculli, O'Connell), 49.9.

WOMEN'S HIGH JUMP-- 1. Vicki Borsheim, UW, 5-11 ½ (1.81)(Pac-10 qualifying standard); 2. Liz Harris, unatt., 5-6 ½ (1.69); 3. Lori Fair, BCC, 5-0 ½ (1.54).

MEN'S 3000 METER STEEPLECHASE-- 1. Kevin Flanagan, UW, 9:18.8; 2. Gregg Bronn, UW, 9:28.2; 3. Hugh Weber, WWU, 9:49.6; 4. Matt Ruhl, WWU, 9:56.3; 5. Dave Dunham, unatt., 9:59.7.

WOMEN'S 1500 METER RUN-- 1. Sandra Gregg, CNW, 4:31.6; 2. Sarah Bolender, UW, 4:32.6; 3. Janika Peterson, UW, 4:40.1; 4. Lia Shierk, UW, 4:49.2; 5. Carlene Urrutia, UW, 4:51.0; 6. Jennifer Hallot, WWU, 5:00.9; 7. Heidi Wendel, UPS, 5:03.9; 8. Melanie Springer, GFC, 5:12.9.

WOMEN'S JAVELIN-- 1. Helena Usatilo, UW, 177-11 (54.22)(NCAA Qualifying Standard); 2. Karen Murray, VOC, 164-6 (50.15); 3. Diana Carr, unatt., 162-5 (49.52); 4. Shelly Sanford, UW, 160-6 (48.92); 5. Kristy Evans, VTF, 160-1 (48.81); 6. Ginger Ferguson, UW, 146-4 (44.61). *Denise Fox 43.26*

MEN'S 1500 METER RUN (Heat I)-- 1. Matt Donnelly, UW, 3:50.4; 2. Mike Michael, unatt., 3:53.5; 3. Saul Kinderas, unatt., 3:54.6; 4. Eric Engelstone, UW, 3:55.0; 5. T.T. Roe, UW, 3:56.8; 6. Jeff Moulton, WWU, 3:58.2; 7. Dan Lehr, UW, 3:58.4; 8. Dave Molesh, WWU, 4:06.9; 9. Jeff Sloan, HCC, 4:30.6.

MEN'S 1500 METER RUN (Heat II)-- 1. Chris Riley, GRCC, 4:04.9; 2. Paul Keire, UW, 4:07.1; 3. Barry McMongale, WWU, 4:07.2; 4. Kevin McMurray, UW, 4:08.5; 5. Randy Swigart, GFC, 4:09.2; 6. Ben Colling, unatt., 4:09.3; 7. Gary Strand, unatt., 4:09.9; 8. John Greengo, SCC, 4:11.7; 9. Luis Gomez, UW, 4:13.3; 10. Nick Dippolito, BCC, 4:18.9; 11. John Russell, HCC, 4:20.5; 12. Tim Graham, GFC, 4:24.8; 13. Tim Vandervlugt, HCC, 4:36.6. *Tim sick*

MEN'S 110 METER HURDLES (Heat I)-- 1. Adolphus Onua, GFC, 14.5; 2. Brent Rutherford, unatt., 14.6; 3. Bill Richmond, UW, 14.7; 4. John Belford, unatt., 14.9; 5. Mark Hale, UW, 16.7; 6. Elliott Forsyth, UW, 18.2.

MEN'S 110 METER HURDLES (Heat II)-- 1. Scott Cummins, GFC, 15.6; 2. Todd Henson, WWU, 15.7; 3. Anderson Ware, BCC, 15.8; 4. Brent Wheeler, unatt., 15.8; 5. Casey Campbell, HCC, 16.0; 6. Tony Craven, UW, 16.0.

MEN'S 110 METER HURDLES (Heat III)-- 1. Artie Dureitz, TCC, 16.2; 2. Dan Hemmen, WWU, 16.5; 3. Greg Phoenix, SFU, 16.7; 4. John Arlt, CWU, 16.8; 5. John Harris, WWU, 17.6,

HUSKY TRACK & FIELD CLASSIC RESULTS (Cont.)

2-2-2-2

MEN'S LONG JUMP-- 1. Mike Jones, GRCC, 22-9 $\frac{1}{4}$ (6.94); 2. Richard Caxton, unatt., 21-8 $\frac{3}{4}$ (6.62); 3. Jesse Wifte, unatt., 21-3 $\frac{1}{4}$ (6.48); 4. Kevin Moxpes, UPS, 20-7 $\frac{3}{4}$ (6.29); 5. Ben Bushieb, CWU, 20-7 $\frac{3}{4}$ (6.29); 6. Greg Phoenix, SJU, 20-2 $\frac{1}{4}$ (6.15)

POLE VAULT-- 1. Vaughn Stehr, unatt., 14-1 (4.30); 2. Rod Eakin, GFC, 13-5 (4.10); 3. Tony Anderman, ECC, 13-5 (4.10); 4. Rick Baggett, SSS, 13-1 $\frac{1}{2}$ (4.00); 5. Tom Dixon, 13-1 $\frac{1}{2}$ (4.00).

WOMEN'S 100 METER HURDLES-- 1. Kendra Keller, UW, 15.3; 2. Mary Kusler, UPS, 15.9; 3. Jennifer Nacrelli, UW, 17.3; 4. Megan Neary, WWU, 17.5; 5. Marcie Smith, BCC, 25.0.

WOMEN'S 400 METER DASH(Heat I)-- 1. Donna Dennis, unatt., 56.5; 2. Rachel Bush, unatt., 57.9; 3. Cheryl Siegman, unatt., 59.4; 4. Angela Downing, GRCC, 6.05; 5. Pam Langan, WWU, 61.9.

WOMEN'S 400 METER DASH(Heat II)-- 1. Marta Shields, GFC, 60.6; 2. Cathy O'Connell, UW, 61.1; 3. Marie Young, unatt., 61.3; 4. Kristi Bergesen, UW, 61.6; 5. Karen Olsen, WWU, 65.4.

MEN'S 400 METER DASH(Heat I)-- 1. Todd Schutte, SIU, 48.4; 2. Tracy Daugherty, UPS, 49.4; 3. Scott Haxelton, UW, 49.5; 4. Jay Jamerson, UW, 49.5; 5. Paul Thola, SFU, 50.7; 6. Homer Levy, SFU, 51.5.

MEN'S 400 METER DASH (Heat II)-- 1. Charles Tennant, SIU, 49.6; 2. Paul Hospenthal, UPS, 50.1; 3. Bud Marshall, GRCC, 50.4; 4. Teo Smith, UW, 50.4; 5. Sasha Nagy, SFU, 51.1; 6. Tim Conley, GFC, 51.4.

MEN'S 400 METER DASH (Heat III)-- 1. Brent Jones, unatt., 50.4; 2. Thayne Chaumell, UPS, 50.5; 3. Matt Hogg, HCC, 50.8; 4. Chris Peddie, UW, 51.1; 5. Tim Adams, WWU, 52.8; 6. Fred Hembry, unatt., 52.8.

WOMEN'S 100 METER DASH-- 1. Holly Watson, WWU, 12.3; 2. Angie Tasker, UW, 12.4; 3. Esrenee Cunningham, UW, 12.6; 4. Megan Angier, unatt., 14.5.

MEN'S 100 METER DASH--(Heat I)-- 1. Lee Gordon, unatt., 10.6; 2. Mike Dwyer, SFU, 10.8; 3. Art Ballard, BCC, 10.9; 4. Chris Lock, SFU, 11.0; 5. David Mueller, GFC, 11.8; 6. Whit Finks, unatt., 11.8.

MEN'S 100 METER DASH (Heat II)-- 1. Steve Bohree, UW, 11.2; 2. Bob Gary, UW, 11.3; 3. Leroy Johnson, Navy, 11.5; 4. Kevin Hayles, unatt., 11.6; 5. Bill Stenlund, CWU, 11.6.

MEN'S 100 METER DASH (Heat III)-- 1. Wayne Ward, GRCC, 10.9; 2. Greg Shugarts, UW, 11.2; 3. Randy Kalmbach, ECC, 11.4; 4. Thomas Ashley, ECC, 11.5.

MEN'S 100 METER DASH (Heat IV)-- 1. Rob Soo, WWU, 11.5; 2. Brian Mechling, unatt., 11.9; 3. Jerome Vines, WWU, 12.0; 4. Phil Jentoff, WWU, 12.2; 5. Matt Lumaden, ECC, 14.2.

WOMEN'S 800 METER RUN-- 1. Sara Bolender, UW, 2:11.4 (Pac-10 qualifying standard); 2. Mary Dong, unatt., 2:11.5; 3. Laura Farias, UW, 2:12.7; 4. Sandra Gregg, CNW, 2:15.5; 5. Kathy Miller, WWU, 2:18.0; 6. Val Stocker, UW, 2:19.1; 7. Janika Peterson, UW, 2:21.4; 8. Kirby McClelland, UW, 2:24.3; 9. Jennifer Hallett, WWU, 2:27.3; 10. Mary Hurson, UW, 2:29.7.

MEN'S 800 METER RUN (Heat I)-- 1. Todd Bearny, HCC, 1:54.5; 2. Cleave Odgaard, UW, 1:57.8; 3. Randy Swigart, GFC, 1:59.7; 4. Brian Jacobsen, GRCC, 1:59.9; 5. Allen Carbert, HCC, 2:08.3.

MEN'S 800 METER RUN (Heat II)-- 1. Wes Qibley, HCC, 1:56.5; 2. Steve Jackson, unatt., 1:57.6; 3. Andy Gilchrist, UW, 1:57.6; 4. Brian Grierke, UW, 1:59.2; 5. Todd Peckham, WWU, 2:00.3; 6. Paul Keire, UW, 2:02.8.

MEN'S 800 METER RUN (Heat III)-- 1. Barry Hutchinson, WWU, 2:00.5; 2. Kevin Doran, UW, 2:01.5; 3. Everett, Owen, HCC, 2:05.8; 4. Daryl Cox, BCC, 2:20.1.

MEN'S JAVELIN-- 1. Mark Babich, unatt., 231-8 (70.62); 2. Ron Uhl, unatt., 211-11 (64.60); 3. Darryl Roberson, UW, 208-9 (63.62); 4. Doug Cooper, unatt., 206-3 (62.86); 5. Mike Olina, CWU, 205-1 (62.50); 6. Mike Watts, GFC, 184-5 (56.22).

David Nickel

45.17

HUSKY TRACK & FIELD CLASSIC RESULTS (Cont.)

3-3-3-3

WOMEN'S 400 METER HURDLES-- 1. Cheryl Wardell, PSU, 65.6; 2. Jennifer Nacrelli, UW, 65.8; 3. Mary Kusler, UPS, 66.6; 4. Marci Smith, BCC, 68.3; 5. Annette Sommers, unatt., 69.3; 6. Lori Fair, BCC, 71.4.

MEN'S 400 METER HURDLES (Heat I)-- 1. Chuck Desmith, BCC, 54.9; 2. Mark Hale, UW, 54.9; 3. Bill Richmond, UW, 55.4; 4. Brent Wheeler, unatt., 55.6; 5. Brian Brendel, UPS, 57.2; 6. Casey Campbell, HCC, 57.8. *Scott Cummins 58.8*

MEN'S 400 METER HURDLES (Heat II)-- 1. Daren Monroe, BCC, 55.7; 2. Tony Craven, UW, 55.9; 3. John Arlt, CWU, 56.2; 4. Dan Hemmen, WWU, 58.1; 5. Alan Skay, WWU, 58.4; 6. Mike Cleland, HCC, 59.7; 7. Mike Jones, GRCC, 61.8.

MEN'S 400 METER HURDLES (Heat III)-- 1. John Belford, unatt., 57.2; 2. Jeff Baker, unatt., 58.7; 3. Rich Fillman, UW, 59.6.

WOMEN'S TRIPLE JUMP-- 1. September George, UW, 36-11½ (11.26); 2. Shelly Borovich, WWU, 36-6 ¾ (11.14).

MEN'S TRIPLE JUMP-- 1. Joseph Taiwo, unatt. 54-2½ (16.52); 2. James Hicks, BCC, 46-4 (14.12); 3. Kevin Mapes, UPS, 43-0½ (13.11); 4. Pat Leeper, GFC, 42-1¼ (12.83); 5. Jerome Vines, WWU, 41-2½ (12.56).

WOMEN'S 3000 METER RUN-- 1. Susan Gregg, CNW, 9:50.5; 2. Genevive Pfueller, WWU, 9:56.2; 3. Jennifer Draughon, GRCC, 10:18.1; 4. Jennifer Eastman, WWU, 10:33.8; 5. Jennifer Gillette, UW, 10:34.4; 6. JoAnne Maris, BCC, 10:39.9; 7. Michelle Vaughan, BCC; 8. Michelle Lang, GFC; 9. Melanie Springer, GFC; 10. Dianne Peterson, GFC. *12:16*

WOMEN'S 200 METER DASH^{11:34}-- 1. Donna Dennis, unatt.^{11:42}, 24.7; 2. Holly Watson, WWU, 25.1; 3. Angie Tasker, UW, 25.5; 4. Marta Shields, GFC, 26.6; 5. Angela Downing, GRCC, 27.0; 6. Esrenee Cunningham, UW, 27.0.

MEN'S HIGH JUMP-- 1. Brett Curtis, unatt., 6-7½ (2.02); 2. Phil Benson, unatt., 6-7½ (2.02); 3. Rod Wilcox, UW, 6-5½ (1.97); 4. Tom Dixon, CWU, 6-3½ (1.92); 5. Brian Bailey, 6-3½ (1.92); 6. Jeff Warily, unatt., 6-1½ (1.87); 7. Mike Jones, GRCC, 6-1½ (1.87); 8. Elliot Forsyth, UW, 6-1½ (1.87).

MEN'S 200 METER DASH (Heat I)-- 1. Mike Swyer, SFU, 21.5; 2. Lee Gordon, unatt., 21.8; 3. Chris Lock, SFU, 23.1; 4. Dave Mueller, GFC, 23.6; 5. Fred Kotto, unatt., 24.2.

MEN'S 200 METER DASH (Heat II)-- 1. Steve Bohrer, UW, 22.7; 2. Leroy Johnson, Navy, 23.0; 3. Henry Brown, UW, 23.1; 4. Anderson Ware, BCC, 23.2; 5. Kevin Hayles, unatt., 23.5; 6. Mike Kuntz, HCC, 25.1.

MEN'S 200 METER DASH (Heat III)-- 1. Jay Jamerson, UW, 22.7; 2. Greg Shugarts, UW, 22.8; 3. Thayne Chaumell, UPS, 23.0; 4. Mark Neuby, HCC, 23.8; 5. Bob Soo, WWU, 23.8; 6. Ashley Thomas, ECC, 23.8.

MEN'S 200 METER DASH (Heat IV)-- 1. Wayne Ward, GRCC, 22.5; 2. Scott Hazelton, UW, 23.1; 3. Randy Kalmbach, unatt., 23.7; 4. Brian Mechling, ECC, 24.2.

MEN'S 200 METER DASH (Heat V)-- 1. Darren Coleman, unatt. 22.3; 2. Teo Smith, UW, 22.8; 3. Brent Jones, unatt., 23.1; 4. Bill Stevlund, CWU, 23.1; 5. Chris Peddie, UW, 23.8; 6. John Harris, WWU, 24.2.

MEN'S DISCUS-- 1. Dan Tabish, UW, 179-5 (54.68) (Pac-10 qualifying standard); 2. Rob McManus, SFU, 164-8 (50.20); 3. Todd Wilson, unatt., 164-2 (50.04); 4. Eric Johnson, unatt., 162-9 (49.62); 5. Neil Kneip, unatt., 162-0 (49.38); 6. Jon Torrance, CWU, 153-1 (46.66); *Mike Watts 44.50 David Nickell 33.90*

WOMEN'S SHOT PUT-- 1. Jennifer Ponath, CNW, 52-0½ (15.86); 2. Meg Jones, 50-4 ¾ (15.36) (Pac-10 qualifying standard); 3. Shirley Ross, UW, 47-7 ¼ (14.51) (Pac-10 qualifying standard); 4. Moira Fitch, VTC, 42-9 ¾ (13.05); 5. Amy O'Hercis, UPS, 40-7 (12-37); 6. Wilke Heskett, unatt., 38-11 ¾ (11.88).

MEN'S SHOT PUT-- 1. Chris Benson, unatt., 58-6½ (17.84); 2. Neil Kneip, unatt., 58-2 (17.73); 3. Russ Vincent, unatt., 53-2½ (16.21); 4. John Pietz, HCC, 47-0 ¾ (14.34); 5. Mike Watts, GFC, 45-10½ (13.98); 6. Greg Phoenix, SFU, 42-2½ (12.86).

?

David Nickell

11.26

Nickel
Shot 11.26
D 33.9
J 45.17

Watts
S 13.98
44.50
53.95
Hm 42.24

Leiper
H 12.83 42 1/2

-Dir
43.26

Werner 3k
Michelle 11:34
Mel 11:42
Dianne 12:16

G

1972



George Fox College/Lewis & Clark College
Bruin Alumni

Newberg, Oregon
April 11, 1987

Scoring: 5-3-0
Relays 5-0

- 1:00 HAMMER THROW: Curtis A (nm); Watts GF (148-10); Elkins GF (141-3)
- 1:00 SHOT PUT - Women: (Men follow) Johnson L&C (31-1); Fox GF (35-0)
Mann L&C (37-5); Daugherty L&C (42-11)
- SHOT PUT - Men: Watts GF (45-10 1/2); Snider L&C (39-4)
Nickell GF (39-9); Majeskey L&C (36-10); Wescott L&C (35-8)
Curtis A (nm)
- 1:00 LONG JUMP - Men: (Women follow) Ouellette L&C (21-3); Mueller GF
(nm); Eakin GF (nm); Graham A (nm); Wilkinson A (nm)
- LONG JUMP - Women: Haworth GF (nd); Woolsey GF (nd); Duncan L&C
(14-5); Bolger L&C (15-1)
- 1:00 HIGH JUMP - Women: (Men follow) Springer GF (nh); Woolsey GF (5-0)
Bolger L&C (5-4)
- HIGH JUMP - Men: Leeper GF (5-8); Nickell GF (5-8); Kelley L&C
(6-2); Graham A (nm); Wigley A (nm)
- 1:15 POLE VAULT: Elkins GF (nm); Rinard L&C (12-6); Houts L&C (nm)
Wigley A (nm); Graham A (nm); Wilkinson A (nm); Eakin GF (14-0)
- After HT JAVELIN - Women: (Men follow) Woolsey GF (nd); Fox GF (141)
Johnson L&C (144-3)
- JAVELIN - Men: Snider L&C (135-1); Elkins GF (nm); Mueller GF
(162-7); Nickell GF (190-6); Wigley A (nm); Buck A (nm)
- After LJ TRIPLE JUMP - Men: (Women follow) Ouellette L&C (40-8)
Christy GF (nm); Leeper GF (42-1); Wilkinson A (nm); Otto A (nm)
- TRIPLE JUMP - Women: Duncan L&C (31-3); Bolger L&C (32-5)
- After SP DISCUS - Men: (Women follow) Watts GF (146-0); Nickell GF (122-0)
Wescott L&C (111-3); Snider L&C (nm); Curtis A (nm); Maddox A (nm)
- DISCUS - Women: Fox GF (nd); Mann L&C (100-8); Daugherty L&C
(116-10); Wittenburg A (nm)

2:00 400m RELAY - Women: 3: L&C (Ardinger, Bolger, Larsen, Perry) 50.3
400m RELAY - Men: 4: L&C (Ouellette, Beery, Kelly, Caine) 43.8
5: GFC (Mueller, Cummins, Eakin, Onua) 43.9

2:10 3000m STEEPLECHASE: 1: Abbruzzesse L&C (nt) 2: Swigart GF (nt)
3: Blakemore L&C (nt) 4: Gonzalez L&C (nt) 5: Ball A (nt)
6: Blikstad A (nt)

2:25 1500m - Women: 1: Underwood L&C (nt) 2: Murray L&C (nt)
3: Lang GF (nt) 4: Springer GF (5:12)

1500m - Men: 1: Hartmann L&C (4:19) 2: Graham GF (4:14.4)
3: Harriss L&C (4:09) 4: Ares L&C (nt)

2:35 100m HH - Women: 4: Ardinger L&C (17.4) 5: Kerns L&C (19.9)

110m HH - Men: 4: Cummins GF (15.0) 5: Kelley L&C (15.8)
6: Onua GF (14.5)

2:50 400m - Women: 3: Lama L&C (nt) 4: Shields GF (60.0)
5: Perry L&C (57.8) 6: Haworth GF (63.7)

400m - Men: 4: Beery L&C (53.8) 5: Conley GF (50.7)

3:00 100m - Women:

100m - Men: 3: Ouellette L&C (nm) 4: Mueller GF (11.3)
5: Caine L&C (10.7)

3:10 800m - Women: 2: Springer GF (2:28) 3: Finaly L&C (2:23.5)
4: Larson L&C (nt)

800m - Men: 1: Hartmann L&C (2:05) 2: Swigart GF (1:56.9)
3: Harris L&C (1:58.5) 4: Ares L&C (1:59.0) 5: Ball A (nm)

3:20 400m IH - Women: 3: Ardinger L&C (80.9)

400m IH - Men: 4: Houts L&C (63.1) 5: Cummins GF (58.4)
6: Rinard L&C (68.2) 7: Leeper GF (nm)

3:35 200m - Women: 4: Shields GF (26.2) 5: Perry L&C (25.8)

200m - Men: 4: Caine L&C (22.2) 5: Mueller GF (23.1)
6: Beery L&C (nt) 7: Conley GF (nt)

3:45 3000m - Women: 1: Underwood L&C (nt) 2: Haverstock GF (11:46)
3: Lang GF (11:32.7)

5000m - Men: 1: Rittenhouse L&C (nt) 2: Graham GF (nt)

4:05 1600m RELAY - Women: 3: Lewis & Clark 4: George Fox

1600m RELAY - Men: 4: Lewis & Clark 5: George Fox (3:26.9)

UPS

BRUIN TRACK

2-18-87

1987

Men

Women

4
1
0
7 1/4
9 1/4
2 1/4
7
1
7
10
16 1/4
11 1/4
8
16
89

- | | | | | | | |
|----|-------------------------|-------|-------------|--------------|-----------|-------------------|
| 1 | CHRISTY, Del | TJ | Shot | | 1 | FOX, Denise |
| 2 | COBB, Richie | | | | 2 | HAVERSTOCK, Kali |
| 3 | CONLEY, Tim | 4x100 | 2nd 400-200 | 2nd 4x400 | 3 | HAWORTH, Elaine |
| 4 | CUMMINS, Scott | 4x100 | 2nd (H) | 1st IH 4x400 | 4 | LANG, Michelle |
| 5 | EAKIN, Rod | 4x100 | 1st PV | 3rd HH 4x400 | 5 | PETERSON, Dianne |
| 6 | ELKINS, Dave | | 3rd Hammer | | 6 | SHIELDS, Marta |
| 7 | GRAHAM, Tim | 800 | 3rd | 2nd/amb | 7 | SPRINGER, Melanie |
| 8 | LEEPER, Pat | TJ | 2nd HH | 3rd IH | 8 | WOOLSEY, Sue |
| 9 | MUELLER, David | 4x100 | 2nd 100 | 3rd 200 | 3rd 4x400 | LJ |
| 10 | NICKELL, David | Jaw | 1st Discus | 2nd | | |
| 11 | ONUA, Adolphus | 4x100 | 1st HH | 1st (100) | 1st 4x400 | |
| 12 | SWIGART, Randy | 21500 | 1st 800 | 2nd 4x400 | | |
| 13 | WALKER, Ken | | | | | |
| 14 | WATTS, Mike | | 1st Shot | 1st discus | 2nd Jaw | 2nd Hammer |



George Fox College/University of Puget Sound

Newberg, Oregon

April 18, 1987

Scoring: 5-3-0
Relays 5-0

1:00 HAMMER THROW: Phinney UPS (156-7); Watts GF (148-10)
Elkins GF (141-3); Clifford UPS (115-9)

1:00 SHOT PUT - Women: (Men follow) Sanders UPS (33-9 3/4); Fox GF
(36-0); O'Herin UPS (40-9 3/4)

SHOT PUT - Men: Watts GF (45-10 1/2); Phinney UPS (40-10)
Nickell GF (39-9); Clifford UPS (31-3)

1:00 LONG JUMP - Men: (Women follow) Mueller GF (19-4); Mitchell UPS
(19-5); Mapes UPS (20-1); Sanchez UPS (20-4)

LONG JUMP - Women: Perry UPS (14-8 1/2); Kusler UPS (15-6 1/2)

1:00 HIGH JUMP - Women: (Men follow) Perry UPS (nm); Kusler UPS (5-0)
Woolsey GF (5-0)

HIGH JUMP - Men: Leeper GF (5-8); Mapes UPS (5-8); Brendel UPS (6-0)

1:15 POLE VAULT: Elkins GF (nh); Brendel UPS (nh); Nickell GF (11-6)
Eakin GF (14-0)

After HT JAVELIN - Women: (Men follow) Fox GF (142-7); Perry UPS (149-2)

JAVELIN - Men: Nickell GF (190-6); Watts GF (185-4); Mueller GF
(162-7); Phinney UPS (154-3); Brendel UPS (149-11); Clifford UPS
(129-11)

After LJ TRIPLE JUMP - Men: (Women follow) Christy GF (35-3); Mitchell
UPS (39-8); Leeper GF (42-1); Mapes UPS (43-6)

TRIPLE JUMP - Women:

After SP DISCUS - Men: (Women follow) Clifford UPS (87-9); Brendel UPS
(106-1); Nickell GF (122-0); Phinney UPS (122-10); Watts GF (151-5)

DISCUS - Women: Sanders UPS (98-0); O'Herin UPS (133-11)

2:15 400m RELAY - Women: 4: UPS

400m RELAY - Men: 3: UPS 4: GFC (Mueller, Cummins, Eakin, Onua)

2:25 1500m - Women: 1: Ostlund UPS (nt) 2: Wendel UPS (4:58)
3: Perry UPS (4:55)

1500m - Men: 1: Gallagher UPS (4:22) 2: Swigart GF (4:09.2)
3: Brennan UPS (4:20) 4: Goetzinger UPS (nt)

2:35 100m HH - Women: 3: Kusler UPS (15.0)

110m HH - Men: 3: Eakin GF (16.1) 4: Brendel UPS (16.7)
5: Onua GF (14.5) 6: Cummins GF (15.0)

2:50 400m - Women: 2: Holleman UPS (62.2) 3: Shields GF (60.0)
4: Dukeminier UPS (61.3) 5: Donnelly UPS (62.0)

400m - Men: 3: Daugherty UPS (49.4) 4: Conley GF (50.7)
5: Hospenthal UPS (49.5) 6: Chaummell UPS (49.2)

3:00 100m - Women: 3: Whitaker UPS (13.2) 4: Haworth GF (nt)
5: Boerger UPS (14.0)

100m - Men: 3: Henney UPS (12.5) 4: Mueller GF (11.3)
5: Mitchell UPS (11.6) 6: Onua GF (nt) 7: Adams UPS (11.9)

3:10 800m - Women: 2: Springer GF (2:28) 3: Smith UPS (2:23.9)
4: Hankinson UPS (2:23.7) 5: Anderson UPS (2:22.5)

800m - Men: 1: Chaummell UPS (nt) 2: Graham GF (nt)
3: Swigart GF (1:56.9)

3:20 400m IH - Women: 3: Kusler UPS (63.8)

400m IH - Men: 4: Brendel UPS (57.1) 5: Cummins GF (58.0)
6: Leeper GF (67.0)

3:35 200m - Women: 2: Haworth GF (27.2) 3: Boerger UPS (27.7)
4: Shields GF (26.2) 5: Whitaker UPS (nt) 6: Donnelly UPS (27.9)

200m - Men: 3: Hospenthal UPS (23.1) 4: Conley GF (23.3)
5: Daugherty UPS (22.3) 6: Mueller GF (23.1) 7: Chaummell UPS (23.0)

3:45 3000m - Women: 1: Petersen GF (11:47) 2: Haverstock GF (11:46)
3: Lang GF (11:32) 4: Perry UPS (nt) 5: Wendel UPS (11:12)
6: Ostlund UPS (10:34)

5000m - Men: 1: Gallagher UPS (17:02) 2: Brennan UPS (15:50.1)
3: Goetzinger UPS (15:46.1)

4:05 1600m RELAY - Women: 3: GFC (4:17) 4: UPS (4:05.6)

1600m RELAY - Men: 3: UPS (Sanchez, Hospenthal, Chaummell,
Daugherty) 3:20.8 4: GFC (Onua, Eakin, Cummins, Conley) 3:26.9

1987 NAIA District Heptathlon
 April 20-21, Southern Oregon State College

Heptathlon	100HH L.J.	H.J. Jav.	S.P. 800m	200m Total	
Sharon Jensen (WOSC)	15.4/759 5.26/631/3445 17-3	1.65/795/1554 5-5 28.52/449/3894 93-7	9.56/501/2055 31-4 1/2 2:25.0/757/4651	26.2/759/2814	1st. place(day 1) 1st. place(10 pts.)
Shannon Gates (SOSC)	17.0/570 4.64/464/2797 15-2 3/4	1.50/621/1191 4-11 45.26/768/3565 148-6	9.53/499/1690 31-3 1/4 2:49.0/474/4039	27.6/643/2333	2nd. place(day 1) 2nd. place(8 pts.)
Shelly Woodside (Lin)	19.8/299 5.11/589/2554 16-9 1/4	1.38/491/790 4-6 1/4 24.98/382/2936 81-11 1/2	9.16/475/1265 30-3/4 2:33.9/645/3608	26.9/700/1965	7th. place(day 1) 3rd. place(6 pts.)
Carole Jones (EOSC)	18.5/415 4.82/511/2589 15-9 3/4	1.44/555/970 4-8 3/4 22.55/336/2925 73-11 3/4	9.12/472/1442 29-11 1/4 2:34.3/640/3565	27.7/636/2078	4th. place(day 1) 4th. place(4 pts.)
Val White (Lin)	16.6/615 4.59/451/2490 15-3/4	1.44/555/1170 4-8 3/4 22.50/354/2244 77-1 1/4	6.14/280/1450 20-1 3/4 2:34.6/636/3480	28.3/589/2039	5th. place(day 1) 5th. place(2 pts.)
Lenore Wallace (SOSC)	15.5/746 4.10/333/2485 13-5 1/4	1.32/429/1175 4-4 21.66/320/2805 71-3/4	7.46/365/1540 24-5 3/4 2:39.2/582/3387	28.0/612/2152	3rd. place(day 1) 6th. place(1 pt.)
Stacey Lee (Lin)	18.0/464 4.27/371/2405 14-0	1.47/588/1052 4-9 3/4 18.61/263/2668 61-3/4	8.02/401/1453 26-3 3/4 2:38.0/596/3264	28.4/581/2034	6th. place(day 1) 7th. place
Dianne Plagge (WOSC)	20.4/251 3.97/301/2104 13-1/4	1.62/759/1010 5-3 3/4 17.70/246/2350 58-1	7.91/394/1404 25-11 1/2 2:53.4/429/2779	31.0/399/1803	8th. place(day 1) 8th. place

District meet score after two events:

SOSC 19, WOSC 10, Linfield 8, George Fox 8, EOSC 4

1987 NAIA District Heptathlon
 April 20-21, Southern Oregon State College

Heptathlon	100HH L.J.	H.J. Jav.	S.P. 800m	200m Total	
Sharon Jensen (WOSC)	15.4/759	1.65/795/1554 5-5	9.56/501/2055 31-4 1/2	26.2/759/2814	1st. place(day 1) 1st. place(10 pts.)
	5.26/631/3445 17-3	28.52/449/3894 93-7	2:25.0/757/4651	(New District Record)	
Shannon Gates (SOSC)	17.0/570	1.50/621/1191 4-11	9.53/499/1690 31-3 1/4	27.6/643/2333	2nd. place(day 1) 2nd. place(8 pts.)
	4.64/464/2797 15-2 3/4	45.26/768/3565 148-6	2:49.0/474/4039		
Shelly Woodside (Lin)	19.8/299	1.38/491/790 4-6 1/4	9.16/475/1265 30-3/4	26.9/700/1965	7th. place(day 1) 3rd. place(6 pts.)
	5.11/589/2554 16-9 1/4	24.98/382/2936 81-11 1/2	2:33.9/645/3608		
Carole Jones (EOSC)	18.5/415	1.44/555/970 4-8 3/4	9.12/472/1442 29-11 1/4	27.7/636/2078	4th. place(day 1) 4th. place(4 pts.)
	4.82/511/2589 15-9 3/4	22.55/336/2925 73-11 3/4	2:34.3/640/3565		
Val White (Lin)	16.6/615	1.44/555/1170 4-8 3/4	6.14/280/1450 20-1 3/4	28.3/589/2039	5th. place(day 1) 5th. place(2 pts.)
	4.59/451/2490 15-3/4	23.50/354/2844 77-1 1/4	2:34.5/650/3480		
Lenore Wallace (SOSC)	15.5/746	1.32/429/1175 4-4	7.46/365/1540 24-5 3/4	28.0/612/2152	3rd. place(day 1) 6th. place(1 pt.)
	4.10/333/2485 13-5 1/4	21.66/320/2805 71-3/4	2:39.2/582/3387		
Stacey Lee (Lin)	18.0/464	1.47/588/1052 4-9 3/4	8.02/401/1453 26-3 3/4	28.4/581/2034	6th. place(day 1) 7th. place
	4.27/371/2405 14-0	18.61/263/2668 61-3/4	2:38.0/596/3264		
Dianne Piagge (WOSC)	20.4/251	1.62/759/1010 5-3 3/4	7.91/394/1404 25-11 1/2	31.0/399/1803	8th. place(day 1) 8th. place
	3.97/301/2104 13-1/4	17.70/246/2350 58-1	2:53.4/429/2779		

District meet score after two events:

SOSC 10, WOSC 10, Linfield 8, George Fox 8, EOSC 4

Heptathlon	100m L.J.	H.J. Jav.	S.P. 800m	200m Total
Carole Jones (EOSC)	18.5/415	1.44/555/1970 4-8 ^{3/4}	9.12/472/1442 29-11 ^{3/4}	27.7/636/2078 4
Shelly Woodside (Lin)	19.8/299	1.38/491/1790 4-6 ^{3/4}	9.16/475/1265 30-3 ^{3/4}	26.9/700/1965 7
Val White (Lin)	16.6/615	1.44/555/1170 4-8 ^{3/4}	6.14/280/1450 20-1 ^{3/4}	28.3/584/2039 5
Stacey Lee (Lin)	18.0/464	1.47/588/1052 4-9 ^{3/4}	8.02/461/1453 26-3 ^{3/4}	28.4/581/2034 6
Shannon Gates (SOSC)	17.0/570	1.50/621/1191 4-11	9.53/479/1690 31-3 ^{3/4}	27.6/643/2333 2
Lenore Wallace (SOSC)	15.5/746	1.32/429/1175 4-4	7.46/365/1540 24-5 ^{3/4}	28.0/612/2152 3
Sharon Jensen (WOSC)	15.4/759	1.65/795/1554 5-5	9.56/501/2055 31-4 ^{1/2}	26.2/759/2814 1
Dianne Plagge (WOSC)	20.4/251	1.62/759/1010 5-3 ^{3/4}	7.91/394/1404 25-11 ^{1/2}	31.0/399/1803 8

Heptathlon	100m L.J.	H.J. Jav.	S.P. 800m	200m Total
Carole Jones (EOSC)	18.5/415	1.44/555/970 4-8 ^{3/4}	9.12/472/1442 29-11 ^{3/4}	27.7/636/2078 6
Shelly Woodside (Lin)	19.8/299	1.38/491/790 4-6 ^{3/4}	9.16/475/1265 30-3 ^{3/4}	26.9/700/1965 8
Val White (Lin)	16.6/615	1.44/555/1170 4-8 ^{3/4}	6.14/280/1450 20-1 ^{3/4}	28.3/584/2039 5
Stacey Lee (Lin)	18.0/464	1.47/588/1052 4-9 ^{3/4}	8.02/401/1453 26-3 ^{3/4}	28.4/581/2034 4
Shannon Gates (SOSC)	17.0/570	1.50/621/1191 4-11	9.53/499/1690 31-3 ^{3/4}	27.6/643/2333 2
Lenore Wallace (SOSC)	15.5/746	1.32/429/1175 4-4	7.46/365/1540 24-5 ^{3/4}	28.0/612/2152 3
Sharon Jensen (WOSC)	15.4/759	1.65/795/1554 5-5	9.56/501/2055 31-4 ^{1/2}	26.2/759/2814 1
Dianne Plagge (WOSC)	20.4/251	1.62/759/1010 5-3 ^{3/4}	7.91/394/1404 25-11 ^{1/2}	31.0/399/1803 7

WOMEN

TEAM SCORES

Scoring 5, 3, 2, 1
 (relays) 5, 3, 2

EVENT: Shot Put

Place	Name	Time/Ht/Dist.	School
1.	Betsy Riggs	35-5	CC
2.	Denise Fox	32-9 $\frac{1}{2}$	GF
3.	Heidi Olson	31-8 $\frac{1}{4}$	CC
4.			
5.			
6.			
7.			
8.			

PSU	Chem	GFC	Lin	
0/0	7/7	3/0	0/0	/

EVENT: 10,000 m.

Place	Name	Time/Ht/Dist.	School
1.	Kali Haverstock	42:36.2	GF
2.			
3.			
4.			
5.			
6.			
7.			
8.			

PSU	Chem	GFC	Lin	
0/0	0/7	5/8	0/0	/

EVENT: 400 m. relay

Place	Name	Time/Ht/Dist.	School
1.	Kubik, Woodside, Lind, White	50.9	Lin
2.	Whittenhouse, Panther, Nisbitt, Wilson	55.4	CC
3.			
4.			
5.			
6.			
7.			
8.			

PSU	Chem	GFC	Lin	
0/0	3/10	0/8	5/5	/

EVENT: 1500 m

Place	Name	Time/Ht/Dist.	School
1.	Debbie Myra	4:33.5	PSU
2.	Melanie Keckenby	4:57.3	Lin
3.	LeAnn McNerney	5:01.3	PSU
4.	Julie Siler	5:09.1	PSU
5.	Diane Petersen	5:28.4	GF
6.	Pam Calander	5:47.9	CC
7.			
8.			

PSU	Chem	GFC	Lin	
8/8	0/10	0/8	3/8	/

EVENT: 100 m. H. Hurdles

Place	Name	Time/Ht/Dist.	School
1.	Shelly Woodside	15.0	Lin
2.	Val White	15.7	Lin
3.	Cheryl Wardell	16.5	PSU
4.	Beth Krug	17.3	Lin
5.			
6.			
7.			
8.			

PSU	Chem	GFC	Lin	
2/10	0/10	0/8	9/17	/

LINFIELD TRACK AND FIELD

April 25, 1987

WOMEN

Scoring: 5, 3, 2, 1
relays 5, 3, 2

TEAM SCORES

PSU 10	Chem 10	GF 8	LIN 17	
5 / 15	1 / 11	2 / 10	3 / 20	

EVENT: Javelin

Place	Name	Time/Ht/Dist.	School
1.	Heidi Benson	148-7	PSU
2.	Kim Haiter	141-5 1/2	Lin
3.	Denise Fox	134-0	GF
4.	Betsy Riggs	124-8 1/2	CC
5.	Katie Wambaugh	118-4	Lin
6.7	Corine Coste	98-4 1/2	Lin
7.6	Heidi Olson	102-1	CC
8.	Charissa Eggleston	90-11	Lin
	Tina Stevens	85-7	Lin

PSU	Chem	GF	LIN	
3 / 18	0 / 11	7 / 17	1 / 21	

EVENT: 400m

Place	Name	Time/Ht/Dist.	School
1.	Marta Shields	1:00.8	GF
2.	Cheryl Wardell	1:01.1	PSU
3.	Melanie Springer Melanie Springer	1:01.8	GF
4.	Stacey Lee	1:04.0	LIN
5.	Debbie Panther	1:04.4	CC
6.	Melanie Springer	1:06.1	GF
7.	Sharon Rittenhouse	1:06.3	CC
8.			

PSU	Chem	GF	LIN	
0 / 18	5 / 16	0 / 17	5 / 26	

EVENT: 100M

Place	Name	Time/Ht/Dist.	School
1.	Kathy Kubik	12.6	Lin
2.	Sandy Wilson	13.3	CC
3.	Kim Nishitt	16.2	CC
4.			
5.			
6.			
7.			
8.			

PSU	Chem	GF	LIN	
0 / 18	2 / 18	0 / 17	8 / 34	

EVENT: Long Jump

Place	Name	Time/Ht/Dist.	School
1.	Lisa Lind	16-14	Lin
2.	Val White	15-11 1/2	Lin
3.	Sharon Rittenhouse	14-8 3/4	CC
4.			
5.			
6.			
7.			
8.			

PSU	Chem	GF	LIN	
0 / 18	0 / 18	3 / 21	7 / 41	

EVENT: High Jump

Place	Name	Time/Ht/Dist.	School
1.	Lisa Lind	5-2	Lin
2.	Sue Woolsey	5-2	GF
3.	Stacey Lee	5-0	Lin
4.			
5.			
6.			
7.			
8.			

LINFIELD TRACK AND FIELD

April 25, 1987

WOMEN

EVENT: 200 m.

Place	Name	Time/Ht/Dist.	School
1.	Marta Shields	26.3	GF
2.	Cheryl Wardell	26.9	PSU
3.	Kathy Kubik	27.2	LIN
4.	Elaine Haworth	27.8	GF
5.	Sharon Riffenhouse	28.1	CC
6.	Debbie Panther	28.2	CC
7.			
8.			

TEAM SCORES

PSU	Chem	GF	LIN	CC
3	0	6	1	
21	18	27	42	

EVENT: 3000 m.

Place	Name	Time/Ht/Dist.	School
1.	Debbie Myra	9:50.6	PSU
2.	Angela Thatcher	10:39.1	LIN
3.	Natline Price	11:10.5	LIN
4.	Teresa Beeman	11:14.9	LIN
5.			
6.			
7.			
8.			

PSU	Chem	GF	LIN	CC
5	0	0	6	
26	18	27	48	

EVENT: 1600 m. relay

Place	Name	Time/Ht/Dist.	School
1.			4:21.6 GF
2.			
3.			
4.			
5.			
6.			
7.			
8.			

PSU	Chem	GF	LIN	CC
0	0	5	0	
26	18	32	48	

EVENT: Triple Jump

Place	Name	Time/Ht/Dist.	School
1.	Shelly Woodside	35-11 1/2	LIN
2.	Stacky Lee	33-10 3/4	LIN
3.			
4.			
5.			
6.			
7.			
8.			

PSU	Chem	GF	LIN	CC
0	0	0	8	
26	18	32	56	

EVENT: Discus

Place	Name	Time/Ht/Dist.	School
1.	Joyce Watson	117-1	CC
2.	Charissa Eggleston	113-0	CC
3.	Heidi Olson	110-3	CC
4.	Katie Wambach	80-4	LIN
5.			
6.			
7.			
8.			

PSU	Chem	GF	LIN	CC
0	10	0	1	
26	28	32	57	

26 28 32 57

LINFIELD TRACK AND FIELD

April 25, 1987

WOMEN

TEAM SCORES

Scoring 5, 3, 2, 1
(relays) 5, 3, 2

EVENT: Shot Put

Place	Name	Time/Ht/Dist.	School
1.	Betsy Riggs	35-5	CC
2.	Denise Fox	32-9 1/2	GF
3.	Heidi Olson	31-8 1/4	CC
4.			
5.			
6.			
7.			
8.			

PSU	Chem	GFC	Lin	
0/0	7/7	3/0	0/0	/

EVENT: 10,000 m.

Place	Name	Time/Ht/Dist.	School
1.	Kali Haverstock	42:36.2	GF
2.			
3.			
4.			
5.			
6.			
7.			
8.			

PSU	Chem	GFC	Lin	
0/0	0/7	5/8	0/0	/

EVENT: 400 m. relay

Place	Name	Time/Ht/Dist.	School
1.	Kubik, Woodside, Lindwhite	50.9	Lin
2.	Whittenhouse, Panther, Nisbitt, Wilson	55.4	CC
3.			
4.			
5.			
6.			
7.			
8.			

PSU	Chem	GFC	Lin	
0/0	3/10	0/8	5/5	/

EVENT: 1500 m

Place	Name	Time/Ht/Dist.	School
1.	Debbie Myra	4:33.5	PSU
2.	Melanie Beckenby	4:57.3	Lin
3.	LeAnn McNerney	5:01.3	PSU
4.	Julie Siler	5:09.1	PSU
5.	Diane Petersen	5:28.4	GF
6.	Pam Calander	5:47.9	CC
7.			
8.			

PSU	Chem	GFC	Lin	
8/8	0/10	0/8	5/8	/

EVENT: 100 m. Hurdles

Place	Name	Time/Ht/Dist.	School
1.	Shelly Woodside	15.0	Lin
2.	Val White	15.7	Lin
3.	Cheryl Wardell	16.5	PSU
4.	Beth Krug	17.3	Lin
5.			
6.			
7.			
8.			

PSU	Chem	GFC	Lin	
2/10	0/10	0/8	9/17	/

LINFIELD TRACK AND FIELD

April 25, 1987

WOMEN

Scoring: 5, 3, 2, 1
relays 5, 3, 2

TEAM SCORES

PSU 10	Chem 10	GF 8	LIN 7	
5 / 15	1 / 11	2 / 10	3 / 20	

EVENT: Javelin

Place	Name	Time/Ht/Dist.	School
1.	Heidi Benson	148-7	PSU
2.	Kim Hatter	141-5 1/2	Lin
3.	Denise Fox	134-0	GF
4.	Betsy Riggs	124-8 1/2	CC
5.	Katie Wambaugh	118-4	Lin
6.	Corine Coste	98-4 1/2	Lin
7.	Heidi Olson	102-1	CC
8.	Charissa Eggleston	90-11	Lin
	Tina Stevens	85-7	LIN

PSU	Chem	GF	LIN	
3 / 18	0 / 11	7 / 17	1 / 21	

EVENT: 400m

Place	Name	Time/Ht/Dist.	School
1.	Marta Shields	1:00.8	GF
2.	Cheryl Wardell	1:01.1	PSU
3.	Melanie Hatter	1:01.8	GF
4.	Stacey Lee	1:04.0	LIN
5.	Debbie Panther	1:04.4	CC
6.	Melanie Spitzer	1:06.1	GF
7.	Sharon Rittenhouse	1:06.3	CC
8.			

PSU	Chem	GF	LIN	
0 / 18	5 / 16	0 / 17	5 / 26	

EVENT: 100M

Place	Name	Time/Ht/Dist.	School
1.	Kathy Kubik	12.6	Lin
2.	Sandy Wilson	13.3	CC
3.	Kim Wisbitt	16.2	CC
4.			
5.			
6.			
7.			
8.			

PSU	Chem	GF	LIN	
0 / 18	2 / 18	0 / 17	8 / 34	

EVENT: Long Jump

Place	Name	Time/Ht/Dist.	School
1.	Lisa Lind	16-14	Lin
2.	Val White	15-11 1/2	Lin
3.	Sharon Rittenhouse	14-8 3/4	CC
4.			
5.			
6.			
7.			
8.			

PSU	Chem	GF	LIN	
0 / 18	0 / 18	3 / 21	7 / 41	

EVENT: High Jump

Place	Name	Time/Ht/Dist.	School
1.	Lisa Lind	5-2	Lin
2.	Sue Woolsey	5-2	GF
3.	Stacey Lee	5-0	Lin
4.			
5.			
6.			
7.			
8.			

LINFIELD TRACK AND FIELD

April 25, 1987

WOMEN

EVENT: 200 m.

Place	Name	Time/Ht/Dist.	School
1.	Marta Shields	26.3	GF
2.	Cheryl Wardell	26.9	PSU
3.	Kathy Kubik	27.2	LIN
4.	Elaine Haworth	27.8	GF
5.	Sharon Rittenhouse	28.1	CC
6.	Debbie Panther	28.2	CC
7.			
8.			

TEAM SCORES

PSU	Chem	GF	LIN	
3	0	6	1	
21	18	27	42	

EVENT: 3000 m.

Place	Name	Time/Ht/Dist.	School
1.	Debbie Myra	9:50.6	PSU
2.	Angela Thatcher	10:39.1	LIN
3.	Kathline Price	11:10.5	LIN
4.	Teresa Beeman	11:14.9	LIN
5.			
6.			
7.			
8.			

PSU	Chem	GF	LIN	
5	0	0	6	
26	18	27	48	

EVENT: 1600 m. relay

Place	Name	Time/Ht/Dist.	School
1.			4:21.6 GF
2.			
3.			
4.			
5.			
6.			
7.			
8.			

PSU	Chem	GF	LIN	
0	0	5	0	
26	18	32	48	

EVENT: Triple Jump

Place	Name	Time/Ht/Dist.	School
1.	Shelly Woodside	35-11 1/2	LIN
2.	Stacey Lee	33-10 3/4	LIN
3.			
4.			
5.			
6.			
7.			
8.			

PSU	Chem	GF	LIN	
0	0	0	8	
26	18	32	56	

EVENT: Discus

Place	Name	Time/Ht/Dist.	School
1.	Joyce Watson	117-1	CC
2.	Charissa Eggleston	113-0	CC
3.	Heidi Olson	110-3	CC
4.	Katie Wambach	80-4	LIN
5.			
6.			
7.			
8.			

PSU	Chem	GF	LIN	
0	10	0	1	
26	28	32	57	

26 28 32 57

WOMEN

TEAM SCORES

Scoring 5, 3, 2, 1
 (relays) 5, 3, 2

EVENT: Shot Put

Place	Name	Time/Ht/Dist.	School
1.	Betsy Riggs	35-5	CC
2.	Denise Ptk	32-9 $\frac{1}{2}$	GF
3.	Heidi Olson	31-8 $\frac{1}{4}$	CC
4.			
5.			
6.			
7.			
8.			

PSU	Chem	GFC	Lin	
0/0	7/7	3/0	0/0	/

EVENT: 10,000 m.

Place	Name	Time/Ht/Dist.	School
1.	Kali Haverstock	42:36.2	GF
2.			
3.			
4.			
5.			
6.			
7.			
8.			

PSU	Chem	GFC	Lin	
0/0	0/7	5/8	0/0	/

EVENT: 400 m. relay

Place	Name	Time/Ht/Dist.	School
1.	Kubik, Woodside, Lind, White	50.9	Lin
2.	Whittenhouse, Panther, Nisbitt, Wilson	55.4	CC
3.			
4.			
5.			
6.			
7.			
8.			

PSU	Chem	GFC	Lin	
0/0	3/10	0/8	5/5	/

EVENT: 1500 m

Place	Name	Time/Ht/Dist.	School
1.	Debbie Myra	4:33.5	PSU
2.	Melanie Beckenby	4:57.3	Lin
3.	LeAnn McNerney	5:01.3	PSU
4.	Julie Siler	5:09.1	PSU
5.	Diane Petersen	5:28.4	GF
6.	Pam Calonder	5:47.9	CC
7.			
8.			

PSU	Chem	GFC	Lin	
8/8	0/10	0/8	3/8	/

EVENT: 100 m. H. Hurdles

Place	Name	Time/Ht/Dist.	School
1.	Shelly Woodside	15.0	Lin
2.	Val White	15.7	Lin
3.	Cheryl Wardell	16.5	PSU
4.	Beth Krug	17.3	Lin
5.			
6.			
7.			
8.			

PSU	Chem	GFC	Lin	
2/10	0/10	0/8	9/7	/

LINFIELD TRACK AND FIELD

April 25, 1987

WOMEN

Scoring: 5, 3, 2, 1
relays 5, 3, 2

TEAM SCORES

PSU 10	Chem 10	GF 8	LIN 7	
5 / 15	1 / 11	2 / 10	3 / 20	

EVENT: Javelin

Place	Name	Time/Ht/Dist.	School
1.	Heidi Benson	148-7	PSU
2.	Kim Halter	141-5 1/2	LIN
3.	Denise Fox	134-0	GF
4.	Betsy Riggs	124-8 1/2	CC
5.	Katie Wambaugh	118-4	LIN
6.	Corine Coste	98-4 1/2	LIN
7.	Heidi Olson	102-1	CC
8.	Charissa Eggleston	90-11	LIN
	Tina Stevens	85-7	LIN

PSU	Chem	GF	LIN	
3 / 18	0 / 11	7 / 17	1 / 21	

EVENT: 400M

Place	Name	Time/Ht/Dist.	School
1.	Marta Shields	1:00.8	GF
2.	Cheryl Wardell	1:01.1	PSU
3.	Melanie Halpern Melanie Halpern	1:01.8	GF
4.	Stacey Lee	1:04.0	LIN
5.	Debbie Panther	1:04.4	CC
6.	Melanie Halpern Melanie Halpern	1:06.1	GF
7.	Sharon Rittenhouse	1:06.3	CC
8.			

PSU	Chem	GF	LIN	
0 / 18	5 / 16	0 / 17	5 / 26	

EVENT: 100M

Place	Name	Time/Ht/Dist.	School
1.	Kathy Kubik	12.6	LIN
2.	Sandy Wilson	13.3	CC
3.	Kim Nisbitt	16.2	CC
4.			
5.			
6.			
7.			
8.			

PSU	Chem	GF	LIN	
0 / 18	2 / 18	0 / 17	8 / 34	

EVENT: Long Jump

Place	Name	Time/Ht/Dist.	School
1.	Lisa Lind	16-14	LIN
2.	Val White	15-11 1/2	LIN
3.	Sharon Rittenhouse	14-8 3/4	CC
4.			
5.			
6.			
7.			
8.			

PSU	Chem	GF	LIN	
0 / 18	0 / 18	3 / 21	7 / 41	

EVENT: High Jump

Place	Name	Time/Ht/Dist.	School
1.	Lisa Lind	5-2	LIN
2.	Sue Woolsey	5-2	GF
3.	Stacey Lee	5-0	LIN
4.			
5.			
6.			
7.			
8.			

LINFIELD TRACK AND FIELD

April 25, 1987

WOMEN

EVENT: 200 m.

Place	Name	Time/Ht/Dist.	School
1.	Marta Shields	26.3	GF
2.	Cheryl Wardell	26.9	PSU
3.	Kathy Kubik	27.2	LIN
4.	Elaine Haworth	27.8	GF
5.	Sharon Rittenhouse	28.1	CC
6.	Debbie Panther	28.2	CC
7.			
8.			

TEAM SCORES

PSU	Chem	GF	LIN	CC
3	0	6	1	
21	18	27	42	

EVENT: 3000 m.

Place	Name	Time/Ht/Dist.	School
1.	Debbie Myra	9:50.6	PSU
2.	Angela Thatcher	10:39.1	LIN
3.	Nadine Price	11:10.5	LIN
4.	Teresa Beeman	11:14.9	LIN
5.			
6.			
7.			
8.			

PSU	Chem	GF	LIN	CC
5	0	0	6	
26	18	27	48	

EVENT: 1600 m. relay

Place	Name	Time/Ht/Dist.	School
1.			4:21.6 GF
2.			
3.			
4.			
5.			
6.			
7.			
8.			

PSU	Chem	GF	LIN	CC
0	0	5	0	
26	18	32	48	

EVENT: Triple Jump

Place	Name	Time/Ht/Dist.	School
1.	Shelly Woodside	35-11 1/2	LIN
2.	Stacky Lee	33-10 3/4	LIN
3.			
4.			
5.			
6.			
7.			
8.			

PSU	Chem	GF	LIN	CC
0	0	0	8	
26	18	32	56	

EVENT: Discus

Place	Name	Time/Ht/Dist.	School
1.	Joyce Watson	117-1	CC
2.	Charissa Eggleston	113-0	CC
3.	Heidi Olson	110-3	CC
4.	Katie Wambach	80-4	LIN
5.			
6.			
7.			
8.			

PSU	Chem	GF	LIN	CC
0	10	0	1	
26	28	32	57	

26 28 32 57

BRUIN TRACK

RUNNING EVENT 10,000 METERS - Women

DATE April 25, 1987

NAME	SCHOOL	LANE	TIME	PLACE
Kali Haverstock	GF		42:36.2	1

WINNERS	SCHOOL	TIME	
1st KALI HAVERSTOCK	GF	42:36.2	
2nd			
3rd			Head Timer
4th			
5th			
6th			Official Scorer

BRUIN TRACK

RUNNING EVENT 400m RELAY - Women

DATE April 25, 1987

NAME	SCHOOL	LANE	TIME	PLACE
Linfield (Kathy Kubik, Shelly Woodside, Mary Lisa Lind Dal Al Al Tepper, Javian Jones)		3	50.9	1
Chemeketa (Sharon Witten- house, Debbie Panther, Kim Nisbitt, Sandy Wilson)		4	55.4	2

	WINNERS	SCHOOL	TIME	
1st	<u>LINFIELD</u>	_____	<u>50.9</u>	
2nd	<u>Chemeketa</u>	_____	<u>55.4</u>	
3rd	_____	_____	_____	Head Timer
4th	_____	_____	_____	
5th	_____	_____	_____	
6th	_____	_____	_____	Official Scorer

BRUIN TRACK

RUNNING EVENT 1500m Women

DATE April 25, 1987

NAME	SCHOOL	LANE	TIME	PLACE
Melanie Leckenby	L	1	4:57.3	2
Michelle Lang	GF	2		1
Diane Petersen	GF	3	5:28.4	5
LeAnn McNewey	PSU	4	5:01.3	3
Julie Siler	PSU	5	5:09.1	4
Debbie Myra	PSU	6	4:33.5	1
Pam Calonder	CC	7	5:47.9	6

WINNERS	SCHOOL	TIME	
1st <u>Debbie Myra</u>	<u>PSU</u>	<u>4:33.5</u>	
2nd <u>Melanie Leckenby</u>	<u>L</u>	<u>4:57.3</u>	
3rd <u>LEANN McNewey</u>	<u>PSU</u>	<u>5:01.3</u>	Head Timer
4th _____	_____	_____	
5th _____	_____	_____	
6th _____	_____	_____	Official Scorer

BRUIN TRACK

RUNNING EVENT 110m HH - Women

DATE April 25, 1987

NAME	SCHOOL	LANE	TIME	PLACE
Cheryl Wardell	PSU	2	16.5	3
Shelly Woodside	L	3	15.0	1
Val White	L	4	15.7	2
Lisa Lind	L	5		---
Bithe Kocog	L	6	17.3	4

WINNERS	SCHOOL	TIME	
1st <u>SHELLY WOODSIDE</u>	<u>L</u>	<u>15.0</u>	
2nd <u>VAL WHITE</u>	<u>L</u>	<u>15.7</u>	
3rd <u>CHERYL WARDSELL</u>	<u>PSU</u>	<u>16.5</u>	Head Timer
4th _____	_____	_____	
5th _____	_____	_____	
6th _____	_____	_____	Official Scorer

BRUIN TRACK

RUNNING EVENT 400m - Women

DATE April 25, 1987

NAME	SCHOOL	LANE	TIME	PLACE
Elaine Haworth	GF	2	1:01.8 ^{1:01.8}	3
Cheryl Wardell	PSU	3	1:01.8 ¹	2
Marta Shields	GF	4	1:00.8	1
Javian Jones	L	5	1:01.8	
Melanie Springer	GF	85	1:06.1	6
Debbie Panther	CC	76	1:04.4	5
Sharon Rittenhouse	CC	87	1:06.3	7
Stacey Lee	L	1	1:04.0	4

WINNERS	SCHOOL	TIME	
1st <u>MARTA SHIELDS</u>	<u>GF</u>	<u>1:00.8</u>	
2nd <u>CHERYL WARDELL</u>	<u>PSU</u>	<u>1:01.1</u>	
3rd <u>ELAINE HAWORTH</u>	<u>GF</u>	<u>1:01.8</u>	Head Timer
4th <u>STACEY LEE</u>	<u>L</u>	<u>1:04.0</u>	
5th _____	_____	_____	
6th _____	_____	_____	Official Scorer

BRUIN TRACK

RUNNING EVENT 100m - Women

DATE April 25, 1987

NAME	SCHOOL	LANE	TIME	PLACE
Mary Tepper	L	3		—
Kathy Kubik	L	4	12.6	1
Val White	L	5		—
Sandy Wilson	CC	6	13.3	2
Kim Nisbitt	CC	7	16.2	3

WINNERS	SCHOOL	TIME	
1st <u>KATHY KUBIK</u>	<u>L</u>	<u>12.6</u>	
2nd <u>SANDY WILSON</u>	<u>CC</u>	<u>13.3</u>	
3rd <u>KIM NISBITT</u>	<u>CC</u>	<u>16.2</u>	Head Timer
4th _____	_____	_____	
5th _____	_____	_____	
6th _____	_____	_____	Official Scorer

BRUIN TRACK

RUNNING EVENT 800m - Women

DATE April 25, 1987

NAME	SCHOOL	LANE	TIME	PLACE
Debbie Myra	PSU	3		
Julie Siken	PSU	4		

WINNERS	SCHOOL	TIME	
1st _____	_____	_____	
2nd _____	_____	_____	
3rd _____	_____	_____	Head Timer
4th _____	_____	_____	
5th _____	_____	_____	
6th _____	_____	_____	Official Scorer

BRUIN TRACK

RUNNING EVENT 200m - Women HEAT 1

DATE April 25, 1987

NAME	SCHOOL	LANE	TIME	PLACE
Cheryl Wardell	PSU	2	26.9	2
Mary Tepper	L	3	---	---
Marta Shields	GF	4	26.3	1
Kathy Kubik	L	3	27.2	3
Elaine Haworth	GF	6	27.8	4
Sharon Rittenhouse	CC	1	28.1	5
Debbie Panther	CC	5	28.2	6

WINNERS	SCHOOL	TIME	
1st <u>MARTA SHIELDS</u>	<u>GF</u>	<u>26.3</u>	
2nd <u>CHERYL WARDELL</u>	<u>PSU</u>	<u>26.9</u>	
3rd <u>KATHY KUBIK</u>	<u>L</u>	<u>27.2</u>	Head Timer
4th <u>ELAINE HAWORTH</u>	<u>GF</u>	<u>27.8</u>	
5th _____	_____	_____	
6th _____	_____	_____	Official Scorer

BRUIN TRACK

RUNNING EVENT 3000m - Women

DATE April 25, 1987

NAME	SCHOOL	LANE	TIME	PLACE
Diane Petersen	GF	1		—
✓ Michelle Lang	GF	2		NF
Melanie Springer	GF	3		—
LeAnn McNerney	PSU	4		—
✓ Nadine Price	L	5	11:10.5	3
✓ Angela Thatcher	L	6	10:39.1	2
✓ Debbie Myra	PSU	7	9:50.6	1
✓ Teresa Beeman	L	8	11:14.9	4

WINNERS	SCHOOL	TIME	
1st <u>Debbie Myra</u>	<u>PSU</u>	<u>9:50.6</u>	
2nd <u>Angela Thatcher</u>	<u>L</u>	<u>10:39.1</u>	
3rd <u>NADINE PRICE</u>	<u>L</u>	<u>11:16.5</u>	Head Timer
4th <u>Teresa Beeman</u>	<u>L</u>	<u>11:14.9</u>	
5th _____	_____	_____	
6th _____	_____	_____	Official Scorer

BRUIN TRACK

RUNNING EVENT 1600m RELAY - Women

DATE April 25, 1987

NAME	SCHOOL	LANE	TIME	PLACE
George Fox College		62	9:21.6	1
Linfield (Lee, Tepper, White,		4		
Lind)				

WINNERS	SCHOOL	TIME	
1st _____	_____	_____	
2nd _____	_____	_____	
3rd _____	_____	_____	Head Timer
4th _____	_____	_____	
5th _____	_____	_____	
6th _____	_____	_____	Official Scorer

BRUIN TRACK

EVENT JAVELIN - Women

DATE April 25, 1987

Shot, Discus, Javelin, Hammer, Long Jump, Triple Jump

NAME	SCHOOL	TRIALS			FINALS			PLACE
		1	2	3	1	2	3	
Betsy Riggs 4	CC	123'4"	124'8"	114'3"	114'3"	115'6"	123'7"	4
Heidi Olson 7	CC	92'4"	—	—	81'3"	102'	89'5"	6
Colina Caste 6	L	—	—	96'7"	—	98'	95'4"	7
Katie Wambidi 5 <i>Wambidi Wambidi</i>	L	106'8"	—	102'4"	107'5"	118'	106'11"	5
Charissa Eggleston 8	CC	84'3"	96'11"	87'3"	—	—	—	8
Kim Halte 2	L	122'3"	130'7"	141'5"	123'2"	—	—	2
Denise Fox 3	GF	131'8"	134'	126'7"	124'5"	—	125'10"	3
TINA STEVENS	L	85'7"	83'6"	—	—	—	—	9
HEIDI BENSON 1	PSU	—	133'6"	142'2"	139'2"	145'5"	148'7"	1

124'8"
102'
98'4"
118'4"
90'11"
141'5"
134'
85'7"
141'

79 0
85 0
95 5

WINNERS	SCHOOL	DISTANCE	Field Judge
1st Heidi Benson	PSU	148' 7"	Field Judge
2nd KIM HALTE	L	141' 5 1/2"	
3rd DENISE FOX	GF	134'	
4th BETSY RIGGS	CC	124' 8 1/2"	
5th _____	_____	_____	Official Scorer
6th _____	_____	_____	

NATA DISTRICT II

TRACK & FIELD CHAMPIONSHIPS MAY 8-9, 1987

EVENT MARATHON ~~MEN~~ WOMEN

PL.	NAME	MARK	SCHOOL
1	ELAINE DELSMAN	3:11	SOSC
2	KALI HAVERSTOCK	3:51.07	GFC
3			
4			
5			
6			
7			
8			

TEAM SCORES

EOSC	GFC	L&C	Lin	NNC	SOSC	WOSC	WU
0	8	0	0	0	10	0	0

9
10
11
12
13

EVENT HEPTATHLON ~~MEN~~ WOMEN

PL.	NAME	MARK	SCHOOL
1	SHARON JENSEN	4641	WOSC
2	SHANNON GATES	4039	SOSC
3	SHELLEY WOODSIDE	3608	LIN
4	LAROLE JUMPS	3565	EOSC
5	VAL WHITE	3480	LIN
6	LENDRE WALLACE	3387	SOSC
7			
8			

TEAM SCORES

EOSC	GFC	L&C	Lin	NNC	SOSC	WOSC	WU
4	0	0	8	0	9	10	0

9
10
11
12
13

EVENT 800 m. Medley ~~MEN~~ WOMEN

PL.	NAME	MARK	SCHOOL
1		1:49.66	L&C
2		1:53.88	SOSC
3		1:54.59	WOSC
4		1:55.28	Lin
5		DQ	WU
6			
7			
8			

TEAM SCORES

EOSC	GFC	L&C	Lin	NNC	SOSC	WOSC	WU
0	0	10	4	0	8	6	0

9
10
11
12
13

EVENT 10,000 ~~MEN~~ WOMEN

PL.	NAME	MARK	SCHOOL
1	Elaine Delsman	40:12.56	SOSC
2	Chelly Tilzey	40:59.49	NNC
3	Teresa Beeman	41:20.16	LIN
4	Kali Haverstock	42:59.66	GFC
5			
6			
7			
8			

TEAM SCORES

EOSC	GFC	L&C	Lin	NNC	SOSC	WOSC	WU
0	4	0	6	8	10	0	0

9
10
11
12
13

NATA DISTRICT II

TRACK & FIELD CHAMPIONSHIPS MAY 8-9, 1987

EVENT 3000m MEN/WOMEN

PL.	NAME	MARK	SCHOOL
1	Kathryn O'Leary	10:41.74	WOSC
2	Angela Thatcher	10:50.69	LIN
3	Nadine Price	11:04.06	LIN
4	Debra Dick	11:10.84	WOSC
5	Alica Tilzey	11:28.03	NNC
6	Michelle Lang	12:40.56	GFC
7			
8			

TEAM SCORES

EOSC	GFC	L&C	Lin	NNC	SOSC	WOSC	WU
0/4	1/13	0/10	14/32	2/10	0/37	14/30	0/0
9 _____							
10 _____							
11 _____							
12 _____							
13 _____							

EVENT Discus MEN/WOMEN

PL.	NAME	MARK	SCHOOL
1	Debbie Settell	128'2"	SOSC
2	Johanna Williams	126'0"	EOSC
3	Diana McDonald	119'10"	WU
4	Michelle Tomlinson	115'8"	WOSC
5	Dixie McCadden	109'8 1/2"	EOSC
6	Rhonda Hardaway	100'0"	NNC
7	Patti Stacey	93'9"	EOSC
8	Carmen Garwick	93'4"	NNC

TEAM SCORES

EOSC	GFC	L&C	Lin	NNC	SOSC	WOSC	WU
10/14	0/13	0/10	0/32	1/11	10/47	4/34	6/6
9 _____							
10 _____							
11 _____							
12 _____							
13 _____							

EVENT Long Jump MEN/WOMEN

PL.	NAME	MARK	SCHOOL
1	Sharon Jensen	17'7 1/4"	WOSC
2	Sherreen Reiney	17'2 3/4"	L&C
3	Shelly Woodside	17'0"	Lin
4	Lisa Lind	16'5"	Lin
5	Lara Wright	16'3 1/2"	WU
6	Alisa Thomas	16'2 3/4"	WU
7	Val White	15'4 1/4"	Lin
8	Carol Jones	15'3"	EOSC

TEAM SCORES

EOSC	GFC	L&C	Lin	NNC	SOSC	WOSC	WU
0/14	0/13	8/18	10/42	0/11	0/47	10/44	3/9
9 Karen Wilcox 14'9 3/4" WU							
10 _____							
11 _____							
12 _____							
13 _____							

EVENT Javelin MEN/WOMEN

PL.	NAME	MARK	SCHOOL
1	Shannon Coates	153'-5"	SOSC
2	Leslie Johnson	145'-0"	L&C
3	Kim Halter	140'-8"	LIN
4	Denise Fox	140'-3 1/2"	GFC
5	Heidi Burkmaster	137'-2"	WU
6	Kris Finner	133'-4"	SOSC
7	Karen Carpenter	129'-3"	NNC
8	Kami Gee	127'-1"	WOSC

TEAM SCORES

EOSC	GFC	L&C	Lin	NNC	SOSC	WOSC	WU
0/14	4/17	8/20	6/48	0/11	11/58	0/44	2/11
9 Kellie Keenan 141'-1" WOSC							
10 Katie Wambach 131'-8 1/2" LIN							
11 _____							
12 _____							
13 _____							

NATA DISTRICT II

TRACK & FIELD CHAMPIONSHIPS MAY 8-9, 1987

EVENT High Jump MEN/WOMEN

PL.	NAME	MARK	SCHOOL
1	Sue Whitsey	5'-4"	GFC
2	LISA LIND	5'-4"	LIN
3	SHARON JENSEN	5'-4"	WOSC
4	Kelli Lovejoy	5'-2"	WOSC
5	Amy Palmer	5'-2"	LC
6	Dianne Plager	5'-2"	WOSC
7	Kami Gee	5'-0"	WOSC
8	Chissy Gillette	4'-8"	LC

TEAM SCORES

EOSC	GFC	L&C	Lin	NNC	SOSC	WOSC	WU
0	10	2	8	0	0	11	0
14	27	28	5	11	58	55	11

8	Stacey Lee	4'-8"	WU
10			
11			
12			
13			

EVENT 4x100 Relay MEN/WOMEN

PL.	NAME	MARK	SCHOOL
1	LC	49.99	
2	WOSC	50.05	
3	SOSC	51.09	
4	LIN	51.66	
5	EOSC	53.67	
6	WU	56.74	
7			
8			

TEAM SCORES

EOSC	GFC	L&C	Lin	NNC	SOSC	WOSC	WU
2	0	10	4	1	6	8	1
10	27	33	60	11	64	63	12

9							
10							
11							
12							
13							

EVENT SHOTPUT MEN/WOMEN

PL.	NAME	MARK	SCHOOL
1	Johanna Williams	41-8 1/2	EOSC
2	Paige Davaherty	40'-0"	LC
3	Debie Seibel	39'-11 1/2"	SOSC
4	Diana McDonald	39'-10"	WU
5	Dixie McGilley	37'-5 1/2"	EOSC
6	Patricia Stacey	35'-9"	EOSC
7	Karen Carpenter	35'-6 1/2"	NNC
8	Susan Greenwood	35'-1 1/2"	LIN

TEAM SCORES

EOSC	GFC	L&C	Lin	NNC	SOSC	WOSC	WU
13	0	8	0	0	6	0	4
29	27	46	66	11	70	63	16

9							
10							
11							
12							
13							

EVENT 1500m MEN/WOMEN

PL.	NAME	MARK	SCHOOL
1	Kathryn O'Leary	4:45.02	WOSC
2	Julie Dimick	4:51.6	WOSC
3	Anaeth Fratcher	4:53.3	LIN
4	Arvonne Lorenson	4:56.99	LIN
5	Kelli Cammack	4:59.47	WU
6	Sandy Lutz	5:05.74	WOSC
7	Debra Jurek	5:07.1	WOSC
8	Alicia Tiltz	5:15.00	

TEAM SCORES

EOSC	GFC	L&C	Lin	NNC	SOSC	WOSC	WU
0	0	0	10	0	0	19	2
34	27	46	70	11	70	82	18

9							
10							
11							
12							
13							

NATA DISTRICT II

TRACK & FIELD CHAMPIONSHIPS MAY 8-9, 1987

EVENT 200m MEN/WOMEN

TEAM SCORES

PL.	NAME	MARK	SCHOOL	EOSC	GFC	L&C	Lin	NNC	SOSC	WOSC	WU
1	Sharon Wenger	25.71	WOSC	0	4	14	0	0	2	10	1
2	Kari Larsen	25.99	L&C	30	39	92	88	11	88	121	39
3	Nicole Perry	26.01	L&C								
4	Marta Shields	26.43	GFC	9							
5	Kathy Stag F	26.66	SOSC	10							
6	Stephanie Payne	26.91	WU	11							
7	Alisa Thomas	27.16	WU	12							
8	Kathy Kubic	27.39	LIN	13							

EVENT Triple Jump MEN/WOMEN

TEAM SCORES

PL.	NAME	MARK	SCHOOL	EOSC	GFC	L&C	Lin	NNC	SOSC	WOSC	WU
1	Lara Wright	31'13/4	WU	0	0	1	4	0	2	4	10
2	Shelly Woodside	35'73/4	LIN	30	39	93	104	11	90	125	49
3	Stacey Lee	34'11/4	LIN								
4	Kami Gee	33'43/4	WOSC	9							
5	Shannon Gates	32'10'1/4	SOSC	10							
6	Kurs Durran	32'6'1/4	L&C	11							
7	Amy Bolger	31'7	L&C	12							
8				13							

EVENT Long Jump MEN/WOMEN

TEAM SCORES

PL.	NAME	MARK	SCHOOL	EOSC	GFC	L&C	Lin	NNC	SOSC	WOSC	WU
1	Sharon Jensen	17'7'1/4	WOSC	0	0	0	10	0	0	10	3
2	Sharon Reaney	17'23/4	L&C	30	39	101	114	11	90	135	52
3	Shelly Woodside	17	LIN								
4	Lisa Linn	16'5	ALIN	9							
5	Lara Wright	16'13'1/2	WU	10							
6	Alisa Thomas	16'23/4	WU	11							
7	Val White	15'4'1/4	LIN	12							
8	Carole Jones	15'3	F&C	13							

EVENT 400m I H MEN/WOMEN

TEAM SCORES

PL.	NAME	MARK	SCHOOL	EOSC	GFC	L&C	Lin	NNC	SOSC	WOSC	WU
1	Sharon Jensen	1:05.25	WOSC	0	0	1	6	0	12	12	0
2	Kris Russell	1:07.19	SOSC	30	39	64	110	11	102	137	49
3	Val White	1:08.18	LIN								
4	Mindy Brown	1:11.35	SOSC	9							
5	Linda Henderson	1:12.65	WOSC	10							
6	Liz Ardinger	1:17.1	L&C	11							
7				12							
8				13							

NATA DISTRICT II

TRACK & FIELD CHAMPIONSHIPS MAY 8-9, 1987

EVENT 100m Ht MEN/WOMEN

PL.	NAME	MARK	SCHOOL
1	Shelley Woodside	15.56	LIN
2	Sharon Jensen	15.75	WOSC
3	Till Cochran	15.77	SOSC
4	Lenny Wallace	15.95	SOSC
5	Val White	16.43	LW
6	LISA LIND	16.44	LIN
7	LIZ Ardinger	16.61	LC
8	Darcy Eastland	17.03	WOSC

TEAM SCORES

EOSC	GFC	L&C	Lin	NNC	SOSC	WOSC	WU
0	0	0	13	0	10	8	0
24	27	46	93	11	80	90	18

9
10
11
12
13

EVENT 400m Dash MEN/WOMEN

PL.	NAME	MARK	SCHOOL
1	Karl Larsen	1:57.56	L&C
2	Nicole Perru	1:57.75	L&C
3	Marta Shields	1:01.45	GFC
4	Kathy Staaf	1:01.45	SOSC
5	Linda Brown	1:01.47	WU
6	Carole Jones	1:03.11	HEDEC
7	Irene Jones	1:03.24	WU
8	Christine Gillette	1:03.45	HEDEC

TEAM SCORES

EOSC	GFC	L&C	Lin	NNC	SOSC	WOSC	WU
1	0	15	0	0	4	0	2
30	33	104	23	11	84	90	20

9
10
11
12
13

EVENT 100M MEN/WOMEN

PL.	NAME	MARK	SCHOOL
1	Sharon Wegener	12.71	WOSC
2	Alisa Thomas	13.4	WU
3	Stephanie Payne	13.17	WU
4	Kathy Kubik	13.21	LIN
5	Jill Cochran	13.38	SOSC
6	Mary Tepper	13.42	LIN
7	Erin Weeks	13.59	WU
8	Shereen Beaney	13.62	L&C

TEAM SCORES

EOSC	GFC	L&C	Lin	NNC	SOSC	WOSC	WU
0	0	0	5	0	2	10	14
30	33	64	88	11	86	100	34

9
10
11
12
13

EVENT 800m MEN/WOMEN

PL.	NAME	MARK	SCHOOL
1	Brenda Thirte	2:18.89	WOSC
2	Meg Finaly	2:19.36	L&C
3	Terriane Lama	2:19.95	L&C
4	Julie Blum	2:24.19	WU
5	Melvine Springer	2:26.11	GFC
6	Sandy Loop	2:28.64	WOSC
7	Jana Zellmer	2:29.41	NNC
8			

TEAM SCORES

EOSC	GFC	L&C	Lin	NNC	SOSC	WOSC	WU
0	2	14	0	0	0	11	4
30	35	78	88	11	86	111	38

9
10
11
12
13

WOMEN

- 100m: Sharon Wegener (WO) 12.5, Nicole Perry (LC) 12.5,
Kari Larsen (LC) 12.8, Kathy Kubik (Lin) 13.16,
Jill Cochran (SO) 13.2, Stephanie Payne (Wil) 13.2,
Alisa Thomas (Wil) 13.2,
- 200m: Nicole Perry (LC) 25.8, Sharon Wegener (WO) 26.0,
Sharon Jensen (WO) 26.2, Marta Shields (GF) 26.2,
Kathy Staat (SO) 26.43, Kari Larsen (LC) 26.5,
Mary Tepper (Lin) 27.06, Elaine Haworth (GF) 27.2
- 400m: Nicole Perry (LC) 57.74, Kari Larsen (LC) 59.2,
Marta Shields (GF) 60.0, Javian Jones (Lin) 60.4,
Kris Russell (SO) 60.9, Kathy Staat (SO) 61.33,
Linda Brown (Wil) 62.3, Carole Jones (EOSC) 62.4
- 800m: Sharon Jensen (WO) 2:16.66, Sandy Loop (WO) 2:20.8,
Julie Dimick (WO) 2:21.6, Melanie Springer (GF) 2:21.6,
Jeannine Lama (LC) 2:23.1, Meg Finaly (LC) 2:23.5,
Brenda Thwaite (WO) 2:24.19, Katherine O'Leary (WO) 2:24.4
- 1500m: Katherine O'Leary (WO) 4:52.0, Julie Dimick (WO) 4:55.0,
Angela Thatcher (Lin) 4:55.2, Sandy Loop (WO) 4:58.2,
Kristin Peterson (Wil) 5:01.0, Debra Dick (WO) 5:05.0,
Allicia Tilzey (NNC) 5:10.0, Tacy Craigables (SO) 5:10.8,
Melanie Springer (GF) 5:12.0
- 3000m: Angela Thatcher (Lin) 10:51.6, Melanie Leckenby (Lin) 10:47.6,
Nadine Price (Lin) 10:48.27, Kristin Peterson (Wil) 10:50.2,
Elaine Delsman (SO) 10:58.8, Debra Dick (WO) 11:04.2,
Diane Peterson (GF) 11:32.0, Michelle Lan (GF) 11:33.4,
- 5000m: Katherine O'Leary (WO) 18:01.1, Angela Thatcher (Lin) 18:31.3,
Melanie Lackenby (Lin) 18:36.9, Kristin Peterson (Wil) 18:39.2,
Julie Dimick (WO) 18:41.2, Nadine Price (Lin) 18:46.5,
- 10,000m: Teresa Beeman (Lin) 40:45.4, Kalli Haverstock (GF) 43:48.0
- 100m HH: Sharon Jensen (WOSC) 15.4, Jill Cochran (SO) 15.4,
Lenore Wallace (SO) 15.5, Shelly Woodside (Lin) 15.9,
Val White (Lin) 16.2, Lisa Lind (Lin) 16.5,
Liz Ardinger (LC) 16.5, Shannon Gates (SO) 17.0
- 400m IH: Kris Russell (SO) 67.1, Lenore Kimble-Wallace (SO) 68.1,
Val White (Lin) 70.5, Mindy Brown (SO) 72.2,
Lara Wright (Wil) 74.7, Liz Ardinger (LC) 76.8,
Bethal Thompson (NNC) 77.0
- 4*100m: Lewis & Clark 50.29, Linfield 50.46, WOSC 51.4, Willamette 51.6,
SOSC 51.7, NNC 53.0, EOSC 54.1
- 4*400m: Lewis & Clark 4:01.2, WOSC 4:05.22, Willamette 4:12.4,
Linfield 4:14.8, SOSC 4:17.7, NNC 4:33.0

S.P.: Paige Daugherty (LC) 43-8 1/2, Johanna Williams (EOSC) 40-5,
Diana McDonald (Wil) 40-4 1/4, Debbie Garrison-Setteli (SO) 40-1,
Dixie McCadden (EOSC) 40-1, Robyn Mann (LC) 37-5,
Karen Carpenter (NNC) 36-7, Denise Fox (GF) 36-0,
Patti Stacey (EOSC) 35-2

Discus: Johanna Williams (EOSC) 127-9, Kathy Malcolm (Lin) 127-7,
Debbie Garrison-Setteli (SO) 127-0, Diana McDonald (Wil) 125-8,
Paige Daugherty (LC) 116-10, Rhonda Hardaway (NNC) 102-0,
Patti Stacey (EOSC) 101-1, Robyn Mann (LC) 100-8,
Carmen Garkwick (NNC) 98-0, Heidi Buckmaster (Wil) 97-7

Javelin: Shannon Gates (SO) 148-6, Leslie Johnson (LC) 144-3,
Kris Ettner (SO) 143-2, Denise Fox (GF) 142-7,
Kim Halter (Lin) 141-6, Heidi Buckmaster (Wil) 137-9,
Karen Carpenter (NNC) 129-0, Kami Gee (WO) 122-6,

H.J.: Sharon Jensen (WO) 5-5 Amy Bolger (LC) 5-4,
Lisa Lind (Lin) 5-3 3/4, Dianne Plagge (WOSC) 5-3 3/4,
Kelly Lovejoy (WO) 5-3 1/4, Sue Woolsey (GF) 5-2,
Stacey Lee (Lin) 5-3/4, Shannon Gates (SO) 5-0,

L.J.: Sharon Jensen (WO) 17-3, Shelly Woodside (Lin) 16-9 1/4,
Alisa Thomas (Wil) 16-6 1/2, Lara Wright (Wil) 16-3 3/4,
Carole Jones (EOSC) 16-2 1/2, Shereen Raney (LC) 15-11 1/2
Shannon Gates (SO) 15-2 3/4, Lisa Lind (Lin) 15-1 3/4

T.J.: Lara Wright (Wil) 36-11 1/2, Shelly Woodside (Lin) 35-11 1/2,
Shannon Gates (SO) 33-5, Krys Duncan (LC) 32-8 1/4,
Amy Bolger (LC) 32-6, Stacey Lee (Lin) 31-3

800m: Sharon Jensen(WO) 2:16.66, Sandy Loop(WO) 2:20.8,
Julie Dimick(WO) 2:21.6, Jeannine Lama(LC) 2:23.1,
Meg Finaly(LC) 2:23.5, Brenda Thwaite(WO) 2:24.19,
Katherine O'Leary(WO) 2:24.4

1500m: Katherine O'Leary(WO) 4:52.0, Julie Dimick(WO) 4:55.0,
Angela Thatcher(Lin) 4:55.2, Sandy Loop(WO) 4:58.2,
Kristin Peterson(Wil) 5:01.0, Debra Dick(WO) 5:05.0,
Tacy Craigmiles(SO) 5:10.8

3000m: Angela Thatcher(Lin) 10:51.6, Melanie Leckenby(Lin) 10:47.6,
Nadine Price(Lin) 10:48.3, Elaine Delsman(SO) 10:58.8,
Debra Dick(WO) 11:04.2, Michelle Lan(GF) 11:33.4,
Kali Haverstock(GF) 11:47.8,

5000m: Katherine O'Leary(WO) 18:01.1, Melanie Lackenby(Lin) 18:36.9,
Kristin Peterson(Wil) 18:39.2, Julie Dimick(WO) 18:41.2,
Nadine Price(Lin) 18:46.5, Angela Thatcher(Lin) 18:53.6

10,000m: Teresa Beeman(Lin) 40:45.4

100m HH: Jill Cochran(SO) 15.4, Lenore Kimble-Wallace(SO) 15.6,
Shelly Woodside(Lin) 15.9, Val White(Lin) 16.2,
Lisa Lind(Lin) 16.5, Liz Ardinger(LC) 16.5,
Darcy Eastland(WO) 17.7, Shannon Gates(SO) 17.8

400m HH: Kris Russell(SO) 67.1, Lenore Kimble-Wallace(SO) 68.1,
Val White(Lin) 70.5, Mindy Brown(SO) 72.2, Lara Wright(Wil) 74.7
Liz Ardinger(LC) 76.8

4*100m: Lewis & Clark 50.2, Linfield 50.8, WOSC 51.4, SOSC 51.7,
Willamette 51.9

4*400m: Lewis & Clark 4:01.2, WOSC 4:05.22, Willamette 4:13.8,
Linfield 4:14.8, SOSC 4:17.7

S.F.: Paige Daugherty(LC) 43-8 1/2, Debbie Garrison-Settelle(SO) 40-1,
Diana McDonald(Wil) 39-10 1/2, Robyn Mann(LC) 37-5,
Denise Fox(GF) 35-11 1/2, Soson Greenwood(Lin) 34-6,

Discus: Debbie Garrison-Settelle(SO) 127-0, Diana McDonald(Wil) 125-8,
Kathy Malcolm(Lin) 124-2, Paige Daugherty(LC) 116-10,
Robyn Mann(LC) 100-8, Heidi Buckmaster(Wil) 97-7

Javelin: Shannon Gates(SO) 145-10, Leslie Johnson(LC) 144-3,
Kris Etnner(SO) 143-2, Kim Hatter(Lin) 141-6,
Heidi Buckmaster(Wil) 137-9, Kami Gee(WO) 122-6,
Wambach(Lin) 116-9

H.J.: Amy Bolger(LC) 5-4, Lisa Lind(Lin) 5-3 3/4,
Kelly Lovejoy(WO) 5-3 1/4, Stacey Lee(Lin) 5-3/4,
Sue Woolsey(GF) 5-0,
2
Shannon Gates(SO) 5-0

L.J.: Sharon Jensen(WO) 16-7 3/4, Shelly Woodside(Lin) 16-7,

Alisa Thomas(Wil) 16-6 1/2, Lara Wright(Wil) 16-3 3/4,
Shereen Raney(LC) 15-11 1/2

T.J.: Lara Wright(Wil) 36-11 1/2, Shelly Woodside(Lin) 35-4 3/4,
Shannon Gates(SO) 33-5, Krys Duncan(LC) 32-8 1/4,
Amy Bolger(LC) 32-6, Stacey Lee(Lin) 31-3

SEVENTH ANNUAL NCCAA

WOMEN'S TRACK AND FIELD CHAMPIONSHIP RESULTS

Marion College - Marion, Indiana

May 1-2, 1987

*Record Broken

10,000 METERS

1.	Jodi Williamson	Taylor University	37:41.45
2.	Tammi Williams	Olivet Nazarene College	40:08.15
3.	Valerie Wilson	Taylor University	40:15.40
4.	Debb Pate	Cedarville College	41:28.56
5.	Laura Slowick	The King's College	42:24.73
6.	Bev Fisher	Cedarville College	47:55.18

HIGH JUMP

1.	Beth McGillivray	Cedarville College	5' 4"
2.	Patty Brickner	Malone College	5' 2"
3.	Becky Artz	The King's College	4' 8"
3.	Pam Leerar	Anderson College	4' 8"
5.	Jennifer Layton	Taylor University	4' 8"
6.	Laura Street	Malone College	4' 8"

SHOT PUT

1.	Linda Crouch	Spring Arbor College	42' 2"
2.	Darlene Owings	Marion College	36' 10"
3.	Bernice Monroe	Anderson College	36' 6 $\frac{1}{2}$ "
4.	Tina Keffaber	Marion College	35' 5 $\frac{1}{2}$ "
5.	Pamela Langellier	Olivet Nazarene College	35' 3 $\frac{1}{2}$ "
6.	Peggy Witt	Malone College	34' 3"

LONG JUMP

1.	Marcia Walker	Taylor University	17' 5"
2.	Michelle Hollar	Taylor University	16' 11 3/4"
3.	Teresa Luidhardt	Marion College	16' 4 3/4"
4.	Eileen Gable	Roberts Wesleyan College	16' 3 $\frac{1}{2}$ "
5.	Lora Tulowitzky	Anderson College	16' 3 $\frac{1}{2}$ "
6.	Margie Mayer	Northwestern College	16' 3"

JAVELIN

1.	Linda Crouch	Spring Arbor College	121' 11 $\frac{1}{2}$ "
2.	Virnna Vidaurri	Houghton College	119' 7"
3.	Barb Teeple	The King's College	115' 1"
4.	Susan McAllister	Taylor University	111' 3 $\frac{1}{2}$ "
5.	Lora Tulowitzky	Anderson College	102' 7"
6.	Edie Durost	Cedarville College	93' 7 $\frac{1}{2}$ "

100 METER URDLES

1.	Michelle Hollar	Taylor University	14.87
2.	Tracy Long	Anderson College	15.03
3.	Teresa Luidhardt	Marion College	15.53
4.	Laura Street	Malone College	15.77
5.	Cindy Collier	Cedarville College	16.36
6.	Eileen Gable	Roberts Wesleyan College	16.63

400 METERS

*1.	Esther Mahr	Cedarville College	57.40
2.	Kelly Geiser	Malone College	58.01
3.	Kathy Randolph	Malone College	58.85
4.	LaVonya Edmonds	Spring Arbor College	1:00.5
5.	Lora Tulowitzky	Anderson College	1:01.08
6.	Deborah Walker	Marion College	1:01.19

100 METERS

*1.	Tracie Stevenson	Malone College	12.26
2.	Samantha Hogan	Malone College	12.48
3.	Peggy Witt	Malone College	12.88
4.	Gretchen McCue	Eastern Mennonite College	12.94
5.	Teresa Luidhardt	Marion College	12.96
6.	Jody Eckert	Cedarville College	12.98

800 METERS

1.	Esther Mahr	Cedarville College	2:17.02
2.	Stephanie Swanson	Northwestern College	2:22.32
3.	JoEllen Karst	Huntington College	2:25.65
4.	Sherry Pomeroy	Taylor University	2:27.91
5.	Val Lord	Anderson College	2:30.94
6.	Tricia Hostetler	Eastern Mennonite College	2:33.94

400 METERS HURDLES

1.	Shelly Fratus	Cedarville College	1:04.84
2.	Tracy Long	Anderson College	1:04.86
3.	Michelle Hollar	Taylor University	1:07.34
4.	Teresa Gollmer	Taylor University	1:07.74
5.	Launie Shaw	Malone College	1:08.46
6.	Cindy Collier	Cedarville College	1:08.66

200 METERS

*1.	Tracie Stevenson	Malone College	25.39
2.	Kelly Geiser	Malone College	26.09
3.	Joy Olson	Northwestern College	26.37
4.	Gretchen McCue	Eastern Mennonite College	26.44
5.	Jody Eckert	Cedarville College	26.71
6.	Deborah Walker	Marion College	26.72

SEVENTH ANNUAL NCCAA

WOMEN'S TRACK AND FIELD CHAMPIONSHIP RESULTS

Marion College - Marion, Indiana

May 1-2, 1987

*Record Broken

10,000 METERS

1.	Jodi Williamson	Taylor University	37:41.45
2.	Tammi Williams	Olivet Nazarene College	40:08.15
3.	Valerie Wilson	Taylor University	40:15.40
4.	Debb Pate	Cedarville College	41:28.56
5.	Laura Slowick	The King's College	42:24.73
6.	Bev Fisher	Cedarville College	47:55.18

HIGH JUMP

1.	Beth McGillivray	Cedarville College	5' 4"
2.	Patty Brickner	Malone College	5' 2"
3.	Becky Artz	The King's College	4' 8"
3.	Pam Leerar	Anderson College	4' 8"
5.	Jennifer Layton	Taylor University	4' 8"
6.	Laura Street	Malone College	4' 8"

SHOT PUT

1.	Linda Crouch	Spring Arbor College	42' 2"
2.	Darlene Owings	Marion College	36' 10"
3.	Bernice Monroe	Anderson College	36' 6 $\frac{1}{2}$ "
4.	Tina Keffaber	Marion College	35' 5 $\frac{1}{2}$ "
5.	Pamela Langellier	Olivet Nazarene College	35' 3 $\frac{1}{2}$ "
6.	Peggy Witt	Malone College	34' 3"

LONG JUMP

1.	Marcia Walker	Taylor University	17' 5"
2.	Michelle Hollar	Taylor University	16' 11 3/4"
3.	Teresa Luidhardt	Marion College	16' 4 3/4"
4.	Eileen Gable	Roberts Wesleyan College	16' 3 $\frac{1}{2}$ "
5.	Lora Tulowitzky	Anderson College	16' 3 $\frac{1}{2}$ "
6.	Margie Mayer	Northwestern College	16' 3"

JAVELIN

1.	Linda Crouch	Spring Arbor College	121' 11 $\frac{1}{2}$ "
2.	Virnna Vidaurri	Houghton College	119' 7"
3.	Barb Teeple	The King's College	115' 1"
4.	Susan McAllister	Taylor University	111' 3 $\frac{1}{2}$ "
5.	Lora Tulowitzky	Anderson College	102' 7"
6.	Eddie Durost	Cedarville College	93' 7 $\frac{1}{2}$ "

100 METER URDLES

1.	Michelle Hollar	Taylor University	14.87
2.	Tracy Long	Anderson College	15.03
3.	Teresa Luidhardt	Marion College	15.53
4.	Laura Street	Malone College	15.77
5.	Cindy Collier	Cedarville College	16.36
6.	Eileen Gable	Roberts Wesleyan College	16.63

400 METERS

*1.	Esther Mahr	Cedarville College	57.40
2.	Kelly Geiser	Malone College	58.01
3.	Kathy Randolph	Malone College	58.85
4.	LaVonya Edmonds	Spring Arbor College	1:00.5
5.	Lora Tulowitzky	Anderson College	1:01.08
6.	Deborah Walker	Marion College	1:01.19

100 METERS

*1.	Tracie Stevenson	Malone College	12.26
2.	Samantha Hogan	Malone College	12.48
3.	Peggy Witt	Malone College	12.88
4.	Gretchen McCue	Eastern Mennonite College	12.94
5.	Teresa Luidhardt	Marion College	12.96
6.	Jody Eckert	Cedarville College	12.98

800 METERS

1.	Esther Mahr	Cedarville College	2:17.02
2.	Stephanie Swanson	Northwestern College	2:22.32
3.	JoEllen Karst	Huntington College	2:25.65
4.	Sherry Pomeroy	Taylor University	2:27.91
5.	Val Lord	Anderson College	2:30.94
6.	Tricia Hostetler	Eastern Mennonite College	2:33.94

400 METERS HURDLES

1.	Shelly Fratus	Cedarville College	1:04.84
2.	Tracy Long	Anderson College	1:04.86
3.	Michelle Hollar	Taylor University	1:07.34
4.	Teresa Gollmer	Taylor University	1:07.74
5.	Launie Shaw	Malone College	1:08.46
6.	Cindy Collier	Cedarville College	1:08.66

200 METERS

*1.	Tracie Stevenson	Malone College	25.39
2.	Kelly Geiser	Malone College	26.09
3.	Joy Olson	Northwestern College	26.37
4.	Gretchen McCue	Eastern Mennonite College	26.44
5.	Jody Eckert	Cedarville College	26.71
6.	Deborah Walker	Marion College	26.72

FIFTEENTH ANNUAL NCCAA

WOMEN'S TRACK AND FIELD CHAMPIONSHIP RESULTS
 Marion College - Marion, Indiana
 May 1-2, 1987

10,000 METERS

1. Jodi Williamson	Taylor University	37:41.45
2. Tammi Williams	Olivet Nazarene College	40:08.15
3. Valerie Wilson	Taylor University	40:15.40
4. Deb Pate	Cedarville College	41:28.56
5. Laura Slowick	The King's College	42:24.73
6. Bev Fisher	Cedarville College	47:55.18

HIGH JUMP

1. Beth McGillivray	Cedarville College	5'4"
2. Patty Brickner	Malone College	5'2"
3. Becky Artz	The King's College	4'8"
3. Pam Leerar	Anderson College	4'8"
5. Jennifer Layton	Taylor University	4'8"
6. Laura Street	Malone College	4'8"

SHOT PUT

1. Linda Crouch	Spring Arbor College	42' 2"
2. Darlene Owings	Marion College	36' 10"
3. Dernice Monroe	Anderson College	36' 6 $\frac{1}{2}$ "
4. Tina Keffaber	Marion College	35' 5 $\frac{1}{2}$ "
5. Pamela Langellier	Olivet Nazarene College	35' 3 $\frac{1}{2}$ "
6. Peggy Witt	Malone College	34' 3"

LONG JUMP

1. Marcia Walker	Taylor University	17' 5"
2. Michele Hollar	Taylor University	16' 11 3/4"
3. Teresa Luidhardt	Marion College	16' 4 3/4"
4. Eileen Gable	Roberts Wesleyan College	16' 3 $\frac{1}{2}$ "
5. Lora Tulowitzky	Anderson College	16' 3 $\frac{1}{2}$ "
6. Margie Mayer	Northwestern College	16' 3"

JAVELIN

1. Linda Crouch	Spring Arbor	121' 11 $\frac{1}{2}$ "
2. Virginia Vidavri	Houghton College	119' 7"
3. Barb Teeple	The King's College	115' 1"
4. Susan McAllister	Taylor University	111' 3 $\frac{1}{2}$ "
5. Lora Tulowitzky	Anderson College	102' 7"
6. Edie Durost	Cedarville College	93' 7 $\frac{1}{2}$ "

FIFTEENTH ANNUAL NCCAA

WOMEN'S TRACK AND FIELD CHAMPIONSHIP RESULTS
 Marion College - Marion, Indiana
 May 1-2, 1987

DISCUS

1.	Linda Crouch	Spring Arbor College	123' 3"
2.	Bernice Monroe	Anderson College	116' 9"
3.	Liz Lindsley	Malone College	115' 3"
4.	Rachelle Waskow	Olivet Nazarene College	109' 6"
5.	Judy Roehr	Roberts Wesleyan College	108' 9"
6.	Barb Teeple	The King's College	106' 7"

TRIPLE JUMP

* 1.	Marjie Mayer	Northwestern College	34' 6 $\frac{1}{4}$ "
2.	Michele Hollar	Taylor University	34' 4"
3.	Dawn Faler	Spring Arbor	33' 6 $\frac{1}{4}$ "
4.	Eileen Gable	Roberts Wesleyan College	33' 6"
5.	Krista Sand	Malone College	33' 3 $\frac{1}{2}$ "
6.	Becky Artz	The King's College	32' 7 $\frac{1}{4}$ "

5,000 METERS

* 1.	Marguerite Skello	Malone College	17:55.44
2.	Jodi Williamson	Taylor University	19:29.10
3.	Lisa Klingshirn	Malone College	19:05.75
4.	Tammi Williams	Olivet Nazarene College	19:09.64
5.	Kim Rodocker	Anderson College	19:18.75
6.	Val Wilson	Taylor University	19:35.82

400 METER RELAY

* 1.	Sand, Hogan, Witt, Stevenson	Malone College	49.67
2.	DeGraff, Miller, Walker, Hollar	Taylor University	50.72
3.	Collier, Bresson Eckert, Fratus	Cedarville College	51.32
4.	Herrick, Tulowitzky Liggitt, Long	Anderson College	51.40
5.	Holsworth, Faler Hopkins, Edmonds	Spring Arbor College	51.99
6.	Walker, Hughes Henderson, Luidhardt	Marion College	53.32

* Denotes record breaker

FIFTEENTH ANNUAL NCCAA

WOMEN'S TRACK AND FIELD CHAMPIONSHIP RESULTS
 Marion College - Marion, Indiana
 May 1-2, 1987

* RECORD BROKEN

1500 METERS

1.	JoEllen Karst	Huntington College	4:49.24
2.	Sherry Pomeroy	Taylor University	4:50.86
3.	Mary McCullough	Houghton College	4:53.14
4.	Tina Simmon	Spring Arbor	5:03.98
5.	Sandy Moore	Malone College	5:05.17
6.	Jodi Fuhrmann	Taylor University	5:07.82

110 HIGH HURDLES

1.	Evan Bradley	Anderson College	14.97
2.	Dayshon Hall	Malone College	15.16
3.	Pedro Rosario	Taylor University	15.33
4.	Craig Caldwell	Anderson College	15.45
5.	Durand Barnes	Anderson College	15.49
6.	William Taylor	Taylor University	15.51

100 METER HURDLES

1.	Michelle Hollar	Taylor University	14.87
2.	Tracy Long	Anderson College	15.03
3.	Teresa Ludihardt	Marion College	15.53
4.	Laura Street	Malone College	15.77
5.	Cindy Collier	Cedarville College	16.36
6.	Eileen Gable	Roberts Wesleyan College	16.63

400 METERS

* 1.	Esther Mahr	Cedarville College	57.40
2.	Kelly Geiser	Malone College	58.01
3.	Kathy Randolph	Malone College	58.85
4.	LaVonya Edmonds	Spring Arbor	1:00.5
5.	Lora Tulowitzky	Anderson College	1:01.08
6.	Deborah Walker	Marion College	1:01.19

100 METERS

* 1.	Tracie Stevenson	Malone College	12.26
2.	Samantha Hogan	Malone College	12.48
3.	Peggy Witt	Malone College	12.88
4.	Gretchen McCue	Eastern Mennonite College	12.94
5.	Teresa Luidhardt	Marion College	12.96
6.	Jody Eckert	Cedarville College	12.98

FIFTEENTH ANNUAL NCCAA

WOMEN'S TRACK AND FIELD CHAMPIONSHIP RESULTS
Marion College - Marion, Indiana
May 1-2, 1987

* RECORD BROKEN

800 METERS

1.	Esther Mahr	Cedarville College	2:17.02
2.	Stephanie Swanson	Northwestern College	2:22.32
3.	JoEllen Karst	Huntington College	2:25.65
4.	Sherry Pomeroy	Taylor University	2:27.91
5.	Val Lord	Anderson College	2:30.94
6.	Tricia Hostetler	Eastern Mennonite College	2:33.94

400 METERS HURDLES

1.	Shelly Fratus	Cedarville College	1:04.84
2.	Tracy Long	Anderson College	1:04.86
3.	Michelle Hollar	Taylor University	1:07.34
4.	Teresa Gollmer	Taylor University	1:07.74
5.	Launie Shaw	Malone College	1:08.46
6.	Cindy Collier	Cedarville College	1:08.66

200 METERS

* 1.	Tracie Stevenson	Malone College	25.39
2.	Kelly Geiser	Malone College	26.09
3.	Joy Olson	Northwestern College	26.37
4.	Gretchen McCue	Eastern Mennonite College	26.44
5.	Jody Eckert	Cedarville College	26.71
6.	Deborah Walker	Marion College	26.72

3000 METERS

* 1.	Marguerite Skello	Malone College	10:26.09
2.	Jodi Williamson	Taylor University	10:50.23
3.	Sandy Moore	Malone College	11:10.90
4.	Lisa Klingshirn	Malone College	11:14.00
5.	Kim Rodocker	Anderson College	11:16.65
6.	Theresa Jones	Malone College	11:18.85

FIFTEENTH ANNUAL NCCAA

WOMEN'S TRACK AND FIELD CHAMPIONSHIP RESULTS
Marion College - Marion, Indiana
May 1-2, 1987

1600 METER RELAY

1.	Randolph, Hogan Stevenson, Geiser	Malone College	3:57.88
2.	Fratus, Bresson Sills, Mahr	Cedarville College	4:05.17
3.	Hollar, Stuiber DeGraff, Gollamer	Taylor University	4:09.63
4.	Herrick, Ewry Tulowitzky, Long	Anderson College	4:13.04
5.	Crutchfield, Swanson Mayer, Olson	Northwestern College	4:13.53
6.	Holsworth, Faler Hopkins, Edmonds	Spring Arbor	4:13.86

15TH ANNUAL NCCAA MEN'S

7TH ANNUAL

NCCAA WOMEN'S

TRACK & FIELD

CHAMPIONSHIP



MARION COLLEGE

MARION, INDIANA

NCCAA TRACK & FIELD CHAMPIONSHIPS
May 1-2, 1987
Marion College - Marion, Indiana

MEET DIRECTOR

Susan Bowman

STARTERS

Joe Balassone
Gene Clouse

REFEREE

John Davis

CLERK OF COURSE

Susan Hensler

FULLY AUTOMATIC TIMING JUDGES

Ted Bascombe
Barton Carter

TIMERS & FINISH JUDGES

*Barry May	John Foss
Julie Drook	Chuck Kenworthy
John Hackney	Jim Luttrull, Sr.
Jim Luttrull, Jr.	Cathy Cullison
Dick Greiner	
Jan Storey	

SCORERS

*Alvin May
Alice Goodwin

LAP COUNTER

Lisardo Batan

ANNOUNCERS

Peg Roorbach
Larry Goins

AWARD CUSTODIAN

Alvin May

MESSENGER

Michelle Bowman

HAT & SHIRT SALES

Darcy Willett

POLE VAULT

* Harold Shigley
Diane Houlihan
Anne Tallmadge

INVOCATION

Dr. Mike Fratzke
First Vice President NCCAA

HURDLE & STEEPLECHASE CREW

*Mike Cliff
Jeanne Argot
Max Zirkle
Chuck Rushing
Ryan May
Rod Boswell
Tim Biddle
Joe Seaborn
Dave Kochheiser

INSPECTORS

*Ralph Goodwin
Deb Woods
Randy Hess
Chuck Mealy
Kevin Garrison
E.B. Brewer
Pam O'Dell
Joyce Hudson
Tim Aycock

IMPLEMENT WEIGHING & MEASURING

Marvin Hinds Vickie Hess

HEAD FIELD JUDGE

Lee Smith

TRAINER

Steve Mercer

SHOT PUT & DISCUS (WOMEN)

*Kelli Turner
Tony Melton
Annette Overdorf
Diane Houlihan

ADMISSION GATE & CONCESSIONS

Marion College Cheerleaders

SHOT PUT & DISCUS (MEN)

*Harold Shigley
Pam O'Dell
Joyce Hudson
Tina Keffaber

LONG JUMP & TRIPLE JUMP

*Peg Lyons
Kimberly Luster
Michelle Jeffries

TYPISTS & RECORDER

Debbie Wheeler
Kathy Shugart

1987 Meet Time Schedule

Revised

Revised

Friday Afternoon, May 1, 1987

Field Events

3 attempts in prelims - Top 9 to finals - 3 attempts in finals

<u>Time</u>	<u>Women</u>	<u>Men</u>
1:00		- Discus
2:00	Long Jump Shot Put High Jump to completion (start at 4'6" move bar up by 2")	Triple Jump (to follow women's long jump)
3:30	Javelin	
4:00		- Hammer Throw at Taylor University

Running Events (Preliminaries unless noted)

<u>Time</u>	<u>Women</u>	<u>Men</u>
1:00	10,000 M (final)	
2:00		4X100 M Relay
2:15		110 M High Hurdles
2:25	100 M Hurdles	
2:40		400 Meters
2:50	400 Meters	
3:00		100 Meters
3:10	100 Meters	
3:20		800 Meters
3:30	800 Meters	
3:45		400 M Hurdles
3:55	400 M Hurdles	
4:10		200 Meters
4:20	200 Meters	
4:30		10,000 M (final)
5:10		4X400 M Relay

Saturday, May 2, 1987

Field Events

3 attempts in prelims - Top 9 to finals - 3 attempts in finals

<u>Time</u>	<u>Women</u>	<u>Men</u>
10:00 A.M.	Triple Jump Discus	- Javelin - Shot Put Long Jump to follow women's triple jump
1:00		Pole Vault to completion (start at 12' - move 6" until 6 competitors remain- then move 3 ")

Men's Past Meet Results

		<u>Teams Competing</u>	<u>--Teams Scoring</u>
1973	1-Malone College 2-Cedarville College 3-John Brown University 4-Concordia Lutheran College	6	4
1974	1-Azusa Pacific College 2-Malone College 3-Cedarville College 4-John Brown University	9	8
1975	1-Cedarville College 2-Northwestern College 3-Grace College 4-Grand Rapids Baptist College	9	8
1976	1-Cedarville College 2-Grace College 3-Northwestern College 4-The King's College	15	12
1977	1-Northwestern College 2-Cedarville College 3-Eastern Mennonite College 4-Liberty Baptist College	10	10
1978	1-Northwestern College 2-Cedarville College 3-Eastern Mennonite College 4-Liberty Baptist College	18	17
1979	1-Liberty Baptist College 2-The King's College 3-Cedarville College 4-Eastern Mennonite College	20	20
1980	1-Carson-Newman 2-Liberty Baptist College 3-Cedarville College 4-Biola College 5-Mid-America Nazarene College	22	20
1981	1-Liberty Baptist College 2-Azusa Pacific College 3-Biola College 4-Marion College	17	15
1982	1-Messiah College 2-Marion College 3-Carson-Newman College 4-Eastern Mennonite College	18	18
1983	1-Mid-America Nazarene College 2-Cedarville College 3-Marion College 4-Olivet Nazarene College	22	21

PARTICIPATING SCHOOLS

MEN

Anderson College.....Anderson, Indiana
COACH Larry Maddox

Asbury College.....Wilmore, Kentucky
COACH Joe Brockinton

Baptist Bible College.....Clarks Summit, Pennsylvania
COACH Tim Hamilton

Cedarville College.....Cedarville, Ohio
COACH Elvin King

Eastern Mennonite College.....Harrisonburg, Virginia
COACH Byron Shenk

Geneva College.....Beaver Falls, Pennsylvania
COACH Donnie Hicks

George Fox College.....Newberg, Oregon
COACH Rich Allen

Grace College.....Winona Lake, Indiana
COACH Jeff Kowatch

Houghton College.....Houghton, New York
COACH Ken Heck

Huntington College.....Huntington, Indiana
COACH Tom King

John Brown University.....Siloam Springs, Arkansas
COACH Ed Renfrow

The King's College.....Briarcliff Manor, New York
COACH Bob MacClements

Marion College.....Marion, Indiana
COACH Tony Moreillon

Malone College.....Canton, Ohio
COACH Jack Hazen

Northwestern College.....St. Paul, Minnesota
COACH Nate Balzer

Olivet Nazarene College.....Kankakee, Illinois
COACH Wendy Parsons

Roberts Wesleyan College.....Rochester, New York
COACH Craig Hayward

Spring Arbor.....Spring Arbor, Michigan
COACH Ted Comden

Taylor University.....Upland, Indiana
COACH Bill Bauer

Trinity Christian College.....Palos Heights, Illinois
COACH Karol Hunt

GEORGE FOX COLLEGE -- GF

Coach: Rich Allen

79. Watts, Mike SR

GRACE COLLEGE -- GR

Coach: Jeff Kowatch

80. Wallace, Kevin SR

HOUGHTON COLLEGE -- HO

Coach: Ken Heck

81. Allen, Paul SR
82. Bentley, Bill JR
83. Dunham, Wes SR
84. Gidman, Greg SR
85. Hillis, Mark SR
86. Kangas, Tim SR
87. Meel, Dave SO
88. Olsen, Scott JR

HUNTINGTON COLLEGE -- H

Coach: Tom King

89. Ankrom, Mike SR
90. Bates, Tal SR
91. Bates, Travis FR
92. Christopher, John SO
93. Clark, Ron FR
94. Cook, Rick FR
95. Dates, Darrell SO
96. Fish, Steve SO
97. Foster, John SR
98. Frane, Scott SO
99. Fry, Tim SR
100. Herbert, Scott SO
101. Jenkins, Todd FR
102. Johnson, Mark FR
103. Luce, Dave SO
104. Marchus, Terry FR
105. Marke, Raymond FR
106. Merryman, Joe SO
107. Musick, Todd SO
108. Perrott, Brad SR
109. Samiec, Jim JR
110. Tillman, Lance SR
111. Will, Greg FR
112. Williams, Tony FR
113. Winrwea, Todd FR

JOHN BROWN UNIVERSITY -- JB

Coach: Ed Renfrow

114. Blessing, Mike SO
115. Bowling, Mark SO
116. Pace, Jeff SO
117. Siemens, Dwight JR

THE KING'S COLLEGE -- K

Coach: Bob MacClements

118. Connor, Brian SR
119. Erb, Keith JR
120. Fowler, Dan SR
121. Scott, Peter JR

MALONE COLLEGE -- MAL

Coach: Jack Hazen

122. Albaugh, Mark SR
123. Ashton, Eric FR
124. Beam, Mike JR
125. Brunton, Joe FR
126. Cumbo, John SO
127. Dummermuth, Todd FR
128. Fresenko, Jerry FR
129. Gladden, John JR
130. Glasco, James SO
131. Grafton, John FR
132. Grigsby, Tom FR
133. Hall, Dayshon FR
134. Harris, Chris SO
135. Hensel, Rick SO
136. Hill, Merman FR
137. Hopple, John FR
138. Hostetler, Mark FR
139. Hyser, Mark FR
140. Jackson, James JR
141. Lowe, Mark SO
142. Lund, Eric SO
143. Marchbank, Bob SO
144. Mast, Charles SR
145. McClure, Mark FR
146. McKay, Dave SR
147. McNutt, Ed SO
148. Miller, Duane FR
149. Parrish, Pat SR
150. Pederson, Tim SO
151. Render, Dave SO
152. Shade, Tom SR
153. Shriver, John JR
154. Stoneman, Keith FR
155. Studebaker, Jay FR
156. Swan, Brent JR
157. Tharp, Pat SR
158. Thornberg, Dick SR
159. Whitis, Matt FR
160. Wilson, Rick JR
161. Yocum, Mark SR

TRINITY CHRISTIAN COLLEGE -- TC

Coach: Karol Hunt

255.	Cupery, Dan	SO
256.	Stob, Bill	FR
257.	Yff, Dave	FR

NCCAA TRACK AND FIELD

Men's National Track Records

<u>EVENT</u>	<u>NAME</u>	<u>SCHOOL</u>	<u>PERFORMANCE</u>	<u>YEAR</u>
High Jump	Larry Clapp	Carson-Newman	6' 10 $\frac{1}{4}$ "	1982
Long Jump	Barrett Luketic	Cedarville College	22' 11 $\frac{3}{4}$ "	1974
Triple Jump	Cary Tyler	Biola University	50' 6 $\frac{1}{2}$ "	1981
Javelin	Mike Barnett	Azusa Pacific	228' 9"	1981
Shot Put	Mark Cornfield	Taylor University	56' 2"	1984
Discus	Rick Pittenger	Malone College	161' 7"	1974
110 M High Hurdles	Jim Brown	Carson-Nweman	14.94	1980
400 M Int. Hurdles	Jon Mitchell	Cedarville College	53.24	1975
100 M Dash	Anthony Beckles	Liberty Baptist	10.82	1981
200 M Dash	Kenroy Wipf	Northwestern College	21.54	1977
400 M Dash	Clarence Eddy	Cedarville College	48.57	1984
800 M Run	Tom Welsh	Baptist Bible College	1:53.84	1986
1500 M Run	Tom Hill	Cedarville College	3:51.16	1986
5000 M Run	Brad Erickstad	LeTourneau College	14:50.69	1981
10,000 M Run	Lester Zook	Messiah College	30:57.16	1982
Steeplechase	Tom Welsh	Baptist Bible College	9:27.41	1985
400 M Relay	Rosarto, Yoder Wood, Church	Taylor University	42.55	1986
1600 M Relay	Butcher, Mitchell Rowland, Green	Cedarville College	3:19.84	1975
Pole Vault	Rick Vasquez	Liberty Baptist	15' 6"	1980
Hammer Throw	Mike Dunnigan	Biola University	160' 2"	1985

1987 MINIMUM STANDARD TO QUALITY MEN FOR THE NCCAA NATIONAL MEET
Must be met in an Outdoor Meet

<u>Event</u>	<u>1984</u>	<u>1985</u>	<u>1986</u>	<u>1987 Qualifying Standard (meters)</u>	
				<u>F.A.T.</u>	<u>Handtimed</u>
100 Meter	11.63	11.86	11.32	11.61	11.4
200 Meter	23.15	23.74	22.92	23.27	23.1
400 Meter	50.79	51.94	51.16	51.30	51.2
800 Meter	1:59.67	1:59.70	1:59.61	1:59.66	1:59.6
1500 Meter	4:03.43	4:06.66	4:07.20	4:05.77	4:05.7
5000 Meter	15:40.24	15:50.08	15:41.31	15:43.88	15:43.8
10,000 Meter	32:32	32:54.5	33:37.16	33:01.22	33:01.1
Steeplechase	10:14.08	10:08.61	10:00.66	10:08.03	10:07.9
110 Meter HH	15.77	16.90	15.99	16.22	16.0
400 Meter IH	57.23	59.35	58.24	58.28	59.2
400 Meter Relay	44.28	44.45	45.53	44.76	44.7
1600 Meter Relay	3:28:03	3:34.92	3:28.46	3:30.47	3:30.4
Triple Jump	39'10 3/4"	41' 1 1/2"	43'8 3/4"	41'7"	
Long Jump	20' 1 3/4"	20'7 1/4"	20'10 1/2'	20'6"	
Javelin	155'5"	172'8"	168'6"	155'	
Shot Put	43'7 1/2"	45'7 1/2"	37'7 1/2"	42'3"	
Discus	129'3"	128'4"	124'5"	127'4"	
High Jump	6'4"	6'4"	6'0"	6'2"	
Pole Vault	13'3"	13'	13'0"	13'0"	
Hammer		100'4"	109'11"	no standard	

Women's Past Meet Results

		<u>Teams Competing--</u>	<u>Teams Scoring</u>
1981	1 - Liberty College	10	10
	2 - Marion College		
1982	1 - Spring Arbor College	13	13
	2 - Messiah College		
	3 - Anderson College		
	4 - Marion College		
1983	1 - Messiah College	15	13
	2 - Spring Arbor College		
	3 - Eastern Mennonite College		
	4 - Marion College		
1984	1 - Taylor University	15	14
	2 - Spring Arbor College		
	3 - Cedarville		
	4 - Northwestern		
	5 - Marion College		
	6 - Eastern Mennonite		
1985	1 - Cedarville College	14	13
	2 - Marion College		
	3 - Taylor University		
	4 - Anderson College		
	5 - Northwestern College		
	6 - Spring Arbor College		
1986	1 - Cedarville College	15	13
	2 - Spring Arbor College		
	3 - Taylor University		
	4 - Anderson College		
	5 - Marion College		
	6 - The King's College		

PARTICIPATING SCHOOLS
WOMEN

Anderson College.....Anderson, Indiana
Coach Larry Maddox

Cedarville College.....Cedarville, Ohio
Coach Elvin King

Eastern Mennonite College.....Harrisonburg, Virginia
Coach Byron Shenk

Houghton College.....Houghton, New York
Coach Ken Heck

Huntington College.....Huntington, Indiana
Coach Tom King

John Brown University.....Siloam Springs, Arkansas
Coach Ed Renfrow

The King's College.....Briarcliff Manor, New York
Coach Bob MacClements

Malone College.....Canton, Ohio
Coach Scott Armstrong

Marion College.....Marion, Indiana
Coach Sue Bowman

Northwestern College..... St. Paul, Minnesota
Coach Nate Balzer

Olivet Nazarene University.....Kankakee, Illinois
Coach Wendy Parsons

Roberts Wesleyan College.....Rochester, New York
Coach Rene Montenegro

Spring Arbor College.....Spring Arbor, Michigan
Coach Wayne Mollitor

Taylor University.....Upland, Indiana
Coach Jill Wyant-Burton

Trinity Christian College.....Palos Heights, Illinois
Coach Karol Hunt

MALONE COLLEGE - Continued

326.	Schneeberger, Kathy	SO
327.	Sand, Krista	JR
328.	Shaw, Launie	FR
329.	Skello, Marguerite	JR
330.	Smith, Tiffany	FR
331.	Stevenson, Tracie	FR
332.	Street, Laura	FR
333.	Ward, Michelle	FR
334.	Witt, Peggy	FR

MARION COLLEGE -- M

Coach: Sue Bowman

335.	Henderson, Kandy	JR
336.	Houlihan, Diane	FR
337.	Hughes, Nina	SO
338.	Keffaber, Tina	SR
339.	Luidhardt, Teresa	JR
340.	Owings, Darlene	SO
341.	Walker, Deborah	SO
342.	Zirkle, Jackie	FR

NORTHWESTERN COLLEGE -- N

343.	Crutchfield, Sue	FR
344.	Kendall, Barb	FR
345.	Kleckler, Linda	FR
346.	Mayer, Marjie	FR
347.	Nauber, Karin	FR
348.	Norman, Kathy	FR
349.	Olson, Joy	SR
350.	Swanson, Stephanie	FR
351.	Terhaar, Amy	FR

OLIVET NAZARENE UNIVERSITY -- ON

Coach: Wendy Parsons

352.	Laniga, Debbie	SO
353.	Langellier, Pamela	JR
354.	Turnbull, Christy	SO
355.	Waskow, Rachelle	SO
356.	Williams, Tammi	FR

ROBERTS WESLEYAN COLLEGE -- RW

Coach: Rene Montenegro

357.	Bradford, Kerry	JR
358.	Dunham, Beth	FR
359.	Egelston, Mikki	SO
360.	Gable, Eileen	SO
361.	Roehr, Judy	SR
362.	Warren, Becky	SO

SPRING ARBOR COLLEGE -- SA

Coach: Wayne Mollitor

363.	Crouch, Linda	SR
364.	Cochrane, Sue	SR
365.	Edmonds, LaVanya	SR
366.	Faler, Dawn	SO
367.	Holsworth, Joyce	JR
368.	Hopkins, Dina	FR
369.	Probst, Dawn	SR
370.	Pongrattana, Nola	SO
371.	Simmon, Tina	JR
372.	Vidler, Jan	JR

TAYLOR UNIVERSITY -- T

Coach: Jill Wyant-Burton

373.	Best, Luci	SR
374.	Coln, Ruth	SO
375.	Confer, Beth	JR
376.	Deacon, Dana	SO
377.	DeGraf, Anne	JR
378.	Fakes, Rochelle	SR
379.	Freeman, Sandy	FR
380.	Fuhrmann, Jodi	SR
381.	Gollmer, Teresa	SO
382.	Harlen, Michelle	SO
383.	Hollar, Michelle	JR
384.	Jeffery, Heather	SO
385.	Layton, Jennifer	FR
386.	McAllister, Susan	SO
387.	Mignon, Beth	JR
388.	Miller, Lisa	JR
389.	Morrow, Yvonne	SO
390.	Pomeroy, Sherry	JR
391.	Smith, Katy	SR
392.	Soucy, Stephanie	SO
393.	Stuiber, Shelli	SR
394.	Tarner, Mary	FR
395.	Walker, Marcia	SO
396.	Williamson, Jodi	SR
397.	Wilson, Valerie	SR
398.	Zehnder, Betsy	FR

NCCAA TRACK AND FIELD
Women's National Track Records

<u>EVENT</u>	<u>NAME</u>	<u>SCHOOL</u>	<u>PERFORMANCE</u>	<u>YEAR</u>
High Jump	Ruth Lee	The King's College	5'4 $\frac{1}{4}$ "	1982
Long Jump	Michelle Hollar	Taylor University	18' $\frac{1}{2}$ "	1985
Javelin	Glenda Gruno	Spring Arbor College	126' 6"	1982
Shot Put	Dail Haynes	Marion College	44'11 $\frac{3}{4}$ "	1982
Discus	Marie Frees	Mid-America Nazarene	136' 8"	1984
100 M Hurdles	Tracy Long	Anderson College	14.68	1986
400 M Hurdles	Karen Rodd	Spring Arbor College	1:03.92	1986
100 M Dash	Felecia Canada	Anderson College	12:53	1986
200 M Dash	Cilla Hoffman	Spring Arbor College	25.67(T)	1982
400 M Dash	Esther Mahr	Cedarville College	57.50	1985
800 M Run	Jane Romig	Cedarville College	2:16.20	1985
1500 M Run	Jane Romig	Cedarville College	4:46.99	1985
3000 M Run	Jane Brooker	Cedarville College	10:32.57	1986
5000 M Run	Kathy Burnett	The King's College	17:56.58	1982
10,000 M Run	Kim Southworth	Spring Arbor College	37:38.59	1982
400 M Relay	Williams, Kelich Luster, Luidhardt	Marion College	50.09	1985
800 M Medley	O'Marra, Hutchins Robinson, Searer	Messiah College	1:50.66	1982
1600 M Relay	Searer, Robinson Nelson, Hutchins	Messiah College	4:02.27	1982
3200 M Relay	Temple, Reimer Smiley, Andrew	Liberty Baptist	9:39.76	1981
Triple Jump	Karen Rodd	Spring Arbor College	34'2 $\frac{1}{2}$ "	1986

WOMEN'S

1:00 P.M.
Friday

10,000 METER RUN

WATERFALL START
FINAL

<u>Name</u>	<u>Position</u>	<u>Number</u>	<u>School</u>	<u>Time</u>
Williams, Tammi	1	356	ON	42:50
Williamson, Jodi	2	396	T	38:06.7
Wilson, Valerie	3	397	T	39:27.5
Slowick, Laura	4	312	K	42:12
Pate, Deb	5	283	C	NT
Fisher, Bev	6	277	C	NT

1986 WINNER - Val Wilson (T) 39:27.84

Results

	<u>Name</u>	<u>School</u>	<u>Time</u>
1st	_____	_____	_____
2nd	_____	_____	_____
3rd	_____	_____	_____
4th	_____	_____	_____
5th	_____	_____	_____
6th	_____	_____	_____

2:00 P.M.
Friday

WOMEN'S
SHOT PUT

FINAL

Top 9 to Finals

Flight 1

<u>Name</u>	<u>Number</u>	<u>School</u>	<u>Distance</u>
Lindsley, Liz	322	MAL	30' 8 3/4"
Teeple, Barb	313	K	33' 1/2"
Terhaar, Amy	351	N	27' 9 1/2"
Mignon, Beth	387	T	31' 2"
Nauber, Karin	347	N	31'
Smith, Katy	391	T	26' 7"
Witt, Peggy	334	MAL	33' 1"

Flight 11

Tina Keffaber	338	M	34' 1/2"
Carter, Jackie	258	A	33' 9 1/2"
Owings, Darlene	340	M	35' 2 1/2"
Monroe, Bernice	268	A	37' 4"
Crouch, Linda	363	SA	41' 9 1/2"
Langellier, Pamela	353	ON	34' 10 1/2"

1986 WINNER - Linda Crouch (SA) 41'10"

Results

<u>Name</u>	<u>School</u>	<u>Distance</u>
1st _____	_____	_____
2nd _____	_____	_____
3rd _____	_____	_____
4th _____	_____	_____
5th _____	_____	_____
6th _____	_____	_____

4:00 P.M.
Friday

MEN'S
DISCUS

Top Nine To Finals

Two throws between flights
by those in next flight

Flight 1

<u>Name</u>	<u>Position</u>	<u>Number</u>	<u>School</u>	<u>Distance</u>
Yff, Dave	1	257	TC	118'9"
Sola, Peter	2	183	N	122'1"
Lowe, Mark	3	141	MAL	129'11"
Button, Brad	4	201	RW	102'
Smith, Jason	5	203	RW	124' 6 $\frac{1}{2}$ "
Gowan, Darrin	6	166	M	124'3"

Flight 11

Spear, Jerry	1	198	ON	132'11"
Seymour, Steve	2	65	C	130'11"
Ladig, Craig	3	20	AND	143'
Kuntz, Pat	4	195	ON	136'11"
Browner, Ken	5	228	T	138'10"

Flight 111

Marchbank, Bob	1	143	MAL	149'6"
Nedzesky, Mike	2	77	GEN	146'8"
Watts, Mike <i>151-10 148-5</i>	3	79	GF	153'1"
Bates, Travis	4	91	H	143'2"
Anderson, Mark	5	2	AND	151'1"

1987 WINNER - Phil Hulbert (C) 157'1"

Results

<u>Name</u>	<u>School</u>	<u>Distance</u>
1st _____	_____	_____
2nd _____	_____	_____
3rd _____	_____	_____
4th _____	_____	_____
5th _____	_____	_____
6th _____	_____	_____

2:00 P.M.
Friday

MEN'S
400 METER RELAY

Top Four From Each Heat To Finals

Heat 1

<u>School</u>	<u>Lane</u>	<u>Time</u>
Taylor University (T)	3	43.12
Huntington College (H)	4	43.6
Houghton College (HO)	5	45.54
Anderson College (AND)	6	42.48
Cedarville (C)	7	45.84

Heat 11

Malone College (MAL)	3	43.1
Baptist Bible College (BB)	4	46.0
Spring Arbor College (SA)	5	43.07
The King's College (K)	6	45.0
Northwestern College (N)	7	44.64

1986 WINNER - Taylor University (T) 42.55

RESULTS

	<u>School</u>	<u>Time</u>
1st	_____	_____
2nd	_____	_____
3rd	_____	_____
4th	_____	_____
5th	_____	_____
6th	_____	_____

2:25 P.M.
Friday

WOMEN'S
100 M HURDLES

Top Four From Each Heat To Finals

Heat 1

<u>Name</u>	<u>Lane</u>	<u>Number</u>	<u>School</u>	<u>Time</u>
Long, Tracy	3	265	A	15.09
Mosher, Gloria	4	300	H	17.1
Luidhardt, Teresa	5	339	M	15.77
Hopkins, Dina	6	368	SA	16.86
Gollmer, Teresa	7	381	T	16.70
Gable, Eileen	8	360	RW	16.94

Heat 11

Street, Laura	3	332	MAL	16.6
Hollar, Michelle	4	383	T	14.8
Collier, Cindy	5	274	C	16.74
Bigham, Pam	6	295	H	16.9
Kremer, Susan	7	308	JB	16.3
Kloosterman, Kathy	8	399	TC	17.7

1986 WINNER - Karen Rodd (SA) 63.92

RESULTS

<u>Name</u>	<u>School</u>	<u>Time</u>
1st _____	_____	_____
2nd _____	_____	_____
3rd _____	_____	_____
4th _____	_____	_____
5th _____	_____	_____
6th _____	_____	_____

2:50 P.M.

Friday

WOMEN'S
400 METERS

Top Four From Each Heat To Finals

Heat 1

<u>Name</u>	<u>Lane</u>	<u>Number</u>	<u>School</u>	<u>Time</u>
Ewry, Tammy	1	260	A	63.14
Walker, Deborah	2	341	M	61.89
Holsworth, Joyce	3	367	SA	63.8
DeGraff, Ann	4	377	T	62.4
Hewett, Rachel	5	304	H	69.
Sills, Belinda	6	284	C	60.44
Tulowitzky, Lora	7	270	A	60.84
Mahr, Esther	8	280	C	58.04

Heat 11

Randolph, Kathy	1	325	MAL	59.15
Haynes, Laura	2	298	HO	64.74
Stuiber, Shelli	3	393	T	63.1
Olson, Joy	4	349	N	61.84
Button, Julie	5	296	HO	62.74
Edmonds, LaVonya	6	365	SA	61.2
Bradford, Kerry	7	357	RW	66.9
Geiser, Kelly	8	316	MAL	58.94

1986 WINNER - Esther Mahr (C) 59.57

	<u>RESULTS</u>		
	<u>Name</u>	<u>School</u>	<u>Time</u>
1st	_____	_____	_____
2nd	_____	_____	_____
3rd	_____	_____	_____
4th	_____	_____	_____
5th	_____	_____	_____
6th	_____	_____	_____

3:10 P.M.
Friday

WOMEN'S
100 METERS

Top Four From Each Heat To Finals

Heat 1

<u>Name</u>	<u>Lane</u>	<u>Number</u>	<u>School</u>	<u>Time</u>
Walker, Marcia	2	395	T	12.75
DeGraff, Anne	3	377	T	13.1
Hogan, Samantha	4	319	MAL	12.52
Liggett, Holly	5	264	A	13.48
Witt, Peggy	6	334	MAL	13.24
Crutchfield, Sue	7	343	N	13.24

Heat 11

Luidhardt, Teresa	2	339	M	12.7
McCue, Gretchen	3	293	EM	13.24
Stevenson, Tracie	4	331	MAL	12.53
Eckert, Jody	5	276	C	13.14
Walker, Deborah	6	341	M	NT
Bresson, Penny	7	272	C	13.34
Gable, Eileen	8	360	RW	13.44

1986 WINNER - Felecia Canada (A) 12.53

RESULTS

<u>Name</u>	<u>School</u>	<u>Time</u>
1st _____	_____	_____
2nd _____	_____	_____
3rd _____	_____	_____
4th _____	_____	_____
5th _____	_____	_____
6th _____	_____	_____

3:30 P.M.
Friday

WOMEN'S

800 METERS

Top Four From Each Heat To Finals

Heat 1

<u>Name</u>	<u>Lane</u>	<u>Number</u>	<u>School</u>	<u>Time</u>
Strand, Lisa	1	301	HO	2:33.1
Clark, Lynn	2	273	C	2:39.14
Swanson, Stephanie	3	350	N	2:25.18
Ward, Michelle	4	333	MAL	2:29.24
Deemer, Beth	5	259	A	2:35.54
Lord, Val	6	266	A	2:29.59
Karst, JoEllen	7	305	H	2:21.9
Bell, Mandy	8	306	JB	2:37.62

Heat 11

Sills, Belinda	1	284	C	2:25.24
Hostetter, Tricia	2	289	EM	2:29.8
Schneeberger, Kathy	3	326	MAL	2:40.1
Pomeroy, Sherry	4	390	T	2:25.3
Mahr, Esther	5	280	C	2:18.14
Hagestrom, Deana	6	318	MAL	2:31.7
Hughes, Nina	7	337	M	2:46.54
Westra, Jill	8	400	TC	2:36.7
Simmons, Tina	9	371	SA	2:36.24

1986 WINNERR - Jane Brooker (C) 2:20.54

RSEULTS

<u>Name</u>	<u>School</u>	<u>Time</u>
1st _____	_____	_____
2nd _____	_____	_____
3rd _____	_____	_____
4th _____	_____	_____
5th _____	_____	_____
6th _____	_____	_____

3:45 P.M.
Friday

MEN'S

400 METER HURDLES

Top Four From Each Heat To Finals

Heat 1

<u>Name</u>	<u>Lane</u>	<u>Number</u>	<u>School</u>	<u>Time</u>
McNutt, Ed	2	147	MAL	59.13
Rosario, Pedro	3	244	T	58.04
Reid, Dave	4	60	C	58.54
Shade, Tom	5	152	MAL	56.13
Barnes, Durand	6	4	AND	55.56
Winters, Lee	7	173	M	68.
Bradley, Evans	8	7	AND	54.17

Heat 11

Frane, Scott	2	98	H	57.10
Tillman, Lance	3	110	H	58.24
Cosby, Monty	4	10	AND	54.20
Taylor, William	5	251	T	60.9
Foster, John	6	97	H	60.2
Stanislaw, Rich	7	249	T	54.29
Warvel, Duane	8	171	M	56.7

1986 WINNER - Jeff Raymond (T) 55.25

RESULTS

<u>Name</u>	<u>School</u>	<u>Time</u>
1st _____	_____	_____
2nd _____	_____	_____
3rd _____	_____	_____
4th _____	_____	_____
5th _____	_____	_____
6th _____	_____	_____

4:00 P.M.
 (At Taylor University)
 Friday

MEN'S
 HAMMER

Top Nine To Finals

Flight 1

<u>Name</u>	<u>Number</u>	<u>School</u>	<u>Distance</u>
Rennaker, Paul	28	AND	101'8"
Christophel, John	92	H	ND
Marchbank, Bob	143	MAL	101'
White, Quinn	252	T	64'11"
Kelley, Shane	18	AND	119'3"
Karnes, Pat	167	M	ND
Winter, Todd	113	H	83'

Flight 11

Karnes <i>F 62-4 F</i>			
Lowe, Mark <i>125-4 F F</i>	141	MAL	129'
Beard, Bruce <i>134-7 F 123-4</i>	225	T	131'8"
Sola, Peter <i>F F 135-3</i>	183	N	150'5"
Watts, Mike <i>F 132-8 142-6</i>	79	GF	151'1"
Anderson, Mark <i>134-8 F 132-4</i>	2	AND	136'
Conwell, Mitch <i>F ? F</i>	230	T	120'3"
Ladig, Craig <i>F P 109-7</i>	20	AND	124'
Browner Ken <i>F 96-4 F 228</i>		T	124'7

1986 WINNER - Pete Sola (N) 137' 3 1/2"

RESULTS

<u>Name</u>	<u>School</u>	<u>Distance</u>
1st _____	_____	_____
2nd _____	_____	_____
3rd _____	_____	_____
4th _____	_____	_____
5th _____	_____	_____
6th _____	_____	_____

Browner	109-1	F	F
Ladig	F	122-6	120-7
Conwell	112-8	F	109
Lowe	F	122-2	122-11
Kelley	123-1	F	F
<i>2 in row</i> Beard	115-4	124-1	116-2
Anderson	F	112-2	113-7
Sola	143-2	143-1	143-4
Watts	139-0	138-8	136-3

4:20 P.M.
Friday

WOMEN'S
200 METERS

Top Four From Each Heat To Finals

Heat 1

<u>Name</u>	<u>Lane</u>	<u>Number</u>	<u>School</u>	<u>Time</u>
Walker, Marcia	2	395	T	27.1
Liggett, Holly	3	264	A	27.75
Geiser, Kelly	4	316	MAL	27.04
Miller, Lisa	5	388	T	27.2
Stevenson, Tracie	6	331	MAL	26.15
Walker, Deborah	7	341	M	27.7
Tulowitzky, Lora	8	270	A	27.23

Heat 11

Olson, Joy	1	349	N	26.75
McCue, Gretchen	2	293	EM	27.6
Smith, Tiffany	3	330	MAL	26.54
Edmonds, LaVonya	4	365	SA	28.44
Dunham, Beth	5	358	RW	28.6
Crutchfield, Sue	6	343	N	27.24
Eckert, Jody	7	276	C	27.14
Mayer, Marjie	8	346	N	27.14

1986 WINNER - Sandra Clark (SA) 25.84

RESULTS

<u>NAME</u>	<u>SCHOOL</u>	<u>TIME</u>
1st _____	_____	_____
2nd _____	_____	_____
3rd _____	_____	_____
4th _____	_____	_____
5th _____	_____	_____
6th _____	_____	_____

5:10 P.M.
Friday

MEN'S
1600 METER RELAY

Top Four From Each Heat To Finals

Heat 1

<u>School</u>	<u>Lane</u>	<u>Time</u>
Malone College (MAL)	2	3:30.1
Huntington College (H)	3	3:25.3
The King's College (K)	4	3:36
Taylor University (T)	5	3:21.55
Baptist Bible College (BB)	6	3:35
Cedarville College (C)	7	3:30.24

Heat 11

Houghton College (HO)	3	3:32
John Brown University (JB)	4	3:29.6
Spring Arbor College (SA)	5	3:28.94
Anderson College (AND)	6	3:17.54
Northwestern College (N)	7	3:33.14

1986 WINNER - Taylor University 3:23.66

RESULTS

<u>School</u>	<u>Time</u>
1st _____	_____
2nd _____	_____
3rd _____	_____
4th _____	_____
5th _____	_____
6th _____	_____

10:00 A.M.
Saturday

WOMEN'S
TRIPLE JUMP

Top Nine To Finals
Two Run throughs between flights
by those in next flight

Flight 1

<u>Name</u>	<u>Position</u>	<u>Number</u>	<u>School</u>	<u>Distance</u>
Leerar, Pam	1	263	A	27'3"
Button, Julie	2	296	HO	30'6"
Eckert, Jody	3	276	E	28'4 3/4"
French, Tracy	4	261	A	28.2"
Hopkins, Dina	5	368	SA	29'9"
Hayes, Laura	6	298	HO	29'8"

Flight 11

Luidhardt, Teresa	1	339	M	31' 1 1/2"
Sand, Krista	2	327	MAL	32'9"
Miller, Lisa	3	388	T	32'1"
Brickner, Patty	4	315	MAL	31'10"
Holsworth, Joyce	5	367	SA	31'3"
Faler, Dawn	6	366	SA	30' 10 1/2"
<i>Art 2, Beeky</i>	7	<i>310</i>	<i>K</i>	<i>31-11</i>

Flight 111

Gable, Eileen	1	360	RW	34'3"
Hollar, Michelle	2	383	T	34'11"
Mayer, Marjie	3	346	N	34'
Witt, Peggy	4	324	MAL	33' 1 1/2"
Harlan, Michelle	5	382	T	34'3"

1987 WINNER - Karen Rodd (SA) 34' 2 1/2"

RESULTS

<u>Name</u>	<u>School</u>	<u>Distance</u>
1st _____	_____	_____
2nd _____	_____	_____
3rd _____	_____	_____
4th _____	_____	_____
5th _____	_____	_____
6th _____	_____	_____

10:00 A.M.
Saturday

MEN'S
JAVELIN

Top Nine To Finals

Flight 1

<u>Name</u>	<u>Position</u>	<u>Number</u>	<u>School</u>	<u>Distance</u>
Fairborn, Darryl	1	202	RW	156'9"
Olsen, Scott	2	88	HO	149'
Frane, Scott	3	98	H	147'
Gittins, Jeff	4	15	AND	155'7"
Swan, Brent	5	156	MAL	142'
Hanney, Shawn	6	55	C	151'

Flight 11

Courrier, Ron	1	174	N	157'4"
Christophel, John	2	92	H	158'1"
Roberts, Mike	3	62	C	161'3"
Snook, Kevin	4	32	AND	170'4"
Graham, Bob	5	76	GEN	168'9"
Rosario, Pedro	6	244	T	176'8"

Flight 111

Watts, Mike	1	79	GF	184'5"
Pfiefer, Mark	2	26	AND	179'
Cleveland, Rick	3	208	SA	200'7"
Landes, Phil	4	70	EM	188'7"
Fowler, Dan	5	120	K	177'7"

1986 WINNER - Rick Cleveland (SA) 216'1"

RESULTS

<u>Name</u>	<u>School</u>	<u>Distance</u>
1st _____	_____	_____
2nd _____	_____	_____
3rd _____	_____	_____
4th _____	_____	_____
5th _____	_____	_____
6th _____	_____	_____

MEN'S
LONG JUMP

Saturday
(After Women's Triple)

Top Nine To Finals
Two run throughs between flights
Two run throughs between flights
by only those in next flight

Flight 1

<u>Name</u>	<u>Position</u>	<u>Number</u>	<u>School</u>	<u>Distance</u>
Marke, Raymond	1	105	H	20' 8"
Courrier, Ron	2	174	N	20' 8"
Robison, Rob	3	29	AND	20' 8 3/4"
Erkens, Brian	4	176	N	20' 5 1/2"
Stanislaw, Rich	5	249	T	20' 8"

Flight 11

Ankrom, Mike	1	89	H	20' 10 1/2"
Shade, Tom	2	152	MAL	20' 9"
Mungai, Simon	3	239	T	20' 9 3/4"
Gladden, John	4	129	MAL	20' 11"
Chapman, Nate	5	206	SA	20' 11"

Flight 111

Meriweather, Paul	1	237	T	21' 3"
Fowler, Dan	2	120	K	21' 4"
Wallace, Kevin	3	80	GR	21' 1 1/2"
Samiec, Jim	4	109	H	21' 6"
Smalley, Greg	5	45	BB	21' 3"

Flight 1111

Warvel, Duane	1	171	M	22' 9"
Cox, Todd	2	191	ON	21' 9 1/4"
McClure, Mark	3	145	MAL	22' 3"
Lamb, Brad	4	21	AND	22' 8"
Bailey, Alvin	5	3	AND	22' 4 3/4"

1986 WINNER - Lee Rogers (S) 22' 0"

RESULTS

<u>Name</u>	<u>School</u>	<u>Distance</u>
1st _____	_____	_____
2nd _____	_____	_____
3rd _____	_____	_____
4th _____	_____	_____
5th _____	_____	_____
6th _____	_____	_____

1:00 P.M.
Saturday

MEN'S
HIGH JUMP

FINAL

4 Alive At All Times
Starting Height at 5'10", Move Bar Up In Increments Of 2"

<u>Name</u>	<u>Position</u>	<u>Number</u>	<u>School</u>	<u>Height</u>
Cain, Scott	1	204	SA	6'2"
Jenkins, Todd	2	101	H	6'2"
Grafton, John	3	131	MAL	6'2"
Cleveland, Dan	4	207	SA	6'4"
Harris, Chris	5	134	MAL	6'4"
Michalec, Joe	6	238	T	6'4"
Woodruff, Bruce	7	200	ON	6'6"
White, Tom	8	37	AND	6'8"
Kersey, Mike	9	19	AND	6'8"
Landes, Phil	10	70	EM	6'8"
McClure, Mark	11	145	MAL	6'10"
McCutcheon, Randy	12	22	AND	6'10"

1986 WINNER - Dave Murrane (B) 6'6"

RESULTS

<u>Name</u>	<u>School</u>	<u>Distance</u>
1st _____	_____	_____
2nd _____	_____	_____
3rd _____	_____	_____
4th _____	_____	_____
5th _____	_____	_____
6th _____	_____	_____

1:40 P.M.
Saturday

WOMEN'S
400 METER RELAY

FINALS

<u>School</u>	<u>Lane</u>	<u>Time</u>
Anderson College (AND)	2	51.43
Cedarville College (C)	3	51.94
Houghton College (HO)	4	54.0
Spring Arbor College (SA)	5	53.46
Northwestern College (N)	6	52.50
Marion College (M)	7	53.46
Taylor University (T)	8	51.0
Malone College (MAL)	9	49.14

1986 WINNER - Anderson College 50.61

RESULTS

<u>School</u>	<u>Time</u>
1st _____	_____
2nd _____	_____
3rd _____	_____
4th _____	_____
5th _____	_____
6th _____	_____

2:05 P.M.
Saturday

MEN'S
1500 METERS

FINAL

Waterfall Start

<u>Name</u>	<u>Position</u>	<u>Number</u>	<u>School</u>	<u>Time</u>
Friederdorf, Troy	1	14	AND	4:03.80
Runion, Frank	2	30	AND	3:59
Stob, Bill	3	256	TC	4:48.3
Hopple, John	4	137	MAL	4:05.4
Moore, Rob	5	58	C	3:49.96
Buchanan, John	6	163	M	4:17
Thornburg, Dick	7	158	MAL	4:04.6
Fresenko, Jerry	8	128	MAL	4:04.1
Williams, Brian	9	38	AND	3:52.99
Gray, Glenn	10	216	SA	4:12.44
Bingham, Jeff	11	6	AND	3:57.34
Hill, Tom	12	56	C	3:52.00
Brewer, Tony	13	162	M	4:20
Luce, Dave	14	103	H	3:58.5

1986 WINNER - Tom Hill (C) 3:51.16

RESULTS

<u>Name</u>	<u>School</u>	<u>Time</u>
1st _____	_____	_____
2nd _____	_____	_____
3rd _____	_____	_____
4th _____	_____	_____
5th _____	_____	_____
6th _____	_____	_____

MEN'S
5000 METERS

4:35 P.M.
Saturday

FINALS

Waterfall Start

<u>Name</u>	<u>Line</u>	<u>Position</u>	<u>Number</u>	<u>School</u>	<u>Time</u>
Moore, Rob	1	1	58	C	14:35
Herbert, Scott	1	2	100	H	14:48
Hill, Tom	1	3	56	C	14:44
Dawes, J.P.	1	4	52	C	15:24
Bingham, Jeff	1	5	6	AND	15:20
McKay, Dave	1	6	146	MAL	15:05.31
Fillinger, Eric	1	7	54	C	15:12
Gerig, Jerry	1	8	235	T	15:23.23
Shepherd, Brian	1	9	247	T	15:01.92
Wilson, Rick	1	10	160	MAL	15:15
Runion, Frank	1	11	30	AND	15:31.24
Bragg, Bob	1	12	227	T	15:27.57
Oswald, John	1	13	59	C	15:11
Miller, Duane	1	14	148	MAL	15:20.6
Bowman, Pete	1	15	226	T	15:05.78
Whoolery, Rod	1	16	172	M	15:16
Petersen, Jeff	2	1	241	T	15:40.64
Hawks, Roger	2	2	17	AND	15:47
Butler, Neal	2	3	39	ASB	15:42.74
Nieswender, Matt	2	4	25	AND	15:42
Musall, Kent	2	5	169	M	15:30
Friedersdorf, Troy	2	6	14	AND	15:35
Hulliberger, Mark	2	7	193	ON	15:30.1
Rau, Larry	2	8	27	AND	15:47
McKee, Wes	2	9	221	SA	15:41.60
CHestnut, Kevin	2	10	164	M	16:20

1986 WINNER - Mike Ulrich (ON) 14:55.26

RESULTS

<u>Name</u>	<u>School</u>	<u>Time</u>
1st _____	_____	_____
2nd _____	_____	_____
3rd _____	_____	_____
4th _____	_____	_____
5th _____	_____	_____
6th _____	_____	_____

5:20 P.M.
Saturday

WOMEN'S

1600 M RELAY

FINALS

<u>Name</u>	<u>Lane</u>	<u>Time</u>
Spring Arbor (SA)	2	4:19.7
Cedarville (C)	3	4:06.54
Anderson (A)	4	4:17.08
Houghton (HO)	5	4:19.1
Northwestern (N)	6	4:22.54
Malone (MAL)	7	4:05.04
Taylor (T)	8	4:11.7

1986 WINNER - Spring Arbor College 4:06.44


RESULTS

<u>School</u>	<u>Time</u>
1st _____	_____
2nd _____	_____
3rd _____	_____
4th _____	_____
5th _____	_____
6th _____	_____

THE SCORING FOR MEN AND WOMEN WILL BE AS FOLLOWS:

	1st	2nd	3rd	4th	5th	6th
Individual Events	10	8	6	4	2	1
Relays	10	8	6	4	2	1

The form consists of a large grid for recording scores. The grid is divided into three vertical sections by two vertical lines. The top row of the grid is blank, while the remaining rows are filled with diagonal lines from the top-left to the bottom-right, indicating that the grid is intended for handwritten entries.





George Fox College/Linfield College
Portland State University/Chemeketa Community College

Newberg, Oregon
April 25, 1987

- 12:00 HAMMER THROW: Dean L (171-10); Kobow L (155-8); Watts GF (148-10)
Elkins GF (141-3); Hartmann CC (137-2); Prestianni L (120-0)
Truax L (119-0)
- 12:30 SHOT PUT - Women: (Men follow) Tepper L (26-10); Kubik L (31-10)
Benson PSU (nm); Olson CC (34-0); Greenwood L (34-6); Riggs CC
(35-5); Fox GF (36-0)
- SHOT PUT - Men: Watts GF (45-10); Doherty PSU (44-7); Velarde PSU
(41-10); Hartmann CC (40-10); Weeks L (39-11); Kobow L (39-10)
Dean L (35-0)
- 12:30 LONG JUMP - Men: (Women follow) Martin CC (nd); Wakefield PSU (nd)
Campbell PSU (nd); Albrecht L (nd); Mina CC (17-6); Melendy L (19-4)
Nickell GF (20-1); Lewelling CC (21-4); Coonrod L (22-8)
- LONG JUMP - Women: Rittenhouse CC (14-0); White L (15-3); Woodside
L (16-10)
- 12:30 HIGH JUMP - Women: (Men follow) Lee L (5-1); Woolsey GF (5-2)
Lind L (5-3)
- HIGH JUMP - Men: Leeper GF (5-8); Tinnell L (5-10); Melendy L (6-0)
Doherty PSU (6-2); Hanson L (6-2); Seymour L (6-4)
- 12:45 10,000 METERS - Men: Weisel L (nt); Frost L (nt)
- 10,000 METERS - Women: Haverstock GF (43:47.0)
- 12:45 POLE VAULT: Shelton L (nm); Elkins GF (nm); Velarde PSU (12-0)
Seehafer L (12-0); Lewelling CC (12-0); Nickell GF (12-0); Eakin GF
(14-0); Peters CC (14-6)
- After HT JAVELIN - Women: (Men follow) Riggs CC (98-0); Olson CC (98-0)
Caste L (101-3); Wambidi L (116-9); Eggleston CC (132-2); Haltee L
(141-6); Fox GF (142-7)
- JAVELIN - Men: (Women follow) Lewelling CC (130-0); Dempsey L
(133-0); Elkins GF (nm); Mueller GF (162-7); Garvey L (165-0)
Lambert CC (177-7); Wakefield PSU (177-9); Weeks L (180-9); Coste L
(183-0); Watts GF (184-5); Nickell GF (190-6); Newberry GF (196-6)
- After LJ TRIPLE JUMP - Men: (Women follow) Christy GF (nd); Martin CC
(41-8); Velarde PSU (41-10); Leeper GF (42-1); Prevedello L (43-9)
Marsters L (44-3); Doherty PSU (44-7); Lewelling CC (45-3)
- TRIPLE JUMP - Women: Lee L (31-3); Woodside L (35-11)
- After SP DISCUS - Men: (Women follow) Pestianni L (nd); Truax L (nd)
Lewelling CC (100-0); Hartmann CC (110-0); Weeks L (120-0); Nickell
GF (123-3); Kobow L (124-0); Boyer PSU (141-5) Watts GF (151-5)
- DISCUS - Women: Benson PSU (nm); Wamboch L (80-4); Greenwood L
(84-3); Eggleston CC (98-0); Watson CC (105-0); Olson CC (108-0)
- 1:30 400m RELAY - Women: 3: Linfield (Kubik, Woodside, Tepper, Jones)
50.46 4: Chemeketa (Rittenhouse, Panther, Nisbitt, Wilson) 54.5
- 400m RELAY - Men: 4: George Fox (Onua, Mueller, Conley, Cummins)
43.9 5: Linfield (Prevedello, Anderson, Marsters, Ewing) 43.9
6: Portland State (Campbell, Howell, Young, Doherty) 44.2
7: Chemeketa (Lewelling, Martin, Bayne, Peters) 45.5

BRUIN TRACK

2-18-87

1987

Men

- 1 CHRISTY, Del
- 2 COBB, Richie
- 3 CONLEY, Tim
- 4 CUMMINS, Scott
- 5 EAKIN, Rod
- 6 ELKINS, Dave
- 7 GRAHAM, Tim
- 8 LEEPER, Pat
- 9 MUELLER, David
- 10 NICKEL, David
- 11 ONUA, Adolphus
- 12 SWIGART, Randy
- 13 WALKER, Ken
- 14 WATTS, Mike

Women

- 1 FOX, Denise
- 2 HAVERSTOCK, Kali
- 3 HAWORTH, Elaine
- 4 LANG, Michelle
- 5 PETERSON, Dianne
- 6 SHIELDS, Marta
- 7 SPRINGER, Melanie
- 8 WOOLSEY, Sue

NAIA DISTRICT II
TRACK & FIELD CHAMPIONSHIPS MAY 8-9, 1987
OFFICAL RESULTS

MEN'S 100 METER DASH

PLACE	NAME	SCHOOL	TIME
1	Mark Caine	L&C	11.08
2	Mark Berry	SOSC	11.27
3	Tim Biamont	WOSC	11.29
4	Kurt Hargett	WOSC	11.36
5	Curtis Brown	LIN	11.42
6	Mark Anderson	LIN	11.47
7	Jeff Wiltsey	WU	11.59
8	Les Taylor	WOSC	12.01

WOMEN'S 100 METER DASH

PLACE	NAME	SCHOOL	TIME
1	Sharon Wegener	WOSC	12.71
2	Alisa Thomas	WU	13.14
3	Stephanie Payne	WU	13.17
4	Kathy Kubik	LIN	13.26
5	Jill Cochran	SOSC	13.38
6	Mary Tepper	LIN	13.42
7	Erin Weeks	WU	13.59
8	Shereen Reaney	L&C	13.62

MEN'S 200 METER DASH

PLACE	NAME	SCHOOL	TIME
1	Mark Caine	L&C	22.18
2	David Scearce	WU	22.71
3	Tim Biamont	WOSC	22.80
4	Mark Berry	SOSC	22.87
5	Mike Gilbert	NNC	23.10
6	Nate Borchert	EOSC	23.93

WOMEN'S 200 METER DASH

PLACE	NAME	SCHOOL	TIME
1	Sharon Wegener	WOSC	25.71
2	Kari Larsen	L&C	25.99
3	Nicole Perry	L&C	26.01
4	Marta Shields	GFC	26.43
5	Kathy Staet	SOSC	26.66
6	Stephanie Payne	WU	26.91
7	Alisa Thomas	WU	27.16
8	Kathy Kubik	LIN	27.39

MEN'S 400 METER DASH

PLACE	NAME	SCHOOL	TIME
1	Mike Gilbert	NNC	48.96
2	Tim Conley	GFC	49.91
3	David Scearce	WU	50.15
4	Gareth Pooleon	WU	50.86
5	Frank VanDyke	WOSC	51.42
6	Tim Dorsey	SOSC	52.49
7	Greg Beery	L&C	52.98

WOMEN'S 400 METER DASH

PLACE	NAME	SCHOOL	TIME
1	Kari Larsen	L&C	57.56
2	Nicole Perry	L&C	57.75
3	Marta Shields	GFC	1:00.71
4	Kathy Staet	SOSC	1:01.45
6	Linda Brown	WU	1:01.47
6	Carole Jones	EOSC	1:03.14
7	Irene Jones	WU	1:03.24
8	Christine Gillette	EOSC	1:03.59

MEN'S 800 METER RUN

PLACE	NAME	SCHOOL	TIME
1	Wes Tilgner	WOSC	1:53.21
2	Steve Yeager	NNC	1:55.59
3	Rob MacGinnitie	WU	1:55.72
4	Aaron Harding	SOSC	1:56.62
5	Jack Catton	WU	1:57.78
6	Bob Harris	L&C	1:58.16
7	Bob Craig	SOSC	2:01.39

WOMEN'S 800 METER RUN

PLACE	NAME	SCHOOL	TIME
1	Brenda Thwaite	WOSC	2:18.89
2	Meg Finaly	L&C	2:19.36
3	Jeannine Lama	L&C	2:19.95
4	Julie Blum	WU	2:24.19
5	Meliane Springer	GFC	2:26.11
6	Sandy Loop	WOSC	2:28.64
7	Jana Zellmer	NNC	2:29.41

NAIA DISTRICT II TRACK/FIELD CHAMPIONSHIPS OFFICAL RESULTS

MEN'S 1500 METER RUN

PLACE	NAME	SCHOOL	TIME
1	Wes Tilgner	WOSC	3:56.13
2	Ron Ares	L&C	4:00.71
3	Bob Craig	SOSC	4:01.56
4	Mike Appleton	EOSC	4:03.75
5	Brad Holbrook	SOSC	4:05.56
6	Mike Paddock	SOSC	4:05.99
7	Duke Ritenhouse	L&C	4:07.99
8	Jason Sele	WOSC	4:08.06
9	Jay Clark	NNC	4:13.94
10	Rob Wood	WOSC	4:22.70

WOMEN'S 1500 METER RUN

PLACE	NAME	SCHOOL	TIME
1	Kathryn O'Leary	WOSC	4:48.02
2	Julie Dimick	WOSC	4:51.6ht
3	Angela Thatcher	LIN	4:53.3ht
4	Melanie Leckenby	LIN	4:56.99
5	Kelli Cammack	WU	4:59.97
6	Sandy Loop	WOSC	5:05.74
7	Debra Dick	WOSC	5:07.1ht
8	Alica Tilzey	NNC	5:13.00

MEN'S 3000 METER STEEPLECHASE

PLACE	NAME	SCHOOL	TIME
1	Jason Sele	WOSC	9:25.49
2	Duke Ritenhouse	L&C	9:30.42
3	Mike Paddock	SOSC	9:35.85
4	Brad Holbrook	SOSC	9:49.44
5	John Oord	NNC	9:55.50
6	Ron Ares	L&C	9:59.29
7	Kevin Winfield	WOSC	10:02.04
8	Eric Hartmann	L&C	10:16.25

WOMEN'S 3000 METER RUN

PLACE	NAME	SCHOOL	TIME
1	Kathryn O'Leary	WOSC	10:41.74
2	Angela Thatcher	LIN	10:50.69
3	Nadine Price	LIN	11:04.06
4	Debra Dick	WOSC	11:10.8ht
5	Alica Tilzey	NNC	11:28.03
6	Michelle Lang	GFC	12:40.56

MEN'S 5000 METER RUN

PLACE	NAME	SCHOOL	TIME
1	Greg Miller	EOSC	15:15.76
2	Erick Landeen	WU	15:33.68
3	Kevin Wright	NNC	15:39.36
4	Dan Tow	LIN	15:47.11
5	Bob Julian	SOSC	15:48.66
6	David Jordan	WOSC	15:51.42
7	Brian Reick	WOSC	16:01.27
8	Joshua Sacon	SOSC	16:05.43
9	Brad Holbrook	SOSC	16:37.39
10	John Weisel	LIN	16:54.66

WOMEN'S 5000 METER RUN

PLACE	NAME	SCHOOL	TIME
1	Kristin Peterson	WU	18:51.23
2	Nadine Price	LIN	19:06.46
3	Angela Thatcher	LIN	19:12.77
4	Melanie Leckenby	LIN	19:18.32
5	Teresa Beeman	LIN	19:25.48
6	Julie Dimick	WOSC	19:27.32
7	Elaine Delsman	SOSC	19:40.48
8	Diane Peterson	GFC	21:37.62

MEN'S 10,000 METER RUN

PLACE	NAME	SCHOOL	TIME
1	Greg Miller	EOSC	32:13.67
2	Kevin Wright	NNC	33:12.73
3	Joshua Sacon	SOSC	33:40.90
4	John Weisel	LIN	34:46.12
5	Kevin Kelly	WU	35:04.17
6	Eric Jensen	EOSC	37:37.73

WOMEN'S 10,000 METER RUN

PLACE	NAME	SCHOOL	TIME
1	Elaine Delsman	SOSC	40:12.56
2	Chelly Tilzey	NNC	40:59.49
3	Teresa Beeman	LIN	41:20.16
4	Kali Haverstock	GFC	42:59.66

NAIA DISTRICT II TRACK/FIELD CHAMPIONSHIPS OFFICAL RESULTS

MEN'S 10,000 METER WALK

PLACE	NAME	SCHOOL	TIME
1	Randy Jacobs	WU	46:56.20
2	Troy O'Donnell	WU	53:12.94
3	Jeff Kilday	WU	53:53.9ht
4	Tom Mills	SOSC	57:49.64
5	Mitch Seal	EOSC	NT
6	Dave Jaconetti	WOSC	58:58.49

WOMEN'S 800 MEDLEY RELAY

PLACE	SCHOOL	TIME
1	L&C	1:48.66
2	SOSC	1:53.88
3	WOSC	1:54.59
4	LIN	1:55.28

MEN'S 110 HIGH HURDLES

PLACE	NAME	SCHOOL	TIME
1	Adolphus Onua	GFC	14.28
2	Tim Rupp	SOSC	14.94
3	Sam Lepray	WU	15.04
4	Scott Cummins	GFC	15.12
5	Darryl Stickers	WOSC	15.23
6	Dave Kelley	L&C	15.42
7	Dan Thomas	WU	15.55
8	Bob Cornes	WOSC	15.63

WOMEN'S 100 METER HURDLES

PLACE	NAME	SCHOOL	TIME
1	Shelly Woodside	LIN	15.56
2	Sharon Jensen	WOSC	15.75
3	Jill Cochran	SOSC	15.77
4	Lenny Wallace	SOSC	15.95
5	Val White	LIN	16.43
6	Lisa Lind	LIN	16.44
7	Liz Ardinger	L&C	16.61
8	Darcy Eastland	WOSC	17.03

MEN'S 400 METER INTERMEDIATE HURDLES

PLACE	NAME	SCHOOL	TIME
1	Bob DeVylde	WU	53.76
2	Scott Cummins	GFC	56.03
3	Doug Rogers	LIN	56.04
4	Dan Thomas	WU	56.88
5	Jeff Willtsey	WU	58.16
6	Shawn Steen	EOSC	58.67

WOMEN'S 400 METER LOW HURDLES

PLACE	NAME	SCHOOL	TIME
1	Sharon Jensen	WOSC	1:05.25
2	Kris Russell	SOSC	1:07.19
3	Val White	LIN	1:08.18
4	Mindy Brown	SOSC	1:11.35
5	Linda Henderson	WOSC	1:12.65
6	Liz Ardinger	L&C	1:17.1ht

MEN'S MARATHON

PLACE	NAME	SCHOOL	TIME
1	John Oord	NNC	2:45.30
2	Joe Alueta	SOSC	2:52.44
3	Eric Jensen	EOSC	2:54.56
4	Chris Duquette	WU	2:55.45
5	Mike Del Donno	WU	3:00.48
6	Jay Coleman	WU	3:06.34

WOMEN'S MARATHON

PLACE	NAME	SCHOOL	TIME
1	Elaine Delsman	SOSC	3:07.17
2	Kali Haverstock	GFC	3:51.07

NAIA DISTRICT II TRACK/FIELD CHAMPIONSHIP OFFICAL RESULTS

MEN'S 400 METER RELAY

PLACE	SCHOOL	TIME
1	GFC	43.39
2	WU	43.59
3	LIN	43.73
4	SOSC	44.00
5	L&C	44.13
6	NNC	44.79
7	EOSC	45.24

WOMEN'S 400 METER RELAY

PLACE	SCHOOL	TIME
1	L&C	49.99
2	WOSC	50.95
3	SOSC	51.09
4	LIN	51.66
5	EOSC	56.37
6	WU	56.74

MEN'S 1600 METER RELAY

PLACE	SCHOOL	TIME
1	WOSC	3:22.52
2	GFC	3:22.57
3	WU	3:22.72
4	SOSC	3:26.70
5	LIN	3:27.79
6	NNC	3:26.89
7	EOSC	3:36.7ht

WOMEN'S 1600 METER RELAY

PLACE	SCHOOL	TIME
1	L&C	4:00.10
2	WOSC	4:00.77
3	SOSC	4:11.57
4	WU	4:12.41
5	LIN	4:13.70
6	EOSC	4:24.29

MEN'S DECATHLON

PLACE	NAME	SCHOOL	POINTS
1	Mike Gilbert	NNC	6256
2	Shawn Steen	EOSC	5991
3	David Nickell	GFC	5972
4	Darryl Stickles	WOSC	5928
5	Kurt Hargett	WOSC	5855
6	Scott Healy	WILL	5691
7	Kevin Taylor	SOSC	5666
8	Dwight French	WOSC	5634
9	Bob Cornes	WOSC	5552
10	Dan Thomas	WU	5473
11	Brad Melendy	LIN	5263
12	Jim Block	EOSC	5107
13	Dale Huemoeller	NNC	4900
14	Tim Rupp	SOSC	4847
15	Clint McClellan	SOSC	4787

WOMEN'S HEPTATHLON

PLACE	NAME	SCHOOL	POINTS
1	Sharon Jensen	WOSC	4651
2	Shannon Gates	SOSC	4039
3	Shelly Woodside	LIN	3608
4	Carole Jones	EOSC	3565
5	Val White	LIN	3480
6	Lenore Wallace	SOSC	3387
7	Stacey Lee	LIN	3264
8	Dianne Plogge	WOSC	2779

MEN'S DISCUS

PLACE	NAME	SCHOOL	DISTANCE
1	Soren Sorenson	WOSC	161-4
2	Randy Settell	SOSC	155-3
3	Mike Watts	GFC	144-8
4	Doug Sommer	WU	143-9
5	Steve Curl	NNC	142-3
6	Dale Osborne	SOSC	142-1
7	Eric Cooley	WU	137-0
8	Tim Stashin	SOSC	132-6
9	Arnold Wardwell	SOSC	130-0
10	Matt Lydum	WOSC	120-6

WOMEN'S DISCUS

PLACE	NAME	SCHOOL	DISTANCE
1	Debbie Settell	SOSC	128-2
2	Johanna Williams	EOSC	126-0
3	Diana McDonald	WU	119-10
4	Michelle Tomlinsen	WOSC	115-8
5	Dixie McCadden	EOSC	109-8 1/2
6	Rhonda Hardaway	NNC	100-0
7	Patti Stacey	EOSC	93-9
8	Camen Garwick	NNC	93-4

NAIA DISTRICT II TRACK/FIELD CHAMPIONSHIPS OFFICAL RESULTS

MEN'S HIGH JUMP

PLACE	NAME	SCHOOL	HEIGHT
1	Shaun Granger	SOSC	6-6
2	Shawn Steen	EOSC	6-4
3	Steve Seymour	LIN	6-2
3	Dwight French	WOSC	6-2
5	Lance Hansen	LIN	6-2
6	Rob Kliewer	WU	6-0
7	Will Waddell	EOSC	6-0
7	Bob Cornes	WOSC	6-0

WOMEN'S HIGH JUMP

PLACE	NAME	SCHOOL	HEIGHT
1	Sue Woolsey	GFC	5-4
2	Lisa Lind	LIN	5-4
3	Sharon Jensen	WOSC	5-4
4	Kelly Lovejoy	WOSC	5-2
5	Amy Bolger	L&C	5-2
6	Dianna Plagge	WOSC	5-2
7	Kami Gee	WOSC	5-0
8	Stacey Lee	LIN	4-8
8	Chrissy Gillette	EOSC	4-8

MEN'S JAVELIN

PLACE	NAME	SCHOOL	DISTANCE
1	Jim Williams	WU	208-5
2	Mike County	SOSC	197-10
3	Doug Edwards	NNC	189-5
4	David Nickell	GFC	185-11
5	Mike Watts	GFC	184-2
6	John Weeks	LIN	182-11
7	Sean Coste	LIN	175-1
8	Mark Garvey	LIN	173-6
9	Doug Ladd	WOSC	169-4
10	Ken Rankin	EOSC	168-4
11	Jim Block	EOSC	161-3
12	David Mueller	GFC	142-6

WOMEN'S JAVELIN

PLACE	NAME	SCHOOL	DISTANCE
1	Shannon Gates	SOSC	153-5
2	Leslie Johnson	L&C	145-0
3	Kim Halter	LIN	140-8
4	Denise Fox	GFC	140-3 1/2
5	Heidi Buckmaster	WU	137-2
6	Kris Ettner	SOSC	133-4
7	Karen Carpenter	NNC	129-3
8	Kami Gee	WOSC	127-1
9	Kellie Osborn	WOSC	111-11
10	Katie Wambach	LIN	111-8 1/2

MEN'S LONG JUMP

PLACE	NAME	SCHOOL	DISTANCE
1	Gareth Pooleon	WU	23-6 3/4
2	PJ Coonrod	LIN	22-4
3	Kurt Hargett	WOSC	22-0 1/4
4	Gerry Clark	WOSC	22-0 1/4
5	Kevin Connors	WU	21-6
6	Will Waddell	EOSC	21-6
7	Russ Burke	SOSC	21-5 1/4
8	Todd Chandler	SOSC	21-2 1/2
9	Scott Noren	SOSC	20-4 3/4
10	Ken Ouellette	L&C	20-3 1/2
11	Dale Huemoeller	NNC	18-8 1/4

WOMEN'S LONG JUMP

PLACE	NAME	SCHOOL	DISTANCE
1	Sharon Jensen	WOSC	17-7 1/4
2	Shereen Reaney	L&C	17-2 3/4
3	Shelly Woodside	LIN	17-0
4	Lisa Lind	LIN	16-5
5	Lara Wright	WU	16-3 1/2
6	Alisa Thomas	WU	16-2 3/4
7	Val White	LIN	15-4 1/4
8	Carole Jones	EOSC	15-3
9	Karen Wilcox	WU	14-9 3/4

NAIA DISTRICT II TRACK/FIELD CHAMPIONSHIPS OFFICAL RESULTS

MEN'S SHOT PUT

PLACE	NAME	SCHOOL	DISTANCE
1	Randy Settell	SOSC	59-8 1/2
2	Kim Brown	WOSC	52-1
3	Arnold Wardwell	SOSC	51-11 1/2
4	Mike County	SOSC	50-8 1/2
5	Soren Sorenson	WOSC	48-11
6	David Collins	WU	48-2
7	Hank Wyborney	NNC	48-0
8	Dale Osborne	SOSC	47-6 1/2
9	Steve Curl	NNC	47-6 1/2
10	Todd Danko	WOSC	44-3

WOMEN'S SHOT PUT

PLACE	NAME	SCHOOL	DISTANCE
1	Johana Williams	EOSC	41-8 1/2
2	Paige Daugherty	L&C	40-0
3	Debie Settell	SOSC	39-11 1/2
4	Diana McDonald	WU	39-10
5	Dixie McCadden	EOSC	37-5 1/2
6	Patti Stacey	EOSC	35-9
7	Karen Carpenter	NNC	35-6 1/2
8	Susan Greenwood	LIN	35-1 1/2

MEN'S TRIPLE JUMP

PLACE	NAME	SCHOOL	DISTANCE
1	Kevin Connors	WU	46-4 1/2
2	John Prevedello	LIN	43-10 1/2
3	Kele Marsters	LIN	43-5
4	Dwight French	WOSC	43-3 1/4
5	Ken Ouellette	L&C	42-8 1/2
6	Shaun Granger	SOSC	42-5 3/4
7	Scott Noren	SOSC	42-4 1/2
8	Russell Burke	SOSC	41-10 3/4
9	Pat Leeper	GFC	40-1 1/4

WOMEN'S TRIPLE JUMP

PLACE	NAME	SCHOOL	DISTANCE
1	Lara Wright	WU	36-1 3/4
2	Shelly Woodside	LIN	35-7 3/4
3	Stacey Lee	LIN	34-11 1/4
4	Kami Gee	WOSC	33-4 3/4
5	Shannon Gates	SOSC	32-10 1/4
6	Krys Duncan	L&C	32-6 1/4
7	Amy Bolger	L&C	31-7

MEN'S HAMMER THROW

PLACE	NAME	SCHOOL	DISTANCE
1	Soren Sorenson	WOSC	172-8
2	David Collins	WU	161-3
3	Doug Dean	LIN	160-7
4	Randy Settell	SOSC	155-7
5	Matt Lydum	WOSC	151-10
6	Mike Watts	GFC	150-6
7	Kyle Kobow	LIN	148-8
8	Dave Elkins	GFC	137-11
9	Dan Gorman	WOSC	132-9

MEN'S POLE VAULT

PLACE	NAME	SCHOOL	HEIGHT
1	Kevin Taylor	SOSC	15-0
2	Mike Gilbert	NNC	14-4
3	Jeff Fowler	WU	13-4
4	Mike Gile	WU	13-4
5	Dave Elkins	GFC	13-4
6	Jeff Houts	L&C	13-0
7	Rod Eakin	GFC	12-0

DISTRICT II TRACK/FIELD CHAMPIONSHIP WOMEN'S SCORESHEET

EVENTS	EASTERN	GEORGE FOX	LEWIS&CLARK	LINFIELD	NAZARENE	SOUTHERN	WESTERN	WILLAMETTE
Marathon	0	8	0	0	0	10	0	0
Heptathlon	4	0	0	8	0	9	10	0
Discus Throw	10	0	0	0	1	10	4	6
Long Jump	0	0	8	10	0	0	10	3
800 Meter Medley Relau	0	0	10	4	0	8	6	0
10,000 Meter Run	0	4	0	6	8	10	0	0
High Jump	0	10	2	8	0	0	11	0
3000 Meter Run	0	1	0	14	2	0	14	0
Javelin Throw	0	4	8	6	0	11	0	2
Shotput	13	0	8	0	0	6	0	4
Triple Jump	0	0	1	14	0	2	4	10
400 Meter Relay	2	0	10	4	0	6	8	1
1500 Meter Run	0	0	0	10	0	0	19	2
100 Meter Hurdles	0	0	0	13	0	10	8	0
400 Meter Dash	1	6	18	0	0	4	0	2
100 Meter Dash	0	0	0	5	0	2	10	14
800 Meter Run	0	2	14	0	0	0	11	4
400 Meter Low Hurdles	0	0	1	6	0	12	12	0
200 Meter Dash	0	4	14	0	0	2	10	1
5000 Meter Run	0	0	0	20	0	0	1	10
1600 Meter Relay	1	0	10	2	0	6	8	4
TOTAL POINTS	31	39	104	130	11	108	146	63
TEAM PLACE	7	6	4	2	8	3	1	5

DISTRICT II TRACK/FIELD CHAMPIONSHIP MEN'S SCORESHEET

EVENTS	EASTERN	GEORGE FOX	LEWIS&CLARK	LINFIELD	NAZARENE	SOUTHERN	WESTERN	WILLAMETTE
Marathon	6	0	0	0	10	8	0	7
Decathlon	8	6	0	0	10	0	6	1
Hammer Throw	0	1	0	6	0	4	12	8
Discus Throw	0	6	0	0	2	9	10	4
Long Jump	1	0	0	8	0	0	10	12
10,000 Meter Run	11	0	0	4	8	6	0	2
High Jump	8	0	0	7	0	10	5	1
3000 Meter Steeplechase	0	0	9	0	2	10	10	0
Javelin Throw	0	6	0	1	6	8	0	10
Shotput	0	0	0	0	0	20	10	1
Pole Vault	0	2	1	0	8	10	0	10
Triple Jump	0	0	2	14	0	1	4	10
10,000 Meter Walk	2	0	0	0	0	4	1	24
400 Meter Relay	0	10	2	6	1	4	0	8
1500 Meter Run	4	0	8	0	0	9	10	0
110 High Hurdles	0	14	1	0	0	8	2	6
400 Meter Dash	0	8	0	0	10	1	2	10
100 Meter Dash	0	0	10	3	0	8	10	0
800 Meter Run	0	0	1	0	8	4	10	8
400 Intermediate Hurdles	1	8	0	6	0	0	0	16
200 Meter Dash	1	0	10	0	2	4	6	8
5000 Meter Run	10	0	0	4	6	2	1	8
1600 Meter Relay	0	8	0	2	1	4	10	6
TOTAL POINTS	52	69	44	61	74	134	119	160
TEAM PLACE	7	5	8	6	4	2	3	1

NAIA DISTRICT II TRAKC/FIELD CHAMPIONSHIPS OFFICAL RESULTS

EVENTS

Marathon
 Decathlon
 Heptathlon
 Hammer Throw
 Discus Throw
 Long Jump
 10,000 Meter Run
 High Jump
 3000 Meter Steeplechase
 3000 Meter Run
 Javelin Throw
 800 Meter Medley Relay
 Shotput
 Pole Vault
 10,000 Meter Walk
 Triple Jump
 400 Meter Relay
 1500 Meter Run
 110 High Hurdles
 100 Meter Hurdles
 400 Meter Dash
 100 Meter Dash
 800 Meter Run
 400 Intermediate Hurdles
 400 Meter Low Hurdles
 200 Meter Dash
 5000 Meter Run
 1600 Meter Relay

MEN'S CHAMPIONS

John Oord (NNC)
 Mike Gilbert (NNC)

 Soren Sorenson (WOSC)
 Soren Sorenson (WOSC)
 Gareth Pooleon (WU)
 Greg Miller (EOSC)
 Shaun Granger (SOSC)
 Jason Sele (WOSC)

 Jim Williams (WU)

 Randy Settell (SOSC)
 Kevin Taylor (SOSC)
 Randy Jacobs (WU)
 Kevin Connors (WU)
 George Fox College
 Wes Tilgner (WOSC)
 Adolphus Onua (GFC)

 Mike Gilbert (NNC)
 Mark Caine (L&C)
 Wes Tilgner (WOSC)
 Bob Devyldere (WU)

 Mark Caine (L&C)
 Greg Miller (EOSC)
 Western Oregon State

WOMEN'S CHAMPIONS

Elaine Delsman (SOSC)

 Sharon Jensen (WOSC)

 Debbie Settell (SOSC)
 Sharon Jensen (WOSC)
 Elaine Delsman (SOSC)
 Sue Woolsey (GFC)

 Kathryn O'Leary (WOSC)
 Shannon Gates (SOSC)
 Lewis and Clark College
 Johana Williams (EOSC)

 Lara Wright (WU)
 Lewis and Clark College
 Kathryn O'Leary (WOSC)

 Shelly Woodside (LIN)
 Kari Larsen (L&C)
 Sharon Wegener (WOSC)
 Brenda Thwaite (WOSC)

 Sharon Jensen (WOSC)
 Sharon Wegener (WOSC)
 Kristin Peterson (WU)
 Lewis and Clark College

Outstanding Athlete:

Wes Tilgner (WOSC)

Sharon Jensen (WOSC)

Team Champion:

Willamette

Western Oregon

Coach Of The Year:

Charles Bowles (WU)

Don Spinas (WOSC)

NAIA District II Track and Field Championship

Official Results

MEN'S MARATHON RUN

PLACE	NAME	SCHOOL	TIME
1	John Dord	NMC	2:45.30
2	Joe Alueta	SOSC	2:52.44
3	Eric Jensen	EOSC	2:54.56
4	Chris Duquette	WU	2:55.45
5	Mike DeDonno	WU	3:00.48
6	Jay Coleman	WU	3:06.34

WOMEN'S MARATHON RUN

PLACE	NAME	SCHOOL	TIME
1	Elaine Delsman	SOSC	3:07.17
2	Kali Haverstock	GFC	3:51.07

MEN'S DECATHLON

PLACE	NAME	SCHOOL	POINTS
1	Mike Gilbert	NMC	6256
2	Shawn Steen	EOSC	5991
3	David Nickell	GFC	5940
4	Darryl Stickles	WOSC	5928
5	Kurt Hargett	WOSC	5855
6	Scott Healy	WILL	5691
7	Kevin Taylor	SOSC	5666
8	Dwight French	WOSC	5634

WOMEN'S HEPTATHLON

PLACE	NAME	SCHOOL	POINTS
1	Sharon Jensen	WOSC	4651
2	Shannon Gates	SOSC	4039
3	Shelly Woodside	LIN	3608
4	Carole Jones	EOSC	3565
5	Val White	LIN	3480
6	Lenore Wallace	SOSC	3387

MEN'S HAMMER THROW FINAL

PLACE	NAME	SCHOOL	DISTANCE
1	Soren Sorenson	WOSC	172-8
2	David Collins	WU	161-3
3	Doug Dean	LIN	160-7
4	Randy Settell	SOSC	155-7
5	Matt Lydum	WOSC	151-10
6	Mike Watts	GFC	150-6
7	Kyle Kobow	LIN	148-8
8	Dave Elkins	GFC	137-11
9	Dan Gorman	WOSC	132-9

WOMEN'S 800 MEDLEY RELAY FINAL

PLACE	LANE	SCHOOL	TIME
1	4	L&C	1:48.66
2	3	SOSC	1:53.88
3	5	WOSC	1:54.59
4	2	LIN	1:55.28

MEN'S 10,000 METER RUN FINAL

PLACE	NAME	SCHOOL	TIME
1	Greg Miller	EOSC	32:13.67
2	Kevin Wright	NMC	33:12.73
3	Joshua Sacon	SOSC	33:40.90
4	John Weisel	LIN	34:46.12
5	Kevin Kelly	WU	35:04.17
6	Eric Jensen	EOSC	37:37.73

MEN'S DISCUS FINAL

PLACE	NAME	SCHOOL	DISTANCE
1	Soren Sorenson	WOSC	161-4
2	Randy Settell	SOSC	155-3
3	Mike Watts	GFC	144-8
4	Doug Sommer	WU	143-9
5	Steve Curl	NMC	142-3
6	Dale Osborne	SOSC	142-1
7	Eric Cooley	WU	137-0
8	Tim Stashin	SOSC	132-6
9	Arnold Wardwell	SOSC	130-0
10	Matt Lydum	WOSC	120-6

RESULTS OF FRIDAY PRELIMS PAGE 2

MEN'S 800 METER RUN PRELIMS

HEAT 1				
PLACE	LANE	NAME	SCHOOL	TIME
1	5	Wes Tilgner	WOSC	1:55.23
2	3	Mike Appleton	EDSC	1:56.54
3	2	Bob Harris	L&C	1:56.66 1:56.66
4	8	Aaron Harding	SOSC	1:56.99
5		Rob Wood	WOSC	1:58.33
6		Jeff McDonald	EDSC	1:59.26
7		Tim Graham	GFC	2:02.2

HEAT 2				
b		Randy Swigart	GFC	1:56.84 1:59.93
2	6	Bob Craig	SOSC	1:57.31
3	7	Jack Catton	WU	1:57.66
14	4	Rob MacGinnitie	WU	1:57.70 1:57.84
5		Ed Esse	WOSC	1:58.56
86		Will Stanton	LIN	1:59.93 2:03.39
7		Scott Voyles	LIN	2:00.78
48	1	Steve Yeager	NNC	2:03.39 1:57.70

MEN'S 400 METERS IH PRELIMS

HEAT 1				
PLACE	LANE	NAME	SCHOOL	TIME
1	5	Bob DeVylidere	WU	55.66
2	3	Tim Rupp	SOSC	55.90
3	7	Scott Cummins	GFC	56.78
4	1	Doug Rogers	LIN	56.97
5		Dave Kelley	L&C	57.79
6		Don Mespelt	WU	58.57
7		Shawn White	NNC	63.34

HEAT 2				
1	4	Dan Thomas	WU	56.80
2	6	Shawn Steen	EDSC	58.01
3	2	Sam Lapray	WU	58.32
4	8	Jeff Wiltsey	WU	58.36
5		Dan Watkins	WOSC	58.39
6		Gareth Pooleon	WU	60.91

WOMEN'S 200 METER DASH PRELIMS

HEAT 1				
PLACE	LANE	NAME	SCHOOL	TIME
1	5	Nicole Perry	L&C	26.11
2	6	Marta Shields	GFC	26.71
3	7	Kathy Staat	SOSC	26.73
4	8	Kathy Kubik	LIN	27.34
5		Jill Cochran	SOSC	28.38

HEAT 2				
1	4	Kari Larsen	L&C	26.1
2	3	Sharon Wegener	WOSC	26.89
3	2	Stephanie Payne	WU	27.21
4	1	Alisa Thomas	WU	27.39
5		Darci Eastland	WOSC	28.71
6		Linda Henderson	WOSC	29.44

MEN'S 200 METER DASH PRELIMS

HEAT 1				
PLACE	LANE	NAME	SCHOOL	TIME
1	4	David Searce	WU	22.99
2	6	Mark Berry	SOSC	23.01
3	7	Les Taylor	WOSC	23.24
4	8	Mike Gilbert	NNC	23.23
5		Mark Anderson	LIN	23.37
6		David Mueller	GFC	24.49

HEAT 2				
1	5	Mark Caine	L&C	22.38
2	3	Keith Ussery	WOSC	22.41
3	2	Tim Biamont	WOSC	23.09
4	1	Nate Borchert	EDSC	23.74
5		Antwionne Brooks	EDSC	24.48

NAIA DISTRICT II TRACK/FIELD CHAMPIONSHIP OFFICIAL RESULTS

WOMEN'S 10,000 METER RUN FINAL

PLACE	NAME	SCHOOL	TIME
1	Elaine Delsman	SOSC	40:12.56
2	Chelly Tilzey	NMC	40:59.49
3	Teresa Beeman	LIN	41:20.16
4	Kali Haverstock	GFC	42:59.66

MEN'S LONG JUMP

PLACE	NAME	SCHOOL	DISTANCE
1	Gareth Pooleon	WU	23-6 3/4
2	PJ Coonrod	LIN	22-4
3	Kurt Hargett	WOSC	22-0 1/4
4	Gerry Clark	WOSC	22-0 1/4
5	Kevin Connors	WU	21-6
6	Will Waddell	EOSC	21-6
7	Russ Burke	SOSC	21-5 1/4
8	Todd Chandler	SOSC	21-2 1/2
9	Scott Noren	SOSC	20-4 3/4
10	Ken Ouellette	L&C	20-3 1/2
11	Dale Huemoeller	NMC	18-8 1/4

WOMEN'S 3000 METER RUN FINAL

PLACE	NAME	SCHOOL	TIME
1	Kathryn O'Leary	WOSC	10:41.74
2	Angela Thatcher	LIN	10:50.69
3	Nadine Price	LIN	11:04.06
4	Debra Dick	WOSC	11:10.8
5	Alica Tilzey	NMC	11:28.03
6	Michelle Lang	GFC	12:40.56

WOMEN'S DISCUS THROW

PLACE	NAME	SCHOOL	DISTANCE
1	Debbie Settell	SOSC	128-2
2	Johanna Williams	EOSC	126-0
3	Diana McDonald	WU	119-10
4	Michelle Tomlinsen	WOSC	115-8
5	Dixie McCadden	EOSC	109-8 1/2
6	Rhonda Hardaway	NMC	100-0
7	Patti Stacey	EOSC	93-9
8	Camen Garwick	NMC	93-4

MEN'S HIGH JUMP

PLACE	NAME	SCHOOL	HEIGHT
1	Shaun Granger	SOSC	6-6
2	Shawn Steen	EOSC	6-4
3	Steve Seymour	LIN	6-2
3	Dwight French	WOSC	6-2
5	Lance Hansen	LIN	6-2
6	Rob Kliewer	WU	6-0
7	Will Waddell	EOSC	6-0
7	Bob Cornes	WOSC	6-0

WOMEN'S LONG JUMP

PLACE	NAME	SCHOOL	DISTANCE
1	Sharon Jensen	WOSC	17-7 1/4
2	Shereen Reaney	L&C	17-2 3/4
3	Shelly Woodside	LIN	17-0
4	Lisa Lind	LIN	16-5
5	Lara Wright	WU	16-3 1/2
6	Alisa Thomas	WU	16-2 3/4
7	Val White	LIN	15-4 1/4
8	Carole Jones	EOSC	15-3
9	Karen Wilcox	WU	14-9 3/4

MEN'S 3000 METER STEEPLECHASE FINAL

PLACE	NAME	SCHOOL	TIME
1	Jason Sele	WOSC	9:25.49
2	Duke Ritenhouse	L&C	9:30.42
3	Mike Paddock	SOSC	9:35.85
4	Brad Holbrook	SOSC	9:49.44
5	John Oord	NMC	9:55.50
6	Ron Ares	L&C	9:59.29
7	Kevin Winfield	WOSC	10:02.04
8	Eric Hartmann	L&C	10:16.25

RESULTS OF FRIDAY PRELIMS

MEN'S 110 HIGH HURDLES PRELIMS

HEAT 1				
PLACE	LANE	NAME	SCHOOL	TIME
1	5	Adolphus Onua	GFC	14.64
2	3	Tim Rupp	SOSC	15.08
3	7	Dave Kelley	L&C	15.52
4	1	Dan Thomas	WU	15.87
5		Kevin Taylor	SOSC	15.92
6		John Albrecht	LIN	16.12
7		Dave Hodl	LIN	16.69
HEAT 2				
PLACE	LANE	NAME	SCHOOL	TIME
1	4	Sam Lapray	WU	15.21
2	6	Scott Cummins	GFC	15.52
3	2	Darryl Stickers	WOSC	15.70
4	8	Bob Cornes	WOSC	15.71
5		Bob DeVylidere	WU	15.81
6		Shawn Steen	EOSC	16.09
7		Mike Castro	EOSC	17.01
8		Dale Huemoeller	NNC	17.53

WOMEN'S 400 METER DASH PRELIMS

HEAT 1				
PLACE	LANE	NAME	SCHOOL	TIME
1	5	Nicole Perry	L&C	58.74
2	3	Marta Shields	GFC	61.40
3	7	Christine Gillette	EOSC	63.65
4	1	Irene Jones	WU	64.96
5		Elaine Haworth	GFC	67.56
HEAT 2				
PLACE	LANE	NAME	SCHOOL	TIME
1	4	Kari Larsen	L&C	59.59
2	6	Carole Jones	EOSC	62.83
3	2	Linda Brown	WU	63.34
4	8	Kathy Staat	SOSC	64.2
5		Margaret Doherty	EOSC	65.04

MEN'S 400 METER DASH PRELIMS

HEAT 1				
PLACE	LANE	NAME	SCHOOL	TIME
1	1	Mike Gilbert	NNC	50.88
2	8	Tim Conley	GFC	51.28
3	4	Gareth Pooleon	WU	52.70
4		Tony Willie	WU	53.46
HEAT 2				
PLACE	LANE	NAME	SCHOOL	TIME
1	5	Keith Ussery	WOSC	50.53
2	6	David Searce	WU	51.26
3	3	Frank VanDyke	WOSC	51.73
4	7	Greg Beery	L&C	52.63
5	2	Tim Dorsey	SOSC	52.66

MEN'S 100 METER DASH PRELIMS

HEAT 1				
PLACE	LANE	NAME	SCHOOL	TIME
1	5	Mark Caine	L&C	11.16
2	6	Curtis Brown	LIN	11.46
3	2	Mark Anderson	LIN	11.56
4	8	Jeff Wiltsey	WU	11.59
5		Antwionne Brooks	EOSC	11.72
6		Darrick Cope	EOSC	11.88
7		Nate Borchert	EOSC	12.06
HEAT 2				
PLACE	LANE	NAME	SCHOOL	TIME
1	4	Mark Berry	SOSC	11.0
2	7	Kurt Hargett	WOSC	11.2
2	3	Les Taylor	WOSC	11.2
4	1	Tim Biamont	WOSC	11.21
5		David Mueller	GFC	11.86

WOMEN'S 100 METER HURDLES PRELIMS

HEAT 1				HEAT 2					
PLACE	NAME	SCHOOL	TIME	PLACE	NAME	SCHOOL	TIME		
1	5	Shelly Woodside	LIN	15.68	1	4	Sharon Jensen	WOSC	16.14
2	3	Val White	LIN	16.20	2	6	Jill Cochran	SOSC	16.54
3	7	Lenny Wallace	SOSC	16.76	3	2	Liz Ardinger	L&C	16.61
4	1	Darcy Eastland	WOSC	17.29	4	8	Lisa Lind	LIN	16.76
5		Shannon Gates	SOSC	17.40	5		Trudy Rose	EOSC	18.06

NAIA DISTRICT II TRACK/FIELD CHAMPIONSHIP (men)

EVENTS	EASTERN	GEORGE FOX	LINFIELD	LEWIS&CLARK	NAZARENE	SOUTHERN	WESTERN	WILLAMETTE
Marathon	6	0	0	0	10	8	0	7
Decathlon	8	6	0	0	10	0	6	1
Hammer Throw	0	1	6	0	0	4	12	8
Discus Throw	0	6	0	0	2	9	10	4
Long Jump	1	0	8	0	0	0	10	12
10,000 Meter Run	11	0	4	0	8	6	0	2
High Jump	8	0	7	0	0	10	5	1
3000 Meter Steeplechase	0	0	0	9	2	10	10	0
Javelin Throw								
Shotput								
Pole Vault								
Triple Jump								
400 Meter Relay								
1500 Meter Run								
110 High Hurdles								
400 Meter Dash								
100 Meter Dash								
800 Meter Run								
400 Intermediate Hurdles								
200 Meter Dash								
5000 Meter Run								
1600 Meter Relay								
TOTAL POINTS	34	13	25	9	32	47	53	35
TEAM PLACE								

NAIA DISTRICT II TRACK/FIELD CHAMPIONSHIP (women)

EVENTS	EASTERN	GEORGE FOX	LINFIELD	LEWIS&CLARK	NAZARENE	SOUTHERN	WESTERN	WILLAMETTE
Marathon	4	0	8	0	0	9	10	0
Heptathlon	0	8	0	0	0	10	0	0
Discus Throw	10	0	0	0	1	10	4	6
Long Jump	0	0	10	8	0	0	10	3
800 Meter Relau	0	0	4	10	0	8	6	0
10,000 Meter Run	0	4	6	0	8	10	0	0
High Jump								
3000 Meter Run	0	1	14	0	2	0	14	0
Javelin Throw								
Shotput								
Triple Jump								
400 Meter Relay								
1500 Meter Run								
110 High Hurdles								
400 Meter Dash								
100 Meter Dash								
800 Meter Run								
400 Intermediate Hurdles								
200 Meter Dash								
5000 Meter Run								
1600 Meter Relay								
TOTAL POINTS	14	13	42	18	11	47	44	9
TEAM PLACE	5	6	3	4	7	1	2	8*

LANE ASSIGNMENTS FOR SATURDAY'S FINALS

MEN'S 110 HIGH HURDLES FINAL

LANE	NAME	SCHOOL
1	Dan Thomas	WU
2	Darryl Stickers	WOSC
3	Tim Rupp	SOSC
4	Sam Lapray	WU
5	Adolphus Onua	GFC
6	Scott Cummins	GFC
7	Dave Kelley	L&C
8	Bob Cornes	WOSC

MEN'S 400 METER DASH FINAL

LANE	NAME	SCHOOL
1	Greg Beery	L&C
2	Gareth Pooleon	WU
3	David Scearce	WU
4	Mike Gilbert	NNC
5	Keith Ussery	WOSC
6	Tim Conley	GFC
7	Frank VanDyke	WOSC
8	Tim Dorsey	SOSC

MEN'S 100 METER DASH FINAL

LANE	NAME	SCHOOL
1	Tim Biarnont	WOSC
2	Mark Anderson	LIN
3	Les Taylor	WOSC
4	Mark Berry	SOSC
5	Mark Caine	L&C
6	Curtis Brown	LIN
7	Kurt Hargett	WOSC
8	Jeff Wiltsey	WU

MEN'S 800 METER RUN FINAL

LANE	NAME	SCHOOL
1	Steve Yeager	NNC
2	Bob Harris	L&C
3	Mike Appleton	EDSC
4	Rob MacGinnitie	WU
5	Wes Tilgner	WOSC
6	Bob Craig	SOSC
7	Jack Catton	WU
8	Aaron Harding	SOSC

WOMEN'S 100 METER HURDLES FINAL

LANE	NAME	SCHOOL
1	Darcy Eastland	WOSC
2	Liz Ardinger	L&C
3	Val White	LIN
4	Sharon Jensen	WOSC
5	Shelly Woodside	LIN
6	Jill Cochran	SOSC
7	Lenny Wallace	SOSC
8	Lisa Lind	LIN

WOMEN'S 400 METER DASH FINAL

LANE	NAME	SCHOOL	TIME
1	Irene Jones	WU	64.96
2	Linda Brown	WU	63.34
3	Marta Shields	GFC	61.40
4	Kari Larsen	L&C	59.59
5	Nicole Perry	L&C	58.74
6	Carole Jones	EDSC	62.83
7	Christine Gillette	EDSC	63.65
8	Kathy Staat	SOSC	64.2

MEN'S 400 METERS IH FINAL

LANE	NAME	SCHOOL
1	Doug Rogers	LIN
2	Sam Lapray	WU
3	Tim Rupp	SOSC
4	Dan Thomas	WU
5	Bob DeVyldere	WU
6	Shawn Steen	EDSC
7	Scott Cummins	GFC
8	Jeff Wiltsey	WU

WOMEN'S 200 METER DASH FINAL

LANE	NAME	SCHOOL
1	Alisa Thomas	WU
2	Stephanie Payne	WU
3	Sharon Wegener	WOSC
4	Kari Larsen	L&C
5	Nicole Perry	L&C
6	Marta Shields	GFC
7	Kathy Staat	SOSC
8	Kathy Kubik	LIN

MEN'S 200 METER DASH PRELIMS

LANE	NAME	SCHOOL
1	Nate Borchert	EDSC
2	Tim Biamont	WOSC
3	Keith Ussery	WOSC
4	David Scearce	WU
5	Mark Caine	L&C
6	Mark Berry	SOSC
7	Les Taylor	WOSC
8	Mike Gilbert	NNC

George Fox

RESULTS OF FRIDAY PRELIMS PAGE 1

MEN'S 110 HIGH HURDLES PRELIMS

HEAT 1

PLACE	LANE	NAME	SCHOOL	TIME
	1	Kevin Taylor	SOSC	
	2	Dave Kelley	L&C	
	3	Tim Rupp	SOSC	
	4	Dave Hodl	LIN	
	5	Dan Thomas	WU	
	6	Adolphus Onua	GFC	
	7	John Albrecht	LIN	

HEAT 2

	1	Mike Castro	EOSC	
	2	Bob Cornes	WOSC	
	3	Scott Cummins	GFC	
	4	Darryl Stickles	WOSC	
	5	Bob DeVyldere	WU	
	6	Shawn Steen	EOSC	
	7	Sam Lapray	WU	
	8	Dale Huemoeller	NNC	

WOMEN'S 400 METER DASH PRELIMS

HEAT 1

PLACE	LANE	NAME	SCHOOL	TIME
	2	Irene Jones	WU	
	3	Elaine Haworth	GFC	
	4	Marta Shields	GFC	
	5	Christine Gillette	EOSC	
	6	Nicole Perry	L&C	

HEAT 2

	2	Linda Brown	WU	
	3	Margaret Doherty	EOSC	
	4	Kathy Staat	SOSC	
	5	Carole Jones	EOSC	
	6	Karl Larsen	L&C	

MEN'S 400 METER DASH PRELIMS

HEAT 1

PLACE	LANE	NAME	SCHOOL	TIME
	3	Mike Gilbert	NNC	
	4	Gareth Pooleon	WU	
	5	Tim Conley	GFC	
	6	Tony Willie	WU	

HEAT 2

	3	Keith Ussery	WOSC	
	4	Greg Beery	L&C	
	5	David Searce	WU	
	6	Frank VanDyke	WOSC	
	7	Tim Dorsey	SOSC	

MEN'S 100 METER DASH PRELIMS

HEAT 1

PLACE	LANE	NAME	SCHOOL	TIME
	2	Darrick Cope	EOSC	
	3	Antwionne Brooks	EOSC	
	4	Curtis Brown	LIN	
	5	Mark Caine	L&C	
	6	Mark Anderson	LIN	
	7	Jeff Wiltsey	WU	
	8	Nate Borchert	EOSC	

HEAT 2

	2	Robin Milakovich	NNC	
	3	Tim Biamont	WOSC	
	4	Kurt Hargett	WOSC	
	5	David Mueller	GFC	
	6	Mark Berry	SOSC	
	7	Les Taylor	WOSC	

WOMEN'S 100 METER HURDLES PRELIMS

HEAT 1

PLACE	LANE	NAME	SCHOOL	TIME
	2	Val White	LIN	
	3	Lenny Wallace	SOSC	
	4	Shannon Gates	SOSC	
	5	Darcy Eastland	WOSC	
	6	Shelly Woodside	LIN	

HEAT 2

PLACE	LANE	NAME	SCHOOL	TIME
	2	Sharon Jensen	WOSC	
	3	Liz Ardinger	L&C	
	4	Jill Cochran	SOSC	
	5	Trudy Rose	EOSC	
	6	Lisa Lind	LIN	

RESULTS OF FRIDAY PRELIMS PAGE 2

MEN'S 800 METER RUN PRELIMS

HEAT 1				
PLACE	LANE	NAME	SCHOOL	TIME
	1	Wes Tilgner	WOSC	
	2	Tim Graham	GFC	
	3	Bob Harris	L&C	
	4	Rob Wood	WOSC	
	5	Aaron Harding	SOSC	
	6	Jeff McDonald	EOSC	
	7	Mike Appleton	EOSC	

HEAT 2				
	1	Jack Catton	WU	
	2	Bob Craig	SOSC	
	3	Scott Voyles	LIN	
	4	Ed Esse	WOSC	
	6	Steve Yeager	NNC	
	7	Rob MacGinnitie	WU	
	8	Randy Swigart	GFC	
	5	Will Stanton	LIN	

MEN'S 400 METERS IH PRELIMS

HEAT 1				
PLACE	LANE	NAME	SCHOOL	TIME
	2	Shawn White	NNC	
	3	Don Mespelt	WU	
	4	Bob DeVyldere	WU	
	5	Dave Kelley	L&C	
	6	Tim Rupp	SOSC	
	7	Scott Cummins	GFC	
	8	Doug Rogers	LIN	

HEAT 2				
	2	Jeff Wiltsey	WU	
	3	Sam Lapray	WU	
	4	Dan Thomas	WU	
	5	Gareth Pooleon	WU	
	6	Shawn Steen	EOSC	
	7	Dan Watkins	WOSC	

WOMEN'S 200 METER DASH PRELIMS

HEAT 1				
PLACE	LANE	NAME	SCHOOL	TIME
	2	Nicole Perry	L&C	
	3	Jill Cochran	SOSC	
	4	Kathy Staat	SOSC	
	5	Marta Shields	GFC	
	6	Kathy Kubik	LIN	

HEAT 2				
	2	Stephanie Payne	WU	
	3	Darci Eastland	WOSC	
	4	Linda Henderson	WOSC	
	5	Alisa Thomas	WU	
	6	Sharon Wegener	WOSC	
	7	Kari Larsen	L&C	

MEN'S 200 METER DASH PRELIMS

HEAT 1				
PLACE	LANE	NAME	SCHOOL	TIME
	2	Mike Gilbert	NNC	
	3	David Searce	WU	
	4	David Mueller	GFC	
	5	Les Taylor	WOSC	
	6	Mark Berry	SOSC	
	7	Mark Anderson	LIN	

HEAT 2				
	2	Antwionne Brooks	EOSC	
	3	Tim Biamont	WOSC	
	4	Keith Ussery	WOSC	
	5	Nate Borchert	EOSC	
	6	Mark Caine	L&C	

FINAL EVENTS : RUNNING EVENTS LANES/FIELD EVENTS-FLIGHTS

MEN'S 1500 METER RUN FINAL

LANE	NAME	SCHOOL
1	Bob Craig	SOSC
2	Wes Tilgner	WOSC
3	Ron Ares	L&C
4	Mike Appleton	EOSC
5	Jason Sele	WOSC
6	Brad Holbrook	SOSC
7	Mike Paddack	SOSC
8	Rob Wood	WOSC
9	Jay Clark	NNC
10	Duke Ritenhouse	L&C

MEN'S 3000 METER STEEPLECHASE FINAL

LANE	NAME	SCHOOL
1	Brad Holbrook	SOSC
2	Ron Ares	L&C
3	John Oord	NNC
4	Eric Hartmann	L&C
5	Kevin Winfield	WOSC
6	Jason Sele	WOSC
7	Mike Paddack	SOSC
8	Duke Ritenhouse	L&C

MEN'S 5000 METER RUN FINAL

LANE	NAME	SCHOOL
1	Kevin Wright	NNC
2	Brian Reick	WOSC
3	John Weisel	LIN
4	David Jordan	WOSC
5	Dan Tow	LIN
6	Erick Landeen	WU
7	Greg Miller	EOSC
8	Brad Holbrook	SOSC
9	Ron Ares	L&C
10	Bob Julian	SOSC
11	Joshua Sacon	SOSC

MEN'S 10,000 METER RUN FINAL

LANE	NAME	SCHOOL
1	Joshua Sacon	SOSC
2	Jay Coleman	WU
3	Kevin Wright	NNC
4	Greg Miller	EOSC
5	John Weisel	LIN
6	Eric Jensen	EOSC
7	Kevin Kelly	WU

MEN'S 10,000 METER WALK FINAL

LANE	NAME	SCHOOL
1	Mitch Seal	EOSC
2	Tom Mills	SOSC
3	Jeff Kilday	WU
4	Dave Jaconetti	WOSC
5	Troy O'Donnell	WU
6	Randy Jacobs	WU

MEN'S 400 METER RELAY

LANE	SCHOOL
1	EOSC
2	L&C
3	WU
4	LIN
5	GFC
6	WOSC
7	NNC
8	SOSC

MEN'S 1600 METER RELAY

LANE	SCHOOL
1	LIN
2	SOSC
3	L&C
4	NNC
5	EOSC
6	WOSC
7	GFC
8	WU

FINAL EVENTS: RUNNING EVENTS LANES/FIELD EVENTS-FLIGHTS

MEN'S DISCUS

FLIGHT	NAME	SCHOOL
1	Randy Settel	SOSC
1	Soren Sorenson	WOSC
1	Mike Watts	GFC
1	Dale Osborne	SOSC
1	Doug Sommer	WU
2	Arnold Wardwell	SOSC
2	Tim Stashin	SOSC
2	Steve Curl	NNC
2	Eric Cooley	WU
2	Matt Lydum	WOSC

MEN'S HAMMER THROW

FLIGHT	NAME	SCHOOL
1	Soren Sorenson	WOSC
1	Doug Dean	LIN
1	Randy Settel	SOSC
1	Matt Lydum	WOSC
1	Kyle Kobow	LIN
2	David Collins	WU
2	Mike Watts	GFC
2	Tim Stashin	SOSC
2	Dan Gorman	WOSC
2	Dave Elkins	GFC

MEN'S JAVELIN

FLIGHT	NAME	SCHOOL
1	Jim Williams	WU
1	David Nickell	GFC
1	Mike County	SOSC
1	Doug Edward	NNC
1	Mike Watts	GFC
1	Sean Coste	LIN
2	John Weeks	LIN
2	Doug Ladd	WOSC
2	Ken Rankin	EOSC
2	Jim Block	EOSC
2	Mark Garvey	LIN
2	David Mueller	GFC

MEN'S LONG JUMP

FLIGHT	NAME	SCHOOL
1	Gareth Pooleon	WU
1	PJ Coonrod	LIN
1	Kevin Connors	WU
1	Gerry Clark	WOSC
1	Scott Noren	SOSC
1	Russ Rurke	SOSC
2	Will Waddell	EOSC
2	Todd Chandler	SOSC
2	Ken Ouellette	L&C
2	Kurt Hargett	WOSC
2	Dale Huemoeller	NNC

MEN'S SHOT PUT

FLIGHT	NAME	SCHOOL
1	Randy Settel	SOSC
1	Kim Brown	WOSC
1	Hank Wyborney	NNC
1	Arnold Wardwell	SOSC
1	Mike County	SOSC
1	Todd Danko	WOSC
2	Steve Curl	NNC
2	David Collins	WU
2	Soren Sorenson	WOSC
2	Dale Osborne	SOSC
2	Gary Wescott	L&C

MEN'S TRIPLE JUMP

FLIGHT	NAME	SCHOOL
1	Kevin Connors	WU
1	Kele Marsters	LIN
1	Dwight French	WOSC
1	Russell Burke	SOSC
1	John Prevedello	LIN
2	Scott Noren	SOSC
2	Shaun Granger	SOSC
2	Ken Ouellette	L&C
2	Todd Chandler	SOSC
2	Pat Leeper	GFC

LANE ASSIGNMENTS-WOMEN

WOMEN'S 100 METER DASH FINAL

LANE	NAME	SCHOOL
1	Jill Cochran	SOSC
2	Sharon Wegener	WOSC
3	Erin Weeks	WU
4	Stephanie Payne	WU
5	Alisa Thomas	WU
6	Shereen Reaney	L&C
7	Kathy Kubik	LIN
8	Mary Tepper	LIN

WOMEN'S 400 METER LOW HURDLES FINAL

LANE	NAME	SCHOOL
2	Mindy Brown	SOSC
3	Sharon Jensen	WOSC
4	Linda Henderson	WOSC
5	Val White	LIN
6	Kris Russell	SOSC
7	Lenore Wallace	SOSC
8	Liz Ardinger	L&C

WOMEN'S 800 METER RUN FINAL

LANE	NAME	SCHOOL
2	Sandy Loop	WOSC
3	Brenda Thwaite	WOSC
4	Jeannine Lama	L&C
5	Meliane Springer	GFC
6	Julie Blum	WU
7	Meg Finaly	L&C
8	Jana Zellmer	NNC

WOMEN'S 1500 METER RUN FINAL

LANE	NAME	SCHOOL
1	Julie Dimick	WOSC
2	Melanie Leckenby	LIN
3	Sandy Loop	WOSC
4	Angela Thatcher	LIN
5	Kathryn O'Leary	WOSC
6	Alica Tilzey	NNC
7	Debra Dick	WOSC
8	Kelli Cammack	WU

WOMEN'S 5000 METER FINAL

LANE	NAME	SCHOOL
1	Kristin Peterson	WU
2	Julie Dimick	WOSC
3	Elaine Delsman	SOSC
4	Debra Dick	WOSC
5	Teresa Beeman	LIN
6	Kathryn O'Leary	WOSC
7	Angela Thatcher	LIN
8	Melanie Leckenby	LIN
9	Nadine Price	LIN
10	Diane Peterson	GFC

WOMEN'S 10,000 METER RUN FINAL

LANE	NAME	SCHOOL
1	Teresa Beeman	LIN
2	Chelly Tilzey	NNC
3	Elaine Delsman	SOSC
4	Kali Haverstock	GFC

WOMEN'S 400 METER RELAY FINAL

LANE	SCHOOL
2	LIN
3	L&C
5	WOSC
6	SOSC
7	WU
4	EOSC

WOMEN'S 1600 METER RELAY FINAL

LANE	SCHOOL
2	LIN
3	EOSC
4	L&C
5	SOSC
6	WU
7	WOSC

LANE ASSIGNMENTS--WOMEN

WOMEN'S DISCUS THROW

ORDER	NAME	SCHOOL
1	Michelle Tomlinsen	WOSC
2	Patti Stacey	EOSC
3	Diana McDonald	WU
4	Debbie Settell	SOSC
5	Rhonda Hardaway	NNC
6	Dixie McCadden	EOSC
7	Carmen Garwick	NNC
8	Johanna Williams	EOSC

WOMEN'S HIGH JUMP

ORDER	NAME	SCHOOL
1	Chrissy Gillette	EOSC
2	Carole Jones	EOSC
3	Kami Gee	WOSC
4	Dianna Plagge	WOSC
5	Stacey Lee	LIN
6	Sue Woolsey	GFC
7	Lisa Lind	LIN
8	Kelly Lovejoy	WOSC
9	Amy Bolger	L&C
10	Sharon Jensen	WOSC

WOMEN'S JAVELIN THROW

FLIGHT	NAME	SCHOOL
1	Shannon Gates	SOSC
1	Leslie Johnson	L&C
1	Kris Ettner	SOSC
1	Denise Fox	GFC
1	Kim Halter	LIN
2	Heidi Buckmaster	WU
2	Kami Gee	WOSC
2	Karen Carpenter	NNC
2	Kellie Osborn	WOSC
2	Katie Wambach	LIN

WOMEN'S LONG JUMP

FLIGHT	NAME	SCHOOL
1	Shereen Reaney	L&C
1	Sharon Jensen	WOSC
1	Shelly Woodside	LIN
1	Alisa Thomas	WU
1	Lara Wright	WU
2	Carole Jones	EOSC
2	Val White	LIN
2	Lisa Lind	LIN
2	Karen Wilcox	WU

WOMEN'S SHOT PUT

ORDER	NAME	SCHOOL
1	Paige Daugherty	L&C
2	Johana Williams	EOSC
3	Susan Greenwood	LIN
4	Karen Carpenter	NNC
5	Dixie McCadden	EOSC
6	Patti Stacey	EOSC
7	Diana McDonald	WU
8	Debie Settell	SOSC

WOMEN'S TRIPLE JUMP

ORDER	NAME	SCHOOL
1	Kami Gee	WOSC
2	Amy Bolger	L&C
3	Shelly Woodside	LIN
4	Stacey Lee	LIN
5	Lara Wright	WU
6	Shannon Gates	SOSC
7	Krys Duncan	L&C

WOMEN'S 3,000 M RUN LANE ASSIGNMENTS

<u>LANE</u>	<u>NAME</u>	<u>SCHOOL</u>
1	Nadine Price	LIN
2	Angela Thatcher	LIN
3	Kathryn O'Leary	WOSC
4	Michelle Lang	GFC
5	Alica Tilzey	NNC
6	Debra Dick	WOSC

WOMEN'S 800 M MEDLEY RELAY

1	Linfield
3	Southern Oregon State College
4	Lewis & Clark
5	Western Oregon State College
6	Willamette University

MEN'S 110 HIGH HURDLES PRELIMS

HEAT 1				
PLACE	LANE	NAME	SCHOOL	TIME
	1	Kevin Taylor	SOSC	
	2	Dave Kelley	L&C	
	3	Tim Rupp	SOSC	
	4	Dave Hodl	LIN	
	5	Dan Thomas	WU	
	6	Adolphus Onua	GFC	
	7	John Albrecht	LIN	

HEAT 2				
PLACE	LANE	NAME	SCHOOL	TIME
	1	Mike Castro	EOSC	
	2	Bob Cornes	WOSC	
	3	Scott Cummins	GFC	
	4	Darryl Stickers	WOSC	
	5	Bob DeVyldere	WU	
	6	Shawn Steen	EOSC	
	7	Sam Lapray	WU	
	8	Dale Huemoeller	NNC	

WOMEN'S 400 METER DASH PRELIMS

HEAT 1				
PLACE	LANE	NAME	SCHOOL	TIME
	2	Irene Jones	WU	
	3	Elaine Haworth	GFC	
	4	Marta Shields	GFC	
	5	Christine Gillette	EOSC	
	6	Nicole Perry	L&C	

HEAT 2				
PLACE	LANE	NAME	SCHOOL	TIME
	2	Linda Brown	WU	
	3	Margaret Doherty	EOSC	
	4	Kathy Staat	SOSC	
	5	Carole Jones	EOSC	
	6	Kari Larsen	L&C	

MEN'S 400 METER DASH PRELIMS

HEAT 1				
PLACE	LANE	NAME	SCHOOL	TIME
	3	Mike Gilbert	NNC	
	4	Gareth Pooleon	WU	
	5	Tim Conley	GFC	
	6	Tony Willie	WU	

HEAT 2				
PLACE	LANE	NAME	SCHOOL	TIME
	3	Keith Ussery	WOSC	
	4	Greg Beery	L&C	
	5	David Scearce	WU	
	6	Frank VanDyke	WOSC	
	7	Tim Dorsey	SOSC	

MEN'S 100 METER DASH PRELIMS

HEAT 1				
PLACE	LANE	NAME	SCHOOL	TIME
	2	Darrick Cope	EOSC	
	3	Antwionne Brooks	EOSC	
	4	Curtis Brown	LIN	
	5	Mark Caine	L&C	
	6	Mark Anderson	LIN	
	7	Jeff Wiltsey	WU	
	8	Nate Borchert	EOSC	

HEAT 2				
PLACE	LANE	NAME	SCHOOL	TIME
	2	Robin Milakovich	NNC	
	3	Tim Biamont	WOSC	
	4	Kurt Hargett	WOSC	
	5	David Mueller	GFC	
	6	Mark Berry	SOSC	
	7	Les Taylor	WOSC	

WOMEN'S 100 METER HURDLES PRELIMS

HEAT 1				
PLACE	LANE	NAME	SCHOOL	TIME
	2	Val White	LIN	
	3	Lenny Wallace	SOSC	
	4	Shannon Gates	SOSC	
	5	Darcy Eastland	WOSC	
	6	Shelly Woodside	LIN	

HEAT 2				
PLACE	LANE	NAME	SCHOOL	TIME
	2	Sharon Jensen	WOSC	
	3	Liz Ardinger	L&C	
	4	Jill Cochran	SOSC	
	5	Trudy Rose	EOSC	
	6	Lisa Lind	LIN	

MEN'S 800 METER RUN PRELIMS

HEAT 1				
PLACE	LANE	NAME	SCHOOL	TIME
	1	Wes Tilgner	WOSC	
	2	Tim Graham	GFC	
	3	Bob Harris	L&C	
	4	Rob Wood	WOSC	
	5	Aaron Harding	SOSC	
	6	Jeff McDonald	EOSC	
	7	Mike Appleton	EOSC	

HEAT 2				
	1	Jack Catton	WU	
	2	Bob Craig	SOSC	
	3	Scott Voyles	LIN	
	4	Ed Esse	WOSC	
	6	Steve Yeager	NNC	
	7	Rob MacGinnitie	WU	
	8	Randy Swigart	GFC	
	5	Will Stanton	LIN	

MEN'S 400 METERS IH PRELIMS

HEAT 1				
PLACE	LANE	NAME	SCHOOL	TIME
	2	Shawn White	NNC	
	3	Don Mespelt	WU	
	4	Bob DeVylde	WU	
	5	Dave Kelley	L&C	
	6	Tim Rupp	SOSC	
	7	Scott Cummins	GFC	
	8	Doug Rogers	LIN	

HEAT 2				
	2	Jeff Wiltsey	WU	
	3	Sam Lapray	WU	
	4	Dan Thomas	WU	
	5	Gareth Pooleon	WU	
	6	Shawn Steen	EOSC	
	7	Dan Watkins	WOSC	

WOMEN'S 200 METER DASH PRELIMS

HEAT 1				
PLACE	LANE	NAME	SCHOOL	TIME
	2	Nicole Perry	L&C	
	3	Jill Cochran	SOSC	
	4	Kathy Staat	SOSC	
	5	Marta Shields	GFC	
	6	Kathy Kubik	LIN	

HEAT 2				
	2	Stephanie Payne	WU	
	3	Darci Eastland	WOSC	
	4	Linda Henderson	WOSC	
	5	Alisa Thomas	WU	
	6	Sharon Wegener	WOSC	
	7	Kari Larsen	L&C	

MEN'S 200 METER DASH PRELIMS

HEAT 1				
PLACE	LANE	NAME	SCHOOL	TIME
	2	Mike Gilbert	NNC	
	3	David Searce	WU	
	4	David Mueller	GFC	
	5	Les Taylor	WOSC	
	6	Mark Berry	SOSC	
	7	Mark Anderson	LIN	

HEAT 2				
	2	Antwionne Brooks	EOSC	
	3	Tim Biamont	WOSC	
	4	Keith Ussery	WOSC	
	5	Nate Borchert	EOSC	
	6	Mark Caine	L&C	

FINAL EVENTS: RUNNING EVENTS LANES/FIELD EVENTS-FLIGHTS

MEN'S 1500 METER RUN FINAL

LANE	NAME	SCHOOL
1	Bob Craig	SOSC
2	Wes Tilgner	WOSC
3	Ron Ares	L&C
4	Mike Appleton	EDSC
5	Jason Sele	WOSC
6	Brad Holbrook	SOSC
7	Mike Paddack	SOSC
8	Rob Wood	WOSC
9	Jay Clark	NNC
10	Duke Ritenhouse	L&C

MEN'S 3000 METER STEEPLECHASE FINAL

LANE	NAME	SCHOOL
1	Brad Holbrook	SOSC
2	Ron Ares	L&C
3	John Oord	NNC
4	Eric Hartmann	L&C
5	Kevin Winfield	WOSC
6	Jason Sele	WOSC
7	Mike Paddack	SOSC
8	Duke Ritenhouse	L&C

MEN'S 5000 METER RUN FINAL

LANE	NAME	SCHOOL
1	Kevin Wright	NNC
2	Brian Reick	WOSC
3	John Weisel	LIN
4	David Jordan	WOSC
5	Dan Tow	LIN
6	Erick Landeen	WU
7	Greg Miller	EDSC
8	Brad Holbrook	SOSC
9	Ron Ares	L&C
10	Bob Julian	SOSC
11	Joshua Sacon	SOSC

MEN'S 10,000 METER RUN FINAL

LANE	NAME	SCHOOL
1	Joshua Sacon	SOSC
2	Jay Coleman	WU
3	Kevin Wright	NNC
4	Greg Miller	EDSC
5	John Weisel	LIN
6	Eric Jensen	EDSC
7	Kevin Kelly	WU

MEN'S 10,000 METER WALK FINAL

LANE	NAME	SCHOOL
1	Mitch Seal	EDSC
2	Tom Mills	SOSC
3	Jeff Kilday	WU
4	Dave Jaconetti	WOSC
5	Troy O'Donnell	WU
6	Randy Jacobs	WU

MEN'S 400 METER RELAY

LANE	SCHOOL
1	EDSC
2	L&C
3	WU
4	LIN
5	GFC
6	WOSC
7	NNC
8	SOSC

MEN'S 1600 METER RELAY

LANE	SCHOOL
1	LIN
2	SOSC
3	L&C
4	NNC
5	EDSC
6	WOSC
7	GFC
8	WU

FINAL EVENTS: RUNNING EVENTS LANES/FIELD EVENTS-FLIGHTS

MEN'S DISCUS

FLIGHT	NAME	SCHOOL
1	Randy Settell	SOSC
1	Soren Sorenson	WOSC
1	Mike Watts	GFC
1	Dale Osborne	SOSC
1	Doug Sommer	WU
2	Arnold Wardwell	SOSC
2	Tim Stashin	SOSC
2	Steve Curl	NNC
2	Eric Cooley	WU
2	Matt Lydum	WOSC

MEN'S HAMMER THROW

FLIGHT	NAME	SCHOOL
1	Soren Sorenson	WOSC
1	Doug Dean	LIN
1	Randy Settell	SOSC
1	Matt Lydum	WOSC
1	Kyle Kobow	LIN
2	David Collins	WU
2	Mike Watts	GFC
2	Tim Stashin	SOSC
2	Dan Gorman	WOSC
2	Dave Elkins	GFC

MEN'S JAVELIN

FLIGHT	NAME	SCHOOL
1	Jim Williams	WU
1	David Nickell	GFC
1	Mike County	SOSC
1	Doug Edward	NNC
1	Mike Watts	GFC
1	Sean Coste	LIN
2	John Weeks	LIN
2	Doug Ladd	WOSC
2	Ken Rankin	EOSC
2	Jim Block	EOSC
2	Mark Garvey	LIN
2	David Mueller	GFC

MEN'S LONG JUMP

FLIGHT	NAME	SCHOOL
1	Gareth Pooleon	WU
1	PJ Coonrod	LIN
1	Kevin Connors	WU
1	Gerry Clark	WOSC
1	Scott Noren	SOSC
1	Russ Rurke	SOSC
2	Will Waddell	EOSC
2	Todd Chandler	SOSC
2	Ken Ouellette	L&C
2	Kurt Hargett	WOSC
2	Dale Huemoeller	NNC

MEN'S SHOT PUT

FLIGHT	NAME	SCHOOL
1	Randy Settell	SOSC
1	Kim Brown	WOSC
1	Hank Wyborney	NNC
1	Arnold Wardwell	SOSC
1	Mike County	SOSC
1	Todd Danko	WOSC
2	Steve Curl	NNC
2	David Collins	WU
2	Soren Sorenson	WOSC
2	Dale Osborne	SOSC
2	Gary Wescott	L&C

MEN'S TRIPLE JUMP

FLIGHT	NAME	SCHOOL
1	Kevin Connors	WU
1	Kele Marsters	LIN
1	Dwight French	WOSC
1	Russell Burke	SOSC
1	John Prevedello	LIN
2	Scott Noren	SOSC
2	Shaun Granger	SOSC
2	Ken Ouellette	L&C
2	Todd Chandler	SOSC
2	Pat Leeper	GFC

LANE ASSIGNMENTS-WOMEN

WOMEN'S 100 METER DASH FINAL

LANE	NAME	SCHOOL
1	Jill Cochran	SOSC
2	Sharon Wegener	WOSC
3	Erin Weeks	WU
4	Stephanie Payne	WU
5	Alisa Thomas	WU
6	Shereen Reaney	L&C
7	Kathy Kubik	LIN
8	Mary Tepper	LIN

WOMEN'S 400 METER LOW HURDLES FINAL

LANE	NAME	SCHOOL
2	Mindy Brown	SOSC
3	Sharon Jensen	WOSC
4	Linda Henderson	WOSC
5	Val White	LIN
6	Kris Russell	SOSC
7	Lenore Wallace	SOSC
8	Liz Ardinger	L&C

WOMEN'S 800 METER RUN FINAL

LANE	NAME	SCHOOL
2	Sandy Loop	WOSC
3	Brenda Thwaite	WOSC
4	Jeannine Lama	L&C
5	Meliane Springer	GFC
6	Julie Blum	WU
7	Meg Finaly	L&C
8	Jana Zellmer	NNC

WOMEN'S 1500 METER RUN FINAL

LANE	NAME	SCHOOL
1	Julie Dimick	WOSC
2	Melanie Leckenby	LIN
3	Sandy Loop	WOSC
4	Angela Thatcher	LIN
5	Kathryn O'Leary	WOSC
6	Alica Tilzey	NNC
7	Debra Dick	WOSC
8	Kelli Cammack	WU

WOMEN'S 5000 METER FINAL

LANE	NAME	SCHOOL
1	Kristin Peterson	WU
2	Julie Dimick	WOSC
3	Elaine Delsman	SOSC
4	Debra Dick	WOSC
5	Teresa Beeman	LIN
6	Kathryn O'Leary	WOSC
7	Angela Thatcher	LIN
8	Melanie Leckenby	LIN
9	Nadine Price	LIN
10	Diane Peterson	GFC

WOMEN'S 10,000 METER RUN FINAL

LANE	NAME	SCHOOL
1	Teresa Beeman	LIN
2	Chelly Tilzey	NNC
3	Elaine Delsman	SOSC
4	Kali Haverstock	GFC

WOMEN'S 400 METER RELAY FINAL

LANE	SCHOOL
2	LIN
3	L&C
5	WOSC
6	SOSC
7	WU
4	EOSC

WOMEN'S 1600 METER RELAY FINAL

LANE	SCHOOL
2	LIN
3	EOSC
4	L&C
5	SOSC
6	WU
7	WOSC

LANE ASSIGNMENTS-WOMEN

WOMEN'S DISCUS THROW

ORDER	NAME	SCHOOL
1	Michelle Tomlinsen	WOSC
2	Patti Stacey	EOSC
3	Diana McDonald	WU
4	Debbie Settell	SOSC
5	Rhonda Hardaway	NNC
6	Dixie McCadden	EOSC
7	Carmen Garwick	NNC
8	Johanna Williams	EOSC

WOMEN'S HIGH JUMP

ORDER	NAME	SCHOOL
1	Chrissy Gillette	EOSC
2	Carole Jones	EOSC
3	Kami Gee	WOSC
4	Dianna Plagge	WOSC
5	Stacey Lee	LIN
6	Sue Woolsey	GFC
7	Lisa Lind	LIN
8	Kelly Lovejoy	WOSC
9	Amy Bolger	L&C
10	Sharon Jensen	WOSC

WOMEN'S JAVELIN THROW

FLIGHT	NAME	SCHOOL
1	Shannon Gates	SOSC
1	Leslie Johnson	L&C
1	Kris Ettner	SOSC
1	Denise Fox	GFC
1	Kim Halter	LIN
2	Heidi Buckmaster	WU
2	Kami Gee	WOSC
2	Karen Carpenter	NNC
2	Kellie Osborn	WOSC
2	Katie Wambach	LIN

WOMEN'S LONG JUMP

FLIGHT	NAME	SCHOOL
1	Shereen Reaney	L&C
1	Sharon Jensen	WOSC
1	Shelly Woodside	LIN
1	Alisa Thomas	WU
1	Lara Wright	WU
2	Carole Jones	EOSC
2	Val White	LIN
2	Lisa Lind	LIN
2	Karen Wilcox	WU

WOMEN'S SHOT PUT

ORDER	NAME	SCHOOL
1	Paige Daugherty	L&C
2	Johana Williams	EOSC
3	Susan Greenwood	LIN
4	Karen Carpenter	NNC
5	Dixie McCadden	EOSC
6	Patti Stacey	EOSC
7	Diana McDonald	WU
8	Debie Settell	SOSC

WOMEN'S TRIPLE JUMP

ORDER	NAME	SCHOOL
1	Kami Gee	WOSC
2	Amy Bolger	L&C
3	Shelly Woodside	LIN
4	Stacey Lee	LIN
5	Lara Wright	WU
6	Shannon Gates	SOSC
7	Krys Duncan	L&C

WOMEN'S 3,000 M RUN LANE ASSIGNMENTS

<u>LANE</u>	<u>NAME</u>	<u>SCHOOL</u>
1	Nadine Price	LIN
2	Angela Thatcher	LIN
3	Kathryn O'Leary	WOSC
4	Michelle Lang	GFC
5	Alica Tilzey	NNC
6	Debra Dick	WOSC

WOMEN'S 800 M MEDLEY RELAY

1	Linfield
3	Southern Oregon State College
4	Lewis & Clark
5	Western Oregon State College
6	Willamette University

Men's 400 Meter Relay

<u>Lane</u>	<u>Name</u>	<u>School</u>	<u>Time</u>
1		C	45.5
2		N	44.91
3		K	44.30
4		SA	43.70
5		AND	42.3
6		T	42.4
7		HO	44.6
8		BB	44.5
9		MAL	45.03

Men's 110 High Hurdles

1	Dates, Darrell	H	15.98
2	Barnes, Durand	AND	15.93
3	Caldwell, Craig	AND	15.59
4	Taylor, William	T	15.49
5	Bradley, Evan	AND	15.27
6	Rosario, Pedro	T	15.43
7	Hall, Dayshon	MAL	15.68
8	Walters, Tim	C	15.73
9	McClure, Mark	MAL	15.95

Women's 100 M Hurdles

1	Kremer, Susan	JB	17.02
2	Gable, Eileen	RW	16.22
3	Street, Laura	MAL	15.95
4	Long, Tracy	AND	15.78
5	Hollar, Michelle	T	14.91
6	Luidhardt, Teresa	M	15.79
7	Collier, Cindy	C	16.29
8	Hopkins, Dina	SA	17.02
9	Bigham, Pam	H	17.27

Women's 400 Meters

1	Tulowitzky, Lora	A	1:01.47
2	Walker, Deborah	M	1:01.27
3	Sills, Belinda	C	1:01.19
4	Mahr, Esther	C	1:00.44
5	Geiser, Kelly	MAL	58.20
6	Randolph, Kathy	MAL	58.23
7	Edmonds, LaVonya	SA	1:00.84
8	Olson, Joy	N	1:00.94
9	Button, Julie	HO	1:01.31

Women's 800 Meters

1	Clark, Lynn	C	2:30.21
2	Lord, Val	A	2:29.59
3	Swanson, Stephanie	N	2:27.70
4	Mahr, Esther	C	2:26.90
5	Karst, JoEllen	H	2:24.99
6	Pomeroy, Sherry	T	2:26.95
7	Sills, Belinda	C	2:27.38
8	Hagestrom, Deana	MAL	2:28.73
9	Hostetler, Tricia	EM	2:29.19

<u>Lane</u>	<u>Name</u>	<u>School</u>	<u>Time</u>
<u>Women's 100 Meters</u>			
1	Liggett, Holly	A	13.53
2	Luidhardt, Teresa	M	13.30
3	McCue, Gretchen	EM	13.23
4	Hogan, Samantha	MAL	12.76
5	Stevenson, Tracie	MAL	12.76
6	Witt, Peggy	MAL	13.14
7	Walker, Marcia	T	13.28
8	Eckert, Jody	C	13.31
9	Walker, Deborah	M	13.34

<u>Men's 400 Meters</u>			
1	Dunham, Wes	HO	51.77
2	Bates, Tal	H	51.26
3	Siemens, Dwight	JB	50.94
4	Akers, Dewitt	A	49.63
5	Scott, Peter	K	47.65
6	Nieveen, Scott	T	50.46
7	Allen, Paul	HO	51.12
8	Foister, Eric	T	51.51
9	Meriweather, Paul	T	52.21

<u>Men's 800 Meters</u>			
1	Mays, Trent	T	1:57.80
2	Fresenko, Jerry	MAL	1:57.67
3	Getsinger, Dave	SA	1:57.61
4	Moore, Rob	C	1:57.44
5	Ellis, Mark	AND	1:56.25
6	Welsh, Tom	BB	1:56.28
7	Yocum, Mark	MAL	1:56.48
8	Merryman, Joe	H	1:57.78
9	Davidson, Rick	AND	1:58.20

<u>Men's 100 Meter</u>			
1	Kenney, Jeff	SA	11.44
2	Price, Curtis	GEN	11.40
3	Yoder, Mike	T	11.21
4	Sullivan, Joe	AND	11.22
5	Lamb, Brad	AND	11.19
6	Tingley, Todd	ON	11.23
7	Nelson, Connell	AND	11.31
8	Perrott, Brad	H	11.36
9	Rosario, Pedro	T	11.60

<u>400 M H</u>			
1	Frane, Scott	H	58.41
	Stanislaw, Rich	R	57.13
	Rosario, Pedro	T	56.09
	Bradley, Evan	AND	55.75
	Cosby, Monty	AND	54.30
	Warvel, Duane	M	55.82
	Barnes, Durand	AND	56.69
	Shade, Tom	MAL	57.23
	Tillman, Lance	H	57.71

<u>Lane</u>	<u>Name</u>	<u>School</u>	<u>Time</u>
<u>Women's 400 Meter Hurdles</u>			
1	Shaw, Launie	MAL	1:09.76
2	Gable, Eileen	RW	1:09.26
3	Fratous, Shelly	C	1:08.65
4	Gollmer, Teresa	T	1:06.45
5	Hollar, Michelle	T	1:06.30
6	Long, Tracy	AND	1:07.25
7	Hopkins, Dina	SA	1:08.40
8	Brickner, Patty	MAL	1:09.64
9	Collier, Cindy	C	1:09.79

Women's 200 Meters

1	Tulowitzky, Lora	A	27.20
2	Eckert, Jody	C	27.11
3	Olson, Joy	N	27.06
4	McCue, Gretchen	EM	26.82
5	Stevenson, Tracie	MAL	26.07
6	Geiser, Kelly	MAL	26.63
7	Walker, Deborah	M	27.08
8	Mayer, Marjie	N	27.17
9	Edmonds, LaVonya	SA	27.19

Men's 200 Meters

1	Sullivan, Joe	AND	22.87
2	Blessing, Mike	JB	23.15
3	Lamb, Brad	AND	22.15
4	Nelson, Connell	AND	22.43
5	Scott, Peter	K	21.83
6	Nieveen, Scott	T	22.99
7	Yoder, Mike	T	22.56
8	Perrott, Brad	H	22.63
9	Cupery, Dan	TC	23.31

Men's 4X400 M Relay

1	JB	3:31.89
2	SA	3:31.03
3	H	3:28.75
4	T	3:27.87
5	AND	3:20.02
6	HO	3:28.41
7	BB	3:29.35
8	C	3:29.43
9	MAL	3:32.30

WOMEN'S DIVISION

100 METER DASH (:12.24) NAIA RECORD - :11.68

Nzael Kyomo	Wayland Baptist TX	11.64
Carol Bailey	Concordia NE	11.80
Marcia Brown	Wayland Baptist TX	11.84
Starlette Daniels	Wayland Baptist TX	11.84
Vicki Aoko	Wayland Baptist TX	11.94
Comfort Igeh	Wayland Baptist TX	11.94
Wanda Clay	Prairie View A&M TX	11.97
Angela Hulitt	Southern-New Orleans LA	11.98
Patti Harris	Prairie View A&M TX	12.10
Theresa Cressey	Southern-New Orleans LA	12.11
Linda Johnson	Midland Lutheran NE	12.13
Angela Allen	Arkansas-Pine Bluff	12.20
Donita Perry	Wayland Baptist TX	12.22
Paulette Bell	Arkansas-Pine Bluff	12.24
Evan Williams	Prairie View A&M TX	12.24
Hollie Watson	Western Washington	12.24

800 METER (2:14.94) NAIA RECORD - 2:03.89

Cathy Taylor	Prairie View A&M TX	2:06.15
Chris Wagner	Simon Fraser BC	2:11.14
Angie Mogielski	North Florida	2:11.94
Kathy Waggoner	Doane NE	2:14.20
Minta Mosley	Pacific Lutheran WA	2:14.34
Kathy Miller	Western Washington	2:14.64
Nancy Marter	Wisconsin-Parkside	2:14.84
Sharon Jensen	Western Oregon	2:16.66
Esther Mahr	Cedarville OH	2:17.14
Jean Kolarik	Emporia State KS	2:17.84
Donna Spickelmier	Kearney State NE	2:17.84
Airat Bakare	Azusa Pacific CA	2:18.21
Brenda Thwaite	Western Oregon	2:19.14
Lisa Wojciechowski	Hillsdale MI	2:19.24
Chrissy Papenhagen	Hillsdale MI	2:19.54
Corinne Behrend	Western State CO	2:19.54

200 METER DASH (:24.94) NAIA RECORD - :23.69

Jocelyn Tatum	Prairie View A&M TX	23.84
Airat Bakare	Azusa Pacific CA	23.92
Althea Thomas	Wayland Baptist TX	24.14
Carol Bailey	Concordia NE	24.34
Nzael Kyomo	Wayland Baptist TX	24.34
Starlette Daniels	Wayland Baptist TX	24.35
Nettie Gilbreath	Lubbock Christian TX	24.57
Cicilie Murdock	Northwood MI	24.64
Leslie Ryman	Walsh OH	24.64
Wanda Clay	Prairie View A&M TX	24.74
Vicki Aoko	Wayland Baptist TX	24.74
Lori Ewing	Simon Fraser BC	24.86
Donita Perry	Wayland Baptist TX	24.90
Patti Harris	Prairie View A&M TX	24.92
3 others tied at		24.94

1500 METER (4:39.74) NAIA RECORD - 4:23.50

Brit McRoberts	Simon Fraser BC	4:26.34
Chris Wagner	Simon Fraser BC	4:26.93
Leah Pelcs	Simon Fraser BC	4:27.54
Michelle Marter	Wisconsin-Parkside	4:28.64
Lorie Moreno	Western State CO	4:29.54
Angie Mogielski	North Florida	4:32.34
Cathy Taylor	Prairie View A&M TX	4:32.64
Valerie Hilden	Pacific Lutheran WA	4:36.84
Donna Spickelmier	Kearney State NE	4:37.34
Genevie Pfueller	Western Washington	4:38.24
Karla Christenson	Midland Lutheran NE	4:40.44
Melanie Venakamp	Pacific Lutheran WA	4:40.44
Jilleen Fobair	Wisconsin-Parkside	4:40.74
Jennifer Eastman	Western Washington	4:40.94
Shannon Ryan	Pacific Lutheran WA	4:42.74

400 METER DASH (:56.94) NAIA RECORD - :51.83

Airat Bakare	Azusa Pacific CA	53.64
Althea Thomas	Wayland Baptist TX	55.24
Jocelyn Tatum	Prairie View A&M TX	55.64
Cicilie Murdock	Northwood MI	55.74
Madie Chunn	Arkansas-Pine Bluff	56.44
Beth Wilson	Kearney State NE	56.54
Donita Perry	Wayland Baptist TX	56.64
Reater Golston	Wayland Baptist TX	56.81
Carol Bailey	Concordia NE	56.91
Nicole Perry	Lewis and Clark OR	57.27
L. VanderGriend	Dordt IA	57.71
Gretchen Bohm	Emporia State KS	57.74
Esther Mahr	Cedarville OH	57.84
Lisa Fitzgerald	Western State CO	57.84
Megan Fuller	Westmont CA	57.84

5000 METER (17:52.64) NAIA RECORD - 16:49.36

Erin Gillespie	Hillsdale MI	16:57.24
Marguerite Skello	Malone OH	17:02.24
Gina VanLaar	Hillsdale MI	17:07.04
Genevie Pfueller	Western Washington	17:12.74
Valerie Hilden	Pacific Lutheran WA	17:32.84
Michelle Marter	Wisconsin-Parkside	17:33.14
Trudy Searcy	Emporia State KS	17:34.14
Karla Christenson	Midland Lutheran NE	17:35.64
Kathy Nichols	Pacific Lutheran WA	17:39.94
Tracy Nelson	Winona State MN	17:40.14
Susan Stine	Emporia State KS	17:41.64
Melanie Venakamp	Pacific Lutheran WA	17:42.94
Amy Potter	Emporia State KS	17:43.34
Angie Mogielski	North Florida	17:43.44
Mary Griebel	Emporia State KS	17:53.54

Women's Division - Continued

10,000 METER (37:55.14) NAIA RECORD - 35:06.51

Erin Gillespie	Hillsdale MI	35:09.64
Susan Stine	Emporia State KS	36:53.54
Kathy Nichols	Pacific Lutheran WA	37:11.34
Mary Griebel	Emporia State KS	37:12.14
Molly Ostlund	Puget Sound WA	37:26.94
Jodi Williamson	Taylor IN	37:41.54
Amy Potter	Emporia State KS	37:45.14
Yvonne Hollmann	Midland Lutheran NE	37:48.54
Trudy Searcy	Emporia State KS	37:49.14
Erin Wickham	Pacific Lutheran WA	37:58.54
Kathy Herzog	Pacific Lutheran WA	38:12.54
Tawny Kern	Flagler FL	38:20.74
Miriam Otter	Missouri Baptist	38:48.04
Becky Kreps	Manchester IN	39:23.59
Paula West	Kearney State NE	39:52.24

400 METER HURDLES (:63.84) NAIA RECORD - :57.99

Lavonda Lockett	Prairie View A&M TX	58.34
Edith Renfro	Prairie View A&M TX	58.74
Annette Holling	Whitworth WA	62.64
Corinne Behrend	Western State CO	63.44
Mary Kusler	Puget Sound WA	63.54
Kristi Dunn	Western Washington	63.54
Tracy Ivy	Pittsburg KS	64.16
Kim Petway	Azusa Pacific CA	64.65
Tracy Long	Anderson IN	64.86
Sandra Buckhalter	Arkansas-Pine Bluff	65.10
Sylvia Walker	Arkansas-Pine Bluff	65.31
Megan Fuller	Westmont CA	65.34
Marie Palinkas	Hillsdale MI	65.54
Jean Kolarik	Emporia State KS	65.64
Michelle Hollar	Taylor IN	65.94

3000 METER (10:53.14) NAIA RECORD - 9:34.69

Leah Peics	Simon Fraser BC	09:38.54
Erin Gillespie	Hillsdale MI	09:54.78
Genevieve Pfueller	Western Washington	09:56.34
Gina VanLaar	Hillsdale MI	09:57.14
Melanie Venakamp	Pacific Lutheran WA	09:58.34
Valerie Hilden	Pacific Lutheran WA	09:59.14
Michelle Marter	Wisconsin-Parkside	10:05.64
Marguerite Skello	Malone OH	10:08.14
Karla Christenson	Midland Lutheran NE	10:12.04
Louise Embacher	Simon Fraser BC	10:12.54
Kathy Nichols	Pacific Lutheran WA	10:14.14
Kim Jarvis	North Florida	10:14.24
Tracy Nelson	Winona State MN	10:18.64
Trudy Searcy	Emporia State KS	10:24.64
Jenny Wilson	Hillsdale MI	10:25.24

MARATHON (3/30.00) NAIA RECORD - 2/51:05.00

Jodi Williamson	Taylor IN	3/01:00
Virginia Falkowaski	Southern Oregon State	3/01:05
Tracy Neison	Winona State MN	3/07:15
Elaine Delsman	Southern Oregon State	3/07:17
Amy Potter	Emporia State KS	3/07:46
Lyn McDonald	North Florida	3/09:17
Trudy Searcy	Emporia State KS	3/11:18
Marguerite Skello	Malone OH	3/14:05
Wendy Hagmann	North Florida	3/17:29
Megan Fuller	Westmont CA	3/21:09
Becky Kreps	Manchester IN	3/21:50
Frankie Chaplin	High Point NC	3/29:06
Devonna Buesing	Concordia NE	3/30:00
Kathy Stirling	Biola CA	3/31:00
Amy Baker	Doane NE	3/37:00

100 METER HURDLES (:14.74) NAIA RECORD - :13.71

Kimolyn Vanzant	Prairie View A&M TX	13.94
Lavonda Lockett	Prairie View A&M TX	13.94
Melody Robinson	Midland Lutheran NE	14.08
Edith Renfro	Prairie View A&M TX	14.14
Denise Williams	Wayland Baptist TX	14.14
Paulette Hansell	Southern-New Orleans LA	14.22
Dorothy Young	Missouri Baptist	14.25
Kelley Smoote'	Western State CO	14.33
Teri Van Wechel	Northwestern IA	14.34
Sonia Harris	Arkansas-Pine Bluff	14.52
Michelle Hollar	Taylor IN	14.70
Patricia Wise	Arkansas-Pine Bluff	14.71
Clarissia Keeling	Emporia State KS	14.74
Jennifer Farough	Hillsdale MI	14.75
Sandra Buckhalter	Arkansas-Pine Bluff	14.90

400 METER RELAY (:48.74) NAIA RECORD - :45.06

Prairie View A&M TX	45.54
Wayland Baptist TX	46.35
Lubbock Christian TX	47.24
Arkansas-Pine Bluff	48.14
Midland Lutheran NE	48.34
Northwood MI	48.34
Southern-New Orleans LA	48.39
Langston OK	48.54
Simon Fraser BC	48.54
Azusa Pacific CA	48.66
Missouri Baptist	48.80
Malone OH	49.34
Pittsburg State KS	49.64
Wisconsin-Parkside	49.64
Central Washington	49.74

Women's Division - Continued

1600 METER RELAY (3:54.64) NAIA RECORD - 3:37.67

Prairie View A&M TX	3:33.14
Wayland Baptist TX	3:45.63
Northwood MI	3:51.34
Northwestern IA	3:52.33
Simon Fraser BC	3:54.14
Arkansas-Pine Bluff	3:54.74
Azusa Pacific CA	3:54.88
Kearney State NE	3:57.74
Southern-New Orleans LA	3:57.80
Malone OH	3:57.88
Western Washington	3:58.14
Lewis and Clark OR	3:59.04
Doane NE	3:59.15
Lubbock Christian TX	4:00.89
Missouri Baptist	4:01.09

LONG JUMP (18-06) NAIA RECORD - 21-01 1/4

Michelle Neal	Prairie View A&M TX	20-11 1/2
Denise Williams	Wayland Baptist TX	20-03 3/4
Kimolyn Vanzant	Prairie View A&M TX	19-09
Carol Bailey	Concordia NE	19-06 3/4
Comfort Igeh	Wayland Baptist TX	19-05
Sonia Harris	Arkansas-Pine Bluff	19-04 1/4
Patti Harris	Prairie View A&M TX	19-03
Lana Jolly	Simon Fraser BC	19-03
Melody Robinson	Midland Lutheran NE	19-02 1/2
Penny Griffin	Wayland Baptist TX	18-10 1/4
Jenifer Turner	Kennesaw GA	18-07 1/2
Jenifer Durbin	Chadron State NE	18-07
Linda Schnitzler	Wayne State NE	18-06
Paulette Hansell	Southern-New Orleans LA	18-04
Kristie Ryland	Kearney State NE	18-02 1/2

SPRINT MEDLEY RELAY (1:48.04) NAIA RECORD - 1:39.32

Prairie View A&M TX	1:40.74
Arkansas-Pine Bluff	1:43.24
Wayland Baptist TX	1:46.20
Doane NE	1:48.13
Wisconsin-Parkside	1:49.14
Northwestern IA	1:50.04
Emporia State KS	1:50.54
Pittsburg State KS	1:51.14
Lubbock Christian TX	1:52.04
Wayne State NE	1:52.04
Midland Lutheran NE	1:52.99
Mary ND	1:55.00
Dordt IA	1:55.54
Jamestown ND	1:59.34
Fresno Pacific CA	2:03.94

TRIPLE JUMP (36-06) NAIA RECORD - 39-06 3/4

Michelle Neal	Prairie View A&M TX	42-00
Denise Williams	Wayland Baptist TX	40-01
Kimolyn Vanzant	Prairie View A&M TX	39-07
Melody Robinson	Midland Lutheran NE	39-05 1/2
Jenifer Turner	Kennesaw GA	39-00
Patti Harris	Prairie View A&M TX	38-10
Denise Race	McPherson KS	37-08
D'Andrea Gadberry	Tarleton State TX	37-02
Lara Wright	Willamette OR	36-11 1/2
Penny Griffin	Wayland Baptist TX	36-11
Linda Brozek	Western State CO	36-10 1/2
Shelly Borovich	Western Washington	36-06
Kristi Eitzmann	Kearney State NE	36-03
Michelle Payne	Emporia State KS	36-01
Shelly Woodside	Linfield OR	35-11 1/2

HEPTATHLON (4600) NAIA RECORD - 4870

Edith Renfro	Prairie View A&M TX	4869
Sharon Jenson	Western Oregon	4782
Michelle Parrish	Simon Fraser BC	4670
Leslie Ryman	Walsh OH	4516
Jill Mosley	Doane NE	4476
Julie Haynes	Oklahoma Christian	4414
Jenifer Durbin	Chadron State NE	4407
Deb Moore	Fort Hays State KS	4348
Kari Jacobson	Whitworth WA	4253
Stephanie Tiner	Oklahoma Baptist	4243
Kelly Cox	Missouri Baptist	4232
Jean Kolarik	Emporia State KS	4223
Mary Kusler	Puget Sound WA	4203
Connie Navarro	Point Loma Nazarene CA	4199
Amber Tilley	Central State OK	4181
Gwen Keiser	Whitworth WA	4161

HIGH JUMP (5-06) NAIA RECORD - 5-10 1/2

Julane Thayer	Northwood MI	5-09 1/2
Michelle Payne	Emporia State KS	5-08
Trish Bohr	Emporia State KS	5-08
Jamie Robinson	Point Loma Nazarene CA	5-08
Michelle Tuggle	Wayland Baptist TX	5-08
Angela Allen	Arkansas-Pine Bluff	5-07
Beverly Mayer	Bethel KS	5-07
Jill Mosley	Doane NE	5-07
Denise Race	McPherson KS	5-07
Denise Bruce	Pacific Lutheran WA	5-06 1/4
Kelly Cox	Missouri Baptist	5-06 1/2
Edith Renfro	Prairie View A&M TX	5-06 1/2
6 others tied at		5-06

Women's Division - Continued

NOTICE TO COACHES

SHOT PUT (43-03) NAIA RECORD - 50-04

Connie Hugen	Doane NE	51-02
Beth Stuart	Kearney State NE	49-07 1/2
Sharon Harrison	Prairie View A&M TX	48-03
Tina Reichert	Kearney State NE	46-06
Mia Bond	Prairie View A&M TX	45-11 1/2
Lorette Goodwin	Wayland Baptist TX	45-09 1/4
Karen Brookens	Concordia NE	45-08 1/2
Rachel Sudul	Fresno Pacific CA	45-06
Yvonne Laderach	Hillsdale MI	45-05 1/2
Joey Classen	Azusa Pacific CA	44-04
Paige Daugherty	Lewis and Clark OR	43-08 1/2
Liz Mulvihill	Bemidji State MN	43-03 3/4
JoAnn Williams	Eastern Oregon	41-08
Bonnie Welty	Bethel KS	41-07
Jackie Menders	Manchester IN	41-06
Rachel Hamilton	Winona State MN	41-06

1. Remember to report your district Coach of the Year for Men and Women.
2. Bring proof of performance for those athletes entered.
3. Confirmation meeting will take place from 1:30 pm to 3:30 pm (CDT) on Wednesday, May 20, 1987 at W.O. Young Student Center on the campus of Arkansas Tech. All entries not confirmed by 3:30 pm will be scratched. If you confirm through another coach or by phone (501-958-0345) you do so at your own risk. Be there.
4. The clinics will be held Friday, May 22, at W.O. Young Student Center. We have two outstanding coaches:
 1 pm - John Knight, Concordia NE, will speak on multi events
 2 pm - Fred Birle, Doane NE, will discuss the 800 meters

DISCUS (138-00) NAIA RECORD - 161-02

Beth Stuart	Kearney State NE	173-04
Tina Reichert	Kearney State NE	153-02
Connie Hugen	Doane NE	151-05
Nancy Taiiaferro	Bethany KS	144-04
Cathy Belchen	Simon Fraser BC	143-05
Lema LaPoinie	Mary ND	141-01
Sharon Harrison	Prairie View A&M TX	139-11
Joey Classen	Azusa Pacific CA	138-00
Tammy Williamson	Azusa Pacific CA	137-11
Rachel Hamilton	Winona State MN	135-02 1/2
Jeanette Stigge	Bethany KS	135-00
Amy O'Herin	Puget Sound WA	133-11
Cheryl Shaw	Midland Lutheran NE	133-10
Debbie Settell	Southern Oregon State	132-11 1/2
Yvonne Laderach	Hillsdale MI	132-03

JAVELIN (138-09) NAIA RECORD - 168-02

Eileen Volpath	Simon Fraser BC	164-01
Barb Lashinski	Whitworth WA	160-00
Shannon Gates	Southern Oregon State	149-07
Patricia Perry	Puget Sound WA	149-02
Leslie Johnson	Lewis and Clark OR	144-03
Kris Ettner	Southern Oregon State	143-02
Liz Mulvihill	Bemidji State MN	142-10
Denise Fox	George Fox OR	142-07
Lema LaPoinie	Mary ND	141-08
Kim Halter	Linfield OR	141-06
Maureen Christman	Western Washington	140-10
Shelly Borovich	Western Washington	138-03
Heidi Buckmaster	Willamette OR	137-09
Gwen Keiser	Whitworth WA	135-00
Peggy Witt	Malone OH	134-06

Event: Shot Put

1	Yvette Brown	UO	45'3"
2	Sarah Bryant	OSU	43'1"
3	Maira Doyle	UO	42'6"
4	Connie Shepherd	UO	41'10"
5	Paige Daugherty	L&C	41'6"
6	Joi Tipton	LCC	41'2"
7	Grace Golden	UO	40'1"
8	Kristi Wreath	OSU	39'7"
9	Diana McDonald	WU	38'
10	Gail Stenzel	PLU	37'7"
11	Carrie Novikoff	CCC	37'7"
12	Robyn Mann	L&C	37'5"
13	Sherri Cook	UNAT	36'9"
14	Beth Nygren	OSU	36'9"
15	Susan Greenwood	LIN	34'6"
16	Camille Jampolsky	UO	34'3"
17	Michelle Tomlinson	WOSC	34'4"
18	P J Jarvis		33'8"
19	Charlayne Streeter	NIC	33'3"
20	Lynette Coy	MT.HOOD	33'3"
21	Mya Archambault	PLU	32'5"
22	Kristine Kerwood	LCC	32'
23	Rene Nylander	Mt.Hood	31'11"
24	Denise McCoy	UNAT	31'9"
25	Cathy Bihler	UP	31'9"
26	Julie Huben	LCC	30'8"
27	Sue Doyle	UP	31'5"
28	Eric O'Donohoe		29'7"

Event: 100m Heat 1

1	Stefanie Hunter	UO	NT
2	Camille Jampolsky	UO	12.3
3	Karen Church	UO	12.5
4	Lisa Byhre	OSU	NT
5	Julie Staples	LCC	13.0
6	Marta Shields	GFC	13.4
7	Jill Schultz	SWOCC	
8	Kim McLean	PLU	NT

Heat 2

1	Laurie Williams	Unat	12.5
2	Kelley Rogers	OSU	12.8
3	Karen Case	MT.HOOD	13.0
4	Karissa Pedersen	OSU	13.1
5	Shelli Smith	LCC	13.3
6	Kathy Kubik	Lin	13.5
7	Shawn Bishop-Walker	OSU	13.6

Heat 3

1	Nicole Perry	L&C	12.5
2	Kari Larsen	L&C	12.8
3	Lisa Harrison	Unat	13.1
4	Angela Griffith	Unat	13.1
5	Kristin Miller	PLU	13.3
6	Diana Taverner	PLU	13.9
7	Gail Stenzel	PLU	14.0

Event: 400 m

Heat 1

1.	Leisa Puckett	UNAT	1:00.6
2	Carol Pisaneschi	OSU	1:01.3
3	Heidi Gebhard	PLU	1:02.6
4	Javian Jones	LIN	1:03.3
5	Laura Behr	PLU	1:08.2

Heat 2

1.	Linda Brown	WU	1:03.6
2	Stacey Lee	LIN	1:05.6
3	Sonda Strong	UNAT	1:05.9
4	Staci Bronson	MT.HOOD	1:06

Event: LongJump

1	Janeli Thorsland	UO	17'10 $\frac{1}{2}$ "
2	Susan Doyle	UP	17'5"
3	Marion Zerull	UO	17'5"
4	Kim Fenton	OSU	17'3 $\frac{3}{4}$ "
5	Leisa Puckett	UNAT	17'3"
6	Karen Case	MT HOOD	17'2 3/4"
7	Jenni Grasley	UO	17'1 $\frac{1}{4}$ "
8	Kim McLane	PLU	16'9"
9	Jill Schultz	SWOCC	16'6"
10	Cathy Buhler	UP	15'9"
11	Phillis McKinney	UO	15'8 $\frac{1}{2}$ "
12	Marie Morkued	OSU	15'4"
13	Lisa Lind	LIN	15'1 $\frac{1}{4}$ "
14	Kim Fenton	OSU	14'5 $\frac{1}{2}$ "
15	Sharon Rittenhouse	CHEM	14'5"
16	Karen Wilcox	WU	13'7 $\frac{1}{2}$ "

3-7-87

LINFIELD ICEBREAKER AT MT HOOD C C

Women's Results

Event: 10,000 m

1	Karen Rayle	UO	36:11.8
2	Kathy Nichols	PLU	37:11.2
3	Teresa Beeman	LIN	41:03
4	Michelle Vigna	PLU	42:56.4
5	Ellen Hodson	UNAT	46:09

Event: 400 m Relay Heat 1

1	Otterstedt, Galbert, O'Brien, Hunter	UO	47.5
2	Stark, Rogers, Byhre, Strong	OSU	50.0
3	Case, Williams, Strong, Griffith	UNAT	50.2
4	Miller, McClean, McBride, Munger	PLU A	52.3
5	Lindsey, Schiel, Smith, McVey	UNAT	53.1

Heat 2

1	Lang, Courtney, Harrison, Staple	UNAT	50.1
2	Ardinger, Bolger, Larsen, Perry	L&C	51.1
3	Wright, Henderson Eastland, Wegener	WOSC	51.9
4	Tepper, Krug, Kubik, Jones	LIN	53.9
5	Berg, Gebhard, Stenzel, Tavener	PLU B	55.1

Javelin

1	Susie Ray	World Class AC	161'9½"
2	Connie Peterka	OSU	156'3"
3	Jill Smith	UO	147'8"
4	Monica Beemer	UO	147'5"
5	Denise Fox	GFC	141'7"
6	Julie Waage	OSU	141'5½"
7	Kim Halter	LIN	132'7½"
8	Heide Buckmaster	WU	132'
9	Betsy Riggs	UNAT	130'½"
10	Faye Moniz	LCC	127'4½"
11	Leslie Johnson	L&C	116'4"
12	Kathy Gran	UO	115'8"
13	Erica Anderson	PLU	112'9½"
14	Kim Ballensky	NIC	111'9½"
15	Camille Jampolsky	UO	109'5½"
16	Kellié Osborn	WOSC	108'3"
17	Darci Fraser	NIC	107'11"
18	Janette Henry	SWOCC	107'8½"
19	Sarah Johnson	UNAT	105'2½"
20	Nadine Frischman	SWOCC	104'10"
21	Lynette Coy	MTHOOD CC	100'10½"
22	Conna Coste	LIN	100'½"
23	Carol Lauman	WU	65'11"

Event: 1,500 m

Heat 1

1	Debbie Myra	PSU	4:26.3
2	Penny Graves	UO	4:27
3	Liz Wilson	UO	4:34
4	Valerie Hilden	PLU	4:36.8
5	Melanie Verekamp	PLU	4:47.5
6	Julie Dimick	WOSC	4:51.5
7	Brenda Thwaite	WOSC	4:52.4

8
9
10

Heat 2

1	Angela Thatcher	LIN	5:03.2
2	Shelli Gray	LCC	5:06.1
3	Katie Barnes	PLU	5:08.3
4	Alison Ernst	OSU	5:09.7
5	Mary Gesnier	LCC	5:16.3
6	Traci Bullis	WOSC	5:22.6
7	Michelle Turner	LCC	5:25

Event: 100m High Hurdles Heat 1

1	Jenna Stark	OSU	14.3
2	Katie O'Brien	UO	14.3
3	Janell Thorsland	UO	14.8
4	Shawn Bishop-Walker	OSU	15.4
5	Jenni Grasley	UO	15.7
6	Sharon Jensen	WOSC	15.8
7	Karissa Pedersen	OSU	NT

Heat 2

1	Cullin McBride	PLU	17.6
2	Jackie Lindsay	LCC	17.7
3	Lara Wright	WU	17.9
4	Kris Miller	PLU	18.2
5	Jackie Harper	CCC	18.3
6	Syble McVey	LCC	18.4
7	Bethe Krug	LIN	19.7

Heat 3

1	Cheryl Wardell	PSU	17.4
2	Liz Ardinger	L&C	18.2
3	Sharon Rittenhouse	CHEM	18.9
4	Regina Neitch	MT.HOOD	19.0
5	Jennifer Kerns	L&C	20.3

Event: High Jump

1	Sue Doyle	UP	5'4"
2	Kim Fenton	OSU	5'4"
3	Teresa Windedahl	NIC	5'2"
4	Amy Bolger	L&C	5'2"
5	Marie Morkved	OSU	5'2"
6	Karma Groth	OSU	5'0"
7	Sue Woolsey	GFC	5'0"
8	Diana Plágge	WOSC	5'0"
9	Lisa Lind	LIN	5'0"
10	Kim Ballensky	NIC	4'10"
11	Stacy Lee	LIN	4'10"
12	Kim Berg	PLU	4'10"
13	Leslie Johnson	L&C	4'8"
14	Linda Whittic	UP	4'8"
15	Cathy Buhler	UP	4'8"

Event: 800 m Heat 1

1	Francie Faure	UO	2:11.4
2	Stephanie Morris	UO	2:12.4
3	Laura Johnson	PRC	2:13.8
4	Valerie Hilden	PLU	2:17.4
5	Debra Myra	PSU	2:18.7
6	Sharon Jensen	WOSC	2:19.5
7	Shannon Ryan	PLU	2:24.2
8	Jeannine Lama	L&C	2:24.3
9	Meg Finaly	L&C	2:25

Heat 2

1	Minta Misley	PLU	2:21.4
2	Karen Stone	MRCC	2:22.4
3	Megan Reynolds		2:25
4	Becky Wilkins	PLU	2:30.1
5	Melanie Leckenby	LIN	2:31.3
6	Shawna Scott	NIC	2:31.7
7	Jo Stidham	NIC	2:33.6
8	Michelle Turner	LCC	2:34.5
9	Merry Gesner	UNAT	2:37.9

Heat 3

1	Julie Dimick	WOSC	2:25.9
2	Julie Blum	WU	2:28.5
3	Melanie Springer	GFC	2:29.4
4	Wendy Boren	WU	2:32.1
5	Dena Raddle	CCC	2:39.5
6	Lynnea Hibbs	UNAT	2:44.5

Event: Discus

1	Sandy Whitlock	UO	155'4"
2	Yvette Brown	UO	146'9"
3	Kristi Wreath	OSU	140'9"
4	Beth Nygren	OSU	137'11"
5	Paula Wittenberg	UNAT	132'2"
6	Grace Golden	UO	131'8"
7	Maira Doyle	UO	129'3"
8	Angela Arms	LCC	121'8"
9	Faye Moniz	LCC	118'8"
10	Paige Daugherty	L&C	116'10"
11	Rachel Thornton	NIC	115'2"
12	Diana McDonald	WU	114'3"
13	Sarah Bryant	OSU	114'
14	Heidi Olson	UNAT	112'11"
15	Rene Nylander	MHCC	112'2"
16	Joyce Watson	CHEM	106'4"
17	Joi Tipton	LCC	105'11"
18	Angela Brady	NIC	105'5"
19	Michelle Tomlinson	WOSC	100'8"
20	Robyn Mann	L&C	100'7"
21	Julie Huber	LCC	97'4"
22	Eunice Coy	UNAT	95'10"
23	Kip Rayson	NIC	95'4"
24	Kathy Black	MHCC	87'1"
25	Lynette Coy	MHCC	82'2"

Event: 400 m Hurdles Heat 1

1	Sharon Otterstedt	UO	1:03.7
2	Christine Schiel	UNAT	1:06.3
3	Julie White	UO	1:07.1
4	Cheryl Wardell	PSU	1:07.7
5	Kathy Boyea	UO	1:07.9
6	Cullin McBride	PLU	1:11.5
7	Jackie Harper	CCC	1:15.9

Event: 200 m Cont'd Heat 3

1	Marta Shields	GFC	26.3
2	Mari Larsen	L&C	26.6
3	Shawn Bishop-Walker	OSU	27.3
4	Elaine Haworth	GFC	27.6
5	Staci Bronson	MHCC	29.0
6	Leslie Johnson	L&C	29.5

Event: 200 m Heat 1

1	Suzy Setterholm	UO	25.1
2	Sharon Wilson	PLU	25.5
3	Cathy Strong	OSU	25.9
4	Sonda Strong	UNAT	26.7
5	Sharon Wilson	PLU	27.
6	CATHY BUHLER	UP	27.5
7	Shannon Munger	PLU	27.6
Heat 2			
1	Nicole Perry	L&C	25.9
2	Sharon Wegener	WOSC	26.1
3	LAURIE WILLIAMS	UNAT	26.3
4	LEISA PUCKETT	UNAT	26.5
5	Jill Schultz	SWOCC	27.1
6	Karen Case	MHCC	27.2
7	Mary Tepper	LIN	28.2

Event: Triple Jump

1	Lara Wright	WU	36'11 1/2"
2	Marion Zerull	UO	36'5 1/2"
3	Janell Thorstland	UO	36' 3/4"
4	Kelley Rogers	OSU	33'3"
5	Sherril Howard	OSU	33'
6	Regina Neitch	MHCC	32'8 1/2"
7	Tina Reid	NIC	31'7"
8	Amy Bolger	L&C	31'3"
9	Dawn Parks	UNAT	31'1 1/4"
10	Krys Duncan	L&C	30'8"

Event: 3,000 m

1	Stephanie Wessell	UO	10:00.9
2	Melanie Venekamp	PLU	10:20.7
3	Kathryn O'Leary	WOSC	10:29.2
4	Audrey Caren	NIC	10:31.4
5	Kara Crisifulli	PRC	10:33.0
6	Sandra Fox	NIC	10:44.3
7	Anne Howard	UP	10:45.6
8	Sandy Loop	WOSC	10:47.1
9	Julie Clifton	PLU	10:49.3
10	Angela Thatcher	LIN	10:51.6
11	Tracy Thorne	UP	10:53.4
12	Julie Siler	PSU	10:54.0
13	Malanie Leckenby	LIN	11:00.4
14	Mary Lewis	PLU	11:03.5
15	LeeAnn McNeiney	PSU	11:04.0
16	Kristin Peterson	WU	11:05.5
17	Erin Wickham	PLU	11:10.8
18	Debra Dick	WOSC	11:12.2
19	Jeanne Barnett	CCC	11:18.3
20	Susan Christman	PLU	11:19.5
21	Nadien Price	LIN	11:19.6
22	Traci Martin	MHCC	11:24.4
23	Nicole Lightcap	LCC	11:28.4
24	Debbie Tygart	PLU	11:29.5
25	Michelle Lang	GFC	11:32.8
26	Holly Jenney	PLU	11:42.9
27	Marie Watt	WU	11:45.7
28	Dianne Petersen	GFC	11:46.8
29	Michelle Amodeo	MHCC	12:07.1
30	Jennifer Wheeler	MHCC	12:12.8
31	Molly McArton	UNAT	12:14.7
32	Kelly Bieber	CCC	13:15.3

Event: Mile Relay

1	Setterholm, Otterstedt, White, Church	UO	3.55.7
2	Munger, Wilson, Gebbard, Misley	PLU	4.10.7
3	Pedersen, Byhre, Pisaneschi, Maukred		4.11
4	Walker, Fenton, Strong, Groth	OSU	4.15.3
5	McBride, Ryan, Barnes, Wilkins	PLU	4.21.1
6	Miller, McLean, Tavner, Behr	PLU	4.26.3

Heat 2

1	Jensen, Twaite, Wegenor, Wright	WOSC	4.07.6
2	Tepper, Jones, Lind, Lee	LIN	4.15.9
3	Puckett, Williams, Strong, Stone	UNAT	4.17.3
4	Brown, Boren, Cammack, Wright	WU	4.18.6
5	Springer, Shields, Lang, Petersen	GFC	4.27.7

1987

NAIA

36TH ANNUAL MEN'S

7TH ANNUAL WOMEN'S

OUTDOOR NATIONAL TRACK CHAMPIONSHIPS

MAY 21, 22, 23

RUSSELLVILLE, ARKANSAS

1987 NAIA NATIONAL OUTDOOR TRACK AND FIELD CHAMPIONSHIPS SCHOOL ENTRIES

<u>STATE</u>	<u>SCHOOL</u>	<u>WOMEN</u>	<u>MEN</u>	<u>TOTAL ENTRIES</u>
<u>ARKANSAS</u>				
	ARKANSAS-MONTICELLO	1	7	8
	ARKANSAS TECH	0	5	6
	HARDING UNIV.	2	6	8
	HENDERSON STATE	0	4	4
	OUACHITA BAPTIST	0	8	8
	SOUTHERN ARKANSAS	0	5	5
	ARKANSAS-PINE BLUFF	6	0	6
	CENTRAL ARKANSAS	1	13	14
		<hr/>	<hr/>	<hr/>
		10	48	58
 <u>CALIFORNIA</u>				
	AZUSA PACIFIC	3	16	19
	BIOLA	1	5	6
	CALIFORNIA LUTHERAN	0	9	9
	FRESNO PACIFIC	1	0	1
	PACIFIC LUTHERAN	8	3	11
	POINT LOMA	1	4	5
	WESTMONT	2	1	3
		<hr/>	<hr/>	<hr/>
		16	38	54
 <u>CANADA</u>				
	SIMON FRASER	5	6	11
		<hr/>	<hr/>	<hr/>
		5	6	11
 <u>COLORADO</u>				
	ADAMS STATE	3	14	17
	SOUTHERN COLORADO	1	6	7
	WESTERN STATE	10	9	19
		<hr/>	<hr/>	<hr/>
		14	29	43
 <u>FLORIDA</u>				
	EDWARD WATERS	0	7	7
	FLAGLER	1	0	1
	FLORIDA MEMORIAL	0	4	4
	NORTH FLORIDA	4	3	7
	WEST FLORIDA	0	1	1
		<hr/>	<hr/>	<hr/>
		5	15	20
 <u>GEORGIA</u>				
	BERRY	0	4	4
	KENNESAW	1	1	2
		<hr/>	<hr/>	<hr/>
		1	5	6
 <u>IOWA</u>				
	GRACELAND	0	3	3
	NORTHWESTERN	5	5	10
	WESTMAR	0	2	2
		<hr/>	<hr/>	<hr/>
		5	10	15

	<u>WOMEN</u>	<u>MEN</u>	<u>TOTAL ENTRIES</u>
<u>IDAHO</u>			
NORTHWEST NAZERENE	0	1	1
	0	1	1
<u>ILLINOIS</u>			
CHICAGO STATE	1	5	6
	1	5	6
<u>INDIANA</u>			
ANDERSON	1	6	7
GOSHEN	2	1	3
HUNTINGTON	0	2	2
MANCHESTER	2	0	2
MARION	0	2	2
TAYLOR	4	4	8
	9	15	24
<u>KANSAS</u>			
BETHANY	3	1	4
BETHEL	1	0	1
EMPORIA STATE	7	9	16
FT. HAYS STATE	2	5	7
KANSAS WESLEYAN	1	1	2
McPHEARSON	2	1	3
MID-AMERICAN NAZERENE	1	2	3
OTTOWA	1	1	2
PITTSBURG STATE	4	13	17
SOUTHWESTERN	1	8	9
	23	41	64
<u>LOUISIANA</u>			
SOUTHERN-NEW ORLEANS	3	3	6
	3	3	6
<u>MICHIGAN</u>			
AQINAS	0	2	2
HILLSDALE	6	7	13
NORTHWOOD	2	1	3
SAGNINAW VALLEY	5	4	9
SIENA HEIGHTS	1	0	1
SPRING ARBOR	1	4	5
	15	18	33
<u>MINNESOTA</u>			
BEMIDJI STATE	6	0	6
MINNESOTA-MORRIS	0	2	2
MOORHEAD STATE	4	4	8
WINONO STATE	2	2	4
	12	8	20

	<u>WOMEN</u>	<u>MEN</u>	<u>TOTAL ENTRIES</u>
<u>MISSOURI</u>			
HARRIS-STOWE	1	0	1
MISSOURI VALLEY	3	6	9
MISSOURI BAPTIST	6	8	14
PARK	6	4	10
SCHOOL OF OZARKS	2	1	3
SOUTHWEST BAPTIST	1	2	3
TARKIO	0	4	4
	19	25	44
<u>NORTH CAROLINA</u>			
GARDNER-WEBB	0	1	1
HIGH POINT	0	2	2
	0	3	3
<u>NORTH DAKOTA</u>			
DICKINSON STATE	0	4	4
JAMESTOWN	2	1	3
MARY	2	0	2
MINOT STATE	4	2	6
VALLEY CITY STATE	0	3	3
	8	10	18
<u>NEBRASKA</u>			
CHADRON STATE	2	3	5
CONCORDIA	3	5	8
DOANE	7	4	11
HASTING	0	7	7
KEARNER STATE	9	5	14
MIDLAND LUTHERAN	7	3	10
WAYNE STATE	1	2	3
	29	29	58
<u>NEW YORK</u>			
KING'S COLLEGE	0	1	1
	0	1	1
<u>OHIO</u>			
CEDARVILLE	4	4	8
FINDLAY	1	0	1
MALONE	6	4	10
RIO GRANDE	0	1	1
WALSH	2	4	6
	13	13	26
<u>OKLAHOMA</u>			
CENTRAL STATE	1	10	11
LANGSTON	0	1	1
NORTHEASTERN STATE	0	1	1
NORTHWESTERN STATE	0	3	3
OKLAHOMA BAPTIST	1	2	3
OKLAHOMA CHRISTIAN	2	4	6
	4	21	25

	<u>WOMEN</u>	<u>MEN</u>	<u>TOTAL ENTRIES</u>
<u>OREGON</u>			
EASTERN OREGON	1	3	4
GEORGE FOX	1	1	2
SOUTHERN OREGON	3	3	6
WILLAMETTE	0	1	1
	5	8	13
<u>SOUTH DAKOTA</u>			
DAKOTA WESLEYLAN	1	0	1
NORTHERN STATE	3	5	8
SOUTH DAKOTA STATE	1	0	1
	5	5	10
<u>TENNESEE</u>			
BELLMONT	0	1	1
CARSON-NEWMAN	4	6	10
DAVID LIPSCOMB	0	3	3
	4	10	14
<u>TEXAS</u>			
AUSTIN COLLEGE	0	6	6
LUBBOCK CHRISTIAN	1	6	7
PAUL QUINN	2	2	4
PRAIRIE VIEW A&M	13	13	26
SUL ROS	0	1	1
TARLETON STATE	2	6	8
WAYLAND BAPTIST	17	16	33
	35	50	85
<u>WASHINGTON</u>			
CENTRAL WASHINTGON	3	6	9
PUGET SOUND	3	1	4
WESTERN WASHINGTON	8	6	14
WITWORTH	4	4	8
	18	17	35
<u>WISCONSIN</u>			
WISCONSIN-MILWAUKEE	8	3	11
WISCONSIN-PARKSIDE	8	5	13
WISCONSIN-RIVER FALLS	0	1	1
WISCONSIN-SUPERIOR	0	1	1
	16	10	26
<u>WEST VIRGINIA</u>			
GLENVILLE STATE	0	1	1
	0	1	1
<hr/>			
TOTALS	275	445	720

1987 NAIA NATIONAL TRACK MEET

WOMEN

HEPTATHLON - Edith Renfro, Prairie View A&M, 5162 points
(Old: 4981 points, Jennifer Schwartz, Azusa Pacific, 1984)

WOMEN

JAVELIN - Barb Lashinski, Whitworth, Wash., 169-07.0
(Old: 168-2, Carol Wester, Pacific Lutheran, Wash., 1986)

WOMEN

TRIPLE JUMP - Michelle Neal, Prairie View A&M, 41-03.0
(Old: 39-06 3/4, Denise Williams, Wayland Baptist, Tex., 1986)

WOMEN

DISCUS - Beth Stuart, Kearney State, Neb., 166-06.75
(Old: 161-2, Beth Stuart, Kearney State, 1986)

MEN'S 10,000 WALK - Mike Stauch, Wisconsin-Parkside, 43:22.1
(Old: 43:31.23, Ray Sharp, Wisconsin-Parkside, 1981)

WOMEN 1500 - Leah Pells, Simon Fraser, Canada, 4:18.14
(Old: 4:23.50, Teresa Lloyd, Jamestown, N.D., 1986)

MEN 1500 - Maurice Smith, Adams State, Colo., 3:43.70
(Old: 3:44.88, Mike Boit, Eastern New Mexico, 1976)

WOMEN

400 HURDLES - Lavonda Lockett, Prairie View A&M, 57.39
(Old: 57.99, Lavonda Lockett, Prairie View A&M, 1986)

MOST OUTSTANDING PERFORMERS FOR 1987 NATIONAL OUTDOOR MEET

WOMEN: Edith Renfro, Prairie View A&M, Texas

Winner of heptathlon with record 5,162 points.

Also set new records in heptathlon division for 200 meters, 25.19
and 800 meters with 2:14.85

MEN: Alrick Munroe, Wayland Baptist, Texas

Winner of long jump, 26-0 3/4

Winner of 100 meters, 10.58

Winner of 200 meters, 21.02

MEN'S ACADEMIC ALL-AMERICAN TRACK AND FIELD TEAM FOR 1987

Paul Judd, Aquinas, Mich., Walk	3.050 - Economics/Business
Jeff Heiser, Walsh, Ohio., 5000 Meters	3.190 - Biology/Phy Educ
Leon Jensen, Midland Lutheran, Neb., 10,000 Meters	3.180 - Business
Denis Kiely, Point Loma, Calif., 10,000 Meters	3.153 - History/Pol Science
Jay Jones, Pembroke, N.C., 10,000 Meters	3.411 - Math Education
David McKay, Malone, Ohio, 10,000 Meters	3.990 - Chemistry
Jeffrey Manley, Valley City, N.D., 5000 Meters	3.260 - Business Education
Randy Jacobs, Willamette, Ore., Walk	3.850 - Psychology/English
John Oswald, Cedarville, Ohio, 10,000 Meters	3.643 - Business
Dennis Smithisler, Southwestern, Kan., Steeple	3.883 - Eng Speech/Drama
Elliott Rodda, Southwestern, Kan., 5000 Meters	3.227 - Biology/English
Fionan Cronin, North Florida, 5000 Meters	3.600 - Business
Stuart Boyle, North Florida, 10,000 Meters	3.380 - Business
Michael Howell, Francis Marion, S.C., 10,000 Meters	3.444 - Physics/Math
Michael Des Rosiers, Hillsdale, Mich., Marathon	3.800 - Physics
Paul Aufdemberge, Hillsdale, Mich., 5000/10,000 Meters	3.500 - English
Tony Engelhardt, Western Washington, Walk	3.360 - Industrial Design
Steve Roch, Western State, Colo., 10,000 Meters	3.272 - Math
Veil Reilly, Aquinas, Mich., 35-pound throw	3.140 - Business
Jon Torrence, Central Washington, Discus/Hammer	3.283 - Physical Education
Randy Campbell, Arkansas Tech, Shot	3.830 - Psychology
Daniel Dickey, Southwestern, Kan., Hammer	3.198 - Biology/Chemistry
John Chandler, Hillsdale, Mich., Hammer	3.300 - Biology
Peter Dzwilewski, Hillsdale, Mich., Javelin	3.100 - Business
Tim Jacobson, Whitworth, Wash., Discus	3.200 - Comm/Public Relations
Arnie Tyler, Whitworth, Wash., Hammer	3.510 - Physics/Math
Robert Harris, Adams State, Colo., Javelin	3.280 - Business Adm
Thomas Johnson, Adams State, Colo., Discus	3.170 - Physical Education
Chris Grantham, Austin College, Tex., Javelin	3.190 - Biology
Paul Sampers, Jamestown, N.D., 800 Meters	3.510 - Physical Education
Keith Pobanz, Kearney State, Neb., Steeple	3.564 - Business
James Mattson, Westmont, Calif., 1500/800 Meters	3.366 - Math
Mark Ellis, Anderson, Ind., 800 Meters	3.110 - Social work
Brett McKnight, Oklahoma Christian, 800 Meters	3.100 - Social Studies
Barry Schnieders, Manchester, Ind., 1500 Meters	3.040 - Business
Russell Cole, Pacific Lutheran, Wash., 800 Meters	3.600 - Business
Darryl Halbert, Harding, Ark., 1500 Meters	3.540 - Business
David Mottlman, Hillsdale, Mich., 1500 Meters	3.135 - Biology
Mark Pierson, Rio Grande, Ohio, Steeple	3.790 - Math
David Getsinger, Spring Arbor, Mich., 800 Meters	3.290 - Exercise/Spts Scienc
Don Smith, Oklahoma Christian, 400 Int. Hurdles	3.520 - Engineering/Physics
Darren Vorderb ruegge, Bethany, Kan., 400 Int. Hurdles	3.100 - History
Mike Auman, Doane, Neb., 110 Hurdles	3.930 - Math Education
Michael Ankrem, Huntington, Ind., Triple Jump	3.268 - Physical Education
Curtis Christensen, Adams State, Colo., Triple Jump	3.000 - Physical Education
Michael Wilson, Aquinas, Mich., High Jump	3.360 - Business
Timothy Fry, Huntington, Ind., Pole Vault	3.750 - Comp Sci/Accounting
Timothy Ogden, Manchester, Ind., Pole Vault	3.910 - Education'
Don Raleigh, Northwestern Oklahoma, High Jump	3.550 - Natural Science
Randall Morris, Henderson State, Ark., Pole Vault	3.160 - Art
Stephen Turner, Henderson State, Ark., Pole Vault	3.310 - Biology
Timothy Lomheim, Azusa Pacific, Calif., Pole Vault	3.290 - Psychology
Alrick Munroe, Wayland Baptist, Tex., Spring/Long Jump	3.220 - Physical Education
David Gray, Henderson State. Ark., Sprints	3.850 - Physical Education

WOMEN'S ACADEMIC ALL-AMERICAN TRACK AND FIELD TEAM FOR 1987

Elizabeth Mulvihill, Bemidji State, Minn., Shot	3.303 - Physical Education
Beth Stuart, Kearney State, Neb., Discus	3.450 - Physical Education
Rachel Sudul, Fresno Pacific, Calif., Shot	3.700 - Math Education
Karen Heuertz, Kearney State, Neb., 400 Hurdles	3.000 - Business
Martha Hans, Siena Heights, Minn., 100 Hurdles	3.200 - Business
Tana Jo Green, Bethany, Kan., 400 Hurdles	3.723 - Art
Kristi Dunn, Western Washington, 400 Hurdles	3.630 - Marketing
Karla Christensen, Midland Lutheran, Neb., 5000 Meters	3.875 - Physical Education
Kimberly Rodocker, Anderson, Ind., 3000 Meters	3.176 - Education
Amy Potter, Emporia State, Kan., 10,000 Meters	3.280 - Physical Education
Trudy Searcy, Emporia State, Kan., 5,000 Meters	3.390 - Biology
Doris Watson, Adams State, Colo., 3000 Meters	3.610 - Sports Medicine
Lisa Klingshin, Malone, Ohio., 5000 Meters	3.570 - Biology/Phy. Educ.
Tracy Lee Nelson, Winona State, Minn., 10,000 Meters	3.260 - Spanish
Marguerite Skello, Malone, Ohio., 5000 Meters	3.100 - Phy. Educ/Business
Gi na Van Laar, Hillsdale, Mich., 5000 Meters	3.963 - History/Business
Joanne Herber, Dakota Wesleyan, S.D., 5000 Meters	3.938 - Biology/Chemistry
Rebecca Kreps, Manchester, Ind., Marathon	3.350 - Social Work
Katherine Boone, Southwestern, Kan., 3000 Meters	3.651 - Physical Education
Wendy Hagman, North Florida, Marathon	3.270 - Education
Valerie Hilden, Pacific Lutheran, Wash., 3000 Meters	3.140 - Nursing
Melanie Venekamp, Pacific Lutheran, Wash., 3000 Meters	3.670 - Special Education
Kathy Nichols, Pacific Lutheran, Wash., 10,000 Meters	3.300 - Physical Education
Dolores Montgomery, Western Washington, 10,000 Meters	3.670 - Science
Jennifer Eastman, Western Washington, 3000 Meters	3.290 - Philosophy
Jane Reaves, Adams State, Colo., 5000 Meters	3.300 - Art
Genesia Livingston, Park, Mo., High Jump	3.949 - Science
Denise Race, McPherson, Kan., High Jump	3.141 - Biology
Michelle Kowalski, Hillsdale, Mich., High Jump	3.333 - Accounting
Margaret McGillivray, Cedarville, Ohio, High Jump	3.934 - Language/Literature
Julane Thayer, Northwood, Mich., High Jump	3.090 - Business
Denise Bruce, Pacific Lutheran, Wash., High Jump	3.380 - Communications
Leslie Ryman, Walsh, Ohio, Heptathlon	3.310 - Communications
Julie Haynes, Oklahoma Christian, Heptathlon	3.160 - Special Education
Gwen Keiser, Whitworth, Wash., Heptathlon	3.270 - Biology
Jill Mosley, Doane, Neb., Heptathlon	3.940 - Biology
Teresa Lloyd, Jamestown, N.D., 1500 Meters	3.600 - Phy Educ/Elem Educ
Linda Pryor, Oklahoma Christian, 800 Meters	3.630 - Bus Adm/Pre-Law
Meg McElroy, Manchester, Ind., 1500 Meters	3.170 - Biology
Angie Mugielski, North Florida, 800 Meters	3.370 - Elem Education
Gloria Mahr, Cedarville, Ohio, 800 Meters	3.464 - Nursing
Minta Misley, Pacific Lutheran, Wash., 800 Meters	3.270 - Physical Education
Shannon Ryan, Pacific Lutheran, Wash., 1500 Meters	3.630 - Physics
Genevie Pfueller, Western Washington, 1500 Meters	3.950 - Physical Education
Kathleen Miller, Western Washington, 800 Meters	3.040 - Physical Education
Lisa Wojciechowski, Hillsdale, Mich., 400 Meters	3.018 - Education
Sheri Pozil, Azusa Pacific, Calif., 100 Meters	3.160 - Christian Ministries
Rana Cox, Tarleton State, Tex., 400 Meters	3.770 - Physical Therapy
Anne Veldman, Dordt, Iowa, Triple Jump	3.900 - Math Education
Teresa Luidhardt, Marion, Ind., Long Jump	3.911 - Chemistry
D'Andrea Godberry, Tarleton State, Tex., Triple Jump	3.440 - Biology

FINAL RESULTS

**MEN'S DIVISION
SUMMARY**

**NAIA National Outdoor
Track and Field Championships
Russellville, Arkansas**

May 21-23, 1987

AFTER 23 EVENTS HAVE BEEN SCORED

CODE #	NAME	MEN	WOMEN
12	Azusa Pacific CA	108	
191	Wayland Baptist TX	82	
152	Prairie View A&M TX	66	
2	Adams State CO	35	
149	Pittsburg State KS	31	
84	Hillsdale MI	26	
30	Central Arkansas	25	
216	Wisconsin-Parkside	23	
50	Doane NE	22	
175	Southwestern KS	20	
34	Central Washington	19	
118	Missouri Baptist	18	
150	Point Loma Nazarene CA	17	
198	Western Oregon State	17	
199	Western State CO	17	
36	Chicago State IL	16	
32	Central State OK	15	
158	Saginaw Valley State MI	14	
171	Southern Oregon State	14	
119	Missouri Valley MO	14	
200	Western Washington	13	
112	Midland Lutheran NE	13	
194	West Virginia State	12	
125	North Florida	11	
11	Austin TX	10	
223	Eastern Oregon State	10	
137	Ouachita Baptist AR	9	
139	Pacific Lutheran WA	9	
25	California Lutheran	9	
4	Anderson IN	8	
39	Concordia NE	8	
165	Simon Fraser CAN	8	
169	Southern Arkansas	8	
61	Florida Memorial FL	8	
49	Dickinson State ND	7.5	
134	Oklahoma Christian	7	
170	Southern Colorado	7	
6	Arkansas Monticello	7	
206	Whitworth WA	7	
215	Wisconsin-Milwaukee	7	
66	George Fox OR	6	
35	Chadron State NE	6	
161	School of the Ozarks MO	6	
188	Valley City State ND	6	
5	Aquinas MI	6	
143	Park MO	5	
155	Rio Grande OH	5	
172	Southern New Orleans LA	5	
27	Carson-Newman TN	5	
126	Northeastern State OK	5	
131	Northwestern State OK	4.5	
81	Henderson State AR	4.5	
177	Spring Arbor MI	4	
92	Kearney State NE	4	
101	Lubbock Christian TX	4	
57	Emporia State KS	4	
29	Cedarville OH	4	
136	Ottawa KS	3.5	
132	Northwood Institute MI	3	
88	Jamestown MD	3	
93	Kennesaw GA	3	
80	Hastings NE	2	
208	Willamette OR	2	
211	Winona State MN	2	
55	Edward Waters FL	2	
227	Univ of West Florida	2	
129	Northwest Nazarene ID	1	
19	Berry GA	1	
102	Malone OH	1	
218	Wisconsin-River Falls	1	

NAIA NATL OUTDOOR T & F
HAMMER

RUSSELLVILLE, AR
Division: MEN

MAY 21, 1987
EVENT # 21

ENTRANT #	NAME	GR	AFFILIATION	MARK
FINAL RESULTS				
586	JON TORRENCE	Sr	Central Washington	1 187-07.0
67	KYONG SONG	Jr	Point Loma Nazarene CA	2 179-09.75
423	DAN DICKEY	Sr	Southwestern KS	3 176-06.0
467	SOREN SORENSON	Sr	Western Oregon State	4 176-03.5
284	ARNIE TYLER	Sr	Whitworth WA	5 175-02.25
282	TIM JACOBSON	Jr	Whitworth WA	6 174-10.75
622	JOHN CHANDLER	Sr	Hillsdale MI	7 174-03.25
162	RICH CANOLE	Sp	Saginaw Valley State MI	8 163-10.5

NAIA NATL OUTDOOR T & F
JAVELIN

RUSSELLVILLE, AR
Division: MEN

MAY 21, 1987
EVENT # 22

ENTRANT #	NAME	GR	AFFILIATION	MARK
FINAL RESULTS				
751	CHRIS GRANTHAM	Sr	Austin TX	1 234-01.0
295	CRAIG STELLING	Sr	Pacific Lutheran WA	2 210-11.0
82	JEFF SHAW	Jr	Pittsburg State KS	3 209-04.0
75	BOB CAMPBELL	Jr	Pittsburg State KS	4 199-10.0
237	MARCO MONTOYA	Jr	Wayland Baptist TX	5 199-08.25
592	RICK CLEVELAND	Sr	Spring Arbor MI	6 197-01.5
120	ROBERT HARRIS	Sr	Adams State CO	7 194-11.75
483	DERON DOLFI	Sp	Chadron State NE	8 194-07.0

NAIA NATL OUTDOOR T & F
LONG JUMP

RUSSELLVILLE, AR
Division: MEN

MAY 21, 1987
EVENT # 17

ENTRANT #	NAME	GR	AFFILIATION	MARK
FINAL RESULTS				
241	ALRICK MUNROE	Jr	Wayland Baptist TX	1 26-00.75
239	PHILMORE MORRIS	Sp	Wayland Baptist TX	2 25-10.0
508	ANTHONY BEAL	Jr	Arkansas Monticello	3 25-04.5
695	DENNIS MCWHINNEY	Jr	Prairie View A&M TX	4 25-01.75
31	HERBIE AKPOM	Sp	Azusa Pacific CA	5 25-01.25
225	IVAN LOWE	Jr	Northwood Institute MI	6 24-11.75
383	JAMES LAND	Sr	West Virginia State	7 24-09.75
34	DAVE DANGLEIS	Sp	Azusa Pacific CA	8 24-06.25

NAIA NATL OUTDOOR T & F
10,000 METER

RUSSELLVILLE, AR
Division: MEN

MAY 21, 1987
EVENT # 9

ENTRANT #	NAME	GR	AFFILIATION	MARK
FINAL RESULTS				
621	PAUL AUFDEMBERGE	Sr	Hillsdale MI	1 NO MARK
125	MARCO OCHOA	Jr	Adams State CO	2 NO MARK
557	JAMIE BURHAM		Missouri Baptist	3 NO MARK
167	ROBERT LEMUEL	Sr	Saginaw Valley State MI	4 NO MARK
585	NEIL STURGEON	Sr	Central Washington	5 NO MARK
280	PHILIP RICHEY	Sr	Kennesaw GA	6 NO MARK
108	ERIC FILLINGER	Fr	Cedarville OH	7 NO MARK
268	DAVE MCKAY	Jr	Malone OH	8 NO MARK

NAIA NATIONAL TRACK MEET
DECATHLON RESULTS

FINAL
RESULTS

MAY 22, 1987

RANK	NUMBER	NAME, SCHOOL	100 METERS	LONG JUMP	SHOT PUT	HIGH JUMP	400 METERS	110 M HURDLES	DISCUS	POLE VAULT	JAVELINE	1500 METERS	TOTAL
1	43	Jack Nance Azusa Pacific	812 11.22	755 6.75	597 11.84	850 2.05	789 50.56	704 16.26	550 34.35	656 4.14	626 52.54	584 4:55.90	6923
				22-1 3/4	38-10.25	6-8 3/4			112-8	13-7	172-4		
2	48	Rick Verbel Azusa Pacific	832 11.13	637 *6.23	571 11.41	636 1.81	839 49.47	723 16.09	541 33.89	656 4.14	714 58.42	587 time	6736
				20-5 1/4	37-5 1/4	5-11.25			11-2	13-7			
3	34	Dave Danglesis Azusa Pacific	830 11.14	859 7.19	580 11.56	767 1.96	792 50.50	470 18.58	619 37.76	519 3.64	632 52.94	636 11:47.21	6784
				23-7 1/4	37-11.25	6-5			123-11	11-11.25	173-8		
4	489	Danny Moore Chadron State	765 11.44	785 6.88	552 11.10	714 1.90	721 52.09	816 15.28	461 29.84	467 3.44	713 58.33	634 4:47.48	6628
				22-7	36-5	6-2 3/4			97-11	11-3.5	191-4		
5	663	Brian Lange Kearney State	769 11.42	661 6.34	611 12.07	767 1.96	762 51.15	662 16.64	656 39.58	573 3.84	487 43.08	648 4:45.17	6596
				20-9 3/4	39-7 1/4	6-5			126-10	12-7.25	141-4		
6	47	Mario Riveros Azusa Pacific	843 11.08	628 6.19	573 11.45	636 1.81	838 49.50	714 16.17	487 31.12	546 3.74	594 50.36	678 4:40.29	6537
				20-3 3/4	37-6 3/4	5-11.75			102-1	12-4	165-3		
7	650	Lindahi Lucas Cal Lutheran	713 11.69	682 6.43	515 10.49	794 1.99	725 52.0	794 15.47	599 36.75	656 4.14	489 43.25	558 5:00.29	6525
				21-1 1/4	34-5	6-6 1/4			120-6	13-7	141-10		
8	727	Mike Gilbert Northwest Nazarene	753 11.50	677 6.41	584 10.31	585 1.75	876 48.69	621 17.03	493 31.45	656 4.14	543 46.92	782 4:36.55	6410
				21-1 1/2	33-10	5-8 3/4			103-2	13-7	153-11		
	372	Tom Crabtree Emporia State	804 11.26	675 6.4	462 9.60	636 1.81	865 48.93	665 16.62	471 30.34	493 3.54	492 43.42	769 4:26.35	6332
				21-0	31-6	5-11.25			99-6	11-7.25	142-5		
8	283	Gary Knowlton Whitworth WA	669 11.78	615 6.13	570 11.40	687 1.87	703 52.51	761 15.75	574 35.52	441 3.34	606 51.21	498 5:11.04	6124
				20-1 1/2	37-5	6-1 1/2			116-6	10-11.5	168.0		
11	215	Peter Gnas Western State CO	695 11.78	613 6.12	498 10.21	636 1.81	638 54.05	538 17.06	484 30.98	628 4.04	553 47.56	588 4:55.10	5871
				20-1	33-6	5-11.75			101-8	13-3	156-0		
12	710	Shawn Steen Eastern Oregon	629 12.11	589 6.01	484 9.98	714 1.90	694 52.72	704 16.26	386 26.01	546 3.74	383 35.90	711 4:35.18	5840
				19-8 3/4	32-9	6-4 3/4			85-4	12-4	117-9		
13	560	Paul Dotson Missouri Baptist	695 11.78	565 5.90	464 9.64	767 1.96	712 52.29	697 16.32	415 27.46	391 3.14	551 47.49	536 5:04.09	5793
				19-4 1/4	31-7	6-5			90-1	10-3.5	146		
14	654	Chad Ficek Cal Lutheran	707 11.72	619 6.15	540 10.91	0 0	630 54.24	362 19.04	433 28.43	NH	583 46.90	532 5:04.81	4406
				20-2 1/4	35-9 1/2	0			93-3		162-9		

NAIA NATL OUTDOOR T & F
SHOT PUT

RUSSELLVILLE, AR
Division: MEN

MAY 21, 1987
EVENT # 19

ENTRANT # NAME GR AFFILIATION MARK

FINAL RESULTS

46	ADE OLUKOJU	Fr	Azusa Pacific CA	1	59-05.5
532	RANDY SETTELL	Jr	Southern Oregon State	2	58-08.75
193	JOHN BAUMANN	Sp	Doane NE	3	53-10.5
469	DARREN SHEETS	Sr	Northeastern State OK	4	52-09.25
155	MIKE MULLIN	Sp	Midland Lutheran NE	5	51-06.5
356	KIM NIX	Sr	Western Washington	6	50-04.75
465	KIM BROWN	Jr	Western Oregon State	7	50-00.0
368	TONY RUSSO	Sr	Wisconsin-Milwaukee	8	49-11.0

NAIA NATL OUTDOOR T & F
TRIPLE JUMP

RUSSELLVILLE, AR
Division: MEN

MAY 21, 1987
EVENT # 18

ENTRANT # NAME GR AFFILIATION MARK

FINAL RESULTS

695	DENNIS MCMHINNEY	Jr	Prairie View A&M TX	1	51-00.75
154	BILL KING	Sr	Midland Lutheran NE	2	50-06.75
728	ROBERT A. DOUGLAS		School of the Ozarks MO	3	49-10.0
20	MYRON JEFFERSON	Sp	Southern Colorado	4	49-05.0
116	CURT CHRISTENSEN	Sr	Adams State CO	5	49-03.0
545	CHRIS BODLEY	Jr	Concordia NE	6	48-07.25
17	ERIC BALDWIN	Fr	Southern Colorado	7	48-06.25
148	RODGERS GAINES		Ouachita Baptist AR	8	48-04.5

NAIA NATL OUTDOOR T & F
110 METER HURDLES

RUSSELLVILLE, AR
Division: MEN

MAY 21, 1987
EVENT # 2

Records - NAIA MEN : 13.74 Rodney Milburn Southern-BR, LA -72
 NAIA WOMEN : NO MARK
 N/A : NO MARK
 N/A : NO MARK

ENTRANT # NAME GR AFFILIATION PLACE MARK

FINAL RESULTS

696	KEVIN MCKINLEY	Sr	Prairie View A&M TX	1	14.30
38	ANTHONY HOUSE	Jr	Azusa Pacific CA	2	14.35
590	ADOLPHUS ONUA	Sr	George Fox OR	3	14.46
70	PHILLIP WILLIAMS	Jr	Point Loma Nazarene CA	4	14.54
31	HERBIE AKPOM	Sp	Azusa Pacific CA	5	14.60
42	IKE MBADUGHA	Sp	Azusa Pacific CA	6	14.69
647	TODD LEAVENS	Jr	California Lutheran	7	14.72
611	DARNELL ANDERSON	Fr	Florida Memorial FL	8	14.88

NAIA NATL OUTDOOR T & F
MARATHON

RUSSELLVILLE, AR
Division: MEN

MAY 21, 1987
EVENT # 14

ENTRANT #	NAME	GR	AFFILIATION	MARK

FINAL RESULTS				
717	GREG MILLER		Eastern Oregon State	1 2:30:01.59
702	NELTON BEGAY	Sr	Central State OK	2 2:32:23.38
705	DANNY CHARLEY	Jr	Central State OK	3 2:35:57.00
674	BLAS GUERRA	Sr	Park MO	4 2:37:12.46
410	GARY SCHAFER	Sp	Valley City State ND	5 2:37:58.79
623	MIKE DESROSIERS	Sr	Hillsdale MI	6 2:39:05.66
726	JAMES BELL	Jr	Univ of West Florida	7 2:43:00.61
325	JOHNNY SHARP	Sr	Carson-Newman TN	8 2:43:50.62
741	RANDY J. SIPPLE	Sr	Winona State MN	9 2:44:31.33
106	STEVE COX	Sr	Cedarville OH	10 2:47:39.94
16	JOEL ENDERLE	Sr	Belmont TN	11 2:50:37.89
595	DANEIL HIGH	Sr	Spring Arbor MI	12 2:54:31.54
684	TIM YOUNG	Sr	Berry GA	13 2:56:09.28
361	JEFF PETERSEN	Sr	Taylor IN	14 2:59:06.62
752	ERIC SCHWAB	Jr	Austin TX	15 3:00:18.09
206	DANNY MANN	Jr	Central Arkansas	16 3:02:08.54
151	ROBBIE SIMMONS		Quachita Baptist AR	17 3:09:46.62
676	JAMAL SHERGILL	Sp	Park MO	18 3:11:44.24
=====				

NAIA NATL OUTDOOR T & F
10,000 METER WALK

RUSSELLVILLE, AR
Division: MEN

MAY 21, 1987
EVENT # 10

ENTRANT #	NAME	GR	AFFILIATION	MARK

FINAL RESULTS				
544	MIKE STAUCH	Jr	Wisconsin-Parkside	1 43:22.1
540	DOUG FOURNIER	Sp	Wisconsin-Parkside	2 46:27.7
355	HERMAN NELSON	Sr	Western Washington	3 46:44.3
543	MIKE ROHL	Sr	Wisconsin-Parkside	4 47:12.4
350	TONY ENGELHARDT	Sp	Western Washington	5 49:37.1
1	PAUL JUDD	Sr	Aquinas MI	6 50:03.1
601	RANDY JACOBS	Sr	Willamette OR	7 52:12.3
716	KEVIN SCHOESSOW	Sr	Wisconsin-River Falls	8 55:18.7
537	KEN AREND	Sr	Wisconsin-Parkside	9 55:38.6
=====				

NAIA NATL OUTDOOR T & F
100 METER

RUSSELLVILLE, AR
Division: MEN

MAY 21, 1987
EVENT # 1

ENTRANT #	NAME	GR	AFFILIATION	MARK

FINAL RESULTS				
241	ALRICK MUNROE	Jr	Wayland Baptist TX	1 10.58
45	PATRICK NWANKNO	Jr	Azusa Pacific CA	2 10.64
756	DAVID ROGAN		Chicago State IL	3 10.75
431	MANNY NEWMAN	Fr	Southwestern KS	4 10.77
321	WILLIE LUNDY	Fr	Carson-Newman TN	5 10.80
244	ROCELLIUS POPE	Sr	Wayland Baptist TX	6 10.84
319	OMAR WHITFIELD	Fr	Hastings NE	7 10.84
513	CHRIS JACKSON	Jr	Arkansas Monticello	8 12.38
=====				

NAIA NATL OUTDOOR T & F
HIGH JUMP

RUSSELLVILLE, AR
Division: MEN

MAY 21, 1987
EVENT # 16

ENTRANT # NAME GR AFFILIATION MARK

FINAL RESULTS

379	LARRY ANGLE	Sr	West Virginia State	1	7-00.25
43	JACK NANCE	Jr	Azusa Pacific CA	2	6-11.0
493	DAVID BEDFORD	Fr	Oklahoma Christian	3	2-11.0
657	MIKE MOSER	Jr	Dickinson State ND	4	6-09.75
420	DON RALIEGH	Sr	Northwestern State OK	4	6-09.75
3	MIKE WILSON	Jr	Aquinas MI	6	6-09.75

NAIA NATL OUTDOOR T & F
POLE VAULT

RUSSELLVILLE, AR
Division: MEN

MAY 21, 1987
EVENT # 15

ENTRANT # NAME GR AFFILIATION MARK

FINAL RESULTS

40	TIM LOMHEIM	Sr	Azusa Pacific CA	1	16-08.0
170	LARRY WEAVER	Sr	Saginaw Valley State MI	2	15-11.0
533	KEVIN TAYLOR	Sr	Southern Oregon State	3	15-03.0
546	DAVID BROOKS	Fr	Concordia NE	4	15-03.0
142	RANDELL MORRIS	Jr	Henderson State AR	5	14-11.0
596	STEFFEN SMITH	Sr	Ottawa KS	5	14-11.0
39	KEVIN KORTHUS	Jr	Azusa Pacific CA	7	14-11.0
156	PAUL RONHOVDE	Sr	Midland Lutheran NE	7	14-11.0
143	STEVE TURNER	Jr	Henderson State AR	7	14-11.0

NAIA NATL OUTDOOR T & F
STEEPLE CHASE

RUSSELLVILLE, AR
Division: MEN

MAY 21, 1987
EVENT # 11

ENTRANT # NAME GR AFFILIATION MARK

FINAL RESULTS

522	CURT CASTETTER	Jr	North Florida	1	8:59.87
121	DAN JAQUEZ	Jr	Adams State CO	2	9:01.21
436	DENNIS SMITHHISLER	Sr	Southwestern KS	3	9:01.56
746	MARK PIERSON	Sr	Rio Grande OH	4	9:02.94
220	RYAN ROBINSON	Sp	Western State CO	5	9:03.77
656	BILL DENT	Jr	Dickinson State ND	6	9:06.88
740	BRIAN T. REED	Fr	Minona State MN	7	9:18.66
593	SCOTT COLE	Sr	Spring Arbor MI	8	9:19.27
44	DARREN NEAR	Jr	Azusa Pacific CA	9	9:27.16
131	TIM VIGIL	Jr	Adams State CO	10	9:25.90
498	MARK TRIMBLE	Jr	Oklahoma Christian	11	9:30.94
348	BRAD ALEXANDER	Sr	Western Washington	12	NO MARK

NAIA NATL OUTDOOR T & F
200 METER

RUSSELLVILLE, AR
Division: MEN

MAY 21, 1987
EVENT # 3

Records - NAIA MEN : 20.24
NAIA WOMEN : NO MARK
N/A : NO MARK
N/A : NO MARK

Larry Black

NC Central 1972

ENTRANT #	NAME	GR	AFFILIATION	PLACE	MARK
-----------	------	----	-------------	-------	------

SEMI RESULTS SECTION # 1

241	ALRICK MUNROE	Jr	Wayland Baptist TX	1	21.19
26	RODNEY BUGGAGE	Fr	Southern New Orleans LA	2	21.27
565	RON WALTON		Missouri Baptist	3	21.51
86	DARRYL WREN	Fr	Pittsburg State KS	4	21.64
319	OMAR WHITFIELD	Fr	Hastings NE	5	21.82
685	CHARLES BRUCE	Sp	Prairie View A&M TX	6	21.86
230	DENNIS ALEXANDER	Jr	Wayland Baptist TX	7	22.02

SEMI RESULTS SECTION # 2

45	PATRICK NWANKNO	Jr	Azusa Pacific CA	1	20.99
238	DEVON MORRIS	Jr	Wayland Baptist TX	2	21.15
245	JAMES RÖLLE	Sp	Wayland Baptist TX	3	21.27
688	ERIC POGUE	Jr	Prairie View A&M TX	4	21.32
564	LETTORRE SWINNEY		Missouri Baptist	5	21.78
244	ROCELLIUS POPE	Sr	Wayland Baptist TX	6	21.87
462	CHRIS LOCK	Sr	Simon Fraser CAN	7	21.91
570	ATTAH FRIMPONG	Jr	Harding AR	8	22.33

NAIA NATL OUTDOOR T & F
400 METER Relay
ENTRANT # NAME

RUSSELLVILLE, AR
Division: MEN

MAY 21, 1987
EVENT # 13

GR AFFILIATION MARK

FINAL RESULTS

87 /PITTSBURG STATE UNI Pittsburg State KS 1 40.71

153 /OUACHITA BAPTIST Ouachita Baptist AR 2 41.10

507 /MISSOURI VALLEY Missouri Valley MO 3 41.25

759 /CHICAGO STATE UNIVE Chicago State IL 4 41.32

213 /CENTRAL ARKANSAS Central Arkansas 5 41.35

652 /CALIF. LUTHERAN California Lutheran 6 41.55

701 /PRAIRIE VIEW A&M Prairie View A&M TX DISQUALIFIED

567 /MISSOURI BAPTIST Missouri Baptist DISQUALIFIED

=====

NAIA NATL OUTDOOR T & F
DISCUS
ENTRANT # NAME

RUSSELLVILLE, AR
Division: MEN

MAY 21, 1987
EVENT # 20

GR AFFILIATION MARK

FINAL RESULTS

46 ADE OLUKOJU Fr Azusa Pacific CA 1 185-05.5

503 RON MCINTOSH Sr Missouri Valley MO 2 169-03.75

193 JOHN BAUMANN Sp Doane NE 3 166-00.5

453 ROB MCMANUS Fr Simon Fraser CAN 4 165-07.75

467 SOREN SORENSON Sr Western Oregon State 5 164-07.75

208 BOBBY MCDANIELS Sp Central Arkansas 6 162-02.25

368 TONY RUSSO Sr Wisconsin-Milwaukee 7 161-06.0

622 JOHN CHANDLER Sr Hillsdale MI 8 158-08.25

=====

NAIA NATL OUTDOOR T & F
1500 METER

RUSSELLVILLE, AR
Division: MEN

MAY 21, 1987
EVENT # 7

GR AFFILIATION PLACE MARK

FINAL RESULTS

130 MAURICE SMITH Sr Adams State CO 1 3:43.70 †

346 BRIAN WILLIAMS Sr Anderson IN 2 3:44.19 †

470 WES TILGNER Sp Western Oregon State 3 3:44.27 †

584 MIKE PACE Jr Central Washington 4 3:44.46 †

375 ROBER JENNINGS Sp Emporia State KS 5 3:45.23

455 ROB NELSON Jr Simon Fraser CAN 6 3:46.82

110 ROB MOORE Sr Cedarville OH 7 3:47.10

682 DAVID MATHERNE Sr Berry GA 8 3:49.59

=====

NAIA NATL OUTDOOR T & F
400 HURDLES

RUSSELLVILLE, AR
Division: MEN

MAY 21, 1987
EVENT # 5

ENTRANT #	NAME	GR	AFFILIATION	MARK
FINAL RESULTS				
696	KEVIN MCKINLEY	Sr	Prairie View A&M TX	1 51.27
520	LEE VAUGHN		Southern Arkansas	2 51.90
613	WILBERT JOHNSON	Fr	Florida Memorial FL	3 52.13
203	KEVIN ERVIN	Sr	Central Arkansas	4 52.48
63	KRIS ANDERSSON	Sp	Point Loma Nazarene CA	5 52.52
558	TONY CHATMEN		Missouri Baptist	6 53.21
210	DWAYNE ROBERTS	Sr	Central Arkansas	7 53.34
497	DON SMITH	Sr	Oklahoma Christian	8 53.86

NAIA NATL OUTDOOR T & F
400 METER

RUSSELLVILLE, AR
Division: MEN

MAY 21, 1987
EVENT # 4

ENTRANT #	NAME	GR	AFFILIATION	MARK
FINAL RESULTS				
238	DEVON MORRIS	Jr	Wayland Baptist TX	1 46.04
245	JAMES ROLLE	Sp	Wayland Baptist TX	2 46.93
200	KENNETH DAVIS	Sp	Central Arkansas	3 47.58
755	DEAMAIL MITCHELL		Chicago State IL	4 47.88
688	ERIC POGUE	Jr	Prairie View A&M TX	5 47.93
648	TERRANCE LEE	Jr	California Lutheran	7 48.00
693	FELTON NAILS	Sp	Prairie View A&M TX	7 49.34
611	DARNELL ANDERSON	Fr	Florida Memorial FL	8 50.23

NAIA NATL OUTDOOR T & F
800 METER

RUSSELLVILLE, AR
Division: MEN

MAY 21, 1987
EVENT # 6

ENTRANT #	NAME	GR	AFFILIATION	MARK
FINAL RESULTS				
195	GREGG LARSON	Sr	Doane NE	1 1:49.26 †
692	ANTHONY CHRISTIE	Fr	Prairie View A&M TX	2 1:49.62 †
235	MICHAEL GREGORY	Fr	Wayland Baptist TX	3 1:50.46 †
687	LANCE GREEN	Sr	Prairie View A&M TX	4 1:50.49 †
366	KEN LOBINS	Sr	Wisconsin-Milwaukee	5 1:50.90 †
413	PAUL SAMPERS	Sr	Jamestown ND	6 1:50.94 †
236	KISUTE KIBOKO	Jr	Wayland Baptist TX	7 1:51.99 †
289	RUSSELL COLE	Sr	Pacific Lutheran WA	8 1:52.09 †

NAIA NATL OUTDOOR T & F
200 METER

RUSSELLVILLE, AR
Division: MEN

MAY 21, 1987
EVENT # 3

ENTRANT #	NAME	GR	AFFILIATION	MARK
FINAL RESULTS				
241	ALRICK MUNROE	Jr	Wayland Baptist TX	1 21.02
45	PATRICK NWANKND	Jr	Azusa Pacific CA	2 21.49
565	RON WALTON		Missouri Baptist	3 21.70
26	RODNEY BUGGAGE	Fr	Southern New Orleans LA	4 21.88
86	DARRYL WREN	Fr	Pittsburg State KS	5 22.11
238	DEVON MORRIS	Jr	Wayland Baptist TX	6 22.22
688	ERIC POGUE	Jr	Prairie View A&M TX	7 26.09
245	JAMES ROLLE	Sp	Wayland Baptist TX	DID NOT FINISH

NAIA NATL OUTDOOR T & F
5000 METER

RUSSELLVILLE, AR
Division: MEN

MAY 21, 1987
EVENT # 8

ENTRANT #	NAME	GR	AFFILIATION	MARK

FINAL RESULTS				
621	PAUL AUFDEMBERGE	Sr	Hillsdale MI	1 14:09.2
217	EDUARDO NAVAS	Jr	Western State CO	2 14:16.8
80	CORMAC O'RIORDEN	Fr	Pittsburg State KS	3 14:18.2
214	JUAN DIAZ	Sp	Western State CO	4 14:22.2
117	CRAIG DICKSON	Sp	Adams State CO	6 14:26.3
434	ELLIOTT RODDA	Jr	Southwestern KS	6 14:34.5
409	JEFF MANLEY	Sr	Valley City State ND	7 14:35.4
523	FIONAN CROWIN	Jr	North Florida	8 14:46.3
476	JEFF HEISER	Jr	Walsh OH	9 14:53.7
557	JAMIE BURHAM		Missouri Baptist	10 15:04.4
641	ART CASTLE	Sr	California Lutheran	11 15:06.9
331	DAVID CURD	Jr	David Lipscomb TN	12 15:11.3
=====				

NAIA NATL OUTDOOR T & F
1600 Relay

RUSSELLVILLE, AR
Division: MEN

MAY 21, 1987
EVENT # 12

ENTRANT #	NAME	GR	AFFILIATION	MARK

FINAL RESULTS				
701	/PRAIRIE VIEW A&M		Prairie View A&M TX	1 3:11.1

247	/WAYLAND BAPTIST		Wayland Baptist TX	2 3:13.2

52	/AZUSA PACIFIC		Azusa Pacific CA	3 3:14.1

213	/CENTRAL ARKANSAS		Central Arkansas	4 3:15.0

302	/LUBBOCK CHRISTIAN		Lubbock Christian TX	5 3:15.3

567	/MISSOURI BAPTIST		Missouri Baptist	6 3:16.3

15	/EDWARDS WATERS COLL		Edward Waters FL	7 3:16.6

715	/CENTRAL STATE OK		Central State OK	8 3:18.0

=====				

FINAL RESULTS

**WOMEN'S DIVISION
SUMMARY**

**NAIA National Outdoor
Track and Field Championships
Russellville, Arkansas**

May 21-23, 1987

NAIA NATL OUTDOOR T & F

RUSSELLVILLE, AR

MAY 21, 1987

AFTER 20⁷¹ EVENTS HAVE BEEN SCORED

CODE #	NAME	MEN	WOMEN
152	Prairie View A&M TX		144
191	Wayland Baptist TX		86
139	Pacific Lutheran WA		39
165	Simon Fraser CAN		33
112	Midland Lutheran NE		32
92	Kearney State NE		30
215	Wisconsin-Milwaukee		26
12	Azusa Pacific CA		25
200	Western Washington		24
216	Wisconsin-Parkside		24
50	Doane NE		24
199	Western State CO		24
39	Concordia NE		20
57	Emporia State KS		19
132	Northwood Institute MI		19
84	Hillsdale MI		18
118	Missouri Baptist		17
88	Jamestown ND		16
171	Southern Oregon State		16
7	Arkansas Pine Bluff		15
158	Saginaw Valley State MI		14
211	Mingona State MN		14
130	Northwestern College IA		13
206	Whitworth WA		12
154	Puget Sound WA		10
36	Chicago State IL		10
80	Hastings NE		8
102	Malone OH		7
198	Western Oregon State		6
2	Adams State CO		6
125	North Florida		6
17	Bemidji State MN		5
62	Fort Hays State KS		5
20	Bethany KS		4
164	Siena Heights MI		4
190	Walsh OH		4
99	Linfield OR		4
103	Manchester IN		4
121	Moorhead State MN		4
35	Chadron State NE		3
150	Point Loma Nazarene CA		3
91	Kansas Wesleyan KS		3
93	Kennesaw GA		3
106	Mary ND		3
128	Northern State SD		3
34	Central Washington		3
143	Park MO		2
22	Biola CA		2
134	Oklahoma Christian		2
183	Taylor IN		1

NAIA NATL OUTDOOR T & F
LONG JUMP

RUSSELLVILLE, AR
Division: WOMEN

MAY 1987
EVENT # 39

Records - NAIA MEN : NO MARK
NAIA WOMEN : 21-01.25 Comfort Igeh Wayland Bapt. TX -86
N/A : NO MARK
N/A : NO MARK

ENTRANT # NAME GR AFFILIATION PLACE MARK

FINAL RESULTS

1071	COMFORT IGEH	Jr	Wayland Baptist TX	1	20-07.75
961	MICHELLE NEAL	Sr	Prairie View A&M TX	2	20-04.25
1090	DENISE WILLIAMS	Jr	Wayland Baptist TX	3	20-03.5
1263	MELODY ROBINSON	Sr	Midland Lutheran NE	4	19-04.75
1070	PENNY GRIFFIN	Sr	Wayland Baptist TX	5	19-03.5
1306	DANA WALKER		Kansas Wesleyan KS	6	19-00.25
1020	LAVERNE EVANS	Jr	Western State CO	7	18-09.5
1333	KAREN BAUER	Jr	Wisconsin-Milwaukee	8	18-09.25

NAIA NATL OUTDOOR T & F
SHOT PUT

RUSSELLVILLE, AR
Division: WOMEN

MAY 1987
EVENT # 40

Records - NAIA MEN : NO MARK
NAIA WOMEN : 50-04.0 Sharon Harrison Prairie V. A&M TX-86
N/A : NO MARK
N/A : NO MARK

ENTRANT # NAME GR AFFILIATION PLACE MARK

FINAL RESULTS

1296	BETH STUART	Sr	Kearney State NE	1	47-05.75
970	CONNIE HUGEN	Jr	Doane NE	2	46-10.75
958	SHARON HARRISON	Sp	Prairie View A&M TX	3	46-06.25
1373	LIZ MULVIHILL	Sr	Bemidji State MN	4	45-07.0
1293	TINA REICHERT	Fr	Kearney State NE	5	45-05.75
1069	LORETTE GOODWIN	Fr	Wayland Baptist TX	6	42-05.5
985	SUE BRETERNITZ	Fr	Saginaw Valley State MI	7	41-11.5
914	JOEY CLASSEN	Sp	Azusa Pacific CA	8	41-07.0

NAIA NATL OUTDOOR T & F
HIGH JUMP

RUSSELLVILLE, AR
Division: WOMEN

MAY 21, 1987
EVENT # 38

ENTRANT # NAME GR AFFILIATION MARK

FINAL RESULTS

1099	DENISE BRUCE	Sr	Pacific Lutheran WA	1	5-08.75
1246	TRISH BAHR	Jr	Emporia State KS	2	5-08.0
1243	JULANE THAYER	Sr	Northwood Institute MI	3	5-08.0
1106	KELLY COX	Sp	Missouri Baptist	4	5-08.0
1050	ANGELA ALLEN	Jr	Arkansas Pine Bluff	5	5-07.25
946	JAMI ROBINSON	Sr	Point Loma Nazarene CA	6	5-06.5
1024	GENESIA LIVINGSTON	Jr	Park MO	7	5-06.5
1393	JEAN MCCOY	Jr	Moorhead State MN	8	5-06.5

=====

NAIA NATL OUTDOOR T & F
SPRING RELAY

RUSSELLVILLE, AR
Division: WOMEN

MAY 21, 1987
EVENT # 33

ENTRANT #	NAME	GR	AFFILIATION	MARK

FINAL RESULTS				
976	/PRAIRIE VIEW A&M		Prairie View A&M TX	1 1:39.73

1091	/WAYLAND BAPTIST		Wayland Baptist TX	2 1:42.29

937	/AZUSA PACIFIC		Azusa Pacific CA	3 1:43.83

922	/NORTHWESTERN COLLEGE		Northwestern College IA	4 1:45.83

1157	/WISCONSIN-PARKSIDE		Wisconsin-Parkside	5 1:45.97

1007	/SAGINAW VALLEY STAT		Saginaw Valley State MI	6 1:45.97

1130	/MISSOURI BAPTIST		Missouri Baptist	7 1:46.24

1299	/KEARNEY STATE		Kearney State NE	8 1:46.43

NAIA NATL OUTDOOR T & F
10,000 METER

RUSSELLVILLE, AR
Division: WOMEN

MAY 21, 1987
EVENT # 33

ENTRANT #	NAME	GR	AFFILIATION	MARK

FINAL RESULTS				
1354	ERIN GILLESPIE	Sp	Hillsdale MI	1 36:05.47
1108	KATHY NICHOLS	Sr	Pacific Lutheran WA	2 36:12.82
1258	KARLA CHRISTENSEN	Jr	Midland Lutheran NE	3 36:21.15
1253	TRUDY SEARCY	Sp	Emporia State KS	4 36:24.85
1254	SWAN STINE	Sp	Emporia State KS	5 36:37.45
1261	YVONNE HOLLMANN	Fr	Midland Lutheran NE	6 36:54.04
1383	TRACY NELSON	Jr	Winona State MN	7 37:04.45
1248	MARY GRIEBEL	Jr	Emporia State KS	8 37:37.76
981	MOLLY OSTLUND	Sr	Puget Sound WA	9 37:48.84
1297	PAULA WEST	Sp	Kearney State NE	10 38:14.94
1200	JODI WILLIAMSON	Sr	Taylor IN	11 38:16.89
988	TAMNEY KERN	Fr	Flagler FL	12 38:21.35
1403	SHARI PAOLUCCI	Jr	Southern Colorado	13 38:57.49
1325	KATHY BOONE	Jr	Southwestern KS	14 38:58.81
1317	DOLORES MONTGOMERY	Sr	Western Washington	15 38:58.83
1112	ERIN WICKHAM	Sr	Pacific Lutheran WA	16 40:04.49
1102	KATHY HERZOG	Sr	Pacific Lutheran WA	17 40:44.81
1381	DEANNA YOUNG		School of the Ozarks MO	18 39:39.28
=====				

HEPTATHLON
NAIA National Track Meet

FINAL
RESULTS

MAY 22, 1987

RANK	NUMBER	NAME, SCHOOL	100 M HURDLES	HIGH JUMP	SHOT PUT	200 METERS	LONG JUMP	JAVELIN	800 METERS	TOTAL POINTS
1	965	Edith Renfro Prairie View TX	918 14.43	795 1.65 5-5	488 9.24 38-3 3/4	869 25.19 ****	732 5.61 18-4.75	473 29.82 97-10	895 2:14.85 ****	5162 MEET RECORD
2	1300	Michelle Parrish Simon Fraser	884 15.29	724 1.59 5-2 1/2	628 11.50 37-8 3/4	787 26.12	677 5.42 17-9.25	532 32.94 108-1	676 2:31.29	4828
3	1271	Sharon Jenson Western Oregon	744 15.76	795 1.65 5-5	518 9.82 32-2 3/4	725 26.84	651 5.33 17-5.75	539 33.28 109-2	812 2:28.85	4784
4	1185	Deb Moore Fort Hayes State KS	756 15.66	621 1.50 4-11	627 11.49 37-8 1/2	656 27.68	587 5.18 16-8.75	669 40.10 131-7	787 2:22.71	4783
5	1283	Leslie Ryman Walsh OH	575 17.19	555 1.44 4-8 1/2	666 12.87 36-3	769 26.33	665 5.38 17-7.75	555 34.14 112-0	799 2:21.81	4584
6	1274	Jenifer Durbin Chadron State NE	811 15.23	523 1.41 4-7 1/2	641 11.70 38-4 3/4	745 26.60	634 5.27 17-3.5	624 37.72 123-9	583 2:39.14	4561
7	1236	Julie Haynes Oklahoma Christian	680 16.28	724 1.59 5-2	554 10.38 34-0 3/4	713 26.98	559 5.80 16-4.75	520 32.30 106-0	805 2:21.34	4555
8	1210	Kari Jacobson Whitworth WA	796 15.35	621 1.50 4-11	482 9.28 38-5 1/2	761 26.42	567 5.83 16-6	439 28.82 91-11	837 2:18.98	4583
9	1250	Jean Kolarik Emporia State KS	642 16.60	655 1.53 5-0	516 9.79 32-0.75	657 27.66	609 5.18 17-0	447 28.44 93-4	811 2:28.92	4337
10	973	Jill Mosley Doane NE	765 15.59	759 1.62 5-3 1/2	493 9.44 38-11.75	659 27.64	540 4.93 16-2	452 28.72 94-3	617 2:36.22	4285
11	1226	Stephany Tiner Oklahoma Baptist	682 16.27	795 1.65 5-5	514 9.77 32-0.75	621 28.13	519 4.85 15-11	544 33.54 110-0	512 2:45.44	4187
12	1038	Amber Tilley Central State OK	535 17.56	491 1.38 4-6	463 8.98 28-2 3/4	713 26.99	660 5.36 17-7	630 38.86 124-10	633 2:34.88	4125
13	1212	Gwen Keiser Whitworth WA	580 17.15	621 1.50 4-11	536 10.10 33-1 3/4	561 28.91	469 4.66 15-3.5	644 38.76 127-2	681 2:30.92	4092
14	1359	Penny Miller Hillsdale MI	765 15.59	759 1.62 5-3 1/2	477 9.79 38-2	683 28.36	350 4.18 13-8.5	427 27.38 89-10	565 2:40.67	3946
	952	Tonya Wesselowski Bethany KS	342 19.53	WITHDREW			****INDIVIDUAL EVENT RECORD			

NAIA NATL OUTDOOR T & F
JAVELIN

RUSSELLVILLE, AR
Division: WOMEN

MAY 21, 1987
EVENT # 41

ENTRANT #	NAME	GR	AFFILIATION	MARK

FINAL RESULTS				
1213	BARB LASHINSKI	Fr	Whitworth WA	1 169-07.0 †
1119	SHANNON GATES	Jr	Southern Oregon State	2 156-07.75
1273	EILEEN VOLPATTI	Sp	Simon Fraser CAN	3 151-10.25
982	PATRICIA PERRY	Jr	Puget Sound WA	4 150-05.75
1081	KIM HALTER	Sp	Linfield OR	5 147-01.5
1203	LEMA LAPOINT	Sr	Mary ND	6 146-03.5
1117	KRIS ETTNER	Sp	Southern Oregon State	7 144-05.25
1212	GWEN KEISER	Sr	Whitworth WA	8 140-05.25
=====				

NAIA NATL OUTDOOR T & F
TRIPLE JUMP

RUSSELLVILLE, AR
Division: WOMEN

MAY 21, 1987
EVENT # 37

ENTRANT #	NAME	GR	AFFILIATION	PLACE	MARK

FINAL RESULTS					
961	MICHELLE NEAL	Sr	Prairie View A&M TX	1	41-03.0 †
1090	DENISE WILLIAMS	Jr	Wayland Baptist TX	2	41-00.25 †
1263	MELODY ROBINSON	Sr	Midland Lutheran NE	3	39-01.25
956	PATTI HARRIS	Sp	Prairie View A&M TX	4	38-00.75
1016	LINDA BROZEK	Jr	Western State CO	5	38-00.25
1097	MONIQUE RYCKMAN	Sr	Northern State SD	6	37-09.25
1079	PATRICIA WISE	Jr	Arkansas Pine Bluff	7	37-09.25
1307	SHELLY BOROVIK	Jr	Western Washington	8	37-07.25
=====					

NAIA NATL OUTDOOR T & F
100 METER

RUSSELLVILLE, AR
Division: WOMEN

MAY 21, 1987
EVENT # 24

ENTRANT #	NAME	GR	AFFILIATION	MARK

FINAL RESULTS				
1158	CAROL BAILEY	Fr	Concordia NE	1 12.00 †
1064	STARLETTE DANIELS	Sr	Wayland Baptist TX	2 12.04 †
1322	HOLLIE WATSON	Sp	Western Washington	3 12.11 †
1062	VICKIE AOKO	Sp	Wayland Baptist TX	4 12.12 †
975	EVAN WILLIAMS	Sr	Prairie View A&M TX	5 12.14 †
951	WANDA CLAY	Sp	Prairie View A&M TX	6 12.15 †
956	PATTI HARRIS	Sp	Prairie View A&M TX	7 12.22 †
1074	MZEAL KYOMO	Sr	Wayland Baptist TX	8 12.32 †
=====				

NAIA NATL OUTDOOR T & F
100 METER HURDLES

RUSSELLVILLE, AR
Division: WOMEN

MAY 21, 1987
EVENT # 25

ENTRANT #	NAME	GR	AFFILIATION	MARK

FINAL RESULTS				
1090	DENISE WILLIAMS	Jr	Wayland Baptist TX	1 13.95
959	LAVONDA LUCKETT	Sr	Prairie View A&M TX	2 14.00
1263	MELODY ROBINSON	Sr	Midland Lutheran NE	3 14.03
1128	DOROTHY YOUNG	Sp	Missouri Baptist	4 14.29
1043	MARTHA HANS	Sr	Siena Heights MI	5 14.39
965	EDITH RENFRO	Jr	Prairie View A&M TX	6 14.51
974	KIMOLYN VANZANT	Sp	Prairie View A&M TX	7 14.74
1198	MICHELLE HOLLAR	Jr	Taylor IN	8 14.95
=====				

NAIA NATL OUTDOOR T & F
MARATHON

RUSSELLVILLE, AR
Division: WOMEN

MAY 21, 1987
EVENT # 43

ENTRANT #	NAME	GR	AFFILIATION	MARK
FINAL RESULTS				
1383	TRACY NELSON	Jr	Winona State MN	1 2:59:44.80
1191	OPBROEK	Jr	Hastings NE	2 3:01:59.98
1116	ELAINE DELSMAN	Fr	Southern Oregon State	3 3:02:28.43
1125	MIRIAM OTTEN	Jr	Missouri Baptist	4 3:13:39.64
1232	WENDY HAGMANN	Sr	North Florida	5 3:14:41.37
968	AMY BAKER	Sp	Doane NE	6 3:17:23.71
1231	KATHY STIRLING	Sp	Biola CA	7 3:28:02.65
1252	AMY POTTER	Sr	Emporia State KS	8 3:28:59.99
1282	JACKIE NOVAK	Jr	Walsh OH	9 3:34:25.83
1046	BECKY KREPS	Jr	Manchester IN	10 3:37:24.84

NAIA NATL OUTDOOR T & F
DISCUS

RUSSELLVILLE, AR
Division: WOMEN

MAY 21, 1987
EVENT # 40

ENTRANT #	NAME	GR	AFFILIATION	MARK
FINAL RESULTS				
1296	BETH STUART	Sr	Kearney State NE	1 166-06.75 *
970	CONNIE HUGEN	Jr	Doane NE	2 158-11.25
1267	CATHY BELCHER	Sp	Simon Fraser CAN	3 151-07.25
958	SHARON HARRISON	Sp	Prairie View A&M TX	4 145-10.75
950	NANCY TALIAFERRO	Fr	Bethany KS	5 141-07.5
985	SUE BRETERNITZ	Fr	Saginaw Valley State MI	6 140-10.75
1382	RACHEL HAMILTON	Jr	Winona State MN	7 140-05.25
1065	MARY FRANCIS	Fr	Wayland Baptist TX	8 139-11.75

NAIA NATL OUTDOOR T & F
3000 METER

RUSSELLVILLE, AR
Division: WOMEN

MAY 21, 1987
EVENT # 31

ENTRANT #	NAME	GR	AFFILIATION	MARK
FINAL RESULTS				
1103	VALERIE HILDEN	Jr	Pacific Lutheran WA	1 9:51.71
1111	MELANIE VENEKAMP	Sr	Pacific Lutheran WA	2 10:04.30
910	DORIS WATSON	Jr	Adams State CO	3 10:08.14
1142	KRISTIN ALIOTO	Fr	Wisconsin-Parkside	4 10:14.93
1048	MEG McELROY	Jr	Manchester IN	5 10:16.40
1311	JENNIFER EASTMAN	Jr	Western Washington	6 10:22.51
1233	KIM JARVIS	Sr	North Florida	7 10:34.85
1147	LAURA KAUFFMAN		Wisconsin-Parkside	8 10:46.65
1087	MARIA NEWCOMER		Findlay OH	
1342	MARGIE SCHWEINERT	Sp	Wisconsin-Milwaukee	

NAIA NATL OUTDOOR T & F
200 METER

RUSSELLVILLE, AR
Division: WOMEN

MAY 21, 1987
EVENT # 26

Records - NAIA MEN : NO MARK
NAIA WOMEN : 23.69 Comfort Igeh Wayland Bapt. TX -86
N/A : NO MARK
N/A : NO MARK

ENTRANT #	NAME	GR	AFFILIATION	PLACE	MARK
-----------	------	----	-------------	-------	------

SEMI RESULTS SECTION # 1

969	JOCELYN TATUM	Jr	Prairie View A&M TX	1	24.02
975	EVAN WILLIAMS	Sr	Prairie View A&M TX	2	24.16
1322	HOLLIE WATSON	Sp	Western Washington	3	24.32
1269	LORI EWING	Jr	Simon Fraser CAN	4	24.51
956	PATTI HARRIS	Sp	Prairie View A&M TX	5	24.55
1074	NZEAL KYOMO	Sr	Wayland Baptist TX	6	24.65
1075	DONITA PERRY	Sr	Wayland Baptist TX	7	24.66
1086	ALTHEA THOMAS	Jr	Wayland Baptist TX	8	24.70

SEMI RESULTS SECTION # 2

1158	CAROL BAILEY	Fr	Concordia NE	1	24.13
951	WANDA CLAY	Sp	Prairie View A&M TX	2	24.51
913	AIRAT BAKARE	Jr	Azusa Pacific CA	3	24.52
1062	VICKIE AOKO	Sp	Wayland Baptist TX	4	24.55
1004	FILIPA SMITH	Sr	Saginaw Valley State MI	5	24.56
1064	STARLETTE DANIELS	Sr	Wayland Baptist TX	6	24.88
1071	COMFORT IGEH	Jr	Wayland Baptist TX	7	25.38
1399	DENISE BULLOCKS	Sr	Chicago State IL	8	26.08

NAIA NATL OUTDOOR T & F
400 METER Relay
ENTRANT # NAME

RUSSELLVILLE, AR
Division: WOMEN

MAY 21, 1987
EVENT # 34

GR AFFILIATION MARK

FINAL RESULTS

976	/PRAIRIE VIEW A&M	Prairie View A&M TX	1	45.55
1091	/WAYLAND BAPTIST	Wayland Baptist TX	2	45.92
1007	/SAGINAW VALLEY STAT	Saginaw Valley State MI	3	47.12
1348	/WI-MILWAUKEE	Wisconsin-Milwaukee	4	47.50
937	/AZUSA PACIFIC	Azusa Pacific CA	5	47.85
916	/MALONE COLLEGE	Malone OH	6	48.18
1080	/ARKANSAS PINE BLUFF	Arkansas Pine Bluff	7	48.35
1244	/NORTHWOOD INSTITUTE	Northwood Institute MI	8	NO MARK

NAIA NATL OUTDOOR T & F
1500 METER

RUSSELLVILLE, AR
Division: WOMEN

MAY 21, 1987
EVENT # 30

ENTRANT # NAME GR AFFILIATION MARK

FINAL RESULTS

1272	LEAH PELLIS	Jr Simon Fraser CAN	1	4:18.14	*
1035	TERESA LLOYD	Sr Jamestown ND	2	4:24.06	
1149	MICHELLE MARTER	Jr Wisconsin-Parkside	3	4:24.53	
1295	DONNA SPICKELMIER	Sp Kearney State NE	4	4:27.12	
1018	LORI MORENO	Sr Western State CO	5	4:28.98	
1343	AMY SIMONSON	Sr Wisconsin-Milwaukee	6	4:29.01	
972	CATHY TAYLOR	Sr Prairie View A&M TX	7	4:29.05	
1146	JILLEEN FOBAIR	Jr Wisconsin-Parkside	8	4:45.60	
1085	JOELLEN KARST	Fr Huntington IN	9	4:47.62	
1109	SHANNON RYAN	Sr Pacific Lutheran WA	10	4:50.89	
1048	MEG McELROY	Jr Manchester IN	11	4:54.17	
1131	MELYNDA DAVIS	Fr Harding AR	12	NO MARK	

NAIA NATL OUTDOOR T & F
400 HURDLES

RUSSELLVILLE, AR
Division: WOMEN

MAY 21, 1987
EVENT # 28

ENTRANT # NAME GR AFFILIATION MARK

FINAL RESULTS

959	LAVONDA LUCKETT	Sr Prairie View A&M TX	1	57.39	*
965	EDITH RENFRO	Jr Prairie View A&M TX	2	58.45	
1344	FELICIA SUTTON	Sr Wisconsin-Milwaukee	3	1:01.31	
977	MARY KUSLER	Sp Puget Sound WA	4	1:01.63	
1310	KRISTINE DUNN	Sr Western Washington	5	1:01.86	
1181	JENIFER TURNER	Sr Kennesaw GA	6	1:02.05	
1345	ANN THOMAS	Sr Wisconsin-Milwaukee	7	1:03.23	
1019	KELLEY SMOOTE	Sr Western State CO	8	1:03.35	

NAIA NATL OUTDOOR T & F
800 METER

RUSSELLVILLE, AR
Division: WOMEN

MAY 21, 1987
EVENT # 29

ENTRANT # NAME GR AFFILIATION MARK

FINAL RESULTS

972	CATHY TAYLOR	Sr	Prairie View A&M TX	1	2:06.57
1035	TERESA LLOYD	Sr	Jamestown MD	2	2:10.11
1040	SARAH HIETT		Wisconsin-Parkside	3	2:10.27
980	KATHY WAGGONER	Sp	Doane NE	4	2:11.02
1338	ANNE HILLS	Jr	Wisconsin-Milwaukee	5	2:11.23
1384	JACKIE ABERS	Sr	Moorhead State MN	6	2:12.25
1015	CORINNE BEHREND		Western State CO	7	2:15.67
1017	LISA FITZGERALD	Sp	Western State CO	8	2:19.66

200

NAIA NATL OUTDOOR T & F
ENTRANT # NAME

RUSSELLVILLE, AR
Division: WOMEN

MAY 21, 1987
EVENT # 26

GR AFFILIATION MARK

FINAL RESULTS

1158	CAROL BAILEY	Fr	Concordia NE	1	23.93
969	JOCELYN TATUM	Jr	Prairie View A&M TX	2	24.02
975	EVAN WILLIAMS	Sr	Prairie View A&M TX	3	24.43
1322	HOLLIE WATSON	Sp	Western Washington	4	24.45
1062	VICKIE AOKO	Sp	Wayland Baptist TX	5	24.72
1269	LORI EWING	Jr	Simon Fraser CAN	6	24.87
913	AIRAT BAKARE	Jr	Azusa Pacific CA	7	25.18
951	WANDA CLAY	Sp	Prairie View A&M TX	8	25.37

NAIA NATL OUTDOOR T & F
400 METER

RUSSELLVILLE, AR
Division: WOMEN

MAY 21, 1987
EVENT # 27

ENTRANT # NAME GR AFFILIATION MARK

FINAL RESULTS

1399	DENISE BULLOCKS	Sr	Chicago State IL	1	55.21
1242	CICILIE MURDOCK	Sr	Northwood Institute MI	2	55.36
913	AIRAT BAKARE	Jr	Azusa Pacific CA	3	55.80
1086	ALTHEA THOMAS	Jr	Wayland Baptist TX	4	55.88
1066	MADIE CHUNN	Fr	Arkansas Pine Bluff	5	56.17
969	JOCELYN TATUM	Jr	Prairie View A&M TX	6	56.73
1075	DOMITA PERRY	Sr	Wayland Baptist TX	7	58.97
1067	REATER GOSTON	Jr	Wayland Baptist TX	8	59.06

NAIA NATL OUTDOOR T & F
5000 METER

RUSSELLVILLE, AR
Division: WOMEN

MAY 21, 1987
EVENT # 32

ENTRANT # NAME GR AFFILIATION MARK

FINAL RESULTS

1402	LORIE MORENO		Western State CO	1	17:01.2
1362	GINA VANLAAR	Jr	Hillsdale MI	2	17:04.9
1258	KARLA CHRISTENSEN	Jr	Midland Lutheran NE	3	17:11.4
1320	GENEVIE PFUELLER	Jr	Western Washington	4	17:16.4
1168	MARGUERITE SKELLO	Jr	Malone OH	5	17:22.7
1377	KIM BURKE	Sr	Central Washington	6	17:27.9
1108	KATHY NICHOLS	Sr	Pacific Lutheran WA	7	17:36.1
1103	VALERIE HILDEN	Jr	Pacific Lutheran WA	8	17:39.2
909	JANE REAVES	Jr	Adams State CO	9	17:57.1
1135	BRENDA MIHALICZ	Sr	Minot State ND	10	18:08.4
1111	MELANIE VENEKAMP	Sr	Pacific Lutheran WA	11	18:09.3
910	DORIS WATSON	Jr	Adams State CO	12	18:19.4

NAIA NATL OUTDOOR T & F
1600 METER Relay

RUSSELLVILLE, AR
Division: WOMEN

MAY 21, 1987
EVENT # 35

ENTRANT # NAME

GR AFFILIATION

MARK

FINAL RESULTS

976 /PRAIRIE VIEW A&M Prairie View A&M TX 1 3:41.1

922 /NORTHWESTERN COLLEG Northwestern College IA 2 3:48.4

937 /AZUSA PACIFIC Azusa Pacific CA 3 3:48.4

1348 /WI-MILWAUKEE Wisconsin-Milwaukee 4 3:49.5

1244 /NORTHWOOD INSTITUTE Northwood Institute MI 5 3:50.8

1080 /ARKANSAS PINE BLUFF Arkansas Pine Bluff 6 3:50.9

1091 /WAYLAND BAPTIST Wayland Baptist TX 7 3:55.4

1157 /WISCONSIN-PARKSIDE Wisconsin-Parkside 8 3:59.8

=====

DAY 1

THURSDAY, MAY 21, 1987

**WOMEN'S DIVISION
OPENING DAY
HEAT SHEETS**

**NAIA National Outdoor
Track and Field Championships
Russellville, Arkansas**

36TH ANNUAL MEN'S & 7TH ANNUAL WOMEN'S
NAIA NATIONAL OUTDOOR TRACK & FIELD CHAMPIONSHIPS
MAY 21-23, 1987

AT RUSSELLVILLE HIGH SCHOOL - SPONSORED BY ARKANSAS TECH AND THE RUSSELLVILLE CHAMBER OF COMMERCE

TENTATIVE SCHEDULE OF EVENTS

THURSDAY, MAY 21, 1986

8:45 a.m. Heptathlon (100.-H.J.-S.P.
200 Women
9:00 a.m. Decathlon (100m-L.J.-S.P.-H.J.
400) Men

FIELD EVENTS

3:30 p.m. Hammer-Men-Trials & FINALS
3:30 p.m. Long Jump-Women-Trials & FINALS
4:00 p.m. Shot Put-Women-Trials & FINALS
4:00 p.m. Javelin-Men-Trials & FINALS
6:00 p.m. Long Jump-Men-Trials & FINALS

RUNNING EVENTS

4:30 p.m. Steeplechase-Men-Trials
5:00 p.m. Sprint Medley Relay-Women-Trials
5:15 p.m. 400m Relay-Men-Trials
5:30 p.m. 1500m-Women-Trials
5:50 p.m. 1500-Men-Trials
6:10 p.m. OPENING CEREMONIES
6:30 p.m. 100m Hurdles-Women-Trials
6:50 p.m. 110 Hurdles-Men-Trials
7:10 p.m. 400m-Women-Trials
7:25 p.m. 400m-Men-Trials
7:40 p.m. 100m-Women-Trials
7:55 p.m. 100m-Men-Trials
8:10 p.m. 800m-Women-Trials
8:30 p.m. 800m-Men-Trials
8:50 p.m. 200m-Women-Trials
9:05 p.m. 200m-Men-Trials
9:20 p.m. 400m Hurdles-Women-Trials
9:35 p.m. 400m Hurdles-Men-Trials
9:55 p.m. Sprint Medley Relay-Women-FINALS
10:05 p.m. 10,000m-Men-FINALS
10:40 p.m. 10,000m-Women-FINALS

FRIDAY, MAY 23, 1986

8:30 a.m. Decathlon (110 HH, DT, PV, JT,
1500-Men
8:30 a.m. Heptathlon (LJ, JT, 800)-Women

FIELD EVENTS

2:00 p.m. High Jump-Women-Trials & FINALS
3:00 p.m. Javelin-Women-Trials & FINALS
3:00 p.m. Triple Jump-Women-Trial & FINALS
5:00 p.m. Shot Put-Men-Trials & FINALS
6:00 p.m. Triple Jump-Men-Trials & FINALS



FRIDAY, MAY 22, 1987

RUNNING EVENTS

3:30 p.m. 100m Hurdles-Women-Semis
3:50 p.m. 110 Hurdles-Men-Semis
4:10 p.m. 100m-Women-Semis
4:25 p.m. 100m-Men-Semis
4:40 p.m. 400m-Women-Semis
4:55 p.m. 400m-Men-Semis
5:15 p.m. 800m-Women-Semis
5:30 p.m. 800m-Men-Semis
5:45 p.m. 400 Relay-Women-Semis
6:00 p.m. 400 Relay-Men-Semis
6:20 p.m. OPENING CEREMONIES
6:40 p.m. 100m-Hurdles-Women-FINALS
6:50 p.m. 110 Hurdles-Men-FINALS
7:00 p.m. 400m Hurdles-Women-Semis
7:20 p.m. 400m Hurdles-Men-Semis
7:40 p.m. 100m-Women-FINALS
7:50 p.m. 100m-Men-FINALS
8:00 p.m. AWARDS
8:30 p.m. 5000m-Women-Semis
8:55 p.m. 5000m-Men-Semis
9:30 p.m. 4x400m Relay-Women-Trials
9:50 p.m. 4x400m Relay-Men-Trials
10:10 p.m. 10,000m Walk-Men-FINALS

SATURDAY, MAY 23, 1987

FIELD EVENTS

1:30 p.m. High Jump-Men-FINALS
2:00 p.m. Discus-Women-Trials & FINALS
2:00 p.m. Pole Vault-Men-FINALS
4:00 p.m. Discus-Men-Trials & FINALS

RUNNING EVENTS

6:00 a.m. Marathon-Men & Women-FINALS
5:10 p.m. OPENING CEREMONIES
5:30 p.m. 3000 Women-FINALS
5:45 p.m. 3000 Steeplechase-Men-FINALS
6:00 p.m. 4x100 Relay-Women-FINALS
6:10 p.m. 4x100 Relay-Men-FINALS
6:20 p.m. 1500m-Women-FINALS
6:30 p.m. 1500m-Men-FINALS
6:40 p.m. 200m-Women-Semis
6:55 p.m. 200m-Men-Semis
7:15 p.m. 400m Hurdles-Women-FINALS
7:25 p.m. 400m Hurdles-Men-FINALS
7:30 p.m. 400m-Women-FINALS
7:45 p.m. 400m-Men-FINALS
7:55 p.m. 800m-Women-FINALS
8:05 p.m. 800m-Men-FINALS
8:15 p.m. 200m-Women-FINALS
8:25 p.m. 200 Men-FINALS
8:30 p.m. AWARDS
9:00 p.m. 5000m-Women-FINALS
9:20 p.m. 5000m-Men-FINALS
9:50 p.m. 4x400 Relay-Women-FINALS
10:00 p.m. 4x400 Relay-Men-FINALS
10:05 p.m. CLOSING TEAM AWARDS

HEPTATHLON HEAT SHEET NAIA NATIONAL CHAMPIONSHIP

FIRST DAY

100 Hurdles Heat 1

Lane

1	Stephany Tiner	Oklahoma Baptist
2	Penny Miller	Hillsdale, MI
3	Jean Kolarik	Emporia State, KS
4	Kelly Cox	Missouri Baptist
5	Kari Jacobson	Whitworth, WA
6	Tonya Wesselowski	Bethany, KS
7	Michelle Parrish	Simon Fraser
8	Jill Mosley	Doane, NE

Heat 2

Lane

1	Jennifer Durbin	Chadron State, NE
2	Deb Moore	Ft. Hays State, KS
3	Amber Tilley	Central State, OK
4	Gwen Keiser	Whitworth, WA
5	Edith Renfro	Prairie View, TX
6	Julie Haynes	Oklahoma Christian, OK
7	Leslie Ryman	Walsh, OH
8	Sharon Jenson	Western Oregon

High Jump

1	Jill Mosley	Doane, NE
2	Jennifer Durbin	Chadron State, NE
3	Stephanie Tiner	Okla. Baptist
4	Jean Kolarik	Emporia State
5	Penny Miller	Hillsdale
6	Michele Parrish	Simon Fraser
7	Julie Haynes	Okla. Christian
8	Sharon Jenson	Western Oregon
9	Tonya Wesselowski	Bethany, KS
10	Amber Tilley	Central State, OK
11	Leslie Ryman	Walsh, OH
12	Gwen Keiser	Whitworth, WA
13	Edith Renfro	Prairie View, TX
14	Kari Jacobson	Whitworth, WA
15	Deb Moore	Chadron State
16	Kelly Cox	Missouri Baptist

Shot

1	Gwen Keiser	Whitworth, WA
2	Julie Haynes	Okla. Christian
3	Jill Mosley	Doane, NE
4	Kelly Cox	Missouri Baptist
5	Jennifer Durbin	Chadron State, NE
6	Penny Miller	Hillsdale, MI
7	Edith Renfro	Prairie View, TX
8	Tonya Wesselowski	Bethany, KS
9	Stephanie Tiner	Okla. Baptist

Javelin

1	Amber Tilley	Central State, OK
2	Julie Haynes	Okla. Christian
3	Edith Renfro	Prairie View, TX
4	Kari Jacobson	Whitworth, WA
5	Jennifer Durbin	Chadron State, NE
6	Gwen Keiser	Whitworth, WA
7	Sharon Jenson	Western Oregon
8	Penny Miller	Hillsdale, MI
9	Kelly Cox	Missouri Baptist
10	Jill Mosley	Doane, NE
11	Tonya Wesselowski	Bethany, KS
12	Jean Kolarik	Emporia State, KS
13	Deb Moore	Ft. Hays State, KS
14	Leslie Ryman	Walsh, OH
15	Michele Parrish	Simon Fraser
16	Stephanie Tiner	Okla. Baptist

800 M TO BE HEATED AT TIME OF RACE

LONG JUMP
PRELIM #3

ENTRANT #	NAME	GR AFFILIATION	PREV. MARK	POSITION	PLACE	MARK
				1	-----	-----
1181	JENIFER TURNER	Sr Kennesaw GA	18-07.5	2	-----	-----
1079	PATRICIA WISE	Jr Arkansas Pine Bluff	18-07.5	3	-----	-----
1333	KAREN BAUER	Jr Wisconsin-Milwaukee	18-04.25	4	-----	-----
1097	MONIQUE RYCKMAN	Sr Northern State SD	17-10.0	5	-----	-----
1070	PENNY GRIFFIN	Sr Wayland Baptist TX	18-10.25	6	-----	-----
				7	-----	-----

PRELIM #4

ENTRANT #	NAME	GR AFFILIATION	PREV. MARK	POSITION	PLACE	MARK
				1	-----	-----
1136	BETH NELSON	Sp Minot State ND	18-01.25	2	-----	-----
1334	CATHY DAVIS	Fr Wisconsin-Milwaukee	19-04.25	3	-----	-----
974	KINGLYN VANZANT	Sp Prairie View A&M TX	19-07.0	4	-----	-----
1093	DEBRA CUNNINGHAM	Sp South Dakota Tech	17-03.0	5	-----	-----
1219	D'ANDREA GADBERRY	Jr Tarleton State TX	17-07.0	6	-----	-----
				7	-----	-----

PRELIM #5

ENTRANT #	NAME	GR AFFILIATION	PREV. MARK	POSITION	PLACE	MARK
				1	-----	-----
				2	-----	-----
	YNDA WILSON	Fr Saginaw Valley State MI	18-05.0	3	-----	-----
1211	KRISTI RYLAND	Jr Kearney State NE	18-02.75	4	-----	-----
1306	DANA WALKER	Kansas Wesleyan KS	19-01.0	5	-----	-----
961	MICHELLE NEAL	Sr Prairie View A&M TX	20-05.0	6	-----	-----
				7	-----	-----

SHOT PUT, WOMEN
NAIA NATL OUTDOOR T & F

PRELIM # 3
RUSSELLVILLE, AR

EVENT # 42
MAY 21, 1987

05-20-1987--12:58:07

Schedule - Prelim:

Semi:

Final: 4:00PM-THURSDAY

Records - NAIA MEN : NO MARK
NAIA WOMEN : 50-04.0
N/A : NO MARK
N/A : NO MARK

Sharon Harrison

Prairie V. A&M TX-86

3 FLIGHTS OF 6; QUALIFY 8 TO FINALS

ENTRANT #	NAME	GR	AFFILIATION	PREV. MARK	POSITION	PLACE	MARK
					1	-----	-----
985	SUE BRETERNITZ	Fr	Saginaw Valley State MI	41-11.0	2	-----	-----
958	SHARON HARRISON	Sp	Prairie View A&M TX	45-11.0	3	-----	-----
957	LINDA CROUCH	Sr	Spring Arbor MI	42-02.0	4	-----	-----
1051	JACKIE MEINDERS	Sr	Manchester IN	41-06.0	5	-----	-----
1382	RACHEL HAMILTON	Jr	Winona State MN	42-00.5	6	-----	-----
1159	KAREN BROOKENS	Sr	Concordia NE	45-08.5	7	-----	-----
					8	-----	-----

EVENT OFFICIAL

TITLE

WIND READING: -----

SPRINT MEDLEY RELAY, WOMEN
NAIA NATL OUTDOOR T & F

PRELIM # 2
RUSSELLVILLE, AR

EVENT # 36
MAY 21, 1987

05-20-1987--12:15:27

Schedule - Prelim: 5:00PM-THURSDAY

Semi:

Final: 9:55PM-THURSDAY

Records - NAIA MEN : NO MARK
NAIA WOMEN : 1:39.32
N/A : NO MARK
N/A : NO MARK

Prairie View A&M TX 1982

1 HEAT OF 8; 1 HEAT OF 7; TOP 2 EACH HEAT PLUS NEXT 4 FASTEST ADVANCE

ENTRANT #	NAME	GR AFFILIATION	PREV. MARK	POSITION	PLACE	MARK
1157	/WISCONSIN-PARKSIDE	Wisconsin-Parkside	1:49.04	1	-----	-----
1091	/WAYLAND BAPTIST	Wayland Baptist TX	1:46.20	2	-----	-----
937	/AZUSA PACIFIC	Azusa Pacific CA	1:47.86	3	-----	-----
1080	/ARKANSAS PINE BLUFF	Arkansas Pine Bluff	1:46.31	4	-----	-----
938	/PITTSBURG STATE UNI	Pittsburg State KS	1:49.24	5	-----	-----
1266	/MIDLAND LUTHERAN	Midland Lutheran NE	1:52.99	6	-----	-----
1299	/KEARNEY STATE	Kearney State NE	1:47.59	7	-----	-----
1189	/FORT HAYS ST. UNIV	Fort Hays State KS	1:51.94	8	-----	-----

EVENT OFFICIAL

TITLE

WIND READING: -----

100 METER HURDLES, WOMEN
NAIA NATL OUTDOOR T & F

PRELIM # 1
RUSSELLVILLE, AR

EVENT # 25
MAY 21, 1987

05-20-1987--11:08:29

Schedule - Prelim: 6:30PM-THURSDAY

Semi: 3:30PM-FRIDAY

Final: 6:40PM-FRIDAY

Records - NAIA MEN : NO MARK
NAIA WOMEN : 13.71
N/A : NO MARK
N/A : NO MARK

Brenda Jarvis

Adams State CO -85

2 HEATS OF 7; 1 HEAT OF 6; TOP 5 EACH HEAT ADVANCE

ENTRANT #	NAME	GR AFFILIATION	PREV. MARK	POSITION	PLACE	MARK
965	EDITH RENFRO	Jr Prairie View A&M TX	14.14	1	-----	-----
959	LAVONDA LUCKETT	Sr Prairie View A&M TX	13.70	2	-----	-----
925	TRACY IVY	Jr Pittsburg State KS	14.84	3	-----	-----
1180	GENELL HOBBS	Fr Harris Stowe State MO	15.24	4	-----	-----
1073	SONIA HARRIS	Jr Arkansas Pine Bluff	14.74	5	-----	-----
1185	DEB MOORE	Sr Fort Hays State KS	15.34	6	-----	-----
1128	DOROTHY YOUNG	Sp Missouri Baptist	14.25	7	-----	-----
				8	-----	-----

PRELIM #2

ENTRANT #	NAME	GR AFFILIATION	PREV. MARK	POSITION	PLACE	MARK
1198	MICHELLE HOLLAR	Jr Taylor IN	14.70	1	-----	-----
1263	MELODY ROBINSON	Sr Midland Lutheran NE	14.08	2	-----	-----
1059	TERRI BANKS	Fr Arkansas Pine Bluff	14.94	3	-----	-----
1186	GAY RANKIN	Sr Fort Hays State KS	16.04	4	-----	-----
977	MARY KUSLER	Sp Puget Sound WA	15.24	5	-----	-----
974	KIMOLYN VANZANT	Sp Prairie View A&M TX	13.70	6	-----	-----
1043	MARTHA HANS	Sr Siena Heights MI	14.30	7	-----	-----
				8	-----	-----

400 METER, WOMEN
NAIA NATL OUTDOOR T & F

PRELIM # 1
RUSSELLVILLE, AR

EVENT # 27
MAY 21, 1987

05-20-1987--11:14:57

Schedule - Prelim: 7:10PM-THURSDAY

Semi: 4:40PM-FRIDAY

Final: 7:30PM-SATURDAY

Records - NAIA MEN : NO MARK
NAIA WOMEN : 51.83
N/A : NO MARK
N/A : NO MARK

Airat Bakare

Azusa Pacific CA -86

3 HEATS OF 6; ONE OF 7; TOP 4 EACH HEAT TO SEMIS

ENTRANT #	NAME	GR	AFFILIATION	PREV. MARK	POSITION	PLACE	MARK
913	AIRAT BAKARE	Jr	Azusa Pacific CA	53.64	1	-----	-----
1176	KIM HALLER	Jr	Mid-America Nazarene KS	59.25	2	-----	-----
1165	KATHY RANDOLPH	Jr	Malone OH	58.23	3	-----	-----
1067	REATER GOSTON	Jr	Wayland Baptist TX	56.81	4	-----	-----
1218	RANA COX	Sp	Tarleton State TX	1:00.01	5	-----	-----
1022	SONDRA ELLIS	Jr	Park MO	58.06	6	-----	-----
1075	DONITA PERRY	Sr	Wayland Baptist TX	56.64	7	-----	-----
					8	-----	-----

PRELIM #2

ENTRANT #	NAME	GR	AFFILIATION	PREV. MARK	POSITION	PLACE	MARK
					1	-----	-----
1161	KELLY GEISER	Fr	Malone OH	58.01	2	-----	-----
971	GINA JOCHIM	Jr	Doane NE	58.45	3	-----	-----
1399	DENISE BULLOCKS	Sr	Chicago State IL	55.01	4	-----	-----
1012	FELICIA PLAYER		Southern New Orleans LA	59.11	5	-----	-----
1372	SUE JOHNSON	Jr	Besidji State MN	57.13	6	-----	-----
1298	BETH WILSON	Sr	Kearney State NE	56.54	7	-----	-----
					8	-----	-----

100 METER, WOMEN
NAIA NATL OUTDOOR T & F

PRELIM # 1
RUSSELLVILLE, AR

EVENT # 24
MAY 21, 1987

05-20-1987--11:00:18

Schedule - Prelim: 7:40PM-THURSDAY

Semi: 4:10PM-FRIDAY

Final: 7:40PM-FRIDAY

Records - NAIA MEN : NO MARK
NAIA WOMEN : 11.68
N/A : NO MARK
N/A : NO MARK

DELETE
Comfort Igeh

DELETE
Wayland Bapt. TX -86

3 HEATS OF 7; 1 HEAT OF 6; TOP 4 EACH HEAT ADVANCE

ENTRANT #	NAME	GR AFFILIATION	PREV. MARK	POSITION	PLACE	MARK
1033	LISA HARRIS	Fr Paul Quinn TX	12.24	1	-----	-----
1071	COMFORT IGEH	Jr Wayland Baptist TX	11.94	2	-----	-----
1074	NZEAL KYOMO	Sr Wayland Baptist TX	11.64	3	-----	-----
997	DONNA PORTER	Fr Goshen IN	12.49	4	-----	-----
1179	PHEBE WASHINGTON	Fr Missouri Valley MO	12.44	5	-----	-----
975	EVAN WILLIAMS	Sr Prairie View A&M TX	12.24	6	-----	-----
1062	VICKIE AOKO	Sp Wayland Baptist TX	11.94	7	-----	-----
				8	-----	-----

PRELIM #2

ENTRANT #	NAME	GR AFFILIATION	PREV. MARK	POSITION	PLACE	MARK
1322	HOLLIE WATSON	Sp Western Washington	11.93	1	-----	-----
1170	TRACIE STEVENSON	Fr Malone OH	12.14	2	-----	-----
1158	CAROL BAILEY	Fr Concordia NE	11.70	3	-----	-----
1379	ANGELA WRIGHT	Sr Central Washington	12.36	4	-----	-----
951	WANDA CLAY	Sp Prairie View A&M TX	11.97	5	-----	-----
1036	DEBORAH HUGHES	Fr Paul Quinn TX	12.24	6	-----	-----
1304	SHERON WEGENER	Jr Western Oregon State	12.52	7	-----	-----
				8	-----	-----

800 METER, WOMEN
NAIA NATL OUTDOOR T & F

PRELIM # 1
RUSSELLVILLE, AR

EVENT # 29
MAY 21, 1987

05-20-1987--11:18:53

Schedule - Prelim: 8:10PM-THURSDAY

Semi: 5:15PM-FRIDAY

Final: 7:55PM-SATURDAY

Records - NAIA MEN : NO MARK

NAIA WOMEN : 2:03.89

N/A : NO MARK

N/A : NO MARK

Britt McRoberts

Simon Fraser BC - 86

3 HEATS OF 6; TOP 5 EACH HEAT TO SEMIS

ENTRANT #	NAME	GR	AFFILIATION	PREV. MARK	POSITION	PLACE	MARK
					1	-----	-----
1015	CORINNE BEHREND		Western State CO	2:14.14	2	-----	-----
955	ESTHER MAHR	Sr	Cedarville OH	2:17.02	3	-----	-----
1105	MINTA HISLEY	Jr	Pacific Lutheran WA	2:13.74	4	-----	-----
1237	LINDA PRYOR	Jr	Oklahoma Christian	2:25.44	5	-----	-----
1279	DEB SPICKLEMIER	Sp	Chadron State NE	2:14.89	6	-----	-----
972	CATHY TAYLOR	Sr	Prairie View A&M TX	2:06.14	7	-----	-----
					8	-----	-----

PRELIM #2

ENTRANT #	NAME	GR	AFFILIATION	PREV. MARK	POSITION	PLACE	MARK
					1	-----	-----
1035	TERESA LLOYD	Sr	Jamestown ND	2:12.94	2	-----	-----
1017	LISA FITZGERALD	Sp	Western State CO	2:14.14	3	-----	-----
1040	SARAH HIETT		Wisconsin-Parkside	2:09.31	4	-----	-----
1295	DONNA SPICKELMIER	Sp	Kearney State NE	2:17.36	5	-----	-----
1150	NANCY HARTER	Sp	Wisconsin-Parkside	2:14.84	6	-----	-----
964	BELINDA SILLS	Fr	Cedarville OH	2:25.24	7	-----	-----
					8	-----	-----

200 METER, WOMEN
NAIA NATL OUTDOOR T & F

PRELIM # 1
RUSSELLVILLE, AR

EVENT # 26
MAY 21, 1987

05-20-1987--11:09:56

Schedule - Prelim: 8:50PM-THURSDAY

Semi: 6:40PM-SATURDAY

Final: 8:15PM-SATURDAY

Records - NAIA MEN : NO MARK
NAIA WOMEN : 23.69
N/A : NO MARK
N/A : NO MARK

Comfort Igeh

Wayland Bapt. TX -86

4 HEATS OF 8; TOP 4 EACH HEAT ADVANCE

ENTRANT #	NAME	GR	AFFILIATION	PREV. MARK	POSITION	PLACE	MARK
997	DONNA PORTER	Fr	Goshen IN	27.21	1	-----	-----
1071	COMFORT IGEH	Jr	Wayland Baptist TX	24.94	2	-----	-----
1074	NZEAL KYOMO	Sr	Wayland Baptist TX	24.34	3	-----	-----
1060	PAULETTE BELL	Jr	Arkansas Pine Bluff	23.83	4	-----	-----
1095	KARI JOHNSON	Fr	Northern State SD	25.66	5	-----	-----
1179	PHEBE WASHINGTON	Fr	Missouri Valley MO	25.64	6	-----	-----
975	EVAN WILLIAMS	Sr	Prairie View A&M TX	24.94	7	-----	-----
1322	HOLLIE WATSON	Sp	Western Washington	24.39	8	-----	-----

Prelim #2

ENTRANT #	NAME	GR	AFFILIATION	PREV. MARK	POSITION	PLACE	MARK
1063	MARCIA BROWN	Jr	Wayland Baptist TX	25.12	1	-----	-----
1304	SHERON WEGENER	Jr	Western Oregon State	25.57	2	-----	-----
956	PATTI HARRIS	Sp	Prairie View A&M TX	24.94	3	-----	-----
1269	LORI EWING	Jr	Simon Fraser CAN	24.45	4	-----	-----
1176	KIM HALLER	Jr	Mid-America Nazarene KS	26.44	5	-----	-----
918	PAULA TRUESDALE	Fr	Northwestern College IA	25.84	6	-----	-----
969	JOCELYN TATUM	Jr	Prairie View A&M TX	23.84	7	-----	-----
1086	ALTHEA THOMAS	Jr	Wayland Baptist TX	24.14	8	-----	-----

400 HURDLES, WOMEN
NAIA NATL OUTDOOR T & F

PRELIM # 1
RUSSELLVILLE, AR

EVENT # 28
MAY 21, 1987

05-20-1987--11:16:30

Schedule - Prelim: 9:20PM-THURSDAY

Semi: 7:00PM-FRIDAY

Final: 7:15PM-SATURDAY

Records - NAIA MEN : NO MARK
NAIA WOMEN : 57.99
N/A : NO MARK
N/A : NO MARK

Lavonda Lockett

Prairie V. A&M TX-86

TWO HEATS OF 6; ONE HEAT OF 7; TOP 5 EACH HEAT ADVANCE

ENTRANT #	NAME	GR	AFFILIATION	PREV. MARK	POSITION	PLACE	MARK
1054	MEGAN FULLER	Sp	Westmont CA	1:03.24	1	-----	-----
959	LAVONDA LUCKETT	Sr	Prairie View A&M TX	58.29	2	-----	-----
1225	TRACY LONG		Anderson IN	1:04.86	3	-----	-----
1042	AMY SPARROW	Jr	Jamestown ND	1:05.94	4	-----	-----
954	SHELLY FRATUS	Jr	Cedarville OH	1:04.84	5	-----	-----
1181	JENIFER TURNER	Sr	Kennesaw GA	1:06.15	6	-----	-----
1345	ANN THOMAS	Sr	Wisconsin-Milwaukee	1:03.32	7	-----	-----
					8	-----	-----

PRELIM #2

ENTRANT #	NAME	GR	AFFILIATION	PREV. MARK	POSITION	PLACE	MARK
					1	-----	-----
977	MARY KUSLER	Sp	Puget Sound WA	1:03.02	2	-----	-----
1198	MICHELLE HOLLAR	Jr	Taylor IN	1:05.84	3	-----	-----
930	KIM PETWAY	Fr	Azusa Pacific CA	1:04.65	4	-----	-----
965	EDITH RENFRO	Jr	Prairie View A&M TX	58.61	5	-----	-----
1019	KELLEY SHOOTE	Sr	Western State CO	1:03.54	6	-----	-----
1178	ANGELA FRANKLIN	Fr	Missouri Valley MO	1:04.94	7	-----	-----
					8	-----	-----

10,000 METER, WOMEN
NAIA NATL OUTDOOR T & F

FINAL
RUSSELLVILLE, AR

EVENT # 33
MAY 21, 1987

05-20-1987--13:39:46

Schedule - Prelim:

Seai:

Final: 10:40P-THURSDAY

Records - NAIA MEN : NO MARK
NAIA WOMEN : 35:06.51
N/A : NO MARK
N/A : NO MARK

Erin Gillespie

Hillsdale MI -86

FINAL ONLY

ENTRANT #	NAME	GR AFFILIATION	PREV. MARK	POSITION	PLACE	MARK
1403	SHARI PAOLUCCI	Jr Southern Colorado	40:02.12	1	-----	-----
981	MOLLY OSTLUND	Sr Puget Sound WA	37:26.94	2	-----	-----
1261	YVONNE HOLLMANN	Fr Midland Lutheran NE	37:48.54	3	-----	-----
1253	TRUDY SEARCY	Sp Emporia State KS	37:49.14	4	-----	-----
1354	ERIN GILLESPIE	Sp Hillsdale MI	35:09.64	5	-----	-----
1317	DOLORES MONTGOMERY	Sr Western Washington	38:51.14	6	-----	-----
1383	TRACY NELSON	Jr Winona State MN	37:18.14	7	-----	-----
1381	DEANNA YOUNG	School of the Ozarks MO	38:53.14	8	-----	-----
1108	KATHY NICHOLS	Sr Pacific Lutheran WA	37:11.34	9	-----	-----
1248	MARY GRIEBEL	Jr Emporia State KS	37:12.14	10	-----	-----
1102	KATHY HERZOG	Sr Pacific Lutheran WA	38:12.64	11	-----	-----
1112	ERIN WICKHAM	Sr Pacific Lutheran WA	37:44.09	12	-----	-----
1200	JODI WILLIAMSON	Sr Taylor IN	37:41.54	13	-----	-----
1254	SWAN STINE	Sp Emporia State KS	36:53.44	14	-----	-----
988	TAMNEY KERN	Fr Flagler FL	38:20.74	15	-----	-----
1325	KATHY BOONE	Jr Southwestern KS	38:25.54	16	-----	-----
1258	KARLA CHRISTENSEN	Jr Midland Lutheran NE	38:56.72	17	-----	-----
1297	PAULA WEST	Sp Kearney State NE	39:09.64	18	-----	-----

EVENT OFFICIAL

TITLE

WIND READING: _____

DAY 2

FRIDAY, MAY 22, 1987

**WOMEN'S DIVISION
SECOND DAY
HEAT SHEETS & RESULTS**

**NAIA National Outdoor
Track and Field Championships
Russellville, Arkansas**

We will recognize returning champions (outdoor only) on Friday during opening ceremonies. Please have your athletes report by 6:15 PM to the GATE AT THE NORTH END, by the concession stand.

RETURNING CHAMPIONS * NAIA NATIONAL CHAMPIONSHIPS 1987

MEN

100M	Patrick Nwankno	Azusa Pacific, CA	1986
110M Hurdles	Kevin McKinley	Prairie View A&M, TX	1984
110M Hurdles	Kevin McKinley	Prairie View A&M, TX	1986
200M	Devon Morris	Wayland Baptist, TX	1986
400M	Devon Morris	Wayland Baptist, TX	1985
400M	Devon Morris	Wayland Baptist, TX	1986
400M Hurdles	Kevin McKinley	Prairie View A&M, Tx	1986
800M	Gregg Larson	Doane, NE	1985
1500M	Maurice Smith	Adams State, CO	1986
10,000 M Walk	Mike Stauch	Wisconsin-Parkside	1986
1600 Relay	Wayland Baptist	Wayland Baptist, TX	1985
1600 Relay	Central Arkansas	Conway, AR	1986
400 M Relay	Prairie View A&M	Prairie View A&M, Tx	1984
400 M Relay	Wayland Baptist	Wayland Baptist, TX	1985
400 M Relay	Azusa Pacific	Azusa Pacific, CA	1986
Long Jump	Dennis McWhinney	Prairie View A&M, TX	1986
Triple Jump	Dennis McWhinney	Prairie View A&M, TX	1986

WOMEN

200M	Denise Bullocks	Chicago State, IL	1984
400M	Denise Bullocks	Chicago State, IL	1984
400M	Airat Bakare	Azusa Pacific, CA	1986
400M Hurdles	Lavonda Lockett	Prairie View A&M, TX	1984
400M Hurdles	Lavonda Lockett	Prairie View A&M, TX	1985
400M Hurdles	Lavonda Lockett	Prairie View A&M, TX	1986
800M	Teresa Lloyd	Jamestown, ND	1985
5000M	Erin Gillespie	Hillsdale, MI	1986
400M Relay	Prairie View A&M	Prairie View A&M, TX	1984
400M Relay	Prairie View A&M	Prairie View A&M, TX	1985
400M Relay	Wayland Baptist	Wayland Baptist, TX	1986
1600M Relay	Prairie View A&M	Prairie View A&M, TX	1984
1600M Relay	Prairie View A&M	Prairie View A&M, TX	1986
Sprint Medley Relay	Prairie View A&M	Prairie View A&M, TX	1984
Sprint Medley Relay	Prairie View A&M	Prairie View A&M, TX	1985
Sprint Medley Relay	Wayland Baptist	Wayland Baptist, TX	1986
Triple Jump	Denise Williams	Wayland Baptist, TX	1986
High Jump	Michelle Tuggle	Wayland Baptist, TX	1985
High Jump	Denise Bruce	Pacific Lutheran, WA	1986
Long Jump	Michelle Neal	Prairie View A&M, TX	1985
Long Jump	Comfort Igeh	Wayland Baptist, TX	1986
Discus	Beth Stuart	Kearney State, NE	1985
Discus	Beth Stuart	Kearney State, NE	1986
Shot Put	Beth Stuart	Kearney State, NE	1984
Shot Put	Sharon Harrison	Prairie View A&M, TX	1985
Shot Put	Sharon Harrison	Prairie View A&M, TX	1986
Marathon	Tracy Nelson	Winona State, MN	1986
Heptathlon	Edith Renfro	Prairie View A&M, TX	1986

36TH ANNUAL MEN'S & 7TH ANNUAL WOMEN'S
 NAIA NATIONAL OUTDOOR TRACK & FIELD CHAMPIONSHIPS
 MAY 21-23, 1987

AT RUSSELLVILLE HIGH SCHOOL - SPONSORED BY ARKANSAS TECH AND THE RUSSELLVILLE CHAMBER OF COMMERCE
 TENTATIVE SCHEDULE OF EVENTS

THURSDAY, MAY 21, 1986

8:45 a.m. Heptathlon (100.-H.J.-S.P.
 200 Women
 9:00 a.m. Decathlon (100m-L.J.-S.P.-H.J.
 400) Men

FIELD EVENTS

3:30 p.m. Hammer-Men-Trials & FINALS
 3:30 p.m. Long Jump-Women-Trials & FINALS
 4:00 p.m. Shot Put-Women-Trials & FINALS
 4:00 p.m. Javelin-Men-Trials & FINALS
 6:00 p.m. Long Jump-Men-Trials & FINALS

RUNNING EVENTS

4:30 p.m. Steeplechase-Men-Trials
 5:00 p.m. Sprint Medley Relay-Women-Trials
 5:15 p.m. 400m Relay-Men-Trials
 5:30 p.m. 1500m-Women-Trials
 5:50 p.m. 1500-Men-Trials
 6:10 p.m. OPENING CEREMONIES
 6:30 p.m. 100m Hurdles-Women-Trials
 6:50 p.m. 110 Hurdles-Men-Trials
 7:10 p.m. 400m-Women-Trials
 7:25 p.m. 400m-Men-Trials
 7:40 p.m. 100m-Women-Trials
 7:55 p.m. 100m-Men-Trials
 8:10 p.m. 800m-Women-Trials
 8:30 p.m. 800m-Men-Trials
 8:50 p.m. 200m-Women-Trials
 9:05 p.m. 200m-Men-Trials
 9:20 p.m. 400m Hurdles-Women-Trials
 9:35 p.m. 400m Hurdles-Men-Trials
 9:55 p.m. Sprint Medley Relay-Women-FINALS
 10:05 p.m. 10,000m-Men-FINALS
 10:40 p.m. 10,000m-Women-FINALS

FRIDAY, MAY 23, 1986

8:30 a.m. Decathlon (110 HH, DT, PV, JT,
 1500-Men
 8:30 a.m. Heptathlon (LJ, JT, 800)-Women

FIELD EVENTS

2:00 p.m. High Jump-Women-Trials & FINALS
 3:00 p.m. Javelin-Women-Trials & FINALS
 3:00 p.m. Triple Jump-Women-Trial & FINALS
 5:00 p.m. Shot Put-Men-Trials & FINALS
 6:00 p.m. Triple Jump-Men-Trials & FINALS

FRIDAY, MAY 22, 1987

RUNNING EVENTS

3:30 p.m. 100m Hurdles-Women-Semis
 3:50 p.m. 110 Hurdles-Men-Semis
 4:10 p.m. 100m-Women-Semis
 4:25 p.m. 100m-Men-Semis
 4:40 p.m. 400m-Women-Semis
 4:55 p.m. 400m-Men-Semis
 5:15 p.m. 800m-Women-Semis
 5:30 p.m. 800m-Men-Semis
 5:45 p.m. 400 Relay-Women-Semis
 6:00 p.m. 400 Relay-Men-Semis
 6:20 p.m. OPENING CEREMONIES
 6:40 p.m. 100m-Hurdles-Women-FINALS
 6:50 p.m. 110 Hurdles-Men-FINALS
 7:00 p.m. 400m Hurdles-Women-Semis
 7:20 p.m. 400m Hurdles-Men-Semis
 7:40 p.m. 100m-Women-FINALS
 7:50 p.m. 100m-Men-FINALS
 8:00 p.m. AWARDS
 8:30 p.m. 5000m-Women-Semis
 8:55 p.m. 5000m-Men-Semis
 9:30 p.m. 4x400m Relay-Women-Trials
 9:50 p.m. 4x400m Relay-Men-Trials
 10:10 p.m. 10,000m Walk-Men-FINALS

SATURDAY, MAY 23, 1987

FIELD EVENTS

1:30 p.m. High Jump-Men-FINALS
 2:00 p.m. Discus-Women-Trials & FINALS
 2:00 p.m. Pole Vault-Men-FINALS
 4:00 p.m. Discus-Men-Trials & FINALS

RUNNING EVENTS

6:00 a.m. Marathon-Men & Women-FINALS
 5:10 p.m. OPENING CEREMONIES
 5:30 p.m. 3000 Women-FINALS
 5:45 p.m. 3000 Steeplechase-Men-FINALS
 6:00 p.m. 4x100 Relay-Women-FINALS
 6:10 p.m. 4x100 Relay-Men-FINALS
 6:20 p.m. 1500m-Women-FINALS
 6:30 p.m. 1500m-Men-FINALS
 6:40 p.m. 200m-Women-Semis
 6:55 p.m. 200m-Men-Semis
 7:15 p.m. 400m Hurdles-Women-FINALS
 7:25 p.m. 400m Hurdles-Men-FINALS
 7:30 p.m. 400m-Women-FINALS
 7:45 p.m. 400m-Men-FINALS
 7:55 p.m. 800m-Women-FINALS
 8:05 p.m. 800m-Men-FINALS
 8:15 p.m. 200m-Women-FINALS
 8:25 p.m. 200 Men-FINALS
 8:30 p.m. AWARDS
 9:00 p.m. 5000m-Women-FINALS
 9:20 p.m. 5000m-Men-FINALS
 9:50 p.m. 4x400 Relay-Women-FINALS
 10:00 p.m. 4x400 Relay-Men-FINALS
 10:05 p.m. CLOSING TEAM AWARDS



SECOND DAY

HEPTATHLON

HEAT SHEET

NAIA NATIONAL CHAMPIONSHIP

Long Jump

1	Kari Jacobson	Whitworth, WA
2	Stephanie Tiner	Okla. Baptist
3	Edith Renfro	Prairie View, Tx
4	Tonya Wesselowski	Bethany, KS
5	Kelly Cox	Missouri Baptist
6	Jean Kolarik	Emporia State, KS
7	Sharon Jenson	Western Oregon
8	Gwen Keiser	Whitworth, WA
9	Michele Parrish	Simon Fraser
10	Jill Mosley	Doane, NE
11	Penny Miller	Hillsdale, MI
12	Deb Moore	Ft. Hays State, KS
13	Jennifer Durbin	Chadron State, NE
14	Leslie Ryman	Walsh, OH
15	Julie Haynes	Okla. Christian
16	Amber Tilley	Central State, OK

Javelin

1	Amber Tilley	Central State, OK
2	Julie Haynes	Okla. Christian
3	Edith Renfro	Prairie View, TX
4	Kari Jacobson	Whitworth, WA
5	Jennifer Durbin	Chadron State, NE
6	Gwen Keiser	Whitworth, WA
7	Sharon Jenson	Western Oregon
8	Penny Miller	Hillsdale, MI
9	Kelly Cox	Missouri Baptist
10	Jill Mosley	Doane, NE
11	Tonya Wesselowski	Bethany, KS
12	Jean Kolarik	Emporia State, KS
13	Deb Moore	Ft. Hays State, KS
14	Leslie Ryman	Walsh, OH
15	Michele Parrish	Simon Fraser
16	Stephanie Tiner	Okla. Baptist

800 M TO BE HEATED AT TIME OF RACE

HIGH JUMP, WOMEN
 NAIA NATL OUTDOOR T & F

PRELIM # 1
 RUSSELLVILLE, AR

EVENT # 38
 MAY 21, 1987

05-20-1987--12:49:18

Schedule - Prelim:

Semi:

Final: 2:00PM-FRIDAY

Records - NAIA MEN : NO MARK
 NAIA WOMEN : 5-10.5
 N/A : NO MARK
 N/A : NO MARK

Sybil Reddick, TX Southern 1.79, 1981

 5 ALIVE; STARTING HEIGHT 1.68M; 2 CM INCREMENTS

ENTRANT #	NAME	GR	AFFILIATION	PREV. MARK	POSITION	PLACE	MARK
993	SANDY ANDREWS	Sr	Midland Lutheran NE	5-06.0	1	-----	-----
1099	DENISE BRUCE	Sr	Pacific Lutheran WA	5-08.0	2	-----	-----
1106	KELLY COX	Sp	Missouri Baptist	5-08.0	3	-----	-----
965	EDITH RENFRO	Jr	Prairie View A&M TX	5-06.5	4	-----	-----
990	DENISE RACE	Sr	McPherson KS	5-07.0	5	-----	-----
1246	TRISH BARR	Jr	Esperia State KS	5-08.0	6	-----	-----
946	JAMI ROBINSON	Sr	Point Loma Nazarene CA	5-08.0	7	-----	-----
1089	SANDY UTTERBACK	Fr	Wayland Baptist TX	5-07.0	8	-----	-----
1226	STEPHANY TINER	Fr	Oklahoma Baptist	5-06.0	9	-----	-----
1326	SMERRI TAYLOR	Sp	Southwest Baptist MO	5-06.5	10	-----	-----
1243	JULANE THAYER	Sr	Northwood Institute MI	5-09.5	11	-----	-----
1387	HOLLY BREUER	Fr	Moorhead State MN	5-06.25	12	-----	-----
1380	ALBERTA THOMAS		School of the Ozarks MO	5-09.0	13	-----	-----
1072	LAURA KAYLER	Fr	Wayland Baptist TX	5-06.0	14	-----	-----
						-----	-----
						-----	-----

HIGH JUMP

1271	MICHELLE PARRISH	Fr Simon Fraser CAN	5-04.0	15	-----	-----
1357	MICHELLE KOWALSKI	Jr Hillsdale MI	5-06.0	16	-----	-----
962	BETH MCGILLIARY	Sr Cedarville OH	5-04.0	17	-----	-----
1140	LYNDIE WAGNER	Sr Minot State ND	5-06.0	18	-----	-----
1138	KATHY TRACY	Sp Minot State ND	5-04.0	19	-----	-----
1024	GENESIA LIVINGSTON	Jr Park MO	5-07.0	20	-----	-----
1378	KAREN MUNGER	Sr Central Washington	5-06.0	21	-----	-----
1393	JEAN MCCOY	Jr Moorhead State MN	5-06.0	22	-----	-----
1084	DENISE STEGINK	Jr Wayland Baptist TX	5-07.0	23	-----	-----
1190	ELLEN JOHNSON	Sr Hastings NE	5-06.0	24	-----	-----
998	BECKY VODER	Jr Goshen IN	5-04.0	25	-----	-----
1205	BEVERLY MAYER	Jr Bethel KS	5-07.0	26	-----	-----
1050	ANGELA ALLEN	Jr Arkansas Pine Bluff	5-08.0	27	-----	-----
978	PAM RUGE	Sp Doane NE	5-06.0	28	-----	-----
1088	MICHELLE TUGGLE	Jr Wayland Baptist TX	5-08.0	29	-----	-----
					-----	-----
					-----	-----

Schedule - Prelim: Semi: Final: 3:00PM-FRI

Records - NAIA MEN : NO MARK
 NAIA WOMEN : 168-02.0 Carol Wester Pacific Luth. CA -86
 N/A : NO MARK
 N/A : NO MARK

3 FLIGHTS OF 6; QUALIFY 8 TO FINALS

ENTRANT #	NAME	GR AFFILIATION	PREV. MARK	POSITION	PLACE	MARK
				1		
	TONYA WESSELOWSKI	Sp Bethany KS	133-06.0	2	38.26	
957	LINDA CROUCH	Sr Spring Arbor MI	137-11.0	3		
989	TONYA KINGERY	Sp McPherson KS	132-03.0	4	34.78	
1308	MAUREEN CHRISTMAN	Jr Western Washington	140-11.0	5	39.26	
1212	GWEN KEISER	Sr Whitworth WA	135-00.0	6	41.55	
1029	DENISE FOX	Sp George Fox OR	141-07.0	7	38.32	41.96

PRELIM #2

ENTRANT #	NAME	GR AFFILIATION	PREV. MARK	POSITION	PLACE	MARK
				1		
1119	SHANNON GATES	Jr Southern Oregon State	153-08.0	2	151.8	
1081	KIM HALTER	Sp Linfield OR	141-06.0	3	143.5	
1117	KRIS ETTNER	Sp Southern Oregon State	143-06.0	4	146.5	
1203	LEMA LAPOINT	Sr Mary ND	141-08.0	5		
1373	LIZ MULVIHILL	Sr Bemidji State MN	142-10.0	6		
1053	DIANE HILLMAN	Fr Dakota Wesleyan SD	142-08.0	7		

PRELIM #3

ENTRANT #	NAME	GR AFFILIATION	PREV. MARK	POSITION	PLACE	MARK
				1		
1213	BARB LASHINSKI	Fr Whitworth WA	160-00.0	2	169.7	
1273	EILEEN VOLPATTI	Sp Simon Fraser CAN	164-02.0	3	181.7	
982	PATRICIA PERRY	Jr Puget Sound WA	149-02.0	4	171.6	
1177	SUSAN ARTKRAS	Sp Missouri Valley MO	132-06.0	5		
1070	PENNY GRIFFIN	Sr Wayland Baptist TX	127-05.5	6	24.14	
1394	JO PIKARSKI	Sp Moorhead State MN	140-10.0	7		

TRIPLE JUMP, WOMEN
NAIA NATL OUTDOOR T & F

PRELIM # 1
RUSSELLVILLE, AR

EVENT # 37
MAY 21, 1987

05-20-1987--12:20:52

Schedule - Prelim:

Semi:

Final: 3:00PM-FRIDAY

Records - NAIA MEN : NO MARK
NAIA WOMEN : 39-06.75
N/A : NO MARK
N/A : NO MARK

Denise Williams

Wayland Bapt. TX -86

4 FLIGHTS OF 5; QUALIFY 8 TO FINALS

ENTRANT #	NAME	GR	AFFILIATION	PREV. MARK	POSITION	PLACE	MARK
					1	-----	-----
974	KIMOLYN VANZANT	Sp	Prairie View A&M TX	39-07.0	2	-----	-----
961	MICHELLE NEAL	Sr	Prairie View A&M TX	42-00.0	3	-----	-----
1219	D'ANDREA GADBERRY	Jr	Tarleton State TX	37-02.0	4	-----	-----
1090	DENISE WILLIAMS	Jr	Wayland Baptist TX	40-01.0	5	-----	-----
1079	PATRICIA WISE	Jr	Arkansas Pine Bluff	36-11.0	6	-----	-----
					7	-----	-----
					8	-----	-----

PRELIM #2

ENTRANT #	NAME	GR	AFFILIATION	PREV. MARK	POSITION	PLACE	MARK
					1	-----	-----
1097	MONIQUE RYCKMAN	Sr	Northern State SD	37-07.0	2	-----	-----
1093	DEBRA CUNNINGHAM	Sp	South Dakota Tech	36-09.25	3	-----	-----
1107	LAURA EVANS	Sp	Missouri Baptist	36-06.0	4	-----	-----
1182	LINDA SCHNITZLER	Sp	Wayne State NE	36-09.0	5	-----	-----
1181	JENIFER TURNER	Sr	Kennesaw GA	39-00.0	6	-----	-----
					7	-----	-----
					8	-----	-----

TRIPLE JUMP, WOMEN
NAIA NATL OUTDOOR T & F

PRELIM # 3
RUSSELLVILLE, AR

EVENT # 37
MAY 21, 1987

05-20-1987--12:21:07

Schedule - Prelim:

Semi:

Final: 3:00PM-FRIDAY

Records - NAIA MEN : NO MARK
NAIA WOMEN : 39-06.75
N/A : NO MARK
N/A : NO MARK

Denise Williams

Wayland Bapt. TX -86

4 FLIGHTS OF 5; QUALIFY 8 TO FINALS

ENTRANT #	NAME	GR	AFFILIATION	PREV. MARK	POSITION	PLACE	MARK
					1	-----	-----
990	DENISE RACE	Sr	McPherson KS	37-08.0	2	-----	-----
1344	FELICIA SUTTON	Sr	Wisconsin-Milwaukee	36-07.0	3	-----	-----
1016	LINDA BROZEK	Jr	Western State CO	36-11.0	4	-----	-----
1115	LORNA EVANS	Sp	Missouri Baptist	36-08.0	5	-----	-----
956	PATTI HARRIS	Sp	Prairie View A&M TX	38-10.0	6	-----	-----
					7	-----	-----
					8	-----	-----

PRELIM #4

ENTRANT #	NAME	GR	AFFILIATION	PREV. MARK	POSITION	PLACE	MARK
					1	-----	-----
1070	PENNY GRIFFIN	Sr	Wayland Baptist TX	36-11.0	2	-----	-----
1357	MICHELLE KOWALSKI	Jr	Hillsdale MI	35-05.0	3	-----	-----
1236	JULIE HAYNES	Sr	Oklahoma Christian	35-03.25	4	-----	-----
1307	SHELLY BOROVICH	Jr	Western Washington	37-01.0	5	-----	-----
1263	MELODY ROBINSON	Sr	Midland Lutheran NE	37-07.25	6	-----	-----
					7	-----	-----

100 METER HURDLES, WOMEN
NAIA NATL OUTDOOR T & F

SEMI # 1
RUSSELLVILLE, AR

EVENT 13
MAY 21, 1987

05-21-1987--09:22:08

Schedule - Prelim: 6:30PM-THURSDAY

Semi: 3:30PM-FRIDAY

Final: 6:40PM-FRIDAY

Records - NAIA MEN : NO MARK
NAIA WOMEN : 13.71
N/A : NO MARK
N/A : NO MARK

Brenda Jarvis

Adams State CO -85

1 HEAT OF 7; 1 HEAT OF 8; TOP 4 ADVANCE TO FINALS

ENTRANT #	NAME	GR	AFFILIATION	PREV. MARK	POSITION	PLACE	MARK
1059	TERRI BANKS	Fr	Arkansas Pine Bluff	15.13	1	-----	-----
1073	SONIA HARRIS	Jr	Arkansas Pine Bluff	15.42	2	-----	-----
1043	MARTHA HANS	Sr	Siena Heights MI	14.38	3	-----	-----
965	EDITH RENFRO	Jr	Prairie View A&M TX	14.29	4	-----	-----
959	LAVONDA LUCKETT	Sr	Prairie View A&M TX	13.87	5	-----	-----
917	TERI VaMechel	Sp	Northwestern College IA	14.61	6	-----	-----
974	KIMOLYN VANZANT	Sp	Prairie View A&M TX	14.74	7	-----	-----
					8	-----	-----

SEMI #2

ENTRANT #	NAME	GR	AFFILIATION	PREV. MARK	POSITION	PLACE	MARK
1274	JENIFER DURBIN	Sp	Chadron State NE	15.50	1	-----	-----
1178	ANGELA FRANKLIN	Fr	Missouri Valley MO	15.00	2	-----	-----
1019	KELLEY SMOOTE	Sr	Western State CO	14.46	3	-----	-----
1263	MELODY ROBINSON	Sr	Midland Lutheran NE	14.14	4	-----	-----
1090	DENISE WILLIAMS	Jr	Wayland Baptist TX	14.07	5	-----	-----
1128	DOROTHY YOUNG	Sp	Missouri Baptist	14.34	6	-----	-----
1198	MICHELLE HOLLAR	Jr	Taylor IN	14.83	7	-----	-----
1180	GENELL HOBBS	Fr	Harris Stowe State MO	15.55	8	-----	-----

100 METER, WOMEN
NAIA NATL OUTDOOR T & F

SEMI # 1
RUSSELLVILLE, AR

EVENT # 24
MAY 21, 1987 05-21-1987--09:52:10

Schedule - Prelim: 7:40PM-THURSDAY

Semi: 4:10PM-FRIDAY

Final: 7:40PM-FRIDAY

Records - NAIA MEN : NO MARK
NAIA WOMEN : 11.68
N/A : NO MARK
N/A : NO MARK

DELETE
Comfort Igeh

DELETE
Wayland Bapt. TX -86

2 HEATS OF 8; TOP 4 ADVANCE TO FINALS

ENTRANT #	NAME	GR	AFFILIATION	PREV. MARK	POSITION	PLACE	MARK
1062	VICKIE AOKO	Sp	Wayland Baptist TX	12.28	1	-----	-----
1071	COMFORT IGEH	Jr	Wayland Baptist TX	12.28	2	-----	-----
1322	HOLLIE WATSON	Sp	Western Washington	12.15	3	-----	-----
1064	STARLETTE DANIELS	Sr	Wayland Baptist TX	11.99	4	-----	-----
1063	MARCIA BROWN	Jr	Wayland Baptist TX	12.21	5	-----	-----
956	PATTI HARRIS	Sp	Prairie View A&M TX	12.32	6	-----	-----
1397	ANN KIECKER		Moorhead State MN	12.39	7	-----	-----
1009	THERESA CRESSEY		Southern New Orleans LA	12.66	8	-----	-----

SEMI #2

ENTRANT #	NAME	GR	AFFILIATION	PREV. MARK	POSITION	PLACE	MARK
994	JEANETTE ELWELL	Fr	Saginaw Valley State MI	12.40	1	-----	-----
951	WANDA CLAY	Sp	Prairie View A&M TX	12.30	2	-----	-----
975	EVAN WILLIAMS	Sr	Prairie View A&M TX	12.19	3	-----	-----
1158	CAROL BAILEY	Fr	Concordia NE	12.04	4	-----	-----
1074	NZEAL KYOMO	Sr	Wayland Baptist TX	12.13	5	-----	-----
1269	LORI EWING	Jr	Simon Fraser CAN	12.26	6	-----	-----
1004	FILIPA SMITH	Sr	Saginaw Valley State MI	12.30	7	-----	-----
1036	DEBORAH HUGHES	Fr	Paul Quinn TX	12.60	8	-----	-----

400 Meters WOMEN
NAIA NATL OUTDOOR T & F

SEMI # 1
RUSSELLVILLE, AR

EVENT - 05-21-1987--09:38:57
MAY 21, 1987

Schedule - Prelim: 7:10PM-THURSDAY Semi: 4:40PM-FRIDAY Final: 7:30PM-SATURDAY

Records - NAIA MEN : NO MARK
NAIA WOMEN : 51.83 Airat Bakare Azusa Pacific CA -86
N/A : NO MARK
N/A : NO MARK

2 HEATS OF 8; TOP 4 TO FINALS

ENTRANT #	NAME	GR	AFFILIATION	PREV. MARK	POSITION	PLACE	MARK
1366	LISA WOJCIECHOWSKI	Sr	Hillsdale MI	57.90	1	-----	-----
1161	KELLY GEISER	Fr	Malone OH	58.81	2	-----	-----
1075	DONITA PERRY	Sr	Wayland Baptist TX	56.78	3	-----	-----
1086	ALTHEA THOMAS	Jr	Wayland Baptist TX	54.83	4	-----	-----
1242	CICILIE MURDOCK	Sr	Northwood Institute MI	56.57	5	-----	-----
969	JOCELYN TATUM	Jr	Prairie View A&M TX	57.16	6	-----	-----
971	GINA JOCHIM	Jr	Doane NE	57.45	7	-----	-----
1021	GWEN ELLIOTT	Fr	Park MO	57.90	8	-----	-----

SEMI #2

ENTRANT #	NAME	GR	AFFILIATION	PREV. MARK	POSITION	PLACE	MARK
1247	GRETCHEN BOHM	Fr	Emporia State KS	58.26	1	-----	-----
1165	KATHY RANDOLPH	Jr	Malone OH	58.78	2	-----	-----
1298	BETH WILSON	Sr	Kearney State NE	57.02	3	-----	-----
913	AIRAT BAKARE	Jr	Azusa Pacific CA	55.64	4	-----	-----
1399	DENISE BULLOCKS	Sr	Chicago State IL	55.97	5	-----	-----
1066	MADIE CHUNN	Fr	Arkansas Pine Bluff	57.09	6	-----	-----
1077	JOANNE SOLOMON	Fr	Wayland Baptist TX	57.53	7	-----	-----
1067	REATER GOSTON	Jr	Wayland Baptist TX	57.64	8	-----	-----

800 ... WOMEN
NAIA NATL OUTDOOR T & F

RUSSELLVILLE, AR

EVENING
MAY 21, 1987

05-21-1987--10:33:50

Schedule - Prelim: 8:10PM-THURSDAY Semi: 5:15PM-FRIDAY Final: 7:55PM-SATURDAY

Records - NAIA MEN : NO MARK
NAIA WOMEN : 2:03.89 Britt McRoberts Simon Fraser BC - 86
N/A : NO MARK
N/A : NO MARK

1 HEAT OF 7; 1 HEAT OF 8; TOP 4 EACH HEAT TO FINAL

ENTRANT #	NAME	GR	AFFILIATION	PREV. MARK	POSITION	PLACE	MARK
955	ESTHER MAHR	Sr	Cedarville OH	2:14.30	1	-----	-----
					2	-----	-----
1384	JACKIE ABERS	Sr	Moorhead State MN	2:16.14	3	-----	-----
1040	SARAH HIETT		Wisconsin-Parkside	2:20.53	4	-----	-----
1315	KATHY MILLER	Sr	Western Washington	2:17.11	5	-----	-----
972	CATHY TAYLOR	Sr	Prairie View A&M TX	2:12.31	6	-----	-----
1105	MINTA MISLEY	Jr	Pacific Lutheran WA	2:12.47	7	-----	-----
1017	LISA FITZGERALD	Sp	Western State CO	2:20.47	8	-----	-----

SEMI #2

ENTRANT #	NAME	GR	AFFILIATION	PREV. MARK	POSITION	PLACE	MARK
1015	CORINNE BEHREND		Western State CO	2:13.27	1	-----	-----
1295	DONNA SPICKELMIER	Sp	Kearney State NE	2:18.47	2	-----	-----
1035	TERESA LLOYD	Sr	Jamestown ND	2:19.20	3	-----	-----
1279	DEB SPICKLEMIER	Sp	Chadron State NE	2:12.65	4	-----	-----
1245	SONJA GREEN	Sp	Arkansas Monticello	2:19.63	5	-----	-----
1338	ANNE HILLS	Jr	Wisconsin-Milwaukee	2:17.35	6	-----	-----
980	KATHY WAGGONER	Sp	Doane NE	2:15.07	7	-----	-----
1150	NANCY MARTER	Sp	Wisconsin-Parkside	2:21.44	8	-----	-----

400 METER RELAY, WOMEN
NAIA NATL OUTDOOR T & F

PRELIM # 1
RUSSELLVILLE, AR

EVENT # 34 05-20-1987--12:11:37
MAY 21, 1987

Schedule - Prelim:

Semi: 5:45PM-FRIDAY

Final: 6:00PM-SATURDAY

Records - NAIA MEN : NO MARK
NAIA WOMEN : 45.06
N/A : NO MARK
N/A : NO MARK

Prairie View A&M TX 1983

1 HEAT OF 8; 1 HEAT OF 7; TOP 2 EACH HEAT PLUS NEXT 4 FASTEST ADVANCE

ENTRANT #	NAME	GR	AFFILIATION	PREV. MARK	POSITION	PLACE	MARK
1348	/WI-MILWAUKEE		Wisconsin-Milwaukee	47.97	1	-----	-----
937	/AZUSA PACIFIC		Azusa Pacific CA	48.66	2	-----	-----
1157	/WISCONSIN-PARKSIDE		Wisconsin-Parkside	48.44	3	-----	-----
916	/MALONE COLLEGE		Malone OH	49.04	4	-----	-----
1130	/MISSOURI BAPTIST		Missouri Baptist	47.34	5	-----	-----
976	/PRAIRIE VIEW A&M		Prairie View A&M TX	45.00	6	-----	-----
1244	/NORTHWOOD INSTITUTE		Northwood Institute MI	48.51	7	-----	-----
					8	-----	-----

EVENT OFFICIAL

TITLE

WIND READING: -----

400 METER RELAY, WOMEN
NAIA NATL OUTDOOR T & F

PRELIM # 2
RUSSELLVILLE, AR

EVENT # 34 05-20-1987--12:11:47
MAY 21, 1987

Schedule - Prelim:

Semi: 5:45PM-FRIDAY

Final: 6:00PM-SATURDAY

Records - NAIA MEN : NO MARK
NAIA WOMEN : 45.06
N/A : NO MARK
N/A : NO MARK

Prairie View A&M TX 1983

1 HEAT OF 8; 1 HEAT OF 7; TOP 2 EACH HEAT PLUS NEXT 4 FASTEST ADVANCE

ENTRANT #	NAME	GR	AFFILIATION	PREV. MARK	POSITION	PLACE	MARK
1007	/SAGINAW VALLEY STAT		Saginaw Valley State MI	47.34	1	-----	-----
938	/PITTSBURG STATE UNI		Pittsburg State KS	48.64	2	-----	-----
1091	/WAYLAND BAPTIST		Wayland Baptist TX	46.35	3	-----	-----
1266	/MIDLAND LUTHERAN		Midland Lutheran NE	48.34	4	-----	-----
1189	/FORT HAYS ST. UNIV		Fort Hays State KS	50.64	5	-----	-----
1398	/MOORHEAD STATE		Moorhead State MN	48.64	6	-----	-----
1224	/CARSON NEWMAN COLLE		Carson-Newman TN	49.64	7	-----	-----
1080	/ARKANSAS PINE BLUFF		Arkansas Pine Bluff	48.14	8	-----	-----

EVENT OFFICIAL

TITLE

WIND READING: -----

400 - 100, WOMEN
NAIA NATL OUTDOOR T & F

SEMI # 1
RUSSELLVILLE, AR

EVENT
MAY 21, 1987 05-21-1987--11:40:37

Schedule - Prelim: 9:20PM-THURSDAY Semi: 7:00PM-FRIDAY Final: 7:15PM-SATURDAY

Records - NAIA MEN : NO MARK
NAIA WOMEN : 57.99 Lavonda Lockett Prairie V. A&M TX-86
N/A : NO MARK
N/A : NO MARK

1 HEAT OF 7; 1 HEAT OF 8; TOP 4 EACH HEAT TO FINALS

ENTRANT #	NAME	GR	AFFILIATION	PREV. MARK	POSITION	PLACE	MARK
1198	MICHELLE HOLLAR	Jr	Taylor IN	1:05.10	1	-----	-----
959	LAVONDA LUCKETT	Sr	Prairie View A&M TX	1:04.49	2	-----	-----
1019	KELLEY SMOOTE	Sr	Western State CO	1:03.61	3	-----	-----
1344	FELICIA SUTTON	Sr	Wisconsin-Milwaukee	1:01.70	4	-----	-----
1043	MARTHA HANS	Sr	Siena Heights MI	1:03.49	5	-----	-----
1310	KRISTINE DUNN	Sr	Western Washington	1:04.42	6	-----	-----
1178	ANGELA FRANKLIN	Fr	Missouri Valley MO	1:07.74	7	-----	-----
					8	-----	-----

SEMI #2

ENTRANT #	NAME	GR	AFFILIATION	PREV. MARK	POSITION	PLACE	MARK
1289	KAREN HEUERTZ	Sr	Kearney State NE	1:05.78	1	-----	-----
1181	JENIFER TURNER	Sr	Kennesaw GA	1:04.48	2	-----	-----
930	KIM PETWAY	Fr	Azusa Pacific CA	1:04.07	3	-----	-----
965	EDITH RENFRO	Jr	Prairie View A&M TX	1:02.85	4	-----	-----
977	MARY KUSLER	Sp	Puget Sound WA	1:03.81	5	-----	-----
1345	ANN THOMAS	Sr	Wisconsin-Milwaukee	1:03.68	6	-----	-----
954	SHELLY FRATUS	Jr	Cedarville OH	1:04.90	7	-----	-----
1197	TERESA GOLLMER	Sp	Taylor IN	1:08.63	8	-----	-----

5000 METER, WOMEN
NAIA NATL OUTDOOR T & F

PRELIM # 1
RUSSELLVILLE, AR

EVENT # 32
MAY 21, 1987

05-20-1987--13:42:32

Schedule - Prelim:

Semi: 8:00PM-FRIDAY

Final: 8:55PM-SATURDAY

Records - NAIA MEN : NO MARK
NAIA WOMEN : 16:49.36
N/A : NO MARK
N/A : NO MARK

Denise Falzone

Adams State CO -85

2 HEATS OF 13; TOP 6 FROM EACH HEAT ADVANCE

ENTRANT #	NAME	GR	AFFILIATION	PREV. MARK	POSITION	PLACE	MARK
1346	ANN WARD	Fr	Wisconsin-Milwaukee	18:02.42	1	-----	-----
1389	TERESA GREENWOOD	Jr	Moorhead State MN	17:52.34	2	-----	-----
1160	DEVONNA BUESING	Sr	Concordia NE	18:48.14	3	-----	-----
1168	MARGUERITE SKELLO	Jr	Malone OH	17:02.24	4	-----	-----
981	MOLLY OSTLUND	Sr	Puget Sound WA	18:06.14	5	-----	-----
1094	STEPH HENGEL	Sp	Northern State SD	18:39.14	6	-----	-----
1302	KATHRYN O'LEARY	Jr	Western Oregon State	18:01.24	7	-----	-----
1261	YVONNE HOLLMANN	Fr	Midland Lutheran NE	18:07.54	8	-----	-----
1058	DEANNA MORFOOT	Jr	Westmont CA	19:18.34	9	-----	-----
1354	ERIN GILLESPIE	Sp	Hillsdale MI	16:57.24	10	-----	-----
1163	LISA KLINGSHIRN	Jr	Malone OH	18:34.64	11	-----	-----
1258	KARLA CHRISTENSEN	Jr	Midland Lutheran NE	17:35.64	12	-----	-----
1103	VALERIE HILDEN	Jr	Pacific Lutheran WA	17:32.84	13	-----	-----

EVENT OFFICIAL

TITLE

WIND READING: -----

5000 METER, WOMEN
NAIA NATL OUTDOOR T & F

PRELIM # 2
RUSSELLVILLE, AR

EVENT # 32
MAY 21, 1987
05-20-1987--13:42:42

Schedule - Prelim:

Semi: 8:00PM-FRIDAY

Final: 8:55PM-SATURDAY

Records - NAIA MEN : NO MARK
NAIA WOMEN : 16:49.36
N/A : NO MARK
N/A : NO MARK

Denise Falzone

Adams State CO -85

2 HEATS OF 13; TOP 6 FROM EACH HEAT ADVANCE

ENTRANT #	NAME	GR	AFFILIATION	PREV. MARK	POSITION	PLACE	MARK
1111	MELANIE VENEKAMP	Sr	Pacific Lutheran WA	17:43.04	1	-----	-----
1362	GINA VANLAAR	Jr	Hillsdale MI	17:07.04	2	-----	-----
1135	BRENDA MIHALICZ	Sr	Minot State ND	18:40.14	3	-----	-----
1108	KATHY NICHOLS	Sr	Pacific Lutheran WA	17:39.94	4	-----	-----
1254	SWAN STINE	Sp	Emporia State KS	17:41.64	5	-----	-----
1320	GENEVIE PFUELLER	Jr	Western Washington	17:12.94	6	-----	-----
1377	KIM BURKE	Sr	Central Washington	18:05.14	7	-----	-----
1248	MARY GRIEBEL	Jr	Emporia State KS	17:53.54	8	-----	-----
1132	CHERYL BEDNOSKY	Jr	Harding AR	18:46.24	9	-----	-----
1253	TRUDY SEARCY	Sp	Emporia State KS	17:34.14	10	-----	-----
1402	LORIE MORENO		Western State CO	17:58.74	11	-----	-----
909	JANE REAVES	Jr	Adams State CO	18:21.14	12	-----	-----
910	DORIS WATSON	Jr	Adams State CO	18:10.14	13	-----	-----

EVENT OFFICIAL

TITLE

WIND READING: -----

1600 METER RELAY, WOMEN
NAIA NATL OUTDOOR T & F

PRELIM # 1
RUSSELLVILLE, AR

EVENT # 35
MAY 21, 1987
05-20-1987--12:13:24

Schedule - Prelim:

Semi: 9:00PM-FRIDAY

Final: 9:15PM-SATURDAY

Records - NAIA MEN : NO MARK
NAIA WOMEN : 3:37.67
N/A : NO MARK
N/A : NO MARK

Prairie View A&M TX 1986

2 HEATS OF 8; TOP 2 FROM EACH HEAT PLUS NEXT 4 FASTEST ADVANCE

ENTRANT #	NAME	GR	AFFILIATION	PREV. MARK	POSITION	PLACE	MARK
1007	/SAGINAW VALLEY STAT		Saginaw Valley State MI	3:51.84	1	-----	-----
1324	/WESTERN WASHINGTON		Western Washington	3:58.14	2	-----	-----
1189	/FORT HAYS ST. UNIV		Fort Hays State KS	4:11.14	3	-----	-----
916	/MALONE COLLEGE		Malone OH	3:57.88	4	-----	-----
937	/AZUSA PACIFIC		Azusa Pacific CA	3:54.88	5	-----	-----
922	/NORTHWESTERN COLLEG		Northwestern College IA	3:52.33	6	-----	-----
1080	/ARKANSAS PINE BLUFF		Arkansas Pine Bluff	3:54.74	7	-----	-----
976	/PRAIRIE VIEW A&M		Prairie View A&M TX	3:33.43	8	-----	-----

EVENT OFFICIAL

TITLE

WIND READING: -----

1600 METER RELAY, WOMEN
NAIA NATL OUTDOOR T & F

PRELIM # 2
RUSSELLVILLE, AR

EVENT # 35
MAY 21, 1987

05-20-1987--12:13:33

Schedule - Prelim:

Semi: 9:00PM-FRIDAY

Final: 9:15PM-SATURDAY

Records - NAIA MEN : NO MARK
NAIA WOMEN : 3:37.67
N/A : NO MARK
N/A : NO MARK

Prairie View A&M TX 1986

2 HEATS OF 8; TOP 2 FROM EACH HEAT PLUS NEXT 4 FASTEST ADVANCE

ENTRANT #	NAME	GR	AFFILIATION	PREV. MARK	POSITION	PLACE	MARK
1130	/MISSOURI BAPTIST		Missouri Baptist	3:54.27	1	-----	-----
1217	/PACIFIC LUTHERAN		Pacific Lutheran WA	3:59.99	2	-----	-----
1244	/NORTHWOOD INSTITUTE		Northwood Institute MI	3:51.34	3	-----	-----
1091	/WAYLAND BAPTIST		Wayland Baptist TX	3:45.63	4	-----	-----
1028	/PARK COLLEGE		Park MO	4:00.44	5	-----	-----
1348	/WI-MILWAUKEE		Wisconsin-Milwaukee	3:52.58	6	-----	-----
1157	/WISCONSIN-PARKSIDE		Wisconsin-Parkside	3:57.31	7	-----	-----
1299	/KEARNEY STATE		Kearney State NE	3:56.05	8	-----	-----

EVENT OFFICIAL

TITLE

WIND READING: -----

MARATHON, WOMEN
NAIA NATL OUTDOOR T & F

FINAL
RUSSELLVILLE, AR

EVENT # 43 05-20-1987--13:46:10
MAY 21, 1987

Schedule - Prelim:

Semi:

Final: 6:00AM-SATURDAY

Records - NAIA MEN : NO MARK
NAIA WOMEN : 2:51:05.0 Jolene Fisher, Southern Utah 1985
N/A : NO MARK
N/A : NO MARK

FINAL ONLY

ENTRANT #	NAME	GR AFFILIATION	PREV. MARK	POSITION	PLACE	MARK
1252	AMY POTTER	Sr Emporia State KS	3:07:48.14	1	-----	-----
1232	WENDY HAGMANN	Sr North Florida	3:17:39.14	2	-----	-----
1282	JACKIE NOVAK	Jr Walsh OH	3:43:06.14	3	-----	-----
968	AMY BAKER	Sp Doane NE	3:39:24.14	4	-----	-----
1383	TRACY NELSON	Jr Winona State MN	3:07:15.14	5	-----	-----
1234	LYN MCDONALD	Sr North Florida	3:09:17.14	6	-----	-----
1116	ELAINE DELSMAN	Fr Southern Oregon State	3:07:14.14	7	-----	-----
1125	MIRIAM OTTEN	Jr Missouri Baptist	3:30:00.14	8	-----	-----
1231	KATHY STIRLING	Sp Biola CA	3:31:00.14	9	-----	-----
1046	BECKY KREPS	Jr Manchester IN	3:21:50.14	10	-----	-----
1191	OPBROEK	Jr Hastings NE	3:08:27.14	11	-----	-----

EVENT OFFICIAL

TITLE

WIND READING: -----

**FIRST DAY RESULTS
NAIA NATIONAL CHAMPIONSHIPS
MAY 21, 1987**

AFTER 4 EVENTS HAVE BEEN SCORED

CODE #	NAME	MEN	WOMEN
191	Wayland Baptist TX		23
92	Kearney State NE		14
112	Midland Lutheran NE		14
152	Prairie View A&M TX		14
84	Hillsdale MI		10
57	Emporia State KS		10
139	Pacific Lutheran WA		8
50	Doane NE		8
17	Beidji State MN		5
91	Kansas Wesleyan KS		3
158	Saginaw Valley State MI		2
199	Western State CO		2
211	Winona State MN		2
12	Azusa Pacific CA		1
215	Wisconsin-Milwaukee		1

HEPTATHLON
NAIA National Track Meet

RESULTS AFTER FOUR EVENTS

RANK	NUMBER	NAME, SCHOOL	100 M HURDLES	HIGH JUMP	SHOT PUT	200 METERS	LONG JUMP	JAVELIN	800 METERS	TOTAL POINTS	
9	1226	Stephany Tiner Oklahoma Baptist	682 16.27	795 1.65 5-5	514 9.77 32-0.75	621 28.13	0 distance	0 distance	0 time	2612	
10	1359	Penny Miller Hillsdale MI	765 15.59	759 1.62 5-3 1/2	477 9.79 30-2	603 28.36	0 distance	0 distance	0 time	2604	
12	1250	Jean Kolarik Emporia State KS	642 16.60	655 1.53 5-0	516 9.79 32-0.75	657 27.66	0 distance	0 distance	0 time	2476	
7	1210	Kari Jacobson Whitworth WA	796 15.35	621 1.50 4-11	482 9.28 30-5 1/2	761 26.42	0 distance	0 distance	0 time	2660	
2	1300	Michelle Parrish Simon Fraser	804 15.29	724 1.59 5-2 1/2	628 11.50 37-8 3/4	787 26.12	0 distance	0 distance	0 time	2943	
5	973	Jill Mosley Doane NE	765 15.59	759 1.62 5-3 1/2	493 9.44 30-11.75	659 27.64	0 distance	0 distance	0 time	2676	
4	1274	Jenifer Durbin Chadron State NE	811 15.23	523 1.41 4-7 1/2	641 11.70 38-4 3/4	745 26.60	0 distance	0 distance	0 time	2720	
7	1185	Deb Moore Fort Hayes State KS	756 15.66	621 1.50 4-11	627 11.49 37-8 1/2	656 27.68	0 distance	0 distance	0 time	2660	
14	1038	Amber Tilley Central State OK	535 17.56	491 1.38 4-6	463 8.98 28-2 3/4	713 26.99	0 distance	0 distance	0 time	2202	
13	1212	Gwen Keiser Whitworth WA	500 17.15	621 1.50 4-11	536 10.10 33-1 3/4	561 28.91	0 distance	0 distance	0 time	2298	
1	965	Edith Renfro Prairie View TX	918 14.43	795 1.65 5-5	480 9.24 30-3 3/4	869 25.19	0 distance	0 distance	0 time	3062	
6	1236	Julie Haynes Oklahoma Christian	600 16.28	724 1.59 5-2	554 10.38 34-0 3/4	713 26.98	0 distance	0 distance	0 time	2671	
11	1283	Leslie Ryan Walsh OH	575 17.19	555 1.44 4-8 1/2	666 12.07 36-3	769 26.33	0 distance	0 distance	0 time	2565	
3	1271	Sharon Jenson Western Oregon	744 15.76	795 1.65 5-5	518 9.82 32-2 3/4	725 26.84	0 distance	0 distance	0 time	2782	
	952	Tonya Wesselowski Bethany KS	342 19.53	WITHDREW							

NAIA DOOR T & F
LONG JUMP

RUSSELLVILLE, AR
Division: WOMEN

MAY
EVENT 39

Records - NAIA MEN : NO MARK
NAIA WOMEN : 21-01.25 Comfort Igeh Wayland Bapt. TX -86
N/A : NO MARK
N/A : NO MARK

ENTRANT # NAME GR AFFILIATION PLACE MARK

FINAL RESULTS

1071	COMFORT IGEH	Jr	Wayland Baptist TX	1	20-07.75
961	MICHELLE NEAL	Sr	Prairie View A&M TX	2	20-04.25
1090	DENISE WILLIAMS	Jr	Wayland Baptist TX	3	20-03.5
1263	MELODY ROBINSON	Sr	Midland Lutheran NE	4	19-04.75
1070	PENNY GRIFFIN	Sr	Wayland Baptist TX	5	19-03.5
1306	DANA WALKER		Kansas Wesleyan KS	6	19-00.25
1020	LAVERNE EVANS	Jr	Western State CO	7	18-09.5
1333	KAREN BAUER	Jr	Wisconsin-Milwaukee	8	18-09.25

— FINAL —

NAI- DOOR T & F
SHOT -

RUSSELLVILLE, AR
Division: WOMEN

MAY
EVEN

Records - NAIA MEN : NO MARK
NAIA WOMEN : 50-04.0 Sharon Harrison Prairie V. A&M TX-86
N/A : NO MARK
N/A : NO MARK

ENTRANT # NAME GR AFFILIATION PLACE MARK

FINAL RESULTS

1296	BETH STUART	Sr	Kearney State NE	1	47-05.75
970	CONNIE HUGEN	Jr	Doane NE	2	46-10.75
958	SHARON HARRISON	Sp	Prairie View A&M TX	3	46-06.25
1373	LIZ MULVIHILL	Sr	Benidji State MN	4	45-07.0
1293	TINA REICHERT	Fr	Kearney State NE	5	45-05.75
1069	LORETTE GOODWIN	Fr	Wayland Baptist TX	6	42-05.5
985	SUE BRETERNITZ	Fr	Saginaw Valley State MI	7	41-11.5
914	JOEY CLASSEN	Sp	Azusa Pacific CA	8	41-07.0

— FINAL —

NAME: DOOR T & F

WELLSVILLE, AR

MAY 21

SPRINT RELAY

Division: WOMEN

EVENT

ENTRANT NAME GR AFFILIATION MARK

FINAL RESULTS

976 /PRAIRIE VIEW A&M Prairie View A&M TX 1 1:39.73

1091 /WAYLAND BAPTIST Wayland Baptist TX 2 1:42.29

937 /AZUSA PACIFIC Azusa Pacific CA 3 1:43.83

922 /NORTHWESTERN COLLEGE Northwestern College IA 4 1:45.83

1157 /WISCONSIN-PARKSIDE Wisconsin-Parkside 5 1:45.97

1007 /SAGINAW VALLEY STAT Saginaw Valley State MI 6 1:45.97

1130 /MISSOURI BAPTIST Missouri Baptist 7 1:46.24

1299 /KEARNEY STATE Kearney State NE 8 1:46.43

=====

— FINAL —

NAIA 10,000 METER
JUNIOR T & F

RUSSELLVILLE, AR
Division: WOMEN

MAY 21, 1967
EVENT # 33

Records - NAIA MEN : NO MARK
NAIA WOMEN : 35:06.51 Erin Gillespie Hillsdale MI -86
N/A : NO MARK
N/A : NO MARK

ENTRANT # NAME GR AFFILIATION PLACE MARK

FINAL RESULTS

1354	ERIN GILLESPIE	Sp	Hillsdale MI	1	36:03.76
1108	KATHY NICHOLS	Sr	Pacific Lutheran WA	2	36:05.45
1258	KARLA CHRISTENSEN	Jr	Midland Lutheran NE	3	36:10.26
1253	TRUDY SEARCY	Sp	Emporia State KS	4	36:21.11
1254	SWAN STINE	Sp	Emporia State KS	5	36:37.45
1261	YVONNE HOLLMANN	Fr	Midland Lutheran NE	6	36:54.00
1383	TRACY NELSON	Jr	Winona State MN	7	37:04.42
1248	MARY GRIEBEL	Jr	Emporia State KS	8	37:37.69
981	MOLLY OSTLUND	Sr	Puget Sound WA	9	37:48.84
1297	PAULA WEST	Sp	Kearney State NE	10	38:14.94
1200	JODI WILLIAMSON	Sr	Taylor IN	11	38:16.89
988	TAWNEY KERN	Fr	Flagler FL	12	38:21.35
1403	SHARI PAOLUCCI	Jr	Southern Colorado	13	38:57.49
1325	KATHY BOONE	Jr	Southwestern KS	14	38:58.81
1317	DOLores MONTGOMERY	Sr	Western Washington	15	38:58.83
1112	ERIN WICKHAM	Sr	Pacific Lutheran WA	16	40:04.49
1102	KATHY HERZOG	Sr	Pacific Lutheran WA	17	40:44.81
1381	DEANNA YOUNG		School of the Ozarks MO	18	39:39.28 - 1 lap short

— FINAL —

NAIA - INDOOR T & F
SPRINT MEDLEY RELAY

RUSSELLVILLE, AR
Division: WOMEN

MAY 1987
EVENT # 36

Records - NAIA MEN : NO MARK
NAIA WOMEN : 1:39.32 Prairie View A&M TX 1982
N/A : NO MARK
N/A : NO MARK

ENTRANT # NAME GR AFFILIATION PLACE MARK

PRELIM RESULTS SECTION # 1

976 /PRAIRIE VIEW A&M Prairie View A&M TX 1 1:41.63

1007 /SAGINAW VALLEY STAT Saginaw Valley State MI 2 1:46.15

1130 /MISSOURI BAPTIST Missouri Baptist 4 1:46.64

922 /NORTHWESTERN COLLEGE Northwestern College IA 5 1:47.07

1348 /WI-MILWAUKEE Wisconsin-Milwaukee 6 1:48.31

1028 /PARK COLLEGE Park MO 7 1:50.90

1244 /NORTHWOOD INSTITUTE Northwood Institute MI DISQUALIFIED

1266 /MIDLAND LUTHERAN Midland Lutheran NE DISQUALIFIED

PRELIM RESULTS SECTION # 2

937 /AZUSA PACIFIC Azusa Pacific CA 1 1:44.68

1091 /WAYLAND BAPTIST Wayland Baptist TX 2 1:45.47

1299 /KEARNEY STATE Kearney State NE 3 1:47.03

1157 /WISCONSIN-PARKSIDE Wisconsin-Parkside 4 1:47.67

1080 /ARKANSAS PINE BLUFF Arkansas Pine Bluff 5 1:48.12

1175 /LUBBOCK CHRISTIAN Lubbock Christian TX 6 1:51.96

1189 /FORT HAYS ST. UNIV Fort Hays State KS 7 1:52.41

938 /PITTSBURG STATE UNI Pittsburg State KS DISQUALIFIED

NAIA ... DOOR T & F
1500 METER

RUSSELLVILLE, AR
Division: WOMEN

MAY 17 1987
EVENT 30

Records - NAIA MEN : NO MARK
NAIA WOMEN : 4:23.50 Teresa Lloyd Jamestown ND -86
N/A : NO MARK
N/A : NO MARK

ENTRANT # NAME GR AFFILIATION PLACE MARK

PRELIM RESULTS SECTION # 1

1272	LEAH PELLIS	Jr	Simon Fraser CAN	1	4:27.14
1035	TERESA LLOYD	Sr	Jamestown ND	2	4:34.48
1295	DONNA SPICKELMIER	Sp	Kearney State NE	3	4:35.80
972	CATHY TAYLOR	Sr	Prairie View A&M TX	4	4:42.96
1048	MEG McELROY	Jr	Manchester IN	5	4:53.70
1199	SHERRY POMEROY	Jr	Taylor IN	6	5:02.36
1235	ANGIE MOGIELSKI	Jr	North Florida	7	5:04.80

PRELIM RESULTS SECTION # 2

1343	AMY SIMONSON	Sr	Wisconsin-Milwaukee	1	4:45.40
1018	LORI MORENO	Sr	Western State CO	2	4:46.78
1149	MICHELLE MARTER	Jr	Wisconsin-Parkside	3	4:48.43
1146	JILLEEN FOBAIR	Jr	Wisconsin-Parkside	4	4:50.46
1109	SHANNON RYAN	Sr	Pacific Lutheran WA	5	4:53.69
1085	JOELLEN KARST	Fr	Huntington IN	6	4:56.00
1131	MELYNDA DAVIS	Fr	Harding AR	7	4:56.88

NAIA INDOOR T & F
100 METER HURDLES

RUSSELLVILLE, AR
Division: WOMEN

MAY 1987
EVENT # 25

Records - NAIA MEN : NO MARK
NAIA WOMEN : 13.71
N/A : NO MARK
N/A : NO MARK

Brenda Jarvis

Adams State CO -85

ENTRANT #	NAME	GR	AFFILIATION	PLACE	MARK
-----------	------	----	-------------	-------	------

PRELIM RESULTS SECTION # 1

959	LAVONDA LUCKETT	Sr	Prairie View A&M TX	1	13.87
965	EDITH RENFRO	Jr	Prairie View A&M TX	2	14.29
1128	DOROTHY YOUNG	Sp	Missouri Baptist	3	14.34
1073	SONIA HARRIS	Jr	Arkansas Pine Bluff	4	15.42
1180	GENELL HOBBS	Fr	Harris Stowe State MO	5	15.55
925	TRACY IVY	Jr	Pittsburg State KS	6	16.14
1185	DEB MOORE	Sr	Fort Hays State KS		DID NOT FINISH

PRELIM RESULTS SECTION # 2

1263	MELODY ROBINSON	Sr	Midland Lutheran NE	1	14.14
1043	MARTHA HANS	Sr	Siena Heights MI	2	14.38
974	KIMOLYN VANZANT	Sp	Prairie View A&M TX	3	14.74
1198	MICHELLE HOLLAR	Jr	Taylor IN	4	14.83
1059	TERRI BANKS	Fr	Arkansas Pine Bluff	5	15.13
977	MARY KUSLER	Sp	Puget Sound WA	6	15.26
1186	GAY RANKIN	Sr	Fort Hays State KS	7	17.11

PRELIM RESULTS SECTION # 3

1090	DENISE WILLIAMS	Jr	Wayland Baptist TX	1	14.07
1019	KELLEY SMOOTE	Sr	Western State CO	2	14.46
917	TERI VaWechel	Sp	Northwestern College IA	3	14.61
1178	ANGELA FRANKLIN	Fr	Missouri Valley MO	4	15.00
1274	JENIFER DURBIN	Sp	Chadron State NE	5	15.50
1352	JENNIFER FAROUGH	Fr	Hillsdale MI	6	16.66

NAIA - MAJOR T & F
400 METERS

RUSSELLVILLE, AR
Division: WOMEN

MAY 1986
EVENT

Records - NAIA MEN : NO MARK
NAIA WOMEN : 51.83 Airat Bakare Azusa Pacific CA -86
N/A : NO MARK
N/A : NO MARK

ENTRANT # NAME GR AFFILIATION PLACE MARK

PRELIM RESULTS SECTION # 1

913	AIRAT BAKARE ✓	Jr	Azusa Pacific CA	1	55.64
1075	DONITA PERRY ✓	Sr	Wayland Baptist TX	2	56.78
1067	REATER GOSTON	Jr	Wayland Baptist TX	3	57.64
1165	KATHY RANDOLPH	Jr	Malone OH	4	58.78
1022	SONDRA ELLIS	Jr	Park MO	5	59.47
1176	KIM HALLER	Jr	Mid-America Nazarene KS	6	1:00.14
1218	RANA COX	Sp	Tarleton State TX	7	1:01.07

PRELIM RESULTS SECTION # 2

1399	DENISE BULLOCKS ✓	Sr	Chicago State IL	1	55.97
1298	BETH WILSON ✓	Sr	Kearney State NE	2	57.02
971	GINA JOCHIM ✓	Jr	Doane NE	3	57.45
1161	KELLY GEISER ✓	Fr	Malone OH	4	58.81
1372	SUE JOHNSON	Jr	Bemidji State MN	5	58.57
1012	FELICIA PLAYER		Southern New Orleans LA	6	1:01.49

PRELIM RESULTS SECTION # 3

1086	ALTHEA THOMAS ✓	Jr	Wayland Baptist TX	1	54.83
1066	MADIE CHUNN	Fr	Arkansas Pine Bluff	2	57.09
1366	LISA WOJCIECHOWSKI	Sr	Hillsdale MI	4	57.90
1021	GWEN ELLIOTT	Fr	Park MO	4	57.90
1306	DANA WALKER		Kansas Wesleyan KS	5	57.91
1013	DENISE WILLIAMS		Southern New Orleans LA	6	1:01.17

PRELIM RESULTS SECTION # 4

1242	CICILIE MURDOCK	Sr	Northwood Institute MI	1	56.57
969	JOCELYN TATUM	Jr	Prairie View A&M TX	2	57.16
1077	JOANNE SOLOMON ✓	Fr	Wayland Baptist TX	3	57.53
1247	GRETCHEN BOHM ✓	Fr	Emporia State KS	4	58.26
1204	SHELLEY RAU	Jr	Mary ND	5	58.86
1095	KARI JOHNSON	Fr	Northern State SD	6	1:00.31

No. OUTDOOR T & F
100 METER

RUSSELLVILLE, AR
Division: WOMEN

MA: 1987
EVENT # 24

Records - NAIA MEN : NO MARK
NAIA WOMEN : 11.68
N/A : NO MARK
N/A : NO MARK

DELETE
Comfort Igeh

DELETE
Wayland Bapt. TX -86

ENTRANT # NAME GR AFFILIATION PLACE MARK

PRELIM RESULTS SECTION # 1

1074	NZEAL KYOMO	Sr	Wayland Baptist TX	1	12.13	‡
975	EVAN WILLIAMS	Sr	Prairie View A&M TX	2	12.19	‡
1071	COMFORT IGEH	Jr	Wayland Baptist TX	3	12.28	‡
1062	VICKIE AOKO	Sp	Wayland Baptist TX	4	12.28	‡
1179	PHEBE WASHINGTON	Fr	Missouri Valley MO	5	12.62	‡
997	DONNA PORTER	Fr	Goshen IN	6	12.79	‡
1033	LISA HARRIS	Fr	Paul Quinn TX		DID NOT START	

PRELIM RESULTS SECTION # 2

1158	CAROL BAILEY	Fr	Concordia NE	1	12.04	‡
1322	HOLLIE WATSON	Sp	Western Washington	2	12.15	‡
951	WANDA CLAY	Sp	Prairie View A&M TX	3	12.30	‡
1036	DEBORAH HUGHES	Fr	Paul Quinn TX	4	12.60	‡
1379	ANGELA WRIGHT	Sr	Central Washington	5	12.61	‡
1170	TRACIE STEVENSON	Fr	Malone OH	6	12.74	‡
1304	SHERON WEGENER	Jr	Western Oregon State	7	13.05	‡

PRELIM RESULTS SECTION # 3

1063	MARCIA BROWN	Jr	Wayland Baptist TX	1	12.21	‡
956	PATTI HARRIS	Sp	Prairie View A&M TX	2	12.32	‡
1397	ANN KIECKER		Moorhead State MN	3	12.39	‡
994	JEANETTE ELWELL	Fr	Saginaw Valley State MI	4	12.40	‡
1220	DONNA DEWBERRY	Jr	Carson-Newman TN	5	12.44	‡
1144	JACQUELINE COTTON	Jr	Wisconsin-Parkside	6	12.75	‡
1180	GENELL HOBBS	Fr	Harris Stowe State MO	7	13.23	‡

PRELIM RESULTS SECTION # 4

1064	STARLETTE DANIELS	Sr	Wayland Baptist TX	1	11.99	‡
1269	LORI EWING	Jr	Simon Fraser CAN	2	12.26	‡
1004	FILIPA SMITH	Sr	Saginaw Valley State MI	3	12.30	‡
1009	THERESA CRESSEY		Southern New Orleans LA	4	12.66	‡
923	MICHELENE HOLDER	Fr	Ottawa KS	5	12.75	‡
931	SHERI POZIL	Sr	Azusa Pacific CA	6	12.75	‡

NAIA NAT'L OUTDOOR T & F
800 METER

RUSSELLVILLE, AR
Division: WOMEN

MAY 57
EVENT # 29

Records - NAIA MEN : NO MARK
NAIA WOMEN : 2:03.89
N/A : NO MARK
N/A : NO MARK

Britt McRoberts

Simon Fraser BC - 86

ENTRANT # NAME GR AFFILIATION PLACE MARK

PRELIM RESULTS SECTION # 1

972	CATHY TAYLOR	Sr	Prairie View A&M TX	1	2:12.31
1105	MINTA MISLEY	Jr	Pacific Lutheran WA	2	2:12.47
1279	DEB SPICKLEMIER	Sp	Chadron State NE	3	2:12.65
1015	CORINNE BEHREND		Western State CO	4	2:13.27
955	ESTHER MAHR	Sr	Cedarville OH	5	2:14.30
1237	LINDA PRYOR	Jr	Oklahoma Christian	6	2:22.39

PRELIM RESULTS SECTION # 2

1295	DONNA SPICKELMIER	Sp	Kearney State NE	1	2:18.47
1035	TERESA LLOYD	Sr	Jamestown ND	2	2:19.20
1017	LISA FITZGERALD	Sp	Western State CO	3	2:20.47
1040	SARAH HIETT		Wisconsin-Parkside	4	2:20.53
1150	NANCY MARTER	Sp	Wisconsin-Parkside	5	2:21.44
964	BELINDA SILLS	Fr	Cedarville OH	6	2:22.40

PRELIM RESULTS SECTION # 3

980	KATHY WAGGONER	Sp	Doane NE	1	2:15.07
1384	JACKIE ABERS	Sr	Moorhead State MN	2	2:16.14
1315	KATHY MILLER	Sr	Western Washington	3	2:17.11
1338	ANNE HILLS	Jr	Wisconsin-Milwaukee	4	2:17.35
1245	SONJA GREEN	Sp	Arkansas Monticello	5	2:19.63
1126	PATRICIA SUTTON	Fr	Missouri Baptist	6	NO MARK

NAIA NATL. OUTDOOR T & F
200 METER

RUSSELLVILLE, AR
Division: WOMEN

MAY 21, 1987
EVENT # 26

Records - NAIA MEN : NO MARK
NAIA WOMEN : 23.69 Comfort Igeh Wayland Bapt. TX -86
N/A : NO MARK
N/A : NO MARK

ENTRANT # NAME GR AFFILIATION PLACE MARK

PRELIM RESULTS SECTION # 1

975	EVAN WILLIAMS	Sr	Prairie View A&M TX	1	24.49
1322	HOLLIE WATSON	Sp	Western Washington	2	24.64
1071	COMFORT IGEH	Jr	Wayland Baptist TX	3	24.69
1074	NZEAL KYOMO	Sr	Wayland Baptist TX	4	24.73
1060	PAULETTE BELL	Jr	Arkansas Pine Bluff	5	25.62
1179	PHEBE WASHINGTON	Fr	Missouri Valley MO	6	26.37
997	DONNA PORTER	Fr	Goshen IN	7	26.96
1095	KARI JOHNSON	Fr	Northern State SD	8	26.99

PRELIM RESULTS SECTION # 2

969	JOCELYN TATUM	Jr	Prairie View A&M TX	1	24.13
1086	ALTHEA THOMAS	Jr	Wayland Baptist TX	2	24.23
1269	LORI EWING	Jr	Simon Fraser CAN	3	24.63
956	PATTI HARRIS	Sp	Prairie View A&M TX	4	25.03
1063	MARCIA BROWN	Jr	Wayland Baptist TX	5	25.61
1304	SHERON WEGENER	Jr	Western Oregon State	6	26.06
918	PAULA TRUESDALE	Fr	Northwestern College IA	7	26.44
1176	KIM HALLER	Jr	Mid-America Nazarene KS	8	26.45

PRELIM RESULTS SECTION # 3

913	AIRAT BAKARE	Jr	Azusa Pacific CA	1	24.29
1064	STARLETTE DANIELS	Sr	Wayland Baptist TX	2	24.47
1075	DONITA PERRY	Sr	Wayland Baptist TX	3	24.79
1062	VICKIE AOKO	Sp	Wayland Baptist TX	4	25.02
1009	THERESA CRESSEY		Southern New Orleans LA	5	25.61
1154	BECCA SCOTT	Sp	Wisconsin-Parkside	6	25.64
917	TERI VaWechel	Sp	Northwestern College IA	7	26.12
1136	BETH NELSON	Sp	Minot State ND	8	26.85

PRELIM RESULTS SECTION # 4

1158	CAROL BAILEY	Fr	Concordia NE	1	24.13
1004	FILIPA SMITH	Sr	Saginaw Valley State MI	2	24.57
951	WANDA CLAY	Sp	Prairie View A&M TX	3	24.75
1399	DENISE BULLOCKS	Sr	Chicago State IL	4	24.91
1379	ANGELA WRIGHT	Sr	Central Washington	5	25.77
971	GINA JOCHIM	Jr	Doane NE	6	26.07
923	MICHELENE HOLDER	Fr	Ottawa KS	7	26.20
1204	SHELLEY RAU	Jr	Mary ND	8	27.08

NAIA NATL OUTDOOR T & F
400 HURDLES

RUSSELLVILLE, AR
Division: WOMEN

MAY
EVENT # 13

Records - NAIA MEN : NO MARK
NAIA WOMEN : 57.99
N/A : NO MARK
N/A : NO MARK

Lavonda Lockett

Prairie V. A&M TX-86

ENTRANT # NAME GR AFFILIATION PLACE MARK

PRELIM RESULTS SECTION # 1

977	MARY KUSLER	Sp	Puget Sound WA	1	1:03.81
930	KIM PETWAY	Fr	Azusa Pacific CA	2	1:04.07
959	LAVONDA LUCKETT	Sr	Prairie View A&M TX	3	1:04.49
954	SHELLY FRATUS	Jr	Cedarville OH	4	1:04.90
1198	MICHELLE HOLLAR	Jr	Taylor IN	5	1:05.10
1042	AMY SPARROW	Jr	Jamestown ND	6	1:06.22
1054	MEGAN FULLER	Sp	Westmont CA	7	1:06.25

PRELIM RESULTS SECTION # 2

965	EDITH RENFRO	Jr	Prairie View A&M TX	1	1:02.85
1043	MARTHA HANS	Sr	Siena Heights MI	2	1:03.49
1345	ANN THOMAS	Sr	Wisconsin-Milwaukee	3	1:03.68
1181	JENIFER TURNER	Sr	Kennesaw GA	4	1:04.48
1289	KAREN HEUERTZ	Sr	Kearney State NE	5	1:05.78
902	APRIL CAMPBELL	Sp	Adams State CO	6	1:06.51
1225	TRACY LONG		Anderson IN	7	1:06.78

PRELIM RESULTS SECTION # 3

1344	FELICIA SUTTON	Sr	Wisconsin-Milwaukee	1	1:01.70
1019	KELLEY SMOOTE	Sr	Western State CO	2	1:03.61
1310	KRISTINE DUNN	Sr	Western Washington	3	1:04.42
1178	ANGELA FRANKLIN	Fr	Missouri Valley MO	4	1:07.74
1197	TERESA GOLLMER	Sp	Taylor IN	5	1:08.63
1209	ANNETTE HELLING	Sr	Whitworth WA		DID NOT FINISH

DAY 3

SATURDAY, MAY 23, 1987

**WOMEN'S DIVISION
THIRD DAY
HEAT SHEETS & RESULTS**

**NAIA National Outdoor
Track and Field Championships
Russellville, Arkansas**

36TH ANNUAL MEN'S & 7TH ANNUAL WOMEN'S
 NAIA NATIONAL OUTDOOR TRACK & FIELD CHAMPIONSHIPS

MAY 21-23, 1987

AT RUSSELLVILLE HIGH SCHOOL - SPONSORED BY ARKANSAS TECH AND THE RUSSELLVILLE CHAMBER OF COMMERCE

TENTATIVE SCHEDULE OF EVENTS

THURSDAY, MAY 21, 1986

8:45 a.m. Heptathlon (100.-H.J.-S.P.
 200 Women
 9:00 a.m. Decathlon (100m-L.J.-S.P.-H.J.
 400) Men

FIELD EVENTS

3:30 p.m. Hammer-Men-Trials & FINALS
 3:30 p.m. Long Jump-Women-Trials & FINALS
 4:00 p.m. Shot Put-Women-Trials & FINALS
 4:00 p.m. Javelin-Men-Trials & FINALS
 6:00 p.m. Long Jump-Men-Trials & FINALS

RUNNING EVENTS

4:30 p.m. Steeplechase-Men-Trials
 5:00 p.m. Sprint Medley Relay-Women-Trials
 5:15 p.m. 400m Relay-Men-Trials
 5:30 p.m. 1500m-Women-Trials
 5:50 p.m. 1500-Men-Trials
 6:10 p.m. OPENING CEREMONIES
 6:30 p.m. 100m Hurdles-Women-Trials
 6:50 p.m. 110 Hurdles-Men-Trials
 7:10 p.m. 400m-Women-Trials
 7:25 p.m. 400m-Men-Trials
 7:40 p.m. 100m-Women-Trials
 7:55 p.m. 100m-Men-Trials
 8:10 p.m. 800m-Women-Trials
 8:30 p.m. 800m-Men-Trials
 8:50 p.m. 200m-Women-Trials
 9:05 p.m. 200m-Men-Trials
 9:20 p.m. 400m Hurdles-Women-Trials
 9:35 p.m. 400m Hurdles-Men-Trials
 9:55 p.m. Sprint Medley Relay-Women-FINALS
 10:05 p.m. 10,000m-Men-FINALS
 10:40 p.m. 10,000m-Women-FINALS

FRIDAY, MAY 23, 1986

8:30 a.m. Decathlon (110 HH, DT, PV, JT,
 1500-Men
 8:30 a.m. Heptathlon (LJ, JT, 800)-Women

FIELD EVENTS

2:00 p.m. High Jump-Women-Trials & FINALS
 3:00 p.m. Javelin-Women-Trials & FINALS
 3:00 p.m. Triple Jump-Women-Trial & FINALS
 5:00 p.m. Shot Put-Men-Trials & FINALS
 6:00 p.m. Triple Jump-Men-Trials & FINALS



FRIDAY, MAY 22, 1987

RUNNING EVENTS

3:30 p.m. 100m Hurdles-Women-Semis
 3:50 p.m. 110 Hurdles-Men-Semis
 4:10 p.m. 100m-Women-Semis
 4:25 p.m. 100m-Men-Semis
 4:40 p.m. 400m-Women-Semis
 4:55 p.m. 400m-Men-Semis
 5:15 p.m. 800m-Women-Semis
 5:30 p.m. 800m-Men-Semis
 5:45 p.m. 400 Relay-Women-Semis
 6:00 p.m. 400 Relay-Men-Semis
 6:20 p.m. OPENING CEREMONIES
 6:40 p.m. 100m-Hurdles-Women-FINALS
 6:50 p.m. 110 Hurdles-Men-FINALS
 7:00 p.m. 400m Hurdles-Women-Semis
 7:20 p.m. 400m Hurdles-Men-Semis
 7:40 p.m. 100m-Women-FINALS
 7:50 p.m. 100m-Men-FINALS
 8:00 p.m. AWARDS
 8:30 p.m. 5000m-Women-Semis
 8:55 p.m. 5000m-Men-Semis
 9:30 p.m. 4x400m Relay-Women-Trials
 9:50 p.m. 4x400m Relay-Men-Trials
 10:10 p.m. 10,000m Walk-Men-FINALS

SATURDAY, MAY 23, 1987

FIELD EVENTS

1:30 p.m. High Jump-Men-FINALS
 2:00 p.m. Discus-Women-Trials & FINALS
 2:00 p.m. Pole Vault-Men-FINALS
 4:00 p.m. Discus-Men-Trials & FINALS

RUNNING EVENTS

6:00 a.m. Marathon-Men & Women-FINALS
 5:10 p.m. OPENING CEREMONIES
 5:30 p.m. 3000 Women-FINALS
 5:45 p.m. 3000 Steeplechase-Men-FINALS
 6:00 p.m. 4x100 Relay-Women-FINALS
 6:10 p.m. 4x100 Relay-Men-FINALS
 6:20 p.m. 1500m-Women-FINALS
 6:30 p.m. 1500m-Men-FINALS
 6:40 p.m. 200m-Women-Semis
 6:55 p.m. 200m-Men-Semis
 7:15 p.m. 400m Hurdles-Women-FINALS
 7:25 p.m. 400m Hurdles-Men-FINALS
 7:30 p.m. 400m-Women-FINALS
 7:45 p.m. 400m-Men-FINALS
 7:55 p.m. 800m-Women-FINALS
 8:05 p.m. 800m-Men-FINALS
 8:15 p.m. 200m-Women-FINALS
 8:25 p.m. 200 Men-FINALS
 8:30 p.m. AWARDS
 9:00 p.m. 5000m-Women-FINALS
 9:20 p.m. 5000m-Men-FINALS
 9:50 p.m. 4x400 Relay-Women-FINALS
 10:00 p.m. 4x400 Relay-Men-FINALS
 10:05 p.m. CLOSING TEAM AWARDS

DISCUS, WOMEN
NAIA NATL OUTDOOR T & F

PRELIM # 1
RUSSELLVILLE, AR

EVENT # 40
MAY 21, 1987

05-20-1987--12:55:05

Schedule - Prelim:

Seas:

Final: 2:00PM-SATURDAY

Records - NAIA MEN : NO MARK
NAIA WOMEN : 161-02.0
N/A : NO MARK
N/A : NO MARK

Beth Stuart

Kearney State NE -86

3 FLIGHTS OF 5; 1 FLIGHT OF 4; QUALIFY 8 TO FINALS

ENTRANT #	NAME	GR	AFFILIATION	PREV. MARK	POSITION	PLACE	MARK
					1	-----	-----
					2	-----	-----
948	JEANETTE STIGGE	Jr	Bethany KS	133-00.0	3	-----	-----
1159	KAREN BROOKENS	Sr	Concordia NE	136-01.0	4	-----	-----
914	JOEY CLASSEN	Sp	Azusa Pacific CA	138-10.0	5	-----	-----
967	GAIL STRIEGLER	Sp	Central Arkansas	124-08.0	6	-----	-----
					7	-----	-----
					8	-----	-----

PRELIM #2

ENTRANT #	NAME	GR	AFFILIATION	PREV. MARK	POSITION	PLACE	MARK
					1	-----	-----
1332	JOHANNA WILLIAMS	Fr	Eastern Oregon State	127-09.0	2	-----	-----
1296	BETH STUART	Sr	Kearney State NE	173-11.0	3	-----	-----
1382	RACHEL HAMILTON	Jr	Winona State MN	135-03.5	4	-----	-----
1065	MARY FRANCIS	Fr	Wayland Baptist TX	142-02.0	5	-----	-----
950	NANCY TALIAFERRO	Fr	Bethany KS	144-04.0	6	-----	-----
					7	-----	-----

DISCUS, WOMEN
NAIA NATL OUTDOOR T & F

PRELIM # 3
RUSSELLVILLE, AR

EVENT # 40
MAY 21, 1987

05-20-1987--12:55:19

Schedule - Prelim:

Semi:

Final: 2:00PM-SATURDAY

Records - NAIA MEN : NO MARK
NAIA WOMEN : 161-02.0
N/A : NO MARK
N/A : NO MARK

Beth Stuart

Kearney State NE -86

3 FLIGHTS OF 5; 1 FLIGHT OF 4; QUALIFY 8 TO FINALS

ENTRANT #	NAME	GR	AFFILIATION	PREV. MARK	POSITION	PLACE	MARK
					1	-----	-----
1203	LENA LAPOINT	Sr	Mary ND	141-01.0	2	-----	-----
1213	BARB LASHINSKI	Fr	Whitworth WA	120-09.0	3	-----	-----
1331	RACHEL SUDUL	Sr	Fresno Pacific CA	113-06.0	4	-----	-----
949	MIA BONDS	Sp	Prairie View A&M TX	139-05.0	5	-----	-----
1051	JACKIE MEINDERS	Sr	Manchester IN	129-09.0	6	-----	-----
					7	-----	-----
					8	-----	-----

PRELIM #4

ENTRANT #	NAME	GR	AFFILIATION	PREV. MARK	POSITION	PLACE	MARK
					1	-----	-----
1267	CATHY BELCHER	Sp	Simon Fraser CAN	144-02.0	2	-----	-----
985	SUE BRETERNITZ	Fr	Saginaw Valley State MI	143-00.5	3	-----	-----
958	SHARON HARRISON	Sp	Prairie View A&M TX	139-11.0	4	-----	-----
1293	TINA REICHERT	Fr	Kearney State NE	153-03.0	5	-----	-----
970	CONNIE HUGEN	Jr	Doane NE	162-00.0	6	-----	-----
					7	-----	-----
					-	-----	-----

3000 METER, WOMEN
NAIA NATL OUTDOOR T & F

FINAL
RUSSELLVILLE, AR

EVENT # 31 05-20-1987--11:51:44
MAY 21, 1987

Schedule - Prelim:

Semi:

Final: 5:30PM-SATURDAY

Records - NAIA MEN : NO MARK
NAIA WOMEN : 9:34.69
N/A : NO MARK
N/A : NO MARK

Ann Manning

U. of Portland OR-86

ENTRANT #	NAME	GR	AFFILIATION	PREV. MARK	POSITION	PLACE	MARK
1111	MELANIE VENEKAMP	Sr	Pacific Lutheran WA	9:58.44	1	-----	-----
1142	KRISTIN ALIOTO	Fr	Wisconsin-Parkside	10:27.13	2	-----	-----
1087	MARIA NEWCOMER		Findlay OH	10:51.74	3	-----	-----
1342	MARGIE SCHWEINERT	Sp	Wisconsin-Milwaukee	10:28.44	4	-----	-----
1048	MEG McELROY	Jr	Manchester IN	10:05.34	5	-----	-----
910	DORIS WATSON	Jr	Adams State CO	10:21.14	6	-----	-----
1233	KIM JARVIS	Sr	North Florida	10:14.34	7	-----	-----
1103	VALERIE HILDEN	Jr	Pacific Lutheran WA	9:52.99	8	-----	-----
1147	LAURA KAUFFMAN		Wisconsin-Parkside	10:25.41	9	-----	-----
1311	JENNIFER EASTMAN	Jr	Western Washington	10:10.94	10	-----	-----

EVENT OFFICIAL

TITLE

WIND READING: -----

400 METER RELAY, WOMEN
NAIA NATL OUTDOOR T & F

FINAL
RUSSELLVILLE, AR

EVENT # 34
MAY 21, 1987

05-22-1987 23:04

Schedule - Prelim:

Semi: 5:45PM-FRIDAY

Final: 6:00PM-SATURDAY

Records - NAIA MEN : NO MARK
NAIA WOMEN : 45.06
N/A : NO MARK
N/A : NO MARK

Prairie View A&M TX 1983

FINAL

ENTRANT #	NAME	GR AFFILIATION	PREV. MARK	POSITION	PLACE	MARK
1244	/NORTHWOOD INSTITUTE	Northwood Institute MI	48.19	1	-----	-----
937	/AZUSA PACIFIC	Azusa Pacific CA	47.55	2	-----	-----
1348	/WI-MILWAUKEE	Wisconsin-Milwaukee	47.54	3	-----	-----
976	/PRAIRIE VIEW A&M	Prairie View A&M TX	45.47	4	-----	-----
1091	/WAYLAND BAPTIST	Wayland Baptist TX	45.92	5	-----	-----
1007	/SAGINAW VALLEY STAT	Saginaw Valley State MI	47.40	6	-----	-----
1080	/ARKANSAS PINE BLUFF	Arkansas Pine Bluff	47.78	7	-----	-----
916	/MALONE COLLEGE	Malone OH	48.13	8	-----	-----

EVENT OFFICIAL

TITLE

WIND READING: -----

1500 METER, WOMEN
NAIA NATL OUTDOOR T & F

FINAL
RUSSELLVILLE, AR

EVENT # 30
MAY 21, 1987

05-22-1987--15:22:41

Schedule - Prelim: 5:30PM-THURSDAY

Semi:

Final: 6:20PM-SATURDAY

Records - NAIA MEN : NO MARK
NAIA WOMEN : 4:23.50
N/A : NO MARK
N/A : NO MARK

Teresa Lloyd

Jamestown ND -86

FINAL

ENTRANT #	NAME	GR	AFFILIATION	PREV. MARK	POSITION	PLACE	MARK
1149	MICHELLE MARTER	Jr	Wisconsin-Parkside	4:48.43	1	-----	-----
972	CATHY TAYLOR	Sr	Prairie View A&M TX	4:42.96	2	-----	-----
1035	TERESA LLOYD	Sr	Jamestown ND	4:34.48	3	-----	-----
1048	MEG McELROY	Jr	Manchester IN	4:53.70	4	-----	-----
1272	LEAH PELLIS	Jr	Simon Fraser CAN	4:27.14	5	-----	-----
1109	SHANNON RYAN	Sr	Pacific Lutheran WA	4:53.69	6	-----	-----
1085	JOELLEN KARST	Fr	Huntington IN	4:56.00	7	-----	-----
1146	JILLEEN FOBAIR	Jr	Wisconsin-Parkside	4:50.46	8	-----	-----
1295	DONNA SPICKELMIER	Sp	Kearney State NE	4:35.80	9	-----	-----
1343	AMY SIMONSON	Sr	Wisconsin-Milwaukee	4:45.40	10	-----	-----
1131	MELYNDA DAVIS	Fr	Harding AR	4:56.88	11	-----	-----
1018	LORI MORENO	Sr	Western State CO	4:46.78	12	-----	-----

EVENT OFFICIAL

TITLE

WIND READING: -----

200 METERS
NAIA NATL COED BOYS T & F

SEMI # 1
RUSSELLVILLE, AR

EVENT # 26
MAY 21, 1987

05-21-1987 11:26:29

Schedule - Prelim: 8:50PM-THURSDAY Semi: 6:40PM-SATURDAY Final: 8:15PM-SATURDAY

Records - NAIA MEN : NO MARK
NAIA WOMEN : 23.69 Comfort Igeh Wayland Bapt. TX -86
N/A : NO MARK
N/A : NO MARK

2 HEATS OF 8; TOP 4 EACH HEAT ADVANCE

ENTRANT #	NAME	GR	AFFILIATION	PREV. MARK	POSITION	PLACE	MARK
1074	NZEAL KYOMO	Sr	Wayland Baptist TX	24.73	1	-----	-----
1269	LORI EWING	Jr	Simon Fraser CAN	24.63	2	-----	-----
1086	ALTHEA THOMAS	Jr	Wayland Baptist TX	24.23	3	-----	-----
969	JOCELYN TATUM	Jr	Prairie View A&M TX	24.13	4	-----	-----
975	EVAN WILLIAMS	Sr	Prairie View A&M TX	24.49	5	-----	-----
1322	HOLLIE WATSON	Sp	Western Washington	24.64	6	-----	-----
1075	DONITA PERRY	Sr	Wayland Baptist TX	24.79	7	-----	-----
956	PATTI HARRIS	Sp	Prairie View A&M TX	25.03	8	-----	-----

SEMI #2

ENTRANT #	NAME	GR	AFFILIATION	PREV. MARK	POSITION	PLACE	MARK
1399	DENISE BULLOCKS	Sr	Chicago State IL	24.91	1	-----	-----
1071	COMFORT IGEH	Jr	Wayland Baptist TX	24.69	2	-----	-----
1064	STARLETTE DANIELS	Sr	Wayland Baptist TX	24.47	3	-----	-----
1158	CAROL BAILEY	Fr	Concordia NE	24.13	4	-----	-----
913	AIRAT BAKARE	Jr	Azusa Pacific CA	24.29	5	-----	-----
1004	FILIPA SMITH	Sr	Saginaw Valley State MI	24.57	6	-----	-----
951	WANDA CLAY	Sp	Prairie View A&M TX	24.75	7	-----	-----
1062	VICKIE AOKO	Sp	Wayland Baptist TX	25.02	8	-----	-----

400 H
00 HURDLES, WOMEN
NAIA NATL OUTDOOR T & F

FINAL
RUSSELLVILLE, AR

EVENT # 28
MAY 21, 1987

05-22-1987--20:09:51

Schedule - Prelim: 9:20PM-THURSDAY Semi: 7:00PM-FRIDAY Final: 7:15PM-SATURDAY

Records - NAIA MEN : NO MARK
NAIA WOMEN : 57.99 Lavonda Lockett Prairie V. A&M TX-86
N/A : NO MARK
N/A : NO MARK

FINAL

ENTRANT #	NAME	GR AFFILIATION	PREV. MARK	POSITION	PLACE	MARK
1019	KELLEY SMOOTE	Sr Western State CO	1:03.62	1	-----	-----
1310	KRISTINE DUNN	Sr Western Washington	1:03.05	2	-----	-----
1344	FELICIA SUTTON	Sr Wisconsin-Milwaukee	1:02.40	3	-----	-----
959	LAVONDA LUCKETT	Sr Prairie View A&M TX	59.60	4	-----	-----
965	EDITH RENFRO	Jr Prairie View A&M TX	1:01.55	5	-----	-----
977	MARY KUSLER	Sp Puget Sound WA	1:03.29	6	-----	-----
1345	ANN THOMAS	Sr Wisconsin-Milwaukee	1:03.29	7	-----	-----
1181	JENIFER TURNER	Sr Kennesaw GA	1:04.15	8	-----	-----

EVENT OFFICIAL

TITLE

WIND READING: -----

400 METER, WOMEN
NAIA NATL OUTDOOR T & F

FINAL
RUSSELLVILLE, AR

EVENT # 27
MAY 21, 1987

05-22-1987--17:11:21

Schedule - Prelim: 7:10PM-THURSDAY

Semi: 4:40PM-FRIDAY

Final: 7:30PM-SATURDAY

Records - NAIA MEN : NO MARK
NAIA WOMEN : 51.83
N/A : NO MARK
N/A : NO MARK

Airat Bakare

Azusa Pacific CA -86

FINALS

ENTRANT #	NAME	GR AFFILIATION	PREV. MARK	POSITION	PLACE	MARK
1075	DONITA PERRY	Sr Wayland Baptist TX	56.59	1	-----	-----
1067	REATER GOSTON	Jr Wayland Baptist TX	56.70	2	-----	-----
969	JOCELYN TATUM	Jr Prairie View A&M TX	55.20	3	-----	-----
913	AIRAT BAKARE	Jr Azusa Pacific CA	54.22	4	-----	-----
1086	ALTHEA THOMAS	Jr Wayland Baptist TX	54.76	5	-----	-----
1399	DENISE BULLOCKS	Sr Chicago State IL	55.44	6	-----	-----
1242	CICILIE MURDOCK	Sr Northwood Institute MI	55.34	7	-----	-----
1066	MADIE CHUNN	Fr Arkansas Pine Bluff	55.72	8	-----	-----

EVENT OFFICIAL

TITLE

WIND READING: -----

800 METER, WOMEN
NAIA NATL OUTDOOR T & F

FINAL
RUSSELLVILLE, AR

EVENT # 29
MAY 21, 1987

05-22-1987--18:00:23

Schedule - Prelim: 8:10PM-THURSDAY

Semi: 5:15PM-FRIDAY

Final: 7:55PM-SATURDAY

Records - NAIA MEN : NO MARK
NAIA WOMEN : 2:03.89
N/A : NO MARK
N/A : NO MARK

Britt McRoberts

Simon Fraser BC - 86

FINALS

ENTRANT #	NAME	GR AFFILIATION	PREV. MARK	POSITION	PLACE	MARK
1035	TERESA LLOYD	Sr Jamestown ND	2:09.79	1	-----	-----
1384	JACKIE ABERS	Sr Moorhead State MN	2:12.29	2	-----	-----
980	KATHY WAGGONER	Sp Doane NE	2:11.02	3	-----	-----
1338	ANNE HILLS	Jr Wisconsin-Milwaukee	2:10.38	4	-----	-----
972	CATHY TAYLOR	Sr Prairie View A&M TX	2:11.16	5	-----	-----
1040	SARAH HIETT	Wisconsin-Parkside	2:11.89	6	-----	-----
1015	CORINNE BEHREND	Western State CO	2:10.76	7	-----	-----
1017	LISA FITZGERALD	Sp Western State CO	2:11.90	8	-----	-----

EVENT OFFICIAL

TITLE

WIND READING: -----

5000 METER, WOMEN
NAIA NATL OUTDOOR T & F

FINAL
RUSSELLVILLE, AR

EVENT # 32
MAY 21, 1987

05-22-1987--21:45:29

Schedule - Prelim:

Semi: 8:00PM-FRIDAY

Final: 8:55PM-SATURDAY

Records - NAIA MEN : NO MARK
NAIA WOMEN : 16:49.36
N/A : NO MARK
N/A : NO MARK

Denise Falzone

Adams State CO -85

FINAL

ENTRANT #	NAME	GR	AFFILIATION	PREV. MARK	POSITION	PLACE	MARK
1362	GINA VANLAAR	Jr	Hillsdale MI	17:36.50	1	-----	-----
1402	LORIE MORENO		Western State CO	17:42.69	2	-----	-----
1320	GENEVIE PFUELLER	Jr	Western Washington	17:56.42	3	-----	-----
1258	KARLA CHRISTENSEN	Jr	Midland Lutheran NE	17:41.26	4	-----	-----
1168	MARGUERITE SKELLO	Jr	Malone OH	17:39.57	5	-----	-----
1377	KIM BURKE	Sr	Central Washington	17:44.45	6	-----	-----
1135	BRENDA MIHALICZ	Sr	Minot State ND	17:42.50	7	-----	-----
909	JANE REAVES	Jr	Adams State CO	17:53.79	8	-----	-----
910	DORIS WATSON	Jr	Adams State CO	17:38.64	9	-----	-----
1103	VALERIE HILDEN	Jr	Pacific Lutheran WA	17:44.78	10	-----	-----
1108	KATHY NICHOLS	Sr	Pacific Lutheran WA	17:44.79	11	-----	-----
1111	MELANIE VENEKAMP	Sr	Pacific Lutheran WA	17:42.10	12	-----	-----

EVENT OFFICIAL

TITLE

WIND READING: -----

1600 METER RELAY, WOMEN
NAIA NATL OUTDOOR T & F

FINAL
RUSSELLVILLE, AR

EVENT # 35
MAY 21, 1987

05-22-1987--22:30:27

Schedule - Prelim:

Semi: 9:00PM-FRIDAY

Final: 9:15PM-SATURDAY

Records - NAIA MEN : NO MARK
NAIA WOMEN : 3:37.67
N/A : NO MARK
N/A : NO MARK

Prairie View A&M TX 1986

FINAL

ENTRANT #	NAME	GR AFFILIATION	PREV. MARK	POSITION	PLACE	MARK
X 1244	/NORTHWOOD INSTITUTE	Northwood Institute MI	3:49.67	1	-----	-----
X 922	/NORTHWESTERN COLLEGE	Northwestern College IA	3:48.12	2	-----	-----
X 976	/PRAIRIE VIEW A&M	Prairie View A&M TX	3:44.53	3	-----	-----
X 1157	/WISCONSIN-PARKSIDE	Wisconsin-Parkside	3:52.76	4	-----	-----
X 1348	/WI-MILWAUKEE	Wisconsin-Milwaukee	3:50.97	5	-----	-----
X 1091	/WAYLAND BAPTIST	Wayland Baptist TX	3:49.99	6	-----	-----
X 937	/AZUSA PACIFIC	Azusa Pacific CA	3:49.27	7	-----	-----
X 1080	/ARKANSAS PINE BLUFF	Arkansas Pine Bluff	3:49.32	8	-----	-----

EVENT OFFICIAL

TITLE

WIND READING: -----

**SECOND DAY
WOMEN'S RESULTS**

**NAIA NATIONAL CHAMPIONSHIPS
MAY 22, 1987**

AFTER 10 EVENTS HAVE BEEN SCORED

CODE #	NAME	MEN	WOMEN
152	Prairie View A&M TX		71
191	Wayland Baptist TX		63
112	Midland Lutheran NE		26
139	Pacific Lutheran WA		18
57	Emporia State KS		18
92	Kearney State NE		15
165	Simon Fraser CAN		14
206	Whitworth WA		12
118	Missouri Baptist		12
84	Hillsdale MI		10
39	Concordia NE		10
171	Southern Oregon State		10
50	Doane NE		8
200	Western Washington		7
12	Azusa Pacific CA		7
198	Western Oregon State		6
199	Western State CO		6
7	Arkansas Pine Bluff		6
132	Northwood Institute MI		6
17	Bemidji State MN		5
154	Puget Sound WA		5
158	Saginaw Valley State MI		5
62	Fort Hays State KS		5
130	Northwestern College IA		5
164	Siena Heights MI		4
190	Walsh OH		4
216	Wisconsin-Parkside		4
99	Linfield OR		4
35	Chadron State NE		3
150	Point Loma Nazarene CA		3
91	Kansas Wesleyan KS		3
106	Mary ND		3
128	Northern State SD		3
143	Park MO		2
211	Winona State MN		2
134	Oklahoma Christian		2
183	Taylor IN		1
215	Wisconsin-Milwaukee		1
121	Moorhead State MN		1

NAIA NATL OUTDOOR T & F
10,000 METER
ENTRANT # NAME

RUSSELLVILLE, AR
Division: WOMEN

MAY 21, 1987
EVENT # 33

GR AFFILIATION MARK

FINAL RESULTS

1354	ERIN GILLESPIE	Sp	Hillsdale MI	1	36:05.47
1108	KATHY NICHOLS	Sr	Pacific Lutheran WA	2	36:12.82
1258	KARLA CHRISTENSEN	Jr	Midland Lutheran NE	3	36:21.15
1253	TRUDY SEARCY	Sp	Emporia State KS	4	36:24.85
1254	SWAN STINE	Sp	Emporia State KS	5	36:37.45
1261	YVONNE HOLLMANN	Fr	Midland Lutheran NE	6	36:54.04
1383	TRACY NELSON	Jr	Winona State MN	7	37:04.45
1248	MARY GRIEBEL	Jr	Emporia State KS	8	37:37.76
981	MOLLY OSTLUND	Sr	Puget Sound WA	9	37:48.84
1297	PAULA WEST	Sp	Kearney State NE	10	38:14.94
1200	JODI WILLIAMSON	Sr	Taylor IN	11	38:16.89
988	TAWNEY KERN	Fr	Flagler FL	12	38:21.35
1403	SHARI PAOLUCCI	Jr	Southern Colorado	13	38:57.49
1325	KATHY BOONE	Jr	Southwestern KS	14	38:58.81
1317	DOLORES MONTGOMERY	Sr	Western Washington	15	38:58.83
1112	ERIN WICKHAM	Sr	Pacific Lutheran WA	16	40:04.49
1102	KATHY HERZOG	Sr	Pacific Lutheran WA	17	40:44.81
1381	DEANNA YOUNG		School of the Ozarks MO	18	39:39.28

NAIA NATL OUTDOOR T & F
HIGH JUMP

RUSSELLVILLE, AR
Division: WOMEN

MAY 21, 1987
EVENT # 38

ENTRANT #	NAME	GR	AFFILIATION		MARK

FINAL RESULTS					
1099	DENISE BRUCE	Sr	Pacific Lutheran WA	1	5-08.75
1246	TRISH BAHR	Jr	Emporia State KS	2	5-08.0
1243	JULANE THAYER	Sr	Northwood Institute MI	3	5-08.0
1106	KELLY COX	Sp	Missouri Baptist	4	5-08.0
1050	ANGELA ALLEN	Jr	Arkansas Pine Bluff	5	5-07.25
946	JAMI ROBINSON	Sr	Point Loma Nazarene CA	6	5-06.5
1024	GENESIA LIVINGSTON	Jr	Park MO	7	5-06.5
1393	JEAN MCCOY	Jr	Moorhead State MN	8	5-06.5
=====					

- FINAL -

NAIA NATL OUTDOOR T & F
JAVELIN
ENTRANT # NAME

RUSSELLVILLE, AR
Division: WOMEN

MAY 21, 1987
EVENT # 41

GR AFFILIATION

MARK

FINAL RESULTS

1213	BARB LASHINSKI	Fr	Whitworth WA	1	169-07.0	*
1119	SHANNON GATES	Jr	Southern Oregon State	2	156-07.75	
1273	EILEEN VOLPATTI	Sp	Simon Fraser CAN	3	151-10.25	
982	PATRICIA PERRY	Jr	Puget Sound WA	4	150-05.75	
1081	KIM HALTER	Sp	Linfield OR	5	147-01.5	
1203	LEMA LAPOINT	Sr	Mary ND	6	146-03.5	
1117	KRIS ETTNER	Sp	Southern Oregon State	7	144-05.25	
1212	GWEN KEISER	Sr	Whitworth WA	8	140-05.25	

=====

- FINAL -

NAIA NATL OUTDOOR T & F
TRIPLE JUMP

RUSSELLVILLE, AR
Division: WOMEN

MAY 21, 1987
EVENT # 37

ENTRANT #	NAME	GR	AFFILIATION	PLACE	MARK	

FINAL RESULTS						
961	MICHELLE NEAL	Sr	Prairie View A&M TX	1	41-03.0	*
1090	DENISE WILLIAMS	Jr	Wayland Baptist TX	2	41-00.25	*
1263	MELODY ROBINSON	Sr	Midland Lutheran NE	3	39-01.25	
956	PATTI HARRIS	Sp	Prairie View A&M TX	4	38-00.75	
1016	LINDA BROZEK	Jr	Western State CO	5	38-00.25	
1097	MONIQUE RYCKMAN	Sr	Northern State SD	6	37-09.25	
1079	PATRICIA WISE	Jr	Arkansas Pine Bluff	7	37-09.25	
1307	SHELLY BOROVICH	Jr	Western Washington	8	37-07.25	
=====						

— FINAL — NEW NAIA RECORD

NAIA NATL OUTDOOR T & F
100 METER HURDLES

RUSSELLVILLE, AR
Division: WOMEN

MAY 21, 1987
EVENT # 25

ENTRANT #	NAME	GR	AFFILIATION		MARK

FINAL RESULTS					
1090	DENISE WILLIAMS	Jr	Wayland Baptist TX	1	13.95
959	LAVONDA LUCKETT	Sr	Prairie View A&M TX	2	14.00
1263	MELODY ROBINSON	Sr	Midland Lutheran NE	3	14.03
1128	DOROTHY YOUNG	Sp	Missouri Baptist	4	14.29
1043	MARTHA HANS	Sr	Siena Heights MI	5	14.39
965	EDITH RENFRO	Jr	Prairie View A&M TX	6	14.51
974	KIMOLYN VANZANT	Sp	Prairie View A&M TX	7	14.74
1198	MICHELLE HOLLAR	Jr	Taylor IN	8	14.95
=====					

— FINAL —

NAIA NATL OUTDOOR T & F
100 METER

RUSSELLVILLE, AR
Division: WOMEN

MAY 21, 1987
EVENT # 24

ENTRANT #	NAME	GR	AFFILIATION		MARK	

FINAL RESULTS						
1158	CAROL BAILEY	Fr	Concordia NE	1	12.00	†
1064	STARLETTE DANIELS	Sr	Wayland Baptist TX	2	12.04	†
1322	HOLLIE WATSON	Sp	Western Washington	3	12.11	†
1062	VICKIE AOKO	Sp	Wayland Baptist TX	4	12.12	†
975	EVAN WILLIAMS	Sr	Prairie View A&M TX	5	12.14	†
951	WANDA CLAY	Sp	Prairie View A&M TX	6	12.15	†
956	PATTI HARRIS	Sp	Prairie View A&M TX	7	12.22	†
1074	NZEAL KYOMO	Sr	Wayland Baptist TX	8	12.32	†
=====						

- FINAL -

NAIA NATL OUTDOOR T & F
100 METER HURDLES

RUSSELLVILLE, AR
Division: WOMEN

MAY 21, 1987
EVENT # 25

Records - NAIA MEN : NO MARK
NAIA WOMEN : 13.71
N/A : NO MARK
N/A : NO MARK

Brenda Jarvis

Adams State CO -85

ENTRANT #	NAME	GR	AFFILIATION	PLACE	MARK
-----------	------	----	-------------	-------	------

PRELIM RESULTS SECTION # 1

959	LAVONDA LUCKETT	Sr	Prairie View A&M TX	1	13.87
965	EDITH RENFRO	Jr	Prairie View A&M TX	2	14.29
1128	DOROTHY YOUNG	Sp	Missouri Baptist	3	14.34
1073	SONIA HARRIS	Jr	Arkansas Pine Bluff	4	15.42
1180	GENELL HOBBS	Fr	Harris Stowe State MO	5	15.55
925	TRACY IVY	Jr	Pittsburg State KS	6	16.14
1185	DEB MOORE	Sr	Fort Hays State KS		DID NOT FINISH

PRELIM RESULTS SECTION # 2

1263	MELODY ROBINSON	Sr	Midland Lutheran NE	1	14.14
1043	MARTHA HANS	Sr	Siena Heights MI	2	14.38
974	KIMOLYN VANZANT	Sp	Prairie View A&M TX	3	14.74
1198	MICHELLE HOLLAR	Jr	Taylor IN	4	14.83
1059	TERRI BANKS	Fr	Arkansas Pine Bluff	5	15.13
977	MARY KUSLER	Sp	Puget Sound WA	6	15.26
1186	GAY RANKIN	Sr	Fort Hays State KS	7	17.11

PRELIM RESULTS SECTION # 3

1090	DENISE WILLIAMS	Jr	Wayland Baptist TX	1	14.07
1019	KELLEY SMOOTE	Sr	Western State CO	2	14.46
917	TERI VaWechel	Sp	Northwestern College IA	3	14.61
1178	ANGELA FRANKLIN	Fr	Missouri Valley MO	4	15.00
1274	JENIFER DURBIN	Sp	Chadron State NE	5	15.50
1352	JENNIFER FAROUGH	Fr	Hillsdale MI	6	16.66

SEMI RESULTS SECTION # 1

959	LAVONDA LUCKETT	Sr	Prairie View A&M TX	1	13.93
965	EDITH RENFRO	Jr	Prairie View A&M TX	2	14.43
1043	MARTHA HANS	Sr	Siena Heights MI	3	14.67
974	KIMOLYN VANZANT	Sp	Prairie View A&M TX	4	14.84
1059	TERRI BANKS	Fr	Arkansas Pine Bluff	5	15.33
1073	SONIA HARRIS	Jr	Arkansas Pine Bluff	6	15.50
917	TERI VaWechel	Sp	Northwestern College IA	7	NO MARK

SEMI RESULTS SECTION # 2

1090	DENISE WILLIAMS	Jr	Wayland Baptist TX	1	14.26
1263	MELODY ROBINSON	Sr	Midland Lutheran NE	2	14.38
1128	DOROTHY YOUNG	Sp	Missouri Baptist	3	14.61
1198	MICHELLE HOLLAR	Jr	Taylor IN	4	14.97
1019	KELLEY SMOOTE	Sr	Western State CO	5	15.04
1178	ANGELA FRANKLIN	Fr	Missouri Valley MO	6	15.67
1274	JENIFER DURBIN	Sp	Chadron State NE	7	15.91
1180	GENELL HOBBS	Fr	Harris Stowe State MO	8	16.55

100 METER, WOMEN
NAIA NATL OUTDOOR T & F

SEMI # 1
RUSSELLVILLE, AR

EVENT # 24
MAY 21, 1987

05-21-1987--09:52:10

Let me

Schedule - Prelim: 7:40PM-THURSDAY

Semi: 4:10PM-FRIDAY

Final: 7:40PM-FRIDAY

Records - NAIA MEN : NO MARK
NAIA WOMEN : 11.68
N/A : NO MARK
N/A : NO MARK

DELETE
Comfort Igeh

DELETE
Wayland Bapt. TX -86

2 HEATS OF 8; TOP 4 ADVANCE TO FINALS

11.9

ENTRANT #	NAME	GR	AFFILIATION	PREV. MARK	POSITION	PLACE	MARK
1062	VICKIE AOKO	Sp	Wayland Baptist TX	12.28	✓ 1	4	12.26
1071	COMFORT IGEH	Jr	Wayland Baptist TX	12.28	✓ 2	7	12.43
1322	HOLLIE WATSON	Sp	Western Washington	12.15	✓ 3	2	12.14
1064	STARLETTE DANIELS	Sr	Wayland Baptist TX	11.99	✓ 4	1	12.03
1063	MARCIA BROWN	Jr	Wayland Baptist TX	12.21	✓ 5	5	12.32
956	PATTI HARRIS	Sp	Prairie View A&M TX	12.32	✓ 6	3	12.16
1397	ANN KIECKER		Moorhead State MN	12.39	✓ 7	6	12.34
1009	THERESA CRESSEY		Southern New Orleans LA	12.66	✓ 8	8	12.80

SEMI #2

ENTRANT #	NAME	GR	AFFILIATION	PREV. MARK	POSITION	PLACE	MARK
994	JEANETTE ELWELL	Fr	Saginaw Valley State MI	12.40	✓ 1	6	12.43
951	WANDA CLAY	Sp	Prairie View A&M TX	12.30	✓ 2	4	12.36
975	EVAN WILLIAMS	Sr	Prairie View A&M TX	12.19	✓ 3	2	12.17
1158	CAROL BAILEY	Fr	Concordia NE	12.04	4 ✓	1	12.09
1074	NZEAL KYOMO	Sr	Wayland Baptist TX	12.13	5 ✓	3	12.21
1269	LORI EWING	Jr	Simon Fraser CAN	12.26	6 ✓	7	12.69
1004	FILIPA SMITH	Sr	Saginaw Valley State MI	12.30	7 ✓	5	12.42
1036	DEBORAH HUGHES	Fr	Paul Quinn TX	12.60	✓ 8	8	12.75

11.9

NAIA NATL OUTDOOR T & F
400 METER

RUSSELLVILLE, AR
Division: WOMEN

MAY 21, 1987
EVENT # 27

JK
19

Records - NAIA MEN : NO MARK
NAIA WOMEN : 51.83
N/A : NO MARK
N/A : NO MARK

Airat Bakare

Azusa Pacific CA -86

ENTRANT # NAME GR AFFILIATION PLACE MARK

SEMI RESULTS SECTION # 1

1086	ALTHEA THOMAS	Jr	Wayland Baptist TX	1	54.76
969	JOCELYN TATUM	Jr	Prairie View A&M TX	2	55.20
1242	CICILIE MURDOCK	Sr	Northwood Institute MI	3	55.34
1075	DONITA PERRY	Sr	Wayland Baptist TX	4	56.59
971	GINA JOCHIM	Jr	Doane NE	5	57.05
1021	GWEN ELLIOTT	Fr	Park MO	6	57.43
1366	LISA WOJCIECHOWSKI	Sr	Hillsdale MI	7	58.21
1161	KELLY GEISER	Fr	Malone OH	8	58.84

SEMI RESULTS SECTION # 2

913	AIRAT BAKARE	Jr	Azusa Pacific CA	1	54.22
1399	DENISE BULLOCKS	Sr	Chicago State IL	2	55.44
1066	MADIE CHUNN	Fr	Arkansas Pine Bluff	3	55.72
1067	REATER GOSTON	Jr	Wayland Baptist TX	4	56.70
1298	BETH WILSON	Sr	Kearney State NE	5	56.94
1077	JOANNE SOLOMON	Fr	Wayland Baptist TX	6	58.61
1247	GRETCHEN BOHM	Fr	Emporia State KS	7	59.26
1165	KATHY RANDOLPH	Jr	Malone OH	8	NO MARK

NAIA NATL OUTDOOR T & F
800 METER

RUSSELLVILLE, AR
Division: WOMEN

MAY 21, 1987
EVENT # 29

Records - NAIA MEN : NO MARK
NAIA WOMEN : 2:03.89
N/A : NO MARK
N/A : NO MARK

Britt McRoberts

Simon Fraser BC - 86

ENTRANT #	NAME	GR	AFFILIATION	PLACE	MARK
-----------	------	----	-------------	-------	------

SEMI RESULTS SECTION # 1

972	CATHY TAYLOR	Sr	Prairie View A&M TX	1	2:11.16
1040	SARAH HIETT		Wisconsin-Parkside	2	2:11.89
1017	LISA FITZGERALD	Sp	Western State CO	3	2:11.90
1384	JACKIE ABERS	Sr	Moorhead State MN	4	2:12.29
1105	MINTA MISLEY	Jr	Pacific Lutheran WA	5	2:13.08
955	ESTHER MAHR	Sr	Cedarville OH	6	2:13.86
1315	KATHY MILLER	Sr	Western Washington	7	2:16.69

SEMI RESULTS SECTION # 2

1035	TERESA LLOYD	Sr	Jamestown ND	1	2:09.79
1338	ANNE HILLS	Jr	Wisconsin-Milwaukee	2	2:10.38
1015	CORINNE BEHREND		Western State CO	3	2:10.76
980	KATHY WAGGONER	Sp	Doane NE	4	2:11.02
1279	DEB SPICKLEMIER	Sp	Chadron State NE	5	2:11.37
1295	DONNA SPICKELMIER	Sp	Kearney State NE	6	2:11.61
1150	NANCY MARTER	Sp	Wisconsin-Parkside	7	2:15.77
1245	SONJA GREEN	Sp	Arkansas Monticello	8	NO MARK

NAIA NATL OUTDOOR T & F
400 METER RELAY

RUSSELLVILLE, AR
Division: WOMEN

MAY 21, 1987
EVENT # 34

Records - NAIA MEN : NO MARK
NAIA WOMEN : 45.06 Prairie View A&M TX 1983
N/A : NO MARK
N/A : NO MARK

ENTRANT #	NAME	GR	AFFILIATION	PLACE	MARK
PRELIM RESULTS SECTION # 1					
976	/PRAIRIE VIEW A&M		Prairie View A&M TX	1	45.47
1348	/WI-MILWAUKEE		Wisconsin-Milwaukee	2	47.54
937	/AZUSA PACIFIC		Azusa Pacific CA	3	47.55
916	/MALONE COLLEGE		Malone OH	4	48.13
1244	/NORTHWOOD INSTITUTE		Northwood Institute MI	5	48.19
1130	/MISSOURI BAPTIST		Missouri Baptist	6	48.27
1157	/WISCONSIN-PARKSIDE		Wisconsin-Parkside	7	49.06
1175	/LUBBOCK CHRISTIAN		Lubbock Christian TX		DISQUALIFIED
PRELIM RESULTS SECTION # 2					
1091	/WAYLAND BAPTIST		Wayland Baptist TX	1	45.92
1007	/SAGINAW VALLEY STAT		Saginaw Valley State MI	2	47.40
1080	/ARKANSAS PINE BLUFF		Arkansas Pine Bluff	3	47.78
1266	/MIDLAND LUTHERAN		Midland Lutheran NE	4	48.56
1398	/MOORHEAD STATE		Moorhead State MN	5	48.58
1224	/CARSON NEWMAN COLLEGE		Carson-Newman TN	6	49.50
938	/PITTSBURG STATE UNI		Pittsburg State KS	7	49.95
1189	/FORT HAYS ST. UNIV		Fort Hays State KS	8	NO MARK

NAIA NATL OUTDOOR T & F
400 HURDLES

RUSSELLVILLE, AR
Division: WOMEN

MAY 21, 1987
EVENT # 28

Records - NAIA MEN : NO MARK
NAIA WOMEN : 57.99
N/A : NO MARK
N/A : NO MARK

Lavonda Lockett

Prairie V. A&M TX-86

ENTRANT #	NAME	GR	AFFILIATION	PLACE	MARK
-----------	------	----	-------------	-------	------

SEMI RESULTS SECTION # 1

959	LAVONDA LUCKETT	Sr	Prairie View A&M TX	1	59.60
1344	FELICIA SUTTON	Sr	Wisconsin-Milwaukee	2	1:02.40
1310	KRISTINE DUNN	Sr	Western Washington	3	1:03.05
1019	KELLEY SMOOTE	Sr	Western State CO	4	1:03.62
1043	MARTHA HANS	Sr	Siena Heights MI	5	1:04.59
1178	ANGELA FRANKLIN	Fr	Missouri Valley MO	6	1:06.66
1198	MICHELLE HOLLAR	Jr	Taylor IN	7	1:07.75

SEMI RESULTS SECTION # 2

965	EDITH RENFRO	Jr	Prairie View A&M TX	1	1:01.55
977	MARY KUSLER	Sp	Puget Sound WA	2	1:03.29
1345	ANN THOMAS	Sr	Wisconsin-Milwaukee	3	1:03.29
1181	JENIFER TURNER	Sr	Kennesaw GA	4	1:04.15
954	SHELLY FRATUS	Jr	Cedarville OH	5	1:04.86
1289	KAREN HEUERTZ	Sr	Kearney State NE	6	1:05.90
930	KIM PETWAY	Fr	Azusa Pacific CA	7	1:06.05
1197	TERESA GOLLMER	Sp	Taylor IN		DID NOT START

NAIA NATL OUTDOOR T & F
5000 METER

RUSSELLVILLE, AR
Division: WOMEN

MAY 21, 1987
EVENT # 32

Records - NAIA MEN : NO MARK
NAIA WOMEN : 16:49.36 Denise Falzone Adams State CO -85
N/A : NO MARK
N/A : NO MARK

ENTRANT # NAME GR AFFILIATION PLACE MARK

PRELIM RESULTS SECTION # 1

1402	LORIE MORENO		Western State CO	1	17:42.69
1377	KIM BURKE	Sr	Central Washington	2	17:44.45
1103	VALERIE HILDEN	Jr	Pacific Lutheran WA	3	17:44.78
1108	KATHY NICHOLS	Sr	Pacific Lutheran WA	4	17:44.79
909	JANE REAVES	Jr	Adams State CO	5	17:53.79
1320	GENEVIE PFUELLER	Jr	Western Washington	6	17:56.42
1248	MARY GRIEBEL	Jr	Emporia State KS	7	18:00.45
981	MOLLY OSTLUND	Sr	Puget Sound WA	8	17:53.79
1254	SUSAN STINE	Sp	Emporia State KS	9	18:27.4
1160	DEVONNA BUESING	Sr	Concordia NE	10	18:29.20
1163	LISA KLINGSHIRN	Jr	Malone OH	11	18:33.99
1132	CHERYL BEDNOSKY	Jr	Harding AR	12	19:22.59

PRELIM RESULTS SECTION # 2

1362	GINA VANLAAR	Jr	Hillsdale MI	1	17:36.50
910	DORIS WATSON	Jr	Adams State CO	2	17:38.64
1168	MARGUERITE SKELLO	Jr	Malone OH	3	17:39.57
1258	KARLA CHRISTENSEN	Jr	Midland Lutheran NE	4	17:41.26
1111	MELANIE VENEKAMP	Sr	Pacific Lutheran WA	5	17:42.10
1135	BRENDA MIHALICZ	Sr	Minot State ND	6	17:42.50
1094	STEPH HENGEL	Sp	Northern State SD	7	17:44.33
1253	TRUDY SEARCY	Sp	Emporia State KS	8	17:51.10
1302	KATHRYN O'LEARY	Jr	Western Oregon State	9	17:57.76
1261	YVONNE HOLLMANN	Fr	Midland Lutheran NE	10	18:25.42
1389	TERESA GREENWOOD	Jr	Moorhead State MN	11	18:33.81
1346	ANN WARD	Fr	Wisconsin-Milwaukee	12	19:04.80

NAIA NATL OUTDOOR T & F
1600 METER RELAY

RUSSELLVILLE, AR
Division: WOMEN

MAY 21, 1987
EVENT # 35

Records - NAIA MEN : NO MARK
NAIA WOMEN : 3:37.67 Prairie View A&M TX 1986
N/A : NO MARK
N/A : NO MARK

ENTRANT #	NAME	GR	AFFILIATION	PLACE	MARK

PRELIM RESULTS SECTION # 1					
976	/PRAIRIE VIEW A&M		Prairie View A&M TX	1	3:44.53

922	/NORTHWESTERN COLLEG		Northwestern Co. A		3:48.12

937	/AZUSA PACIFIC		Azusa Pacific CA	3	3:49.27

1080	/ARKANSAS PINE BLUFF		Arkansas Pine Bluff	4	3:49.32

1007	/SAGINAW VALLEY STAT		Saginaw Valley State MI	5	3:53.40

916	/MALONE COLLEGE		Malone OH	6	3:55.02

1324	/WESTERN WASHINGTON		Western Washington	7	3:56.97

1189	/FORT HAYS ST. UNIV		Fort Hays State KS	8	4:09.65

PRELIM RESULTS SECTION # 2					
1244	/NORTHWOOD INSTITUTE		Northwood Institute MI	1	3:49.67

1091	/WAYLAND BAPTIST		Wayland Baptist TX	2	3:49.99

1348	/WI-MILWAUKEE		Wisconsin-Milwaukee	3	3:50.97

1157	/WISCONSIN-PARKSIDE		Wisconsin-Parkside	4	3:52.76

1299	/KEARNEY STATE		Kearney State NE	5	3:53.42

1130	/MISSOURI BAPTIST		Missouri Baptist	6	4:01.29

1028	/PARK COLLEGE		Park MO	7	4:02.56

1217	/PACIFIC LUTHERAN		Pacific Lutheran WA	8	4:03.60

TRACK & FIELD - MEN'S OUTDOOR

36TH ANNUAL
NATIONAL CHAMPIONSHIP MEET
May 21-23, 1987

Arkansas Tech University, Russellville, Arkansas

Azusa Pacific University, Azusa, California, compiled the third highest point total in the 36-year history of the event in winning an unprecedented fifth consecutive team title at the NAIA Men's Outdoor Track and Field Championships. The Cougars compiled a winning total of 108 points in capturing four event titles, to outdistance Wayland Baptist University, Plainview, Texas, and Prairie View A&M University, Prairie View, Texas. Junior Alrick Munroe, the outstanding performer in the NAIA indoor championships, captured the same outdoor honor with victories in the 100 and 200 meter dashes and the long jump. NAIA records were established by Maurice Smith of Adams State CO in the 1500-meter run and Mike Stauch of Wisconsin-Parkside in the 10,000-meter walk. Azusa Pacific coach Terry Franson was named the national coach of the year.

Team Standings

1. Azusa Pacific CA	108	25. Austin College TX	10	Park MO	5
2. Wayland Baptist TX	82	California Lutheran	10	Rio Grande OH	5
3. Prairie View TX	66	Eastern Oregon	10	Southern-New Orleans LA	5
4. Adams State CO	36	28. Ouachita Baptist AR	9	51. Henderson State AR	4.5
5. Pittsburg State KS	31	Pacific Lutheran WA	9	Northwestern Oklahoma	4.5
6. Hillsdale MI	26	30. Anderson IN	8	53. Cedarville OH	4
7. Central Arkansas	25	Concordia NE	8	Emporia State KS	4
8. Wisconsin-Parkside	23	Florida Memorial	8	Kearney State NE	4
9. Doane NE	22	Simon Fraser BC	8	Lubbock Christian TX	4
10. Southwestern KS	20	Southern Arkansas	8	Spring Arbor MI	4
11. Central Washington	19	35. Dickinson State ND	7.5	58. Ottawa KS	3.5
12. Missouri Baptist	18	36. Arkansas-Monticello.	7	59. Jamestown ND	3
13. Point Loma Nazarene CA	17	Oklahoma Christian	7	Kennesaw GA	3
Western Oregon	17	Southern Colorado	7	Northwood MI	3
Western State CO	17	Whitworth WA	7	62. Edward Waters FL	2
16. Chicago State IL	16	Wisconsin-Milwaukee	7	Hastings NE	2
17. Central State OK	15	41. Aquinas MI	6	West Florida	2
18. Missouri Valley	14	Chadron State NE	6	Willamette OR	2
Saginaw Valley MI	14	George Fox OR	6	Winona State MN	2
Southern Oregon	14	School of the Ozarks MO	6	67. Berry GA	1
21. Midland Lutheran NE	13	Valley City ND	6	Malone OH	1
Western Washington	13	46. Carson-Newman TN	5	Northwest Nazarene ID	1
23. West Virginia State	12	Northeastern Oklahoma	5	Wisconsin-River Falls	1
24. North Florida	11				

Individual Event Results

100-METER DASH: 1. Alrick Munroe, Wayland Baptist TX, 10.58; 2. Patrick Nwankno, Azusa Pacific CA, 10.64; 3. David Rogan, Chicago State IL, 10.75; 4. Manny Newman, Southwestern KS, 10.77; 5. Willie Lundy, Carson-Newman TN, 10.80; 6. Rocellius Pope, Wayland Baptist TX, 10.84; 7. Omar Whitfield, Hastings NE, 10.84; 8. Chris Jackson, Arkansas-Monticello, 12.38.

110-METER HURDLES: 1. Kevin McKinley, Prairie View TX, 14.30; 2. Anthony House, Azusa Pacific CA, 14.35; 3. Adolphus Onua, George Fox OR, 14.46; 4. Phillip Williams, Point Loma Nazarene CA, 14.54; 5. Herbie Akpom, Azusa Pacific CA, 14.60; 6. Ike Mbadugha, Azusa Pacific CA, 14.69; 7. Todd Leavens, California Lutheran, 14.72; 8. Darnell Anderson, Florida Memorial, 14.88.

200-METER DASH: 1. Alrick Munroe, Wayland Baptist TX, 21.02; 2. Patrick Nwankno, Azusa Pacific CA, 21.49; 3. Ron Walton, Missouri Baptist, 21.70; 4. Rodney Buggage, Southern-New Orleans LA, 21.88; 5. Darryl Wren, Pittsburg State KS, 22.11; 6. Devon Morris, Wayland Baptist TX, 22.22; 7. Eric Pogue, Prairie View TX, 26.09.

400-METER DASH: 1. Devon Morris, Wayland Baptist TX, 46.04; 2. James Rolle, Wayland Baptist TX, 46.93; 3. Kenneth Davis, Central Arkansas, 47.58; 4. Deanall Mitchell, Chicago State IL, 47.88; 5. Eric Pogue, Prairie View TX, 47.93; 6. Terrance Lee, California Lutheran, 48.00; 7. Felton Nails, Prairie View TX, 49.34; 8. Darnell Anderson, Florida Memorial, 50.23.

400-METER HURDLES: 1. Kevin McKinley, Prairie View TX, 51.27; 2. Lee Vaughn, Southern Arkansas, 51.90; 3. Wilbert Johnson, Florida Memorial, 52.13; 4. Kevin Ervin, Central Arkansas, 52.48; 5. Kris Andersson, Point Loma Nazarene CA, 52.52; 6. Tony Chatmen, Missouri Baptist, 53.21; 7. Dwayne Roberts, Central Arkansas, 53.34; 8. Don Smith, Oklahoma Christian, 53.86.

800-METER RUN: 1. Gregg Larson, Doane NE, 1:49.26; 2. Anthony Christie, Prairie View TX, 1:49.62; 3. Michael Gregory, Wayland Baptist TX, 1:50.46; 4. Lance Green, Prairie View TX, 1:50.49; 5. Ken Lobins, Wisconsin-Milwaukee, 1:50.90; 6. Paul Sampers, Jamestown ND, 1:50.94; 7. Kisute Kiboko, Wayland Baptist TX, 1:51.99; 8. Russell Cole, Pacific Lutheran WA, 1:52.09.

1500-METER RUN: 1. Maurice Smith, Adams State CO, 3:43.70 RECORD. Previous mark 3:44.88, Mike Boit, Eastern New Mexico, 1976; 2. Brian Williams, Anderson IN, 3:44.19; 3. Wes Tilgner, Western Oregon, 3:44.27; 4. Mike Pace, Central Washington, 3:44.46; 5. Roger Jennings, Emporia State KS, 3:45.23; 6. Rob Nelson, Simon Fraser BC, 3:46.82; 7. Rob Moore, Cedarville OH, 3:47.10; 8. David Matherne, Berry GA, 3:49.59.

5000-METER RUN: 1. Paul Aufdemberge, Hillsdale MI, 14:09.2; 2. Eduardo Navas, Western State CO, 14:16.8; 3. Cormac O'Riordan, Pittsburg State KS, 14:18.2; 4. Juan Diaz, Western State CO, 14:22.2; 5. Craig Dickson, Adams State CO, 14:26.3; 6. Elliott Rodda, Southwestern KS, 14:34.5; 7. Jeff Manley, Valley City ND, 14:35.4; 8. Fionan Cronin, North Florida, 14:46.3.

10,000-METER RUN: (no marks) 1. Paul Aufdemberge, Hillsdale MI; 2. Marco Ochoa, Adams State CO; 3. Jamie Burham, Missouri Baptist; 4. Robert Lemuel, Saginaw Valley MI; 5. Neil Sturgeon, Central Washington; 6. Philip Richey, Kennesaw GA; 7. Eric Fillingner, Cedarville OH; 8. Dave McKay, Malone OH.

10,000-METER WALK: 1. Mike Stauch, Wisconsin-Parkside, 43:22.1 RECORD. Previous mark 43:31.23, Ray Sharp, Wisconsin-Parkside, 1981; 2. Doug Fournier, Wisconsin-Parkside, 46:27.7; 3. Herman Nelson, Western Washington, 46:44.3; 4. Mike Rohl, Wisconsin-Parkside, 47:12.4; 5. Tony Engelhardt, Western Washington, 49:37.1; 6. Paul Judd, Aquinas MI, 50:03.1; 7. Randy Jacobs, Willamette OR, 52:12.3.

MARATHON: 1. Greg Miller, Eastern Oregon, 2:30:01.59; 2. Nelton Begay, Central State OK, 2:32:23.38; 3. Danny Charley, Central State OK, 2:35:57.00; 4. Blas Guerra, Park MO, 2:37:12.46; 5. Gary Schafer, Valley City ND, 2:37:58.79; 6. Mike Desrosiers, Hillsdale MI, 2:39:05.66; 7. James Bell, West Florida, 2:43:00.61; 8. Johnny Sharp, Carson-Newman TN, 2:43:50.62.

STEEPLECHASE: 1. Curt Castetter, North Florida, 8:59.87; 2. Dan Jaquez, Adams State CO, 9:01.21; 3. Dennis Smithhisler, Southwestern KS, 9:01.56; 4. Mark Pierson, Rio Grande OH, 9:02.94; 5. Ryan Robinson, Western State CO, 9:03.77; 6. Bill Dent, Dickinson State ND, 9:06.88; 7. Brian T. Reed, Winona State MN, 9:18.66; 8. Scott Cole, Spring Arbor MI, 9:19.27.

400-METER RELAY: 1. Pittsburg State KS (Monte Weathers, Darryl Wren, Greg Harrod, Jimmy Moulds), 40.71; 2. Ouachita Baptist AR (Rodgers Gaines, Robert Kemp, Leonard Dowden, Robert Banks), 41.10; 3. Missouri Valley (Anthony Walker, Alvin Watkins, Mike Carter, Claude Talbert), 41.25; 4. Chicago State IL (Chris Carrett, Deanail Mitchell, Enos Watts, David Rogan), 41:32; 5. Central Arkansas (Dwayne Roberts, Kenneth Davis, Kevin Ervin, Willie Davis), 41.35; 6. California Lutheran (Anthony Hardy, Todd Leavens, Terrance Lee, Troy Kurelich), 41.55.

1600-METER RELAY: 1. Prairie View TX (Eric Pogue, Lance Treene, Anthony Christie, Kevin McKinley), 3:11.1; 2. Wayland Baptist TX (Michael Gregory, Doyle Shirley, Dennis Alexander, Patrick Nwanguzo), 3:13.2; 3. Azusa Pacific CA (Carl Arnold, Sam Podd, Rich Verbal, Paul Dennis), 3:14.1; 4. Central Arkansas (Dwayne Roberts, Patrick Woodson, Kevin Ervin, Kenneth Davis), 3:15.0; 5. Lubbock Christian TX (Armstrong Williams, Sherlon Didier, Manuel Garcia, Mike Marshall), 3:15.3; 6. Missouri Baptist (Tony Chatman, Anthony Leaks, LeTorre Swinney, Ron Walton), 3:16.3; 7. Edward Waters FL, 3:16.6; 8. Central State OK, 3:18.0.

HIGH JUMP: 1. Larry Angle, West Virginia State, 7-0.25; 2. Jack Nance, Azusa Pacific CA, 6-11; 3. David Bedford, Oklahoma Christian, 6-11; 4. Mike Moser, Dickinson State ND and Don Rallegh, Northwestern Oklahoma, 6-9.75; 6. Mike Wilson, Aquinas MI, 6-9.75.

LONG JUMP: 1. Alrick Munroe, Wayland Baptist TX, 26-0.75; 2. Philmore Morris, Wayland Baptist TX, 25-10; 3. Anthony Beal, Arkansas-Monticello, 25-4.50; 4. Dennis McWhinney, Prairie View TX, 25-1.75; 5. Herbie Akpom, Azusa Pacific CA, 25-1.25; 6. Ivan Lowe, Northwood MI, 24-11.75; 7. James Land, West Virginia State, 24-9.75; 8. Dave Dangleis, Azusa Pacific CA, 24-6.25.

TRIPLE JUMP: 1. Dennis McWhinney, Prairie View TX, 51-0.75; 2. Bill King, Midland Lutheran NE, 50-6.75; 3. Robert A. Douglas, School of the Ozarks MO, 49-10; 4. Myron Jefferson, Southern Colorado, 49-5; 5. Curt Christensen, Adams State CO, 49-3; 6. Chris Bodley, Concordia NE, 48-7.25; 7. Eric Baldwin, Southern Colorado, 48-6.25; 8. Rodger Gaines, Ouachita Baptist AR, 48-4.50.

POLE VAULT: 1. Tim Lomheim, Azusa Pacific CA, 16-8; 2. Larry Weaver, Saginaw Valley MI, 15-11; 3. Kevin Taylor, Southern Oregon, 15-3; 4. David Brooks, Concordia NE, 15-3; 5. Randell Morris, Henderson State AR and Staffen Smith, Ottawa KS, 14-11; 7. Kevin Korthus, Azusa Pacific CA, Paul Ronhovde, Midland Lutheran NE and Steve Turner, Henderson State AR, 14-11.

DISCUS: 1. Ade Olukoju, Azusa Pacific CA, 185-5.50; 2. Ron McIntosh, Missouri Valley, 169-3.75; 3. John Baumann, Doane NE, 166-0.5; 4. Rob McManus, Simon Fraser BC, 165-7.75; 5. Soren Sorenson, Western Oregon, 164-7.75; 6. Bobby McDaniels, Central Arkansas, 162-2.25; 7. Tony Russo, Wisconsin-Milwaukee, 161-6; 8. John Chandler, Hillsdale MI, 158-8.25.

HAMMER THROW: 1. Jon Torrence, Central Washington, 187-7; 2. Kyong Song, Point Loma Nazarene CA, 179-9.75; 3. Dan Dickey, Southwestern KS, 176-6; 4. Soren Sorenson, Western Oregon, 176-3.5; 5. Arnie Tyler, Whitworth WA, 175-2.25; 6. Tim Jacobson, Whitworth WA, 174-10.75; 7. John Chandler, Hillsdale MI, 174-3.25; 8. Rich Candle, Saginaw Valley MI, 163-10.50.

JAVELIN: 1. Chris Grantham, Austin College TX, 234-1; 2. Craig Stelling, Pacific Lutheran WA, 210-11; 3. Jeff Shaw, Pittsburg State KS, 209-4; 4. Bob Campbell, Pittsburg State KS, 199-10; 5. Marco Montoya, Wayland Baptist TX, 199-8.25; 6. Rick Cleveland, Spring Arbor MI, 197-1.50; 7. Robert Harris, Adams State CO, 194-11.75; 8. Deron Dolfi, Chadron State NE, 194-7.

SHOT PUT: 1. Ade Olukoju, Azusa Pacific CA, 59-5.50; 2. Randy Settell, Southern Oregon, 58-8.75; 3. John Baumann, Doane NE, 55-10.50; 4. Darren Sheets, Northeastern Oklahoma, 52-9.25; 5. Mike Mullin, Midland Lutheran NE, 51-6.50; 6. Kim Nix, Western Washington, 50-4.75; 7. Kim Brown, Western Oregon, 50-0; 8. Tony Russo, Wisconsin-Milwaukee, 49-11.

DECATHLON: 1. Jack Nance, Azusa Pacific CA, 6,923; 2. Rick Verbel, Azusa Pacific CA, 6,706; 3. Dave Dangleis, Azusa Pacific CA, 6,704; 4. Danny Moore, Chadron State NE, 6,628; 5. Brian Lange, Kearney State NE, 6,596; 6. Mario Riveros, Azusa Pacific CA, 6,537; 7. Lindahl Lucas, California Lutheran, 6,525; 8. Mike Gilbert, Northwest Nazarene ID, 6,410.

TRACK & FIELD - WOMEN'S OUTDOOR

7TH ANNUAL
NATIONAL CHAMPIONSHIP MEET
May 21-23, 1987

Arkansas Tech University, Russellville, Arkansas

Prairie View A&M University, Prairie View; Texas, continued its dominance by winning its sixth consecutive team title in record form at the NAIA Outdoor Track and Field Championships. The Tigerettes established a meet standard with a winning total of 144 points and their 58-point winning margin over Wayland Baptist University, Plainview, Texas, was also a NAIA meet record. Led by Edith Renfro, named the outstanding performer of the three-day championships with a record-setting performance in the heptathlon as well as running a leg on the winning 1600-meter relay team Prairie View athletes won seven of 21 events. New NAIA marks were also established by Prairie View's LaVonda Lockett in the 400-meter hurdles and Michelle Neal in the triple jump. Other meet record breakers included Leah Pells of Simon Fraser BC in the 1500-meters, Beth Stuart of Kearney State NE in the discus and Barb Lashinski of Whitworth WA in the javelin. Prairie View coach Barbara Jacket was named the national coach of the year.

Team Standings

1. Prairie View TX	144	18. Jamestown ND	16	34. Bethany KS	4
2. Wayland Baptist TX	86	19. Southern Oregon	16	35. Linfield OR	4
3. Pacific Lutheran WA	39	20. Arkansas-Pine Bluff	15	36. Manchester IN	4
4. Simon Fraser BC	33	21. Saginaw Valley MI	14	37. Moorhead State MN	4
5. Midland Lutheran NE	32	22. Winona State MN	14	38. Siena Heights MI	4
6. Kearney State NE	30	23. Northwestern IA	13	39. Walsh OH	4
7. Wisconsin-Milwaukee	26	24. Whitworth WA	12	40. Central Washington	3
8. Azusa Pacific CA	25	25. Chicago State IL	10	41. Chadron State NE	3
9. Doane NE	24	26. Puget Sound WA	10	42. Kansas Wesleyan	3
10. Western State CO	24	27. Hastings NE	8	43. Kennesaw GA	3
11. Western Washington	24	28. Malone OH	7	44. Mary ND	3
12. Wisconsin-Parkside	24	29. Adams State CO	6	45. Northern State SD	3
13. Concordia NE	20	30. North Florida	6	46. Point Loma Nazarene CA	3
14. Emporia State KS	19	31. Western Oregon	6	47. Biola CA	2
15. Northwood MI	19	32. Bemidji State MN	5	48. Oklahoma Christian	2
16. Hillsdale MI	18	33. Fort Hays State KS	5	49. Park MO	2
17. Missouri Baptist	17			50. Taylor IN	1

Individual Meet Results

100-METER DASH: 1. Carol Bailey, Concordia NE, 12.00; 2. Starlette Daniels, Wayland Baptist TX, 12.04; 3. Hollie Watson, Western Washington, 12.11; 4. Vickie Aoko, Wayland Baptist TX, 12.12; 5. Evan Williams, Prairie View TX, 12.14; 6. Wanda Clay, Prairie View TX, 12.15; 7. Patti Harris, Prairie View TX, 12.22; 8. Nzeal Kyomo, Wayland Baptist TX, 12.32.

100-METER HURDLES: 1. Denise Williams, Wayland Baptist TX, 13.95; 2. LaVonda Lockett, Prairie View TX, 14.00; 3. Melody Robinson, Midland Lutheran NE, 14.03; 4. Dorothy Young, Missouri Baptist, 14.29; 5. Martha Hans, Siena Heights MI, 14.39; 6. Edith Renfro, Prairie View TX, 14.51; 7. Kimolyn Vanzant, Prairie View TX, 14.74; 8. Michelle Hollar, Taylor IN, 14.95.

200-METER DASH: 1. Carol Bailey, Concordia NE, 23.93; 2. Jocelyn Tatum, Prairie View TX, 24.02; 3. Evan Williams, Prairie View TX, 24.43; 4. Hollie Watson, Western Washington, 24.45; 5. Vickie Aoko, Wayland Baptist TX, 24.72; 6. Lori Ewing, Simon Fraser BC, 24.87; 7. Airat Bakare, Azusa Pacific CA, 25.18; 8. Wanda Clay, Prairie View TX, 25.37.

400-METER DASH: 1. Denise Bullocks, Chicago State IL, 55.21; 2. Cicille Murdock, Northwood MI, 55.36; 3. Airat Bakare, Azusa Pacific CA, 55.80; 4. Althea Thomas, Wayland Baptist TX, 55.88; 5. Madie Chunn, Arkansas-Pine Bluff, 56.17; 6. Jocelyn Tatum, Prairie View TX, 56.73; 7. Donita Perry, Wayland Baptist TX, 58.97; 8. Reater Goston, Wayland Baptist TX, 59.06.

400-METER HURDLES: 1. LaVonda Lockett, Prairie View TX, 57.39, RECORD - Previous mark, 57.99, LaVonda Lockett, Prairie View TX, 1986; 2. Edith Renfro, Prairie View TX, 58.45; 3. Felicia Sutton, Wisconsin-Milwaukee, 1:01.31; 4. Mary Kusler, Puget Sound WA, 1:01.63; 5. Kristine Dunn, Western Washington, 1:01.86; 6. Jenifer Turner, Kennesaw GA, 1:02.05; 7. Ann Thomas, Wisconsin-Milwaukee, 1:03.23; 8. Kelley Smoote, Western State CO, 1:03.35.

800-METER RUN: 1. Cathy Taylor, Prairie View TX, 2:06.57; 2. Teresa Lloyd, Jamestown ND, 2:10.11; 3. Sarah Hiatt, Wisconsin-Parkside, 2:10.27; 4. Kathy Waggoner, Doane NE, 2:11.02; 5. Anne Hills, Wisconsin-Milwaukee, 2:11.23; 6. Jackie Abers, Moorhead State MN, 2:12.25; 7. Corinne Behrend, Western State CO, 2:15.67; 8. Lisa Fitzgerald, Western State CO, 2:19.66.

1,500-METER RUN: 1. Leah Pells, Simon Fraser BC, 4:18.14, RECORD - Previous mark, 4:23.50, Teresa Lloyd, Jamestown ND, 1986; 2. Teresa Lloyd, Jamestown ND, 4:24.06; 3. Michelle Marter, Wisconsin-Parkside, 4:24.53; 4. Donna Spickelmier, Kearney State NE, 4:27.12; 5. Lori Moreno, Western State CO, 4:28.98; 6. Amy Simonson, Wisconsin-Milwaukee, 4:29.01; 7. Cathy Taylor, Prairie View TX, 4:29.05; 8. Jillean Fobair, Wisconsin-Parkside, 4:45.60.

3,000-METER RUN: 1. Valerie Hilden, Pacific Lutheran WA, 9:51.71; 2. Melanie Venekamp, Pacific Lutheran WA, 10:04.30; 3. Doris Watson, Adams State CO, 10:08.14; 4. Kristin Alioto, Wisconsin-Parkside, 10:14.93; 5. Meg McElroy, Manchester IN, 10:16.40; 6. Jennifer Eastman, Western Washington, 10:22.51; 7. Kim Jarvis, North Florida, 10:34.85; 8. Laura Kauffman, Wisconsin-Parkside, 10:46.65.

5,000-METER RUN: 1. Lorie Moreno, Western State CO, 17:01.2; 2. Gina Van Laar, Hillsdale MI, 17:04.9; 3. Karla Christensen, Midland Lutheran NE, 17:11.4; 4. Genevieve Pfueller, Western Washington, 17:16.4; 5. Marguerite Skello, Malone OH, 17:22.7; 6. Kim Burke, Central Washington, 17:27.9; 7. Kathy Nichols, Pacific Lutheran WA, 17:36.1; 8. Valerie Hilden, Pacific Lutheran WA, 17:39.2.

10,000-METER RUN: 1. Erin Gillespie, Hillsdale MI, 36:05.47; 2. Kathy Nichols, Pacific Lutheran WA, 36:12.82; 3. Karla Christensen, Midland Lutheran NE, 36:21.15; 4. Trudy Searcy, Emporia State KS, 36:24.85; 5. Swan Stine, Emporia State KS, 36:37.45; 6. Yvonne Hollmann, Midland Lutheran NE, 36:54.04; 7. Tracy Nelson, Winona State MN, 37:04.45; 8. Mary Griebel, Emporia State KS, 37:37.76.

MARATHON: 1. Tracy Nelson, Winona State MN, 2:59:44.80; 2. Kelly Opbroek, Hastings NE, 3:01:59.98; 3. Elaine Delsman, Southern Oregon, 3:02:28.43; 4. Miriam Otten, Missouri Baptist, 3:13:39.64; 5. Wendy Hagmann, North Florida, 3:14:41.37; 6. Amy Baker, Doane NE, 3:17:23.71; 7. Kathy Stirling, Biola CA, 3:28:02.65; 8. Amy Potter, Emporia State KS, 3:28:59.99.

400-METER RELAY: 1. Prairie View TX (Wanda Clay, Evan Williams, Patti Harris, Jocelyn Tatum), 45.55; 2. Wayland Baptist TX (Nzeal Kyomo, Marcia Brown, Starlette Daniels, Althea Thomas), 45.92; 3. Saginaw Valley MI (Mary Clement, Jill Bigelow, Jeanette Elwell, Filipa Smith), 47.12; 4. Wisconsin-Milwaukee (Kathy Kemp, Felicia Sutton, Ann Thomas, Cathy Davis), 47.50; 5. Azusa Pacific CA (Sherri Pozil, Jennifer Parker, Kim Petway, Airat Bakare), 47:85; 6. Malone OH (Tiffany Smith, Samantha Hogan, Peggy Witt, Tracie Stevenson), 48.18; 7. Arkansas-Pine Bluff, 48.35; 8. Northwood MI, no mark.

1,600-METER RELAY: 1. Prairie View TX (LaVonda Luckett, Cathy Taylor, Edith Renfro, Joycelyn Tatum), 3:41.1; 2. Northwestern IA (Paula Truesdell, Teri Van Wechel, Nancy Walhof, Vonda Velgersdyk), 3:48.4; 3. Azusa Pacific CA (Sheri Pozil, Kim Cockrell, Kim Petway, Airat Bakare), 3:48.4; 4. Wisconsin-Milwaukee (Ann Thomas, Anne Hills, Felicia Sutton, Achordean Morton), 3:49.5; 5. Northwood MI (Julie Drown, Cassandra Buckhalter, Cynthia Merritt, Cicile Murdock), 3:50.8; 6. Arkansas-Pine Bluff (Madie Chunn, Angela Allen, Paulette Bell, Sandra Buckhalter), 3:50.9; 7. Wayland Baptist TX, 3:55.4; 8. Wisconsin-Parkside, 3:59.8.

SPRINT MEDLEY RELAY: 1. Prairie View TX (Wanda Clay, Evan Williams, Jocelyn Tatum, LaVonda Luckett), 1:39.73; 2. Wayland Baptist TX (Nzeal Kyomo, Marcia Brown, Starlette Daniels, Reater Golston), 1:42.29; 3. Azusa Pacific CA (Sheri Pozil, Jennifer Parker, Kim Cockrell, Airat Bakare), 1:43.83; 4. Northwestern IA (Paula Truesdell, Renee Hegstad, Teri Van Wechel, Vonda Velgersdyk), 1:45.83; 5. Wisconsin-Parkside (Vacqueline Cotton, Nancy Marter, Becca Scott, Yolanda Finley), 1:45.97; 6. Saginaw Valley MI (Mary Clement, Theresa Walgus, Jill Bigelow, Jeanette Elwell), 1:45.97; 7. Missouri Baptist TX, 1:46.24; 8. Kearney State NE, 1:46.43.

HIGH JUMP: 1. Denise Bruce, Pacific Lutheran WA, 5-08.75; 2. Trish Bahr, Emporia State KS, 5-08.0; 3. Julane Thayer, Northwood MI, 5-08.0; 4. Kelly Cox, Missouri Baptist, 5-08.0; 5. Angela Allen, Arkansas-Pine Bluff, 5-07.25; 6. Jamie Robinson, Point Loma Nazarene CA, 5-06.5; 7. Genesis Livingston, Park MO, 5-06.5; 8. Jean McCoy, Moorhead State MN, 5-06.5.

LONG JUMP: 1. Comfort Igeh, Wayland Baptist TX, 20-07.75; 2. Michelle Neal, Prairie View TX, 20-04.25; 3. Denise Williams, Wayland Baptist TX, 20-03.5; 4. Melody Robinson, Midland Lutheran NE, 19-04.75; 5. Penny Griffin, Wayland Baptist TX, 19-03.5; 6. Dana Walker, Kansas Wesleyan, 19-00.25; 7. Laverne Evans, Western State CO, 18-09.5; 8. Karen Bauer, Wisconsin-Milwaukee, 18-09.25.

TRIPLE JUMP: 1. Michelle Neal, Prairie View TX, 41-03.0, RECORD - Previous mark, 39-06.25, Denise Williams, Wayland Baptist TX, 1986; 2. Denise Williams, Wayland Baptist TX, 41-00.25; 3. Melody Robinson, Midland Lutheran NE, 39-01.25; 4. Patti Harris, Prairie View TX, 38-00.75; 5. Linda Brozek, Western State CO, 38-00.25; 6. Monique Ryckman, Northern State SD, 37-09.25; 7. Patricia Wise, Arkansas-Pine Bluff, 37-09.25; 8. Shelly Borovich, Western Washington, 37-07.25.

DISCUS: 1. Beth Stuart, Kearney State NE, 166-06.75, RECORD - Previous mark, 161-2.00, Beth Stuart, Kearney State NE, 1986; 2. Connie Hugen, Doane NE, 158-11.25; 3. Cathy Belcher, Simon Fraser BC, 151-07.25; 4. Sharon Harrison, Prairie View TX, 145-10.75; 5. Nancy Taliaferro, Bethany KS, 141-07.5; 6. Sue Breternitz, Saginaw Valley MI, 140-10.75; 7. Rachel Hamilton, Winona State MN, 140-05.25; 8. Mary Francis, Wayland Baptist TX, 139-11.75.

JAVELIN: 1. Barb Lashinski, Whitworth WA, 169-07.0, RECORD - Previous mark, 168-02.0, Carol Wester, Pacific Lutheran WA, 1986; 2. Shannon Gates, Southern Oregon, 156-07.75; 3. Eileen Vollpatti, Simon Fraser BC, 151-10.25; 4. Patricia Perry, Puget Sound WA, 150-05.75; 5. Kim Halter, Linfield OR, 147-01.5; 6. Lema Lapoint, Mary ND, 146-03.5; 7. Kris Ettner, Southern Oregon, 144-05.25; 8. Gwen Keiser, Whitworth WA, 140-05.25.

SHOT PUT: 1. Beth Stuart, Kearney State NE, 47-05.75; 2. Connie Hugen, Doane NE, 46-10.75; 3. Sharon Harrison, Prairie View TX, 46-06.25; 4. Liz Mulvihill, Bemidji State MN, 45-07.0; 5. Tina Reichert, Kearney State NE, 45-05.75; 6. Lorette Goodwin, Wayland Baptist TX, 42-05.5; 7. Sue Breternitz, Saginaw Valley MI, 41-11.5; 8. Joey Classen, Azusa Pacific CA, 41-07.0.

HEPTATHLON: 1. Edith Renfro, Prairie View TX, 5,162, RECORD - Previous mark, 4,870, Edith Renfro, Prairie View TX, 1986; 2. Michelle Parrish, Simon Fraser BC, 4,828; 3. Sharon Jenson, Western Oregon, 4,784; 4. Deb Moore, Fort Hays State KS, 4,703; 5. Leslie Ryman, Walsh OH, 4,584; 6. Jennifer Duchin, Chadron State NE, 4,561; 7. Julie Haynes, Oklahoma Christian, 4,555; 8. Karl Jacobson, Whitworth WA, 4,503.

TRACK & FIELD - MEN'S INDOOR

22ND ANNUAL
NAIA NATIONAL CHAMPIONSHIP MEET
February 27-28, 1987
Municipal Auditorium, Kansas City, Missouri

Wayland Baptist University of Plainview, Texas, rallied from 24.5 points back after one day of competition to capture its third consecutive team title in the NAIA Men's Indoor Track and Field Championships. The Pioneers captured championships in five individual and one relay event enroute to a winning total of 115 points, outdistancing Azusa Pacific University, Azusa, California, which finished with 62.5 points. Wayland junior Airick Munroe led the way for the Pioneers with victories in the 60-yard dash and long jump, and was also named the winner of the Gill Company Outstanding Performer Award. The Pioneers also posted victories in the 440, 600, 1,000 and mile relay. Two NAIA meet records were established by Paul Aufdemberge of Hillsdale MI in the three-mile run, and Christian Okoye of Azusa Pacific CA in the weight throw. Okoye's victory in the weight throw and his second place finish in the shot put brought his All-America performance total to 17 for his brilliant track and field career with the Cougars. John Creer of Wayland Baptist was named the national coach of the year.

Final Team Standings

1. Wayland Baptist TX	115	Lubbock Christian TX	8	Whitworth WA	4
2. Azusa Pacific CA	62.5	North Florida	8	32. Midland Lutheran NE	3
3. Prairie View TX	61	Northwestern Oklahoma	8	Moorhead State MN	3
4. Southwestern KS	28	19. Central State OK	7.5	Pittsburg State KS	3
5. Hillsdale MI	26	20. Nebraska Wesleyan	7	35. Biola CA	2
6. Western State CO	25	21. Berry GA	6	Oklahoma Baptist	2
7. Adams State CO	17	Cedarville OH	6	Tarkio MO	2
Oklahoma Christian	17	Fort Hays State KS	6	Westmont CA	2
9. Doane NE	16	Hastings NE	6	Wisconsin-Milwaukee	2
Missouri Baptist	16	Northwood MI	6	40. Minnesota-Duluth	1
Saginaw Valley MI	16	Walsh OH	6	41. Harding AR	.5
12. Anderson IN	10	West Virginia State	6	Kearney State NE	.5
Concordia NE	10	28. Chicago State IL	5	McPherson KS	.5
Ouachita Baptist AR	10	29. Dakota State SD	4	Ottawa KS	.5
15. Emporia State KS	8	Southern Oregon	4		

Individual Event Results

60-YARD DASH: 1. Airick Munroe, Wayland Baptist TX, 6.32; 2. Rocellius Pope, Wayland Baptist TX, 6.35; 3. Anthony Pierson, Missouri Baptist, 6.38; 4. David Rogan, Chicago State IL, 6.40; 5. Rick Wheeler, Oklahoma Baptist, 6.45; 6. Darryll Wren, Pittsburg State KS, 6.49.

60-YARD HIGH HURDLES: 1. Kevin McKinley, Prairie View TX, 7.33; 2. Herbie Akpom, Azusa Pacific CA, 7.35; 3. Scott Etherton, Nebraska Wesleyan, 7.48; 4. Ike Mbadugaa, Azusa Pacific CA, 7.49; 5. Brian Arnold, Azusa Pacific CA, 7.53; 6. Manny Newman, Southwestern KS, 7.64.

440-YARD DASH: 1. Devon Morris, Wayland Baptist TX, 48.42; 2. Patrick Nwanguzo, Wayland Baptist TX, 50.19; 3. Eric Pogue, Prairie View TX, 50.44; 4. Mickey Joseph, Hastings NE, 51.04; 5. Mike Gaines, Biola CA, 51.16; 6. Deanail Mitchell, Chicago State IL, 53.09.

600-YARD RUN: 1. Patrick Nwanguzo, Wayland Baptist TX, 1:12.64; 2. Kevin McKinley, Prairie View TX, 1:13.01; 3. Chris Robertson, Prairie View TX, 1:13.92; 4. Lance Green, Prairie View TX, 1:14.06; 5. Steve Curran, Tarkio MO, 1:14.22.

880-YARD RUN: 1. Anthony Christie, Prairie View TX, 1:51.99; 2. Kisute Kiboko, Wayland Baptist TX, 1:52.58; 3. Michael Gregory, Wayland Baptist TX, 1:55.29; 4. Torey Keller, Southwestern KS, 1:55.36; 5. Anthony Leaks, Missouri Baptist, 1:56.28; 6. Ken Lobins, Wisconsin-Milwaukee, 1:56.67.

1,000-YARD RUN: 1. Kisute Kiboko, Wayland Baptist TX, 2:10.62; 2. Gregg Larson, Doane NE, 2:11.73; 3. Anthony Christie, Prairie View TX, 2:14.11; 4. Anthony Leaks, Missouri Baptist, 2:14.21; 5. Ruben Esperza, Fort Hays State KS, 2:14.98; 6. Paul Dreessen, Wayland Baptist TX, 2:16.95.

ONE-MILE RUN: 1. Brian Williams, Anderson IN, 4:12.66; 2. Roger Jennings, Emporia State KS, 4:13.60; 3. Rob Moore, Cedarville OH, 4:14.81; 4. Paul Dreessen, Wayland Baptist TX, 4:15.39; 5. Frank Oropeza, Western State CO, 4:15.69; 6. Roger Thelen, Moorhead State MN, 4:15.84.

TWO-MILE RUN: 1. Eduardo Navas, Western State CO, 9:01.16; 2. Declan Doyle, North Florida, 9:07.74; 3. Jeff Heiser, Walsh OH, 9:13.46; 4. Glen Roach, Berry GA, 9:14.04; 5. Elliott Rodda, Southwestern KS, 9:14.21; 6. Jack Sperber, Adams State CO, 9:14.28.

THREE-MILE RUN: 1. Paul Aufdemberge, Hillsdale MI, 13:46.59 RECORD: Previous mark 13:57.88, Jerrold Wynia, Dordt IA, 1982; 2. Rick Robirds, Adams State CO, 13:50.16; 3. Juan Diaz, Western State CO, 13:58.24; 4. James Burnham, Missouri Baptist, 14:03.41; 5. Patrick O'Grady, Berry GA, 14:08.89; 6. Steve Roch, Western State CO, 14:10.82.

ONE-MILE RELAY: 1. Wayland Baptist TX (James Rolle, Dennis Alexander, Patrick Nwanguzo, Devon Morris), 3:19.46; 2. Prairie View TX (Chris Robertson, Lance Greene, Eric Pogue, Kevin McKinley); 3:19.47; 3. Lubbock Christian TX (Armstrong Williams, Mike Marshall, Manuel Garcia, Sherlon Didier), 3:23.61; 4. Hillsdale MI, 3:26.62; 5. Hastings NE, 3:27.82; 6. Central State OK, 3:35.91.

TWO-MILE RELAY: 1. Southwestern KS (William Carter, Dennis Smithhisler, Rick Kutt, Torey Keller), 7:42.49; 2. Wayland Baptist TX (Michael Gregory, Doyle Shirley, Paul Dreessen, Kisute Kiboko), 7:47.89; 3. Oklahoma Christian (Scott Farris, Don Smith, Terry Watkins, Brett McKnight), 7:49.65; 4. Saginaw Valley MI, 7:50.16; 5. Lubbock Christian TX, 7:50.67; 6. Prairie View TX, 7:56.76.

DISTANCE MEDLEY RELAY: 1. Southwestern KS (William Carter, Kody Kinder, Torey Keller, Dennis Smithhisler), 10:13.93; 2. Doane NE (Gregg Larson, Shawn Mohrman, Jeff Gruidel, Shawn Wheelock); 10:16.02; 3. Western State CO (Frank Dropeza, Jose Rojas, Juan Diaz, Eduardo Navas), 10:17.34; 4. Hillsdale MI, 10:19.06; 5. Westmont CA, 10:19.11; 6. Oklahoma Christian, 10:20.15.

TRIPLE JUMP: 1. Lennox Adams, Ouachita Baptist AR, 49-11; 2. Curt Christensen, Adams State CO, 49-5; 3. Teddy Booker, Oklahoma Christian, 47-6; 4. Emanuel Owivri, Wayland Baptist TX, 47-4.25; 5. Dennis McWhinney, Prairie View TX, 47-0.25; 6. Jim Fehrenbach, Wisconsin-Milwaukee, 46-11.75.

HIGH JUMP: 1. Thomas Badour, Saginaw Valley MI, 6-11; 2. Don Ralieg, Northwestern Oklahoma, 6-11; 3. Larry Angle, West Virginia State, 6-11; 4. Don Carter, Fort Hays State KS, 6-11; 5. Jack Nance, Azusa Pacific CA; David Bader, McPherson KS; T.J. Howard, Harding AR; Steffon Smith, Ottawa KS; Jeff Brown, Central State OK and Brian Lange, Kearney State NE, 6-9.

LONG JUMP: 1. Alrick Munroe, Wayland Baptist TX, 25-0.75; 2. Philmore Morris, Wayland Baptist TX, 24-7; 3. Ivan Lowe, Northwood MI, 24-0.25; 4. Beaul Haynes, Oklahoma Christian, 23-7.25; 5. Wesley Augmon, Pittsburg State KS, 23-1.75; 6. Scott Etherton, Nebraska Wesleyan, 23-1.75.

POLE VAULT: 1. David Brooks, Concordia NE, 16-0; 2. Tim Lonheim, Azusa Pacific CA, 15-8; 3. Phil Cole, Central State OK, 15-4; 4. Paul Ronhoude, Midland Lutheran NE and Kevin Taylor, Southern Oregon, 15-4; 6. Douglas Nelson, Minnesota-Duluth, 15-4.

WEIGHT THROW: 1. Christian Okoye, Azusa Pacific CA, 66-5.25 RECORD. Previous mark 65-2.75, Doug Barnett, Azusa Pacific CA, 1982; 2. John Chandler, Hillsdale MI, 58-11.25; 3. Steve Prokop, Azusa Pacific CA, 55-4.25; 4. Tim Jacobson, Whitworth WA, 53-7.75; 5. Richard Canole, Saginaw Valley MI, 52-6.75; 6. Dan Dickey, Southwestern KS, 52-6.50.

SHOT PUT: 1. Ade Olukaju, Azusa Pacific CA, 57-7; 2. Christian Okoye, Azusa Pacific CA, 57-7; 3. Steve Prokop, Azusa Pacific CA, 54-8.75; 4. Adam Clark, Dakota State SD, 54-1.75; 5. Craig Peterson, Moorhead State MN, 53-5; 6. Randy Settell, Southern Oregon, 51-2.75.

TRACK & FIELD - WOMEN'S INDOOR

7TH ANNUAL
NAIA NATIONAL CHAMPIONSHIP MEET
February 27-28, 1987
Municipal Auditorium, Kansas City, Missouri

Prairie View A&M University of Prairie View, Texas, tied after one day of competition, outscored Wayland Baptist University of Plainview, Texas, 52-26 in the final session to capture the team title of the NAIA National Women's Indoor Track and Field Championships. The Pantherettes claimed five event championships and finished with a winning total of 108 points. Cathy Taylor led Prairie View individuals with victories in 880 and 1000-yard runs and was a member of the winning mile relay team, earning the Kansas City Sports Commission's Outstanding Performer Award. Two meet records were established by Donna Spickelmier of Kearney State NE in the mile run and teammate Beth Stuart in the shot put. Prairie View's Barbara Jacket was named the national coach of the year.

Final Team Standings

1. Prairie View TX	108	10. Emporia State KS	14	Saginaw Valley MI	4
2. Wayland Baptist TX	81	11. Western State CO	12	Winona State MN	4
3. Kearney State NE	37	12. Chicago State IL	10	20. Chadron State NE	3
4. Hillsdale MI	31	13. Azusa Pacific CA	8	Missouri Baptist	3
5. Wisconsin-Milwaukee	29	14. Park MO	7	Wisconsin-River Falls	3
6. Midland Lutheran NE	28	15. Malone OH	6	23. Wisconsin-LaCrosse	2
7. Wisconsin-Parkside	24	Siena Heights MI	6	24. Adams State CO	1
8. Doane NE	21	17. Northwestern IA	4	Northern State SD	1
9. Concordia NE	17				

Individual Event Results

60-YARD DASH: 1. Marcia Brown, Wayland Baptist TX, 6.98; 2. Nzael Kyomo, Wayland Baptist TX, 6.99; 3. Carol Bailey, Concordia NE, 7.07; 4. Jocelyn Tatum, Prairie View TX, 7.08; 5. Comfort Igeh, Wayland Baptist TX, 7.12; 6. Donita Perry, Wayland Baptist TX, 7.18.

60-YARD HURDLES: 1. Melody Robinson, Midland Lutheran NE, 7.98; 2. LaVonda Lockett, Prairie View TX, 8.02; 3. Martha Hans, Siena Heights MI, 8.04; 4. Kimolyn Vanzant, Prairie View TX, 8.14; 5. Denise Williams, Wayland Baptist TX, 8.28; 6. Marie Palinkas, Hillsdale MI, 8.31.

440-YARD DASH: 1. Denise Bullock, Chicago State IL, 55.68; 2. Airat Bakare, Azusa Pacific CA, 55.85; 3. Carol Bailey, Concordia NE, 56.81; 4. Jocelyn Tatum, Prairie View TX, 57.72; 5. Reater Golston, Wayland Baptist TX, 57.85; 6. Althea Thomas, Wayland Baptist TX, 58.69.

600-YARD RUN: 1. LaVonda Lockett, Prairie View TX, 1:26.64; 2. Edith Renfro, Prairie View TX, 1:26.71; 3. Althea Thomas, Wayland Baptist TX, 1:26.75; 4. Lisa Wojciechowski, Hillsdale MI, 1:27.61; 5. Kathy Waggoner, Doane NE, 1:28.64; 6. Beth Wilson, Kearney State NE, 1:29.16.

880-YARD RUN: 1. Cathy Taylor, Prairie View TX, 2:13.76; 2. Kathy Waggoner, Doane NE, 2:15.79; 3. Anne Hills, Wisconsin-Milwaukee, 2:16.01; 4. Vonda Velgersdyk, Northwestern IA, 2:19.15; 5. Deb Spickelmier, Chadron State NE, 2:20.10; 6. Shelly Wall, Wisconsin-River Falls, 2:20.29.

1,000-YARD RUN: 1. Cathy Taylor, Prairie View TX, 2:37.45; 2. Sarah Hiatt, Wisconsin-Parkside, 2:38.80; 3. Corrina Zimborski, Wisconsin-Milwaukee, 2:43.09; 4. Mwinga Sote, Wayland Baptist TX, 2:44.45; 5. Andria Brooks, Hillsdale MI, 2:44.67; 6. Devonna Buesing, Concordia NE, 2:45.06.

ONE-MILE RUN: 1. Donna Spickelmier, Kearney State NE, 4:57.78 RECORD. Previous mark 4:59.20, Tori Neubauer, Wisconsin-LaCrosse, 1984; 2. Michelle Marter, Wisconsin-Parkside, 4:57.80; 3. Lorie Moreno, Western State CO, 5:05.19; 4. Mwinga Sote, Wayland Baptist TX, 5:11.24; 5. Valari Ambrose, Hillsdale MI, 5:11.86; 6. Trudy Searcy, Emporia State KS, 5:13.56.

TWO-MILE RUN: 1. Gina Van Laar, Hillsdale MI, 10:46.81; 2. Erin Gillespie, Hillsdale MI, 10:47.93; 3. Marguerite Skello, Malone OH, 10:48.24; 4. Tracy Nelson, Winona State MN, 10:49.65; 5. Karla Christensen, Midland Lutheran NE, 10:51.01; 6. Doris Watson, Adams State CO, 10:58.81.

MILE RELAY: 1. Prairie View TX (LaVonda Lockett, Cathy Taylor, Evan Williams, Jocelyn Tatum), 3:51.37; 2. Wayland Baptist TX (Comfort Igeh, Joanne Solomon, Donita Perry, Reater Golston), 4:00.53; 3. Wisconsin-Milwaukee (Laurie Nowakowski, Felicia Sutton, Ann Thomas, Aberdeen Morton), 4:02.73; 4. Saginaw Valley MI, 4:03.30; 5. Missouri Baptist, 4:10.61.

TWO-MILE RELAY: 1. Wisconsin-Milwaukee (Amy Simonsen, Carrie Huen, Anne Hills, Corrina Zimbowski), 9:25.37; 2. Prairie View TX (Edith Renfro, LaVonda Lockett, Jocelyn Tatum, Cathy Taylor), 9:30.07; 3. Kearney State NE (Beth Wilson, Pam Kunze, Paula West, Donna Spickelmier), 9:33.22; 4. Emporia State KS, 9:44.14; 5. Wisconsin-River Falls, 9:44.41; 6. Missouri Baptist, 9:53.07.

DISTANCE MEDLEY RELAY: 1. Kearney State NE (Beth Wilson, Tatia Harris, Becky Muma, Donna Spickelmier), 12:26.18; 2. ~~Wisconsin-Parkside~~ (Sarah Hiatt, Yolanda Finley, Jilleen Fobair, Michelle Marter), 12:26.47; 3. Western State CO (Corrine Behrend, Kelley Smoote, Lisa Fitzgerald, Lorie Moreno), 12:30.54; 4. Hillsdale MI, 12:32.77; 5. Emporia State KS, 12:39.88; 6. Wisconsin-Milwaukee, 12:43.73.

TRIPLE JUMP: 1. Denise Williams, Wayland Baptist TX, 39-8; 2. Michelle Neal, Prairie View TX, 39-7.50; 3. Melody Robinson, Midland Lutheran NE, 38-5; 4. Kimolyn Vanzant, Prairie View TX, 38-1.75; 5. Patti Harris, Prairie View TX, 38-0.75; 6. Monique Ryckman, Northern State SD, 37-7.25.

HIGH JUMP: 1. Sandy Andrews, Midland Lutheran NE, 5-7; 2. Genesia Livingston, Park MO and Trish Bahr, Emporia State KS, 5-6; 4. Pam Ruge, Doane NE and Michelle Tuggle, Wayland Baptist TX, 5-6; 6. Laura Kayler, Wayland Baptist TX, 5-6.

LONG JUMP: 1. Michelle Neal, Prairie View TX, 19-7.50; 2. Penny Griffin, Wayland Baptist TX, 19-2.50; 3. Denise Wittams, Wayland Baptist TX, 19-0; 4. Comfort Igeh, Wayland Baptist TX, 18-10; 5. Kimolyn Vanzant, Prairie View TX, 18-4.25; 6. ~~Jenifer Durbin, Chadron State NE, 18-0.50.~~

SHOT PUT: 1. Beth Stuart, Kearney State NE, 50-8. **RECORD.** Previous mark 49-10, Sharon Harrison, Prairie View TX, 1986; 2. Connie Hugen, Doane NE, 48-5; 3. Sharon Harrison, Prairie View TX, 48-1.25; 4. Karen Brookens, Concordia NE, 45-7; 5. Kim Woodkey, Wisconsin-LaCrosse, 43-5.75; 6. Lorette Goodwin, Wayland Baptist TX, 43-0.25.

Wayland Sweeps Team Titles

Wayland Baptist University TX became the first school to capture both men's and women's team titles, highlighting the NAIA National Indoor Track and Field Championships, February 22-23 at Municipal Auditorium in Kansas City, Missouri.

It was the second consecutive national title for Wayland's men's team, the Pioneers scoring the most points in the 20-year history of the meet to easily outdistance second-place Adams State CO, 125-67. The Wayland women had a more difficult time enroute to their team victory, squeezing past Prairie View A&M University, 106-96.

Individually, Wayland had 12 athletes capture 22 All-America honors in the men's division, winning five events, while 11 women earned 21 All-America recognitions and four event titles.

Devon Morris was named the meet's outstanding male performer after winning his second straight 600-yard indoor title, capturing first place in the 440 and anchoring Wayland's winning mile relay team. Morris was one of three Pioneers to place in three events, joining Peter Scott (600, 880, mile relay) and Dennis Moore (440, 600, mile relay). Other event winners for the Pioneers were Alrick Monroe in the 60-yard dash and Kisute Kiboko in the 1,000-yard run.

Wayland struck its biggest blows in the women's division on the first day of competition, scoring 71 points including three event championships to take a 33-point lead over Prairie View. Highlighting the effort was a first place finish by Comfort Igeh in the long jump, Nzael Kyomo's victory in the 60-yard dash and Denise Williams winning the triple jump in the first year for the event in women's competition. Another Pioneer championship on the second day helped claim the team title, when Igeh anchored a Wayland victory in the mile relay.

Jane Romig-Brooker of Cedarville OH was named the outstanding female performer of the meet, setting a record in the 1,000-yard run with a time of 2:36.13 and capturing her second straight NAIA title in that event.

In other performances of note, Adams State's Mark Steward successfully defended his championship in the mile run in a time of 4:08.69, one of four event titles for the Indians in the men's division. Prairie View TX captured five events in the women's division including a national meet record by Sharon Harrison in the shot put (49-10½) and a second straight championship for Lavonda Luckett in the 600-yard run.

Wayland's John Creer was voted the national indoor coach of the year in both the men's and women's divisions.



Devon Morris



Jane Romig-Brooker

MEN'S TEAM SCORING

1.	Wayland Baptist TX	125
2.	Adams State CO	67
3.	Oklahoma Christian	36
4.	Azusa Pacific CA	34
5.	Central State OK	26
	Missouri Baptist	26
7.	Southwestern KS	21
8.	Prairie View TX	17
9.	Park MO	13
10.	Lubbock Christian TX	10
	Nebraska Wesleyan	10
	Ottawa KS	10
	Tarkio MO	10
	Western State CO	10
	Wisconsin-Eau Claire	10
	Wisconsin-LaCrosse	10
17.	Saginaw Valley MI	8.75
18.	Anderson IN	8
	Cedarville OH	8
	Malone OH	8
	Northwestern Oklahoma	8
	School of the Ozarks MO	8
23.	Berry GA	7
	Fort Hays State KS	7
	Northwood MI	7
26.	Pittsburg State KS	6
	Whitworth WA	6
	Wisconsin-Parkside	6
29.	Hillsdale MI	5
30.	Concordia NE	4
	Moorhead State MN	4
	Southern Arkansas	4
33.	Doane NE	3.5
34.	Hastings NE	2
	Midland Lutheran NE	2
	Northwestern IA	2
	Oklahoma Baptist	2
38.	Chicago State IL	2
	Dakota State SD	2
	Loras IA	2
	Panhandle State OK	2
	Siena Heights MI	2
	Wisconsin-Stout	2
44.	Harding AR	.75

WOMEN'S TEAM SCORING

1.	Wayland Baptist TX	106
2.	Prairie View A&M TX	96
3.	Midland Lutheran NE	26
4.	Kearney State NE	24
5.	Wisconsin-Milwaukee	21
6.	Adams State CO	20
7.	Moorhead State MN	15
	Wisconsin-Eau Claire	15
9.	Emporia State KS	14
	Jamestown ND	14
	Wisconsin-Parkside	14
12.	Doane NE	13
13.	Wisconsin-Stout	12
14.	Hillsdale MI	11
15.	Cedarville OH	10
16.	North Florida	9
17.	Tarleton State TX	8
18.	Fort Hays State KS	6
	Northwestern IA	6
	Wayne State NE	6
21.	Malone OH	4
	Wisconsin-LaCrosse	4
23.	Northern State SD	3
24.	Missouri Baptist	2
	Park MO	2
	Siena Heights MI	2
27.	Northwood MI	1

Individual Results

60-YARD DASH: 1. **Alrick Munroe, Wayland Baptist TX, 6.23;** 2. Carlos Reynolds, Wayland Baptist TX, 6.37; 3. Roscellius Pope, Wayland Baptist TX, 6.41; 4. David Palmer, Concordia NE, 6.41; 5. Monte Weathers, Pittsburg State KS, 6.42; 6. Jimmy McGriff, Chicago State IL, 6.47

60-YARD HIGH HURDLES: 1. **Scott Etherton, Nebraska Wesleyan, 7.35;** 2. Kevin McKinley, Prairie View A&M TX, 7.37; 3. Brian Arnold, Azusa Pacific CA, 7.43; 4. Matt Kriesel, Wisconsin-LaCrosse, 7.57; 5. Mike Auman, Doane NE, 7.61; 6. Dale Dolezal, Fort Hays State KS, 7.65

440-YARD DASH: 1. **Devon Morris, Wayland Baptist TX, 47.84;** 2. Dennis Moore, Wayland Baptist TX, 48.49; 3. Travis McKinley, Adams State CO, 48.62; 4. Tony King, Malone OH, 50.28; 5. Carlos Reynolds, Wayland Baptist TX, 50.90; 6. Kevin McGehee, Oklahoma Baptist, 52.01

600-YARD RUN: 1. **Devon Morris, Wayland Baptist TX, 1:10.28;** 2. Patrick Nwanguzo, Wayland Baptist TX, 1:11.95; 3. Peter Scott, Wayland Baptist TX, 1:12.28; 4. Tony King, Malone OH, 1:12.39; 5. Dennis Moore, Wayland Baptist TX, 1:12.80; 6. Chris Robertson, Prairie View TX, 1:14.33

880-YARD RUN: 1. **Maurice Smith, Adams State CO, 1:53.09;** 2. Kisute Kiboko, Wayland Baptist TX, 1:53.34; 3. Keith Singleton, Central State OK, 1:54.18; 4. Peter Scott, Wayland Baptist TX, 1:55.32; 5. Anthony Leaks, Missouri Baptist, 1:57.41; 6. Mark Gregory, Park MO, 1:57.61

1,000 YARD RUN: 1. **Kisute Kiboko, Wayland Baptist TX, 2:11.62;** 2. Dave More, Park MO, 2:13.23; 3. Alex Torrez, Lubbock Christian TX, 2:13.49; 4. Paul Dressen, Wayland Baptist TX, 2:14.05; 5. Craig Curran, Midland Lutheran NE, 2:14.43; 6. Jamonty Washington, Northwood Institute MI, 2:14.56

MILE RUN: 1. **Mark Steward, Adams State CO, 4:08.69;** 2. Brian Williams, Anderson IN, 4:14.24; 3. Ken Woodard, Adams State CO, 4:14.89; 4. David Matherne, Berry GA, 4:15.19; 5. Jeff Vanderberg, Northwestern IA, 4:15.26; 6. Wade Perry, Siena Heights MI, 4:15.28

TWO-MILE RUN: 1. **Robert Ferguson, Adams State CO, 9:03.21;** 2. Tom Hill, Cedarville OH, 9:05.48; 3. Dan Bryant, Missouri Baptist, 9:05.81; 4. Matthew Lenz, Southwestern KS, 9:11.40; 5. Glenn Roach, Berry GA, 9:12.75; 6. Jack Sperber, Adams State CO, 9:12.87

THREE-MILE RUN: 1. **Eduardo Navas, Western State CO, 14:35.48;** 2. Nelson Begay, Central State OK, 14:37.68; 3. Tim Renzelmann, Wisconsin-Parkside, 14:38.76; 4. James Seefeldt, Adams State CO, 14:45.23; 5. Robert Lemuel, Saginaw Valley State MI, 14:47.55; 6. Patrick O'Grady, Berry GA, 14:47.73

MILE RELAY: 1. **Wayland Baptist TX (Peter Scott, Patrick Nwanguzo, Dennis Moore, Devon Morris), 3:17.32;** 2. Prairie View A&M TX (Jeff Williams, Chris Robertson, Kevin McKinley, Lance Greene), 3:21.69; 3. Central State OK (Doug Gonzales, Mike Cherry, Mike Hogan, Keith Singleton), 3:22.16; 4. Southern Arkansas, 3:22.30; 5. Lubbock Christian TX, 3:25.59; 6. Loras IA, 3:32.09

TWO-MILE RELAY: 1. **Missouri Baptist (Gene Pitman, Gary Jones, Terry Plunkett, Anthony Leaks), 7:46.14;** 2. Southwestern KS (William Carter, Torey Keller, John Cato, Rick Kutt), 7:49.96; 3. Oklahoma Christian (Brent Fowler, Don Smith, Scott Farris, Brett McKnight), 7:50.48; 4. Central State OK, 7:52.24; 5. Lubbock Christian TX, 7:53.89; 6. Wisconsin-Stout, 7:57.07

DISTANCE MEDLEY RUN: 1. **Adams State CO (Paul Sims, Travis McKinley, Maurice Smith, Mark Steward), 10:05.73;** 2. Missouri Baptist (Anthony Leaks, Tony Chatman, Gary Jones, Dan Bryant), 10:12.52; 3. Oklahoma Christian (Brett McKnight, Don Smith, Brent Fowler, Scott Farris), 10:17.98; 4. Park MO, 10:19.44; 5. Southwestern KS, 10:19.86; 6. Hillsdale MI, 10:22.08

TRIPLE JUMP: 1. **Curt Christiansen, Adams State CO, 15.07 (49-05.25);** 2. Loxley Walters, School of the Ozarks MO, 15.00 (49-02.5); 3. Emmanuel Owivri, Wayland Baptist TX, 14.84 (48-08.25); 4. Don Carter, Fort Hays State KS, 14.79 (48-06.0); 5. Darrell Epps, Hastings NE, 14.61 (47-11.0); 6. Cliff Lattin, Panhandle State OK, 14.45 (47-05.0)

HIGH JUMP: 1. **Steffen Smith, Ottawa KS, 2.13 (7-00.0);** 2. Don Raleigh, Northwestern State OK, 2.08 (6-10.0); 3. Mark Rohm, Wisconsin-LaCrosse, 2.08 (6-10.0); 4. Herb Ford, Oklahoma Christian, 2.08 (6-10.0); 5. Don Carter, Fort Hays State KS, 2.08 (6-10.0); 6. Mark Elliston, Oklahoma Baptist, 2.03 (6-08.0)

SHOT PUT: 1. **John Mago, Wisconsin-Eau Claire, 16.20 (53-01.75);** 2. Christian Okoye, Azusa Pacific CA, 16.17 (53-00.75); 3. Tonyo Sylvester, Southwestern KS, 16.04 (52-07.5); 4. Craig Peterson, Moorhead State MN, 15.96 (52-04.5); 5. Steve Prokop, Azusa Pacific CA, 15.94 (52-03.75); 6. Adam Clark, Dakota State SD, 15.72 (51-07.0)

POLE VAULT: 1. **Jeff Hanoch, Oklahoma Christian, 4.98 (16-04.0);** 2. Mike Stevens, Oklahoma Christian, 4.87 (16-00.0); 3. Mark Unicume, Whitworth WA, 4.77 (15-08.0); 4. Mike Meek, Pittsburg State KS, 4.77 (15-08.0); 5. Larry Weaver, Saginaw Valley State MI, 4.57 (15-00.0); 6. Ed Vanderkaaij, Harding AR, 4.57 (15-00.0)

LONG JUMP: 1. **Claude Perkins, Tarkio MO, 7.32 (24-00.5);** 2. Philmore Morris, Wayland Baptist TX, 7.30 (23-11.5); 3. Ivan Lowe, Northwood Institute MI, 7.14 (23-05.25); 4. Alrick Munroe, Wayland Baptist TX, 7.11 (23-04.0); 5. Teddy Booker, Oklahoma Christian, 7.05 (23-10.75); 6. Borns Andama, Wayland Baptist TX, 6.97 (22-08.5)

WEIGHT THROW: 1. **Mike Maynard, Azusa Pacific CA, 19.76 (64-10.0);** 2. Christian Okoye, Azusa Pacific CA, 19.02 (62-00.5); 3. John Robinson, Saginaw Valley St. MI, 17.75 (58-03.0); 4. John Chandler, Hillsdale MI, 16.20 (52-02.0); 5. Dan Erwin, Central State OK, 15.74 (51-08.0); 6. Dan Dickey, Southwestern KS, 14.86 (48-09.0)

NOTE: Top 6 individuals in each event and top 3 in each relay were named NAIA All-Americans.

OUTSTANDING MALE PERFORMER: Devon Morris, Wayland Baptist TX

COACH OF THE YEAR: John Creer, Wayland Baptist TX

Individual Results

60-YARD DASH: 1. Nzael Kyomo, Wayland Baptist TX, 6.96; 2. Comfort Igeh, Wayland Baptist TX, 7.02; 3. Starlette Daniels, Wayland Baptist TX, 7.09; 4. Shirley Wilcots, Adams State CO, 7.15; 5. Shana Ford, Prairie View TX, 7.22; 6. Marcia Brown, Wayland Baptist TX, 7.26

60-YARD HURDLES: 1. Brenda Jarvis, Adams State CO, 8.00; 2. Lavonda Luckett, Prairie View TX, 8.05; 3. Denise Williams, Wayland Baptist TX, 8.18; 4. Melody Robinson, Midland Lutheran NE, 8.21; 5. Martha Hans, Siena Heights MI, 8.28; 6. Marie Palinkas, Hillsdale MI, 8.33

440-YARD DASH: 1. Jocelyn Tatum, Prairie View TX, 55.72; 2. Althea Thomas, Wayland Baptist TX, 56.96; 3. Florence Ushieagu, Wayland Baptist TX, 57.91; 4. Evan Williams, Prairie View TX, 57.94; 5. Reater Golston, Wayland Baptist TX 58.10; 6. Wanda Clay, Prairie View TX, 1:00.58

600-YARD RUN: 1. Lavonda Luckett, Prairie View TX, 1:24.46; 2. Norrie McAfee, Prairie View TX, 1:25.03; 3. Edith Renfro, Prairie View TX, 1:26.80; 4. Cindy Heesacker, Wayne State NE, 1:26.90; 5. Bernice Jackson, Park MO, 1:27.93; 6. Althea Thomas, Wayland Baptist TX, 1:28.90

880-YARD RUN: 1. Cathy Taylor, Prairie View TX, 2:14.96; 2. Teresa Lloyd, Jamestown ND, 2:15.34; 3. Vonda Velgersdyk, Northwestern IA, 2:17.22; 4. Anne Hills, Wisconsin-Milwaukee, 2:17.89; 5. Debra Spickelmier, Kearney State NE, 2:17.99; 6. Regan tenBensel, Doane NE, 2:17.99

1000-YARD RUN: *1. Jane Romig-Brooker, Cedarville OH, 2:36.13; 2. Chris Goepel, Wisconsin-Eau Claire, 2:36.21; 3. Teresa Lloyd, Jamestown ND, 2:36.80; 4. Kathleen Ireland, Wisconsin-LaCrosse, 2:37.05; 5. Sarah Hiatt, Wisconsin-Parkside, 2:37.29; 6. Cathy Taylor, Prairie View TX, 2:37.83

MILE RUN: 1. Kelly McCammon, Emporia State KS, 5:02.09; 2. Mwinga Sote, Wayland Baptist TX, 5:02.45; 3. Michelle Marter, Wisconsin-Parkside, 5:04.39; 4. Valarie Ambrose, Hillsdale MI, 5:06.95; 5. Lenea Reinschmidt, Northern State SD, 5:07.32; 6. Terry Ferlic, Wisconsin-Eau Claire, 5:12.68

TWO-MILE RUN: 1. Lynn Bouche, Wisconsin-Milwaukee, 10:47.33; 2. Shiela Geere, Wisconsin-Stout, 10:47.95; 3. Erin Gillespie, Hillsdale MI, 10:49.75; 4. Sue Meyer, Wisconsin-Stout, 10:49.77; 5. Susan Stine, Emporia State KS, 10:50.11; 6. Teresa Greenwood, Moorhead State MN, 10:50.72

MILE RELAY: 1. Wayland Baptist TX (Starlette Daniels, Reater Golston, Florence Ushieagu, Comfort Igeh), 3:55.31; 2. Prairie View TX (Lavonda Luckett, Norrie McAfee, Cathy Taylor, Jocelyn Tatum), 3:56.43; 3. Adams State CO (Jody Massey, Shirley Wilcots, April Campbell, Brenda Jarvis), 4:01.86; 4. Doane NE, 4:09.85; 5. Missouri Baptist, 4:12.38; 6. Saginaw Valley State MI, Disqualified

TWO-MILE RELAY: 1. Prairie View TX (Sandra Latham, Norrie McAfee, Lavonda Luckett, Cathy Taylor), 9:17.24; 2. Kearney State NE (Becky Muma, Barb Herbek, Donna Spickelmier, Deb Spickelmier), 9:28.22; 3. Wisconsin-Eau Claire, (Chris Goepel, Julie Johnson, Sue Kortenkamp, Terri Ferlic), 9:28.34; 4. Moorhead State MN, 9:29.96; 5. Wisconsin-Milwaukee, 9:32.30; 6. North Florida, 9:36.14

DISTANCE MEDLEY RELAY: 1. Kearney State NE (Deb Spickelmier, Tatia Harris, Barb Herbek, Donna Spickelmier), 12:10.77; 2. North Florida (Kim Jarvis, Angie Mogielski, Wendy Hagmann, Jenny Lamoreaux), 12:22.16; 3. Wisconsin-Parkside (Sarah Hiatt, Jacqueline Cotton, Michelle Marter, Jilleen Fobair), 12:23.16; 4. Wisconsin-Milwaukee, 12:28.50; 5. Emporia State KS, 12:29.97; 6. Northern State SD, 12:35.46

HIGH JUMP: 1. Erika Hohenstein, Moorhead State MN, 1.70 (5-07); 2. Donna Randolph, Tarleton State TX, 1.67 (5-06); 3. Sandy Andrews, Midland Lutheran NE, 1.67 (5-06); 3. Erica Knowles, Malone OH, 1.67 (5-06); 5. Shawn Nick, Midland Lutheran NE, 1.67 (5-06); 6. Julane Thayer, Northwood Institute MI, 1.67 (5-06)

SHOT PUT: *1. Sharon Harrison, Prairie View TX, 15.20 (49-10.5); 2. Connie Hugen, Doane NE, 15.19 (49-10.25); 3. Brenda Wolf, Fort Hays State KS, 14.56 (47-09.5); 4. Beth Stuart, Kearney State NE, 13.65 (44-09.5); 5. Diana Asay, Wayne State NE, 13.34 (43-09.25); 6. Sheri Davis, Wisconsin-Milwaukee, 13.24 (43-05.25)

LONG JUMP: 1. Comfort Igeh, Wayland Baptist TX, 6.21 (20-04.75); 2. Denise Williams, Wayland Baptist TX, 6.13 (20-01.5); 3. Shana Ford, Prairie View TX, 5.73 (18-09.75); 4. Penny Griffin, Wayland Baptist TX, 5.72 (18-09.25); 5. Jami Shores, Wayland Baptist TX, 5.48 (18-00.0); 6. Michelle Neal, Prairie View TX, 5.46 (17-11.0)

TRIPLE JUMP: *1. Denise Williams, Wayland Baptist TX, 12.21 (40-00.75); 2. Melody Robinson, Midland Lutheran NE, 11.76 (38-07.0); 3. Sandy Andrews, Midland Lutheran NE, 11.25 (36-11.0); 4. Penny Griffin, Wayland Baptist TX, 11.12 (36-06.0); 5. Jami Shores, Wayland Baptist TX, 11.07 (36-04.0); 6. Felicia Hollister, Prairie View TX, 11.04 (36-02.5)

OUTSTANDING FEMALE PERFORMER: Jane Romig-Brooker, Cedarville OH

COACH OF THE YEAR: John Creer, Wayland Baptist TX

NOTE: Top 6 individuals in each event and top 3 in each relay were named NAIA All-Americans.

*Indicates new National Record

Winning is Old Hat for Central State

MINOT, ND—Joe Starzenski pinned Tim Satre of Southern Oregon in the championship match of the 134-pound weight class giving Central State University OK an unprecedented third consecutive team title in the NAIA National Wrestling Championships, March 7-9 at Minot State College.

Starzenski's win insured the Bronchos of the team title in the closest finish since 1978. Central State compiled a final total of 98.5 to edge Southern Oregon State College which finished at 91.25. Simon Fraser BC had three weight class champions and finished third in the team standings with 83.25 points followed by West Liberty State WV in fourth place with 55.25.

"I feel especially happy for the four seniors who really held this team together," said Broncho coach David

James who was voted the national coach of the year. "They've been together a long time and there's no better way to go out than as champions."


Elsewhere, focus centered on seniors Paul Syvrud of Jamestown College ND and Bob Molle of Simon Fraser. Syvrud earned his third national individual title with a major decision in the 158-pound final and was named the tournament's outstanding wrestler for the second straight year. Molle, a silver medalist in the 1984 Olympics, closed out his collegiate career with his fourth consecutive heavyweight championship.

Other repeat winners were Southern Oregon's Steve Tekander, winning his second straight title at 167-pounds, and Dave Harvey of Northern State SD, who won the 126-pound championship after capturing the 118-pound title in 1985. Ed

Sernoski at 150 pounds and Greg Edgelow at 177 joined Molle to make Simon Fraser the only multi-event winners.

Rounding out the other individual champions were Greg Dravis of Minnesota-Morris (118), Jeff Kloetzer of Northern Montana (142) and Mike Zerr of Western State CO (190).

Central State has now won six of the last eight NAIA team titles and only Adams State CO has won more (seven) championships. The Bronchos have a career total of 19 individual champions, third behind Adams State and Lock Haven PA, each with 25.

The 31st annual NAIA national Wrestling Championships are slated for March 5-7, 1987, hosted by West Liberty State College, West Liberty, West Virginia. 



*Greg Dravis
Minnesota-Morris*



*Dave Harvey
Northern State*



*Joe Starzenski
Central State*



*Jeff Kloetzer
Northern Montana*



*Ed Sernoski
Simon Fraser*



*Paul Syvrud
Jamestown*



*Steve Tekander
Southern Oregon*



*Greg Edgelow
Simon Fraser*



*Mike Zerr
Western State*



*Bob Molle
Simon Fraser*

NCAA DISTRICT II

TRACK & FIELD CHAMPIONSHIPS MAY 8-9, 1987

EVENT MARCHON MEN/WOMEN

PL.	NAME	MARK	SCHOOL
1	JOHN EDEN	2:45.30	NNC
2	JDE ALVETA	2:42.30	SOSC
3	ERIK JENSEN	2:54.56	EDSC
4	CHRIS DUQUETTE	2:55.45	WU
5	MIKE DEL DONNO	3:00.48	WU
6	JAY COLEMAN	3:06.34	WU
7			
8			

TEAM SCORES

EOSC	GFC	L&C	Lin	NNC	SOSC	WOSC	WU
6	0	0	0	10	8	0	7
6	0	0	0	10	8	0	7
9							
10							
11							
12							
13							

EVENT DECATHLON MEN/WOMEN

PL.	NAME	MARK	SCHOOL
1	MIKE ALBERT	6256	NNC
2	HAWN STEFN	5991	EDSC
3	DAVID NICKELL	5940	CE
4	DARRYL STICKLES	5924	WOSC
5	KURT HARGETT	5855	WOSC
6	SCOTT HEALY	5691	WU
7	KEVIN TAYLOR	5666	SOSC
8	DWIGHT F. JENCH	5634	WOSC

TEAM SCORES

EOSC	GFC	L&C	Lin	NNC	SOSC	WOSC	WU
8	6	0	0	10	0	6	1
14	6	0	0	20	3	6	8
9							
10							
11							
12							
13							

EVENT Hammer MEN/WOMEN

PL.	NAME	MARK	SCHOOL
1	Soren Sorenson	172' 8"	WOSC
2	David Collins	161' 3"	WU
3	Doug Dean	160' 7"	Lin
4	Randy Sottell	155' 7"	SOSC
5	Matt Lydum	151' 10"	WOSC
6	Mike Watts	150' 6 1/2"	GFC
7	Kyle Kobow	148' 2"	Lin
8	Dave Elkins	137' 11"	GFC

TEAM SCORES

EOSC	GFC	L&C	Lin	NNC	SOSC	WOSC	WU
0	1	0	6	0	4	12	8
14	7	0	6	20	12	18	16
9							
10							
11							
12							
13							

EVENT 10000 MEN/WOMEN

PL.	NAME	MARK	SCHOOL
1	Greg Miller		EOSC
2	Kevin Wright		NNC
3	Joshua Sacan		SOSC
4	John Weisel		Lin
5	Kevin Kelly		WU
6	Eric Jensen		EOSC
7			
8			

TEAM SCORES

EOSC	GFC	L&C	Lin	NNC	SOSC	WOSC	WU
11	0	0	4	8	6	0	2
25	7	0	10	22	18	18	18
9							
10							
11							
12							
13							

NANA DISTRICT II

TRACK & FIELD CHAMPIONSHIPS MAY 8-9, 1987

EVENT Discus MEN/WOMEN

PL.	NAME	MARK	SCHOOL
1	Soren Sorenson	161' 4"	WOSC
2	Randy Settell	155' 3"	SOSC
3	Mike Warts	144' 8"	GFC
4	Doug Sommer	143' 9"	WU
5	Steve Curt	142' 3"	NNC
6	Dale Osborne	142' 1"	SOSC
7	Eric Cooley	137'	WU
8	Tim Stashin	132' 6"	SOSC

TEAM SCORES

EOSC	GFC	L&C	Lin	NNC	SOSC	WOSC	WU
0	6	0	0	2	9	10	4
25	13	0	10	30	27	28	22
9	Arnold Wardwell	130'	SOSC				
10	Matt Lydum	120' 6"	WOSC				
11							
12							
13							

EVENT Long Jump MEN/WOMEN

PL.	NAME	MARK	SCHOOL
1	Gareth Posten	23' 6 3/4"	WU
2	P.J. Conrad	22' 4"	Lin
3	Kurt Hargrett	22' 1/4"	WOSC
4	Gerry Clark	22' 1/4"	WOSC
5	Kevin Conners	21' 6"	WU
6	Will Waddell	21' 6"	EOSC
7	Russ Burker	21' 5 1/4"	SOSC
8	Todd Chandler	21' 2 1/2"	SOSC

TEAM SCORES

EOSC	GFC	L&C	Lin	NNC	SOSC	WOSC	WU
1	0	0	8	0	0	10	12
26	13	0	18	30	27	28	31
9	Scott Noren	20' 4 3/4"	SOSC				
10	Ken Ouellette	20' 3 1/2"	L&C				
11	Dale Huemsseller	19' 8 1/4"	NNC				
12							
13							

EVENT High Jump MEN/WOMEN

PL.	NAME	MARK	SCHOOL
1	Shawn Granger	6' 6"	SOSC
2	Shawn Steen	6' 4"	EOSC
3	Steve Seymour	6' 2"	Lin
3	Dwight French	6' 2"	WOSC
5	Lance Hansen	6' 2"	Lin
6	Rob Kriewer	6' 0"	WU
7	Bob Carnes	6' 0"	WOSC
7	Will Waddell	6' 0"	EOSC

TEAM SCORES

EOSC	GFC	L&C	Lin	NNC	SOSC	WOSC	WU
8	0	0	7	0	10	5	1
34	13	0	25	30	37	43	35
9							
10							
11							
12							
13							

EVENT Steeplechase MEN/WOMEN

PL.	NAME	MARK	SCHOOL
1	Jaron Sele	9:25.49	WOSC
2	Duke Rittenhouse	9:30.42	L&C
3	Mike Paddock	9:35.95	SOSC
4	Bruce Holbrook	9:49.44	SOSC
5	John Cord	9:55.50	NNC
6	Ron Ares	9:59.29	L&C
7	Kevin Winfield	10:02.04	WOSC
8	Eric Hartman	10:16.25	L&C

TEAM SCORES

EOSC	GFC	L&C	Lin	NNC	SOSC	WOSC	WU
0	0	9	0	2	10	10	0
34	13	9	25	32	47	63	35
9							
10							
11							
12							
13							

NCAA DISTRICT II

TRACK & FIELD CHAMPIONSHIPS MAY 8-9, 1987

EVENT SHOT PUT (MEN/WOMEN)

PL.	NAME	MARK	SCHOOL
1	RANDY CATTALL	59'-8 1/2"	SOSC
2	KIM BROWN	52'-1"	WOSC
3	Arnold Wardwell	51'-11 1/2"	SOSC
4	MIKE County	50'-9 1/2"	SOSC
5	SOREN SORENSEN	49'-11"	WOSC
6	David Collins	48'-2"	WU
7	Hank WYBORNAY	46'-0"	NAC
8	Dale Osborne	47'-6 1/2"	SOSC

TEAM SCORES

EOSC	GFC	L&C	Lin	NAC	SOSC	WOSC	WU
0	0	0	0	0	20	10	1
34	13	9	25	32	67	63	36
9	Steve Curl	47'-3 1/2"	NAC				
10	Todd Danxs	44'-3"	WOSC				
11							
12							
13							

EVENT 10-K WALK (MEN/WOMEN)

PL.	NAME	MARK	SCHOOL
1	Rwinda Jacobs	46:56.2	WU
2	Troy D'Donnell	53:12.94	WU
3	Jeff Kiltan	53:53.9	WU
4	Tom Mills	57:49.64	SOSC
5	Mitch Seal	NT	FOSC
6	Dave Jaconelli	53:58.49	WOSC
7			
8			

TEAM SCORES

EOSC	GFC	L&C	Lin	NAC	SOSC	WOSC	WU
2	0	0	0	0	4	1	27
36	13	9	25	32	71	64	60
9							
10							
11							
12							
13							

EVENT 4x100m (MEN/WOMEN)

PL.	NAME	MARK	SCHOOL
1	GFC	43.39	
2	WU	43.59	
3	LIN	43.73	
4	SOSC	44.00	
5	LC	44.13	
6	NAC	44.79	
7			
8			

TEAM SCORES

EOSC	GFC	L&C	Lin	NAC	SOSC	WOSC	WU
0	10	2	6	1	4	0	8
36	23	11	31	33	75	64	68
9							
10							
11							
12							
13							

X
Omni
Muller
Conley
Cummins

EVENT 1500m (MEN/WOMEN)

PL.	NAME	MARK	SCHOOL
1	Wes Tikaver	3:56.13	WOSC
2	Paul Aze's	4:00.71	LC
3	Bob Craig	4:01.56	SOSC
4	Mike Amstutz	4:03.75	FOSC
5	Brad Holbrook	4:05.56	SOSC
6	Mike Paddack	4:05.99	SOSC
7	Duke Ritenhouse	4:07.99	LC
8	Jason Sale	4:08.06	WOSC

TEAM SCORES

EOSC	GFC	L&C	Lin	NAC	SOSC	WOSC	WU
4	0	8	0	0	9	10	0
40	23	19	31	33	84	74	68
9	JAY CLARK	4:13.94	NAC				
10	BOB WOOD	4:22.7	WOSC				
11							
12							
13							

DISTRICT II

TRACK & FIELD CHAMPIONSHIPS MAY 8-9, 1987

EVENT Triple Jump MEN/WOMEN

PL.	NAME	MARK	SCHOOL
1	Kevin Connors	46'-4 1/2"	WU
2	John Prevorsek	43'-10 1/2"	LIN
3	Kele MASTERS	43'-5"	LIN
4	Dwight French	43'-3 1/4"	WOSC
5	Ken Ouellette	42'-8 1/2"	LC
6	Shawn Granger	42'-5 3/4"	SOSC
7	Scott Alford	42'-4 1/2"	SOSC
8	Russell Burke	41'-10 3/4"	SOSC

TEAM SCORES

EOSC	GFC	L&C	Lin	NNC	SOSC	WOSC	WU
0	0	2	14	0	1	4	10
40	33	21	45	33	65	78	78
9	Pat Leeper		40'-1 1/4"		GFC		
10							
11							
12							
13							

EVENT 110 Ht+ MEN/WOMEN

PL.	NAME	MARK	SCHOOL
1	Adolphus Owea	14.28	GFC
2	Jim Rupp	14.94	SOSC
3	Sam Lantry	15.04	WU
4	Scott Cummins	15.12	GFC
5	Darrel Stokes	15.23	WOSC
6	Dave Kelly	15.42	LC
7	Dan Thomas	15.55	WU
8	Bob Cornes	15.63	WOSC

TEAM SCORES

EOSC	GFC	L&C	Lin	NNC	SOSC	WOSC	WU
0	14	1	0	0	8	2	6
40	37	22	45	33	43	30	54
9							
10							
11							
12							
13							

EVENT 400 m Dash MEN/WOMEN

PL.	NAME	MARK	SCHOOL
1	Mike Gilbert	48.96	NNC
2	Tim Postley	49.91	GFC
3	David Sparrre	50.51	WU
4	Gareth Poole	50.84	WU
5	Frank Van Dyke	51.41	WOSC
6	Tim Dorsey	52.49	SOSC
7	Greg Beery	52.98	L&C
8			

TEAM SCORES

EOSC	GFC	L&C	Lin	NNC	SOSC	WOSC	WU
0	8	0	0	10	1	2	10
40	45	22	45	43	94	39	94
9							
10							
11							
12							
13							

EVENT Pole Vault MEN/WOMEN

PL.	NAME	MARK	SCHOOL
1	Kevin Taylor		SOSC
2	Mike Gilbert		NNC
3	Jeff Frydler		WU
4	Mike Gile		WU
5	Dave Elkins		GFC
6	Jeff Harts		L&C
7			
8			

TEAM SCORES

EOSC	GFC	L&C	Lin	NNC	SOSC	WOSC	WU
0	2	1	0	8	10	0	10
41	47	22	45	61	104	32	121
9							
10							
11							
12							
13							

SF

*
13-4

DISTRICT II

TRACK & FIELD CHAMPIONSHIPS MAY 8-9, 1987

EVENT 100m Dash MEN/WOMEN

TEAM SCORES

PL.	NAME	MARK	SCHOOL	EOSC	GFC	L&C	Lin	NNC	SOSC	WOSC	WU
1	Mark Cline	11.08	L&C	0	0	10	3	0	0	10	0
2	Mark Berry	11.27	SOSC	40	47	33	48	51	112	92	102
3	Tim Bismant	11.29	WOSC								
4	Kurt Harget	11.31	WOSC	9							
5	Mark Brown	11.42	Lin	10							
6	Mark Anderson	11.47	Lin	11							
7	Jeff Wiltzell	11.59	WU	12							
8	Les Taylor	12.01	WOSC	13							

EVENT 200m MEN/WOMEN

TEAM SCORES

PL.	NAME	MARK	SCHOOL	EOSC	GFC	L&C	Lin	NNC	SOSC	WOSC	WU
1	Westlaner	1:53.71	WOSC	0	0	1	0	3	4	10	5
2	Steve Yeager	1:55.59	NNC	44	47	34	48	59	116	102	112
3	Rob McGinnis	1:55.72	WU								
4	Arnon Harding	1:56.62	SOSC	9							
5	Jack Patton	1:57.78	WU	10							
6	Bob Harris	1:58.16	L&C	11							
7	Bob Craig	2:01.39	SOSC	12							
8				13							

EVENT Javelin MEN/WOMEN

TEAM SCORES

PL.	NAME	MARK	SCHOOL	EOSC	GFC	L&C	Lin	NNC	SOSC	WOSC	WU
1	Tim Williams	208'5"	WU	0	6	0	1	6	8	0	10
2	Mike County	197'10"	SOSC	40	53	34	44	65	64	102	132
3	Dava Edwards	189'5"	NNC								
4	David Nickill	185'11"	GFC	9							
5	Mike Watts	184'12"	GFC	10							
6	John Weeks	182'11"	Lin	11							
7				12							
8				13							

EVENT 400m I.H. MEN/WOMEN

TEAM SCORES

PL.	NAME	MARK	SCHOOL	EOSC	GFC	L&C	Lin	NNC	SOSC	WOSC	WU
1	Bob DeVulore	53.76	WU	1	8	0	6	0	0	0	16
2	Scott Cummins	56.03	GFC	41	101	31	55	15	13	102	138
3	Doug Rogers	56.04	Lin								
4	Dan Thomas	56.82	WU	9							
5	Jeff Wiltzell	58.16	WU	10							
6	Shawn Steer	58.67	FOSC	11							
7				12							
8				13							

NANA DISTRICT II

TRACK & FIELD CHAMPIONSHIPS MAY 8-9, 1987

EVENT 200m MEN/WOMEN

TEAM SCORES

PL.	NAME	MARK	SCHOOL	EOSC	GFC	L&C	Lin	NNC	SOSC	WOSC	WU
1	Mark Maine	22.18	L&C	1	0	10	0	2	4	6	8
2	David Searce	22.71	WU	4	1	4	5	6	12	10	14
3	Tim Burmont	22.80	WOSC								
4	Mark Berry	22.87	SOSC	9							
5	Mike Gilbert	23.10	NAC	10							
6	Nate Korchert	23.93	EOSC	11							
7				12							
8				13							

EVENT 500m MEN/WOMEN

TEAM SCORES

PL.	NAME	MARK	SCHOOL	EOSC	GFC	L&C	Lin	NNC	SOSC	WOSC	WU
1	Greg Miller	15:15.70	EOSC	10	0	0	4	6	2	1	8
2	Frick Lardner	15:33.68	WU	5	1	0	5	7	12	10	14
3	Kevin Wright	15:39.30	NAC								
4	Yin Iow	15:47.11	Lin	9							
5	Bob Jullare	15:48.60	SOSC	10							
6	David Jordan	15:51.42	WOSC	11							
7	Brian Reick	16:01.27	WOSC	12							
8	Yehia Eason	16:05.43	EOSC	13							

EVENT 4x400 Relay MEN/WOMEN

TEAM SCORES

PL.	NAME	MARK	SCHOOL	EOSC	GFC	L&C	Lin	NNC	SOSC	WOSC	WU
1	WOSC	3:22.57		0	8	0	2	1	4	10	6
2	GFC	3:22.57		5	1	4	1	7	13	11	12
3	WU	3:22.70		7	5	8	6	4	2	3	15
4	SOSC	3:26.70		9							
5	Lin	3:27.79		10							
6	NAC	3:26.89		11							
7	EOSC	3:30.17 (HT)		12							
8				13							

*
@ma
Suzie
Memio
Conley

EVENT MEN/WOMEN

TEAM SCORES

PL.	NAME	MARK	SCHOOL	EOSC	GFC	L&C	Lin	NNC	SOSC	WOSC	WU
1											
2											
3											
4				9							
5				10							
6				11							
7				12							
8				13							

NATA DISTRICT II

TRACK & FIELD CHAMPIONSHIPS MAY 8-9, 1987

EVENT MARATHON ~~MEN~~ WOMEN

PL.	NAME	MARK	SCHOOL
1	ELAINE DELSMAN	3:17	SOSC
2	KALI HAVERSTOCK	3:51.07	GFC
3			
4			
5			
6			
7			
8			

TEAM SCORES

EOSC	GFC	L&C	Lin	NNC	SOSC	WOSC	WU
0	8	0	0	0	10	5	0
0	8	0	0	0	10	5	0
9							
10							
11							
12							
13							

EVENT HEPTATHLON ~~MEN~~ WOMEN

PL.	NAME	MARK	SCHOOL
1	SHARON JENSEN	4641	WOSC
2	SHANNON GATES	4039	SOSC
3	SHELEY WOODSIDE	3608	LIN
4	LAROLE JONES	3565	EOSC
5	VAL WHITE	3480	LIN
6	LENDRE WALLACE	3387	SOSC
7			
8			

TEAM SCORES

EOSC	GFC	L&C	Lin	NNC	SOSC	WOSC	WU
4	0	0	8	0	9	10	0
4	8	0	8	0	19	10	0
9							
10							
11							
12							
13							

EVENT 800 m. Medley ~~MEN~~ WOMEN

PL.	NAME	MARK	SCHOOL
1		1:48.66	L&C
2		1:53.88	SOSC
3		1:54.59	WOSC
4		1:55.28	LIN
5		DN	WU
6			
7			
8			

TEAM SCORES

EOSC	GFC	L&C	Lin	NNC	SOSC	WOSC	WU
0	0	10	4	0	8	6	0
4	8	10	12	0	27	16	0
9							
10							
11							
12							
13							

EVENT 10,000 ~~MEN~~ WOMEN

PL.	NAME	MARK	SCHOOL
1	Elaine Delsman	40:12.56	SOSC
2	Chelly Tilzey	40:59.49	NNC
3	Teresa Beeman	41:20.16	LIN
4	Kali Haverstock	42:59.66	GFC
5			
6			
7			
8			

TEAM SCORES

EOSC	GFC	L&C	Lin	NNC	SOSC	WOSC	WU
0	4	0	6	8	10	0	0
4	12	10	8	8	37	16	0
9							
10							
11							
12							
13							

NATA DISTRICT II

TRACK & FIELD CHAMPIONSHIPS MAY 8-9, 1987

EVENT 3000 m MEN/WOMEN

TEAM SCORES

PL.	NAME	MARK	SCHOOL	EOSC	GFC	L&C	Lin	NNC	SOSC	WOSC	WU
1	Kathryn O'Leary	10:41.74	WOSC	0	1	0	14	2	0	14	0
2	Angela Thatcher	10:50.69	LIN	4	13	10	32	10	37	30	0
3	Nadine Price	11:04.06	LIN								
4	Debra Dick	11:10.84	WOSC	9							
5	Alice Tiltz	11:28.03	NNC	10							
6	Michelle Lang	12:40.56	GFC	11							
7				12							
8				13							

EVENT Discus MEN/WOMEN

TEAM SCORES

PL.	NAME	MARK	SCHOOL	EOSC	GFC	L&C	Lin	NNC	SOSC	WOSC	WU
1	Debbie Setell	128'2"	SOSC	10	0	0	0	1	10	4	6
2	Johanna Williams	126'0"	EOSC	14	13	10	32	11	47	34	6
3	Dana McDonald	119'10"	WU								
4	Michelle Tomlinson	115'8"	WOSC	9							
5	Dixie McCadden	109'8 1/2"	EOSC	10							
6	Bhinda Hardaway	100'0"	NNC	11							
7	Patti Stacey	93'9"	EOSC	12							
8	Carmen Garwick	93'4"	NNC	13							

EVENT Long Jump MEN/WOMEN

TEAM SCORES

PL.	NAME	MARK	SCHOOL	EOSC	GFC	L&C	Lin	NNC	SOSC	WOSC	WU
1	Sharon Jensen	17'7 1/4"	WOSC	0	0	8	10	6	0	10	3
2	Shereen Reaney	17'2 3/4"	L&C	14	13	18	42	11	47	44	9
3	Shelly Woodside	17'0"	Lin								
4	Lisa Lind	16'5"	Lin	9							
5	Lara Wright	16'3 1/2"	WU	10							
6	Alissa Thomas	16'2 3/4"	WU	11							
7	Val White	15'4 1/4"	Lin	12							
8	Carole Jones	15'3"	EOSC	13							

EVENT Javelin MEN/WOMEN

TEAM SCORES

PL.	NAME	MARK	SCHOOL	EOSC	GFC	L&C	Lin	NNC	SOSC	WOSC	WU
1	Shannon Coxles	153'-5"	SOSC	0	4	8	6	0	11	0	2
2	Leslie Johnson	145'-0"	L&C	14	17	20	48	11	53	44	11
3	Kim Halter	140'-8"	LIN								
4	Jennie Fox	141'-3 1/2"	GFC	9							
5	Helen Buckmaster	127'-2"	WU	10							
6	Kris Pinner	133'-0"	SOSC	11							
7	Karen Carpenter	129'-3"	L&C	12							
8	Kim GEP	127'-1"	WOSC	13							

v. high


141-11

NADA DISTRICT II

TRACK & FIELD CHAMPIONSHIPS MAY 8-9, 1987

Not @ = (5-6)

EVENT High Jump MEN/WOMEN

TEAM SCORES

PL.	NAME	MARK	SCHOOL
1	Sue Wikström	5'-4"	GFC
2	LISA HIND	5'-4"	LIN
3	SHARON Jensen	5'-4"	WOSC
4	Kelli Lovelady	5'-2"	WOSC
5	Amy Palmer	5'-2"	LC
6	Dianne Plagge	5'-2"	WOSC
7	Kam Gee	5'-0"	WOSC
8	Christy Galletta	4'-8"	WOSC

EOSC	GFC	L&C	Lin	NNC	SOSC	WOSC	WU
0	10	2	8	0	0	11	11
14	27	28	5	11	33	56	11

9	Stacey Lee	4'-8"	WU
10			
11			
12			
13			

EVENT 400m MEN/WOMEN

TEAM SCORES

PL.	NAME	MARK	SCHOOL
1	LC	49.89	
2	WOSC	50.45	
3	SOSC	51.09	
4	LIN	51.66	
5	EOSC	53.67	
6	WU	56.74	
7			
8			

EOSC	GFC	L&C	Lin	NNC	SOSC	WOSC	WU
3	0	10	4	2	6	8	1
10	27	33	60	11	64	63	12

9							
10							
11							
12							
13							

EVENT SHOTPUT MEN/WOMEN

TEAM SCORES

PL.	NAME	MARK	SCHOOL
1	Johanna Williams	41-8 1/2	EOSC
2	Paige Dougherty	40'-0"	LC
3	Dakota Sobel	39'-11 1/2"	SOSC
4	Diana McDaniel	39'-10"	WU
5	Dixie McLendon	37'-5 1/2"	EOSC
6	Patricia Stacey	35'-9"	EOSC
7	Karen Carpenter	35'-6 1/2"	NNC
8	Susan Greenwood	35'-1 1/2"	LIN

EOSC	GFC	L&C	Lin	NNC	SOSC	WOSC	WU
13	0	8	0	0	6	0	4
24	27	46	66	11	70	63	16

9							
10							
11							
12							
13							

EVENT 1500m MEN/WOMEN

TEAM SCORES

PL.	NAME	MARK	SCHOOL
1	Kathryn O'Leary	4:49.01	WOSC
2	Julie Demick	4:51.6	WOSC
3	Amelia Thatcher	4:53.3	LIN
4	Parvaneh Lashari	4:56.44	LIN
5	Kelli Cammick	4:59.47	WU
6	Sandy Lutz	5:05.74	WOSC
7	Debra Fitch	5:07.1	WOSC
8	Alice Feltzer	5:15.00	

EOSC	GFC	L&C	Lin	NNC	SOSC	WOSC	WU
0	0	0	10	0	0	19	2
24	27	46	70	11	70	52	18

9							
10							
11							
12							
13							

DISTRICT II

TRACK & FIELD CHAMPIONSHIPS MAY 8-9, 1987

EVENT 200m MEN/WOMEN

TEAM SCORES

PL.	NAME	MARK	SCHOOL	EOSC	GFC	L&C	Lin	NNC	SOSC	WOSC	WU
1	Sharon Wagner	25.71	WOSP	0	4	14	0	0	2	10	1
2	Kari Larsen	25.99	L&C	30	39	92	68	11	78	121	35
3	Nicole Perry	26.01	L&C								
4	Marta Shields	26.43	GFC	9							
5	Kathy Sigaft	26.66	WOSP	10							
6	Stephanie Payne	26.91	WLI	11							
7	Alisa Thomas	27.16	WLI	12							
8	Kathy Kubik	27.39	LIV	13							

EVENT Triple Jump MEN/WOMEN

TEAM SCORES

PL.	NAME	MARK	SCHOOL	EOSC	GFC	L&C	Lin	NNC	SOSC	WOSC	WU
1	Lara Wright	31.13 1/4	WLI	0	0	1	4	0	2	4	10
2	Shelly Woodside	35.73 1/4	LIN	30	39	93	104	11	90	125	49
3	Stacy Lee	34.11 1/4	LIN								
4	Kami Gee	33.43 1/4	WOSP	9							
5	Shannon Gates	33.10 1/4	SOSP	10							
6	Kurs Durran	32.6 1/4	L&C	11							
7	Amy Bolger	31.7	L&C	12							
8				13							

EVENT Long Jump MEN/WOMEN

TEAM SCORES

PL.	NAME	MARK	SCHOOL	EOSC	GFC	L&C	Lin	NNC	SOSC	WOSC	WU
1	Sharon Jensen	17.7 1/4	WOSP	0	0	1	0	0	0	10	3
2	Sharon Romney	17.23 1/4	L&C	30	39	101	114	11	90	135	52
3	Shelly Woodside	17	LIN								
4	Alisa Lopez	16.5	LIN	9							
5	Lara Wright	16.3 1/2	WLI	10							
6	Amy Thomas	16.23 1/4	WLI	11							
7	Val White	15.4 1/4	LIN	12							
8	Carole Jones	15.3	GFC	13							

EVENT 400m IH MEN/WOMEN

TEAM SCORES

PL.	NAME	MARK	SCHOOL	EOSC	GFC	L&C	Lin	NNC	SOSC	WOSC	WU
1	Sharon Jensen	1:05.25	WOSP	0	0	1	0	0	12	12	0
2	Kris Russell	1:07.19	SOSP	30	39	64	110	11	102	137	49
3	Val White	1:08.18	LIN								
4	Mindy Brown	1:11.35	SOSP	9							
5	Linda Henderson	1:12.65	WOSP	10							
6	Liz Ardinger	1:17.1	L&C	11							
7				12							
8				13							

DISTRICT II

TRACK & FIELD CHAMPIONSHIPS MAY 8-9, 1987

EVENT 100m Ht MEN/WOMEN

PL.	NAME	MARK	SCHOOL
1	Shelley Wechsle	15.56	LIN
2	Sharon Jensen	15.75	WOSC
3	Jill Cochran	15.77	SOSC
4	Lenny Wallace	15.95	SOSC
5	Val White	16.43	LW
6	Lisa Lind	16.44	LIN
7	Liz Adinger	16.61	LC
8	Darcy Eastland	17.07	WOSC

TEAM SCORES

EOSC	GFC	L&C	Lin	NNC	SOSC	WOSC	WU
0	0	0	13	0	10	8	0
24	27	46	93	11	30	40	13
9							
10							
11							
12							
13							

EVENT 400m Dash MEN/WOMEN

PL.	NAME	MARK	SCHOOL
1	Karl Larsen	1:57.56	LFC
2	Nicole Perru	1:57.75	LFC
3	Marta Shields	1:57.75	LFC
4	Kathy Staat	1:01.45	SOSC
5	Linda Brown	1:01.47	WU
6	Carole Jones	1:03.44	HEDEC
7	Irene Jones	1:03.24	WU
8	Christine Gillette	1:03.15	FIS

TEAM SCORES

EOSC	GFC	L&C	Lin	NNC	SOSC	WOSC	WU
1	0	15	0	0	4	0	2
30	33	64	23	11	84	40	20
9							
10							
11							
12							
13							

EVENT 100m MEN/WOMEN

PL.	NAME	MARK	SCHOOL
1	Sharon Wegener	13.25	WOSC
2	Alisa Thomas	13.4	WU
3	Stephanie Payne	13.17	WU
4	Kathy Kubik	13.21	LIN
5	Jill Cochran	13.38	SOSC
6	Mary Tepper	13.42	LIN
7	Finn Weeks	13.59	WU
8	Sherleen Beasley	13.62	LFC

TEAM SCORES

EOSC	GFC	L&C	Lin	NNC	SOSC	WOSC	WU
0	0	0	5	0	2	10	14
30	33	64	88	11	36	100	34
9							
10							
11							
12							
13							

EVENT 200m MEN/WOMEN

PL.	NAME	MARK	SCHOOL
1	Brenna Thum	2:18.89	WOSC
2	Maia Findley	2:19.36	LFC
3	Terrina Loma	2:19.95	LFC
4	Julie Blum	2:24.19	WU
5	Melanie Springer	2:26.11	GFC
6	Sandy Loop	2:28.64	WOSC
7	Jana Zellmer	2:29.41	NNC
8			

TEAM SCORES

EOSC	GFC	L&C	Lin	NNC	SOSC	WOSC	WU
0	2	14	0	0	0	11	04
24	35	78	88	11	76	111	38
9							
10							
11							
12							
13							

MATA DISTRICT II

TRACK & FIELD CHAMPIONSHIPS MAY 8-9, 1987

OFFICAL RESULTS

MEN'S 100 METER DASH

PLACE	NAME	SCHOOL	TIME
1	Mark Calne	L&C	11.08
2	Mark Berry	SOSC	11.27
3	Tim Blamont	WOSC	11.29
4	Kurt Hargett	WOSC	11.36
5	Curtis Brown	LIN	11.42
6	Mark Anderson	LIN	11.47
7	Jeff Wiltsey	WU	11.59
8	Les Taylor	WOSC	12.01

WOMEN'S 100 METER DASH

PLACE	NAME	SCHOOL	TIME
1	Sharon Wegener	WOSC	12.71
2	Allsa Thomas	WU	13.14
3	Stephanie Payne	WU	13.17
4	Kathy Kubik	LIN	13.26
5	Jill Cochran	SOSC	13.38
6	Mary Tepper	LIN	13.42
7	Erin Weeks	WU	13.59
8	Shoreen Rooney	L&C	13.62

MEN'S 200 METER DASH

PLACE	NAME	SCHOOL	TIME
1	Mark Calne	L&C	22.18
2	David Searce	WU	22.71
3	Tim Blamont	WOSC	22.80
4	Mark Berry	SOSC	22.87
5	Mike Gilbert	NNC	23.10
6	Nate Borchert	EOSC	23.93

WOMEN'S 200 METER DASH

PLACE	NAME	SCHOOL	TIME
1	Sharon Wegener	WOSC	25.71
2	Kari Larsen	L&C	25.99
3	Nicole Perry	L&C	26.01
4	Marta Shields	GFC	26.43
5	Kathy Staat	SOSC	26.66
6	Stephanie Payne	WU	26.91
7	Allsa Thomas	WU	27.16
8	Kathy Kubik	LIN	27.39

MEN'S 400 METER DASH

PLACE	NAME	SCHOOL	TIME
1	Mike Gilbert	NNC	48.96
2	Tim Conley	GFC	49.91
3	David Searce	WU	50.15
4	Gareth Pooleon	WU	50.86
5	Frank VanDyke	WOSC	51.42
6	Tim Dorsey	SOSC	52.49
7	Greg Beery	L&C	52.98

WOMEN'S 400 METER DASH

PLACE	NAME	SCHOOL	TIME
1	Kari Larsen	L&C	57.56
2	Nicole Perry	L&C	57.75
3	Marta Shields	GFC	1:00.71
4	Kathy Staat	SOSC	1:01.45
6	Linda Brown	WU	1:01.47
6	Carole Jones	EOSC	1:03.14
7	Irene Jones	WU	1:03.24
8	Christine Gillette	EOSC	1:03.59

MEN'S 800 METER RUN

PLACE	NAME	SCHOOL	TIME
1	Wes Tilgner	WOSC	1:53.21
2	Steve Yeager	NNC	1:55.59
3	Rob MacBinnitie	WU	1:55.72
4	Aaron Harding	SOSC	1:56.62
5	Jack Catton	WU	1:57.78
6	Bob Harris	L&C	1:58.16
7	Bob Craig	SOSC	2:01.39

WOMEN'S 800 METER RUN

PLACE	NAME	SCHOOL	TIME
1	Brenda Thwaitte	WOSC	2:18.89
2	Meg Finaly	L&C	2:19.36
3	Jeannine Lama	L&C	2:19.95
4	Julie Blum	WU	2:24.19
5	Mellane Springer	GFC	2:26.11
6	Sandy Loop	WOSC	2:28.64
7	Jana Zellmer	NNC	2:29.41

NAIA DISTRICT II TRACK/FIELD CHAMPIONSHIPS OFFICAL RESULTS

MEN'S 1500 METER RUN

PLACE	NAME	SCHOOL	TIME
1	Wes Tilgner	WOSC	3:56.13
2	Ron Ares	L&C	4:00.71
3	Bob Craig	SOSC	4:01.56
4	Mike Appleton	EOSC	4:03.75
5	Brad Holbrook	SOSC	4:05.56
6	Mike Paddock	SOSC	4:05.99
7	Duke Rittenhouse	L&C	4:07.99
8	Jason Sele	WOSC	4:08.06
9	Jay Clark	NNC	4:13.94
10	Rob Wood	WOSC	4:22.70

WOMEN'S 1500 METER RUN

PLACE	NAME	SCHOOL	TIME
1	Kathryn O'Leary	WOSC	4:48.02
2	Julie Dimick	WOSC	4:51.6ht
3	Angela Thatcher	LIN	4:53.3ht
4	Melanie Leckenby	LIN	4:56.99
5	Kelli Cammack	WU	4:59.97
6	Sandy Loop	WOSC	5:05.74
7	Debra Dick	WOSC	5:07.1ht
8	Alice Tiltzay	NNC	5:13.00

MEN'S 3000 METER STEEPLECHASE

PLACE	NAME	SCHOOL	TIME
1	Jason Sele	WOSC	9:25.49
2	Duke Rittenhouse	L&C	9:30.42
3	Mike Paddock	SOSC	9:35.85
4	Brad Holbrook	SOSC	9:49.44
5	John Oord	NNC	9:55.50
6	Ron Ares	L&C	9:59.29
7	Kevin Winfield	WOSC	10:02.04
8	Eric Hartmann	L&C	10:16.25

WOMEN'S 3000 METER RUN

PLACE	NAME	SCHOOL	TIME
1	Kathryn O'Leary	WOSC	10:41.74
2	Angela Thatcher	LIN	10:50.69
3	Nadine Price	LIN	11:04.06
4	Debra Dick	WOSC	11:10.8ht
5	Alice Tiltzay	NNC	11:28.03
6	Michelle Lang	GFC	12:40.56

MEN'S 5000 METER RUN

PLACE	NAME	SCHOOL	TIME
1	Greg Miller	EOSC	15:15.76
2	Erick Landeen	WU	15:33.68
3	Kevin Wright	NNC	15:39.36
4	Dan Tow	LIN	15:47.11
5	Bob Julian	SOSC	15:48.66
6	David Jordan	WOSC	15:51.42
7	Brian Reick	WOSC	16:01.27
8	Joshua Secon	SOSC	16:05.43
9	Brad Holbrook	SOSC	16:37.39
10	John Welsel	LIN	16:54.66

WOMEN'S 5000 METER RUN

PLACE	NAME	SCHOOL	TIME
1	Kristin Peterson	WU	18:51.23
2	Nadine Price	LIN	19:06.46
3	Angela Thatcher	LIN	19:12.77
4	Melanie Leckenby	LIN	19:18.32
5	Teresa Beeman	LIN	19:25.48
6	Julie Dimick	WOSC	19:27.32
7	Elaine Delsman	SOSC	19:40.48
8	Diane Peterson	GFC	21:37.62

MEN'S 10,000 METER RUN

PLACE	NAME	SCHOOL	TIME
1	Greg Miller	EOSC	32:13.67
2	Kevin Wright	NNC	33:12.73
3	Joshua Secon	SOSC	33:40.90
4	John Welsel	LIN	34:46.12
5	Kevin Kelly	WU	35:04.17
6	Eric Jensen	EOSC	37:37.73

WOMEN'S 10,000 METER RUN

PLACE	NAME	SCHOOL	TIME
1	Elaine Delsman	SOSC	40:12.56
2	Chelly Tiltzay	NNC	40:59.49
3	Teresa Beeman	LIN	41:20.16
4	Kelli Haverstock	GFC	42:59.66

NAIA DISTRICT II TRACK/FIELD CHAMPIONSHIPS OFFICAL RESULTS

MEN'S 10,000 METER WALK

PLACE	NAME	SCHOOL	TIME
1	Randy Jacobs	WU	46:56.20
2	Troy O'Donnell	WU	53:12.94
3	Jeff Kilday	WU	53:53.9ht
4	Tom Mills	SOSC	57:49.64
5	Mitch Seal	EOSC	NT
6	Dave Jaconetti	WOSC	58:58.49

WOMEN'S 800 MEDLEY RELAY

PLACE	SCHOOL	TIME
1	L&C	1:48.66
2	SOSC	1:53.88
3	WOSC	1:54.59
4	LIN	1:55.28

MEN'S 110 HIGH HURDLES

PLACE	NAME	SCHOOL	TIME
1	Adolphus Onua	GFC	14.28
2	Tim Rupp	SOSC	14.94
3	Sam Laproy	WU	15.04
4	Scott Cummins	GFC	15.12
5	Darryl Stickers	WOSC	15.23
6	Dave Kelley	L&C	15.42
7	Dan Thomas	WU	15.55
8	Bob Cornes	WOSC	15.63

WOMEN'S 100 METER HURDLES

PLACE	NAME	SCHOOL	TIME
1	Shelly Woodside	LIN	15.56
2	Sharon Jensen	WOSC	15.75
3	Jill Cochran	SOSC	15.77
4	Lenny Wallace	SOSC	15.95
5	Val White	LIN	16.43
6	Lisa Lind	LIN	16.44
7	Liz Ardinger	L&C	16.61
8	Darcy Eastland	WOSC	17.03

MEN'S 400 METER INTERMEDIATE HURDLES

PLACE	NAME	SCHOOL	TIME
1	Bob DeVyldeare	WU	53.76
2	Scott Cummins	GFC	56.03
3	Doug Rogers	LIN	56.04
4	Dan Thomas	WU	56.88
5	Jeff Wiltsey	WU	58.16
6	Shawn Steen	EOSC	58.67

WOMEN'S 400 METER LOW HURDLES

PLACE	NAME	SCHOOL	TIME
1	Sharon Jensen	WOSC	1:05.25
2	Kris Russell	SOSC	1:07.19
3	Val White	LIN	1:08.18
4	Mindy Brown	SOSC	1:11.35
5	Linda Henderson	WOSC	1:12.65
6	Liz Ardinger	L&C	1:17.1ht

MEN'S MARATHON

PLACE	NAME	SCHOOL	TIME
1	John Oord	NNC	2:45.30
2	Joe Alueta	SOSC	2:52.44
3	Eric Jensen	EOSC	2:54.56
4	Chris Duquette	WU	2:55.45
5	Mike Del Donno	WU	3:00.48
6	Jay Coleman	WU	3:06.34

WOMEN'S MARTHON

PLACE	NAME	SCHOOL	TIME
1	Elaine Delsman	SOSC	3:07.17
2	Kall Haverstock	GFC	3:51.07

NAIA DISTRICT II TRACK/FIELD CHAMPIONSHIP OFFICAL RESULTS

MEN'S 400 METER RELAY

PLACE	SCHOOL	TIME
1	GFC	43.39
2	WU	43.59
3	LIN	43.73
4	SOSC	44.00
5	L&C	44.13
6	NNC	44.79
7	EOSC	45.24

WOMEN'S 400 METER RELAY

PLACE	SCHOOL	TIME
1	L&C	49.99
2	WOSC	50.95
3	SOSC	51.09
4	LIN	51.66
5	EOSC	56.37
6	WU	56.74

MEN'S 1600 METER RELAY

PLACE	SCHOOL	TIME
1	WOSC	3:22.52
2	GFC	3:22.57
3	WU	3:22.72
4	SOSC	3:26.70
5	LIN	3:27.79
6	NNC	3:26.89
7	EOSC	3:36.7ht

WOMEN'S 1600 METER RELAY

PLACE	SCHOOL	TIME
1	L&C	4:00.10
2	WOSC	4:00.77
3	SOSC	4:11.57
4	WU	4:12.41
5	LIN	4:13.70
6	EOSC	4:24.29

MEN'S DECATHLON

PLACE	NAME	SCHOOL	POINTS
1	Mike Gilbert	NNC	6256
2	Shawn Steen	EOSC	5991
3	David Nickell	GFC	5972
4	Darryl Stickles	WOSC	5928
5	Kurt Hargatt	WOSC	5855
6	Scott Healy	WILL	5691
7	Kevin Taylor	SOSC	5666
8	Dwight French	WOSC	5634
9	Bob Cornes	WOSC	5552
10	Dan Thomas	WU	5473
11	Brad Melendy	LIN	5263
12	Jim Block	EOSC	5107
13	Dale Huemoeller	NNC	4900
14	Tim Rupp	SOSC	4847
15	Clint McClellan	SOSC	4787

WOMEN'S HEPTATHLON

PLACE	NAME	SCHOOL	POINTS
1	Sharon Jensen	WOSC	4651
2	Shannon Gales	SOSC	4039
3	Shelly Woodside	LIN	3608
4	Carole Jones	EOSC	3565
5	Val White	LIN	3480
6	Lenore Wallace	SOSC	3387
7	Stacey Lee	LIN	3264
8	Dianne Plogge	WOSC	2779

MEN'S DISCUS

PLACE	NAME	SCHOOL	DISTANCE
1	Soren Sorenson	WOSC	161-4
2	Randy Settall	SOSC	155-3
3	Mike Watts	GFC	144-8
4	Doug Sommer	WU	143-9
5	Steve Curl	NNC	142-3
6	Dale Osborne	SOSC	142-1
7	Eric Cooley	WU	137-0
8	Tim Stashin	SOSC	132-6
9	Arnold Wardwell	SOSC	130-0
10	Matt Lydum	WOSC	120-6

WOMEN'S DISCUS

PLACE	NAME	SCHOOL	DISTANCE
1	Debbie Settall	SOSC	128-2
2	Johanna Williams	EOSC	126-0
3	Diana McDonald	WU	119-10
4	Michelle Tomlinson	WOSC	115-8
5	Dixie McCadden	EOSC	109-8 1/2
6	Rhonda Hardey	NNC	100-0
7	Patti Stacey	EOSC	93-9
8	Camen Gerwick	NNC	93-4

NAIA DISTRICT II TRACK/FIELD CHAMPIONSHIPS OFFICAL RESULTS

MEN'S HIGH JUMP

PLACE	NAME	SCHOOL	HEIGHT
1	Shaun Granger	SOSC	6-6
2	Shawn Steen	EOSC	6-4
3	Steve Seymour	LIN	6-2
3	Dwight French	WOSC	6-2
5	Lance Hansen	LIN	6-2
6	Rob Kilewer	WU	6-0
7	Will Waddell	EOSC	6-0
7	Bob Carnes	WOSC	6-0

WOMEN'S HIGH JUMP

PLACE	NAME	SCHOOL	HEIGHT
1	Sue Woolsey	GFC	5-4
2	Lisa Lind	LIN	5-4
3	Sharon Jensen	WOSC	5-4
4	Kelly Lovejoy	WOSC	5-2
5	Amy Bolger	L&C	5-2
6	Dianne Plagge	WOSC	5-2
7	Kami Gee	WOSC	5-0
8	Stacey Lee	LIN	4-8
8	Chrissy Gillette	EOSC	4-8

MEN'S JAVELIN

PLACE	NAME	SCHOOL	DISTANCE
1	Jim Williams	WU	208-5
2	Mike County	SOSC	197-10
3	Doug Edwards	NNC	189-5
4	David Nickell	GFC	185-11
5	Mike Watts	GFC	184-2
6	John Weeks	LIN	182-11
7	Sean Coste	LIN	175-1
8	Mark Garvey	LIN	173-6
9	Doug Ladd	WOSC	169-4
10	Ken Rankin	EOSC	168-4
11	Jim Black	EOSC	161-3
12	David Mueller	GFC	142-6

WOMEN'S JAVELIN

PLACE	NAME	SCHOOL	DISTANCE
1	Shannon Gates	SOSC	153-5
2	Leslie Johnson	L&C	145-0
3	Kim Halter	LIN	140-8
4	Denise Fox	GFC	140-3 1/2
5	Heidi Buckmaster	WU	137-2
6	Kris Ettner	SOSC	133-4
7	Karen Carpenter	NNC	129-3
8	Kami Gee	WOSC	127-1
9	Kellie Osborn	WOSC	111-11
10	Katie Wambach	LIN	111-8 1/2

MEN'S LONG JUMP

PLACE	NAME	SCHOOL	DISTANCE
1	Gareth Pooleon	WU	23-6 3/4
2	PJ Coonrod	LIN	22-4
3	Kurt Hargell	WOSC	22-0 1/4
4	Gerry Clark	WOSC	22-0 1/4
5	Kevin Connors	WU	21-6
6	Will Waddell	EOSC	21-6
7	Russ Burke	SOSC	21-5 1/4
8	Todd Chandler	SOSC	21-2 1/2
9	Scott Noren	SOSC	20-4 3/4
10	Ken Ouellette	L&C	20-3 1/2
11	Dale Huemoeller	NNC	18-8 1/4

WOMEN'S LONG JUMP

PLACE	NAME	SCHOOL	DISTANCE
1	Sharon Jensen	WOSC	17-7 1/4
2	Shereen Reaney	L&C	17-2 3/4
3	Shelly Woodside	LIN	17-0
4	Lisa Lind	LIN	16-5
5	Lara Wright	WU	16-3 1/2
6	Alisa Thomas	WU	16-2 3/4
7	Val White	LIN	15-4 1/4
8	Carole Jones	EOSC	15-3
9	Karen Wilcox	WU	14-9 3/4

NAIA DISTRICT II TRACK/FIELD CHAMPIONSHIPS OFFICAL RESULTS

MEN'S SHOT PUT

PLACE	NAME	SCHOOL	DISTANCE
1	Randy Sattell	SOSC	59-8 1/2
2	Kim Brown	WOSC	52-1
3	Arnold Wardwell	SOSC	51-11 1/2
4	Mike County	SOSC	50-8 1/2
5	Soren Sorenson	WOSC	48-11
6	David Collins	WU	48-2
7	Hank Wyborney	NNC	48-0
8	Dale Osborne	SOSC	47-6 1/2
9	Steve Curl	NNC	47-6 1/2
10	Todd Danko	WOSC	44-3

WOMEN'S SHOT PUT

PLACE	NAME	SCHOOL	DISTANCE
1	Johana Williams	EOSC	41-8 1/2
2	Paige Daugherty	L&C	40-0
3	Debie Sattell	SOSC	39-11 1/2
4	Diana McDonald	WU	39-10
5	Dixie McCadden	EOSC	37-5 1/2
6	Patti Stacey	EOSC	35-9
7	Karen Carpenter	NNC	35-6 1/2
8	Susan Greenwood	LIN	35-1 1/2

MEN'S TRIPLE JUMP

PLACE	NAME	SCHOOL	DISTANCE
1	Kevin Connors	WU	46-4 1/2
2	John Prevedello	LIN	43-10 1/2
3	Kele Marsters	LIN	43-5
4	Dwight French	WOSC	43-3 1/4
5	Ken Ouellette	L&C	42-8 1/2
6	Shaun Granger	SOSC	42-5 3/4
7	Scott Noren	SOSC	42-4 1/2
8	Russell Burke	SOSC	41-10 3/4
9	Pat Leeper	GFC	40-1 1/4

WOMEN'S TRIPLE JUMP

PLACE	NAME	SCHOOL	DISTANCE
1	Lara Wright	WU	36-1 3/4
2	Shelly Woodside	LIN	35-7 3/4
3	Stacey Lee	LIN	34-11 1/4
4	Kami Gee	WOSC	33-4 3/4
5	Shannon Gates	SOSC	32-10 1/4
6	Krys Duncan	L&C	32-6 1/4
7	Amy Bolger	L&C	31-7

MEN'S HAMMER THROW

PLACE	NAME	SCHOOL	DISTANCE
1	Soren Sorenson	WOSC	172-8
2	David Collins	WU	161-3
3	Doug Dean	LIN	160-7
4	Randy Sattell	SOSC	156-7
5	Matt Lydum	WOSC	151-10
6	Mike Watts	GFC	150-6
7	Kyle Kobow	LIN	148-8
8	Dave Elkins	GFC	137-11
9	Den Gorman	WOSC	132-9

MEN'S POLE VAULT

PLACE	NAME	SCHOOL	HEIGHT
1	Kevin Taylor	SOSC	15-0
2	Mike Gilbert	NNC	14-4
3	Jeff Fowler	WU	13-4
4	Mike Oile	WU	13-4
5	Dave Elkins	GFC	13-4
6	Jeff Houts	L&C	13-0
7	Rod Eakin	GFC	12-0

DISTRICT II TRACK/FIELD CHAMPIONSHIP WOMEN'S SCORESHEET

EVENTS	EASTERN	GEORGE FOX	LEWIS&CLARK	LINFIELD	NAZARENE	SOUTHERN	WESTERN	WILLAMETTE
Marathon	0	8	0	0	0	10	0	0
Heptathlon	4	0	0	8	0	9	10	0
Discus Throw	10	0	0	0	1	10	4	6
Long Jump	0	0	8	10	0	0	10	3
800 Meter Medley Relau	0	0	10	4	0	8	6	0
10,000 Meter Run	0	4	0	6	8	10	0	0
High Jump	0	10	2	8	0	0	11	0
3000 Meter Run	0	1	0	14	2	0	14	0
Javelin Throw	0	4	8	6	0	11	0	2
Shotput	13	0	8	0	0	6	0	4
Triple Jump	0	0	1	14	0	2	4	10
400 Meter Relay	2	0	10	4	0	6	8	1
1500 Meter Run	0	0	0	10	0	0	19	2
100 Meter Hurdles	0	0	0	13	0	10	8	0
400 Meter Dash	1	6	18	0	0	4	0	2
100 Meter Dash	0	0	0	5	0	2	10	14
800 Meter Run	0	2	14	0	0	0	11	4
400 Meter Low Hurdles	0	0	1	6	0	12	12	0
200 Meter Dash	0	4	14	0	0	2	10	1
5000 Meter Run	0	0	0	20	0	0	1	10
1600 Meter Relay	1	0	10	2	0	6	8	4
TOTAL POINTS	31	39	104	130	11	108	146	63
TEAM PLACE	7	6	4	2	8	3	1	5

DISTRICT II TRACK/FIELD CHAMPIONSHIP MEN'S SCORESHEET

EVENTS	EASTERN	GEORGE FOX	LEWIS&CLARK	LINFIELD	NAZARENE	SOUTHERN	WESTERN	WILLAMETTE
Marathon	6	0	0	0	10	8	0	7
Decathlon	8	6	0	0	10	0	6	1
Hammer Throw	0	1	0	6	0	4	12	8
Discus Throw	0	6	0	0	2	9	10	4
Long Jump	1	0	0	8	0	0	10	12
10,000 Meter Run	11	0	0	4	8	6	0	2
High Jump	8	0	0	7	0	10	5	1
3000 Meter Steeplechase	0	0	9	0	2	10	10	0
Javelin Throw	0	6	0	1	6	8	0	10
Shotput	0	0	0	0	0	20	10	1
Pole Vault	0	2	1	0	8	10	0	10
Triple Jump	0	0	2	14	0	1	4	10
10,000 Meter Walk	2	0	0	0	0	4	1	24
400 Meter Relay	0	10	2	6	1	4	0	8
1500 Meter Run	4	0	8	0	0	9	10	0
110 High Hurdles	0	14	1	0	0	8	2	6
400 Meter Dash	0	8	0	0	10	1	2	10
100 Meter Dash	0	0	10	3	0	8	10	0
800 Meter Run	0	0	1	0	8	4	10	8
400 Intermediate Hurdles	1	8	0	6	0	0	0	16
200 Meter Dash	1	0	10	0	2	4	6	8
5000 Meter Run	10	0	0	4	6	2	1	8
1600 Meter Relay	0	8	0	2	1	4	10	6
TOTAL POINTS	52	69	44	61	74	134	119	160
TEAM PLACE	7	5	8	6	4	2	3	1

1987

WOMEN'S 100 METER DASH

RANK	NAME	SCHOOL	TIME
✓1	Nicole Perry	L&C	12.60
✓2	Sharon Wegener	WOSC	12.5
✓3	Kathy Kubik	LIN	12.6
✓4	Alisa Thomas	WU	12.88
✓4	Stephanie Payne	WU	12.88
6	Kari Larsen	L&C	12.8
✓7	Mary Tepper	LIN	13.11
✓8	Erin Weeks	WU	13.29
✓9	Jill Cochran	SOSC	13.2
✓10	Shereen Reaney	L&C	13.42
11	Liz Ardinger	L&C	13.57
12	Kathy Staat	SOSC	13.6
13	Trudy Rose	EOSC	13.7

Final

WOMEN'S 200 METER DASH

RANK	NAME	SCHOOL	TIME
✓1	Nicole Perry	L&C	25.4
✓2	Sharon Wegener	WOSC	25.65 <i>ET</i>
✓2	Kari Larsen	L&C	25.6
✓4	Kathy Staat	SOSC	25.8
5	Sharon Jensen	WOSC	26.2
✓5	Marta Shields	GFC	26.2
✓7	Stephanie Payne	WU	26.3
✓8	Mary Tepper	LIN	26.7
✓8	Alisa Thomas	WU	26.7
10	Shelly Woodside	LIN	26.9
✓11	Kathy Kubik	LIN	27.2
✓12	Elaine Haworth	GFC	27.6
✓12	Jill Cochran	SOSC	27.6
✓	Linda Henderson	no	NT
✓	Darci Eastlen	no	NT

Score

WOMEN'S 400 METERS DASH

RANK	NAME	SCHOOL	TIME
✓1	Nicole Perry	L&C	57.27
✓2	Kari Larsen	L&C	57.97
✓3	Kathy Staat	SOSC	59.8
4	Javian Jones	LIN	60.4
✓5	Marta Shields	GFC	60.6
6	Kris Russell	SOSC	60.9
✓7	Irene Jones	WU	61.28
✓8	Linda Brown	WU	61.49
✓9	Carole Jones	EOSC	61.5
10	Sandy Loop	WOSC	62.1
11	Alisa Thomas	WU	62.7
12	Brenda Thwaite	WOSC	62.8
✓13	Jana Zellmer	NNC	63.0
✓14	Christine Gillette	EOSC	63.1
✓15	Elaine Haworth	GFC	63.7
✓16	Margaret Doherty	EOSC	64.0

*Top 3 in heat
next two fastest*

WOMEN'S 800 METER RUN

RANK	NAME	SCHOOL	TIME
✓1	Sharon Jensen	WOSC	2:16.66
✓2	Brenda Thwaite	WOSC	2:19.0
✓8	Meg Finaly	L&C	2:20.39
✓3	Sandy Loop	WOSC	2:20.8
✓7	Jeannine Lama	L&C	2:21.34
✓4	Meliane Springer	GFC	2:21.6
5	Julie Dimick	WOSC	2:21.6
6	Kathryn O'Leary	WOSC	2:22.6
✓10	Julie Blum	WU	2:23.45
9	Wendy Boren	WU	2:24.63
11	Kari Larsen	L&C	2:25.2
✓12	Kelli Cammack	WU	2:25.8
✓13	Jana Zellmer	NNC	2:26.0
14	Neysa Rowe	EOSC	2:42.0

Final

final

WOMEN'S 1500 METER RUN

WOMEN'S 3000 METER RUN

RANK	NAME	SCHOOL	TIME
✓1	Kathryn O'Leary	WOSC	4:47.0
2	Julie O'Leary	WOSC	4:52.0
✓3	Sandy Loop	WOSC	4:54.0
✓4	Julie Dimick	WOSC	4:55.0
✓5	Angela Thatcher	LIN	4:55.2
6	Kristin Peterson	WU	4:55.73
7	Meg Finaly	L&C	4:57.2
✓8	Melanie Leckenby	LIN	4:57.3
✓9	Brenda Thwaite	WOSC	4:57.8
✓10	Kelli Cammack	WU	4:58.39
✓11	Debra Dick	WOSC	4:59.9
✓12	Jeannine Lama	L&C	5:01.86
✓13	Alica Tilzey	NNC	5:06.0
✓14	Melanie Springer	GFC	5:12.9

RANK	NAME	SCHOOL	TIME
✓1	Kathryn O'Leary	WOSC	10:29.0
✓2	Angela Thatcher	LIN	10:27.48
3	Julie Dimick	WOSC	10:40.0
4	Melanie Leckenby	LIN	10:46.5
✓5	Nadine Price	LIN	10:48.7
6	Kristin Peterson	WU	10:50.2
7	Elaine Delsman	SOSC	10:58.8
✓8	Debra Dick	WOSC	11:02.0
✓9	Alica Tilzey	NNC	11:18.0
✓10	Michelle Lang	GFC	11:32.8

Add Diane Peterson 11:49

See below
WU
final

WOMEN'S 5000 METER RUN

WOMEN'S 10,000 METER RUN

RANK	NAME	SCHOOL	TIME
✓1	Kathryn O'Leary	WOSC	18:01.1
2	Julie O'Leary	WOSC	18:10.0
✓3	Kristin Peterson	WU	18:19.2
✓4	Angela Thatcher	LIN	18:31.3
✓5	Julie Dimick	WOSC	18:33.0
✓6	Melanie Leckenby	LIN	18:35.9
✓7	Nadine Price	LIN	18:45.3
✓8	Elaine Delsman	SOSC	19:10.0
✓9	Teresa Beeman	LIN	19:14.2
✓10	Diane Peterson	GFC	NT
✓	Debra Dick	WU	NT

RANK	NAME	SCHOOL	TIME
✓1	Teresa Beeman	LIN	40:02.88
✓2	Chelly Tilzey	NNC	41:31.6
✓3	Kali Haverstock	GFC	42:36.0
✓4	Elaine Delsman	SOSC	43:30.0

WOMEN'S 100 METER HIGH HURDLES

WOMEN'S 400m INTERMEDIATE HURDLES

RANK	NAME	SCHOOL	TIME
✓1	Shelly Woodside	LIN	15.0
✓2	Jill Cochran	SOSC	15.4
✓2	Sharon Jensen	WOSC	15.4
✓4	Lenny Wallace	SOSC	15.5
✓5	Val White	LIN	15.84
✓6	Lisa Lind	LIN	16.12 <i>16.59</i>
✓6	Liz Ardinger	L&C	16.22 <i>16.12</i>
✓8	Shannon Gates	SOSC	16.8
9	Kris Russell	SOSC	17.0
✓9	Darcy Eastland	WOSC	17.0
11	Mindy Brown	SOSC	17.1
✓12	Trudy Rose	EOSC	17.3
13	Linda Henderson	WOSC	17.8

RANK	NAME	SCHOOL	TIME
✓1	Sharon Jensen	WOSC	64.5 <i>67.0</i>
✓2	Kris Russell	SOSC	67.1
✓3	Lenore Wallace	SOSC	67.5
✓4	Val White	LIN	70.39
✓5	Liz Ardinger	L&C	70.41
✓6	Mindy Brown	SOSC	70.2
7	Lara Wright	WU	71.09
✓8	Linda Henderson	WOSC	73.5
9	Darcy Eastland	WOSC	75.4

final

pre

WOMEN'S ENTRY LIST PAGE 3

WOMEN'S 400 METER RELAY

RANK	SCHOOL	TIME
✓1	L&C	49.84
✓2	LIN	50.46
✓3	SOSC	50.6
✓4	WOSC	50.7
✓5	WU	50.98
✓6	EOSC	53.9

WOMEN'S 1600 METER RELAY

RANK	SCHOOL	TIME
✓1	L&C	3:58.9
✓2	WOSC	4:05.22
✓3	WU	4:07.3
✓4	SOSC	4:10.9
✓5	LIN	4:12.9
✓6	EOSC	NT

WOMEN'S 800 METER RELAY

RANK	SCHOOL	TIME
✓1	LIN	1:54.0
✓2	L&C	NT
✓3	SOSC	NT
✓4	WU	NT
✓5	WU	NT

WOMEN'S DISCUS

RANK	NAME	SCHOOL	DISTANCE
✓1	Debbie Settell	SOSC	132-3
✓2	Johanna Williams	EOSC	127-9
✓3	Diana McDonald	WU	125-8
4	Paige Daugherty	L&C	116-10
✓5	Dixie McCadden	EOSC	107-10 #2
✓6	Michelle Tomlinsen	WOSC	105-3 #4
✓7	Rhonda Hardaway	NNC	103-4
✓8	Patti Stacey	EOSC	101-6

WOMEN'S HIGH JUMP

(10)

RANK	NAME	SCHOOL	HEIGHT
✓1	Sharon Jensen	WOSC	5-5
✓2	Amy Bolger	L&C	5-4
✓2	Kelly Lovejoy	WOSC	5-4
✓2	Lisa Lind	LIN	5-4
✓5	Sue Woolsey	GFC	5-2
✓5	Stacey Lee	LIN	5-2
✓7	Dianna Plagge	WOSC	5-1 1/4
8	Shannon Gates	SOSC	5-0
✓9	Kami Gee	WOSC	4-10 1/4
✓10	Carole Jones	EOSC	4-9 3/4
11	Krys Duncan	L&C	4-8
✓11	Chrissy Gillette	EOSC	4-8

WOMEN'S JAVELIN

(10)

RANK	NAME	SCHOOL	DISTANCE
✓1	Shannon Gates	SOSC	148-6
✓2	Leslie Johnson	L&C	146-3
✓3	Kris Ettner	SOSC	143-2
✓4	Denise Fox	GFC	141-7
✓5	Kim Halter	LIN	141-6
✓6	Heidi Buckmaster	WU	137-8
✓7	Kami Gee	WOSC	129-1 1/2
✓8	Karen Carpenter	NNC	129-0
✓9	Kellie Osborn	WOSC	126-0
10	Sharon Jensen	WOSC	122-0
✓11	Katie Wambach	LIN	118-2
12	Leslie Dyke	EOSC	110-0
13	Paige Daugherty	L&C	102-5

WOMEN'S ENTRY LIST PAGE 4

WOMEN'S LONG JUMP

RANK	NAME	SCHOOL	DISTANCE
✓1	Shereen Reaney	L&C	17-4
✓2	Sharon Jensen	WOSC	17-3
✓3	Shelly Woodside	LIN	16-9 1/4
✓4	Alisa Thomas	WU	16-8
✓5	Lara Wright	WU	16-6 1/4
✓6	Carole Jones	EOSC	16-2
✓7	Val White	LIN	16-1 1/2
✓8	Lisa Lind	LIN	16-0 1/4
✓9	Karen Wilcox	WU	15-8
10	Amy Bolger	L&C	15-0 3/4
11	Krys Duncan	L&C	14-10

WOMEN'S SHOT PUT

RANK	NAME	SCHOOL	DISTANCE
✓1	Paige Daugherty	L&C	43-8 1/2
✓2	Diana McDonald	WU	40-4 1/2
✓3	Johana Williams	EOSC	40-4
✓4	Debie Settell	SOSC	40-1
✓5	Dixie McCadden	EOSC	39-11
✓6	Karen Carpenter	NNC	36-8
Scr ✓7	Denise Fox	GFC	35-11 1/2
✓8	Susan Greenwood	LIN	35-10 1/2
✓9	Patti Stacey	EOSC	35-8
10	Michelle Tomlinsen	WOSC	34-8
11	Genie Simeona	EOSC	33-4
12	Leslie Johnson	L&C	31-1 1/2

WOMEN'S TRIPLE JUMP

PLACE	NAME	SCHOOL	DISTANCE
✓1	Lara Wright	WU	36-11 1/2
✓2	Shelly Woodside	LIN	35-11 1/2
✓3	Stacey Lee	LIN	33-10 1/2
✓4	Krys Duncan	L&C	33-8 3/4
✓5	Shannon Gates	SOSC	33-5
✓6	Amy Bolger	L&C	32-6
✓5 ✓7	Kami Gee	WOSC	31-10 1/2 33-8

33rd ANNUAL

**NAIA DISTRICT 2
TRACK & FIELD
CHAMPIONSHIPS**



May 8-9, 1987
McMINNVILLE, OREGON

NAIA DISTRICT CHAMPIONSHIPS

May 8-9, 1987

Time Schedule

Thursday, May 7: (7:30 p.m.)

Confirmation Meeting

Friday, May 8:

11:00	HAMMER THROW (M)
12:00	Discus (W,M) after Hammer
	Long Jump (M,W)
	800 Medley Relay (W)
12:15	10,000 (M)
12:55	10,000 (W)
1:45	3000 (W)
2:00	High Jump (M)
2:05	High Hurdles Heats (W,M)
2:25	400 Heats (W,M)
2:45	100 Heats (W,M)
3:05	800 Heats (W,M)
3:25	400 Hurdles Heats (W,M)
3:45	200 Heats (W,M)
4:05	Steeplechase (M)
5:00	Coaches Meeting

Saturday, May 9:

12:00	Javelin (M,W)
	Shotput (M,W)
	Pole Vault (M)
	10,000 Walk (M)
	High Jump (W)
	Triple Jump (M,W)
1:30	400 Relay (Women, then men, in all running events)
1:45	1500
2:00	High Hurdles
2:15	400
2:30	100
2:45	800
3:00	400 Hurdles
3:15	200
3:30	5000
4:15	1600 Relay
4:30	Team Championship Awards

NAIA DISTRICT #2 TEAM CHAMPIONS
TRACK AND FIELD

MEN'S TEAM

1955	Lewis & Clark	Eldon Fix
1956	Lewis & Clark	Eldon Fix
1957	Lewis & Clark	Eldon Fix
1958	Lewis & Clark	Eldon Fix
1960	Portland State	Ralph Davis
1961	Portland State	Ralph Davis
1962	Southern Oregon	Dan Bulkley
1963	Southern Oregon	Dan Bulkley
1964	Southern Oregon	Dan Bulkley
1965	Lewis & Clark	Eldon Fix
1966	Lewis & Clark	Eldon Fix
1967	Lewis & Clark	Eldon Fix
1968	Lewis & Clark	Eldon Fix
1969	Lewis & Clark	Eldon Fix
1970	Oregon College	Don Spinas
1971	Oregon College	Don Spinas
1972	Oregon College	Don Spinas
1973	Oregon College	Don Spinas
1974	Oregon College	Don Spinas
1975	Linfield	John Knight
1976	Linfield	John Knight
1977	Lewis & Clark	Eldon Fix
1978	Lewis & Clark	Eldon Fix
1979	Southern Oregon	Stan Goodell
1980	George Fox	Rich Allen
1981	Lewis & Clark	Eldon Fix
1982	Willamette	Charles Bowles
1983	Willamette	Charles Bowles
1984	Willamette	Charles Bowles
1985	Western Oregon	Don Spinas
1986	Southern Oregon	Monty Cartwright

WOMEN'S TEAMS

1983	Willamette	Charles Bowles
1984	Willamette	Charles Bowles
1985	Portland	Mike Johnson
1986	Western Oregon	Don Spinas

NAIA DISTRICT 2 RECORDS (Women)

100	12.1	Antonette Blythe	Northwest Nazarene	1983
200	25.47	Sheren Wegener	Western Oregon	1986
400	57.73	Kelley Wright	Western Oregon	1986
800	2:16.3	Julie Blum	Willamette	1985
1500	4:28.61	Laura Johnson	U. of Portland	1986
3000	9:33.6	Ann Manning	Portland	1985
5000	16:58.8	Clare Krill	Portland	1985
10,000	37:41.1	Molly Ostlund	Portland	1985
100 HH	15.3	Lisa Jacobs	Lewis & Clark	1985
400 LH	1:03.1	Petra Johnson	Linfield	1985
400 Relay	49.0	Seuell, Wright, Hannon, Wegener	Western Oregon	1986
Mile Relay	3:59.4	Woodside, Nichols, Johnson, Sieverling	Linfield	1985
Long Jump	18-2 3/4	Cindy Fulks	Western Baptist	1983
High Jump	5-8	Sandy Stearns	Western Oregon	1984
Shot Put	44-3 1/4	Paige Daugherty	Lewis & Clark	1985
Discus	140-4	Lea Bush	Willamette	1986
Javelin	152-9	Sandy Bean	Southern Oregon	1985
Heptathlon	4651	Sharon Jensen	Western Oregon	1987
800m Medley	1:48.49	Seuell, Hannon, Wegener, Wright	Western Oregon	1986

NAIA DISTRICT 2 RECORDS (Men)

100	10.4	Greg Griffin	George Fox	1977
		Terry Hendrix	Southern Oregon	1983
200	21.8	Keith Shriver	Linfield	1969
		Mark Burt	Pacific	1976
400	47.2	Carl Shaw	Linfield	1976
800	1:50.8	Bruce Vogel	Oregon College	1972
1500	3:49.7	Steve Hills	Northwest Nazarene	1975
Steeplechase	8:53.9	Kelly Jensen	Southern Oregon	1978
5000	14:22.4	Steve Blikstad	George Fox	1979
10,000	30:25.3	Don Stearns	Eastern Oregon	1981
110m H	14.0	Rick Fergesen	Lewis & Clark	1977
400m I.H.	52.1	Tim Gilbert	Northwest Nazarene	1978
400 Relay	41.7	Carter, Lazelle Smith, King	Linfield	1976
		Koroma, Reynolds, Neeley, Griffin	George Fox	1978
		Biamont, Taylor, Findling, Mobley	Western Oregon	1986
Mile Relay	3:14.8	Lazelle, Minors Carter, Shaw	Linfield	1976
Shotput	56-5 1/2	Ken Patera	Portland State	1963
Discus	170-11	Harland Yriarte	Southern Oregon	1969
Javelin	249-6	Tony Grant	Oregon Tech	1972
Hammer	178-9	Glen Hill	Western Oregon	1986
High Jump	6-10 1/4	Scott Wallace	Willamette	1980
Long Jump	23-11 1/4	Karl Koenig	Oregon College	1978
Triple Jump	48-10 1/4	Randy Jones	Pacific	1979
Pole Vault	15-7	Dave McDonald	George Fox	1969
Decathlon	7154	Mark Burt	Pacific	1976
Marathon	2:22.06	Larry Miller	Southern Oregon	1974
10,000 Walk	48:35.5	Sam Shick	Lewis & Clark	1979

DISTRICT TRACK & FIELD CHAMPIONSHIPS - WILLAMETTE - MAY 9 & 10, 1986 - Women

TEAM SCORES: Western Oregon 171½, Willamette 96½, Linfield 93, Lewis & Clark 90, Southern Oregon 67, University of Portland 65, George Fox 31, Northwest Nazarene 15, Eastern Oregon 13.

10,000 - (1) Marilyn Fishback, Will, 38:52.4 (HT); (2) Nancy Roley, GF, 40:33.7 (HT); (3) Susan Murray, LC, 41:12.1 (HT); (4) Teresa Beeman, Lin, 41:28.3 (HT); (5) Shawn Benningfield, WOSC, 41:35.7 (HT).

3,000 - (1) Ann Manning, UP, 9:34.38; (2) Laura Johnson, UP, 9:45.45; (3) Mary Hellenkamp, UP, 10:04.86; (4) Kristy Johnston, UP, 10:10.43; (5) Julie O'Leary, WOSC, 10:19.86; (6) Karen Wilhems, UP, 10:32.58; (7) Kristin Peterson, Will, 10:42.92; (8) Megan O'Leary, EOSC, 11:18.46; (9) Kathy Hiatt, SOSC, 11:32.68.

800m MEDLEY - (1) Western Oregon (Seuell, Hannon, Wegener, Wright), 1:48.49; (2) Southern Oregon, 1:52.28; (3) Linfield, 1:54.71; (4) Willamette, 1:54.77; (5) Lewis & Clark, 1:56.68.

DISCUS THROW - (1) Lea Bush, Will, 140'4", (2) Paula Wittenberg, GF, 138'8"; (3) Dana Jester, WOSC, 123'0"; (4) Debbie Garrison, SOSC, 121'11"; (5) Dixie McCadden, EOSC, 115'11".

LONG JUMP - (1) Sharon Jensen, WOSC, 17'6"; (2) Shelly Woodside, Lin, 17'1½"; (3) Karla Jones, Will, 16'10"; (4) Pam Arens, Will, 16'8"; (5) Carol Lafferty, NNC, 16'3 3/4"; (6) Teresa Hannon, WOSC, 16'1½"; (7) Cathy Buhler, UP, 15'11"; (8) Sandy Duchow, LC, 15'10½".

HIGH JUMP - (1) Amy Bolger, LC, 5'5"; (2) Lisa Lind, Lin, 5'4"; (3) Amy Gakstatter, Will, 5'3"; (4) Kelley Lovejoy, WOSC, 5'3"; (5) Melonie Bryne, WOSC, 5'1" (tie), Shannon Baird, Will, 5'1".

JAVELIN THROW - (1) Debbie Barnhurst, WOSC, 146'1"; (2) Lori Wagner, SOSC, 141'5"; (3) Denise Fox, GF, 140'3"; (4) Chris Etner, SOSC, 137'8"; (5) Kim Halter, Lin, 137'7"; (6) Leslie Johnson, LC, 133'8"; (7) Karen Carpenter, NNC, 119'7"; (8) Kellie Osborn, 118'5".

400m RELAY - (1) Western Oregon (Seuell, Wright, Hannon, Wegener), 49.0; (2) Linfield, 50.0; (3) Southern Oregon, 50.7; (4) Lewis & Clark, 51.3; (4) Willamette, 51.4.

1500m - (1) Laura Johnson, UP, 4:28.61; (2) Ann Manning, UP, 4:31.48; (3) Julie O'Leary, WOSC, 4:44.44; (4) Kathryn O'Leary, WOSC, 4:46.71; (5) Jennifer Neilson, Will, 4:47.82; (6) Angela Thatcher, Lin, 4:52.53; (7) Julie Richardson, WOSC, 4:59.88; (8) Kris Knobel, WOSC, 5:05.49.

SHOTPUT - (1) Dixie McCadden, EOSC, 41'1"; (2) Lea Bush, Will, 39'3½"; (3) Debbie Garrison, SOSC, 38'7½"; (4) Dana Jester, WOSC, 38'5"; (5) Cheryl Funk, GF, 37'4"; (6) Melanie Byrne, WOSC, 31'5".

100m HURDLES - (1) Shelley Woodside, Lin, 15.69; (2) Sharon Jensen, WOSC, 15.98; (3) Linda Olson, SOSC, 16.20; (4) Sarah Lowell, LC, 16.31; (5) Lisa Lind, Lin, 16.84; (6) Sandy Ward, SOSC, 16.98; (7) Karen Wilkinson, GF, 17.38; (8) Liz Ardinger, LC, 17.77.

DISTRICT CHAMPIONSHIPS

MAY 9 & 10, 1987

Page 2

100m - (1) Sheren Wegener, WOSC, 12.06; (2) Kim Klein, Will, 13.24; (3) Carolyn Lafferty, NNC, 13.44; (4) Linda Olson, SOSC, 13.53; (5) Cathy Sewell, WOSC, 13.59; (6) Crystal Simon, Will, 13.91.

200m - (1) Sheren Wegener, WOSC, 25.47; (2) Kelley Wright, WOSC, 25.99; (3) Cathy Buhler, UP, 26.96; (4) Cathy Sewell, WOSC, 27.05; (5) Carolyn Lafferty, NNC, 27.14; (6) Kathy Staat, SOSC, 27.71; (7) Diane Willims, SOSC, 28.52; (8) Holly Duncan, NNC, 29.00.

800m - (1) Joanne Hudson, WOSC, 2:20.1; (2) Theresa Kosctiecs, UP, 2:20.4; (3) Tammy Young, WOSC, 2:20.8; (4) Patty Aho, WOSC, 2:21.9; (5) Kathryn O'Leary, WOSC, 2:22.4; (6) Meg Finaly, LC, 2:22.7.

400m - (1) Kelley Wright, WOSC, 57.73; (2) Nicole Perry, LC, 1:00.38; (3) Kari Larsen, LC, 1:01.75; (4) Diane Williams, SOSC, 1:03.18; (5) Holly Duncan, NNC, 1:04.40; (6) Diane Evers, EOSC, 1:05.32.

400m HURDLES - (1) Petra Johnson, Lin, 1:04.63; (2) Christie Lawson, SOSC, 1:07.87; (3) Michelle Thomas, LC, 1:10.17; (4) Mary Thomson, Lin, 1:11.66; (5) Liz Ardinger, LC, 1:13.30; (6) Linda Olsen, SOSC, 1:14.22.

TRIPLE JUMP - (1) Shelley Woodside, Lin, 36'2"; (2) Sandy Duchow, LC, 34'4 3/4"; (3) Theresa Hannon, WOSC, 33'4"; (4) Amy Bolger, LC, 32'6 1/2"; (5) Dyan Cartwright, SOSC, 31'18 1/2"; (6) Chris Chua, NNC, 30'10"; (7) Sarah Lowell, LC, 30'5 1/2"; (8) Kelley Lovejoy, WOSC, 30'1 1/4".

5000m - (1) Kara Crisifulli, Will, 17:40.8; (2) Kristin Peterson, Will, 18:26.8; (3) Nancy Roley, GF, 18:33.8; (4) Angela Thatcher, Lin, 18:37.7; (5) Laurie Bristow, Lin, 18:52.6; (6) Cathy Mithelmore, LC, 18:57.6; (7) Laurie Underwood, LC, 19:03.1; (8) Julie Dimick, WOSC, 19:09.4.

1600m RELAY - (1) Western Oregon (Jesen, Hudson, Wegener, Wright), 4:05.01; (2) Lewis & Clark, 4:11.56; (3) Willamette, 4:12.26; (4) Southern Oregon, 4:20.61.

DISTRICT TRACK & FIELD CHAMPIONSHIPS - WILLAMETTE - MAY 9 & 10, 1986 - Men

TEAM SCORES: Southern Oregon 174, Western Oregon 1663/5, Willamette 1567/10. Linfield 953/5, Lewis & Clark 36, George Fox 343/5, Eastern Oregon 30, Northwest Nazarene 15½.

HAMMER THROW - (1) Glen Hill, WOSC, 178'9"; (2) Phil Killinger, Lin, 164'8"; (3) Brian Caster, Lin, 164'8"; (4) Scott Polen, WOSC, 158'9"; (5) Jim Gorman, Will, 153'10"; (6) Soren Sorenson, 152'0"; (7) Mike Watts, GF, 147'5"; (8) Doug Dean, Lin, 146'5".

10,000m - (1) Kirk Reynolds, LC, 31:42.21; (2) Greg Miller, EOSC, 31:46.72; (3) Jerred Gildehaus, GF, 31:51.79; (4) Andy Libert, Will, 32:02.26; (5) Ray Whitlow, Lin, 32:06.32; (6) David Gilroy, Will, 32:22.57; (7) Dwight Larabee, GF, 32:30.03; (8) Joshua Sacon, SOSC, 32:40.01; (9) Kevin Wright, NNC, 32:51.41; (10) Bob Frost, Lin, 32:51.89.

LONG JUMP - (1) Joe Hill, SOSC, 22'10½"; (2) Kevin Connors, Will, 22'5"; (3) Kelly Ferrenburg, Lin, 22'1"; (4) Larry Conaway, WOSC, 21'10 3/4"; (5) Ron Mobley, WOSC, 21'10½"; (6) Kurt Hargett, WOSC, 21'6 3/4"; (7) Randy Coombs, LC, 21'6½"; (8) Les Harrison, GF, 20'7½".

DISCUS THROW - (1) Soren Sorenson, WOSC, 157'10"; (2) Ivan Parker, SOSC, 155'11"; (3) Mike Watts, GF, 146'6"; (4) Paul Maddox, GF, 140'3"; (5) Doug Sommer, Will, 139'6"; (6) Steve Curl, NNC, 139'1"; (7) Mike Schaan, SOSC, 135'3"; (8) Arnold Wardwell, SOSC, 132'1".

HIGH JUMP - (1) Joe Hill, SOSC, 6'6"; (2) Shawn Graner, SOSC, 6'6"; (3) Dwight French, WOSC, 6'5"; (4) Kevin Connors, Will, 6'3"; (5) (tie) Bryant Anderson, Lin, 6'1", Jim Holmes, WOSC, 6'1", Scott Healy, Will, 6'1", Rob Kliewer, Will, 6'1", Keith Wrigley, GF, 6'1".

STEEPLECHASE - (1) Jason Sele, WOSC, 9:24.32; (2) James Edmark, Will, 9:27.71; (3) Ron Ares, LC, 9:44.75; (4) Duke Ritenhouse, LC, 9:48.14; (5) Brad Holbrook, SOSC, 9:48.42; (6) Scott Ball, GF, 9:55.41; (7) Doug Winn, 10:05.79; (8) Dan Price, GF, 10:05.94; (9) Robert Crandall, LC, 10:19.

SHOTPUT - (1) Ivan Parker, SOSC, 55'3"; (2) Michael County, SOSC, 48'7"; (3) Kelley Highberger, WOSC, 47'11"; (4) Arnold Wadwell, SOSC, 47'11"; (5) Soren Sorenson, WOSC, 47'5"; (6) Hank Wyborney, NNC, 46'6½"; (7) Matt Lydum, WOSC, 45'8"; (8) Randy Beetchow, EOSC, 41'11½".

TRIPLE JUMP - (1) Kevin Connors, Will, 47'0"; (2) Kele Marsters, Lin, 46'1½"; (3) John Prevedello, Lin, 44'7½"; (4) Dwight French, WOSC, 44'2 3/4"; (5) Scott Anderson, WOSC, 42'11½"; (6) Shawn Granger, SOSC, 42'4½"; (7) Jerry Fuls, GF, 41'7 3/4"; (8) Keith Wigley, GF, 41'7".

10,000m WALK - (1) Randy Jacobs, Will, 50:37.8; (2) Fred Clair, EOSC, 53:44.6; (3) Troy O'Donnell, Will, 59:54.4; (4) Mark Willamen, SOSC, 1:01:07.2.

400m RELAY - (1) Western Oregon (Biamont, Taylor, Findling, Mobley), 41.7; (2) Willamette, 43.3; (3) Southern Oregon, 43.3; (4) Lewis & Clark, 43.7; (5) Northwest Nazarene, NT, (6) George Fox, NT.

1500m - (1) Dave Beck, SOSC, 3:56.42; (2) Brandt Lind, WOSC, 3:57.03; (3) Todd Thomas, SOSC, 4:00.69; (4) Joe Alward, Lin, 4:02.48; (5) Ron Ares, LC, 4:02.58; (6) Andy Mitchell, Will, 4:05.59; (7) Dan O'Leary, Lin, 4:07.39; (8) Jason Sele, WOSC, 4:09.3; (9) John Schrock, WOSC, 4:14.04; (10) David Jordan, WOSC, 4:25.4.

DISTRICT CHAMPIONSHIPS

May 9 & 10, 1987

Page 2

110m HURDLES - (1) Sam Lapray, Will, 15.02; (2) Tim Rupp, SOSC, 15.27; (3) Kevin Taylor, SOSC, 15.69; (4) Larry Conaway, WOSC, 16.04; (5) Keith Wigley, GF, 16.42; (6) Craig McKee, Will, 16.45; (7) Tim Dahlin, GF, 16.74.

400m - (1) David Scearce, Will, 48.64; (2) Karl Findling, WOSC, 48.88; (3) D.J. Branson, SOSC, 49.56; (4) Jim Fahey, WOSC, 49.86; (5) Tim Sievers, NNC, 50.76.

POLE VAULT - (1) Kevin Taylor, SOSC, 14'0"; (2) Cary Dovenberg, SOSC, 13'2"; (3) Scott Anderson, WOSC, 13'2"; (4) Keith Wigley, GF, 13'2"; (5) Mike Gilbert, NNC, 12' 8" (tie) Scott Healy, Will, 12'8"; Ken Helm, Will, 12'8".

100m - (1) Greg Will, Lin, 11.22; (2) Ron Mobley, WOSC, 11.33; (3) Tom Mell, LC, 11.49; (4) Rich Torquato, Will, 11.51; (5) Tim Biamont, WOSC, 11.57; (6) Kurt Hargett, WOSC, 11.63; (7) Tim Hyatt, GF, 11.93.

800m - (1) Rob MacGinnitie, Will, 1:54.72; (2) Todd Thomas, SOSC, 1:54.86; (3) Steve Uomini, Will, 1:55.45; (4) Dave Beck, SOSC, 1:59.53; (5) Randy Swigart, GF, 1:59.72; (6) Ed Esse, WO, 2:00.7; (7) Rocky Baker, LC, 2:01.5.

400m HURDLES - (1) Bob DeVlydere, Will, 53.33; (2) Randy Reason, Lin, 54.52; (3) Tim Rupp, SOSC, 55:40; (4) Mike Gilbert, NNC, 55.58; (5) Sam Lapray, Will, 55:68; (6) Randy Folker, Will, 57:08; (7) Craig McKee, Will, 58.03; (8) Jeff Jacobs, WOSC, 58.77.

JAVELIN THROW - (1) Mike Keizur, WOSC, 204'11"; (2) Michael County, SOSC, 190'10"; (3) Allen Perkins, SOSC, 180'5"; (4) Rusty Lorenz, Will, 173'8"; (5) Cary Dovenberg, SO, 172'9"; (6) Mark Garvey, Lin, 164'9".

200m - (1) Greg Will, Lin, 21.8; (2) Karl Findling, WOSC, 22.2; (3) Tim Biamont, WOSC, 22.6; (4) Curtis Brown, Lin, 22.9; (5) D.J. Bransom, SOSC, 23.1; (6) Tim Sievers, NNC, 23.3.

5000m - (1) Tad Woosley, WOSC, 14:55.3; (2) Joe Alward, Lin, 14:59.7; (3) Mike Kennedy, Lin, 15:07.8; (4) Greg Miller, EOSC, 15:08.8; (5) James Edmark, Will, 15:22.4; (6) Dan O'Leary, Lin, 15:25.1.

1600m RELAY - (1) Western Oregon (Fahey, Hargett, Mobley, Gilbert), 3:19.59; (2) Willamette, 3:19.98; (3) Linfield, 3:21.79; (4) Lewis & Clark, 3:25.73; (5) Northwest Nazarene, 3:25.76; (6) Southern Oregon, 3:26.18; (7) George Fox, 3:29.16.

TEAM ENTRY LIST PAGE 1

EASTERN OREGON STATE COLLEGE

Women's Coach:
Ken McGee

245 Margaret Doherty
246 Chrissy Gillette
247 Carole Jones
248 Dixie McCadden
249 Trudy Rose
250 Neysa Rowe
251 Genie Simenoa
252 Patti Stacey
253 Johanna Williams

Men's Coach:
Ken McGee

254 Jurgen Achertbosch
255 Mike Appleton
256 Jim Block
257 Nate Borchert
258 Antwionne Brooks
259 Mike Castro
260 Lance Dixon
261 Darren Gibson
262 Jordan Hackwith
263 Todd Halter
264 Eric Jensen
265 Jeff McDonald
266 Greg Miller
267 Paul Nua
268 Ken Rankin
269 Mitch Seal
270 Shawn Steen
271 Will Waddell

GEORGE FOX COLLEGE

Women's Coach:
Wendell Otto

272 Denise Fox
273 Kali Haverstock
274 Eliane Haworth
275 Michelle Lang
276 Diane Peterson
277 Marta Shields
278 Meliane Springer
279 Sue Woosley

Men's Coach:
Rich Allen

280 Tim Conley
281 Scott Cummins
282 Rod Eakin
283 Dave Elkins
284 Tim Graham
285 Pat Leeper
286 David Mueller
287 David Nickell
288 Adolphus Onua
289 Randy Swigart
290 Mike Watts

LINFIELD COLLEGE

Women's Coach:
Rudy Pearson

291 Teresa Beeman
292 Susan Greenwood
293 Kim Halter
294 Javian Jones
295 Kathy Kubik
296 Melanie Leckenby
297 Stacey Lee
298 Lisa Lind
299 Nadine Price
300 Mary Tepper
301 Angela Thatcher
302 Katie Wambach
303 Val White
304 Shelly Woodside

Men's Coach:
George Oja

305 John Albrecht
306 Mark Anderson
307 Curtis Brown
308 PJ Coonrod
309 Sean Coste
310 Doug Dean
311 Mark Garvey
312 Lance Hansen
313 Dave Hodl
314 Kyle Kobow
315 Kele Marsters
316 Doug Rogers
317 Pat Seehafer
318 Steve Seymour
319 Will Stanton
320 Dan Tow
321 Tony Truax
322 Scott Voyles
323 John Weeks
324 John Weisel

TEAM ENTRY LIST PAGE 2

LEWIS AND CLARK COLLEGE

Women's Coach:
David Fix

325 Liz Ardinger
326 Amy Bolger
327 Paige Daugherty
328 Krys Duncan
329 Meg Finaly
330 Leslie Johnson
331 Jeannine Lama
332 Kari Larsen
333 Nicole Perry
334 Shereen Reaney

Men's Coach:
David Fix

335 Ron Ares
336 Greg Berry
337 Jim Blakemore
338 Mark Caine
339 Bob Harris
340 Eric Hartmann
341 Jeff Houts
342 Dave Kelley
343 Ken Ouellette
344 Nick Rinard
345 Duke Ritenhouse
346 Tom Snider
347 John Telesmanich
348 Deon Waldow
349 Gary Wescott

NORTHWEST NAZARENE COLLEGE

Women's Coach:
Shannon Miller

350 Karen Carpenter
351 Carmen Garwick
352 Rhonda Hardaway
353 Carmen Garwick
354 Carol Oord
355 Alicia Tilzey
356 Chelly Tilzey
357 Jana Zellneer

Men's Coach:
Shannon Miller

358 Steve Barstow
359 Jay Clark
360 Steve Curl
361 Doug Edwards
362 Doug Foward
363 Mike Gilbert
364 Dale Huemoeller
365 Robin Milokavich
366 John Oord
367 Todd Quinn
368 Kevin Weight
369 Shawn White
370 Hank Wyborney
371 Steve Yeager

SOUTHERN OREGON STATE

Women's Coach:
Monty Cartwright

372 Mindy Brown
373 Jill Cochran
374 Elaine Delsman
375 Kris Ettner
376 Shannon Gates
377 Kris Russell
378 Debbie Settell
379 Kathy Staat
380 Lenny Wallace

Men's Coach:
Monty Cartwright

381 Mark Berry
382 Russ Burkner
383 Todd Chandler
384 Mike County
385 Bob Craig
386 Tim Dorsey
387 John Eugene
388 Dave Florence
389 Aaron Harding
390 Brad Holbrook
391 Bob Julian
392 Clint McClellan
393 Tom Mills
394 Greg Molitar
395 Scott Noren
396 Dale Osborne
397 Mike Paddock
398 Kevin Reed
399 Tim Rupp
400 Joshua Sacon
401 Randy Settell
402 Tim Stashin
403 Kevin Taylor
404 Aaron Wardwell

WILLAMETTE UNIVERSITY

Women's Coach:
Chuck Boles

- 405 Julie Blum
- 406 Wendy Boren
- 407 Linda Brown
- 408 Heidi Buckmaster
- 409 Kelli Cammack
- 410 Irene Jones
- 411 Diana McDonald
- 412 Stephanie Payne
- 413 Kristin Peterson
- 414 Alisa Thomas
- 415 Erin Weeks
- 416 Karen Wilcox
- 417 Lara Wright

Men's Coach:
Chuck Boles

- 418 Jack Catton
- 419 Jay Coleman
- 420 David Collins
- 421 Kevin Connors
- 422 Eric Cooley
- 423 Mike DeDonno
- 424 Bob DeVylDere
- 425 Jeff Fowler
- 426 Mike Gile
- 427 Scott Healy
- 428 Randy Jacobs
- 429 Amar Kamadoli
- 430 Kevin Kelly
- 431 Jeff Kilday
- 432 Rob Kliewer
- 433 Erick Landeen
- 434 Sam Lapray
- 435 Rob MacGinnitie
- 436 Don Mespelt
- 437 Gareth Pooleon
- 438 Troy O'Donnell
- 439 Rich Pykkonen
- 440 David Searce
- 441 Doug Sommer
- 442 Dan Thomas
- 443 Jim Williams
- 444 Tony Willie
- 445 Jeff Wiltsey

WESTERN OREGON STATE COLLEGE

Women's Coach:
Don Spinas

- 446 Debra Dick
- 447 Julie Dimick
- 448 Darcy Eastland
- 449 Kami Gee
- 450 Linda Henderson
- 451 Sharon Jensen
- 452 Sandy Loop
- 453 Kelly Lovejoy
- 454 Julie O'Leary
- 455 Kathryn O'Leary
- 456 Dianne Plagge
- 457 Kellie Osborn
- 458 Brenda Thwaite
- 459 Michelle Tomlinsen
- 460 Sharon Wegener
- 461 Kellie Wright

Men's Coach:
Don Spinas

- 462 Tim Biamont
- 463 Kim Brown
- 464 Gerry Clark
- 465 Bob Cornes
- 466 Todd Danko
- 467 Dan Daveport
- 468 Ed Esse
- 469 Dwight French
- 470 Dan Gorman
- 471 John Guza
- 472 Kurt Hargett
- 473 Jeff Jacobs
- 474 Dave Jaconnetti
- 475 David Jordan
- 476 Doug Ladd
- 477 Matt Lydum
- 478 Shaun McNealy
- 479 Brian Reick
- 480 Soren Sorenson
- 481 Darryl Stickles
- 482 Les Taylor
- 483 Wes Tilgner
- 484 Keith Ussery
- 485 Frank VanDyke
- 486 Dan Watkins
- 487 Kevin Winfield
- 488 Rob Wood

NAIA DISTRICT #2 MARATHON - Feb. 28, 1987

Men's Division:

1.	John Oord	NNC	2:45.30
2.	Joe Alueta	SOSC	2:52.44
3.	Eric Jensen	EOSC	2:54.56
4.	Chris Duquette	WU	2:55.45
5.	Mike Del Donno	WU	3:00.48
6.	Jay Coleman	WU	3:06.34

Women's Division:

1.	Elaine Delsman	SOSC	3:07.17
2.	Kali Haverstock	GF	3:51.07

PAST DISTRICT CHAMPIONS

Men's Division:

1984	Jim Wyatt	Lin	2:31.07
1985	Dwight Larabee	GF	2:37.26
1986	Greg Miller	EOSC	2:34.57

Women's Division:

1984	Nadine Price	Lin	3:06.47
1985	Kathleen Welland	L&C	3:14.35
1986	Laura LewAllen	L&C	3:26.51

* * * * *

NAIA DISTRICT #2 HEPTATHLON - April 20-21, 1987

1.	Sharon Jensen	WOSC	4651
2.	Shannon Gates	SOSC	4039
3.	Shelley Woodside	Lin	3608
4.	Carole Jones	EOSC	3565
5.	Val White	Lin	3480
6.	Lenore Wallace	SOSC	3387

* * * * *

NAIA DISTRICT #2 DECATHLON - April 20-21, 1987

1.	Mike Gilbert	NNC	6256
2.	Shawn Steen	EOSC	5991
3.	David Nickell	GF	5940
4.	Darryl Stickles	WOSC	5928
5.	Kurt Hargett	WOSC	5855
6.	Scott Healy	Will	5691
7.	Kevin Taylor	SOSC	5666
8.	Dwight French	WOSC	5634

WOMEN'S ENTRY LIST PAGE 1

WOMEN'S 100 METER DASH

RANK	NAME	SCHOOL	TIME
1	Nicole Perry	L&C	12.60
2	Sharon Wegener	WOSC	12.5
3	Kathy Kubik	LIN	12.6
4	Alisa Thomas	WU	12.88
4	Stephanie Payne	WU	12.88
6	Kari Larsen	L&C	12.8
7	Mary Tepper	LIN	13.11
8	Erin Weeks	WU	13.29
9	Jill Cochran	SOSC	13.2
10	Shereen Reaney	L&C	13.42
11	Liz Ardinger	L&C	13.57
12	Kathy Staat	SOSC	13.6
13	Trudy Rose	EOSC	13.7

WOMEN'S 200 METER DASH

RANK	NAME	SCHOOL	TIME
1	Nicole Perry	L&C	25.4
2	Sharon Wegener	WOSC	25.6
2	Kari Larsen	L&C	25.6
4	Kathy Staat	SOSC	25.8
5	Sharon Jensen	WOSC	26.2
5	Marta Shields	GFC	26.2
7	Stephanie Payne	WU	26.3
8	Mary Tepper	LIN	26.7
8	Alisa Thomas	WU	26.7
10	Shelly Woodside	LIN	26.9
11	Kathy Kubik	LIN	27.2
12	Elaine Haworth	GFC	27.6
12	Jill Cochran	SOSC	27.6

WOMEN'S 400 METERS DASH

RANK	NAME	SCHOOL	TIME
1	Nicole Perry	L&C	57.27
2	Kari Larsen	L&C	57.97
3	Kathy Staat	SOSC	59.8
4	Javian Jones	LIN	60.4
5	Marta Shields	GFC	60.6
6	Kris Russell	SOSC	60.9
7	Irene Jones	WU	61.28
8	Linda Brown	WU	61.49
9	Carole Jones	EOSC	61.5
10	Sandy Loop	WOSC	62.1
11	Alisa Thomas	WU	62.7
12	Brenda Thwaite	WOSC	62.8
13	Jana Zellmer	NNC	63.0
14	Christine Gillette	EOSC	63.1
15	Elaine Haworth	GFC	63.7
16	Margaret Doherty	EOSC	64.0

WOMEN'S 800 METER RUN

RANK	NAME	SCHOOL	TIME
1	Sharon Jensen	WOSC	2:16.66
2	Brenda Thwaite	WOSC	2:19.0
8	Meg Finaly	L&C	2:20.39
3	Sandy Loop	WOSC	2:20.8
7	Jeannine Lama	L&C	2:21.34
4	Meliane Springer	GFC	2:21.6
5	Julie Dimick	WOSC	2:21.6
6	Kathryn O'Leary	WOSC	2:22.6
10	Julie Blum	WU	2:23.45
9	Wendy Boren	WU	2:24.63
11	Kari Larsen	L&C	2:25.2
12	Kelli Cammack	WU	2:25.8
13	Jana Zellmer	NNC	2:26.0
14	Neysa Rowe	EOSC	2:42.0

WOMEN'S ENTRY LIST PAGE 2

WOMEN'S 1500 METER RUN

RANK	NAME	SCHOOL	TIME
1	Kathryn O'Leary	WOSC	4:47.0
2	Julie O'Leary	WOSC	4:52.0
3	Sandy Loop	WOSC	4:54.0
4	Julie Dimick	WOSC	4:55.0
5	Angela Thatcher	LIN	4:55.2
6	Kristin Peterson	WU	4:55.73
7	Meg Finaly	L&C	4:57.2
8	Melanie Leckenby	LIN	4:57.3
9	Brenda Thwaite	WOSC	4:57.8
10	Kelli Cammack	WU	4:58.39
11	Debra Dick	WOSC	4:59.9
12	Jeannine Lama	L&C	5:01.86
13	Alica Tiltzey	NNC	5:06.0
14	Melanie Springer	GFC	5:12.9

WOMEN'S 3000 METER RUN

RANK	NAME	SCHOOL	TIME
1	Kathryn O'Leary	WOSC	10:29.0
2	Angela Thatcher	LIN	10:27.48
3	Julie Dimick	WOSC	10:40.0
4	Melanie Leckenby	LIN	10:46.5
5	Nadine Price	LIN	10:48.7
6	Kristin Peterson	WU	10:50.2
7	Elaine Delsman	SOSC	10:58.8
8	Debra Dick	WOSC	11:02.0
9	Alica Tiltzey	NNC	11:18.0
10	Michelle Lang	GFC	11:32.8

WOMEN'S 5000 METER RUN

RANK	NAME	SCHOOL	TIME
1	Kathryn O'Leary	WOSC	18:01.1
2	Julie O'Leary	WOSC	18:10.0
3	Kristin Peterson	WU	18:19.2
4	Angela Thatcher	LIN	18:31.3
5	Julie Dimick	WOSC	18:33.0
6	Melanie Leckenby	LIN	18:35.9
7	Nadine Price	LIN	18:45.3
8	Elaine Delsman	SOSC	19:10.0
9	Teresa Beeman	LIN	19:14.2
10	Diane Peterson	GFC	NT

WOMEN'S 10,000 METER RUN

RANK	NAME	SCHOOL	TIME
1	Teresa Beeman	LIN	40:02.88
2	Chelly Tiltzey	NNC	41:31.6
3	Kali Haverstock	GFC	42:36.0
4	Elaine Delsman	SOSC	43:30.0

WOMEN'S 100 METER HIGH HURDLES

RANK	NAME	SCHOOL	TIME
1	Shelly Woodside	LIN	15.0
2	Jill Cochran	SOSC	15.4
2	Sharon Jensen	WOSC	15.4
4	Lenny Wallace	SOSC	15.5
5	Val White	LIN	15.84
6	Lisa Lind	LIN	16.12
7	Liz Ardinger	L&C	16.22
8	Shannon Gates	SOSC	16.8
9	Kris Russell	SOSC	17.0
9	Darcy Eastland	WOSC	17.0
11	Mindy Brown	SOSC	17.1
12	Trudy Rose	EOC	17.3
13	Linda Henderson	WOSC	17.8

WOMEN'S 400m INTERMEDIATE HURDLES

RANK	NAME	SCHOOL	TIME
1	Sharon Jensen	WOSC	64.5
2	Kris Russell	SOSC	67.1
3	Lenore Wallace	SOSC	67.5
4	Val White	LIN	70.39
5	Liz Ardinger	L&C	70.41
6	Mindy Brown	SOSC	70.2
7	Lara Wright	WU	71.09
8	Linda Henderson	WOSC	73.5
9	Darcy Eastland	WOSC	75.4

WOMEN'S ENTRY LIST PAGE 3

WOMEN'S 400 METER RELAY

RANK	SCHOOL	TIME
1	L&C	49.84
2	LIN	50.46
3	SOSC	50.6
4	WOSC	50.7
5	WU	50.98
6	EOSC	53.9

WOMEN'S 1600 METER RELAY

RANK	SCHOOL	TIME
1	L&C	3:58.9
2	WOSC	4:05.22
3	WU	4:07.3
4	SOSC	4:10.9
5	LIN	4:12.9
6	EOSC	NT

WOMEN'S 800 METER RELAY

RANK	SCHOOL	TIME
1	LIN	1:54.0
2	L&C	NT
3	SOSC	NT
4	WU	NT

WOMEN'S DISCUS

RANK	NAME	SCHOOL	DISTANCE
1	Debbie Settell	SOSC	132-3
2	Johanna Williams	EOSC	127-9
3	Diana McDonald	WU	125-8
4	Paige Daugherty	L&C	116-10
5	Dixie McCadden	EOSC	107-10 1/2
6	Michelle Tomlinsen	WOSC	105-3 3/4
7	Rhonda Hardaway	NNC	103-4
8	Patti Stacey	EOSC	101-6

WOMEN'S HIGH JUMP

RANK	NAME	SCHOOL	HEIGHT
1	Sharon Jensen	WOSC	5-5
2	Amy Bolger	L&C	5-4
2	Kelly Lovejoy	WOSC	5-4
2	Lisa Lind	LIN	5-4
5	Sue Woolsey	GFC	5-2
5	Stacey Lee	LIN	5-2
7	Dianna Plagge	WOSC	5-1 1/4
8	Shannon Gates	SOSC	5-0
9	Kami Gee	WOSC	4-10
10	Carole Jones	EOSC	4-9 3/4
11	Krys Duncan	L&C	4-8
11	Chrissy Gillette	EOSC	4-8

WOMEN'S JAVELIN

RANK	NAME	SCHOOL	DISTANCE
1	Shannon Gates	SOSC	148-6
2	Leslie Johnson	L&C	146-3
3	Kris Ettner	SOSC	143-2
4	Denise Fox	GFC	141-7
5	Kim Halter	LIN	141-6
6	Heidi Buckmaster	WU	137-8
7	Kami Gee	WOSC	129-1 1/2
8	Karen Carpenter	NNC	129-0
9	Kellie Osborn	WOSC	126-0
10	Sharon Jensen	WOSC	122-0
11	Katie Wambach	LIN	118-2
12	Leslie Dyke	EOSC	110-0
13	Paige Daugherty	L&C	102-5

WOMEN'S ENTRY LIST PAGE 4

WOMEN'S LONG JUMP

RANK	NAME	SCHOOL	DISTANCE
1	Shereen Reaney	L&C	17-4
2	Sharon Jensen	WOSC	17-3
3	Shelly Woodside	LIN	16-9 1/4
4	Alisa Thomas	WU	16-8
5	Lara Wright	WU	16-6 1/4
6	Carole Jones	EOSC	16-2
7	Val White	LIN	16-1 1/2
8	Lisa Lind	LIN	16-0 1/4
9	Karen Wilcox	WU	15-8
10	Amy Bolger	L&C	15-0 3/4
11	Krys Duncan	L&C	14-10

WOMEN'S SHOT PUT

RANK	NAME	SCHOOL	DISTANCE
1	Paige Daugherty	L&C	43-8 1/2
2	Diana McDonald	WU	40-4 1/2
3	Johana Williams	EOSC	40-4
4	Debie Settell	SOSC	40-1
5	Dixie McCadden	EOSC	39-11
6	Karen Carpenter	NINC	36-8
7	Denise Fox	GFC	35-11 1/2
8	Susan Greenwood	LIN	35-10 1/2
9	Patti Stacey	EOSC	35-8
10	Michelle Tomlinsen	WOSC	34-8
11	Genie Simeona	EOSC	33-4
12	Leslie Johnson	L&C	31-1 1/2

WOMEN'S TRIPLE JUMP

PLACE	NAME	SCHOOL	DISTANCE
1	Lara Wright	WU	36-11 1/2
2	Shelly Woodside	LIN	35-11 1/2
3	Stacey Lee	LIN	33-10 1/2
4	Krys Duncan	L&C	33-8 3/4
5	Shannon Gates	SOSC	33-5
6	Amy Bolger	L&C	32-6
7	Kami Gee	WOSC	31-10 1/2

MEN'S ENTRY LIST PAGE 1

MEN'S 100 METER DASH

RANK	NAME	SCHOOL	TIME
1	Mark Caine	L&C	10.93
2	Tim Biamont	WOSC	10.7
3	Mark Berry	SOSC	10.8
4	David Searce	WU	11.09
5	Curtis Brown	LIN	10.9
5	Adolphus Onua	GFC	10.9
5	Antwionne Brooks	EOSC	10.9
8	Les Taylor	WOSC	11.0
8	Kurt Hargett	WOSC	11.0
10	Mark Anderson	LIN	11.28
11	Robin Milokavich	NNC	11.1
11	David Mueller	GFC	11.1
11	Nate Borchert	EOSC	11.1
14	Jeff Wiltsey	WU	11.39
15	Kele Marsters	LIN	11.2
16	Greg Beery	L&C	11.5
17	Ken Ouellette	L&C	12.24

MEN'S 200 METER DASH

RANK	NAME	SCHOOL	TIME
1	David Searce	WU	21.9
2	Mark Caine	L&C	22.28
3	Tim Biamont	WOSC	22.1
4	Mike Gilbert	NNC	22.2
4	Mark Berry	SOSC	22.2
6	Tim Conley	GFC	22.4
7	Nate Borchert	EOSC	22.5
7	Keith Ussery	WOSC	22.5
7	Les Taylor	WOSC	22.5
7	Curtis Brown	LIN	22.5
7	Mark Anderson	LIN	22.5
12	Antwionne Brooks	EOSC	22.9
13	Tim Dorsey	SOSC	23.0
13	Kele Marsters	LIN	23.0
13	Kurt Hargett	WOSC	23.0
16	David Mueller	GFC	23.1
17	Greg Beery	L&C	NT

MEN'S 400 METER DASH

RANK	NAME	SCHOOL	TIME
1	Mike Gilbert	NNC	48.38
2	Keith Ussery	WOSC	49.1
3	David Searce	WU	49.71
4	Tim Conley	GFC	49.7
5	Steve Yeager	NNC	50.0
6	Les Taylor	WOSC	50.5
7	Frank VanDyke	WOSC	50.6
8	Aaron Harding	SOSC	50.7
9	Mark Caine	L&C	51.27
10	Tim Dorsey	SOSC	51.2
11	Tony Willie	WU	52.17
12	Dan Davenport	WOSC	52.0
13	Greg Beery	L&C	52.65
14	Jurgen Achterbosh	EOSC	53.7

MEN'S 800 METER RUN

RANK	NAME	SCHOOL	TIME
1	Wes Tilgner	WOSC	1:53.23
2	Steve Yeager	NNC	1:55.0
3	Bob Craig	SOSC	1:55.2
4	Rob Wood	WOSC	1:55.59
5	Aaron Harding	SOSC	1:56.0
6	Randy Swigart	GFC	1:56.9
7	Ed Esse	WOSC	1:57.1
8	Mike Appleton	EOSC	1:57.2
9	Bob Harris	L&C	1:57.86
10	Jack Catton	WU	1:58.52
11	Scott Voyles	LIN	1:58.9
12	Ron Ares	L&C	1:59.0
13	Jeff McDonald	EOSC	1:59.1
13	Tim Graham	GFC	1:59.1
13	Rob MacGinnitie	WU	1:59.41
15	Shaun McNealy	WOSC	1:59.7
16	Duke Ritenhouse	L&C	2:00.88
17	Will Stanton	LIN	2:01.5
19	Eric Hartmann	L&C	2:05.9

MEN'S ENTRY LIST PAGE 2

MEN'S 1500 METER RUN

RANK	NAME	SCHOOL	TIME
1	Wes Tilgner	WOSC	3:48.3
2	Mike Appleton	EOSC	3:56.9
3	Brad Holbrook	SOSC	3:58.8
4	Rob Wood	WOSC	3:59.0
5	Bob Craig	SOSC	4:01.3
6	Ron Ares	L&C	4:01.66
7	Dan Tow	LIN	4:01.69
8	Shaun McNealy	WOSC	4:02.0
9	Erick Landeen	WU	4:02.4
10	Duke Ritenhouse	L&C	4:05.31
11	Mike Paddack	SOSC	4:02.2
12	Aaron Harding	SOSC	4:08.0
13	Bob Harris	L&C	4:09.0
14	Randy Swigart	GFC	4:09.2
15	Jay Clark	NNC	4:12.0
16	Eric Hartmann	L&C	4:14.5
17	Rob MacGinnitie	WU	4:16.57

MEN'S 3000 METER STEEPLECHASE

RANK	NAME	SCHOOL	TIME
1	Ron Ares	L&C	9:18.89
2	Jason Sele	WOSC	9:22.5
3	Duke Ritenhouse	L&C	9:23.27
4	Brad Holbrook	SOSC	9:42.1
5	Bob Julian	SOSC	9:54.9
6	Mike Paddack	SOSC	9:55.0
7	Kevin Winfield	WOSC	10:06.0
8	Eric Hartmann	L&C	10:12.76
9	John Oord	NNC	10:15.0

MEN'S 5000 METER RUN

RANK	NAME	SCHOOL	TIME
1	Wes Tilgner	WOSC	14:54.0
2	David Jordan	WOSC	15:10.44
3	Erick Landeen	WU	15:12.73
4	Greg Miller	EOSC	15:17.6
5	Dan Tow	LIN	15:18.3
6	Ron Ares	L&C	15:22.6
7	Kevin Wright	NNC	15:23.5
8	Bob Julian	SOSC	15:33.2
9	Joshua Sacon	SOSC	15:36.0
10	Brad Holbrook	SOSC	15:40.0
11	Jay Coleman	WU	15:49.3
12	David Crook	WU	15:52.16
13	Kevin Kelly	WU	15:52.5
14	John Weisel	LIN	16:01.24
15	Brian Reick	WOSC	NT

MEN'S 10,000 METER RUN

RANK	NAME	SCHOOL	TIME
1	Kevin Wright	NNC	32:10.0
2	Greg Miller	EOSC	32:20.0
3	Erick Landeen	WU	32:13.08
4	Eric Jensen	EOSC	33:00.0
5	Amar Kamadoli	WU	33:01.36
6	Kevin Kelly	WU	33:29.6
7	Jay Coleman	WU	33:30.08
8	John Weisel	LIN	33:38.23
9	Mike DelDonno	WU	33:51.6
10	Joshua Sacon	SOSC	34:05.0
11	Bob Julian	SOSC	34:30.0
12	Brad Holbrook	SOSC	34:35.0
13	Brian Reick	WOSC	NT
14	John Guza	WOSC	NT

MEN'S ENTRY LIST PAGE 3

MEN'S 10,000 METER WALK

RANK	NAME	SCHOOL	TIME
1	Mltch Seal	EOSC	52:00
2	Jim Blakemore	L&C	NT
2	Randy Jacobs	WU	NT
2	Jeff Kilday	WU	NT
2	Troy O'Donnell	WU	NT
2	Dave Jaconetti	WOSC	NT
2	Tom Mills	SOSC	NT
2	Dave Florence	SOSC	NT

MEN'S 110 METER HIGH HURDLES

RANK	NAME	SCHOOL	TIME
1	Adolphus Onua	GFC	14.1
2	Scott Cummins	GFC	14.6
3	Sam Lapray	WU	14.87
4	Tim Rupp	SOSC	14.9
5	Dave Kelley	L&C	15.28
6	Bob DeVyldere	WU	15.31
7	Bob Cornes	WOSC	15.3
8	Dan Thomas	WU	15.68
9	Kevin Taylor	SOSC	15.5
9	Shawn Steen	EOSC	15.5
11	Darryl Stickers	WOSC	15.6
12	Dave Hodl	LIN	15.87
13	John Albrecht	LIN	16.0
14	Dwight French	WOSC	16.1
15	Mike Castro	EOSC	16.4
16	Dale Huemoeller	NNC	17.2

MEN'S 400 METER INTERMEDIATE HURDLES

RANK	NAME	SCHOOL	TIME
1	Bob DeVyldere	WU	54.22
2	Sam Lapray	WU	55.59
3	Shawn Steen	EOSC	55.64
4	Doug Rogers	LIN	55.5
5	Scott Cummins	GFC	55.8
6	Gareth Pooleon	WU	56.1
7	Jeff Wiltsey	WU	56.80
8	Dave Kelly	L&C	56.87
9	Tim Rup	SOSC	56.8
10	Dan Watkins	WOSC	57.9
11	Don Mesplet	WU	58.3
12	Jeff Jacobs	WOSC	58.8
13	Shawn White	NNC	61.0

MEN'S 400 METER RELAY

RANK	SCHOOL	TIME
1	WOSC	42.7
2	WU	43.1
3	GFC	43.6
4	L&C	43.7
5	LIN	43.9
6	NNC	44.2
7	SOSC	44.6
7	EOSC	44.6

MEN'S ENTRY LIST PAGE 4

MEN'S 1600 METER RELAY		
RANK	SCHOOL	TIME
1	WU	3:22.7
2	WOSC	3:22.8
3	GFC	3:24.4
4	SOSC	3:25.8
5	EOSC	3:28.4
6	LIN	3:28.4
7	NNC	3:29.5
8	L&C	3:30.6

MEN'S DISCUS			
RANK	NAME	SCHOOL	DISTANCE
1	Randy Settell	SOSC	169-3
2	Soren Sorenson	WOSC	166-10 1/2
3	Mike Watts	GFC	153-1
4	Dale Osborne	SOSC	148-5
5	Doug Sommer	WU	146-1
6	Arnold Wardwell	SOSC	140-3
7	Steve Curl	NNC	139-8
8	Eric Cooley	WU	137-6
9	Matt Lydum	WOSC	135-9 3/4
10	Tim Stashin	SOSC	135-0
11	Rich Pykkonen	WU	133-10
12	David Collins	WU	133-6
13	Clin McClellan	SOSC	130-0
14	Kyle Kobow	LIN	124-0
15	David Nickell	GFC	123-3
16	Gary Wescott	L&C	120-7
17	Deon Waldow	L&C	116-11
18	Lance Dixon	EOSC	103-10

MEN'S HAMMER THROW			
RANK	NAME	SCHOOL	DISTANCE
1	Soren Sorenson	WOSC	175-5
2	Doug Dean	LIN	171-10
3	Randy Settell	SOSC	161-1
4	Matt Lydum	WOSC	157-6
5	Kyle Kobow	LIN	155-3
6	David Collins	WU	151-8
7	Mike Watts	GFC	151-1
8	Tim Stashin	SOSC	148-9
9	Jim Willimas	WU	143-10
10	Dan Gorman	WOSC	143-0
11	Dave Elkins	GFC	141-3
12	Doug Sommer	WU	139-1
13	Dale Osborne	SOSC	138-1
14	Tony Truax	LIN	131-3
15	Arnold Wardwell	SOSC	122-1

MEN'S HIGH JUMP			
RANK	NAME	SCHOOL	HEIGHT
1	Shaun Granger	SOSC	7-0
2	Shawn Steen	EOSC	6-6 3/4
3	Rob Kliewer	WU	6-6
3	Will Waddell	EOSC	6-6
5	Steve Seymour	LIN	6-5
6	Scott Healy	WU	6-4 1/2
7	Bob Cornes	WOSC	6-4
8	Lance Hansen	LIN	6-2
8	Dwight French	WOSC	6-2
8	Jordan Hackwith	EOSC	6-2
11	Nick Marshal	SOSC	6-1

MEN'S ENTRY LIST PAGE 5

MEN'S JAVELIN

RANK	NAME	SCHOOL	DISTANCE
1	Jim Williams	WU	211-11
2	David Nickell	GFC	190-6
3	Mike County	SOSC	188-9
4	Kevin Reed	SOSC	188-4
5	Doug Foward	NNC	188-0
6	Mike Watts	GFC	185-8
7	Sean Coste	LIN	183-0
8	John Weeks	LIN	180-9
9	Doug Ladd	WOSC	180-5
10	Ken Rankin	EOSC	179-3 1/2
11	Dwight French	WOSC	177-2
12	Jim Block	EOSC	173-7
13	Mark Garvey	LIN	165-11
14	David Mueller	GFC	162-7
15	Scott Healy	WU	158-8
16	Greg Molitar	SOSC	155-0
17	Clint McClellan	SOSC	150-0
18	John Telsemanich	L&C	137-11
19	Tom Snider	L&C	137-10

MEN'S LONG JUMP

RANK	NAME	SCHOOL	DISTANCE
1	Gareth Pooleon	WU	23-1 1/2
2	PJ Coonrod	LIN	22-9 1/4
3	Kevin Connors	WU	22-6 1/2
4	Gerry Clark	WOSC	22-1
5	Scott Noren	SOSC	21-11
5	Russ Furke	SOSC	21-11
7	Will Waddell	EOSC	21-5
7	Todd Chandler	SOSC	21-5
9	Ken Ouellette	L&C	21-6
10	Kurt Hargett	WOSC	21-1 1/2
11	Dale Huemoeller	NNC	20-9
12	David Nickell	GFC	20-4 1/2
12	Mike Castro	EOSC	20-4 1/2
14	David Mueller	GFC	20-1
15	John Eugene	SOSC	19-6

MEN'S POLE VAULT

PLACE	NAME	SCHOOL	HEIGHT
1	Kevin Taylor	SOSC	15-6
2	Doug Edwards	NNC	14-7
3	Mike Gile	WU	14-6
4	Mike Gilbert	NNC	14-2 1/2
5	Rod Eakin	GFC	14-0
6	Dave Elkins	GFC	13-0
6	Nick Rinard	L&C	13-0
8	Darryl Stickles	WOSC	12-8
9	Jim Block	EOSC	12-6
9	Jeff Fowler	WU	12-6
9	Scott Healy	WU	12-6
9	Jeff Houts	L&C	12-6
13	David Nickell	GFC	12-0
13	Pat Seehafer	LIN	12-0

MEN'S SHOT PUT

RANK	NAME	SCHOOL	DISTANCE
1	Randy Sttell	SOSC	59-4
2	Kim Brown	WOSC	50-7 1/2
3	Hank Wyborney	NNC	50-3
4	Arnold Wardwell	SOSC	49-8
5	Mike County	SOSC	48-9
6	Steve Curl	NNC	48-6 1/4
7	Todd Danko	WOSC	48-1 1/2
8	David Collins	WU	47-10 1/2
9	Soren Sorenson	WU	47-8
10	Dale Osborne	SOSC	47-6
11	Mike Watts	GFC	45-10 1/2
12	Eric Cooley	WU	44-4 1/2
13	Tim Stashin	SOSC	44-2
14	Gary Wescott	L&C	42-4 1/2
15	Rich Pykkonen	WU	42-2 1/2
16	Paul Nua	EOSC	42-0
17	Tom Snider	L&C	39-4

MEN'S TRIPLE JUMP

RANK	NAME	SCHOOL	DISTANCE
1	Kevin Connors	WU	47-8 1/2
2	Kele Marsters	LIN	44-3
3	Russell Burke	SOSC	44-1
4	John Prevedello	LIN	43-11 1/2
5	Scott Noren	SOSC	43-9
6	Shaun Granger	SOSC	43-6
7	Ken Ouellette	L&C	42-10 1/2
8	Todd Chandler	SOSC	42-10
9	Dwight French	WOSC	42-3 1/2
10	Pat Leeper	GFC	42 -1 1/4
11	Gerry Clark	WOSC	41-3 1/2
12	John Eugene	SOSC	40-0

NIAA DISTRICT II
TRACK & FIELD CHAMPIONSHIPS MAY 8-9, 1987
OFFICAL RESULTS

MEN'S 100 METER DASH

PLACE	NAME	SCHOOL	TIME
1	Mark Caine	L&C	11.08
2	Mark Berry	SOSC	11.27
3	Tim Biamont	WOSC	11.29
4	Kurt Hargett	WOSC	11.36
5	Curtis Brown	LIN	11.42
6	Mark Anderson	LIN	11.47
7	Jeff Wiltsey	WU	11.59
8	Les Taylor	WOSC	12.01

WOMEN'S 100 METER DASH

PLACE	NAME	SCHOOL	TIME
1	Sharon Wegener	WOSC	12.71
2	Alisa Thomas	WU	13.14
3	Stephanie Payne	WU	13.17
4	Kathy Kubik	LIN	13.26
5	Jill Cochran	SOSC	13.38
6	Mary Tepper	LIN	13.42
7	Erin Weeks	WU	13.59
8	Shereen Reaney	L&C	13.62

MEN'S 200 METER DASH

PLACE	NAME	SCHOOL	TIME
1	Mark Caine	L&C	22.18
2	David Searce	WU	22.71
3	Tim Biamont	WOSC	22.80
4	Mark Berry	SOSC	22.87
5	Mike Gilbert	NNC	23.10
6	Nate Borchert	EOSC	23.93

WOMEN'S 200 METER DASH

PLACE	NAME	SCHOOL	TIME
1	Sharon Wegener	WOSC	25.71
2	Kari Larsen	L&C	25.99
3	Nicole Perry	L&C	26.01
4	Marta Shields	GFC	26.43
5	Kathy Staat	SOSC	26.66
6	Stephanie Payne	WU	26.91
7	Alisa Thomas	WU	27.16
8	Kathy Kubik	LIN	27.39

MEN'S 400 METER DASH

PLACE	NAME	SCHOOL	TIME
1	Mike Gilbert	NNC	48.96
2	Tim Conley	GFC	49.91
3	David Searce	WU	50.15
4	Gareth Pooleon	WU	50.86
5	Frank VanDyke	WOSC	51.42
6	Tim Dorsey	SOSC	52.49
7	Greg Beery	L&C	52.98

WOMEN'S 400 METER DASH

PLACE	NAME	SCHOOL	TIME
1	Kari Larsen	L&C	57.56
2	Nicole Perry	L&C	57.75
3	Marta Shields	GFC	1:00.71
4	Kathy Staat	SOSC	1:01.45
6	Linda Brown	WU	1:01.47
6	Carole Jones	EOSC	1:03.14
7	Irene Jones	WU	1:03.24
8	Christine Gillette	EOSC	1:03.59

MEN'S 800 METER RUN

PLACE	NAME	SCHOOL	TIME
1	Wes Tilgner	WOSC	1:53.21
2	Steve Yeager	NNC	1:55.59
3	Rob MacGinnittie	WU	1:55.72
4	Aaron Harding	SOSC	1:56.62
5	Jack Catton	WU	1:57.78
6	Bob Harris	L&C	1:58.16
7	Bob Craig	SOSC	2:01.39

WOMEN'S 800 METER RUN

PLACE	NAME	SCHOOL	TIME
1	Brenda Thwaite	WOSC	2:18.89
2	Meg Finaly	L&C	2:19.36
3	Jeannine Lama	L&C	2:19.95
4	Julie Blum	WU	2:24.19
5	Meliane Springer	GFC	2:26.11
6	Sandy Loop	WOSC	2:28.64
7	Jana Zellmer	NNC	2:29.41

NAIA DISTRICT II TRACK/FIELD CHAMPIONSHIPS OFFICAL RESULTS

MEN'S 1500 METER RUN

PLACE	NAME	SCHOOL	TIME
1	Wes Tilgner	WOSC	3:56.13
2	Ron Ares	L&C	4:00.71
3	Bob Craig	SOSC	4:01.56
4	Mike Appleton	EOSC	4:03.75
5	Brad Holbrook	SOSC	4:05.56
6	Mike Paddock	SOSC	4:05.99
7	Duke Ritenhouse	L&C	4:07.99
8	Jason Sele	WOSC	4:08.06
9	Jay Clark	NNC	4:13.94
10	Rob Wood	WOSC	4:22.70

WOMEN'S 1500 METER RUN

PLACE	NAME	SCHOOL	TIME
1	Kathryn O'Leary	WOSC	4:48.02
2	Julie Dimick	WOSC	4:51.6ht
3	Angela Thatcher	LIN	4:53.3ht
4	Melanie Leckenby	LIN	4:56.99
5	Kelli Cammack	WU	4:59.97
6	Sandy Loop	WOSC	5:05.74
7	Debra Dick	WOSC	5:07.1ht
8	Alica Tilzey	NNC	5:13.00

MEN'S 3000 METER STEEPLECHASE

PLACE	NAME	SCHOOL	TIME
1	Jason Sele	WOSC	9:25.49
2	Duke Ritenhouse	L&C	9:30.42
3	Mike Paddock	SOSC	9:35.85
4	Brad Holbrook	SOSC	9:49.44
5	John Oord	NNC	9:55.50
6	Ron Ares	L&C	9:59.29
7	Kevin Winfield	WOSC	10:02.04
8	Eric Hartmann	L&C	10:16.25

WOMEN'S 3000 METER RUN

PLACE	NAME	SCHOOL	TIME
1	Kathryn O'Leary	WOSC	10:41.74
2	Angela Thatcher	LIN	10:50.69
3	Nadine Price	LIN	11:04.06
4	Debra Dick	WOSC	11:10.8ht
5	Alica Tilzey	NNC	11:28.03
6	Michelle Lang	GFC	12:40.56

MEN'S 5000 METER RUN

PLACE	NAME	SCHOOL	TIME
1	Greg Miller	EOSC	15:15.76
2	Erick Landeen	WU	15:33.68
3	Kevin Wright	NNC	15:39.36
4	Dan Tow	LIN	15:47.11
5	Bob Julian	SOSC	15:48.66
6	David Jordan	WOSC	15:51.42
7	Brian Reick	WOSC	16:01.27
8	Joshua Sacon	SOSC	16:05.43
9	Brad Holbrook	SOSC	16:37.39
10	John Weisel	LIN	16:54.66

WOMEN'S 5000 METER RUN

PLACE	NAME	SCHOOL	TIME
1	Kristin Peterson	WU	18:51.23
2	Nadine Price	LIN	19:06.46
3	Angela Thatcher	LIN	19:12.77
4	Melanie Leckenby	LIN	19:18.32
5	Teresa Beeman	LIN	19:25.48
6	Julie Dimick	WOSC	19:27.32
7	Elaine Delsman	SOSC	19:40.48
8	Diane Peterson	GFC	21:37.62

MEN'S 10,000 METER RUN

PLACE	NAME	SCHOOL	TIME
1	Greg Miller	EOSC	32:13.67
2	Kevin Wright	NNC	33:12.73
3	Joshua Sacon	SOSC	33:40.90
4	John Weisel	LIN	34:46.12
5	Kevin Kelly	WU	35:04.17
6	Eric Jensen	EOSC	37:37.73

WOMEN'S 10,000 METER RUN

PLACE	NAME	SCHOOL	TIME
1	Elaine Delsman	SOSC	40:12.56
2	Chelly Tilzey	NNC	40:59.49
3	Teresa Beeman	LIN	41:20.16
4	Kali Haverstock	GFC	42:59.66

NAIA DISTRICT II TRACK/FIELD CHAMPIONSHIPS OFFICAL RESULTS

MEN'S 10,000 METER WALK

PLACE	NAME	SCHOOL	TIME
1	Randy Jacobs	WU	46:56.20
2	Troy O'Donnell	WU	53:12.94
3	Jeff Kilday	WU	53:53.9ht
4	Tom Mills	SOSC	57:49.64
5	Mitch Seal	EOSC	NT
6	Dave Jaconetti	WOSC	58:58.49

WOMEN'S 800 MEDLEY RELAY

PLACE	SCHOOL	TIME
1	L&C	1:48.66
2	SOSC	1:53.88
3	WOSC	1:54.59
4	LIN	1:55.28

MEN'S 110 HIGH HURDLES

PLACE	NAME	SCHOOL	TIME
1	Adolphus Onua	GFC	14.28
2	Tim Rupp	SOSC	14.94
3	Sam Lapray	WU	15.04
4	Scott Cummins	GFC	15.12
5	Darryl Stickers	WOSC	15.23
6	Dave Kelley	L&C	15.42
7	Dan Thomas	WU	15.55
8	Bob Cornes	WOSC	15.63

WOMEN'S 100 METER HURDLES

PLACE	NAME	SCHOOL	TIME
1	Shelly Woodside	LIN	15.56
2	Sharon Jensen	WOSC	15.75
3	Jill Cochran	SOSC	15.77
4	Lenny Wallace	SOSC	15.95
5	Val White	LIN	16.43
6	Lisa Lind	LIN	16.44
7	Liz Ardinger	L&C	16.61
8	Darcy Eastland	WOSC	17.03

MEN'S 400 METER INTERMEDIATE HURDLES

PLACE	NAME	SCHOOL	TIME
1	Bob DeVylidere	WU	53.76
2	Scott Cummins	GFC	56.03
3	Doug Rogers	LIN	56.04
4	Dan Thomas	WU	56.88
5	Jeff Wiltsey	WU	58.16
6	Shawn Steen	EOSC	58.67

WOMEN'S 400 METER LOW HURDLES

PLACE	NAME	SCHOOL	TIME
1	Sharon Jensen	WOSC	1:05.25
2	Kris Russell	SOSC	1:07.19
3	Val White	LIN	1:08.18
4	Mindy Brown	SOSC	1:11.35
5	Linda Henderson	WOSC	1:12.65
6	Liz Ardinger	L&C	1:17.1ht

MEN'S MARATHON

PLACE	NAME	SCHOOL	TIME
1	John Oord	NNC	2:45.30
2	Joe Alueta	SOSC	2:52.44
3	Eric Jensen	EOSC	2:54.56
4	Chris Duquette	WU	2:55.45
5	Mike Del Donno	WU	3:00.48
6	Jay Coleman	WU	3:06.34

WOMEN'S MARTHON

PLACE	NAME	SCHOOL	TIME
1	Elaine Delsman	SOSC	3:07.17
2	Kali Haverstock	GFC	3:51.07

NAIA DISTRICT II TRACK/FIELD CHAMPIONSHIP OFFICIAL RESULTS

MEN'S 400 METER RELAY

PLACE	SCHOOL	TIME
1	GFC	43.39
2	WU	43.59
3	LIN	43.73
4	SOSC	44.00
5	L&C	44.13
6	NNC	44.79
7	EOSC	45.24

WOMEN'S 400 METER RELAY

PLACE	SCHOOL	TIME
1	L&C	49.99
2	WOSC	50.95
3	SOSC	51.09
4	LIN	51.66
5	EOSC	56.37
6	WU	56.74

MEN'S 1600 METER RELAY

PLACE	SCHOOL	TIME
1	WOSC	3:22.52
2	GFC	3:22.57
3	WU	3:22.72
4	SOSC	3:26.70
5	LIN	3:27.79
6	NNC	3:26.89
7	EOSC	3:36.7ht

WOMEN'S 1600 METER RELAY

PLACE	SCHOOL	TIME
1	L&C	4:00.10
2	WOSC	4:00.77
3	SOSC	4:11.57
4	WU	4:12.41
5	LIN	4:13.70
6	EOSC	4:24.29

MEN'S DECATHLON

PLACE	NAME	SCHOOL	POINTS
1	Mike Gilbert	NNC	6256
2	Shawn Steen	EOSC	5991
3	David Nickell	GFC	5972
4	Darryl Stickle	WOSC	5928
5	Kurt Hargett	WOSC	5855
6	Scott Healy	WILL	5691
7	Kevin Taylor	SOSC	5666
8	Dwight French	WOSC	5634
9	Bob Cornes	WOSC	5552
10	Dan Thomas	WU	5473
11	Brad Melendy	LIN	5263
12	Jim Block	EOSC	5107
13	Dale Huemoeller	NNC	4900
14	Tim Rupp	SOSC	4847
15	Clint McClellan	SOSC	4787

WOMEN'S HEPTATHLON

PLACE	NAME	SCHOOL	POINTS
1	Sharon Jensen	WOSC	4651
2	Shannon Gates	SOSC	4039
3	Shelly Woodside	LIN	3608
4	Carole Jones	EOSC	3565
5	Val White	LIN	3480
6	Lenore Wallace	SOSC	3387
7	Stacey Lee	LIN	3264
8	Dianne Plagge	WOSC	2779

MEN'S DISCUS

PLACE	NAME	SCHOOL	DISTANCE
1	Soren Sorenson	WOSC	161-4
2	Randy Settell	SOSC	155-3
3	Mike Watts	GFC	144-8
4	Doug Sommer	WU	143-9
5	Steve Curl	NNC	142-3
6	Dale Osborne	SOSC	142-1
7	Eric Cooley	WU	137-0
8	Tim Stashin	SOSC	132-6
9	Arnold Wardwell	SOSC	130-0
10	Matt Lydum	WOSC	120-6

WOMEN'S DISCUS

PLACE	NAME	SCHOOL	DISTANCE
1	Debbie Settell	SOSC	128-2
2	Johanna Williams	EOSC	126-0
3	Diana McDonald	WU	119-10
4	Michelle Tomlinsen	WOSC	115-8
5	Dixie McCadden	EOSC	109-8 1/2
6	Rhonda Hardaway	NNC	100-0
7	Patti Stacey	EOSC	93-9
8	Camen Gerwick	NNC	93-4

NAIA DISTRICT II TRACK/FIELD CHAMPIONSHIPS OFFICAL RESULTS

MEN'S HIGH JUMP

PLACE	NAME	SCHOOL	HEIGHT
1	Shaun Granger	SOSC	6-6
2	Shawn Steen	EOSC	6-4
3	Steve Seymour	LIN	6-2
3	Dwight French	WOSC	6-2
5	Lance Hansen	LIN	6-2
6	Rob Kliewer	WU	6-0
7	Will Waddell	EOSC	6-0
7	Bob Cornes	WOSC	6-0

WOMEN'S HIGH JUMP

PLACE	NAME	SCHOOL	HEIGHT
1	Sue Woolsey	GFC	5-4
2	Lisa Lind	LIN	5-4
3	Sharon Jensen	WOSC	5-4
4	Kelly Lovejoy	WOSC	5-2
5	Amy Bolger	L&C	5-2
6	Dianna Plagge	WOSC	5-2
7	Kami Gee	WOSC	5-0
8	Stacey Lee	LIN	4-8
8	Chrissy Gillette	EOSC	4-8

MEN'S JAVELIN

PLACE	NAME	SCHOOL	DISTANCE
1	Jim Williams	WU	208-5
2	Mike County	SOSC	197-10
3	Doug Edwards	NNC	189-5
4	David Nickell	GFC	185-11
5	Mike Watts	GFC	184-2
6	John Weeks	LIN	182-11
7	Sean Coste	LIN	175-1
8	Mark Garvey	LIN	173-6
9	Doug Ladd	WOSC	169-4
10	Ken Rankin	EOSC	168-4
11	Jim Block	EOSC	161-3
12	David Mueller	GFC	142-6

WOMEN'S JAVELIN

PLACE	NAME	SCHOOL	DISTANCE
1	Shannon Gates	SOSC	153-5
2	Leslie Johnson	L&C	145-0
3	Kim Halter	LIN	140-8
4	Denise Fox	GFC	140-3 1/2
5	Heidi Buckmaster	WU	137-2
6	Kris Ettner	SOSC	133-4
7	Karen Carpenter	NNC	129-3
8	Kami Gee	WOSC	127-1
9	Kellie Osborn	WOSC	111-11
10	Katie Wambach	LIN	111-8 1/2

MEN'S LONG JUMP

PLACE	NAME	SCHOOL	DISTANCE
1	Gareth Pooleon	WU	23-6 3/4
2	PJ Coonrod	LIN	22-4
3	Kurt Hargett	WOSC	22-0 1/4
4	Gerry Clark	WOSC	22-0 1/4
5	Kevin Connors	WU	21-6
6	Will Waddell	EOSC	21-6
7	Russ Burke	SOSC	21-5 1/4
8	Todd Chandler	SOSC	21-2 1/2
9	Scott Noren	SOSC	20-4 3/4
10	Ken Ouellette	L&C	20-3 1/2
11	Dale Huemoeller	NNC	18-8 1/4

WOMEN'S LONG JUMP

PLACE	NAME	SCHOOL	DISTANCE
1	Sharon Jensen	WOSC	17-7 1/4
2	Shereen Reaney	L&C	17-2 3/4
3	Shelly Woodside	LIN	17-0
4	Lisa Lind	LIN	16-5
5	Lara Wright	WU	16-3 1/2
6	Alisa Thomas	WU	16-2 3/4
7	Val White	LIN	15-4 1/4
8	Carole Jones	EOSC	15-3
9	Karen Wilcox	WU	14-9 3/4

NAIA DISTRICT II TRACK/FIELD CHAMPIONSHIPS OFFICAL RESULTS

MEN'S SHOT PUT

PLACE	NAME	SCHOOL	DISTANCE
1	Randy Settell	SOSC	59-8 1/2
2	Kim Brown	WOSC	52-1
3	Arnold Wardwell	SOSC	51-11 1/2
4	Mike County	SOSC	50-8 1/2
5	Soren Sorenson	WOSC	48-11
6	David Collins	WU	48-2
7	Hank Wyborney	NNC	48-0
8	Dale Osborne	SOSC	47-6 1/2
9	Steve Curl	NNC	47-6 1/2
10	Todd Danko	WOSC	44-3

WOMEN'S SHOT PUT

PLACE	NAME	SCHOOL	DISTANCE
1	Johana Williams	EOSC	41-8 1/2
2	Paige Daugherty	L&C	40-0
3	Debie Settell	SOSC	39-11 1/2
4	Diana McDonald	WU	39-10
5	Dixie McCadden	EOSC	37-5 1/2
6	Patti Stacey	EOSC	35-9
7	Karen Carpenter	NNC	35-6 1/2
8	Susan Greenwood	LIN	35-1 1/2

MEN'S TRIPLE JUMP

PLACE	NAME	SCHOOL	DISTANCE
1	Kevin Connors	WU	46-4 1/2
2	John Prevedello	LIN	43-10 1/2
3	Kele Marsters	LIN	43-5
4	Dwight French	WOSC	43-3 1/4
5	Ken Ouellette	L&C	42-8 1/2
6	Shaun Granger	SOSC	42-5 3/4
7	Scott Noren	SOSC	42-4 1/2
8	Russell Burke	SOSC	41-10 3/4
9	Pat Leeper	GFC	40-1 1/4

WOMEN'S TRIPLE JUMP

PLACE	NAME	SCHOOL	DISTANCE
1	Lara Wright	WU	36-1 3/4
2	Shelly Woodside	LIN	35-7 3/4
3	Stacey Lee	LIN	34-11 1/4
4	Kami Gee	WOSC	33-4 3/4
5	Shannon Gates	SOSC	32-10 1/4
6	Krys Duncan	L&C	32-6 1/4
7	Amy Bolger	L&C	31-7

MEN'S HAMMER THROW

PLACE	NAME	SCHOOL	DISTANCE
1	Soren Sorenson	WOSC	172-8
2	David Collins	WU	161-3
3	Doug Dean	LIN	160-7'
4	Randy Settell	SOSC	155-7
5	Matt Lydum	WOSC	151-10
6	Mike Watts	GFC	150-6
7	Kyle Kobow	LIN	148-8
8	Dave Elkins	GFC	137-11'
9	Dan Gorman	WOSC	132-9

MEN'S POLE VAULT

PLACE	NAME	SCHOOL	HEIGHT
1	Kevin Taylor	SOSC	15-0
2	Mike Gilbert	NNC	14-4
3	Jeff Fowler	WU	13-4
4	Mike Gile	WU	13-4
5	Dave Elkins	GFC	13-4
6	Jeff Houts	L&C	13-0
7	Rod Eakin	GFC	12-0

DISTRICT II TRACK/FIELD CHAMPIONSHIP WOMEN'S SCORESHEET

EVENTS	EASTERN	GEORGE FOX	LEWIS&CLARK	LINFIELD	NAZARENE	SOUTHERN	WESTERN	WILLAMETTE
Marathon	0	8	0	0	0	10	0	0
Heptathlon	4	0	0	8	0	9	10	0
Discus Throw	10	0	0	0	1	10	4	6
Long Jump	0	0	8	10	0	0	10	3
800 Meter Medley Relau	0	0	10	4	0	8	6	0
10,000 Meter Run	0	4	0	6	8	10	0	0
High Jump	0	10	2	8	0	0	11	0
3000 Meter Run	0	1	0	14	2	0	14	0
Javelin Throw	0	4	8	6	0	11	0	2
Shotput	13	0	8	0	0	6	0	4
Triple Jump	0	0	1	14	0	2	4	10
400 Meter Relay	2	0	10	4	0	6	8	1
1500 Meter Run	0	0	0	10	0	0	19	2
100 Meter Hurdles	0	0	0	13	0	10	8	0
400 Meter Dash	1	6	18	0	0	4	0	2
100 Meter Dash	0	0	0	5	0	2	10	14
800 Meter Run	0	2	14	0	0	0	11	4
400 Meter Low Hurdles	0	0	1	6	0	12	12	0
200 Meter Dash	0	4	14	0	0	2	10	1
5000 Meter Run	0	0	0	20	0	0	1	10
1600 Meter Relay	1	0	10	2	0	6	8	4
TOTAL POINTS	31	39	104	130	11	108	146	63
TEAM PLACE	7	6	4	2	8	3	1	5

DISTRICT II TRACK/FIELD CHAMPIONSHIP MEN'S SCORESHEET

EVENTS	EASTERN	GEORGE FOX	LEWIS&CLARK	LINFIELD	NAZARENE	SOUTHERN	WESTERN	WILLAMETTE
Marathon	6	0	0	0	10	8	0	7
Decathlon	8	6	0	0	10	0	6	1
Hammer Throw	0	1	0	6	0	4	12	8
Discus Throw	0	6	0	0	2	9	10	4
Long Jump	1	0	0	8	0	0	10	12
10,000 Meter Run	11	0	0	4	8	6	0	2
High Jump	8	0	0	7	0	10	5	1
3000 Meter Steeplechase	0	0	9	0	2	10	10	0
Javelin Throw	0	6	0	1	6	8	0	10
Shotput	0	0	0	0	0	20	10	1
Pole Vault	0	2	1	0	8	10	0	10
Triple Jump	0	0	2	14	0	1	4	10
10,000 Meter Walk	2	0	0	0	0	4	1	24
400 Meter Relay	0	10	2	6	1	4	0	8
1500 Meter Run	4	0	8	0	0	9	10	0
110 High Hurdles	0	14	1	0	0	8	2	6
400 Meter Dash	0	8	0	0	10	1	2	10
100 Meter Dash	0	0	10	3	0	8	10	0
800 Meter Run	0	0	1	0	8	4	10	8
400 Intermediate Hurdles	1	8	0	6	0	0	0	16
200 Meter Dash	1	0	10	0	2	4	6	8
5000 Meter Run	10	0	0	4	6	2	1	8
1600 Meter Relay	0	8	0	2	1	4	10	6
TOTAL POINTS	52	69	44	61	74	134	119	160
TEAM PLACE	7	5	8	6	4	2	3	1

NAIA DISTRICT II TRAKC/FIELD CHAMPIONSHIPS OFFICAL RESULTS

EVENTS	MEN'S CHAMPIONS	WOMEN'S CHAMPIONS
Marathon	John Oord (NNC)	Elaine Delsman (SOSC)
Decathlon	Mike Gilbert (NNC)	
Heptathlon		Sharon Jensen (WOSC)
Hammer Throw	Soren Sorenson (WOSC)	
Discus Throw	Soren Sorenson (WOSC)	Debbie Settell (SOSC)
Long Jump	Gareth Pooleon (WU)	Sharon Jensen (WOSC)
10,000 Meter Run	Greg Miller (EOSC)	Elaine Delsman (SOSC)
High Jump	Shaun Granger (SOSC)	Sue Woolsey (GFC)
3000 Meter Steeplechase	Jason Sele (WOSC)	
3000 Meter Run		Kathryn O'Leary (WOSC)
Javelin Throw	Jim Williams (WU)	Shannon Gates (SOSC)
800 Meter Medley Relay		Lewis and Clark College
Shotput	Randy Settell (SOSC)	Johana Williams (EOSC)
Pole Vault	Kevin Taylor (SOSC)	
10,000 Meter Walk	Randy Jacobs (WU)	
Triple Jump	Kevin Connors (WU)	Lara Wright (WU)
400 Meter Relay	George Fox College	Lewis and Clark College
1500 Meter Run	Wes Tilgner (WOSC)	Kathryn O'Leary (WOSC)
110 High Hurdles	Adolphus Onua (GFC)	
100 Meter Hurdles		Shelly Woodside (LIN)
400 Meter Dash	Mike Gilbert (NNC)	Kari Larsen (L&C)
100 Meter Dash	Mark Caine (L&C)	Sharon Wegener (WOSC)
800 Meter Run	Wes Tilgner (WOSC)	Brenda Thwaite (WOSC)
400 Intermediate Hurdles	Bob Devyldere (WU)	
400 Meter Low Hurdles		Sharon Jensen (WOSC)
200 Meter Dash	Mark Caine (L&C)	Sharon Wegener (WOSC)
5000 Meter Run	Greg Miller (EOSC)	Kristin Peterson (WU)
1600 Meter Relay	Western Oregon State	Lewis and Clark College
Outstanding Athlete:	Wes Tilgner (WOSC)	Sharon Jensen (WOSC)
Team Champion:	Willamette	Western Oregon
Coach Of The Year:	Charles Bowles (WU)	Don Spinas (WOSC)

1987 NAIA District 2 Decathlon/Heptathlon
April 20-21

Decathlon	100m 110HH	L.J. Dis.	S.P. P.V.	H.J. Jav.	400m 1500m	Total	
Shawn Steen (EOSC)	11.8/643 15.7/140/404 ₁	6.32/657/1300 20-9 27.84/422/4467 41-4	10.26/501/1801 33-8 3.23/413/4880 10-7	2.00/803/2604 6-6 3/4 39.25/431/5311 125-9	52.4/701/3305 4:40.1/650/5991	1st place	2
Mike Gilbert (NMC)	11.4/723 17.0/599/3895 ₃	6.00/587/1910 19-8 1/4 31.04/485/4380 101-16	10.19/497/1807 33-5 1/4 4.24/491/5071 13-11 3/4	1.82/644/2451 5-11 1/2 46.79/541/5612 153-6	49.2/845/3296 4:45.8/644/6256	2nd place	1
Kurt Hargett (WOSC)	11.0/808 16.4/641/3932 ₂	6.28/648/1456 20-7 1/4 23.82/344/4276 78-12 1/4	10.25/501/1957 33-7 1/2 3.33/439/4715 10-11	1.76/593/2550 5-9 1/4 45.53/523/5238 149-4	51.5/741/3291 4:50.3/617/5855	3rd place	5
Bob Cornes (WOSC)	11.5/703 15.4/774/3873 ₄	6.28/648/1351 20-7 1/4 27.08/407/4280 85-10	9.22/439/1790 30-3 3.03/364/4644 9-11 1/4	1.88/696/2486 6-2 34.14/358/5002 112-6	54.5/613/3099 5:01.7/550/5552	4th place	4
Dwight French (WOSC)	11.7/663 16.5/652/3742 ₅	6.19/628/1291 20-3 3/4 25.26/372/4114 82-10	9.17/436/1727 30-1 2.69/284/4398 8-9 3/4	1.88/696/2423 6-2 50.05/590/4988 164-4	53.2/667/3090 4:45.5/646/5634	5th place	8
David Nickell (GF)	11.4/624 17.1/589/ 10.7/573/3677 ₇	6.20/690/1254 20-4 1/2 35.20/568/4215 115-6	12.72/650/1904 41-8 3/4 3.53/490/4735 11-7	1.79/619/2523 5-10 1/2 50.66/598/5333 152-2	55.7/565/3088 4:52.0/607/5977	6th place	3
Scott Healy (Wil)	11.6/683 18.2/453/3504 ₁₂	5.87/559/1242 19-3 28.68/439/3943 94-7	8.92/421/1663 29-3 1/4 3.75/549/4492 12-3 1/2	1.74/749/2412 6-4 1/4 48.37/564/5656 158-8	54.6/609/3021 4:47.3/635/5681	7th place	6
Clint McClellan (SOSC)	11.9/624 18.9/420/3398 ₁₃	5.64/510/1134 18-6 nm/0/3398 15	13.11/674/1808 43-1/4 3.23/413/3511 10-7	1.70/544/2352 5-7 34.20/359/4170 112-2	54.2/626/2978 4:50.2/617/4787	8th place	15
Brad Melendy (Lin)	11.7/663 16.8/629/3580 ₁₀	5.94/574/1237 19-5 3/4 27.20/410/3990 89-3	8.84/416/1653 29-0 2.69/284/4274 8-9 3/4	1.76/593/2246 5-9 1/4 37.18/400/4674 121-9	52.1/714/2960 4:55.0/589/5263	9th place	11
Darryl Stickles (WOSC)	11.7/663 15.6/757/3694 ₆	5.22/425/1088 17-1 1/2 31.92/502/4196 104-9	11.88/599/1687 38-11 3/4 3.85/574/4772 12-7 1/2	1.76/593/2280 5-9 1/4 45.51/522/5294 149-3	53.3/663/2943 4:47.5/634/5928	10th place	4
Dan Thomas (Wil)	11.7/663 15.4/717/3619 ₈	5.65/512/1175 18-6 1/2 27.58/417/4036 90-6	10.02/487/1662 32-10 1/2 2.80/309/4345 9-2 1/4	1.73/569/2231 5-8 37.72/409/4754 123-9	53.1/671/2902 4:34.0/719/5473	11th place	10
Tim Rupp (SOSC)	11.3/744 15.4/777/3612 ₉	5.57/496/1240 18-3 1/4 18.58/246/3858 60-11 1/2	7.99/366/1606 26-2 3/4 2.69/254/4142 8-9 3/4	1.73/569/2175 5-8 29.16/287/4429 95-8	53.3/663/2838 5:26.3/418/4847	12th place	14
Kevin Taylor (SOSC)	11.8/643 15.5/762/3557 ₁₁	5.53/487/1130 18-1 1/4 29.72/459/4016 97-6	10.04/488/1618 32-11 1/2 4.56/776/11794 14-11 1/2	1.79/619/2237 5-10 1/2 41.63/464/5260 136-6	55.9/558/2795 5:28.6/406/5666	13th place	7

Dale Huemoeller (NNC)	11.9/624	5.62/506/1130	8.67/406/1536	1.79/619/2155	54.4/617/2772	14th place
	17.2/579/3357 14	18-5 1/4 26.40/404/3755 88-3 13	28-5 1/2 2.49/240/3995 8-2 11	5-10 1/2 40.54/450/4445 133-0 13	5:19 1/4/4450	
Jim Block (BOSC)	11.9/624	5.36/453/1077	11.80/594/1671	1.70/544/2215	56.5/535/2750	15th place
	19.7/354/3104 15	17-7 28.96/444/3548 95-0 14	38-8 3/4 3.75/549/4097 12-3 1/2 13	5-7 52.42/632/4729 173-7 11	5:34 1/2/378/5107	12
Rod Eakin (GF)	20.6/0	withdrew				

Heptathlon	100HH L.J.	H.J. Jav.	S.P. 800m	200m Total	
Sharon Jensen (WOSC)	15.4/759	1.65/795/1554	9.56/501/2055	26.2/759/2814	1st place
	5.26/631/3445 17-3	5-5 28.52/449/3894 93-7	31-4 1/2 2:25.0/757/	4651	<u>1st place</u>
Shannon Gates (SOSC)	17.0/570	1.50/621/1191	9.53/499/1690	27.6/643/2333	2nd place
	4.64/464/2797 15-2 3/4 2	4-11 45.26/768/3565 148-6	31-3 1/4 2:49.0/474/	4039	<u>2nd place</u>
Lenore Wallace (SOSC)	15.5/746	1.32/429/1175	7.46/365/1540	28.0/612/2152	3rd place
	4.10/333/2485 13-5 1/4 6	4-4 21.64/320/2605 71-3 1/4 6	24-5 3/4 2:39.2/582/	3387	<u>6th place</u>
Carole Jones (SOSC)	18.5/415	1.44/555/970	9.12/472/1442	27.7/636/2078	4th place
	4.82/511/2589 15-9 3/4 3	4-8 3/4 22.55/336/2925 73-11 3/4 4	29-11 1/4 2:37.3/640/	3565	<u>4th place</u>
Val White (Lin)	16.6/615	1.44/555/1170	6.14/280/1450	28.3/589/2039	5th place
	4.59/451/2490 15-3 1/4 5	4-8 3/4 23.50/354/2544 77-1 1/4 5	20-1 3/4 2:34 6/636/	3480	<u>5th place</u>
Stacey Lee (Lin)	18.0/464	1.47/588/1052	8.02/401/1453	28.4/581/2034	6th place
	4.27/371/2405 14-0 7	4-9 3/4 18.61/263/2668 61-3 1/4 7	26-3 3/4 2:38.0/546/	3264	<u>7th place</u>
Shelly Woodside (Lin)	19.8/299	1.38/491/790	9.16/475/1265	26.9/700/1965	7th place
	5.11/589/2554 16-4 1/4 7	4-6 1/4 24.98/382/2936 81-11 1/2 3	30-3/4 2:33.9/645/	3608	<u>3rd place</u>
Dianne Plagge (WOSC)	20.4/251	1.62/759/1010	7.91/394/1404	31.0/399/1803	8th place
	3.97/304/2104 13-1 1/4 8	5-3 3/4 17.70/246/2350 58-1 8	25-11 1/2 2:53.7/429/	2779	<u>8th place</u>

1987 NAIA District 2 Decathlon/Heptathlon
April 20-21

Decathlon	100m 110HH	L.J. Dis.	S.P. P.V.	H.J. Jav.	400m 1500m	Total	
Shawn Steen (BOSC)	11.8/643	6.32/657/1300	10.26/501/1801	2.00/803/2604	52.4/701/3305	1st place	
	15.7/740/404 ₁	27.84/422/4467 41-4	3.23/413/4880 10-7	39.25/431/5311 128-4	4.40.1/650/5991		2
Mike Gilbert (NNC)	11.4/723	6.00/587/1310	10.19/497/1807	1.82/644/2451	49.2/845/3296	2nd place	
	17.0/574/389 ₃	31.04/455/4380 101-10	4.26/691/5071 12-11 ³ / ₄	46.79/541/5612 153-6	4:45.8/644/6256		1
Kurt Hargett (WOSC)	11.0/808	6.28/648/1456	10.25/501/1957	1.76/593/2550	51.5/741/3291	3rd place	
	16.6/641/3932 2	23.82/344/4276 78-1 ³ / ₄	3.33/439/4715 10-11	45.53/523/5238 149-4	4:50.3/617/5855		5
Bob Cornes (WOSC)	11.5/703	6.28/648/1351	9.22/439/1790	1.88/696/2486	54.5/613/3099	4th place	
	15.4/774/3873 4	27.08/407/4280 85-10	2.02/364/4644 9-11 ⁴ / ₄	37.14/353/5002 112-6	5:01.7/550/5552		4
Dwight French (WOSC)	11.7/663	6.19/628/1291	9.17/436/1727	1.88/696/2423	53.2/667/3090	5th place	
	16.5/652/3742 5	25.26/372/4114 82-10	2.69/254/4398 8-9 ³ / ₄	50.06/590/4988 164-4	4:45.5/646/5634		8
David Nickell (GF)	11.5/624	6.20/530/1254	12.72/650/1904	1.79/619/2523	55.7/565/3088	6th place	
	17.1/589/3677 2	32.20/568/4215 115-6	4.8 8 3/4 3.53/494/4738 11-7	5-10 1/2 36.61/598 166-3	4:52.0/607/5957		3
Scott Healy (Wil)	11.6/683	5.87/559/1242	8.92/421/1663	1.74/749/2412	54.6/609/3021	7th place	
	18.2/453/3504 12	28.68/439/3943 94-4	29-3 1/4 37.57/549/4492 12-3 ¹ / ₂	6-4 1/4 48.37/564/5056 158-8	4:47.3/635/5691		6
Clint McClellan (SOSC)	11.9/624	5.64/510/1134	13.11/674/1808	1.70/544/2352	54.2/626/2978	8th place	
	18.9/420/3398 13	nm/0/3398 15	3.23/413/3511 10-7	34.20/359/4170 112-2	4:50.2/617/4787		15
Brad Melendy (Lin)	11.7/663	5.94/574/1237	8.84/416/1653	1.76/593/2246	52.1/714/2960	9th place	
	16.8/620/3580 10	27.20/410/3990 89-3	29-0 2.69/284/4274 8-9 ³ / ₄	5-9 1/4 37.14/400/4674 121-9	4:55.0/589/5263		11
Darryl Stickles (WOSC)	11.7/663	5.22/425/1088	11.88/599/1687	1.76/593/2280	53.3/663/2943	10th place	
	15.6/757/3694 6	31.92/502/4196 104-9	38-11 3/4 3.85/574/4772 12-7 ¹ / ₂	5-9 1/4 45.51/522/5294 144-3	4:47.5/634/5928		4
Dan Thomas (Wil)	11.7/663	5.65/512/1175	10.02/487/1662	1.73/569/2231	53.1/671/2902	11th place	
	15.9/717/3619 8	27.58/417/4036 90-6	32-10 1/2 2.80/304/4345 4-2 ³ / ₄	5-8 37.72/409/4754 123-9	4:34.0/719/5473		10
Tim Rupp (SOSC)	11.3/744	5.57/496/1240	7.99/366/1606	1.73/569/2175	53.3/663/2838	12th place	
	15.4/774/3612 9	18.58/246/3858 60-11 ¹ / ₂	26-2 3/4 2.69/254/4142 8-9 ³ / ₄	5-8 29.16/287/4429 95-8	5:26.3/445/4847		14
Kevin Taylor (SOSC)	11.8/643	5.53/487/1130	10.04/488/1618	1.79/619/2237	55.9/558/2795	13th place	
	15.5/762/3557 11	29.72/459/4016 97-6	32-11 1/2 4.56/778/11794 14-11 ¹ / ₂	5-10 1/2 41.43/466/5260 136-6	5:28.6/406/5666		7

Dale Huemoeller (NNC)	11.9/624	5.62/506/1130	8.67/406/1536	1.79/619/2155	54.4/617/2772	14th place
	17.2/579/3357 14	26.90/404/3755 88-3 13	28-5 1/2 8-2 11	5-10 1/2 40.54/450/4445 133-0 13	5:19 1/4/55/4400	17
Jim Block (BOSC)	11.9/624	5.36/453/1077	11.80/594/1671	1.70/544/2215	56.5/535/2750	15th place
	19.7/354/3104 15	28.96/444/3548 95-0 14	38-8 3/4 12-3 1/2	5-7 173-7 11	5:34 7/378/5107	12
Rod Eakin (GF)	20.6/0	withdrew				

Heptathlon	100HH L.J.	H.J. Jav.	S.P. 800m	200m Total	
Sharon Jensen (WOSC)	15.4/759	1.65/795/1554	9.56/501/2055	26.2/759/2814	1st place
	5.26/631/3445 17-3	28.52/444/3894 43-7	2:25.0/757/	4651	<u>1st place</u>
Shannon Gates (SOSC)	17.0/570	1.50/621/1191	9.53/499/1690	27.6/643/2333	2nd place
	4.64/464/2797 15-2 3/4 2	45.26/768/3565 148-6 2	2:49.0/474/	4039	<u>2nd place</u>
Lenore Wallace (SOSC)	15.5/746	1.32/429/1175	7.46/365/1540	28.0/612/2152	3rd place
	4.10/333/2485 13-5 1/4 6	21.64/320/2855 71-3 1/4 6	2:39.2/582/	3387	<u>6th place</u>
Carole Jones (SOSC)	18.5/215	1.44/555/970	9.12/472/1442	27.7/636/2078	4th place
	4.82/511/2589 15-9 3/4 3	22.55/334/2925 73-11 3/4 4	2:37.3/640/	3565	<u>4th place</u>
Val White (Lin)	16.6/615	1.44/555/1170	6.14/280/1450	28.3/589/2039	5th place
	4.59/451/2490 15-3 1/4 5	23.50/354/2874 77-1 1/4 5	2:34 6/636/	3480	<u>5th place</u>
Stacey Lee (Lin)	18.0/464	1.47/588/1052	8.02/401/1453	28.4/581/2034	6th place
	4.27/371/2405 14-0 7	18.61/263/2668 61-3 1/4 7	2:38.0/546/	3264	<u>7th place</u>
Shelly Woodside (Lin)	19.8/299	1.38/491/790	9.16/475/1265	26.9/700/1965	7th place
	5.11/589/2554 16-4 1/4 7	24.98/382/2936 81-11 1/2 3	2:33.9/645/	3608	<u>3rd place</u>
Dianne Plagge (WOSC)	20.4/251	1.62/759/1010	7.91/394/1404	31.0/399/1803	8th place
	3.97/304/2104 13-1 1/4 8	17.70/246/2350 58-1 8	2:53.7/429/	2779	<u>8th place</u>

1987 NAIA District 2 Decathlon/Heptathlon
April 20-21

Decathlon	100m 110HH	L.J. Dis.	S.P. P.V.	H.J. Jav.	400m 1500m	Total	
Shawn Steen (BOSC)	11.8/643	6.32/657/1300	10.26/501/1801	2.00/803/2604	52.4/701/3305	1st place	
	15.7/140/404 ₁	27.84/422/4467 91-4	3.23/413/4880 10-7	37.25/431/5311 125-4	4.40.1/680/5991		2
Mike Gilbert (MHC)	11.4/723	6.00/587/1910	10.19/497/1807	1.82/644/2451	49.2/845/3296	2nd place	
	17.0/579/3875 ₃	31.04/485/4380 101-10	4.24/691/5071 13-11 1/4	40.79/541/5612 153-6	4:45.8/644/6256		1
Kurt Bargett (WOSC)	11.0/808	6.28/648/1456	10.25/501/1957	1.76/593/2550	51.5/741/3291	3rd place	
	16.4/641/3932 ₂	23.82/344/4276 78-1 1/4	3.33/439/4715 10-11	45.53/523/5238 149-4	4:50.3/617/5855		5
Bob Cornes (WOSC)	11.5/703	6.28/648/1351	9.22/439/1790	1.88/696/2486	54.5/613/3099	4th place	
	15.4/774/3873 ₄	27.08/407/4280 89-10	3.03/364/4144 9-11 1/4	34.17/358/5002 112-0	5:01.7/550/5552		4
Dwight French (WOSC)	11.7/663	6.19/628/1291	9.17/436/1727	1.88/696/2423	53.2/667/3090	5th place	
	16.5/652/3742 ₅	25.24/372/4114 82-10	2.69/284/4398 8-9 3/4	50.08/590/4988 164-4	4:45.5/646/5634		8
David Nickell (GP)	11.9/624	6.20/630/1254	12.72/650/1904	1.79/619/2523	55.7/565/3088	6th place	
	11.1/529/3677 ₇	35.20/568/4215 115-6	4.8 3/4 3.53/490/4735 11-7	5-10 1/2 50.66/598/5333 166-3	4:52.0/607/5977		3
Scott Healy (Wil)	11.6/683	5.87/559/1242	8.92/421/1663	1.54/749/2412	54.6/609/3021	7th place	
	18.2/453/3504 ₁₂	28.68/439/3943 94-4	3.75/549/4492 12-3 1/2	48.37/564/5056 158-8	4:47.3/635/5691		6
Clint McClellan (SOSC)	11.9/624	5.64/510/1134	13.11/674/1808	1.70/544/2352	54.2/626/2978	8th place	
	18.9/420/3398 ₁₃	nm/0/3398 15	3.23/413/3511 10-7	34.20/359/4170 112-2	4:50.2/617/4787		15
Brad Melendy (Lin)	11.7/663	5.94/574/1237	8.84/416/1653	1.76/593/2246	52.1/714/2960	9th place	
	16.8/620/3580 ₁₀	27.24/410/3990 89-3	2.69/284/4274 8-9 3/4	37.18/400/4674 121-9	4:55.0/584/5263		11
Darryl Stickles (WOSC)	11.7/663	5.22/425/1088	11.88/599/1687	1.76/593/2280	53.3/663/2943	10th place	
	15.6/751/3694 ₆	31.92/502/4196 104-9	3.85/576/4772 12-7 1/2	45.51/522/5294 149-3	4:47.5/634/5928		4
Dan Thomas (Wil)	11.7/663	5.65/512/1175	10.02/487/1662	1.73/569/2231	53.1/671/2902	11th place	
	15.9/717/3619 ₈	27.58/417/4036 90-6	2.80/309/4345 9-2 3/4	37.72/409/4754 123-9	4:34.0/719/5473		10
Tim Rupp (SOSC)	11.3/744	5.57/496/1240	7.99/366/1606	1.73/569/2175	53.3/663/2838	12th place	
	15.4/777/3612 ₉	18.58/246/3858 60-11 1/2	2.69/284/4142 8-9 3/4	29.16/287/4429 95-8	5:26.3/488/4847		14
Kevin Taylor (SOSC)	11.8/643	5.53/487/1130	10.04/488/1618	1.79/619/2237	55.9/558/2795	13th place	
	15.5/762/3557 ₁₁	29.72/459/4016 97-6	4.56/776/4794 14-11 1/2	41.63/466/5260 136-6	5:28.6/406/5666		7

LINFIELD TRACK AND FIELD

April 25, 1987

MEN

TEAM SCORES

Scoring 5, 3, 2, 1
relays 5, 3, 2

EVENT: Hammer

Place	Name	Time/Ht/Dist.	School
1.	Doug Dean	162'-8"	Lin
2.	Mike Watts	151'-1 1/2"	GF
3.	Kyle Kobow	148-8 1/2	Lin
4.	Scott Hartmann	140-4 1/2	CC
5.	Dave Elkins	132-9	GF
6.	Tony Truax	131-3	Lin
7.	Terry Prestianni	113-3 1/2	Lin
8.			

PSU	Chem	GFC	Lin	
0	1	3	7	
0	1	3	7	

EVENT: Shot Put

Place	Name	Time/Ht/Dist.	School
1.	Mike Watts	43-10	GF
2.	Scott Hartmann	40- 1/2"	CC
3.	Kyle Kobow	40-0	Lin
4.	John Weeks	38-7 1/2	Lin
5.			
6.			
7.			
8.			

PSU	Chem	GFC	Lin	
0	3	5	3	
0	4	8	10	

EVENT: 10,000 m

Place	Name	Time/Ht/Dist.	School
1.	John Weisel	33:44.6	Lin
2.	Bob Frost	35:52.8	Lin
3.	Kevin Rice	40:39.4	CC
4.			
5.			
6.			
7.			
8.			

PSU	Chem	GFC	Lin	
0	2	0	8	
0	6	8	18	

EVENT: Long Jump

Place	Name	Time/Ht/Dist.	School
1.	P.J. Conrad	21-11	Lin
2.	Mike Lewelling	20-9 3/4	CC
3.	Dave Mueller	19-10 1/4	3 GF
4.	John Albrecht	19-8 1/4	Lin
5.	Brad Melendy	19-7 1/2	Lin
6.	Jim Martin	19- 1/2	CC
7.	John Mina	17-10 1/2	CC
8.			

PSU	Chem	GFC	Lin	
0	3	2	6	
0	9	10	24	

EVENT: 400m. relay

Place	Name	Time/Ht/Dist.	School
1.	Onua, Mueller, Conley, Cummins	43.6	GF
2.	Campbell, Howell, Young, Doherty	43.9	PSU
3.	Rogers, Anderson, Marsters, Ewing	44.0	Lin
4.	Lewelling, Martin, Lambert, Peters	NT disc	Chem
5.			
6.			
7.			
8.			

PSU	Chem	GFC	Lin	
3	0	5	2	
3	9	15	26	

LINFIELD TRACK AND FIELD

April 25, 1987

MEN

Scoring 5, 3, 2, 1
 relay 5, 3, 2

EVENT: 1500 m.

Place	Name	Time/Ht/Dist.	School
1.	Eric Kelso	4:03.5	CC
2.	Dan Tom	4:09.2	LIN
3.	Tony Cantwell	4:14.5	PSU
4.	Frank Voth	4:19.8	CC
5.	Ken Bell	4:22.9	PSU
6.	Joe Paterhall	4:24.0	PSU
7.			
8.			

TEAM SCORES

3				
PSU	Chem	GF	LIN	
2	6	0	3	
5	15	15	29	

EVENT: 110 m. H. Hurdles

Place	Name	Time/Ht/Dist.	School
1.	Adolphus Onua	14.1	GF
2.	Scott Cummins	14.6	GF PR
3.	Scott Young	15.2	PSU
4.	David Hodl	15.9	LIN
5.	Troy Wakefield	16.0	PSU
6.	John Albrecht	16.0	LIN
7.	Brian Grossnicklaus	16.7	LIN
8.			

PSU	Chem	GF	LIN	
2	0	8	1	
7	19	23	30	

EVENT: 400 m.

Place	Name	Time/Ht/Dist.	School
1.	Tim Conley	51.0	GF
2.	Brad Melendy	51.7	LIN
3.	Gary Hardy	52.9	PSU
4.	Tony Cantwell	56.0	PSU
5.			
6.			
7.			
8.			

PSU	Chem	GF	LIN	
3	0	5	3	
10	15	28	33	

EVENT: 100 m. Heat 1

Place	Name	Time/Ht/Dist.	School
1.	Curtis Brown	10.9	LIN
2.	Mark Anderson	11.2	LIN
3.	Mike Lewelling	11.2	CC
4.	Kele Marsters	11.2	LIN
5.	Dave Mueller	11.3	GF
6.			
7.			
8.			

PSU	Chem	GF	LIN	
0	2	0	9	
10	17	28	42	

EVENT: 100 m. Heat 2 (NON-SCORING)

Place	Name	Time/Ht/Dist.	School
1.	Alan Fey	11.4	LIN
2.	Mark Ewing	11.4	LIN
3.	P-J Conrad	11.5	LIN
4.	Van Velarde	12.4	PSU
5.			
6.			
7.			
8.			

PSU	Chem	GF	LIN	
10	17	28	42	

10 17 28 41

LINFIELD TRACK AND FIELD

April 25, 1987

MEN

Scoring 5, 3, 2, 1
relays 5, 3, 2

TEAM SCORES

PSU 10	Chem 17	GF 28	LIN 41
0/10	0/17	5/33	6/47

EVENT: 800 m.

Place	Name	Time/Ht./Dist.	School
1.	Scott Voyles	1:58.9	LIN
2.	Tim Graham	1:59.1	GF
3.	Randy Suigart	1:59.9	GF
4.	Will Stanton	2:01.5	LIN
5.	Greg Kemphorn	2:02.1	PSU
6.	J. D. Vetsch	2:03.1	PSU
7.	Scott Haines	2:06.5	CC
8.	Joe Pattershall	2:08.9	PSU
	Chris Turner	2:09.4	LIN

PSU	Chem	GF	LIN
0/10	0/17	3/36	5/52

EVENT: 400

Place	Name	Time/Ht./Dist.	School
1.	Doug Rogers	55.5	LIN
2.	Scott Cummins	55.8	GF
3.			
4.			
5.			
6.			
7.			
8.			

PSU	Chem	GF	LIN
3/13	0/17	0/36	8/60

EVENT: High Jump

Place	Name	Time/Ht./Dist.	School
1.	Steve Seymour	6-4	LIN
2.	Dan Doherty	6-4	PSU
3.	Lance Hansen	5-10	LIN
4.	Pat Tinnell	5-8	LIN
5.	Pat Keeper	5-8	GF
6.	Brad Melendy	5-8	LIN
7.			
8.			

PSU	Chem	GF	LIN
5/18	0/17	3/39	3/63

EVENT: 200 m.

Place	Name	Time/Ht./Dist.	School
1.	Chad Campbell	22.3	PSU
2.	Tim Conley	22.6	GF
3.	Mark Anderson	22.9	LIN
4.	Kele Marsters	23.0	LIN
5.	Dave Mueller	23.2	GF
6.	Alan Fey	24.2	LIN
7.	Chris Lambert	24.8	LIN
8.			

PSU	Chem	GF	LIN
1/19	5/22	5/44	0/63

EVENT: Pole Vault

Place	Name	Time/Ht./Dist.	School
1.	Doug Peters	14-6	CC
2.	David Elkins	13-0	GFC
3.	David Nickel	12-0	GFC
4.	Van Velarde	12-0	PSU
5.			
6.			
7.			
8.			

PSU	Chem	GF	LIN
1/19	5/22	5/44	0/63

19 22 44 63

LINFIELD TRACK AND FIELD

April 25, 1987

MEN

Scoring 5, 3, 2, 1
relays 5, 3, 2

EVENT: Javelin

Place	Name	Time/Ht/Dist.	School
1.	Mike Watts	181-8	GF
2.	Kent Newberry	180-2 1/2	PSU
3.	John Weeks	178-6	LIN
4.	Sean Coste	174-9	LIN
5.	David Nickell	172-3	GF
6.	Chris Lambert	168-5 1/2	CC
7.	Troy Wakefield	167- 1/2	PSU
8.	Mark Garvey	162- 6	LIN

TEAM SCORES

PSU 19	Chem 22	GF 44	LIN 63
3	0	5	3
22	22	49	66

EVENT: 5000m.

Place	Name	Time/Ht/Dist.	School
1.	Eric Kelso	16:17.5	Chem
2.	Dan Tow	16:21.4	LIN
3.	Trevor Jacobson	16:38.6	LIN
4.	Frank Voth	17:00.0	Chem
5.	Pete Carleson	17:39.3	LIN
6.			
7.			
8.			

PSU	Chem	GF	LIN
0	6	0	5
22	28	49	71

EVENT: 1600m. relay

Place	Name	Time/Ht/Dist.	School
1.	Onua, Swigart, Cummins, Conley	3:29.2	GF
2.	Melendy, Rogers, Voyles, Stanton	3:38.5	LIN
3.	Hansen, Coste, Ewing, Tinnell	3:46.9	LIN (Now scoring)
4.			
5.			
6.			
7.			
8.			

PSU	Chem	GF	LIN
0	0	5	3
22	28	54	74

EVENT: Triple Jump

Place	Name	Time/Ht/Dist.	School
1.	Mike Lewelling	46-8 1/4	Chem
2.	Dan Doherty	45-7 1/2	PSU
3.	Kele Marsters	43-9	LIN
4.	Pat Leeper	40-10	GF
5.	Van Velarde	38-6 1/2	PSU
6.			
7.			
8.			

PSU	Chem	GF	LIN
3	5	1	2
25	33	35	76

EVENT: DISCUS

Place	Name	Time/Ht/Dist.	School
1.	Mike Watts	153-1	GF
2.	Tony Truax	121-5 1/2	LIN
3.	Kyle Kobow	120- 1/2	LIN
4.	Terry Prestianni	115-0	LIN
5.	John Weeks	113-1	LIN
6.	Scott Hartmann	85-8	CC
7.			
8.			

PSU	Chem	GF	LIN
0	0	5	6
25	33	60	82

25 33 60 82

LINFIELD TRACK AND FIELD

April 25, 1987

WOMEN

TEAM SCORES

Scoring 5, 3, 2, 1
(relays) 5, 3, 2

EVENT: Shot Put

Place	Name	Time/Ht/Dist.	School
1.	Betsy Riggs	35-5	CC
2.	Denise Fox	32-9 $\frac{1}{2}$	GF
3.	Heidi Olson	31-8 $\frac{1}{4}$	CC
4.			
5.			
6.			
7.			
8.			

PSU	Chem	GFC	Lin	
0/0	7/7	3/0	0/0	/

EVENT: 10,000 m

Place	Name	Time/Ht/Dist.	School
1.	Kali Haverstock	42:36.2	GF
2.			
3.			
4.			
5.			
6.			
7.			
8.			

PSU	Chem	GFC	Lin	
0/0	0/7	5/8	0/0	/

EVENT: 400 m. relay

Place	Name	Time/Ht/Dist.	School
1.	Kubik, Woodside, Lind, White	50.9	Lin
2.	Whittenhouse, Panther, Nisbitt, Wilson	55.4	CC
3.			
4.			
5.			
6.			
7.			
8.			

PSU	Chem	GFC	Lin	
0/0	3/10	0/8	5/5	/

EVENT: 1500 m

Place	Name	Time/Ht/Dist.	School
1.	Debbie Myra	4:33.5	PSU
2.	Melanie Lockenby	4:57.3	Lin
3.	LeAnn McNerney	5:01.3	PSU
4.	Julie Siler	5:09.1	PSU
5.	Diane Petersen	5:28.4	GF
6.	Pam Calander	5:47.9	CC
7.			
8.			

PSU	Chem	GFC	Lin	
8/8	0/10	0/8	3/8	/

EVENT: 100 m. Hurdles

Place	Name	Time/Ht/Dist.	School
1.	Shelly Woodside	15.0	Lin
2.	Val White	15.7	Lin
3.	Cheryl Wardell	16.5	PSU
4.	Beth Krug	17.3	Lin
5.			
6.			
7.			
8.			

PSU	Chem	GFC	Lin	
2/10	0/10	0/8	9/17	/

LINFIELD TRACK AND FIELD

April 25, 1987

WOMEN

Scoring: 5, 3, 2, 1
relays 5, 3, 2

TEAM SCORES

PSU 10	Chem 10	GF 8	LIN 17	
5 / 15	1 / 11	2 / 10	3 / 20	

EVENT: Javelin

Place	Name	Time/Ht/Dist.	School
1.	Heidi Benson	148-7	PSU
2.	Kim Hater	141-5 1/2	Lin
3.	Denise Fox	134-0	GF
4.	Betsy Riggs	124-8 1/2	CC
5.	Katie Wambaugh	118-4	Lin
6.	Corine Coste	98-4 1/2	Lin
7.	Heidi Olson	102-1	CC
8.	Charissa Eggleston	90-11	Lin
	Tina Stevens	85-7	LIN

PSU	Chem	GF	LIN	
3 / 18	0 / 11	7 / 17	1 / 21	

EVENT: 400m

Place	Name	Time/Ht/Dist.	School
1.	Marta Shields	1:00.8	GF
2.	Cheryl Wardell	1:01.1	PSU
3.	Melaine Springer Melaine Springer	1:01.8	GF
4.	Stacey Lee	1:04.0	LIN
5.	Debbie Panther	1:04.4	CC
6.	Melaine Springer	1:06.1	GF
7.	Sharon Rittenhouse	1:06.3	CC
8.			

PSU	Chem	GF	LIN	
0 / 18	5 / 16	0 / 17	5 / 26	

EVENT: 100M

Place	Name	Time/Ht/Dist.	School
1.	Kathy Kubik	12.6	Lin
2.	Sandy Wilson	13.3	CC
3.	Kim Nisbitt	16.2	CC
4.			
5.			
6.			
7.			
8.			

PSU	Chem	GF	LIN	
0 / 18	2 / 18	0 / 17	8 / 34	

EVENT: Long Jump

Place	Name	Time/Ht/Dist.	School
1.	Lisa Lind	16-14	Lin
2.	Val White	15-11 1/2	Lin
3.	Sharon Rittenhouse	14-8 3/4	CC
4.			
5.			
6.			
7.			
8.			

PSU	Chem	GF	LIN	
0 / 18	0 / 18	3 / 21	7 / 41	

EVENT: High Jump

Place	Name	Time/Ht/Dist.	School
1.	Lisa Lind	5-2	Lin
2.	Sue Woolsey	5-2	GF
3.	Stacey Lee	5-0	Lin
4.			
5.			
6.			
7.			
8.			

LINFIELD TRACK AND FIELD

April 25, 1987

WOMEN

EVENT: 200 m.

Place	Name	Time/Ht/Dist.	School
1.	Marta Shields	26.3	GF
2.	Cheryl Wardell	26.9	PSU
3.	Kathy Kubik	27.2	LIN
4.	Elaine Haworth	27.8	GF
5.	Sharon Rittenhouse	28.1	CC
6.	Debbie Panther	28.2	CC
7.			
8.			

TEAM SCORES

PSU	Chem	GF	LIN	CC
3	0	6	1	
21	18	27	42	

EVENT: 3000 m.

Place	Name	Time/Ht/Dist.	School
1.	Debbie Myra	9:50.6	PSU
2.	Angela Thatcher	10:39.1	LIN
3.	Natline Price	11:10.5	LIN
4.	Teresa Beeman	11:14.9	LIN
5.			
6.			
7.			
8.			

PSU	Chem	GF	LIN	CC
5	0	0	6	
26	18	27	48	

EVENT: 1600 m. relay

Place	Name	Time/Ht/Dist.	School
1.			4.21.6 GF
2.			
3.			
4.			
5.			
6.			
7.			
8.			

PSU	Chem	GF	LIN	CC
0	0	5	0	
26	18	32	48	

EVENT: Triple Jump

Place	Name	Time/Ht/Dist.	School
1.	Shelly Weedsie	35-11 1/2	LIN
2.	Stacey Lee	33-10 3/4	LIN
3.			
4.			
5.			
6.			
7.			
8.			

PSU	Chem	GF	LIN	CC
0	0	0	8	
26	18	32	56	

EVENT: Discus

Place	Name	Time/Ht/Dist.	School
1.	Joyce Watson	117-1	CC
2.	Charissa Eggleston	113-0	CC
3.	Heidi Olson	110-3	CC
4.	Katie Wambach	80-4	LIN
5.			
6.			
7.			
8.			

PSU	Chem	GF	LIN	CC
0	10	0	1	
26	28	32	57	

26 28 32 57



George Fox College/University of Puget Sound

Newberg, Oregon

April 18, 1987

Scoring: 5-3-0
Relays 5-0

1:00 HAMMER THROW: Phinney UPS (156-7); Watts GF (148-10)
Elkins GF (141-3); Clifford UPS (115-9)

1:00 SHOT PUT - Women: (Men follow) Sanders UPS (33-9 3/4); Fox GF
(36-0); O'Herin UPS (40-9 3/4)

SHOT PUT - Men: Watts GF (45-10 1/2); Phinney UPS (40-10)
Nickell GF (39-9); Clifford UPS (31-3)

1:00 LONG JUMP - Men: (Women follow) Mueller GF (19-4); Mitchell UPS
(19-5); Mapes UPS (20-1); Sanchez UPS (20-4)

LONG JUMP - Women: Perry UPS (14-8 1/2); Kusler UPS (15-6 1/2)

1:00 HIGH JUMP - Women: (Men follow) Perry UPS (nm); Kusler UPS (5-0)
Woolsey GF (5-0)

HIGH JUMP - Men: Leeper GF (5-8); Mapes UPS (5-8); Brendel UPS (6-0)

1:15 POLE VAULT: Elkins GF (nh); Brendel UPS (nh); Nickell GF (11-6)
Eakin GF (14-0)

After HT JAVELIN - Women: (Men follow) Fox GF (142-7); Perry UPS (149-2)

JAVELIN - Men: Nickell GF (190-6); Watts GF (185-4); Mueller GF
(162-7); Phinney UPS (154-3); Brendel UPS (149-11); Clifford UPS
(129-11)

After LJ TRIPLE JUMP - Men: (Women follow) Christy GF (35-3); Mitchell
UPS (39-8); Leeper GF (42-1); Mapes UPS (43-6)

TRIPLE JUMP - Women:

After SP DISCUS - Men: (Women follow) Clifford UPS (87-9); Brendel UPS
(106-1); Nickell GF (122-0); Phinney UPS (122-10); Watts GF (151-5)

DISCUS - Women: Sanders UPS (98-0); O'Herin UPS (133-11)

2:15 400m RELAY - Women: 4: UPS

400m RELAY - Men: 3: UPS 4: GFC (Mueller, Cummins, Eakin, Onua)

GEORGE FOX COLLEGE/UNIVERSITY OF PUGET SOUND

Newberg, Oregon
April 18, 1987

EVENT	PLACE	SCHOOL	TIME/DISTANCE	POINTS	GFC	UPS
SHOT PUT	1st	Amy O'Herin	UPS	37' 11"	5	
	2nd	Denise Fox	<u>GFC</u>	33' 4"	3	
	3rd	Sherri Sanders	UPS	32' 9"	1	3/3 6/6
HIGH JUMP	1st	Mary Kusler	UPS	5' 2"	5	
	2nd	Sue Woolsey	<u>GFC</u>	5' 2" *	3	3/6 5/11
LONG JUMP	1st	Patricia Whiteaker	UPS	16' 3 1/2"	5	0/6 5/16
TRIPLE JUMP	1st	Patty Dukeminier	UPS	30' 1"	5	0/6 5/21
JAVELIN	1st	Patricia Perry	UPS	136' 4"	5	
	2nd	Denise Fox	<u>GFC</u>	129' 7"	3	3/9 5/26
400m Relay	no finish					
1500m	1st	Andrea Perry	UPS	4:56.5	5	
	2nd	Heidi Wendell	UPS	5:01.0	3	0/9 8/34
100m HH	1st	Mary Kusler	UPS	15.3	5	0/9 5/39
400m	1st	Marta Shields	<u>GFC</u>	1:00.7	5	
	2nd	Rennie Cohan	UPS	1:01.4	3	
	3rd	Patricia Dukeminier	UPS	1:03.4	1	5/14 4/43
100m	1st	Patricia Whitaker	UPS	12.8	5	
	2nd	Karen Boerger	UPS	13.0	3	
	3rd	Teresa Donnelly	UPS	13.5	1	0/14 9/52
200m	1st	Marta Shields	<u>GFC</u>	26.7	5	
	2nd	Patrice Whitaker	UPS	26.8	3	
	3rd	Karen Boerger	UPS	27.8	1	5/19 4/56
800m	1st	Emily Smith	UPS	2:21.0	5	
	2nd	Melanie Springer	<u>GFC</u>	2:21.6	3	
	3rd	Maureen Hankinson	UPS	2:24.6	1	3/22 6/62
400m IH	1st	Mary Kusler	UPS	1:03.8	5	0/22 5/67
3000m	1st	Molly Ostland	UPS	10:41.0	5	
	2nd	Heidi Wendel	UPS	11:05.3	3	
	3rd	Michelle Lang	<u>GFC</u>	11:46.7	1	1/23 8/75

2 P mats
A mats + hand

Discus	1st	Amy O'Herin	UPS	124'4"	5		
	2nd	Sherri Sanders	UPS	97'1"	3		
	3rd	Beth Druffel	UPS	87'8"	1	0/23	9/84
1600m Relay	1st	Holleman, Anderson Dukeminier, Kyster	UPS	4:12.7	5	0/23	5/89
	2nd	Whitaker, Smith Cohen, Donnelly	UPS	4:49.0			

GEORGE FOX COLLEGE/UNIVERSITY OF PUGET SOUND

NEWBERG, OREGON

April 18, 1987

EVENT	PLACE	SCHOOL	TIME/DISTANCE	PLACE	GFC	UPS
HAMMER THROW	1st	Ray Phinney	UPS 158' 5"	5		
	2nd	Mike Watts	GFC 147' 2"	3		
	3rd	Dave Elkins	GFC 134' 6"	1	4/4	5/5
LONG JUMP	1st	Dave Mueller	GFC 20' 1"	5		
	2nd	Phil Sanchez	UPS 19' 11"	3		
	3rd	Kevin Mapes	UPS 19' 9 1/2"	1	5/9	4/9
POLE VAULT	1st	David Nickel	GFC 11' 0"	5	5/14	0/9
HIGH JUMP	1st	Brian Brendel	UPS 5' 10"	5		
	2nd	Pat Leeper	GFC 5' 8"	3		
	3rd	Kevin Mapes	UPS 5' 8"	1	3/17	6/15
SHOT PUT	1st	Mike Watts	GFC 42' 1 1/2"	5		
	2nd	David Nickell	GFC 39' 10 1/2"	3		
	3rd	Ray Phinney	UPS 39' 2 1/2"	1	8/25	1/16
400m RELAY	1st	Adams Henney Sanchez Mitchell	UPS 45.5	5	0/25	5/21
1500m	1st	Randy Swigart	GFC 4:12.1	5		
	2nd	Mark Brenna	UPS 4:15.8	3		
	3rd	David Gallagher	UPS 4:34.9	1	5/30	4/25
110m HH	1st	Adolphus Onua	GFC 14.5	5		
	2nd	Scott Cummins	GFC 15.2	3		
	3rd	Rod Eakin	GFC 16.2	1	9/39	0/25
TRIPLE JUMP	1st	Kevin Mapes	UPS 41' 9 3/4"	5		
	2nd	Pat Leeper	GFC 39' 7 1/4"	3	3/42	5/30
JAVELIN	1st	Dave Nickell	GFC 178'	5		
	2nd	Mike Watts	GFC 173' 7"	3		
	3rd	David Mueller	GFC 142' 2"	1	9/51	0/30
400m	1st	Tracy Daugherty	UPS 49.4	5		
	2nd	Tim Conley	GFC 49.7	3	3/54	0/30
	3rd	Phil Sanchez	UPS 55.8	1		
100m	1st	Adolphus Onua	GFC 10.9	5		
	2nd	David Mueller	GFC 11.1	3		
	3rd	Dexter Mitchell	UPS 11.7	1	8/62	1/37
800m	1st	Thayne Chaummell	UPS 1:58.5	5		
	2nd	Randy Swigert	GFC 1:59.4	3	4/66	5/42
	3rd	Tim Graham	GFC 2:02.8	1		

100m IH	1st	Scott Cummins	GFC	.56.2	5		
	2nd	Brian Brendel	UPS	.56.3	3		
	3rd	Pat Leeper	GFC	1.03.4	1	6/72	3/45
200m	1st	Tracy Daugherty	UPS	22.3	5		
	2nd	Tim Conley	GFC	22.4	3		
	3rd	David Mueller	GFC	23.4	1	4/76	5/50
discus	1st	Mike Watts	GFC	137'6"	5		
	2nd	David Nickell	GFC	123'3"	3		
	3rd	Chris Clifford	UPS	89'1"	1	8/84	1/51
1000m	1st	Mark Grennan	UPS	16:24.1	5		
	2nd	David Gallagher	UPS	17:39.7	3	0/84	8/59
600m Relay	1st	GFC (Onua, Eakin Cummins, Conley)	GFC	3:24.4	5		
	2nd	UPS (Sanchez Brendal, Daugherty Chammell)	UPS	3:24.6	0	5/89	0/59

(at Whittier)
57.3

22.4

P.R. good

Season best

26.9 best week

*GFC = 10 1st
10 2nd
6-30*

*UPS = 8 1st
5 2nd
7 3rd*

*2 sweeps
3 1-2's*

*Watts 3 5 3 5 = 16 **
Elkins 1 = 1
Muelba 5 3 1 = 10
*Nubel 5 3 5 3 = 16 **
Leeper 3 3 1 = 7
Smyth 5 3 = 8
Onua 5 5 1.5 = 11.5
Cremis 3 5 1.5 = 9.5
Eakin 1 1.5 = 2.5
Conley 3 3 1.5 = 7.5
Chammell 1 = 1

EVENT	PLACE	SCHOOL	TIME/DISTANCE	POINTS	GFC	L&C	ALUM
10m HH	1st Adolphus Onua	GFC	14.74	5			
	2nd Scott Cummins	GFC	15.39	3			
	3rd Dave Kelley	L&C	16.38	1	8/33	1/35	
00m	1st Tim Conley	GFC	50.97	5			
	2nd Mark Caine	L&C	51.27	3	5/38	3/38	
00m	1st Dave Mueller	GFC	11.96	5			
	2nd Ken Ouellette	L&C	12.29	3			
	3rd Jeff Hoats	L&C	12.45	1	5/43	4/42	
RAVELIN	1st Mike Watts	GFC	175'7"	5			
	2nd Dave Nickal	GFC	160'7"	3			
	3rd Dave Mueller	GFC	147'1"	1			
	Eb Buck	Alum	185'4"		9/52	0/42	
00m	1st Ron Ares	L&C	2:00.56	5			
	2nd Duke Ritenhouse	L&C	2:02.19	3			
	3rd Randy Swigart	GFC	2:02.28	1			
	Kevin Ball	Alum	2:01.68		1/53	8/50	
00m IH X	1st Scott Cummins	GFC	58.19	5			
	2nd Pat Leeper	GFC	1:07:07	3	8/61	0/50	
00m	1st Mark Caine	L&C	23.32	5			
	2nd Tim Conley	GFC	23.56	3			
	3rd Dave Mueller	GFC	24.63	1	4/65	5/55	
TRIPLE MP	1st Ken Ouellette	L&C	42'4"	5			
	2nd Pat Leeper	GFC	40'3"	3			
	3rd Del Christy	GFC	35'2 3/4"	1			
	Wendell Otto	Alum	42'9"				
	Dave Wilkinson	Alum	40'7 1/2"				
	Keith Wigley	Alum	40' 3 1/2"		4/69	5/60	
00m	1st Randy Swigert	GFC	18:30.07	5	5/74	0/60	
00m LAY	1st Mueller	GFC	3:31.74	5			
	Conley Eakin Onua				5/79	0/60	
SCUS	1st Mike Watts	GFC	151'5"	5			
	2nd Tom Snider	L&C	101'9"	3			
	3rd Deon Waldow	L&C	98'2"	1			
	Steve Curtis	Alum	129.7				
	Nathan Whitham	Alum	123				
	Paul Maddox	Alum	119.6		5/84	4/64	

GEORGE FOX COLLEGE/LEWIS & CLARK COLLEGE

BRUIN ALUMNI

Newberg, Oregon
April 11, 1987

EVENT	PLACE	SCHOOL	TIME/DISTANCE	POINTS	GFC	L&C	ALUM
LONG JUMP	1st	Ken Ouellette	L&C	21' 1/2"	5		
	2nd	Dave Mueller	GFC	19' 4"	3		
	3rd	Rod Eakin	GFC	18' 6"	1	4/4	5/5
HAMMER THROW		Dave Elkins	GFC	135' 11"	5	5/9	0/5
		Steve Curtis	Alum	149' 1"			
		Nathan Whitman	Alum	137' 7"			
SHOT PUT	1st	Tom Snider	L&C	33' 4"	5		
	2nd	Dave Nickell	GFC	36' 9"	3		
	3rd	John Telesmanich	L&C	34' 5"	1	3/12	6/11
100m CLAY	1st	Dave Mueller					
		Scott Cummins					
		Rod Eakin					
		Adolphus Onua	GFC	44.2	5	5/17	0/11
MILE WULT	1st	Nick Rinard	L&C	12'	5	0/17	5/16
		Keith Wigley	GFC alum	13' 6"			
100m PEOPLE BASE	1st	Carlo Abbruzzesse	L&C	9:39.2	5		
	2nd	Jamie Gonzales	L&C	9:45.1	3		
	3rd	Jim Lakamora	L&C	10:25.4	1	0/17	9/25
100m	1st	Ron Ares	L&C	4:07.59	5		
	2nd	Bob Harris	L&C	4:09.46	3		
	3rd	Duke Ritenhouse	L&C	4:16.00	1	0/17	9/34
50m MP	1st	Pat Leeper	GFC	5' 6"	5		
	2nd	David Nickell	GFC	5' 6"	3		
		Keith Wigley	Alum	5' 10"			
		Dave Wilkinson	Alum	5' 8"		8/25	0/34

GEORGE FOX COLLEGE/LEWIS & CLARE COLLEGE

GRUIN ALUMNI

Waukegan, Oregon
April 11, 1987

WOM	PLACE	SCHOOL	TIME/DISTANCE	FOURTH	GFC	L&C	ALL
1981 FOT	1st Paige Daugherty	L&C	42'9"	5			
	2nd Denaise Fox	GFC	54'	3			
	3rd Leslie Johnson	L&C	27'	1	3/3		
1981 100M	1st Amy Bolger	L&C	5'2"	5			
	2nd Sue Woolsey	GFC	5'0"	3			
	3rd Krys Duncan	L&C	4'8"	1	3/6	5/1	
1981 200M	1st Liz Ardinger						
	Amy Bolger						
	Kari Larsen						
	Nicole Perry	L&C	1:50.8	3	0/6	3/11	
1981 400M	1st Sharon Reaney	L&C	15'11 1/2"	5			
	2nd Amy Bolger	L&C	14'2"	3			
	3rd Krys Duncan	L&C	14'3/4"	1	0/6	0/26	
1981 800M	1st Jeannine Lamm	L&C	5:02.87	5			
	2nd Malinda Springer	GFC	5:24.07	3			
	3rd Michelle Lang	GFC	5:31.39	1	1/1	3/31	
1981 1600M	1st Liz Ardinger	L&C	10:18	5			
	2nd Jennifer Farnie	L&C	11:31	3	0/10	8/29	
1981 3200M	1st Nicole Perry	L&C	57:74	5			
	2nd Marta Shields	GFC	1:02:03	3			
	3rd L/C Finally	L&C	1:03:42	1	3/13	8/43	
1981 6400M	1st Denaise Fox	GFC	<u>135'</u>	5			
	2nd Leslie Johnson	L&C	128'2"	3	3/13	8/18	

EVENT	PLACE	SCHOOL	TIME/DISTANCE	POINTS	GFC	L&C	ALLEN
00m	1st Karl Larson	L&C	2:25.2	5			
	2nd Melanie Springer	GFC	2:30.6	3	3/21	5/53	
00m IH	1st Michelle Lang	GFC	1:22.0	5	5/26	0/53	
00m	1st Nicole Perry	L&C	26.66	5			
	2nd Martha Shields	GFC	27.44	3			
	3rd Liz Ardinger	L&C	28.62	1	3/29	0/59	
RIFLE UMP	1st Amy Bolger	L&C	32'6"	5			
	2nd Kris Duncan	L&C	32'4 3/4"	3	0/29	3/67	
000a	1st Diank Petersen	GFC	11:59.38	5			
	2nd Kali Haverstock	GFC	12:06.24	3			
	3rd Michelle Lang	GFC	N.T.	1	9/38	0/67	
000a SLAT	1st Lewis & Clark	L&C	4:12.39	5	0/38	3/72	
ASCUS	1st Paige Daugherty Debra W. Wenzelburg	L&C L&C	113'-0" 113'7"	5	0/38	3/77	

118-9

FOX 3 5 8
 Wolley 3 3
 Spyer 3 3 6
 Shults 3 3 6
 Juny 5 1 = 6

GEORGE FOX COLLEGE
1987
Bruin Track & Field Standards*

1-21-87

MEN			EVENT	WOMEN		
GFC	District	National		GFC	District	National
11.5	11.3	10.5	100	14.0	13.2	12.0
23.5	22.9	21.4	200	29.0	27.2	24.7
50.5	50.6	47.8	400	65.0	1:04.2	56.6
2:00	1:58.3	1:51.3	800	2:35	2:23.1	2:14.8
4:10	4:03	3:50.2	1500	5:30	5:00	4:39.6
10:30	9:52.9	9:16.7	Steeple	--	--	--
--	--	--	3000	12:10	11:00	10:15.0
16:35	15:23.8	14:36.2	5000	none	19:12.3	17:52.5
34:30	33:00.3	30:40.0	10,000	none	43:57.8	37:55.0
16.5	16.0	14.4	100/110 H	19.0	17.3	14.5
60.0	57.3	52.4	1H/400 H	1:18	1:13.3	1:03.7
5-8	6-1	6-10 3/4	HJ	4-6	4-11	5-6
		(open at 6-10)				(open at 5-6)
20-0	21-5	23-23-10	LJ	14.0	15-10	18-6
39-6	42-8	48-7 1/4	TJ	none	30-10	36-6
10-6	13-0	15-6 1/2	PV	--	--	--
		(open at 15-0)				
39-0	46-8	54-3 1/4	Shot	30	35-0	43-3
110	140-1	160-0	Discus	90	112-9	138-0
150	172-6	205-0	Javelin	90	118-9	138-9
100	145-5	172-0	Hammer	--	--	--
		(175)				
none	none	51:30.0	10K Walk	--	--	--
none	none	6767	Decath/Hep	none	none	4800
		(top 16)				(top 16)
none	none	2:31	Marathon	none	none	3:30.0
none	Top 8	41.6	4 x 100	none	Top 8	48.6
none	Top 8	3:15.3	4 x 400	none	Top 8	3:54.5
--	--	--	800 Medley	none	Top 8	1:47.9
Prior to comp.	Once	+ Twice & District Champion	Standard to be met	Prior to comp.	Once	+ Twice & District Champion

* All Marks Hand Timed
- High on National list

1-800-452-2511
 1-800-452-1420

GEORGE FOX COLLEGE/LEWIS & CLARK COLLEGE

BRUIN ALUMNI

Newberg, Oregon
 April 11, 1987

EVENT	RACE	SCHOOL	TIME/DISTANCE	POINTS	GFC	L&C	ALUM
LONG JUMP	1st Ken Ouellette	L&C	21'3"	5			
	2nd Dave Mueller	GFC	19'4"	3			
	3rd Rod Eakin	GFC	18'6"	1	4/4	5/5	
HAMMER THROW	1st Dave Elkins	GFC	135'11"	5	5/9	0/3	
	Steve Curtis	Alum	149'1"				
	Nathan Whitson	Alum	137'7"				
SHOT PUT	1st Tom Snider	L&C	38'4"	5			
	2nd Dave Nickall	GFC	38'8"	3			
	3rd John Telesmanich	L&C	34'5"	1	3/12	6/11	
100m CLAY	1st Dave Mueller						
	Scott Cummins						
	Rod Eakin						
	Adolphus Onua	GFC	:44.2	5	5/17	0/11	
50m MULT	1st Nick Rinard	L&C	12"	5	0/17	5/16	
	Keith Wigley	GFC	13'6"				
100m PEOPLE BASE	1st Carlo Abbruzzesse	L&C	9:39.2	5			
	2nd Jamie Gonzales	L&C	9:45.1	3			
	3rd Jim Lakemora	L&C	10:25.4	1	0/17	9/25	
100m	1st Ron Aras	L&C	4:07.59	5			
	2nd Bob Harris	L&C	4:09.46	3			
	3rd Duke Ritenhouse	L&C	4:16.00	1	0/17	9/34	
50m MP	1st Pat Leeper	GFC	5'6"	5			
	2nd David Nickall	GFC	5'6"	3			
	Keith Wigley	Alum	5'10"				
	Dave Wilkinson	Alum	5'8"		8/25	0/34	

EVENT	PLACE	SCHOOL	TIME/DISTANCE	POINTS	GFC	L&C	ALUM
110m BH	1st Adolphus Onua	GFC	14.74	5			
	2nd Scott Cummins	GFC	15.39	3			
	3rd Dave Kelley	L&C	16.38	1	8/33	1/35	
100m	1st Tim Conley	GFC	50.97	5			
	2nd Mark Caine	L&C	51.27	3	5/38	3/38	
100m	1st Dave Mueller	GFC	11.96	5			
	2nd Ken Ouellette	L&C	12.29	3			
	3rd Jeff Hoats	L&C	12.45	1	5/43	4/42	
HAVELIN	1st Mike Watts	GFC	175'7"	5			
	2nd Dave Nickel	GFC	160'7"	3			
	3rd Dave Mueller	GFC	147'1"	1			
	Eb Buck	Alum	185'4"		9/52	0/42	
100m	1st Ron Ares	L&C	2:00.56	5			
	2nd Duke Ritenhouse	L&C	2:02.19	3			
	3rd Randy Swigart	GFC	2:02.28	1			
	Kevin Ball	Alum	2:01.68		1/53	8/50	
100m IH	1st Scott Cummins	GFC	58.19	5			
	2nd Pat Leeper	GFC	1:07.07	3	8/61	0/50	
100m	1st Mark Caine	L&C	23.32	5			
	2nd Tim Conley	GFC	23.56	3			
	3rd Dave Mueller	GFC	24.63	1	4/65	5/55	
TRIPLE JMP	1st Ken Ouellette	L&C	42'4"	5			
	2nd Pat Leeper	GFC	40'3"	3			
	3rd Del Christy	GFC	35'2 3/4"	1			
	Wendell Otto	Alum	42'9"				
	Dave Wilkinson	Alum	40'7 1/2"				
	Keith Wigley	Alum	40' 3 1/2"		4/69	5/60	
100m <i>check</i>	1st Randy Swigart	GFC	18:30.07	5	5/74	0/60	
100m CLAY	1st Mueller Conley Eakin Onua	GFC	3:31.74	5	5/79	0/60	
SCUS	1st Mike Watts	GFC	151'5"	5			
	2nd Tom Snider	L&C	101'9"	3			
	3rd Deon Waldow	L&C	98'2"	1			
	Steve Curtis	Alum	129.7				
	Nathan Whitham	Alum	123				
	Paul Maddox	Alum	119.6		5/84	4/64	

LINFIELD TRACK AND FIELD

April 25, 1987

MEN

1800 452-7511

452-1420

TEAM SCORES

Scoring 5, 3, 2, 1
relays 5, 3, 2

EVENT: Hammer

Place	Name	Time/Ht/Dist.	School
1.	Doug Dean	162'-8"	Lin
2.	Mike Watts	151'-12"	GF
3.	Kyle Kobow	148-8 1/2	Lin
4.	Scott Hartmann	140-4 1/2	CC
5.	Dave Elkins	132-9	GF
6.	Tony Truax	131-3	Lin
7.	Terry Prestianni	113-3 1/2	Lin
8.			

PSU	Chem	GFC	LIN	
0	1	3	7	

EVENT: Shot Put

Place	Name	Time/Ht/Dist.	School
1.	Mike Watts	43-10	GF
2.	Scott Hartmann	40-5"	CC
3.	Kyle Kobow	40-0	Lin
4.	John Weeks	38-7 1/2	Lin
5.			
6.			
7.			
8.			

PSU	Chem	GFC	LIN	
0	4	5	3	10

EVENT: 10,000 m

Place	Name	Time/Ht/Dist.	School
1.	John Weisel	33:44.6	Lin
2.	Bob Frost	35:52.8	Lin
3.	Kevin Rice	40:39.4	CC
4.			
5.			
6.			
7.			
8.			

PSU	Chem	GFC	LIN	
0	2	0	8	18

EVENT: Long Jump

Place	Name	Time/Ht/Dist.	School
1.	P.J. Conrad	21-11	Lin
2.	Mike Lewelling	20-9 3/4	CC
3.	Dave Mueller	19-10 1/4	GF
4.	John Albrecht	19-8 1/4	Lin
5.	Brad Melendy	19-7 1/2	Lin
6.	Jim Martin	19-5	CC
7.	John Mina	17-10 1/2	CC
8.			

PSU	Chem	GFC	LIN	
0	3	2	6	24

EVENT: 400m. relay

Place	Name	Time/Ht/Dist.	School
1.	Onua, Mueller, Conley, Cummins	43.6	GF
2.	Campbell, Howell, Young, Ooherty	43.9	PSU
3.	Rogers, Anderson, Marsters, Ewing	44.0	Lin
4.	Lewelling, Martin, Lambert, Peters	NT disq	Chem
5.			
6.			
7.			
8.			

PSU	Chem	GFC	LIN	
3	0	5	2	26

LINFIELD TRACK AND FIELD

April 25, 1987

MEN

Scoring 5, 3, 2, 1
 relay 5, 3, 2

TEAM SCORES

PSU	Chem	GF	LIN	
2	6	0	3	
5	15	15	29	

EVENT: 1500 m.

Place	Name	Time/Ht/Dist.	School
1.	Eric Kelso	4:03.5	CC
2.	Dan Tow	4:09.2	LIN
3.	Tony Cantwell	4:14.5	PSU
4.	Frank Voth	4:19.8	CC
5.	Ken Bell	4:22.9	PSU
6.	Joe Patershall	4:24.0	PSU
7.			
8.			

PSU	Chem	GF	LIN	
2	0	8	1	
7	15	23	30	

EVENT: 110 m. H. Hurdles

Place	Name	Time/Ht/Dist.	School
1.	Adolphus Onua	14.1	GF
2.	Scott Cummins	14.6	GF
3.	Scott Young	15.2	PSU
4.	David Hodl	15.9	LIN
5.	Troy Wakefield	16.0	PSU
6.	John Albrecht	16.0	LIN
7.	Brian Grossnicklaus	16.7	LIN
8.			

PSU	Chem	GF	LIN	
3	0	5	3	
10	15	28	33	

EVENT: 400 m.

Place	Name	Time/Ht/Dist.	School
1.	Tim Conley	51.0	GF
2.	Brad Melendy	51.7	LIN
3.	Gary Hardy	52.9	PSU
4.	Tony Cantwell	56.0	PSU
5.			
6.			
7.			
8.			

PSU	chem	GF	LIN	
0	2	0	9	
10	17	28	42	

EVENT: 100 m. Heat 1

Place	Name	Time/Ht/Dist.	School
1.	Curtis Brown	10.9	LIN
2.	Mark Anderson	11.2	LIN
3.	Mike Lewelling	11.2	CC
4.	Kele Marsters	11.2	LIN
5.	Dave Mueller	11.3	GF
6.			
7.			
8.			

PSU	chem	GF	LIN	
10	17	28	42	

EVENT: 100 m. Heat 2 (NON-Scoring)

Place	Name	Time/Ht/Dist.	School
1.	Alan Fey	11.4	LIN
2.	Mark Ewing	11.4	LIN
3.	P.J. Conrad	11.5	LIN
4.	Van Velarde	12.4	PSU
5.			
6.			
7.			
8.			

10 17 28 41

LINFIELD TRACK AND FIELD
April 25, 1987

MEN

Scoring 5, 3, 2, 1
relays 5, 3, 2

TEAM SCORES

PSU 10	Chem 17	GF 28	LIN 41	
0/10	0/17	5/33	6/47	

EVENT: 800 m.

Place	Name	Time/Ht/Dist.	School
1.	Scott Voyles	1:58.9	LIN
2.	Tim Graham	1:59.1	GF
3.	Randy Suigart	1:59.9	GF
4.	Will Stanton	2:01.5	LIN
5.	Greg Kempforn	2:02.1	PSU
6.	J.D. Vetsch	2:03.1	PSU
7.	Scott Haines	2:06.5	CC
8.	Joe Pattershall	2:08.9	PSU
	Chris Turner	2:09.4	LIN

PSU	Chem	GF	LIN	
0/10	0/17	3/36	5/52	

EVENT:

Place	Name	Time/Ht/Dist.	School
1.	Doug Rogers	55.5	LIN
2.	Scott Cummins	55.8	GF
3.			
4.			
5.			
6.			
7.			
8.			

PSU	Chem	GF	LIN	
3/13	0/17	0/36	8/60	

EVENT: High Jump

Place	Name	Time/Ht/Dist.	School
1.	Steve Seymour	6-4	LIN
2.	Dan Doherty	6-4	PSU
3.	Lance Hansen	5-10	LIN
4.	Pat Tinnell	5-8	LIN
5.	Pat Keeper	5-8	GF
6.	Brad Melendy	5-8	LIN
7.			
8.			

PSU	Chem	GF	LIN	
5/18	0/17	3/39	3/63	

EVENT: 200 m.

Place	Name	Time/Ht/Dist.	School
1.	Chad Campbell	22.3	PSU
2.	Tim Conley	22.6	GF
3.	Mark Anderson	22.9	LIN
4.	Kele Marsters	23.0	LIN
5.	Dave Mueller	23.2	GF
6.	Alan Fey	24.2	LIN
7.	Chris Lambert	24.8	LIN
8.			

PSU	Chem	GF	LIN	
1/19	5/22	5/44	0/63	

EVENT: Pole Vault

Place	Name	Time/Ht/Dist.	School
1.	Doug Peters	14-6	CC
2.	David Elkins	13-0	GFC
3.	David Nickel	12-0	GFC
4.	Van Velarde	12-0	PSU
5.			
6.			
7.			
8.			

PSU	Chem	GF	LIN	
1/19	5/22	5/44	0/63	

19 22 44 63

LINFIELD TRACK AND FIELD

April 25, 1987

MEN

Scoring 5, 3, 2, 1
relays 5, 3, 2

EVENT: Javelin

Place	Name	Time/Ht./Dist.	School
1.	Mike Watts	181-8	GF
2.	Kent Newberry	180-2 1/2	PSU
3.	John Weeks	178-6	LIN
4.	Sean Coste	174-9	LIN
5.	David Nickell	172-3	GF
6.	Chris Lambert	168-5 1/2	CC
7.	Troy Wakefield	167- 1/2	PSU
8.	Mark Garvey	162- 6	LIN

TEAM SCORES

PSU 17	Chem 22	GF 44	LIN 63	
3	0	5	3	
22	22	49	66	

EVENT: 5000m.

Place	Name	Time/Ht./Dist.	School
1.	Eric Kelso	16:17.5	Chem
2.	Dan Tow	16:21.4	LIN
3.	Trevor Jacobson	16:38.6	LIN
4.	Frank Voth	17:00.0	Chem
5.	Pete Carleson	17:39.3	LIN
6.			
7.			
8.			

PSU	Chem	GF	LIN	
0	6	0	5	
22	28	49	71	

EVENT: 1600m. relay

Place	Name	Time/Ht./Dist.	School
1.	Onua, Swigart, Cummins, Conley	3:29.2	GF
2.	Melendy, Rogers, Voyles, Stanton	3:38.5	LIN
3.	Hansen, Coste, Ewing, Tinnell	3:46.9	LIN (NON scoring)
4.			
5.			
6.			
7.			
8.			

PSU	Chem	GF	LIN	
0	0	5	3	
22	28	54	74	

EVENT: Triple Jump

Place	Name	Time/Ht./Dist.	School
1.	Mike Lewelling	46-8 1/4	Chem
2.	Dan Doherty	45-7 1/2	PSU
3.	Kele Marsters	43-9	LIN
4.	Pat Leeper	40-10	GF
5.	Van Velarde	38-6 1/2	PSU
6.			
7.			
8.			

PSU	Chem	GF	LIN	
3	5	1	2	
25	33	55	76	

EVENT: Discus

Place	Name	Time/Ht./Dist.	School
1.	Mike Watts	153-1	GF
2.	Tony Truax	121-5 1/2	LIN
3.	Kyle Kobow	120- 1/2	LIN
4.	Terry Prestianni	115-0	LIN
5.	John Weeks	113-1	LIN
6.	Scott Hartmann	85-8	CC
7.			
8.			

PSU	Chem	GF	LIN	
0	0	5	6	
25	33	60	82	

25 33 60 82

District 2 Track and Field Bests: 5-04-87

EOSC, George Fox, Lewis & Clark, Linfield,
Northwest Nazarene, SOSOC, Willamette, WOSC

MEN

- 100m: Mark Caine (LC) 10.7, Tim Biamont (WO) 10.7,
Mark Berry (SO) 10.9, Antwionne Brooks (EO) 10.9,
Adolphus Onua (GF) 10.9, Curtis Brown (Lin) 10.9,
Les Taylor (WO) 11.0, Kurt Hargett (WO) 11.0,
Nate Borchert (EO) 11.1, David Mueller (GF) 11.1,
David Searce (Wil) 11.1, Mark Anderson (Lin) 11.2
- 200m: David Searce (Wil) 21.9, Tim Biamont (WO) 22.1,
Mark Caine (LC) 22.2, Mark Berry (SO) 22.2,
Tim Conley (GF) 22.4, Nate Borchert (EO) 22.5,
Les Taylor (WO) 22.5, Keith Ussery (WO) 22.5,
Curtis Brown (Lin) 22.5, Mike Gilbert (NNC) 22.7,
Antwionne Brooks (EO) 22.9, Mark Anderson (Lin) 22.9
- 400m: Mike Gilbert (NNC) 48.8, Keith Ussery (WO) 49.1,
David Searce (Wil) 49.71, Tim Conley (GF) 49.7,
Gareth Pooleon (Wil) 50.4, Les Taylor (WO) 50.5,
Frank VanDyke (WO) 50.7, Aaron Harding (SO) 50.8,
Mark Caine (LC) 51.27, Bob DeVylde (Wil) 51.42,
Brad Melendy (Lin) 51.7, Tim Dorsey (SO) 51.9
- 800m: Wes Tilgner (WO) 1:53.23, Steve Yerger (NNC) 1:54.0,
Rob Wood (WO) 1:55.59, Bob Craig (SO) 1:55.6,
Aaron Harding (SO) 1:56.0, Randy Swigart (GF) 1:56.9,
Mike Appleton (EO) 1:57.4, Bob Harris (LC) 1:57.89,
Ed Esse (WO) 1:58.3, Jack Catton (?) 1:58.52.
- 1500m: Wes Tilgner (WO) 3:48.44, Brad Holbrook (SO) 3:58.4,
Rob Wood (WO) 3:59.5, Mike Appleton (EO) 4:00.0,
Ron Ares (LC) 4:01.66, Dan Tow (Lin) 4:01.69,
Bob Craig (SO) 4:01.8, Erick Landeen (Wil) 4:02.4,
Mike Paddack (SO) 4:02.5, Duke Rittenhouse (LC) 4:05.7.
- 5C: Ron Ares (LC) 9:17.9, Jason Sele (WO) 9:22.5,
Duke Ritenhouse (LC) 9:29.0, Brad Holbrook (SO) 9:42.1,
Bob Julian (SO) 9:54.9, Mike Paddack (SO) 9:55.0,
Doug Winn (Wil) 9:57.0
- 5000m: David Jordan (WO) 15:10.44, Erick Landeen (Wil) 15:12.73,
Greg Miller (EO) 15:17.6, Dan Tow (Lin) 15:18.3,
Ron Ares (LC) 15:22.6, Kevin Wright (NNC) 15:31.0,
Bob Julian (SO) 15:33.2, Joshua Sacon (SO) 15:36.67,
Brad Holbrook (SO) 15:40.00.
- 10,000M: Kevin Wright (NNC) 32:10.0, Greg Miller (EO) 32:10.6,
Erick Landeen (Wil) 32:13.08, Amar Kamadole (Wil) 33:17.0,
Kevin Kelly (Wil) 33:29.6, John Weisel (Lin) 33:44.6,
Mike Del Donno (Wil) 33:51.6
- 110m HH: Adolphus Onua (GF) 14.1, Sam Lapray (Wil) 14.87,
Tim Rupp (SO) 14.9, Scott Cummins (GF) 15.0,
Bob Cornes (WO) 15.3, Bob DeVylde (Wil) 15.31,
Kevin Taylor (SO) 15.5, Shawn Steen (EO) 15.5

400m IH: Bob DeVyldere (Wil) 54.22, Doug Rogers (Lin) 55.5,
 Sam Lapray (Wil) 55.59, Shawn Steen (EO) 55.7,
 Gareth Pooleon (Wil) 56.1, Scott Cummins (GF) 56.2,
 Mike Gilbert (NNC) 56.3, Tim Rupp (SO) 56.4,
 Dave Kelly (LC) 56.87, David Wiltsey (Wil) 56.8,

4*100m: WOSC 42.7, Willamette 43.1, George Fox 43.6,
 Lewis & Clark 43.7, NNC 43.8, Linfield 43.9,
 SOSC 44.6, EOSC 44.8

4*400m: Willamette 3:22.7, WOSC 3:23.05, George Fox 3:24.4,
 SOSC 3:26.0, Linfield 3:28.4, NNC 3:29.0, EOSC 3:31.0,
 Lewis & Clark 3:33.8

S.P.: Randy Settell (SO) 59-4, Kim Brown (WO) 50-7 1/2,
 Hank Hyborney (NNC) 50-3, Arnold Wardwell (SO) 49-8,
 Michael County (SO) 48-9 1/2, Todd Danko (WO) 48-2,
 Soren Sorenson (WO) 47-11 1/2, David Collins (Wil) 47-10 1/2,
 Dale Osborne (SO) 47-5, Steve Curl (NNC) 46-3,

Discus: Randy Settell (SO) 169-3, Soren Sorenson (WO) 166-10 1/2,
 Mike Watts (GF) 151-5, Dale Osborne (SO) 148-9,
 Doug Sommer (Wil) 146-1, Arnold Wardwell (SO) 140-3,
 Steve Curl (NNC) 139-0, Eric Cooley (Wil) 136-3,
 David Collins (Wil) 135-0

Hammer: Soren Sorenson (WO) 175-5, Doug Dean (Lin) 171-10,
 Randy Settell (SO) 161-8, Matt Lydum (WO) 156-7,
 Kyle Kobow (Lin) 155-3, David Collins (Wil) 151-8,
 Tim Stashin (SO) 151-8, Mike Watts (GF) 148-10,

Javelin: Jim Williams (Wil) 211-11, David Nickell (GF) 190-6,
 Michael County (SO) 188-9, Kevin Reed (SO) 188-4,
 Doug Edwards (NNC) 188-0, Mike Watts (GF) 184-5,
 Sean Coste (Lin) 183-0, John Weeks (Lin) 180-8,
 Doug Ladd (WO) 180-5, Ken Rankin (EO) 177-7

H.J.: Shaun Granger (SO) 7-0, Shawn Steen (EO) 6-6 3/4,
 Will Waddell (EO) 6-6, Rob Kliewer (Wil) 6-6,
 Steve Seymour (Lin) 6-5, Scott Healy (Wil) 6-4 1/4,
 Bob Cornes (WO) 6-4, Dwight French (WO) 6-2,
 Jordan Hackwith (EOSC) 6-2, Lance Hansen (Lin) 6-1 3/4.

L.J.: Gareth Pooleon (Wil) 23-1 1/2, Patrick Coonrod (Lin) 22-9 1/4,
 Kevin Connors (Wil) 22-6 1/2, Gerry Clark (WO) 22-1,
 Scott Noren (SO) 21-11, Russell Burke (SO) 21-11,
 Todd Chandler (SO) 21-5, Ken Ouellette (LC) 21-3 1/2,
 Kurt Hargett (WO) 21-1 1/2, Will Waddell (EOSC) 21-1,
 Shawn Steen (EOSC) 20-11

T.J.: Kevin Connors (Wil) 47-8 1/2, Kele Marsters (Lin) 44-3 1/2,
 Dwight French (WO) 44-2 1/2, Russell Burke (SO) 44-1/2,
 Scott Noren (SO) 43-9, John Prevedello (Lin) 43-11 1/2,
 Shaun Granger (SO) 43-6, Ken Ouellette (LC) 42-10 1/2,
 Todd Chandler (SO) 42-10, Pat Leeper (GF) 42-1 1/2,

P.V.: Kevin Taylor (SO) 15-6i, Doug Edward (NNC) 14-7,
 Mike Gilbert (NNC) 14-2 1/2, Rod Eakin (GF) 14-0,
 Mike Gile (Wil) 14-6, Nick Rinard (LC) 13-0,
 Scott Healy (Wil) 12-6, Jeff Houts (LC) 12-6,
 Jim Block (EOSC) 12-6, Jeff Fowler (Wil) 12-6

WOMEN

- 100m: Sharon Wegener (WO) 12.5, Nicole Perry (LC) 12.5, Kathy Kubik (Lin) 12.6, Kari Larsen (LC) 12.8, Stephanie Payne (Wil) 12.88, Alisa Thomas (Wil) 12.89, Mary Tepper (Lin) 13.11, Jill Cochran (SO) 13.2, Kathy Staat (SO) 13.5
- 200m: Nicole Perry (LC) 25.4, Sharon Wegener (WO) 25.6, Kari Larsen (LC) 25.6, Kathy Staat (SO) 25.9, Sharon Jensen (WO) 26.2, Marta Shields (GF) 26.2, Stephanie Payne (Wil) 26.3, Mary Tepper (Lin) 27.06, Elaine Haworth (GF) 27.2, Alisa Thomas (Wil) 27.21
- 400m: Nicole Perry (LC) 57.27, Kari Larsen (LC) 59.2, Kathy Staat (SO) 59.9, Marta Shields (GF) 60.0, Javian Jones (Lin) 60.4, Kris Russell (SO) 60.9, Irene Jones (Wil) 61.4, Linda Brown (Wil) 62.3, Carole Jones (EOSC) 62.4
- 800m: Sharon Jensen (WO) 2:16.66, Sandy Loop (WO) 2:20.8, Julie Dimick (WO) 2:21.6, Melanie Springer (GF) 2:21.6, Katherine O'Leary (WO) 2:22.6, Jeannine Lama (LC) 2:23.1, Brenda Thwaite (WO) 2:23.3, Meg Finaly (LC) 2:23.5, Wendy Boren (Wil) 2:24.6
- 1500m: Katherine O'Leary (WO) 4:47.0, Julie Dimick (WO) 4:55.0, Angela Thatcher (Lin) 4:55.2, Kristin Peterson (Wil) 4:55.73, Meg Finaly (LC) 4:57.12, Melanie Leckenby (Lin) 4:57.3, Sandy Loop (WO) 4:58.2, Kelli Cammack (?) 4:59.39, Debra Dick (WO) 4:59.9, Alicia Tilzey (NNC) 5:07.2, Melanie Springer (GF) 5:12.0, Elaine Delsman (SO) 5:12.9
- 3000m: Melanie Leckenby (Lin) 10:47.6, Nadine Price (Lin) 10:48.27, Kristin Peterson (Wil) 10:50.2, Angela Thatcher (Lin) 10:51.6, Elaine Delsman (SO) 10:58.8, Debra Dick (WO) 11:04.2, Alicia Tilzey (NNC) 11:26.1, Diane Peterson (GF) 11:32.0, Michelle Lan (GF) 11:33.4,
- 5000m: Katherine O'Leary (WO) 18:01.1, Kristin Peterson (Wil) 18:19.0, Angela Thatcher (Lin) 18:31.3, Melanie Lackenby (Lin) 18:36.9, Julie Dimick (WO) 18:41.2, Nadine Price (Lin) 18:46.5,
- 10.000m: Teresa Beeman (Lin) 40:02.3, Kali Haverstock (GF) 43:48.0
- 100m HH: Shelly Woodside (Lin) 15.0, Jill Cochran (SO) 15.3, Sharon Jensen (WOSC) 15.4, Lenore Wallace (SO) 15.5, Val White (Lin) 15.7, Liz Ardinger (LC) 16.12, Lisa Lind (Lin) 16.5, Shannon Gates (SO) 16.8
- 400m IH: Sharon Jensen (WO) 66.2, Kris Russell (SO) 66.3, Lenore Kimble-Wallace (SO) 67.5, Val White (Lin) 70.39, Mindy Brown (SO) 70.7, Lara Wright (Wil) 71.09, Linda Henderson (WO) 73.5, Liz Ardinger (LC) 75.59,
- 4*100m: Lewis & Clark 49.84, Linfield 50.46, SOSC 50.6, Willamette 50.98, WOSC 51.0, NNC 53.0, EOSC 54.0
- 4*400m: Lewis & Clark 3:58.9, WOSC 4:05.22, Willamette 4:07.3, SOSC 4:11.9, Linfield 4:14.8, NNC 4:30.3

S.F.: Paige Daugherty (LC) 43-8 1/2, Johanna Williams (EOSC) 40-5,
Diana McDonald (Wil) 40-4 1/4, Debbie Garrison-Setteli (SO) 40-1,
Dixie McCadden (EOSC) 40-1, Robyn Mann (LC) 37-5,
Karen Carpenter (NNC) 36-7, Denise Fox (GF) 36-0,
Patti Stacey (EOSC) 35-2

Discus: Debbie Setteli (SO) 132-11 1/2, Johanna Williams (EOSC) 127-9,
Kathy Malcolm (Lin) 127-7, Diana McDonald (Wil) 125-8,
Paige Daugherty (LC) 116-10, Kris Ettner (SO) 105-3 3/4,
Rhonda Hardaway (NNC) 102-0, Patti Stacey (EOSC) 101-1,
Robyn Mann (LC) 100-8.

Javelin: Shannon Gates (SO) 149-0, Leslie Johnson (LC) 144-3,
Kris Ettner (SO) 143-2, Denise Fox (GF) 142-7,
Kim Halter (Lin) 141-6, Heidi Buckmaster (Wil) 137-9,
Karen Carpenter (NNC) 129-0, Kami Gee (WO) 122-6,

H.J.: Sharon Jensen (WO) 5-5 Amy Bolger (LC) 5-4,
Lisa Lind (Lin) 5-4, Dianne Plagge (WOSC) 5-3 3/4,
Kelly Lovejoy (WO) 5-3 1/4, Sue Woolsey (GF) 5-2,
Stacey Lee (Lin) 5-3/4, Shannon Gates (SO) 5-0

L.J.: Shereen Raney (LC) 17-4, Sharon Jensen (WO) 17-3,
Shelly Woodside (Lin) 16-9 1/4, Alisa Thomas (Wil) 16-8,
Lara Wright (Wil) 16-6 1/4, Carole Jones (EOSC) 16-2 1/2,
Lisa Lind (Lin) 16-1/4, Val White (Lin) 15-11 1/2,
Karen Wilcox (Wil) 15-8, Shannon Gates (SO) 15-2 3/4

T.J.: Lara Wright (Wil) 36-11 1/2, Shelly Woodside (Lin) 35-11 1/2,
Stacey Lee (Lin) 33-10, Krys Duncan (LC) 33-9,
Shannon Gates (SO) 33-5, Amy Bolger (LC) 32-6,
Kami Gee (WO) 31-10 1/2, Kathy Staat (SO) 28-5

Compiled by Michael Jones, Southern Oregon State College

NATA DISTRICT II

TRACK & FIELD CHAMPIONSHIPS MAY 8-9, 1987

EVENT MARATHON ~~MEN~~ WOMEN

PL.	NAME	MARK	SCHOOL
1	ELAINE DELSMAN	3:07.17	SOSC
2	KALI HAVERSTOCK	3:51.07	GFC
3			
4			
5			
6			
7			
8			

TEAM SCORES

EOSC	GFC	L&C	Lin	NNC	SOSC	WOSC	WU
0	8	0	0	0	10	0	0
0	8	0	0	0	10	0	0
9							
10							
11							
12							
13							

EVENT HEPTATHLON ~~MEN~~ WOMEN

PL.	NAME	MARK	SCHOOL
1	SHARON JENSEN	4641	WOSC
2	SHANNON GATES	4039	SOSC
3	SHELLEY WOODSIDE	3608	LIN
4	CAROLE JONES	3565	EOSC
5	VAL WHITE	3480	LIN
6	LENDRE WALLACE	3387	SOSC
7			
8			

TEAM SCORES

EOSC	GFC	L&C	Lin	NNC	SOSC	WOSC	WU
4	0	0	8	0	9	10	0
4	8	0	8	0	9	10	0
9							
10							
11							
12							
13							

EVENT 800 m. Medley ~~MEN~~ WOMEN

PL.	NAME	MARK	SCHOOL
1		1:49.66	L&C
2		1:53.88	SOSC
3		1:54.59	WOSC
4		1:55.28	Lin
5		DQ	WU
6			
7			
8			

TEAM SCORES

EOSC	GFC	L&C	Lin	NNC	SOSC	WOSC	WU
0	0	10	4	0	8	6	0
4	8	10	12	0	27	16	0
9							
10							
11							
12							
13							

EVENT 10,000 ~~MEN~~ WOMEN

PL.	NAME	MARK	SCHOOL
1	Elaine Delsman	40:12.56	SOSC
2	Chelly Tilzey	40:59.49	NNC
3	Teresa Beeman	41:20.16	LIN
4	Kali Haverstock	42:59.66	GFC
5			
6			
7			
8			

TEAM SCORES

EOSC	GFC	L&C	Lin	NNC	SOSC	WOSC	WU
0	4	0	6	8	10	0	0
4	12	10	18	8	37	16	0
9							
10							
11							
12							
13							

NATA DISTRICT II

TRACK & FIELD CHAMPIONSHIPS MAY 8-9, 1987

EVENT 3000 m MEN/WOMEN

PL.	NAME	MARK	SCHOOL
1	Kathryn O'Leary	10:41.74	WOSC
2	Angela Thatcher	10:50.69	LIN
3	Nadine Price	11:04.06	LIN
4	Debra Dick	11:10.84	WOSC
5	Alice Tilzey	11:28.03	NNC
6	Michelle Lang	12:40.56	GFC
7			
8			

TEAM SCORES

EOSC	GFC	L&C	Lin	NNC	SOSC	WOSC	WU
0/4	1/13	0/10	14/32	2/10	0/37	14/30	0/0
9							
10							
11							
12							
13							

EVENT Discus MEN/WOMEN

PL.	NAME	MARK	SCHOOL
1	Debbie Setell	129'2"	SOSC
2	Johanna Williams	126'0"	EOSC
3	Diana McDonald	119'10"	WU
4	Michelle Tomlinson	115'8"	WOSC
5	Dixie McCadden	109'8 1/2"	EOSC
6	Amanda Hardaway	100'0"	NNC
7	Patti Stacey	93'9"	EOSC
8	Carmen Garwick	93'4"	NNC

TEAM SCORES

EOSC	GFC	L&C	Lin	NNC	SOSC	WOSC	WU
10/14	0/13	0/10	0/32	1/11	10/47	4/34	6/6
9							
10							
11							
12							
13							

EVENT Long Jump MEN/WOMEN

PL.	NAME	MARK	SCHOOL
1	Sharon Jensen	17'7 1/4"	WOSC
2	Shereen Reaney	17'2 3/4"	L&C
3	Bhelly Woodside	17'0"	Lin
4	Lisa Lind	16'5"	Lin
5	Lara Wright	16'3 1/2"	WU
6	Allisa Thomas	16'2 3/4"	WU
7	Val White	15'4 1/4"	Lin
8	Carole Jones	15'3"	EOSC

TEAM SCORES

EOSC	GFC	L&C	Lin	NNC	SOSC	WOSC	WU
0/14	0/13	8/18	10/42	6/11	0/47	10/44	3/9
9							
10							
11							
12							
13							

EVENT Javelin MEN/WOMEN

PL.	NAME	MARK	SCHOOL
1	Shannon Gyles	153'-5"	SOSC
2	Leslie Johnson	145'-0"	L&C
3	Kim Halter	140'-8"	LIN
4	Jenise Fox	140'-3 1/2"	GFC
5	Heidi Kirkmister	137'-2"	WU
6	Kris Finner	133'-4"	SOSC
7	Karen Carpenter	129'-3"	NNC
8	Kami Gee	127'-1"	WOSC

TEAM SCORES

EOSC	GFC	L&C	Lin	NNC	SOSC	WOSC	WU
0/14	4/17	8/20	6/48	0/11	11/58	6/44	2/11
9							
10							
11							
12							
13							

v. high
WOSC

141-11

GEORGE FOX COLLEGE
1987

1-21-87

Bruin Track & Field Standards*

MEN			EVENT	WOMEN		
6FC	District	National		6FC	District	National
11.5	11.3	10.5	100	14.0	13.2	12.0
23.5	22.9	21.4	200	29.0	27.2	24.7
51.5	50.6	47.5	400	55.0	1:04.2	55.0
2:00	1:58.3	1:51.3	800	2:35	2:23.1	2:14.8
4:10	4:03	3:50.2	1500	5:30	5:00	4:39.6
10:30	9:52.9	9:16.7	Steeple	--	--	--
--	--	--	3000	12:10	11:00	10:15.0
16:35	15:23.8	14:36.2	5000	none	19:12.3	17:52.5
34:30	33:00.3	30:40.0	10,000	none	43:57.8	37:55.0
16.5	16.0	14.4	100/110 H	19.0	17.3	14.5
50.0	57.3	52.4	1H/400 H	1:18	1:13.3	1:03.7
5-8	6-1	6-10 3/4	HJ	4-6	4-11	5-6
		(open at 6-10)				(open at 5-5)
20-0	21-5	23-23-10	LJ	14.0	15-10	18-6
39-5	42-8	48-7 1/4	TJ	none	30-10	35-5
10-5	13-0	15-6 1/2	PV	--	--	--
		(open at 15-0)				
39-0	45-8	54-3 1/4	Shot	30	35-0	43-3
110	140-1	150-0	Discus	90	117-9	138-0
150	172-5	205-0	Javelin	90	118-9	138-9
100	145-5	172-0	Hammer	--	--	--
		(175)				
none	none	51:30.0	10K Walk	--	--	--
none	none	57:57	Decath/Hep	none	none	45:00
		(top 15)				(top 15)
none	none	2:31	Marathon	none	none	3:30.0
none	Top 8	41.5	4 x 100	none	Top 8	48.5
none	Top 8	3:15.3	4 x 400	none	Top 8	3:54.5
--	--	--	800 Medley	none	Top 8	1:47.9
Prior to comp.	Once	+ Twice & District Champion	Standard to be met	Prior to comp.	Once	+ Twice & District Champion

* All Marks Hand Timed
- High on National list

OREGON SMALL COLLEGE RELAYS

Date: Saturday, March 14, 1987

Site: Willamette University

Women's Shot Put (no teams)

1. McDonald, WU, 37-8 $\frac{1}{4}$ 2. Tomlinson, WOSC, 33-10 $\frac{1}{4}$ 3. Buhler, UP, 31-6 4. Doyle, UP, 31-3 $\frac{1}{2}$.

Women's High Hurdles

1. Jensen, WOSC, 16.0 2. Wardell, PSU, 17.5 3. Eastland, WOSC, 18.1 4. Ardinger, LCC, 18.3 5. Kerns, LCC, 19.9 6. Henderson, WOSC, 21.4. WOSC team, 55.5

Men's Long Jump

1. Willamette 60-10 $\frac{1}{2}$ Pooleon, 21-4 $\frac{1}{4}$, Connors, 19-10 $\frac{3}{4}$, Colleran, 19-7 $\frac{1}{2}$
Others: Clark, WOSC, 20-4 $\frac{1}{2}$, French, WOSC, 19-11, Doherty, PSU, 18-9 $\frac{1}{4}$, Ouellette, LCC, 21-2.

Men's High Hurdles

Willamette 46.8 Lapray, 15.4, Thomas, 15.7, Devyldere, 15.7
George Fox 47.3 Onua, 15.2, Cummins, 15.4, Eakin, 16.7
Others: Uhrich, UP, 16.7, Stickles, WOSC, 15.7, Cornes, WOSC, 15.8, Young, PSU, 16.4, Hodl, LC, 17.3, Grossnicklaus, LC, 17.9, Kelley, LCC, 16.5

Hammer

1. Western Oregon 442-7 Sorensen, 161-9, Moore, 141-10, Lydum, 139-0
2. Linfield 418-5 Kobow, 155-3, Dean, 146-5, Truax, 116-9
3. Willamette 384-10 Collins, 140-4, Sommer, 135-1, Williams, 109-5
Other: Watts, GFC, 148-10

Women's Discus

McDonald, WU, 124-8, Tomlinson, WOSC, 95-5 $\frac{1}{2}$

Men's Shot Put

1. Western Oregon ~~134-5 $\frac{1}{2}$~~ ^{134-5 $\frac{1}{2}$} Sorenson, ~~47-4 $\frac{1}{2}$~~ ^{47-4 $\frac{1}{2}$} , Danko, 44-3 $\frac{1}{2}$, Gorman, 42-9 $\frac{1}{2}$
2. Willamette 129-9 $\frac{1}{2}$ Collins, 47-10 $\frac{1}{2}$, Cooley, 41-5 $\frac{3}{4}$, Pykkonen, 38-2 $\frac{1}{2}$
3. Linfield 117-5 $\frac{1}{4}$ Weeks, 38-9 $\frac{3}{4}$, Kobow, 39-8 $\frac{1}{2}$, Truax, 37-11
Others: Majeskey, LCC, 35- $\frac{1}{2}$, Snider, LCC, 34-3 $\frac{3}{4}$, Boyer, PSU, 41-1 $\frac{1}{4}$, Lydum, PSU, 43-6 $\frac{1}{2}$, Watts, GFC, 43- $\frac{1}{2}$.

Men's 4x1600 Relay

1. U of Portland 18:14.4 Ruona, Cross, Bursell, Muller
2. Western Oregon 18:25.2 Reick, Jordan, Guza, Sele
3. Linfield 18:57.6 Voyles, Weisel, Frost, Tow
4. Lewis & Clark 19:42.0 Crandall, Abbruzzese, Blakemore, Gonzalez

Women's 4x1600 Relay

1. Western Oregon 21:26.6 J. O'Leary, K. O'Leary, Dimick, Loop
2. U of Portland 21:36.7 Thorne, Mullin, Howard, Hillenkamp

Men's 4x100 Relay

1. Willamette 43.2 Willie, Reese, Scarce, Connors
2. Lewis & Clark 43.7 Ouellette, Beery, Kelley, Caine
3. Linfield 44.2 Melendy, Anderson, Fey, Brown
4. George Fox 44.3 Mueller, Cummins, Eakin, Onua
5. Portland St. 44.8 Cropp, Howell, Doherty, Young
6. Western Oregon 45.4 Hargett, Cornes, Biamont, Ussery

Women's 4x800 Relay

1. Western Oregon 9:58.6 Loop, Thwaite, J. O'Leary, K. O'Leary
 2. U of Portland 10:06.1 Howard, Rigutto, Thorne, Mullin

Men's High Jump

1. U of Portland 19-1 Howe, 6-7, McDowell, 6-4, Navonti, 6-2
 2. Linfield 17-3 Melandy, 6-0, Hansen, 5-9, Tinnell, 5-6
 Others: French, WOSC, 6-0, Cornes, WOSC, 5-9, Doherty, PSU, 6-0, Kliewer, WU, 6-0, Connors, WU, 5-9.

Women's High Jump

U of Portland 14-8 Doyle, 5-4, Buhler, 4-10, Whittig, 4-6
 Others: Plaugge, WOSC, 4-10, Bolger, LCC, 5-2, Duncan, LCC, 4-3, Woolsey, GFC, 4-8.

Men's 4x800 Relay

1. Western Oregon 7:51.8 Wood, Esse, McNealy, Tilgner
 2. U of Portland 7:54.0 Thompson, Holmes, Muller, Miller
 3. Lewis & Clark 8:20.4 Crandall, Ares, Hartmann, Ritenhouse
 4. Linfield 8:32.0 Voyles, Stanton, Tow, Frost

Men's 4x200 Relay

1. Willamette 1:34.1 Thomas, Colleran, Lapray, Mespelt
 2. Linfield 1:39.9 Brown, Fey, Ewing, Hodl

Women's 5000

1. Mortenson, LC, 19:51.1 2. Lang, GFC, 20:34.2 3. Bristow, LC, 20:54.2.

Men's 5000

1. Cross, UP, 15:05.3 2. Nault, UP, 15:52.8 3. Kamadoli, WU, 15:59.9 4. Kelly, WU, 16:00.2
 5. Patershall, PSU, 16:22.8 6. Carleson, LC, 17:02.4 7. Graham, GFC, 17:25.1.

Women's Mile Relay

1. Lewis & Clark 4:02.4 Lama, Finaly, Larsen, Perry
 2. Western Oregon 4:03.7 Jensen, Thwaite, Wegener, Wright
 3. Willamette 4:14.6 Brown, Boren, Cammack, Blum
 4. George Fox 4:20.0 Woolsey, Haworth, Shields, Springer
 5. Portland State 4:21.6 Wardell, Myra, Austin, Siler

Men's Mile Relay

1. Willamette 3:24.9 Mespelt, Connors, Pooleon, Searce
 2. George Fox 3:29.1 Mueller, Eakin, Cummins, Swigart
 3. Western Oregon 3:29.1 Biamont, Sele, Esse, McNeely
 4. Linfield 3:30.0 Melandy, Anderson, Fey, Grossnicklaus
 5. Lewis & Clark 3:36.1 Caine, Rittenhouse, Gonzales, Ares
 6. U of Portland 3:36.7 Fasulo, Cooney, Urich, Beatty

UNIVERSITY OF WASHINGTON
Sports Information Department (206) 543-2230
Chuck Niemi, Asst. AD/SID
Jeanne Grainger/Chip Lydum/Don Meucci, Asst. SIDs
(Track--Dan Lapse)

March 21, 1987

HUSKY TRACK & FIELD CLASSIC @Husky Stadium, Saturday, March 21, 1987

WOMEN'S LONG JUMP-- 1. Kendra Keller, UW, 18-10 (5.74); 2. Angie Tasker, UW, 17-11 (5.46); 3. Jennifer Nacrelli, UW, 16-5 ½ (5.02); 4. Shelly Borovich, WWU, 16-4½ (4.99); 5. Maria Young, unatt., 15-9½ (4.81); 6. Liesl Bohn, ECC, 13-1 (3.99).

MEN'S HAMMER THROW-- 1. Neil Kneip, unatt., 206-7 (62.97); 2. Eric Johnson, UW, 177-11 (54.23); 3. Sam Maxwell, UW, 167-11 (51.90); 4. Jon Torrence, WWU, 161-3 (49.17); 5. Ray Phinney, UPS, 150-1 (45.77); 6. Dave Elkins, GF, 141-3 (43.06).

MEN'S 10,000 METER RUN-- 1. Jim Reinke, UW, 29:57.2; 2. Mike Smith, unatt., 30:58.2; 3. Steve Tollaun, WWU, 31:18.6; 4. Doug Welch, UW, 31:42; 5. Dave Colburn, PSU, 31:56.5; 6. Brad James, UW, 32:03.0; 7. Dave Beller, GRCC, 33:10.6; 8. Paul Gootziuger, PSU, 33:43.8; 9. Jereney Rene, UW, 33:57.6; 10. Steve Duncan, GRCC, 36:16.5.

WOMEN'S 10,000 METER RUN-- 1. Debbie Myra, PSU, 33:51.4 (NCAA Qualifying Standard); 2. LeAnn McNeary, PSU, 43:11.1; 3. Kali Haverstick, GFC, 43:47.7.

MEN'S 4 X 100 RELAY-- 1. Washington (Boher, Shugarts, Richmond, Gary), 42.5 2. Green River CC (Ward, Rutherford, Helles, Coleman), 42.7; 3. Highline CC (Kunst, Newby, Cleland, Hog), 43.9; 4. Tacoma CC (Bailey, Dureitz, Williams, Turner), 45.5; Disqualified--Simon Fraser (Lock, Levy, Spence, Dwyer), 43.7

WOMEN'S 4 X 100 RELAY-- 1. Washington (Keller, Tasker, Naculli, O'Connell), 49.9.

WOMEN'S HIGH JUMP-- 1. Vicki Borsheim, UW, 5-11¼ (1.81)(Pac-10 qualifying standard); 2. Liz Harris, unatt., 5-6½ (1.69); 3. Lori Fair, BCC, 5-0½ (1.54).

MEN'S 3000 METER STEEPLECHASE-- 1. Kevin Flanagan, UW, 9:18.8; 2. Gregg Bronn, UW, 9:28.2; 3. Hugh Weber, WWU, 9:49.6; 4. Matt Ruhl, WWU, 9:56.3; 5. Dave Dunham, unatt., 9:59.7.

WOMEN'S 1500 METER RUN-- 1. Sandra Gregg, CNW, 4:31.6; 2. Sarah Bolender, UW, 4:32.6; 3. Janika Peterson, UW, 4:40.1; 4. Lia Shierk, UW, 4:49.2; 5. Carlene Urrutia, UW, 4:51.0; 6. Jennifer Hallot, WWU, 5:00.9; 7. Heidi Wendel, UPS, 5:03.9; 8. Melanie Springer, GFC, 5:12.9.

WOMEN'S JAVELIN-- 1. Helena Uusatilo, Un, 177-11 (54.22)
2. Karen Murray, VOC, 164-6 (50.15); 3. Diana Carr, unatt., 162-5 (49.52); 4. Shelly Sanford, UW, 160-6 (48.92); 5. Kristy Evans, VTF, 160-1 (48.81); 6. Ginger Ferguson, UW, 146-4 (44.61).

MEN'S 1500 METER RUN (Heat I)-- 1. Matt Donnelly, UW, 3:50.4; 2. Mike Michael, unatt., 3:53.5; 3. Saul Kinderas, unatt., 3:54.6; 4. Eric Engelstone, UW, 3:55.0; 5. T.T. Roe, UW, 3:56.8; 6. Jeff Moulton, WWU, 3:58.2; 7. Dan Lehr, UW, 3:58.4; 8. Dave Molesh, WWU, 4:06.9; 9. Jeff Sloan, HCC, 4:30.6.

MEN'S 1500 METER RUN (Heat II)-- 1. Chris Riley, GRCC, 4:04.9; 2. Paul Keire, UW, 4:07.1; 3. Barry McMongale, WWU, 4:07.2; 4. Kevin McMurray, UW, 4:08.5; 5. Randy Swigart, GFC, 4:09.2; 6. Ben Colling, unatt., 4:09.3; 7. Gary Strand, unatt., 4:09.9; 8. John Greengo, SCC, 4:11.7; 9. Luis Gomez, UW, 4:13.3; 10. Nick Dippolito, BCC, 4:18.9; 11. John Russell, HCC, 4:20.5; 12. Tim Graham, GFC, 4:24.8; 13. Tim Vandervlugt, HCC, 4:36.6.

MEN'S 110 METER HURDLES--(Heat I)-- 1. Adolphus Onua, GFC, 14.5; 2. Brent Rutherford, unatt., 14.6; 3. Bill Richmond, UW, 14.7; 4. John Belford, unatt., 14.9; 5. Mark Hale, UW, 16.7; 6. Elliott Forsyth, UW, 18.2.

MEN'S 110 METER HURDLES (Heat II)-- 1. Scott Cummins, GFC, 15.6; 2. Todd Henson, WWU, 15.7; 3. Anderson Ware, BCC, 15.8; 4. Brent Wheeler, unatt., 15.8; 5. Casey Campbell, HCC, 16.0; 6. Tony Craven, UW, 16.0.

MEN'S 110 METER HURDLES (Heat III)-- 1. Artie Dureitz, TCC, 16.2; 2. Dan Hemmen, WWU, 16.5; 3. Greg Phoenuz, SFU, 16.7; 4. John Arlt, CWU, 16.8; 5. John Harris, WWU, 17.6.

MEN'S LONG JUMP-- 1. Mike Jones, GRCC, 22-9 $\frac{1}{4}$ (6.94); 2. Richard Caxton, unatt., 21-8 $\frac{3}{4}$ (6.62); 3. Jesse Wifte, unatt., 21-3 $\frac{1}{4}$ (6.48); 4. Kevin Moxpes, UPS, 20-7 $\frac{3}{4}$ (6.29); 5. Ben Bushieb, CWU, 20-7 $\frac{3}{4}$ (6.29); 6. Greg Phoenix, SJU, 20-2 $\frac{1}{4}$ (6.15)

POLE VAULT-- 1. Vaughn Stehr, unatt., 14-1 (4.30); 2. Rod Eakin, GFC, 13-5 (4.10); 3. Tony Anderman, ECC, 13-5 (4.10); 4. Rick Baggett, SSS, 13-1 $\frac{1}{2}$ (4.00); 5. Tom Dixon, 13-1 $\frac{1}{2}$ (4.00).

WOMEN'S 100 METER HURDLES-- 1. Kendra Keller, UW, 15.3; 2. Mary Kusler, UPS, 15.9; 3. Jennifer Nacrelli, UW, 17.3; 4. Megan Neary, WWU, 17.5; 5. Marcie Smith, BCC, 25.0.

WOMEN'S 400 METER DASH(Heat I)-- 1. Donna Dennis, unatt., 56.5; 2. Rachel Bush, unatt., 57.9; 3. Cheryl Siegman, unatt., 59.4; 4. Angela Downing, GRCC, 6.05; 5. Pam Langan, WWU, 61.9.

WOMEN'S 400 METER DASH(Heat II)-- 1. Marta Shields, GFC, 60.6; 2. Cathy O'Connell, UW, 61.1; 3. Marie Young, unatt., 61.3; 4. Kristi Bergesen, UW, 61.6; 5. Karen Olsen, WWU, 65.4.

MEN'S 400 METER DASH(Heat I)-- 1. Todd Schutte, SIU, 48.4; 2. Tracy Daugherty, UPS, 49.4; 3. Scott Haxelton, UW, 49.5; 4. Jay Jamerson, UW, 49.5; 5. Paul Thola, SFU, 50.7; 6. Homer Levy, SFU, 51.5.

MEN'S 400 METER DASH (Heat II)-- 1. Charles Tennant, SIU, 49.6; 2. Paul Hospenthal, UPS, 50.1; 3. Bud Marshall, GRCC, 50.4; 4. Teo Smith, UW, 50.4; 5. Sasha Nagy, SFU, 51.1; 6. Tim Conley, GFC, 51.4.

MEN'S 400 METER DASH (Heat III)-- 1. Brent Jones, unatt., 50.4; 2. Thayne Chaumell, UPS, 50.5; 3. Matt Hogg, HCC, 50.8; 4. Chris Peddie, UW, 51.1; 5. Tim Adams, WWU, 52.8; 6. Fred Hembry, unatt., 52.8.

WOMEN'S 100 METER DASH-- 1. Holly Watson, WWU, 12.3; 2. Angie Tasker, UW, 12.4; 3. Esrenee Cunningham, UW, 12.6; 4. Megan Angier, unatt., 14.5.

MEN'S 100 METER DASH-(Heat I)-- 1. Lee Gordon, unatt., 10.6; 2. Mike Dwyer, SFU, 10.8; 3. Art Ballard, BCC, 10.9; 4. Chris Lock, SFU, 11.0; 5. David Mueller, GFC, 11.8; 6. Whit Finks, unatt., 11.8.

MEN'S 100 METER DASH (Heat II)-- 1. Steve Bohree, UW, 11.2; 2. Bob Gary, UW, 11.3; 3. Leroy Johnson, Navy, 11.5; 4. Kevin Hayles, unatt., 11.6; 5. Bill Stenlund, CWU, 11.6.

MEN'S 100 METER DASH (Heat III)-- 1. Wayne Ward, GRCC, 10.9; 2. Greg Shugarts, UW, 11.2; 3. Randy Kalmbach, ECC, 11.4; 4. Thomas Ashley, ECC, 11.5.

MEN'S 100 METER DASH (Heat IV)-- 1. Rob Soo, WWU, 11.5; 2. Brian Mechling, unatt., 11.9; 3. Jerome Vines, WWU, 12.0; 4. Phil Jentoff, WWU, 12.2; 5. Matt Lumsden, ECC, 14.2.

WOMEN'S 800 METER RUN-- 1. Sara Bolender, UW, 2:11.4 (Pac-10 qualifying standard); 2. Mary Dong, unatt., 2:11.5; 3. Laura Farias, UW, 2:12.7; 4. Sandra Gregg, CNW, 2:15.5; 5. Kathy Miller, WWU, 2:18.0; 6. Val Stocker, UW, 2:19.1; 7. Janika Peterson, UW, 2:21.4; 8. Kirby McClelland, UW, 2:24.3; 9. Jennifer Hallett, WWU, 2:27.3; 10. Mary Hurson, UW, 2:29.7.

MEN'S 800 METER RUN (Heat I)-- 1. Todd Bearny, HCC, 1:54.5; 2. Cleave Odegard, UW, 1:57.8; 3. Randy Swigart, GFC, 1:59.7; 4. Brian Jacobsen, GRCC, 1:59.9; 5. Allen Carbert, HCC, 2:08.3.

MEN'S 800 METER RUN (Heat II)-- 1. Wes Quibley, HCC, 1:56.5; 2. Steve Jackson, unatt., 1:57.6; 3. Andy Gilchrist, UW, 1:57.6; 4. Brian Grierke, UW, 1:59.2; 5. Todd Peckham, WWU, 2:00.3; 6. Paul Keire, UW, 2:02.8.

MEN'S 800 METER RUN (Heat III)-- 1. Barry Hutchinson, WWU, 2:00.5; 2. Kevin Doran, UW, 2:01.5; 3. Everett, Owen, HCC, 2:05.8; 4. Daryl Cox, BCC, 2:20.1.

MEN'S JAVELIN-- 1. Mark Babich, unatt., 231-8 (70.62); 2. Ron Uhl, unatt., 211-11 (64.60); 3. Darryl Roberson, UW, 208-9 (63.62); 4. Doug Cooper, unatt., 206-3 (62.86); 5. Mike Olina, CWU, 205-1 (62.50); 6. Mike Watts, GFC, 184-5 (56.22).

WOMEN'S 400 METER HURDLES-- 1. Cheryl Wardell, PSU, 65.6; 2. Jennifer Nacrelli, UW, 65.8; 3. Mary Kusler, UPS, 66.6; 4. Marci Smith, BCC, 68.3; 5. Annette Sommers, unatt., 69.3; 6. Lori Fair, BCC, 71.4.

MEN'S 400 METER HURDLES (Heat I)-- 1. Chuck Desmith, BCC, 54.9; 2. Mark Hale, UW, 54.9; 3. Bill Richmond, UW, 55.4; 4. Brent Wheeler, unatt., 55.6; 5. Brian Brendel, UPS, 57.2; 6. Casey Campbell, HCC, 57.8.

MEN'S 400 METER HURDLES (Heat II)-- 1. Daren Monroe, BCC, 55.7; 2. Tony Craven, UW, 55.9; 3. John Arlt, CWU, 56.2; 4. Dan Hemmen, WWU, 58.1; 5. Alan Skay, WWU, 58.4; 6. Mike Cleland, HCC, 59.7; 7. Mike Jones, GRCC, 61.8.

MEN'S 400 METER HURDLES (Heat III)-- 1. John Belford, unatt., 57.2; 2. Jeff Baker, unatt., 58.7; 3. Rich Fillman, UW, 59.6.

WOMEN'S TRIPLE JUMP-- 1. September George, UW, 36-11½ (11.26); 2. Shelly Borovich, WWU, 36-6 ¾ (11.14).

MEN'S TRIPLE JUMP-- 1. Joseph Taiwo, unatt. 54-2½ (16.52); 2. James Hicks, BCC, 46-4 (14.12); 3. Kevin Mapes, UPS, 43-0¼ (13.11); 4. Pat Leeper, GFC, 42-1¼ (12.83); 5. Jerome Vines, WWU, 41-2½ (12.56).

WOMEN'S 3000 METER RUN-- 1. Susan Gregg, CNW, 9:50.5; 2. Genevive Pfueller, WWU, 9:56.2; 3. Jennifer Draughon, GRCC, 10:18.1; 4. Jennifer Eastman, WWU, 10:33.8; 5. Jennifer Gillette, UW, 10:34.4; 6. JoAnne Maris, BCC, 10:39.9; 7. Michelle Vaughan, BCC; 8. Michelle Lang, GFC; 9. Melanie Springer, GFC; 10. Dianne Peterson, GFC.

WOMEN'S 200 METER DASH-- 1. Donna Dennis, unatt., 24.7; 2. Holly Watson, WWU, 25.1; 3. Angie Tasker, UW, 25.5; 4. Marta Shields, GFC, 26.6; 5. Angela Downing, GRCC, 27.0; 6. Esrenee Cunningham, UW, 27.0.

MEN'S HIGH JUMP-- 1. Brett Curtis, unatt., 6-7½ (2.02); 2. Phil Benson, unatt., 6-7½ (2.02); 3. Rod Wilcox, UW, 6-5½ (1.97); 4. Tom Dixon, CWU, 6-3½ (1.92); 5. Brian Bailey, 6-3½ (1.92); 6. Jeff Warily, unatt., 6-1½ (1.87); 7. Mike Jones, GRCC, 6-1½ (1.87); 8. Elliot Forsyth, UW, 6-1½ (1.87).

MEN'S 200 METER DASH (Heat I)-- 1. Mike Swyer, SFU, 21.5; 2. Lee Gordon, unatt., 21.8; 3. Chris Lock, SFU, 23.1; 4. Dave Mueller, GFC, 23.6; 5. Fred Kotto, unatt., 24.2.

MEN'S 200 METER DASH (Heat II)-- 1. Steve Bohrer, UW, 22.7; 2. Leroy Johnson, Navy, 23.0; 3. Henry Brown, UW, 23.1; 4. Anderson Ware, BCC, 23.2; 5. Kevin Hayles, unatt., 23.5; 6. Mike Kuntz, HCC, 25.1.

MEN'S 200 METER DASH (Heat III)-- 1. Jay Jamerson, UW, 22.7; 2. Greg Shugarts, UW, 22.8; 3. Thayne Chaumell, UPS, 23.0; 4. Mark Neuby, HCC, 23.8; 5. Bob Soo, WWU, 23.8; 6. Ashley Thomas, ECC, 23.8.

MEN'S 200 METER DASH (Heat IV)-- 1. Wayne Ward, GRCC, 22.5; 2. Scott Hazelton, UW, 23.1; 3. Randy Kalmbach, unatt., 23.7; 4. Brian Mechling, ECC, 24.2.

MEN'S 200 METER DASH (Heat V)-- 1. Darren Coleman, unatt. 22.3; 2. Teo Smith, UW, 22.8; 3. Brent Jones, unatt., 23.1; 4. Bill Stevlund, CWU, 23.1; 5. Chris Peddie, UW, 23.8; 6. John Harris, WWU, 24.2.

MEN'S DISCUS-- 1. Dan Tabish, UW, 179-5 (54.68) (Pac-10 qualifying standard); 2. Rob McManus, SFU, 164-8 (50.20); 3. Todd Wilson, unatt., 164-2 (50.04); 4. Eric Johnson, unatt., 162-9 (49.62); 5. Neil Kneip, unatt., 162-0 (49.38); 6. Jon Torrance, CWU, 153-1 (46.66);

WOMEN'S SHOT PUT-- 1. Jennifer Ponath, CNW, 52-0½ (15.86); 2. Meg Jones, 50-4 ¾ (15.36) (Pac-10 qualifying standard); 3. Shirley Ross, UW, 47-7 ¼ (14.51) (Pac-10 qualifying standard); 4. Moira Fitch, VTC, 42-9 ¾ (13.05); 5. Amy O'Hercis, UPS, 40-7 (12-37); 6. Wilke Heskett, unatt., 38-11 ¾ (11.88).

MEN'S SHOT PUT-- 1. Chris Benson, unatt., 58-6½ (17.84); 2. Neil Kneip, unatt., 58-2 (17.73); 3. Russ Vincent, unatt., 53-2½ (16.21); 4. John Pietz, HCC, 47-0 ¾ (14.34); 5. Mike Watts, GFC, 45-10½ (13.98); 6. Greg Phoenix, SFU, 42-2¼ (12.86).

HUSKY TRACK & FIELD CLASSIC RESULTS (Cont.)

4-4-4-4-4

MEN'S 5000 METER RUN-- 1. Dan Bell, UW, 14:28.0 (Pac-10 Qualifying Standard); 2. Rob Nelson, SFU, 14:42.3; 3. Doug Dray, Lethbridge, 14:53.0; 4. Kevin Adams, REH, 14:54.9; 5. Aaron Ellison, UW, 14:56.8; 6. Ron Johnson, REH, 15:13.3.

WOMEN'S MILE RELAY-- 1. Unattached (Young, Dong, Gregg, Bush), 4:03.2; 2. Washington "A" (Tasker, Herson, McCallen, Stocker), 4:15.0; 3. Bellevue CC (Siegmann, Maris, Fair, Smith), 4:24.8.

MEN'S MILE RELAY (Heat I)-- 1. Washington "A" (Jamerson, Smith, Hazelton, Odegard), 3:21.5; 2. Bellevue unattached (Smith, Claxton, Sovboda, Fabin), 3:24.0; 3. Simon Fraser "A" (Witte, Thola, Nagy, Chapman), 3:24.1; 4. Puget Sound (Chaumell, Brendall, Hospenthal, Daugherty), 3:24.6; 5. Highline "A" (Hogg Bearney, Newby, Quigley), 3:29.4; 6. George Fox (Cummings, Mueller, Eakin, Swiagit), 3:32.4; 7. Western Washington (Skay, Goodrich, Vines, Harris), 3:33.3.

MEN'S MILE RELAY (Heat II)-- 1. Washington "B" (Roe, Caven, Forsyth, Richman), 3:33.0; 2. Highline "B" (Krieder, Russell, Cleland, Campbell), 3:39.5; 3. Tacoma CC (Smith, Williams, Collins, Bailey), 3:42.3.

WOMEN'S DISCUS-- 1. Jennifer Ponath, CNW, 169-10 (51.78); 2. Meg Jones, UW, 154-1 (46.98); 3. Amy O'Herin, UPS, 133-11 (40.82); 4. Wendy Croly, VCC, 116-7 (35.54); 5. Wilke Heskett, unatt., 101-8 (31.00); 6. Sue Sanborn, WWU, 101-4 (30.88).

####

UNIVERSITY OF WASHINGTON
Sports Information Department (206) 543-2230
Chuck Niemi, Asst. AD/SID
Jeanne Grainger/Chip Lydum/Don Meucci, Asst. SIDs
(Track--Dan Lapse)

March 21, 1987

HUSKY TRACK & FIELD CLASSIC @Husky Stadium, Saturday, March 21, 1987

WOMEN'S LONG JUMP-- 1. Kendra Keller, UW, 18-10 (5.74); 2. Angie Tasker, UW, 17-11 (5.46); 3. Jennifer Nacrelli, UW, 16-5 ½ (5.02); 4. Shelly Borovich, WWU, 16-4 ½ (4.99); 5. Maria Young, unatt., 15-9 ¼ (4.81); 6. Liesl Bohn, ECC, 13-1 (3.99).

MEN'S HAMMER THROW-- 1. Neil Kneip, unatt., 206-7 (62.97); 2. Eric Johnson, UW, 177-11 (54.23); 3. Sam Maxwell, UW, 167-11 (51.90); 4. Jon Torrence, WWU, 161-3 (49.17); 5. Ray Phinney, UPS, 150-1 (45.77); 6. Dave Elkins, GF, 141-3 (43.06).

MEN'S 10,000 METER RUN-- 1. Jim Reinke, UW, 29:57.2; 2. Mike Smith, unatt., 30:58.2; 3. Steve Tollaun, WWU, 31:18.6; 4. Doug Welch, UW, 31:42; 5. Dave Colburn, PSU, 31:56.5; 6. Brad James, UW, 32:03.0; 7. Dave Beller, GRCC, 33:10.6; 8. Paul Gootziuger, PSU, 33:43.8; 9. Jereney Rene, UW, 33:57.6; 10. Steve Duncan, GRCC, 36:16.5.

WOMEN'S 10,000 METER RUN-- 1. Debbie Myra, PSU, 33:51.4 (NCAA Qualifying Standard); 2. LeAnn McNeary, PSU, 43:11.1; 3. Kali Haverstick, GFC, 43:47.7. *Dist = 43:57.8*

MEN'S 4 X 100 RELAY-- 1. Washington (Boher, Shugarts, Richmond, Gary), 42.5 2. Green River CC (Ward, Rutherford, Helles, Coleman), 42.7; 3. Highline CC (Kunst, Newby, Cleland, Hog), 43.9; 4. Tacoma CC (Bailey, Dureitz, Williams, Turner), 45.5; Disqualified-Simon Fraser (Lock, Levy, Spence, Dwyer), 43.7

WOMEN'S 4 X 100 RELAY-- 1. Washington (Keller, Tasker, Naculli, O'Connell), 49.9.

WOMEN'S HIGH JUMP-- 1. Vicki Borsheim, UW, 5-11 ¼ (1.81) (Pac-10 qualifying standard); 2. Liz Harris, unatt., 5-6 ½ (1.69); 3. Lori Fair, BCC, 5-0 ½ (1.54).

MEN'S 3000 METER STEEPLECHASE-- 1. Kevin Flanagan, UW, 9:18.8; 2. Gregg Bronn, UW, 9:28.2; 3. Hugh Weber, WWU, 9:49.6; 4. Matt Ruhl, WWU, 9:56.3; 5. Dave Dunham, unatt., 9:59.7.

WOMEN'S 1500 METER RUN-- 1. Sandra Gregg, CNW, 4:31.6; 2. Sarah Bolender, UW, 4:32.6; 3. Janika Peterson, UW, 4:40.1; 4. Lia Shierk, UW, 4:49.2; 5. Carlene Urrutia, UW, 4:51.0; 6. Jennifer Hallot, WWU, 5:00.9; 7. Heidi Wendel, UPS, 5:03.9; 8. Melanie Springer, GFC, 5:12.9.

WOMEN'S JAVELIN-- 1. Helena Uusatilo, UW, 177-11 (54.22) (NCAA Qualifying Standard); 2. Karen Murray, VOC, 164-6 (50.15); 3. Diana Carr, unatt., 162-5 (49.52); 4. Shelly Sanford, UW, 160-6 (48.92); 5. Kristy Evans, VTF, 160-1 (48.81); 6. Ginger Ferguson, UW, 146-4 (44.61).

MEN'S 1500 METER RUN (Heat I)-- 1. Matt Donnelly, UW, 3:50.4; 2. Mike Michael, unatt., 3:53.5; 3. Saul Kinderas, unatt., 3:54.6; 4. Eric Engelstone, UW, 3:55.0; 5. T.T. Roe, UW, 3:56.8; 6. Jeff Moulton, WWU, 3:58.2; 7. Dan Lehr, UW, 3:58.4; 8. Dave Molesh, WWU, 4:06.9; 9. Jeff Sloan, HCC, 4:30.6.

MEN'S 1500 METER RUN (Heat II)-- 1. Chris Riley, GRCC, 4:04.9; 2. Paul Keire, UW, 4:07.1; 3. Barry McMongale, WWU, 4:07.2; 4. Kevin McMurray, UW, 4:08.5; 5. Randy Swigart, GFC, 4:09.2; 6. Ben Colling, unatt., 4:09.3; 7. Gary Strand, unatt., 4:09.9; 8. John Greengo, SCC, 4:11.7; 9. Luis Gomez, UW, 4:13.3; 10. Nick Dippolito, BCC, 4:18.9; 11. John Russell, HCC, 4:20.5; 12. Tim Graham, GFC, 4:24.8; 13. Tim Vandervlugt, HCC, 4:36.6. *[NAT=14.4]*

MEN'S 110 METER HURDLES (Heat I)-- 1. Adolphus Onua, GFC, 14.5; 2. Brent Rutherford, unatt., 14.6; 3. Bill Richmond, UW, 14.7; 4. John Belford, unatt., 14.9; 5. Mark Hale, UW, 16.7; 6. Elliott Forsyth, UW, 18.2. *[Dist = 16.0]*

MEN'S 110 METER HURDLES (Heat II)-- 1. Scott Cummins, GFC, 15.6; 2. Todd Henson, WWU, 15.7; 3. Anderson Ware, BCC, 15.8; 4. Brent Wheeler, unatt., 15.8; 5. Casey Campbell, HCC, 16.0; 6. Tony Craven, UW, 16.0.

MEN'S 110 METER HURDLES (Heat III)-- 1. Artie Dureitz, TCC, 16.2; 2. Dan Hemmen, WWU, 16.5; 3. Greg Phoenix, SFU, 16.7; 4. John Arlt, CWU, 16.8; 5. John Harris, WWU, 17.6; 6. Lars Everlund, WWU, 17.6.

HUSKY TRACK & FIELD CLASSIC RESULTS (Cont.)

2-2-2-2

MEN'S LONG JUMP-- 1. Mike Jones, GRCC, 22-9 $\frac{1}{4}$ (6.94); 2. Richard Caxton, unatt., 21-8 $\frac{3}{4}$ (6.62); 3. Jesse Wifte, unatt., 21-3 $\frac{1}{4}$ (6.48); 4. Kevin Moxpes, UPS, 20-7 $\frac{3}{4}$ (6.29); 5. Ben Bushieb, CWU, 20-7 $\frac{3}{4}$ (6.29); 6. Greg Phoenix, SJU, 20-2 $\frac{1}{4}$ (6.15)

POLE VAULT-- 1. Vaughn Stehr, unatt., 14-1 (4.30); 2. Rod Eakin, GFC, 13-5 (4.10); 3. Tony Anderman, ECC, 13-5 (4.10); 4. Rick Baggett, SSS, 13-1 $\frac{1}{2}$ (4.00); 5. Tom Dixon, 13-1 $\frac{1}{2}$ (4.00).

WOMEN'S 100 METER HURDLES-- 1. Kendra Keller, UW, 15.3; 2. Mary Kusler, UPS, 15.9; 3. Jennifer Nacrelli, UW, 17.3; 4. Megan Neary, WWU, 17.5; 5. Marcie Smith, BCC, 25.0.

WOMEN'S 400 METER DASH(Heat I)-- 1. Donna Dennis, unatt., 56.5; 2. Rachel Bush, unatt., 57.9; 3. Cheryl Siegman, unatt., 59.4; 4. Angela Downing, GRCC, 6.05; 5. Pam Langan, WWU, 61.9.

WOMEN'S 400 METER DASH(Heat II)-- 1. Marta Shields, GFC, 60.6; 2. Cathy O'Connell, UW, 61.1; 3. Marie Young, unatt., 61.3; 4. Kristi Bergesen, UW, 61.6; 5. Karen Olsen, WWU, 65.4.

MEN'S 400 METER DASH(Heat I)-- 1. Todd Schutte, SIU, 48.4; 2. Tracy Daugherty, UPS, 49.4; 3. Scott Haxelton, UW, 49.5; 4. Jay Jamerson, UW, 49.5; 5. Paul Thola, SFU, 50.7; 6. Homer Levy, SFU, 51.5.

MEN'S 400 METER DASH (Heat II)-- 1. Charles Tennant, SIU, 49.6; 2. Paul Hospenthal, UPS, 50.1; 3. Bud Marshall, GRCC, 50.4; 4. Teo Smith, UW, 50.4; 5. Sasha Nagy, SFU, 51.1; 6. Tim Conley, GFC, 51.4.

MEN'S 400 METER DASH (Heat III)-- 1. Brent Jones, unatt., 50.4; 2. Thayne Chaumell, UPS, 50.5; 3. Matt Hogg, HCC, 50.8; 4. Chris Peddie, UW, 51.1; 5. Tim Adams, WWU, 52.8; 6. Fred Hembry, unatt., 52.8.

WOMEN'S 100 METER DASH-- 1. Holly Watson, WWU, 12.3; 2. Angie Tasker, UW, 12.4; 3. Esrenee Cunningham, UW, 12.6; 4. Megan Angier, unatt., 14.5.

MEN'S 100 METER DASH(Heat I)-- 1. Lee Gordon, unatt., 10.6; 2. Mike Dwyer, SFU, 10.8; 3. Art Ballard, BCC, 10.9; 4. Chris Lock, SFU, 11.0; 5. David Mueller, GFC, 11.8; 6. Whit Finks, unatt., 11.8.

MEN'S 100 METER DASH (Heat II)-- 1. Steve Bohree, UW, 11.2; 2. Bob Gary, UW, 11.3; 3. Leroy Johnson, Navy, 11.5; 4. Kevin Hayles, unatt., 11.6; 5. Bill Stenlund, CWU, 11.6.

MEN'S 100 METER DASH (Heat III)-- 1. Wayne Ward, GRCC, 10.9; 2. Greg Shugarts, UW, 11.2; 3. Randy Kalmbach, ECC, 11.4; 4. Thomas Ashley, ECC, 11.5.

MEN'S 100 METER DASH (Heat IV)-- 1. Rob Soo, WWU, 11.5; 2. Brian Mechling, unatt., 11.9; 3. Jerome Vines, WWU, 12.0; 4. Phil Jentoff, WWU, 12.2; 5. Matt Lumsden, ECC, 14.2.

WOMEN'S 800 METER RUN-- 1. Sara Bolender, UW, 2:11.4 (Pac-10 qualifying standard); 2. Mary Dong, unatt., 2:11.5; 3. Laura Farias, UW, 2:12.7; 4. Sandra Gregg, CNW, 2:15.5; 5. Kathy Miller, WWU, 2:18.0; 6. Val Stocker, UW, 2:19.1; 7. Janika Peterson, UW, 2:21.4; 8. Kirby McClelland, UW, 2:24.3; 9. Jennifer Hallett, WWU, 2:27.3; 10. Mary Hurson, UW, 2:29.7.

MEN'S 800 METER RUN (Heat I)-- 1. Todd Bearnly, HCC, 1:54.5; 2. Cleave Odegard, UW, 1:57.8; 3. Randy Swigart, GFC, 1:59.7; 4. Brian Jacobsen, GRCC, 1:59.9; 5. Allen Carbert, HCC, 2:08.3.

MEN'S 800 METER RUN (Heat II)-- 1. Wes Quibley, HCC, 1:56.5; 2. Steve Jackson, unatt., 1:57.6; 3. Andy Gilchrist, UW, 1:57.6; 4. Brian Grierke, UW, 1:59.2; 5. Todd Peckham, WWU, 2:00.3; 6. Paul Keire, UW, 2:02.8.

MEN'S 800 METER RUN (Heat III)-- 1. Barry Hutchinson, WWU, 2:00.5; 2. Kevin Doran, UW, 2:01.5; 3. Everett, Owen, HCC, 2:05.8; 4. Daryl Cox, BCC, 2:20.1.

MEN'S JAVELIN-- 1. Mark Babich, unatt., 231-8 (70.62); 2. Ron Uhl, unatt., 211-11 (64.60); 3. Darryl Roberson, UW, 208-9 (63.62); 4. Doug Cooper, unatt., 206-3 (62.86); 5. Mike Olina, CWU, 205-1 (62.50); 6. Mike Watts, GFC, 184-5 (56.22).

HUSKY TRACK & FIELD CLASSIC RESULTS (Cont.)

3-3-3-3

WOMEN'S 400 METER HURDLES-- 1. Cheryl Wardell, PSU, 65.6; 2. Jennifer Nacrelli, UW, 65.8; 3. Mary Kusler, UPS, 66.6; 4. Marci Smith, BCC, 68.3; 5. Annette Sommers, unatt., 69.3; 6. Lori Fair, BCC, 71.4.

MEN'S 400 METER HURDLES (Heat I)-- 1. Chuck Desmith, BCC, 54.9; 2. Mark Hale, UW, 54.9; 3. Bill Richmond, UW, 55.4; 4. Brent Wheeler, unatt., 55.6; 5. Brian Brendel, UPS, 57.2; 6. Casey Campbell, HCC, 57.8.

MEN'S 400 METER HURDLES (Heat II)-- 1. Daren Monroe, BCC, 55.7; 2. Tony Craven, UW, 55.9; 3. John Arlt, CWU, 56.2; 4. Dan Hemmen, WWU, 58.1; 5. Alan Skay, WWU, 58.4; 6. Mike Cleland, HCC, 59.7; 7. Mike Jones, GRCC, 61.8.

MEN'S 400 METER HURDLES (Heat III)-- 1. John Belford, unatt., 57.2; 2. Jeff Baker, unatt., 58.7; 3. Rich Fillman, UW, 59.6.

WOMEN'S TRIPLE JUMP-- 1. September George, UW, 36-11½ (11.26); 2. Shelly Borovich, WWU, 36-6 ¾ (11.14).

MEN'S TRIPLE JUMP-- 1. Joseph Taiwo, unatt. 54-2½ (16.52); 2. James Hicks, BCC, 46-4 (14.12); 3. Kevin Mapes, UPS, 43-0¼ (13.11); 4. Pat Leeper, GFC, 42-1¼ (12.83); 5. Jerome Vines, WWU, 41-2½ (12.56).

WOMEN'S 3000 METER RUN-- 1. Susan Gregg, CNW, 9:50.5; 2. Genevive Pfueller, WWU, 9:56.2; 3. Jennifer Draughon, GRCC, 10:18.1; 4. Jennifer Eastman, WWU, 10:33.8; 5. Jennifer Gillette, UW, 10:34.4; 6. JoAnne Maris, BCC, 10:39.9; 7. Michelle Vaughan, BCC; 8. Michelle Lang, GFC; 9. Melanie Springer, GFC; 10. Dianne Peterson, GFC.

WOMEN'S 200 METER DASH-- 1. Donna Dennis, unatt., 24.7; 2. Holly Watson, WWU, 25.1; 3. Angie Tasker, UW, 25.5; 4. Marta Shields, GFC, 26.6; 5. Angela Downing, GRCC, 27.0; 6. Esrenee Cunningham, UW, 27.0. *Handwritten: 27.2*

MEN'S HIGH JUMP-- 1. Brett Curtis, unatt., 6-7½ (2.02); 2. Phil Benson, unatt., 6-7½ (2.02); 3. Rod Wilcox, UW, 6-5½ (1.97); 4. Tom Dixon, CWU, 6-3½ (1.92); 5. Brian Bailey, 6-3½ (1.92); 6. Jeff Warily, unatt., 6-1½ (1.87); 7. Mike Jones, GRCC, 6-1½ (1.87); 8. Elliot Forsyth, UW, 6-1½ (1.87).

MEN'S 200 METER DASH (Heat I)-- 1. Mike Swyer, SFU, 21.5; 2. Lee Gordon, unatt., 21.8; 3. Chris Lock, SFU, 23.1; 4. Dave Mueller, GFC, 23.6; 5. Fred Kotto, unatt., 24.2.

MEN'S 200 METER DASH (Heat II)-- 1. Steve Bohrer, UW, 22.7; 2. Leroy Johnson, Navy, 23.0; 3. Henry Brown, UW, 23.1; 4. Anderson Ware, BCC, 23.2; 5. Kevin Hayles, unatt., 23.5; 6. Mike Kuntz, HCC, 25.1.

MEN'S 200 METER DASH (Heat III)-- 1. Jay Jamerson, UW, 22.7; 2. Greg Shugarts, UW, 22.8; 3. Thayne Chaumell, UPS, 23.0; 4. Mark Neuby, HCC, 23.8; 5. Bob Soo, WWU, 23.8; 6. Ashley Thomas, ECC, 23.8.

MEN'S 200 METER DASH (Heat IV)-- 1. Wayne Ward, GRCC, 22.5; 2. Scott Hazelton, UW, 23.1; 3. Randy Kalmbach, unatt., 23.7; 4. Brian Mechling, ECC, 24.2.

MEN'S 200 METER DASH (Heat V)-- 1. Darren Coleman, unatt. 22.3; 2. Teo Smith, UW, 22.8; 3. Brent Jones, unatt., 23.1; 4. Bill Stevlund, CWU, 23.1; 5. Chris Peddie, UW, 23.8; 6. John Harris, WWU, 24.2.

MEN'S DISCUS-- 1. Dan Tabish, UW, 179-5 (54.68) (Pac-10 qualifying standard); 2. Rob McManus, SFU, 164-8 (50.20); 3. Todd Wilson, unatt., 164-2 (50.04); 4. Eric Johnson, unatt., 162-9 (49.62); 5. Neil Kneip, unatt., 162-0 (49.38); 6. Jon Torrance, CWU, 153-1 (46.66);

WOMEN'S SHOT PUT-- 1. Jennifer Ponath, CNW, 52-0½ (15.86); 2. Meg Jones, 50-4 ¾ (15.36) (Pac-10 qualifying standard); 3. Shirley Ross, UW, 47-7 ¼ (14.51) (Pac-10 qualifying standard); 4. Moira Fitch, VTC, 42-9 ¾ (13.05); 5. Amy O'Hercis, UPS, 40-7 (12-37); 6. Wilke Heskett, unatt., 38-11 ¾ (11.88).

MEN'S SHOT PUT-- 1. Chris Benson, unatt., 58-6½ (17.84); 2. Neil Kneip, unatt., 58-2 (17.73); 3. Russ Vincent, unatt., 53-2¼ (16.21); 4. John Pietz, HCC, 47-0 ¾ (14.34); 5. Mike Watts, GFC, 45-10½ (13.98); 6. Greg Phoenix, SFU, 42-2¼ (12.86).

UNIVERSITY OF WASHINGTON
Sports Information Department (206) 543-2230
Chuck Niemi, Asst. AD/SID
Jeanne Grainger/Chip Lydum/Don Meucci, Asst. SIDs
(Track--Dan Lepse)

March 21, 1987

HUSKY TRACK & FIELD CLASSIC @Husky Stadium, Saturday, March 21, 1987

WOMEN'S LONG JUMP-- 1. Kendra Keller, UW, 18-10 (5.74); 2. Angie Tasker, UW, 17-11 (5.46); 3. Jennifer Nacrelli, UW, 16-5 ½ (5.02); 4. Shelly Borovich, WWU, 16-4 ½ (4.99); 5. Maria Young, unatt., 15-9 ¼ (4.81); 6. Liesl Bohn, ECC, 13-1 (3.99).

MEN'S HAMMER THROW-- 1. Neil Kneip, unatt., 206-7 (62.97); 2. Eric Johnson, UW, 177-11 (54.23); 3. Sam Maxwell, UW, 167-11 (51.90); 4. Jon Torrence, WWU, 161-3 (49.17); 5. Ray Phinney, UPS, 150-1 (45.77); 6. Dave Elkins, GF, 141-3 (43.06).

MEN'S 10,000 METER RUN-- 1. Jim Reinke, UW, 29:57.2; 2. Mike Smith, unatt., 30:58.2; 3. Steve Tollaun, WWU, 31:18.6; 4. Doug Welch, UW, 31:42; 5. Dave Colburn, PSU, 31:56.5; 6. Brad James, UW, 32:03.0; 7. Dave Beller, GRCC, 33:10.6; 8. Paul Gootziuger, PSU, 33:43.8; 9. Jereney Rene, UW, 33:57.6; 10. Steve Duncan, GRCC, 36:16.5.

WOMEN'S 10,000 METER RUN-- 1. Debbie Myra, PSU, 33:51.4 (NCAA Qualifying Standard); 2. LeAnn McNeary, PSU, 43:11.1; 3. Kali Haverstick, GFC, 43:47.7.

MEN'S 4 X 100 RELAY-- 1. Washington (Boher, Shugarts, Richmond, Gary), 42.5 2. Green River CC (Ward, Rutherford, Helles, Coleman), 42.7; 3. Highline CC (Kunst, Newby, Cleland, Hog), 43.9; 4. Tacoma CC (Bailey, Dureitz, Williams, Turner), 45.5; Disqualified-Simon Fraser (Lock, Levy, Spence, Dwyer), 43.7

WOMEN'S 4 X 100 RELAY-- 1. Washington (Keller, Tasker, Naculli, O'Connell), 49.9.

WOMEN'S HIGH JUMP-- 1. Vicki Borsheim, UW, 5-11 ¼ (1.81) (Pac-10 qualifying standard); 2. Liz Harris, unatt., 5-6 ½ (1.69); 3. Lori Fair, BCC, 5-0 ½ (1.54).

MEN'S 3000 METER STEEPLECHASE-- 1. Kevin Flanagan, UW, 9:18.8; 2. Gregg Bronn, UW, 9:28.2; 3. Hugh Weber, WWU, 9:49.6; 4. Matt Ruhl, WWU, 9:56.3; 5. Dave Dunham, unatt., 9:59.7.

WOMEN'S 1500 METER RUN-- 1. Sandra Gregg, CNW, 4:31.6; 2. Sarah Bolender, UW, 4:32.6; 3. Janika Peterson, UW, 4:40.1; 4. Lia Shierk, UW, 4:49.2; 5. Carlene Urrutia, UW, 4:51.0; 6. Jennifer Hallot, WWU, 5:00.9; 7. Heidi Wendel, UPS, 5:03.9; 8. Melanie Springer, GFC, 5:12.9.

WOMEN'S JAVELIN-- 1. Helena Uusaitlo, UW, 177-11 (54.22) (NCAA Qualifying Standard); 2. Karen Murray, VOC, 164-6 (50.15); 3. Diana Carr, unatt., 162-5 (49.52); 4. Shelly Sanford, UW, 160-6 (48.92); 5. Kristy Evans, VTF, 160-1 (48.81); 6. Ginger Ferguson, UW, 146-4 (44.61).

MEN'S 1500 METER RUN (Heat I)-- 1. Matt Donnelly, UW, 3:50.4; 2. Mike Michael, unatt., 3:53.5; 3. Saul Kinderas, unatt., 3:54.6; 4. Eric Engelstone, UW, 3:55.0; 5. T.T. Roe, UW, 3:56.8; 6. Jeff Moulton, WWU, 3:58.2; 7. Dan Lehr, UW, 3:58.4; 8. Dave Molesh, WWU, 4:06.9; 9. Jeff Sloan, HCC, 4:30.6.

MEN'S 1500 METER RUN (Heat II)-- 1. Chris Riley, GRCC, 4:04.9; 2. Paul Keire, UW, 4:07.1; 3. Barry McMongale, WWU, 4:07.2; 4. Kevin McMurray, UW, 4:08.5; 5. Randy Swigart, GFC, 4:09.2; 6. Ben Colling, unatt., 4:09.3; 7. Gary Strand, unatt., 4:09.9; 8. John Greengo, SCC, 4:11.7; 9. Luis Gomez, UW, 4:13.3; 10. Nick Dippolito, BCC, 4:18.9; 11. John Russell, HCC, 4:20.5; 12. Tim Graham, GFC, 4:24.8; 13. Tim Vandervlugt, HCC, 4:36.6.

MEN'S 110 METER HURDLES--(Heat I)-- 1. Adolphus Onua, GFC, 14.5; 2. Brent Rutherford, unatt., 14.6; 3. Bill Richmond, UW, 14.7; 4. John Belford, unatt., 14.9; 5. Mark Hale, UW, 16.7; 6. Elliott Forsyth, UW, 18.2.

MEN'S 110 METER HURDLES (Heat II)-- 1. Scott Cummins, GFC, 15.6; 2. Todd Henson, WWU, 15.7; 3. Anderson Ware, BCC, 15.8; 4. Brent Wheeler, unatt., 15.8; 5. Casey Campbell, HCC, 16.0; 6. Tony Craven, UW, 16.0.

MEN'S 110 METER HURDLES (Heat III)-- 1. Artie Dureitz, TCC, 16.2; 2. Dan Hemmen, WWU, 16.5; 3. Greg Phoenix, SFU, 16.7; 4. John Arlt, CWU, 16.8; 5. John Harris, WWU, 17.6,

MEN'S LONG JUMP-- 1. Mike Jones, GRCC, 22-9 $\frac{1}{4}$ (6.94); 2. Richard Caxton, unatt., 21-8 $\frac{3}{4}$ (6.62); 3. Jesse Wifte, unatt., 21-3 $\frac{1}{4}$ (6.48); 4. Kevin Moxpes, UPS, 20-7 $\frac{3}{4}$ (6.29); 5. Ben Bushieb, CWU, 20-7 $\frac{3}{4}$ (6.29); 6. Greg Phoenix, SJU, 20-2 $\frac{1}{2}$ (6.15)

POLE VAULT-- 1. Vaughn Stehr, unatt., 14-1 (4.30); 2. Rod Eakin, GFC, 13-5 (4.10); 3. Tony Anderman, ECC, 13-5 (4.10); 4. Rick Baggett, SSS, 13-1 $\frac{1}{2}$ (4.00); 5. Tom Dixon, 13-1 $\frac{1}{2}$ (4.00).

WOMEN'S 100 METER HURDLES-- 1. Kendra Keller, UW, 15.3; 2. Mary Kusler, UPS, 15.9; 3. Jennifer Nacrelli, UW, 17.3; 4. Megan Neary, WWU, 17.5; 5. Marcie Smith, BCC, 25.0.

WOMEN'S 400 METER DASH(Heat I)-- 1. Donna Dennis, unatt., 56.5; 2. Rachel Bush, unatt., 57.9; 3. Cheryl Siegman, unatt., 59.4; 4. Angela Downing, GRCC, 6.05; 5. Pam Langan, WWU, 61.9.

WOMEN'S 400 METER DASH(Heat II)-- 1. Marta Shields, GFC, 60.6; 2. Cathy O'Connell, UW, 61.1; 3. Marie Young, unatt., 61.3; 4. Kristi Bergesen, UW, 61.6; 5. Karen Olsen, WWU, 65.4.

MEN'S 400 METER DASH(Heat I)-- 1. Todd Schutte, SIU, 48.4; 2. Tracy Daugherty, UPS, 49.4; 3. Scott Haxelton, UW, 49.5; 4. Jay Jamerson, UW, 49.5; 5. Paul Thola, SFU, 50.7; 6. Homer Levy, SFU, 51.5.

MEN'S 400 METER DASH (Heat II)-- 1. Charles Tennant, SIU, 49.6; 2. Paul Hospenthal, UPS, 50.1; 3. Bud Marshall, GRCC, 50.4; 4. Teo Smith, UW, 50.4; 5. Sasha Nagy, SFU, 51.1; 6. Tim Conley, GFC, 51.4.

MEN'S 400 METER DASH (Heat III)-- 1. Brent Jones, unatt., 50.4; 2. Thayne Chaumell, UPS, 50.5; 3. Matt Hogg, HCC, 50.8; 4. Chris Peddie, UW, 51.1; 5. Tim Adams, WWU, 52.8; 6. Fred Hembry, unatt., 52.8.

WOMEN'S 100 METER DASH-- 1. Holly Watson, WWU, 12.3; 2. Angie Tasker, UW, 12.4; 3. Esrenee Cunningham, UW, 12.6; 4. Megan Angier, unatt., 14.5.

MEN'S 100 METER DASH-(Heat I)-- 1. Lee Gordon, unatt., 10.6; 2. Mike Dwyer, SFU, 10.8; 3. Art Ballard, BCC, 10.9; 4. Chris Lock, SFU, 11.0; 5. David Mueller, GFC, 11.8; 6. Whit Finks, unatt., 11.8.

MEN'S 100 METER DASH (Heat II)-- 1. Steve Bohree, UW, 11.2; 2. Bob Gary, UW, 11.3; 3. Leroy Johnson, Navy, 11.5; 4. Kevin Hayles, unatt., 11.6; 5. Bill Stenlund, CWU, 11.6.

MEN'S 100 METER DASH (Heat III)-- 1. Wayne Ward, GRCC, 10.9; 2. Greg Shugarts, UW, 11.2; 3. Randy Kalmbach, ECC, 11.4; 4. Thomas Ashley, ECC, 11.5.

MEN'S 100 METER DASH (Heat IV)-- 1. Rob Soo, WWU, 11.5; 2. Brian Mechling, unatt., 11.9; 3. Jerome Vines, WWU, 12.0; 4. Phil Jentoff, WWU, 12.2; 5. Matt Lumsden, ECC, 14.2.

WOMEN'S 800 METER RUN-- 1. Sara Bolender, UW, 2:11.4 (Pac-10 qualifying standard); 2. Mary Dong, unatt., 2:11.5; 3. Laura Farias, UW, 2:12.7; 4. Sandra Gregg, CNW, 2:15.5; 5. Kathy Miller, WWU, 2:18.0; 6. Val Stocker, UW, 2:19.1; 7. Janika Peterson, UW, 2:21.4; 8. Kirby McClelland, UW, 2:24.3; 9. Jennifer Hallett, WWU, 2:27.3; 10. Mary Hurson, UW, 2:29.7.

MEN'S 800 METER RUN (Heat I)-- 1. Todd Bearny, HCC, 1:54.5; 2. Cleave Odegard, UW, 1:57.8; 3. Randy Swigart, GFC, 1:59.7; 4. Brian Jacobsen, GRCC, 1:59.9; 5. Allen Carbert, HCC, 2:08.3.

MEN'S 800 METER RUN (Heat II)-- 1. Wes Qibley, HCC, 1:56.5; 2. Steve Jackson, unatt., 1:57.6; 3. Andy Gilchrist, UW, 1:57.6; 4. Brian Grierke, UW, 1:59.2; 5. Todd Peckham, WWU, 2:00.3; 6. Paul Keire, UW, 2:02.8.

MEN'S 800 METER RUN (Heat III)-- 1. Barry Hutchinson, WWU, 2:00.5; 2. Kevin Doran, UW, 2:01.5; 3. Everett, Owen, HCC, 2:05.8; 4. Daryl Cox, BCC, 2:20.1.

MEN'S JAVELIN-- 1. Mark Babich, unatt., 231-8 (70.62); 2. Ron Uhl, unatt., 211-11 (64.60); 3. Darryl Roberson, UW, 208-9 (63.62); 4. Doug Cooper, unatt., 206-3 (62.86); 5. Mike Olina, CWU, 205-1 (62.50); 6. Mike Watts, GFC, 184-5 (56.22).

WOMEN'S 400 METER HURDLES-- 1. Cheryl Wardell, PSU, 65.6; 2. Jennifer Nacrelli, UW, 65.8; 3. Mary Kusler, UPS, 66.6; 4. Marci Smith, BCC, 68.3; 5. Annette Sommers, unatt., 69.3; 6. Lori Fair, BCC, 71.4.

MEN'S 400 METER HURDLES (Heat I)-- 1. Chuck Desmith, BCC, 54.9; 2. Mark Hale, UW, 54.9; 3. Bill Richmond, UW, 55.4; 4. Brent Wheeler, unatt., 55.6; 5. Brian Brendel, UPS, 57.2; 6. Casey Campbell, HCC, 57.8.

MEN'S 400 METER HURDLES (Heat II)-- 1. Daren Monroe, BCC, 55.7; 2. Tony Craven, UW, 55.9; 3. John Arlt, CWU, 56.2; 4. Dan Hemmen, WWU, 58.1; 5. Alan Skay, WWU, 58.4; 6. Mike Cleland, HCC, 59.7; 7. Mike Jones, GRCC, 61.8.

MEN'S 400 METER HURDLES (Heat III)-- 1. John Belford, unatt., 57.2; 2. Jeff Baker, unatt., 58.7; 3. Rich Fillman, UW, 59.6.

WOMEN'S TRIPLE JUMP-- 1. September George, UW, 36-11½ (11.26); 2. Shelly Borovich, WWU, 36-6 ¾ (11.14).

MEN'S TRIPLE JUMP-- 1. Joseph Taiwo, unatt. 54-2½ (16.52); 2. James Hicks, BCC, 46-4 (14.12); 3. Kevin Mapes, UPS, 43-0½ (13.11); 4. Pat Leeper, GFC, 42-1¼ (12.83); 5. Jerome Vines, WWU, 41-2½ (12.56).

WOMEN'S 3000 METER RUN-- 1. Susan Gregg, CNW, 9:50.5; 2. Genevive Pfueller, WWU, 9:56.2; 3. Jennifer Draughon, GRCC, 10:18.1; 4. Jennifer Eastman, WWU, 10:33.8; 5. Jennifer Gillette, UW, 10:34.4; 6. JoAnne Maris, BCC, 10:39.9; 7. Michelle Vaughan, BCC; 8. Michelle Lang, GFC; 9. Melanie Springer, GFC; 10. Dianne Peterson, GFC.

WOMEN'S 200 METER DASH-- 1. Donna Dennis, unatt., 24.7; 2. Holly Watson, WWU, 25.1; 3. Angie Tasker, UW, 25.5; 4. Marta Shields, GFC, 26.6; 5. Angela Downing, GRCC, 27.0; 6. Esrenee Cunningham, UW, 27.0.

MEN'S HIGH JUMP-- 1. Brett Curtis, unatt., 6-7½ (2.02); 2. Phil Benson, unatt., 6-7½ (2.02); 3. Rod Wilcox, UW, 6-5½ (1.97); 4. Tom Dixon, CWU, 6-3½ (1.92); 5. Brian Bailey, 6-3½ (1.92); 6. Jeff Warily, unatt., 6-1½ (1.87); 7. Mike Jones, GRCC, 6-1½ (1.87); 8. Elliot Forsyth, UW, 6-1½ (1.87).

MEN'S 200 METER DASH (Heat I)-- 1. Mike Swyer, SFU, 21.5; 2. Lee Gordon, unatt., 21.8; 3. Chris Lock, SFU, 23.1; 4. Dave Mueller, GFC, 23.6; 5. Fred Kotto, unatt., 24.2.

MEN'S 200 METER DASH (Heat II)-- 1. Steve Bohrer, UW, 22.7; 2. Leroy Johnson, Navy, 23.0; 3. Henry Brown, UW, 23.1; 4. Anderson Ware, BCC, 23.2; 5. Kevin Hayles, unatt., 23.5; 6. Mike Kuntz, HCC, 25.1.

MEN'S 200 METER DASH (Heat III)-- 1. Jay Jamerson, UW, 22.7; 2. Greg Shugarts, UW, 22.8; 3. Thayne Chaumell, UPS, 23.0; 4. Mark Neuby, HCC, 23.8; 5. Bob Soo, WWU, 23.8; 6. Ashley Thomas, ECC, 23.8.

MEN'S 200 METER DASH (Heat IV)-- 1. Wayne Ward, GRCC, 22.5; 2. Scott Hazelton, UW, 23.1; 3. Randy Kalmbach, unatt., 23.7; 4. Brian Mechling, ECC, 24.2.

MEN'S 200 METER DASH (Heat V)-- 1. Darren Coleman, unatt. 22.3; 2. Teo Smith, UW, 22.8; 3. Brent Jones, unatt., 23.1; 4. Bill Stevlund, CWU, 23.1; 5. Chris Peddie, UW, 23.8; 6. John Harris, WWU, 24.2.

MEN'S DISCUS-- 1. Dan Tabish, UW, 179-5 (54.68) (Pac-10 qualifying standard); 2. Rob McManus, SFU, 164-8 (50.20); 3. Todd Wilson, unatt., 164-2 (50.04); 4. Eric Johnson, unatt., 162-9 (49.62); 5. Neil Kneip, unatt., 162-0 (49.38); 6. Jon Torrance, CWU, 153-1 (46.66);

WOMEN'S SHOT PUT-- 1. Jennifer Ponath, CNW, 52-0½ (15.86); 2. Meg Jones, 50-4 ¾ (15.36) (Pac-10 qualifying standard); 3. Shirley Ross, UW, 47-7 ¼ (14.51) (Pac-10 qualifying standard); 4. Moira Fitch, VTC, 42-9 ¾ (13.05); 5. Amy O'Hercis, UPS, 40-7 (12-37); 6. Wilke Heskett, unatt., 38-11 ¾ (11.88).

MEN'S SHOT PUT-- 1. Chris Benson, unatt., 58-6½ (17.84); 2. Neil Kneip, unatt., 58-2 (17.73); 3. Russ Vincent, unatt., 53-2¼ (16.21); 4. John Pietz, HCC, 47-0 ¾ (14.34); 5. Mike Watts, GFC, 45-10½ (13.98); 6. Greg Phoenix, SFU, 42-2¼ (12.86).



George Fox College/Southern Oregon
Western Oregon

Newberg, Oregon
April 4, 1987

Scoring: 5-3-2-1
Relays 5-3-0

- 1:00 HAMMER THROW: Sorensen WO (162-8); Lydum WO (151-7); Watts GF (148-10); Settell SO (144-1); Stashin SO (126-9); Osborne SO (109-8); Danko WO (nd); Wardwell SO (nd)
- 1:30 SHOT PUT - Women: (Men follow) D. Settell SO (38-10); Tomlinson WO (34-4) Fox GF (nm); Gates SO (nm)
- SHOT PUT - Men: R. Settell SO (54-11); Danko WO (47-2); Sorenson WO (47-0); Watts GF (43-0); Osborne SO (42-5); Brown WO (nd); Wardwell SO (nd); County SO (nd)
- 1:30 LONG JUMP - Men: (Women follow) Clark WO (21-0); Burke SO (20-6) Noren SO (20-6); Nickell GF (18-8); Chandler SO (nd); Hargett WO (nd); Bonton WO (nd)
- LONG JUMP - Women: Jensen WO (17-2); Plagge WO (nd); Eastland WO (nd)
- 1:30 HIGH JUMP - Women: (Men follow) Plagge WO (5-0); Woolsey GF (5-0) Lovejoy WO (5-0)
- HIGH JUMP - Men: Granger SO (6-7); French WO (6-4); Cornes WO (6-4) Marshall SO (6-0); Leeper GF (nh); Sheppard WO (nh)
- 1:45 POLE VAULT: Taylor SO (15-9); Eakin GF (14-0); Stickles WO (13-0) Nickell GF (11-6); Aromy SO (nh); Taylor SO (nh); Weddle WO (nh) Hargett WO (nh)
- After HT JAVELIN - Men: (Women follow) County SO (195); Watts GF (184-5) Nickell GF (172-2); Mueller GF (142-9); Ladd WO (nd); French WO (nd) Clark WO (nd); Molitar SO (nd)
- JAVELIN - Women: Gates SO (145-10); Fox GF (141-0); Ettner SO (136-2); Osborn WO (126-0); Gee WO (124-0); Jensen WO (118-2)
- After LJ TRIPLE JUMP - Men: (Women follow) Granger SO (43-0); Leeper GF (42-1); Burke SO (41-6); Clark WO (nd); Jacobs WO (nd); Noren SO (nd); Christy GF (nd)
- TRIPLE JUMP - Women: Gates SO (32-0); Plagge WO (nd); Eastland WO (nd)
- After SP DISCUS - Men: (Women follow) Sorenson WO (160-8); Settell SO (156-3); Watts GF (146-0); Stashin SO (117-6); Nickell GF (115-2) Osborne SO (109-8); Lydum WO (nd); Danko WO (nd); Wardwell SO (nd)
- DISCUS - Women: Settell SO (124-5); Tomlinson WO (100-0)
- 2:30 400m RELAY - Women: 3: SOSC (51.7); 4: WOSC (51.0)
- 400m RELAY - Men: 3: SOSC (44.9); 4: GFC (Mueller, Cummins, Eakin, Onua) 44.0; 5: WOSC (Taylor, Ussury, Ball, Beamont) 43.3
- 2:40 3000m STEEPLECHASE: 1: Florence SO (nt); 2: Padduck SO (nt) 3: Mills SO (10:18); 4: Holbrook SO (9:54.1); 5: Winfield WO (nt)

2:55 1500m - Women: 1: Hoffer SO (nm); 2: Thwaite WO (nm); 3: Delsman SO (nm); 4: Springer GF (5:12); 5: J. O'Leary WO (4:52)

1500m - Men: 1: Graham GF (nt); 2: Sele WO (nt); 3: Craig SO (4:04)
4: Schocle WO (4:10); 5: McNeally WO (4:08); 6: Tilgner WO (3:54)

3:10 100m HH - Women: 2: Russell SO (18.1); 3: Henderson WO (18.0)
4: Cochrun SO (16.0); 5: Eastland WO (17.2)

110m HH - Men: Heat I 2: French WO (nt); 3: Rupp SO (14.9)
4: Onua GF (14.5); 5: Cornes WO (15.9); 6: Taylor SO (15.8)
7: Cummins GF (15.0)
Heat II 4: McClellan SO (17.8); 5: Eakin GF (16.1); 6: Naillon WO (nt)

3:25 400m - Women: 3: Loop WO (nm); 4: Russel SO (62.7); 5: Shields GF (60.0); 6: Start SO (63.4); 7: Haworth GF (63.7); 8: Bullis WO (nm)

400m - Men: 3: Dorsey SO (51.8); 4: Conley GF (51.4); 5: Ussery WO (49.2); 6: VanDyke WO (nt); 7: Davenport WO (53.3)

3:35 100m - Women: 4: Wegener WO (nm); 5: Cochrun SO (13.2); 6: Wright WO (nm)

100m - Men: 3: Mueller GF (11.3); 4: Ball WO (nt); 5: Berry SO (10.9); 6: Taylor WO (nt); 7: Biamont WO (nt)

3:45 800m - Women: 1: Hoffer So (2:33); 2: Springer GF (2:29)
3: Thwaite WO (2:19)

800m - Men: 1: Sele WO (nt); 2: Harding SO (1:58.7); 3: Swigart GF (1:56.9); 4: Esse WO (1:51.1); 5: Craig SO (1:58.6); 6: Graham GF (nt); 7: Tilgner WO (1:54); 8: Brennan SO (2:01); 9: Woods WO (1:55)

3:55 400m IH - Women: 3: Henderson WO (nt); 4: Wallace SO (68.2)
5: Russell SO (67.8); 6: Brown SO (72.2)

400m IH - Men: 3: Pickardt SO (62.8); 4: Cummins GF (58.4)
5: Watkins WO (57.9); 6: Rupp SO (57.8); 7: Carnes WO (nt)
8: Jacobs WO (nt)

4:10 200m - Women: 3: Shields GF (26.6); 4: Staat SO (27.0); 5: Wegener WO (26.2); 6: Haworth GF (27.2); 7: Cochrun SO (29.5); 8: Wright WO (nt)

200m - Men: 3: Mueller GF (23.1); 4: Biamont WO (22.9); 5: Dorsey SO (23.9); 6: Taylor WO (nt); 7: Berry SO (nt); 8: Ball WO (nt)

4:20 3000m - Women: 1: K. O'Leary WO (nt); 2: Cargmiles SO (nt)
3: Haverstock GF (nt); 4: Dick WO (nt); 5: Peterson GF (11:47)
6: Delsman SO (nt); 7: Domicla WO (nt); 8: Lang GF (11:37)

5000m - Men: 1: Recik WO (nt); 2: Sacon SO (16:04); 3: Guza WO (nt)
4: Holbrook SO (nt); 5: Jordan WO (15:17); 6: Julian SO (15:50)

4:40 1600m RELAY - Women: 3: GFC (4:17); 4: SOSC (4:17.7); 5: WOSC (4:07)

1600m RELAY - Men: 3: SOSC 3:29.8; 4: GFC (Cummins, Swigart, Onua Conley) 3:28.0; 5: WOSC (Taylor, Woods, VanDyke, Ussery) 3:27.0



George Fox College/Southern Oregon
Western Oregon

Newberg, Oregon
April 4, 1987

Scoring: 5-3-2-1
Relays 5-3-0

- 1:00 HAMMER THROW: Sorensen WO (162-8); Lydum WO (151-7); Watts GF (148-10); Settell SO (144-1); Stashin SO (126-9); Osborne SO (109-8); Danko WO (nd); Wardwell SO (nd)
- 1:30 SHOT PUT - Women: (Men follow) D. Settell SO (38-10); Tomlinson WO (34-4) Fox GF (nm); Gates SO (nm)
- SHOT PUT - Men: R. Settell SO (54-11); Danko WO (47-2); Sorenson WO (47-0); Watts GF (43-0); Osborne SO (42-5); Brown WO (nd); Wardwell SO (nd); County SO (nd)
- 1:30 LONG JUMP - Men: (Women follow) Clark WO (21-0); Burke SO (20-6) Noren SO (20-6); Nickell GF (18-8); Chandler SO (nd); Hargett WO (nd); Bonton WO (nd)
- LONG JUMP - Women: Jensen WO (17-2); Plagge WO (nd); Eastland WO (nd)
- 1:30 HIGH JUMP - Women: (Men follow) Plagge WO (5-0); Woolsey GF (5-0) Lovejoy WO (5-0)
- HIGH JUMP - Men: Granger SO (6-7); French WO (6-4); Cornes WO (6-4) Marshall SO (6-0); Leeper GF (nh); Sheppard WO (nh)
- 1:45 POLE VAULT: Taylor SO (15-9); Eakin GF (14-0); Stickles WO (13-0) Nickell GF (11-6); Aromy SO (nh); Taylor SO (nh); Weddle WO (nh) Hargett WO (nh)
- After HT JAVELIN - Men: (Women follow) County SO (195); Watts GF (184-5) Nickell GF (172-2); Mueller GF (142-9); Ladd WO (nd); French WO (nd) Clark WO (nd); Molitar SO (nd)
- JAVELIN - Women: Gates SO (145-10); Fox GF (141-0); Ettner SO (136-2); Osborn WO (126-0); Gee WO (124-0); Jensen WO (118-2)
- After LJ TRIPLE JUMP - Men: (Women follow) Granger SO (43-0); Leeper GF (42-1); Burke SO (41-6); Clark WO (nd); Jacobs WO (nd); Noren SO (nd); Christy GF (nd)
- TRIPLE JUMP - Women: Gates SO (32-0); Plagge WO (nd); Eastland WO (nd)
- After SP DISCUS - Men: (Women follow) Sorenson WO (160-8); Settell SO (156-3); Watts GF (146-0); Stashin SO (117-6); Nickell GF (115-2) Osborne SO (109-8); Lydum WO (nd); Danko WO (nd); Wardwell SO (nd)
- DISCUS - Women: Settell SO (124-5); Tomlinson WO (100-0)
- 2:30 400m RELAY - Women: 3: SOSC (51.7); 4: WOSC (51.0)
- 400m RELAY - Men: 3: SOSC (44.9); 4: GFC (Mueller, Cummins, Eakin, Onua) 44.0; 5: WOSC (Taylor, Ussury, Ball, Beamont) 43.3
- 2:40 3000m STEEPLECHASE: 1: Florence SO (nt); 2: Paddock SO (nt) 3: Mills SO (10:18); 4: Holbrook SO (9:54.1); 5: Winfield WO (nt)

2:55 1500m - Women: 1: Hoffer SO (nm); 2: Thwaite WO (nm); 3: Delsman SO (nm); 4: Springer GF (5:12); 5: J. O'Leary WO (4:52)

1500m - Men: 1: Graham GF (nt); 2: Sele WO (nt); 3: Craig SO (4:04); 4: Schocle WO (4:10); 5: McNeally WO (4:08); 6: Tilgner WO (3:54)

3:10 100m HH - Women: 2: Russell SO (18.1); 3: Henderson WO (18.0); 4: Cochrun SO (16.0); 5: Eastland WO (17.2)

110m HH - Men: Heat I 2: French WO (nt); 3: Rupp SO (14.9); 4: Onua GF (14.5); 5: Cornes WO (15.9); 6: Taylor SO (15.8); 7: Cummins GF (15.0)

Heat II 4: McClellan SO (17.8); 5: Eakin GF (16.1); 6: Naillon WO (nt)

3:25 400m - Women: 3: Loop WO (nm); 4: Russel SO (62.7); 5: Shields GF (60.0); 6: Start SO (63.4); 7: Haworth GF (63.7); 8: Bullis WO (nm)

400m - Men: 3: Dorsey SO (51.8); 4: Conley GF (51.4); 5: Ussery WO (49.2); 6: VanDyke WO (nt); 7: Davenport WO (53.3)

3:35 100m - Women: 4: Wegener WO (nm); 5: Cochrun SO (13.2); 6: Wright WO (nm)

100m - Men: 3: Mueller GF (11.3); 4: Ball WO (nt); 5: Berry SO (10.9); 6: Taylor WO (nt); 7: Biamont WO (nt)

3:45 800m - Women: 1: Hoffer So (2:33); 2: Springer GF (2:29); 3: Thwaite WO (2:19)

800m - Men: 1: Sele WO (nt); 2: Harding SO (1:58.7); 3: Swigart GF (1:56.9); 4: Esse WO (1:51.1); 5: Craig SO (1:58.6); 6: Graham GF (nt); 7: Tilgner WO (1:54); 8: Brennan SO (2:01); 9: Woods WO (1:55)

3:55 400m IH - Women: 3: Henderson WO (nt); 4: Wallace SO (68.2); 5: Russell SO (67.8); 6: Brown SO (72.2)

400m IH - Men: 3: Pickardt SO (62.8); 4: Cummins GF (58.4); 5: Watkins WO (57.9); 6: Rupp SO (57.8); 7: Carnes WO (nt); 8: Jacobs WO (nt)

4:10 200m - Women: 3: Shields GF (26.6); 4: Staat SO (27.0); 5: Wegener WO (26.2); 6: Haworth GF (27.2); 7: Cochrun SO (29.5); 8: Wright WO (nt)

200m - Men: 3: Mueller GF (23.1); 4: Biamont WO (22.9); 5: Dorsey SO (23.9); 6: Taylor WO (nt); 7: Berry SO (nt); 8: Ball WO (nt)

4:20 3000m - Women: 1: K. O'Leary WO (nt); 2: Cargmiles SO (nt); 3: Haverstock GF (nt); 4: Dick WO (nt); 5: Peterson GF (11:47); 6: Delsman SO (nt); 7: Domicla WO (nt); 8: Lang GF (11:37)

5000m - Men: 1: Recik WO (nt); 2: Sacon SO (16:04); 3: Guza WO (nt); 4: Holbrook SO (nt); 5: Jordan WO (15:17); 6: Julian SO (15:50)

4:40 1600m RELAY - Women: 3: GFC (4:17); 4: SOSC (4:17.7); 5: WOSC (4:07)

1600m RELAY - Men: 3: SOSC 3:29.8; 4: GFC (Cummins, Swigart, Onua Conley) 3:28.0; 5: WOSC (Taylor, Woods, VanDyke, Ussery) 3:27.0

file



George Fox College/Lewis & Clark College
Bruin Alumni

Newberg, Oregon
April 11, 1987

Scoring: 5-3-0
Relays 5-0

1:00 HAMMER THROW: Curtis A (nm); Watts GF (148-10); Elkins GF (141-3)

1:00 SHOT PUT - Women: (Men follow) Johnson L&C (31-1); Fox GF (35-0)
Mann L&C (37-5); Daugherty L&C (42-11)

SHOT PUT - Men: Watts GF (45-10 1/2); Snider L&C (39-4)
Nickell GF (39-9); Majeskey L&C (36-10); Wescott L&C (35-8)
Curtis A (nm)

1:00 LONG JUMP - Men: (Women follow) Ouellette L&C (21-3); Mueller GF
(nm); Eakin GF (nm); Graham A (nm); Wilkinson A (nm)

LONG JUMP - Women: Haworth GF (nd); Woolsey GF (nd); Duncan L&C
(14-5); Bolger L&C (15-1)

1:00 HIGH JUMP - Women: (Men follow) Springer GF (nh); Woolsey GF (5-0)
Bolger L&C (5-4)

HIGH JUMP - Men: Leeper GF (5-8); Nickell GF (5-8); Kelley L&C
(6-2); Graham A (nm); Wigley A (nm)

1:15 POLE VAULT: Elkins GF (nm); Rinard L&C (12-6); Houts L&C (nm)
Wigley A (nm); Graham A (nm); Wilkinson A (nm); Eakin GF (14-0)

After HT JAVELIN - Women: (Men follow) Woolsey GF (nd); Fox GF (141)
Johnson L&C (144-3)

JAVELIN - Men: Snider L&C (135-1); Elkins GF (nm); Mueller GF
(162-7); Nickell GF (190-6); Wigley A (nm); Buck A (nm)

After LJ TRIPLE JUMP - Men: (Women follow) Ouellette L&C (40-8)
Christy GF (nm); Leeper GF (42-1); Wilkinson A (nm); Otto A (nm)

TRIPLE JUMP - Women: Duncan L&C (31-3); Bolger L&C (32-5)

After SP DISCUS - Men: (Women follow) Watts GF (146-0); Nickell GF (122-0)
Wescott L&C (111-3); Snider L&C (nm); Curtis A (nm); Maddox A (nm)

DISCUS - Women: Fox GF (nd); Mann L&C (100-8); Daugherty L&C
(116-10); Wittenburg A (nm)

2:00 400m RELAY - Women: 3: L&C (Ardinger, Bolger, Larsen, Perry) 50.3
400m RELAY - Men: 4: L&C (Ouellette, Beery, Kelly, Caine) 43.8
5: GFC (Mueller, Cummins, Eakin, Onua) 43.9

2:10 3000m STEEPLECHASE: 1: Abbruzzesse L&C (nt) 2: Swigart GF (nt)
3: Blakemore L&C (nt) 4: Gonzalez L&C (nt) 5: Ball A (nt)
6: Blikstad A (nt)

2:25 1500m - Women: 1: Underwood L&C (nt) 2: Murray L&C (nt)
3: Lang GF (nt) 4: Springer GF (5:12)

1500m - Men: 1: Hartmann L&C (4:19) 2: Graham GF (4:14.4)
3: Harriss L&C (4:09) 4: Ares L&C (nt)

2:35 100m HH - Women: 4: Ardinger L&C (17.4) 5: Kerns L&C (19.9)

110m HH - Men: 4: Cummins GF (15.0) 5: Kelley L&C (15.8)
6: Onua GF (14.5)

2:50 400m - Women: 3: Lama L&C (nt) 4: Shields GF (60.0)
5: Perry L&C (57.8) 6: Haworth GF (63.7)

400m - Men: 4: Beery L&C (53.8) 5: Conley GF (50.7)

3:00 100m - Women:

100m - Men: 3: Ouellette L&C (nm) 4: Mueller GF (11.3)
5: Caine L&C (10.7)

3:10 800m - Women: 2: Springer GF (2:28) 3: Finaly L&C (2:23.5)
4: Larson L&C (nt)

800m - Men: 1: Hartmann L&C (2:05) 2: Swigart GF (1:56.9)
3: Harris L&C (1:58.5) 4: Ares L&C (1:59.0) 5: Ball A (nm)

3:20 400m IH - Women: 3: Ardinger L&C (80.9)

400m IH - Men: 4: Houts L&C (63.1) 5: Cummins GF (58.4)
6: Rinard L&C (68.2) 7: Leeper GF (nm)

3:35 200m - Women: 4: Shields GF (26.2) 5: Perry L&C (25.8)

200m - Men: 4: Caine L&C (22.2) 5: Mueller GF (23.1)
6: Beery L&C (nt) 7: Conley GF (nt)

3:45 3000m - Women: 1: Underwood L&C (nt) 2: Haverstock GF (11:46)
3: Lang GF (11:32.7)

5000m - Men: 1: Rittenhouse L&C (nt) 2: Graham GF (nt)

4:05 1600m RELAY - Women: 3: Lewis & Clark 4: George Fox

1600m RELAY - Men: 4: Lewis & Clark 5: George Fox (3:26.9)



George Fox College/Lewis & Clark College
Bruin Alumni

Newberg, Oregon
April 11, 1987

Scoring: 5-3-0
Relays 5-0

- 1:00 HAMMER THROW: Curtis A (nm); Watts GF (148-10); Elkins GF (141-3)
- 1:00 SHOT PUT - Women: (Men follow) Johnson L&C (31-1); Fox GF (35-0)
Mann L&C (37-5); Daugherty L&C (42-11)
- SHOT PUT - Men: Watts GF (45-10 1/2); Snider L&C (39-4)
Nickell GF (39-9); Majeskey L&C (36-10); Wescott L&C (35-8)
Curtis A (nm)
- 1:00 LONG JUMP - Men: (Women follow) Ouellette L&C (21-3); Mueller GF
(nm); Eakin GF (nm); Graham A (nm); Wilkinson A (nm)
- LONG JUMP - Women: Haworth GF (nd); Woolsey GF (nd); Duncan L&C
(14-5); Bolger L&C (15-1)
- 1:00 HIGH JUMP - Women: (Men follow) Springer GF (nh); Woolsey GF (5-0)
Bolger L&C (5-4)
- HIGH JUMP - Men: Leeper GF (5-8); Nickell GF (5-8); Kelley L&C
(6-2); Graham A (nm); Wigley A (nm)
- 1:15 POLE VAULT: Elkins GF (nm); Rinard L&C (12-6); Houts L&C (nm)
Wigley A (nm); Graham A (nm); Wilkinson A (nm); Eakin GF (14-0)
- After HT JAVELIN - Women: (Men follow) Woolsey GF (nd); Fox GF (141)
Johnson L&C (144-3)
- JAVELIN - Men: Snider L&C (135-1); Elkins GF (nm); Mueller GF
(162-7); Nickell GF (190-6); Wigley A (nm); Buck A (nm)
- After LJ TRIPLE JUMP - Men: (Women follow) Ouellette L&C (40-8)
Christy GF (nm); Leeper GF (42-1); Wilkinson A (nm); Otto A (nm)
- TRIPLE JUMP - Women: Duncan L&C (31-3); Bolger L&C (32-5)
- After SP DISCUS - Men: (Women follow) Watts GF (146-0); Nickell GF (122-0)
Wescott L&C (111-3); Snider L&C (nm); Curtis A (nm); Maddox A (nm)
- DISCUS - Women: Fox GF (nd); Mann L&C (100-8); Daugherty L&C
(116-10); Wittenburg A (nm)

2:00 400m RELAY - Women: 3: L&C (Ardinger, Bolger, Larsen, Perry) 50.3
400m RELAY - Men: 4: L&C (Ouellette, Beery, Kelly, Caine) 43.8
5: GFC (Mueller, Cummins, Eakin, Onua) 43.9

2:10 3000m STEEPLECHASE: 1: Abbruzzesse L&C (nt) 2: Swigart GF (nt)
3: Blakemore L&C (nt) 4: Gonzalez L&C (nt) 5: Ball A (nt)
6: Blikstad A (nt)

2:25 1500m - Women: 1: Underwood L&C (nt) 2: Murray L&C (nt)
3: Lang GF (nt) 4: Springer GF (5:12)

1500m - Men: 1: Hartmann L&C (4:19) 2: Graham GF (4:14.4)
3: Harriss L&C (4:09) 4: Ares L&C (nt)

2:35 100m HH - Women: 4: Ardinger L&C (17.4) 5: Kerns L&C (19.9)

110m HH - Men: 4: Cummins GF (15.0) 5: Kelley L&C (15.8)
6: Onua GF (14.5)

2:50 400m - Women: 3: Lama L&C (nt) 4: Shields GF (60.0)
5: Perry L&C (57.8) 6: Haworth GF (63.7)

400m - Men: 4: Beery L&C (53.8) 5: Conley GF (50.7)

3:00 100m - Women:

100m - Men: 3: Ouellette L&C (nm) 4: Mueller GF (11.3)
5: Caine L&C (10.7)

3:10 800m - Women: 2: Springer GF (2:28) 3: Finaly L&C (2:23.5)
4: Larson L&C (nt)

800m - Men: 1: Hartmann L&C (2:05) 2: Swigart GF (1:56.9)
3: Harris L&C (1:58.5) 4: Ares L&C (1:59.0) 5: Ball A (nm)

3:20 400m IH - Women: 3: Ardinger L&C (80.9)

400m IH - Men: 4: Houts L&C (63.1) 5: Cummins GF (58.4)
6: Rinard L&C (68.2) 7: Leeper GF (nm)

3:35 200m - Women: 4: Shields GF (26.2) 5: Perry L&C (25.8)

200m - Men: 4: Caine L&C (22.2) 5: Mueller GF (23.1)
6: Beery L&C (nt) 7: Conley GF (nt)

3:45 3000m - Women: 1: Underwood L&C (nt) 2: Haverstock GF (11:46)
3: Lang GF (11:32.7)

5000m - Men: 1: Rittenhouse L&C (nt) 2: Graham GF (nt)

4:05 1600m RELAY - Women: 3: Lewis & Clark 4: George Fox

1600m RELAY - Men: 4: Lewis & Clark 5: George Fox (3:26.9)



George Fox College/University of Puget Sound

Newberg, Oregon
April 18, 1987

Scoring: 5-3-0
Relays 5-0

- 1:00 HAMMER THROW: Phinney UPS (156-7); Watts GF (148-10)
Elkins GF (141-3); Clifford UPS (115-9)
- 1:00 SHOT PUT - Women: (Men follow) Sanders UPS (33-9 3/4); Fox GF
(36-0); O'Herin UPS (40-9 3/4)
- SHOT PUT - Men: Watts GF (45-10 1/2); Phinney UPS (40-10)
Nickell GF (39-9); Clifford UPS (31-3)
- 1:00 LONG JUMP - Men: (Women follow) Mueller GF (19-4); Mitchell UPS
(19-5); Mapes UPS (20-1); Sanchez UPS (20-4)
- LONG JUMP - Women: Perry UPS (14-8 1/2); Kusler UPS (15-6 1/2)
- 1:00 HIGH JUMP - Women: (Men follow) Perry UPS (nm); Kusler UPS (5-0)
Woolsey GF (5-0)
- HIGH JUMP - Men: Leeper GF (5-8); Mapes UPS (5-8); Brendel UPS (6-0)
- 1:15 POLE VAULT: Elkins GF (nh); Brendel UPS (nh); Nickell GF (11-6)
Eakin GF (14-0)
- After HT JAVELIN - Women: (Men follow) Fox GF (142-7); Perry UPS (149-2)
- JAVELIN - Men: Nickell GF (190-6); Watts GF (185-4); Mueller GF
(162-7); Phinney UPS (154-3); Brendel UPS (149-11); Clifford UPS
(129-11)
- After LJ TRIPLE JUMP - Men: (Women follow) Christy GF (35-3); Mitchell
UPS (39-8); Leeper GF (42-1); Mapes UPS (43-6)
- TRIPLE JUMP - Women:
- After SP DISCUS - Men: (Women follow) Clifford UPS (87-9); Brendel UPS
(106-1); Nickell GF (122-0); Phinney UPS (122-10); Watts GF (151-5)
- DISCUS - Women: Sanders UPS (98-0); O'Herin UPS (133-11)
- 2:15 400m RELAY - Women: 4: UPS
- 400m RELAY - Men: 3: UPS 4: GFC (Mueller, Cummins, Eakin, Onua)

2:25 1500m - Women: 1: Ostlund UPS (nt) 2: Wendel UPS (4:58)
3: Perry UPS (4:55)

1500m - Men: 1: Gallagher UPS (4:22) 2: Swigart GF (4:09.2)
3: Brennan UPS (4:20) 4: Goetzinger UPS (nt)

2:35 100m HH - Women: 3: Kusler UPS (15.0)

110m HH - Men: 3: Eakin GF (16.1) 4: Brendel UPS (16.7)
5: Onua GF (14.5) 6: Cummins GF (15.0)

2:50 400m - Women: 2: Holleman UPS (62.2) 3: Shields GF (60.0)
4: Dukeminier UPS (61.3) 5: Donnelly UPS (62.0)

400m - Men: 3: Daugherty UPS (49.4) 4: Conley GF (50.7)
5: Hospenthal UPS (49.5) 6: Chaummell UPS (49.2)

3:00 100m - Women: 3: Whitaker UPS (13.2) 4: Haworth GF (nt)
5: Boerger UPS (14.0)

100m - Men: 3: Henney UPS (12.5) 4: Mueller GF (11.3)
5: Mitchell UPS (11.6) 6: Onua GF (nt) 7: Adams UPS (11.9)

3:10 800m - Women: 2: Springer GF (2:28) 3: Smith UPS (2:23.9)
4: Hankinson UPS (2:23.7) 5: Anderson UPS (2:22.5)

800m - Men: 1: Chaummell UPS (nt) 2: Graham GF (nt)
3: Swigart GF (1:56.9)

3:20 400m IH - Women: 3: Kusler UPS (63.8)

400m IH - Men: 4: Brendel UPS (57.1) 5: Cummins GF (58.0)
6: Leeper GF (67.0)

3:35 200m - Women: 2: Haworth GF (27.2) 3: Boerger UPS (27.7)
4: Shields GF (26.2) 5: Whitaker UPS (nt) 6: Donnelly UPS (27.9)

200m - Men: 3: Hospenthal UPS (23.1) 4: Conley GF (23.3)
5: Daugherty UPS (22.3) 6: Mueller GF (23.1) 7: Chaummell UPS (23.0)

3:45 3000m - Women: 1: Petersen GF (11:47) 2: Haverstock GF (11:46)
3: Lang GF (11:32) 4: Perry UPS (nt) 5: Wendel UPS (11:12)
6: Ostlund UPS (10:34)

5000m - Men: 1: Gallagher UPS (17:02) 2: Brennan UPS (15:50.1)
3: Goetzinger UPS (15:46.1)

4:05 1600m RELAY - Women: 3: GFC (4:17) 4: UPS (4:05.6)

1600m RELAY - Men: 3: UPS (Sanchez, Hospenthal, Chaummell,
Daugherty) 3:20.8 4: GFC (Onua, Eakin, Cummins, Conley) 3:26.9



George Fox College/Linfield College
Portland State University/Chemeketa Community College

Newberg, Oregon
April 25, 1987

- 12:00 HAMMER THROW: Dean L (171-10); Kobow L (155-8); Watts GF (148-10)
Elkins GF (141-3); Hartmann CC (137-2); Prestianni L (120-0)
Truax L (119-0)
- 12:30 SHOT PUT - Women: (Men follow) Tepper L (26-10); Kubik L (31-10)
Benson PSU (nm); Olson CC (34-0); Greenwood L (34-6); Riggs CC
(35-5); Fox GF (36-0)
- SHOT PUT - Men: Watts GF (45-10); Doherty PSU (44-7); Velarde PSU
(41-10); Hartmann CC (40-10); Weeks L (39-11); Kobow L (39-10)
Dean L (35-0)
- 12:30 LONG JUMP - Men: (Women follow) Martin CC (nd); Wakefield PSU (nd)
Campbell PSU (nd); Albrecht L (nd); Mina CC (17-6); Melendy L (19-4)
Nickell GF (20-1); Lewelling CC (21-4); Coonrod L (22-8)
- LONG JUMP - Women: Rittenhouse CC (14-0); White L (15-3); Woodside
L (16-10)
- 12:30 HIGH JUMP - Women: (Men follow) Lee L (5-1); Woolsey GF (5-2)
Lind L (5-3)
- HIGH JUMP - Men: Leeper GF (5-8); Tinnell L (5-10); Melendy L (6-0)
Doherty PSU (6-2); Hanson L (6-2); Seymour L (6-4)
- 12:45 10,000 METERS - Men: Weisel L (nt); Frost L (nt)
- 10,000 METERS - Women: Haverstock GF (43:47.0)
- 12:45 POLE VAULT: Shelton L (nm); Elkins GF (nm); Velarde PSU (12-0)
Seehafer L (12-0); Lewelling CC (12-0); Nickell GF (12-0); Eakin GF
(14-0); Peters CC (14-6)
- After HT JAVELIN - Women: (Men follow) Riggs CC (98-0); Olson CC (98-0)
Caste L (101-3); Wambidi L (116-9); Eggleston CC (132-2); Haltee L
(141-6); Fox GF (142-7)
- JAVELIN - Men: (Women follow) Lewelling CC (130-0); Dempsey L
(133-0); Elkins GF (nm); Mueller GF (162-7); Garvey L (165-0)
Lambert CC (177-7); Wakefield PSU (177-9); Weeks L (180-9); Coste L
(183-0); Watts GF (184-5); Nickell GF (190-6); Newberry GF (196-6)
- After LJ TRIPLE JUMP - Men: (Women follow) Christy GF (nd); Martin CC
(41-8); Velarde PSU (41-10); Leeper GF (42-1); Prevedello L (43-9)
Marsters L (44-3); Doherty PSU (44-7); Lewelling CC (45-3)
- TRIPLE JUMP - Women: Lee L (31-3); Woodside L (35-11)
- After SP DISCUS - Men: (Women follow) Pestianni L (nd); Truax L (nd)
Lewelling CC (100-0); Hartmann CC (110-0); Weeks L (120-0); Nickell
GF (123-3); Kobow L (124-0); Boyer PSU (141-5) Watts GF (151-5)
- DISCUS - Women: Benson PSU (nm); Wamboch L (80-4); Greenwood L
(84-3); Eggleston CC (98-0); Watson CC (105-0); Olson CC (108-0)
- 1:30 400m RELAY - Women: 3: Linfield (Kubik, Woodside, Tepper, Jones)
50.46 4: Chemeketa (Rittenhouse, Panther, Nisbitt, Wilson) 54.5
- 400m RELAY - Men: 4: George Fox (Onua, Mueller, Conley, Cummins)
43.9 5: Linfield (Prevedello, Anderson, Marsters, Ewing) 43.9
6: Portland State (Campbell, Howell, Young, Doherty) 44.2
7: Chemeketa (Lewelling, Martin, Bayne, Peters) 45.5

1:40 1500m - Women: 1: Leckenby L (nm) 2: Lang GF (nm) 3: Petersen GF (nm) 4: McNewey PSU (5:06.4) 5: Siler PSU (5:04.6) 6: Myra PSU (4:26.2) 7: Calonder CC (5:45)

1500m - Men: 1: Cantwell PSU (4:09.3) 2: Voth CC (4:12) 3: Tow L (4:01.69) 4: Petershall PSU (4:17.9) 5: Kelso CC (4:06) 6: Bell PSU (4:18)

1:50 110m HH - Women: 2: Wardell PSU (16.1) 3: Woodside L (15.9) 4: White L (16.1) 5: Lind L (16.5) 6: Koceg L (18.0)

110m HH - Men: Heat I 1: Bayne CC (16.9) 2: Cummins GF (15.0) 3: Hodl L (16.01) 4: Onua GF (14.5) 5: Young PSU (15.6) 6: Albrecht L (nt) 7: Wakefield PSU (16.2) 8: Grossnicklaus L (16.69)

2:05 400m - Women: 2: Haworth GF (63.7) 3: Wardell PSU (65.6) 4: Shields GF (60.0) 5: Jones L (60.4) 6: Springer GF (nt) 7: Panther CC (64.6) 8: Rittenhouse CC (64.7)

400m - Men: 4: Conley GF (49.7) 5: Melendy L (52.0) 6: Howell PSU (nt) 7: Hardy PSU (52.1)

2:15 100m - Women: 3: Tepper L (13.3) 4: Kubik L (13:16) 5: White L (13.8) 6: Wilson CC (13.5) 7: Nisbitt CC (nt)

100m - Men: Heat 1 3: Brown L (nt) 4: Campbell PSU (11.1) 5: Lewelling CC (11.3) 6: Mueller GF (11.1) 7: Anderson L (11.58)

Heat 2 3: Coonrod L (11.6) 4: Kelarde PSU (nt) 5: Peters CC (11.8) 6: Fey L (11.7) 7: Ewing L (11.6)

2:25 800m - Women: 3: Myra PSU (2:47.8)

800m - Men: 1: Kempthorn PSU (1:56.9) 2: Haines CC (2:01.2) 3: Graham GF (2:02.8) 4: Voyles L (1:56.9) 5: Vetsch PSU (2:04.6) 6: Swigart GF (1:56.9) 7: Stanton L (2:05) 8: Bell PSU (nt)

2:35 400m IH - Women: 3: White L (70.5)

400m IH - Men: 2: Cummins GF (56.2) 3: Rogers L (56.78) 4: Young PSU (nt) 5: Bayne CC (61.0) 6: Leeper GF (63.4) 7: Wakefield PSU (nt) 8: Martin CC (64.0)

2:50 200m - Women: Heat 1 2: Wardell PSU (27.1) 3: Tepper L (27.06) 4: Shields GF (26.2) 5: Kubik L (27.5) 6: Haworth GF (27.2)

Heat 2 3: Wilson CC (nt) 4: Nisbitt CC (33.0) 5: Rittenhouse CC (29.0) 6: Panther CC (28.9)

200m - Heat 1 3: Brown L (22.6) 4: Campbell PSU (22.2) 5: Conley GF (22.4) 6: Marsters L (23.3) 7: Howell PSU (22.9) 8: Mueller GF (23.1)

Heat 2 4: Anderson L (23.74) 5: Lambert CC (24.3) 6: Fey L (23.8)

3:05 3000m - Women: 1: Petersen GF (11:42) 2: Lang GF (11:32) 3: Springer GF (nm) 4: McNerry PSU (11:04.0) 5: Price L (10:48) 6: Thatcher L (10:51) 7: Myra PSU (9:42.7)

5000m - Men: 1: Colburn PSU (15:10.9) 2: Voth CC (16:40) 3: Carleson L (16:36) 4: Paterhall PSU (16:23.2) 5: Rice CC (nt) 6: Frost L (16:34) 7: Kelso CC (15:45) 8: Weisel L (16:01) 9: Jacobson L (16:04) 10: Tow L (15:18.3)

3:25 1600m RELAY - Women: 3: George Fox College (4:17) 4: Linfield (Lee, Tepper, White, Lind) 4:14

1600m RELAY - Men: 4: George Fox (Onua, Swigart, Cummins, Conley) 3:24.4 5: Linfield (Voyles, Stanton, Brown, Rodgers) 3:30.0 6: PSU (Howell, Hardy, Kempthorn, Campbell) 3:33.1

AFTER 23 EVENTS HAVE BEEN SCORED

CODE #	NAME	MEN	WOMEN
12	Azusa Pacific CA	108	
191	Wayland Baptist TX	82	
152	Prairie View A&M TX	66	
2	Adams State CO	35	
149	Pittsburg State KS	31	
84	Hillsdale MI	26	
30	Central Arkansas	25	
216	Wisconsin-Parkside	23	
50	Doane NE	22	
175	Southwestern KS	20	
34	Central Washington	19	
118	Missouri Baptist	18	
150	Point Loma Nazarene CA	17	
198	Western Oregon State	17	
199	Western State CO	17	
36	Chicago State IL	16	
32	Central State OK	15	
158	Saginaw Valley State MI	14	
171	Southern Oregon State	14	
119	Missouri Valley MO	14	
200	Western Washington	13	
112	Midland Lutheran NE	13	
194	West Virginia State	12	
125	North Florida	11	
11	Austin TX	10	
	Eastern Oregon State	10	
137	Ouachita Baptist AR	9	
139	Pacific Lutheran WA	9	
25	California Lutheran	9	
4	Anderson IN	8	
39	Concordia NE	8	
165	Simon Fraser CAN	8	
169	Southern Arkansas	8	
61	Florida Memorial FL	8	
49	Dickinson State ND	7.5	
134	Oklahoma Christian	7	
170	Southern Colorado	7	
6	Arkansas Monticello	7	
206	Whitworth WA	7	
215	Wisconsin-Milwaukee	7	
66	George Fox OR	6	
35	Chadron State NE	6	
161	School of the Ozarks MO	6	
188	Valley City State ND	6	
5	Aquinas MI	6	
143	Park MO	5	
155	Rio Grande OH	5	
172	Southern New Orleans LA	5	
27	Carson-Newman TN	5	
126	Northeastern State OK	5	
	Northwestern State OK	4.5	
81	Henderson State AR	4.5	
177	Spring Arbor MI	4	

CODE #	NAME	MEN
92	Kearney State NE	4
101	Lubbock Christian TX	4
57	Emporia State KS	4
29	Cedarville OH	4
136	Ottawa KS	3.5
132	Northwood Institute MI	3
88	Jamestown MD	3
93	Kennesaw GA	3
80	Hastings NE	2
208	Willamette OR	2
211	Winona State MN	2
55	Edward Waters FL	2
227	Univ of West Florida	2
129	Northwest Nazarene ID	1
19	Berry GA	1
102	Malone OH	1
218	Wisconsin-River Falls	1

NAIA NATL OUTDOOR T & F
HAMMER

RUSSELLVILLE, AR
Division: MEN

MAY 21, 1987
EVENT # 21

ENTRANT # NAME GR AFFILIATION MARK

FINAL RESULTS

586	JON TORRENCE	Sr	Central Washington	1	187-07.0
67	KYONG SONG	Jr	Point Loma Nazarene CA	2	179-09.75
423	DAN DICKEY	Sr	Southwestern KS	3	176-06.0
467	SOREN SORENSON	Sr	Western Oregon State	4	176-03.5
284	ARNIE TYLER	Sr	Whitworth WA	5	175-02.25
282	TIM JACOBSON	Jr	Whitworth WA	6	174-10.75
622	JOHN CHANDLER	Sr	Hillsdale MI	7	174-03.25
162	RICH CANOLE	Sp	Saginaw Valley State MI	8	163-10.5

NAIA NATL OUTDOOR T & F
JAVELIN

RUSSELLVILLE, AR
Division: MEN

MAY 21, 1987
EVENT # 22

ENTRANT # NAME GR AFFILIATION MARK

FINAL RESULTS

751	CHRIS GRANTHAM	Sr	Austin TX	1	234-01.0
295	CRAIG STELLING	Sr	Pacific Lutheran WA	2	210-11.0
82	JEFF SHAW	Jr	Pittsburg State KS	3	209-04.0
75	BOB CAMPBELL	Jr	Pittsburg State KS	4	199-10.0
237	MARCO MONTOYA	Jr	Wayland Baptist TX	5	199-08.25
592	RICK CLEVELAND	Sr	Spring Arbor MI	6	197-01.5
120	ROBERT HARRIS	Sr	Adams State CO	7	194-11.75
483	DERON DOLFI	Sp	Chadron State NE	8	194-07.0

NAIA NATL OUTDOOR T & F
LONG JUMP

RUSSELLVILLE, AR
Division: MEN

MAY 21, 1987
EVENT # 17

ENTRANT # NAME GR AFFILIATION MARK

FINAL RESULTS

241	ALRICK MUNROE	Jr	Wayland Baptist TX	1	26-00.75
239	PHILMORE MORRIS	Sp	Wayland Baptist TX	2	25-10.0
508	ANTHONY BEAL	Jr	Arkansas Monticello	3	25-04.5
695	DENNIS MCWHINNEY	Jr	Prairie View A&M TX	4	25-01.75
31	HERBIE AKPOM	Sp	Azusa Pacific CA	5	25-01.25
225	IVAN LOWE	Jr	Northwood Institute MI	6	24-11.75
383	JAMES LAND	Sr	West Virginia State	7	24-09.75
34	DAVE DANGLEIS	Sp	Azusa Pacific CA	8	24-06.25

NAIA NATL OUTDOOR T & F
10,000 METER

RUSSELLVILLE, AR
Division: MEN

MAY 21, 1987
EVENT # 9

ENTRANT # NAME GR AFFILIATION MARK

FINAL RESULTS

621	PAUL AUFDENBERGE	Sr	Hillsdale MI	1	NO MARK
125	MARCO OCHOA	Jr	Adams State CO	2	NO MARK
557	JAMIE BURHAM		Missouri Baptist	3	NO MARK
167	ROBERT LEMUEL	Sr	Saginaw Valley State MI	4	NO MARK
585	NEIL STURGEON	Sr	Central Washington	5	NO MARK
280	PHILIP RICHEY	Sr	Kennesaw GA	6	NO MARK
108	ERIC FILLINGER	Fr	Cedarville OH	7	NO MARK
268	DAVE MCKAY	Jr	Malone OH	8	NO MARK

NAIA NATIONAL TRACK MEET
DECATHLON RESULTS

FINAL
RESULTS

MAY 22, 1987

ANK	NUMBER	NAME, SCHOOL	100 METERS	LONG JUMP	SHOT PUT	HIGH JUMP	400 METERS	110 M HURDLES	DISCUS	POLE VAULT	JAVELINE	1500 METERS	TOTAL
1	43	Jack Nance Azusa Pacific	812 11.22	755 6.75	597 11.84	850 2.85	789 58.56	704 16.26	550 34.35	656 4.14	626 52.54	584 4:55.90	6923
				22-1 3/4	38-10.25	6-8 3/4			112-8	13-7	172-4		
2	48	Rick Verbel Azusa Pacific	832 11.13	637 6.23	571 11.41	636 1.81	839 49.47	723 16.89	541 33.89	656 4.14	714 58.42	587 time	6736
				28-5 1/4	37-5 1/4	5-11.25			11-2	13-7			
3	34	Dave Danglesis Azusa Pacific	830 11.14	859 7.19	588 11.56	767 1.96	792 58.58	470 18.58	619 37.76	519 3.64	632 52.94	636 11:47.21	6704
				23-7 1/4	37-11.25	6-5			123-11	11-11.25	173-8		
4	489	Danny Moore Chadron State	765 11.44	785 6.88	552 11.10	714 1.98	721 52.89	816 15.28	461 29.84	467 3.44	713 58.33	634 4:47.48	6628
				22-7	36-5	6-2 3/4			97-11	11-3.5	191-4		
5	663	Brian Lange Kearney State	769 11.42	661 6.34	611 12.07	767 1.96	762 51.15	662 16.64	656 39.58	573 3.84	487 43.88	648 4:45.17	6596
				28-9 3/4	39-7 1/4	6-5			126-10	12-7.25	141-4		
6	47	Mario Riveros Azusa Pacific	843 11.88	628 6.19	573 11.45	636 1.81	838 49.58	714 16.17	487 31.12	546 3.74	594 58.36	678 4:48.29	6537
				28-3 3/4	37-6 3/4	5-11.75			182-1	12-4	165-3		
7	638	Lindahl Lucas Cal Lutheran	713 11.69	682 6.43	515 18.49	794 1.99	725 52.8	794 15.47	599 36.75	656 4.14	489 43.25	558 5:08.29	6525
				21-1 1/4	34-5	6-6 1/4			128-6	13-7	141-10		
8	727	Mike Gilbert Northwest Nazarene	753 11.58	677 6.41	584 18.31	585 1.75	876 48.69	621 17.83	493 31.45	656 4.14	543 46.92	782 4:36.55	6418
				21-1 1/2	33-18	5-8 3/4			183-2	13-7	153-11		
	372	Tom Crabtree Emporia State	804 11.26	675 6.4	462 9.68	636 1.81	865 48.93	665 16.62	471 38.34	493 3.54	492 43.42	769 4:26.35	6332
				21-8	31-6	5-11.25			99-6	11-7.25	142-5		
9	283	Gary Knowlton Whitworth WA	669 11.78	615 6.13	578 11.48	687 1.87	783 52.51	761 15.75	574 35.52	441 3.34	686 51.21	498 5:11.84	6124
				28-1 1/2	37-5	6-1 1/2			116-6	18-11.5	168.8		
11	215	Peter Gnas Western State CO	695 11.78	613 6.12	498 18.21	636 1.81	638 54.85	538 17.86	484 38.98	628 4.84	553 47.56	588 4:55.18	5871
				28-1	33-6	5-11.75			181-8	13-3	156-8		
12	718	Shawn Steen Eastern Oregon	629 12.11	589 6.81	484 9.98	714 1.98	694 52.72	784 16.26	386 26.81	546 3.74	383 35.98	711 4:35.18	5848
				19-8 3/4	32-9	6-4 3/4			85-4	12-4	117-9		
13	568	Paul Dotson Missouri Baptist	695 11.78	565 5.98	464 9.64	767 1.96	712 52.29	697 16.32	415 27.46	391 3.14	551 47.49	536 5:04.89	5793
				19-4 1/4	31-7	6-5			98-1	18-3.5	146		
14	654	Chad Ficek Cal Lutheran	787 11.72	619 6.15	548 18.91	8 8	638 54.24	362 19.84	433 28.43	NH 46.98	583 5:04.81	532 5:04.81	4486
				28-2 1/4	35-9 1/2	8			93-3		162-9		

NAIA NATL OUTDOOR T & F
SHOT PUT

RUSSELLVILLE, AR
Division: MEN

MAY 21, 1987
EVENT # 19

ENTRANT #	NAME	GR	AFFILIATION		MARK

FINAL RESULTS					
46	ADE OLUKOJU	Fr	Azusa Pacific CA	1	59-05.5
532	RANDY SETTELL	Jr	Southern Oregon State	2	58-08.75
193	JOHN BAUMANN	Sp	Doane NE	3	53-10.5
469	DARREN SHEETS	Sr	Northeastern State OK	4	52-09.25
155	MIKE MULLIN	Sp	Midland Lutheran NE	5	51-06.5
356	KIM NIX	Sr	Western Washington	6	50-04.75
465	KIM BROWN	Jr	Western Oregon State	7	50-00.0
368	TONY RUSSO	Sr	Wisconsin-Milwaukee	8	49-11.0
=====					

NAIA NATL OUTDOOR T & F
TRIPLE JUMP

RUSSELLVILLE, AR
Division: MEN

MAY 21, 1987
EVENT # 18

ENTRANT #	NAME	GR	AFFILIATION		MARK

FINAL RESULTS					
695	DENNIS MCWHINNEY	Jr	Prairie View A&M TX	1	51-00.75
154	BILL KING	Sr	Midland Lutheran NE	2	50-06.75
728	ROBERT A. DOUGLAS		School of the Ozarks MO	3	49-10.0
20	MYRON JEFFERSON	Sp	Southern Colorado	4	49-05.0
116	CURT CHRISTENSEN	Sr	Adams State CO	5	49-03.0
545	CHRIS BODLEY	Jr	Concordia NE	6	48-07.25
17	ERIC BALDWIN	Fr	Southern Colorado	7	48-06.25
148	RODGERS GAINES		Ouachita Baptist AR	8	48-04.5
=====					

NAIA NATL OUTDOOR T & F
110 METER HURDLES

RUSSELLVILLE, AR
Division: MEN

MAY 21, 1987
EVENT # 2

Records - NAIA MEN : 13.74 Rodney Milburn Southern-BR, LA -72
 NAIA WOMEN : NO MARK
 N/A : NO MARK
 N/A : NO MARK

ENTRANT #	NAME	GR	AFFILIATION	PLACE	MARK

FINAL RESULTS					
696	KEVIN MCKINLEY	Sr	Prairie View A&M TX	1	14.30
38	ANTHONY HOUSE	Jr	Azusa Pacific CA	2	14.35
590	ADOLPHUS ONUA	Sr	George Fox OR	3	14.46
70	PHILLIP WILLIAMS	Jr	Point Loma Nazarene CA	4	14.54
31	HERBIE AKPOM	Sp	Azusa Pacific CA	5	14.60
42	IKE MBADUGHA	Sp	Azusa Pacific CA	6	14.69
647	TODD LEAVENS	Jr	California Lutheran	7	14.72
611	DARNELL ANDERSON	Fr	Florida Memorial FL	8	14.88

NAIA NATL OUTDOOR T & F
MARATHON

RUSSELLVILLE, AR
Division: MEN

MAY 21, 1987
EVENT # 14

ENTRANT #	NAME	GR	AFFILIATION	MARK

FINAL RESULTS				
717	GREG MILLER		Eastern Oregon State	1 2:30:01.59
702	NELTON BEGAY	Sr	Central State OK	2 2:32:23.38
705	DANNY CHARLEY	Jr	Central State OK	3 2:35:57.00
674	BLAS GUERRA	Sr	Park MO	4 2:37:12.46
410	GARY SCHAFER	Sp	Valley City State ND	5 2:37:58.79
623	MIKE DESROSIERS	Sr	Hillsdale MI	6 2:39:05.66
726	JAMES BELL	Jr	Univ of West Florida	7 2:43:00.61
325	JOHNNY SHARP	Sr	Carson-Newman TN	8 2:43:50.62
741	RANDY J. SIPPLE	Sr	Winona State MN	9 2:44:31.33
106	STEVE COX	Sr	Cedarville OH	10 2:47:39.94
16	JOEL ENDERLE	Sr	Belmont TN	11 2:50:37.89
595	DANEIL HIGH	Sr	Spring Arbor MI	12 2:54:31.54
684	TIM YOUNG	Sr	Berry GA	13 2:56:09.28
361	JEFF PETERSEN	Sr	Taylor IN	14 2:59:06.62
752	ERIC SCHWAB	Jr	Austin TX	15 3:00:18.09
206	DANNY MANN	Jr	Central Arkansas	16 3:02:08.54
151	ROBBIE SIMMONS		Ouachita Baptist AR	17 3:09:46.62
676	JAMAL SHERGILL	Sp	Park MO	18 3:11:44.24
=====				

NAIA NATL OUTDOOR T & F
10,000 METER WALK

RUSSELLVILLE, AR
Division: MEN

MAY 21, 1987
EVENT # 10

ENTRANT #	NAME	GR	AFFILIATION	MARK

FINAL RESULTS				
544	MIKE STAUCH	Jr	Wisconsin-Parkside	1 43:22.1
540	DOUG FOURNIER	Sp	Wisconsin-Parkside	2 46:27.7
355	HERMAN NELSON	Sr	Western Washington	3 46:44.3
543	MIKE ROHL	Sr	Wisconsin-Parkside	4 47:12.4
350	TONY ENGELHARDT	Sp	Western Washington	5 49:37.1
1	PAUL JUDD	Sr	Aquinas MI	6 50:03.1
601	RANDY JACOBS	Sr	Willamette OR	7 52:12.3
716	KEVIN SCHOESSOW	Sr	Wisconsin-River Falls	8 55:18.7
537	KEN AREND	Sr	Wisconsin-Parkside	9 55:38.6
=====				

NAIA NATL OUTDOOR T & F
100 METER

RUSSELLVILLE, AR
Division: MEN

MAY 21, 1987
EVENT # 1

ENTRANT #	NAME	GR	AFFILIATION	MARK

FINAL RESULTS				
241	ALRICK MUNROE	Jr	Wayland Baptist TX	1 10.58
45	PATRICK NWANKNO	Jr	Azusa Pacific CA	2 10.64
756	DAVID ROGAN		Chicago State IL	3 10.75
431	MANNY NEWMAN	Fr	Southwestern KS	4 10.77
321	WILLIE LUNDY	Fr	Carson-Newman TN	5 10.80
244	ROCELLIUS POPE	Sr	Wayland Baptist TX	6 10.84
319	OMAR WHITFIELD	Fr	Hastings NE	7 10.84
513	CHRIS JACKSON	Jr	Arkansas Monticello	8 12.38
=====				

NAIA NATL OUTDOOR T & F
HIGH JUMP

RUSSELLVILLE, AR
Division: MEN

MAY 21, 1987
EVENT # 16

ENTRANT #	NAME	GR	AFFILIATION	MARK

FINAL RESULTS				
379	LARRY ANGLE	Sr	West Virginia State	1 7-00.25
43	JACK NANCE	Jr	Azusa Pacific CA	2 6-11.0
493	DAVID BEDFORD	Fr	Oklahoma Christian	3 2-11.0
657	MIKE MOSER	Jr	Dickinson State ND	4 6-09.75
420	DON RALIEGH	Sr	Northwestern State OK	4 6-09.75
3	MIKE WILSON	Jr	Aquinas MI	6 6-09.75
=====				

NAIA NATL OUTDOOR T & F
POLE VAULT

RUSSELLVILLE, AR
Division: MEN

MAY 21, 1987
EVENT # 15

ENTRANT #	NAME	GR	AFFILIATION	MARK

FINAL RESULTS				
40	TIM LOMHEIM	Sr	Azusa Pacific CA	1 16-08.0
170	LARRY WEAVER	Sr	Saginaw Valley State MI	2 15-11.0
533	KEVIN TAYLOR	Sr	Southern Oregon State	3 15-03.0
546	DAVID BROOKS	Fr	Concordia NE	4 15-03.0
142	RANDELL MORRIS	Jr	Henderson State AR	5 14-11.0
596	STEFFEN SMITH	Sr	Ottawa KS	5 14-11.0
39	KEVIN KORTHUS	Jr	Azusa Pacific CA	7 14-11.0
156	PAUL ROMHOVDE	Sr	Midland Lutheran NE	7 14-11.0
143	STEVE TURNER	Jr	Henderson State AR	7 14-11.0
=====				

NAIA NATL OUTDOOR T & F
STEEPLE CHASE

RUSSELLVILLE, AR
Division: MEN

MAY 21, 1987
EVENT # 11

ENTRANT #	NAME	GR	AFFILIATION	MARK

FINAL RESULTS				
522	CURT CASTETTER	Jr	North Florida	1 8:59.87
121	DAN JAQUEZ	Jr	Adams State CO	2 9:01.21
436	DENNIS SMITHHISLER	Sr	Southwestern KS	3 9:01.56
746	MARK PIERSON	Sr	Rio Grande OH	4 9:02.94
220	RYAN ROBINSON	Sp	Western State CO	5 9:03.77
656	BILL DENT	Jr	Dickinson State ND	6 9:06.88
740	BRIAN T. REED	Fr	Winona State MN	7 9:18.66
593	SCOTT COLE	Sr	Spring Arbor MI	8 9:19.27
44	DARREN NEAR	Jr	Azusa Pacific CA	9 9:27.16
131	TIM VIGIL	Jr	Adams State CO	10 9:25.90
498	MARK TRIMBLE	Jr	Oklahoma Christian	11 9:30.94
348	BRAD ALEXANDER	Sr	Western Washington	12 NO MARK
=====				

NAIA NATL OUTDOOR T & F
200 METER

RUSSELLVILLE, AR
Division: MEN

MAY 21, 1987
EVENT # 3

Records - NAIA MEN : 20.24
NAIA WOMEN : NO MARK
N/A : NO MARK
N/A : NO MARK

Larry Black

NC Central 1972

ENTRANT # NAME GR AFFILIATION PLACE MARK

SEMI RESULTS SECTION # 1

241	ALRICK MUNROE	Jr	Wayland Baptist TX	1	21.19
26	RODNEY BUGGAGE	Fr	Southern New Orleans LA	2	21.27
565	RON WALTON		Missouri Baptist	3	21.51
86	DARRYL WREN	Fr	Pittsburg State KS	4	21.64
319	OMAR WHITFIELD	Fr	Hastings NE	5	21.82
685	CHARLES BRUCE	Sp	Prairie View A&M TX	6	21.86
230	DENNIS ALEXANDER	Jr	Wayland Baptist TX	7	22.02

SEMI RESULTS SECTION # 2

45	PATRICK NWANKNO	Jr	Azusa Pacific CA	1	20.99
238	DEVON MORRIS	Jr	Wayland Baptist TX	2	21.15
245	JAMES ROLLE	Sp	Wayland Baptist TX	3	21.27
688	ERIC POGUE	Jr	Prairie View A&M TX	4	21.32
564	LETTORRE SWINNEY		Missouri Baptist	5	21.78
244	ROCELLIUS POPE	Sr	Wayland Baptist TX	6	21.87
462	CHRIS LOCK	Sr	Simon Fraser CAN	7	21.91
570	ATTAH FRIMPONG	Jr	Harding AR	8	22.33

NAIA NATL OUTDOOR T & F
400 METER Relay
ENTRANT # NAME

RUSSELLVILLE, AR
Division: MEN

MAY 21, 1987
EVENT # 13

GR AFFILIATION MARK

FINAL RESULTS

87	/PITTSBURG STATE UNI	Pittsburg State KS	1	40.71
153	/OUACHITA BAPTIST	Ouachita Baptist AR	2	41.10
507	/MISSOURI VALLEY	Missouri Valley MO	3	41.25
759	/CHICAGO STATE UNIVE	Chicago State IL	4	41.32
213	/CENTRAL ARKANSAS	Central Arkansas	5	41.35
652	/CALIF. LUTHERAN	California Lutheran	6	41.55
701	/PRAIRIE VIEW A&M	Prairie View A&M TX		DISQUALIFIED
567	/MISSOURI BAPTIST	Missouri Baptist		DISQUALIFIED

=====

NAIA NATL OUTDOOR T & F
DISCUS

RUSSELLVILLE, AR
Division: MEN

MAY 21, 1987
EVENT # 20

ENTRANT # NAME GR AFFILIATION MARK

FINAL RESULTS

46	ADE OLUKOJU	Fr Azusa Pacific CA	1	185-05.5
503	RON MCINTOSH	Sr Missouri Valley MO	2	169-03.75
193	JOHN BAUMANN	Sp Doane NE	3	166-00.5
453	ROB MCMANUS	Fr Simon Fraser CAN	4	165-07.75
467	SOREN SORENSON	Sr Western Oregon State	5	164-07.75
208	BOBBY MCDANIELS	Sp Central Arkansas	6	162-02.25
368	TONY RUSSO	Sr Wisconsin-Milwaukee	7	161-06.0
622	JOHN CHANDLER	Sr Hillsdale MI	8	158-08.25

=====

NAIA NATL OUTDOOR T & F
1500 METER

RUSSELLVILLE, AR
Division: MEN

MAY 21, 1987
EVENT # 7

ENTRANT # NAME GR AFFILIATION PLACE MARK

FINAL RESULTS

130	MAURICE SMITH	Sr Adams State CO	1	3:43.70	†
346	BRIAN WILLIAMS	Sr Anderson IN	2	3:44.19	†
470	WES TILGNER	Sp Western Oregon State	3	3:44.27	†
584	MIKE PACE	Jr Central Washington	4	3:44.46	†
375	ROBER JENNINGS	Sp Emporia State KS	5	3:45.23	
455	ROB NELSON	Jr Simon Fraser CAN	6	3:46.82	
110	ROB MOORE	Sr Cedarville OH	7	3:47.10	
682	DAVID MATHERNE	Sr Berry GA	8	3:49.59	

=====

NAIA NATL OUTDOOR T & F
400 HURDLES

RUSSELLVILLE, AR
Division: MEN

MAY 21, 1987
EVENT # 5

ENTRANT #	NAME	GR	AFFILIATION		MARK

FINAL RESULTS					
696	KEVIN MCKINLEY	Sr	Prairie View A&M TX	1	51.27
520	LEE VAUGHN		Southern Arkansas	2	51.90
613	WILBERT JOHNSON	Fr	Florida Memorial FL	3	52.13
203	KEVIN ERVIN	Sr	Central Arkansas	4	52.48
63	KRIS ANDERSSON	Sp	Point Loma Nazarene CA	5	52.52
558	TONY CHATMEN		Missouri Baptist	6	53.21
210	DWAYNE ROBERTS	Sr	Central Arkansas	7	53.34
497	DON SMITH	Sr	Oklahoma Christian	8	53.86
=====					

NAIA NATL OUTDOOR T & F
400 METER

RUSSELLVILLE, AR
Division: MEN

MAY 21, 1987
EVENT # 4

ENTRANT #	NAME	GR	AFFILIATION		MARK

FINAL RESULTS					
238	DEVON MORRIS	Jr	Wayland Baptist TX	1	46.04
245	JAMES ROLLE	Sp	Wayland Baptist TX	2	46.93
200	KENNETH DAVIS	Sp	Central Arkansas	3	47.58
755	DEAMAIL MITCHELL		Chicago State IL	4	47.88
688	ERIC POGUE	Jr	Prairie View A&M TX	5	47.93
648	TERRANCE LEE	Jr	California Lutheran	7	48.00
693	FELTON NAILS	Sp	Prairie View A&M TX	7	49.34
611	DARNELL ANDERSON	Fr	Florida Memorial FL	8	50.23
=====					

NAIA NATL OUTDOOR T & F
800 METER

RUSSELLVILLE, AR
Division: MEN

MAY 21, 1987
EVENT # 6

ENTRANT #	NAME	GR	AFFILIATION		MARK	

FINAL RESULTS						
195	GREGG LARSON	Sr	Doane NE	1	1:49.26	‡
692	ANTHONY CHRISTIE	Fr	Prairie View A&M TX	2	1:49.62	‡
235	MICHAEL GREGORY	Fr	Wayland Baptist TX	3	1:50.46	‡
687	LANCE GREEN	Sr	Prairie View A&M TX	4	1:50.49	‡
366	KEN LOBINS	Sr	Wisconsin-Milwaukee	5	1:50.90	‡
413	PAUL SAMPERS	Sr	Jamestown ND	6	1:50.94	‡
236	KISUTE KIBOKO	Jr	Wayland Baptist TX	7	1:51.99	‡
289	RUSSELL COLE	Sr	Pacific Lutheran WA	8	1:52.09	‡
=====						

NAIA NATL OUTDOOR T & F
200 METER

RUSSELLVILLE, AR
Division: MEN

MAY 21, 1987
EVENT # 3

ENTRANT #	NAME	GR	AFFILIATION		MARK

FINAL RESULTS					
241	ALRICK MUNROE	Jr	Wayland Baptist TX	1	21.02
45	PATRICK NWANKNO	Jr	Azusa Pacific CA	2	21.49
565	RON WALTON		Missouri Baptist	3	21.70
26	RODNEY BUGGAGE	Fr	Southern New Orleans LA	4	21.88
86	DARRYL WREN	Fr	Pittsburg State KS	5	22.11
238	DEVON MORRIS	Jr	Wayland Baptist TX	6	22.22
688	ERIC POGUE	Jr	Prairie View A&M TX	7	26.09
245	JAMES ROLLE	Sp	Wayland Baptist TX		DID NOT FINISH
=====					

NAIA NATL OUTDOOR T & F
5000 METER

RUSSELLVILLE, AR
Division: MEN

MAY 21, 1987
EVENT # 8

ENTRANT #	NAME	GR	AFFILIATION	MARK

FINAL RESULTS				
621	PAUL AUFDEMBERGE	Sr	Hillsdale MI	1 14:09.2
217	EDUARDO NAVAS	Jr	Western State CO	2 14:16.8
80	CORMAC O'RIORDEN	Fr	Pittsburg State KS	3 14:18.2
214	JUAN DIAZ	Sp	Western State CO	4 14:22.2
117	CRAIG DICKSON	Sp	Adams State CO	6 14:26.3
434	ELLIOTT RODDA	Jr	Southwestern KS	6 14:34.5
409	JEFF MANLEY	Sr	Valley City State ND	7 14:35.4
523	FIONAN CROMIN	Jr	North Florida	8 14:46.3
476	JEFF HEISER	Jr	Walsh OH	9 14:53.7
557	JAMIE BURHAM		Missouri Baptist	10 15:04.4
641	ART CASTLE	Sr	California Lutheran	11 15:06.9
331	DAVID CURD	Jr	David Lipscomb TN	12 15:11.3
=====				

NAIA NATL OUTDOOR T & F
1600 Relay

RUSSELLVILLE, AR
Division: MEN

MAY 21, 1987
EVENT # 12

ENTRANT #	NAME	GR	AFFILIATION	MARK

FINAL RESULTS				
701	/PRAIRIE VIEW A&M		Prairie View A&M TX	1 3:11.1

247	/WAYLAND BAPTIST		Wayland Baptist TX	2 3:13.2

52	/AZUSA PACIFIC		Azusa Pacific CA	3 3:14.1

213	/CENTRAL ARKANSAS		Central Arkansas	4 3:15.0

302	/LUBBOCK CHRISTIAN		Lubbock Christian TX	5 3:15.3

567	/MISSOURI BAPTIST		Missouri Baptist	6 3:16.3

15	/EDWARDS WATERS COLL		Edward Waters FL	7 3:16.6

715	/CENTRAL STATE OK		Central State OK	8 3:18.0
=====				

GEORGE FOX COLLEGE
BRUIN TRACK & FIELD RECORDS
5-12-87

<u>EVENT</u>	<u>MARK</u>	<u>NAME</u>	<u>YEAR</u>
100m	10.4 FAT, 10.25 FATw	Gregg Griffin	1979, 1978
200m	21.2	Gregg Griffin	1979
400m	48.1	Werner Seibert	1979
800m	1:52.7	Wendell Otto	1979
1500m	3:49.7	Wendell Otto	1979
5000m	14:22.4	Steve Blikstad	1979
10,000m	30:22.8*	Steve Blikstad	1977
Steeplechase	8:49.8	Steve Blikstad	1979
110m HH	13.7	Adolphus Onua	1985
400m IH	52.34 FAT	Chad Neeley	1978
Long Jump	23-2 3/4, 23-9 w	Amadu Koroma	1978, 1978
Triple Jump	48-5	Mark Halland	1972
High Jump	6-9	Owen James	1981
Pole Vault	15-8	Dave McDonald	1969, 1971
Shot	55-3	Bob Hadlock	1968
Discus	168-6	Charlie Keeran	1980
Javelin	190-6 230-6 (J)	David Nickell Eb Buck	1987 1975
Hammer	170-3	Allan Morrow	1979
Decathlon	6451 f (6551 c) 7054 (O)	Keith Wigley Eb Buck	1986 1975
Marathon	2:25.19	Curt Ankeny	1973
400m RELAY	41.4	Amadu Koroma Chad Neeley Mark Reynolds Gregg Griffin	1978
1600m RELAY	3:18.1*	Tim Olds Tom VanWinkle Rick Frisk Monte Anders	1980

*Converted from yards
J-Old javelin
O-Old tables

<u>EVENT</u>	<u>MARK</u>	<u>NAME</u>	<u>YEAR</u>
10K Walk	59:40.8	Dan Price	1985
800m RELAY	1:27.5	Gregg Griffin Mark Reynolds Chad Neeley Werner Seibert	1978
Sprint Medley	1:33.3	Chad Neeley 220 Mark Reynolds 110 Tim Sherman 110 Werner Seibert 440	1978
Sprint Medley (mile)	3:30.4	Gregg Griffin 220 Chad Neeley 220 Werner Seibert 440 Larry Bales 880	1977
3200m RELAY	7:42.0	Chris Mwaura Larry Bales Wendell Otto Randy Ware	1978
Distance Medley	10:17.8	Bruce Greone 1320 Chad Neeley 440 Randy Ware 880 Steve Blikstad mile	1976
4 Mile RELAY	17:27.6	Wendell Otto Dave Molstad Chris Mwaura Steve Blikstad	1978
6400m RELAY	17:25.7	Steve Stuart Dave Molsted Chris Mwaura Steve Blikstad	1978
Long Jump Relay	61-6	Amadu Koroma Eb Buck John Koroma	1975
Javelin RELAY	548-5	Eb Buck Del Dittus Lon Austin	1975
High Jump RELAY	18-5	Bob Quiring Lon Austin Duane Swafford	1979
Hammer RELAY	382-9	Steve Curtis Nolan Smith Steve Huisenga	1981
Shot RELAY	123-9 1/2	Allan Morrow Steve Curtis Charlie Keeran	1979

EVENT MARK
Discus RELAY 401-10

NAME
Charlie Keeran
Allan Morrow
Steve Curtis

YEAR
1979

Pole Vault RELAY 36-0

Steve Graham
Ron Hanson
Dave Elkins

1984

High Hurdle 47.3
RELAY

Adolphus Onua
Scott Cummins
Rod Eakin

1987

GEORGE FOX COLLEGE
Indoor Track and Field Records

YARDS

<u>Event</u>	<u>Mark</u>	<u>Name</u>	<u>Place</u>	<u>Year</u>
40 Yard HH	5.2	Adolphus Onua	Univ. of Portland	1985
60 Yard HH	7.5	Adolphus Onua	Oregon Indoor	1985 & 87
40 Yard	4.7	Matt Heathco	Pacific Univ.	1974
		Adolphus Onua	Univ. of Portland	1985
50 Yard	5.8	Keith Wigler	Eugene Indoor	1985
60 Yard	6.5	Amadu Koroama	Oregon Dev. Meet	1975
300 Yard	34.1	Les Keele	Univ. of Wash.	1974
440 Yard	55.6	Cliff McCurdy	Univ. of Montana	1973
500 Yard	62.0	Cliff McCurdy	Oregon Dev. Meet	1973
600 Yard	1:19.2	Chad Neeley	Univ. of Wash.	1976
880 Yard	1:59.6	Wendell Otto	Oregon Indoor	1978
1000 Yard	2:19.6	Kevin Ball	Oregon Dev. Meet	1984
Mile	4:17.7	Wendell Otto	Oregon Indoor	1980
2 Mile	9:13.5	Steve Blikstad	Oregon Dev. Meet	1979
Mile Relay	3:30.8	Jim Moody	Oregon Indoor	1984
		Keith Wigley		
		Dave Driesner		
		Mark Young		

METERS

60m HH	8.5	Mark Reynolds	Oregon Dev. Meet	1978
300m IH	39.7	Chad Neeley	Univ. of Idaho	1979
60m Dash	6.9	Amadu Koroma	Oregon Dev. Meet	1976
300m	36.6	Dave Driesner	Univ. of Portland	1985
		Mark Young	Univ. of Portland	1985
400m	51.7	Mark Young	Univ. of Idaho Dev.	1984
500m	68.3	Chad Neeley	Oregon Dev. Meet	1977
800m	1:59.5	Kevin Ball	Univ. of Portland	1985
1000m	2:39.0	Randy Ware	Oregon Dev. Meet	1977
1500m	4:00.2	Bruce Green	Oregon Indoor	1976
2000m	5:34.5	Scott Ball	Univ. of Portland	1985
1600m Relay	3:37.8	Steve Stuart	Oregon Dev. Meet	1977
		Randy Ware		
		Werner Seibert		
		Chad Neeley		

FIELD EVENTS

Long Jump	22-11	Eb Buck	Univ. of Wash.	1976
Triple Jump	47-11	Mark Halland	Univ. of Montana	1973
High Jump	6-6	Owen James	Oregon Dev. Meet	1984
Pole Vault	15-4	Dave McDonald	NAIA Nationals (K City)	1970
Shot Put	46-10	Allen Morrow	Oregon Dev. Meet	1979

FIELD RECORDS
COLCORD FIELD

5-11-87

<u>EVENT</u>	<u>MARK</u>	<u>NAME</u>	<u>SCHOOL</u>	<u>DATE</u>
100m	10.55*	John Koroma	GFC	3-30-74
	10.55*	Gregg Griffin	GFC	5-7-77
200m	21.8	Dave Freunds Schuh	Linfield	4-18-81
400m	48.5	Karl Findling	WOSC	5-11-85
800m	1:53.21 f	Wes Tilgner	WOSC	5-10-87
1500m	3:50.5	Wes Tilgner	WOSC	4-4-87
5000m	14:33.3	Don Stearns	EOSC	5-9-81
10000m	30:25.3	Don Stearns	EOSC	4-8-81
3000m Steeplechase	9:16.4	Steve Blikstad	GF Alumni	4-18-81
10 K Walk	46:46.5	Sam Shick	L & C	5-9-81
110m HH	13.7	Adolphus Onua	GFC	4-13-85
400m IH	52.8	Chad Neeley	GF Alumni	4-19-80
Long Jump	23-6 3/4	Gareth Poolen	Willamette	5-9-87
Triple Jump	48-2 1/2	John Shaw	Linfield	4-18-81
High Jump	6-9	Owen James	GFC	5-9-81
Pole Vault	15-6	Dave McDonald	GFC	5-1-71
Shot	59-8 1/2	Randy Settell	SOSC	5-10-87
Discus	170-5	John Bakkensen	PTC	4-1-72
Javelin	246-0 (0)	Tony Grant	OIT	3-24-73
	208-5	Jim Williams	Willamette	5-10-87
Hammer	172-8	Soren Sorenson	WOSC	5-9-87
400m RELAY	41.9	Tim Biamont Torrae Harry Karl Findling Larry Conaway	WOSC	5-11-85
1500m RELAY	3:19.2	Torrae Harry Jim Fahey Karl Findling John Mike McHugh	WOSC	5-11-85

0-Old javelin

*Converted from yards

NOTE -- Data not complete before 1970.

RESULTS OF NAIA DISTRICT 2 MARATHON

at Seaside, OR; Feb. 28, 1987

Men's Division

1.	John Oord	NNC	2:45:30
2.	Joe Alueta	SOSC	2:52:44
3.	Eric Jensen	EOSC	2:54:56
4.	Chris Duquette	WU	2:55:45
5.	Mike Del Donno	WU	3:00:48
6.	Jay Coleman	WU	3:06:34
7.	Tom Mills	SOSC	3:13:11
8.	Vic Downs	Lin	dnf.

Women's Division

1.	Elaine Delsman	SOSC	3:07:17 (NR)
2.	Kali Haverstock	GF	3:51:07

District Meet Score after one event:

Men: NNC 10, SOSC 8, WU 7, EOSC 6

Women: SOSC 10, GF 8

Next NAIA District Event: Decathlon/Heptathlon, April 20-21 at SOSC

Past District Champions

1973	Curt Ankeny	GF	2:25:19
1974	Larry Miller	SOSC	2:22:06
1975	Mark Adamson	GF	2:32:08
1976	Mark Adamson	GF	2:31:36
1977	Terry Zerzan	WU	2:22:23
1978	Terry Zerzan	WU	2:27:28
1979	Tim Rutledge	WU	2:31:27
1980	Bill Pewen	SOSC	2:35:01
1981	Bill Pewen	SOSC	2:31:50
1982	Pat Williams	WU	2:30:07
1983	Kris Mueller	Lin	2:24:08
1984	Jim Wyatt	Lin	2:31:07
1985	Dwight Larabee	GF	2:37:26
1986	Greg Miller	EOSC	2:34:57

Women

1983	Nadine Price	Lin	3:08:31
1984	Nadine Price	Lin	3:06:47
1985	Kathleen Welland	L&C	3:14:35
1986	Laura LewAllen	L&C	3:26:51

NAIA DISTRICT II

TRACK & FIELD CHAMPIONSHIPS MAY 8-9, 1987

OFFICAL RESULTS

MEN'S 100 METER DASH

PLACE	NAME	SCHOOL	TIME
1	Mark Caine	L&C	11.08
2	Mark Berry	SOSC	11.27
3	Tim Biamont	WOSC	11.29
4	Kurt Hargett	WOSC	11.36
5	Curtis Brown	LIN	11.42
6	Mark Anderson	LIN	11.47
7	Jeff Wiltsey	WU	11.59
8	Les Taylor	WOSC	12.01

WOMEN'S 100 METER DASH

PLACE	NAME	SCHOOL	TIME
1	Sharon Wegener	WOSC	12.71
2	Alisa Thomas	WU	13.14
3	Stephanie Payne	WU	13.17
4	Kathy Kubik	LIN	13.26
5	Jill Cochran	SOSC	13.38
6	Mary Tepper	LIN	13.42
7	Erin Weeks	WU	13.59
8	Shereen Reaney	L&C	13.62

MEN'S 200 METER DASH

PLACE	NAME	SCHOOL	TIME
1	Mark Caine	L&C	22.18
2	David Scearce	WU	22.71
3	Tim Biamont	WOSC	22.80
4	Mark Berry	SOSC	22.87
5	Mike Gilbert	NNC	23.10
6	Nate Borchert	EOSC	23.93

WOMEN'S 200 METER DASH

PLACE	NAME	SCHOOL	TIME
1	Sharon Wegener	WOSC	25.71
2	Kari Larsen	L&C	25.99
3	Nicole Perry	L&C	26.01
4	Marta Shields	GFC	26.43
5	Kathy Staat	SOSC	26.66
6	Stephanie Payne	WU	26.91
7	Alisa Thomas	WU	27.16
8	Kathy Kubik	LIN	27.39

MEN'S 400 METER DASH

PLACE	NAME	SCHOOL	TIME
1	Mike Gilbert	NNC	48.96
2	Tim Conley	GFC	49.91
3	David Scearce	WU	50.15
4	Gareth Pooleon	WU	50.86
5	Frank VanDyke	WOSC	51.42
6	Tim Dorsey	SOSC	52.49
7	Greg Beery	L&C	52.98

WOMEN'S 400 METER DASH

PLACE	NAME	SCHOOL	TIME
1	Kari Larsen	L&C	57.56
2	Nicole Perry	L&C	57.75
3	Marta Shields	GFC	1:00.71
4	Kathy Staat	SOSC	1:01.45
6	Linda Brown	WU	1:01.47
6	Carole Jones	EOSC	1:03.14
7	Irene Jones	WU	1:03.24
8	Christine Gillette	EOSC	1:03.59

MEN'S 800 METER RUN

PLACE	NAME	SCHOOL	TIME
1	Wes Tilgner	WOSC	1:53.21
2	Steve Yeager	NNC	1:55.59
3	Rob MacGinnitie	WU	1:55.72
4	Aaron Harding	SOSC	1:56.62
5	Jack Catton	WU	1:57.78
6	Bob Harris	L&C	1:58.16
7	Bob Craig	SOSC	2:01.39

WOMEN'S 800 METER RUN

PLACE	NAME	SCHOOL	TIME
1	Brenda Thwaite	WOSC	2:18.89
2	Meg Finaly	L&C	2:19.36
3	Jeannine Lama	L&C	2:19.95
4	Julie Blum	WU	2:24.19
5	Meliane Springer	GFC	2:26.11
6	Sandy Loop	WOSC	2:28.64
7	Jana Zellmer	NNC	2:29.41

NAIA DISTRICT II TRACK/FIELD CHAMPIONSHIPS OFFICAL RESULTS

MEN'S 1500 METER RUN

PLACE	NAME	SCHOOL	TIME
1	Wes Tilgner	WOSC	3:56.13
2	Ron Ares	L&C	4:00.71
3	Bob Craig	SOSC	4:01.56
4	Mike Appleton	EOSC	4:03.75
5	Brad Holbrook	SOSC	4:05.56
6	Mike Paddock	SOSC	4:05.99
7	Duke Ritenhouse	L&C	4:07.99
8	Jason Sele	WOSC	4:08.06
9	Jay Clark	NNC	4:13.94
10	Rob Wood	WOSC	4:22.70

WOMEN'S 1500 METER RUN

PLACE	NAME	SCHOOL	TIME
1	Kathryn O'Leary	WOSC	4:48.02
2	Julie Dimick	WOSC	4:51.6ht
3	Angela Thatcher	LIN	4:53.3ht
4	Melanie Leckenby	LIN	4:56.99
5	Kelli Cammack	WU	4:59.97
6	Sandy Loop	WOSC	5:05.74
7	Debra Dick	WOSC	5:07.1ht
8	Alica Tilzey	NNC	5:13.00

MEN'S 3000 METER STEEPLECHASE

PLACE	NAME	SCHOOL	TIME
1	Jason Sele	WOSC	9:25.49
2	Duke Ritenhouse	L&C	9:30.42
3	Mike Paddock	SOSC	9:35.85
4	Brad Holbrook	SOSC	9:49.44
5	John Oord	NNC	9:55.50
6	Ron Ares	L&C	9:59.29
7	Kevin Winfield	WOSC	10:02.04
8	Eric Hartmann	L&C	10:16.25

WOMEN'S 3000 METER RUN

PLACE	NAME	SCHOOL	TIME
1	Kathryn O'Leary	WOSC	10:41.74
2	Angela Thatcher	LIN	10:50.69
3	Nadine Price	LIN	11:04.06
4	Debra Dick	WOSC	11:10.8ht
5	Alica Tilzey	NNC	11:28.03
6	Michelle Lang	GFC	12:40.56

MEN'S 5000 METER RUN

PLACE	NAME	SCHOOL	TIME
1	Greg Miller	EOSC	15:15.76
2	Erick Landeen	WU	15:33.68
3	Kevin Wright	NNC	15:39.36
4	Dan Tow	LIN	15:47.11
5	Bob Julian	SOSC	15:48.66
6	David Jordan	WOSC	15:51.42
7	Brian Reick	WOSC	16:01.27
8	Joshua Sacon	SOSC	16:05.43
9	Brad Holbrook	SOSC	16:37.39
10	John Weisel	LIN	16:54.66

WOMEN'S 5000 METER RUN

PLACE	NAME	SCHOOL	TIME
1	Kristin Peterson	WU	18:51.23
2	Nadine Price	LIN	19:06.46
3	Angela Thatcher	LIN	19:12.77
4	Melanie Leckenby	LIN	19:18.32
5	Teresa Beeman	LIN	19:25.48
6	Julie Dimick	WOSC	19:27.32
7	Elaine Delsman	SOSC	19:40.48
8	Diane Peterson	GFC	21:37.62

MEN'S 10,000 METER RUN

PLACE	NAME	SCHOOL	TIME
1	Greg Miller	EOSC	32:13.67
2	Kevin Wright	NNC	33:12.73
3	Joshua Sacon	SOSC	33:40.90
4	John Weisel	LIN	34:46.12
5	Kevin Kelly	WU	35:04.17
6	Eric Jensen	EOSC	37:37.73

WOMEN'S 10,000 METER RUN

PLACE	NAME	SCHOOL	TIME
1	Elaine Delsman	SOSC	40:12.56
2	Chelly Tilzey	NNC	40:59.49
3	Teresa Beeman	LIN	41:20.16
4	Kali Haverstock	GFC	42:59.66

NAIA DISTRICT II TRACK/FIELD CHAMPIONSHIPS OFFICAL RESULTS

MEN'S 10,000 METER WALK

PLACE	NAME	SCHOOL	TIME
1	Randy Jacobs	WU	46:56.20
2	Troy O'Donnell	WU	53:12.94
3	Jeff Kilday	WU	53:53.9ht
4	Tom Mills	SOSC	57:49.64
5	Mitch Seal	EOSC	NT
6	Dave Jaconetti	WOSC	58:58.49

WOMEN'S 800 MEDLEY RELAY

PLACE	SCHOOL	TIME
1	L&C	1:48.66
2	SOSC	1:53.88
3	WOSC	1:54.59
4	LIN	1:55.28

MEN'S 110 HIGH HURDLES

PLACE	NAME	SCHOOL	TIME
1	Adolphus Onua	GFC	14.28
2	Tim Rupp	SOSC	14.94
3	Sam Lapray	WU	15.04
4	Scott Cummins	GFC	15.12
5	Darryl Stickers	WOSC	15.23
6	Dave Kelley	L&C	15.42
7	Dan Thomas	WU	15.55
8	Bob Cornes	WOSC	15.63

WOMEN'S 100 METER HURDLES

PLACE	NAME	SCHOOL	TIME
1	Shelly Woodside	LIN	15.56
2	Sharon Jensen	WOSC	15.75
3	Jill Cochran	SOSC	15.77
4	Lenny Wallace	SOSC	15.95
5	Val White	LIN	16.43
6	Lisa Lind	LIN	16.44
7	Liz Ardinger	L&C	16.61
8	Darcy Eastland	WOSC	17.03

MEN'S 400 METER INTERMEDIATE HURDLES

PLACE	NAME	SCHOOL	TIME
1	Bob DeVylidere	WU	53.76
2	Scott Cummins	GFC	56.03
3	Doug Rogers	LIN	56.04
4	Dan Thomas	WU	56.88
5	Jeff Wiltsey	WU	58.16
6	Shawn Steen	EOSC	58.67

WOMEN'S 400 METER LOW HURDLES

PLACE	NAME	SCHOOL	TIME
1	Sharon Jensen	WOSC	1:05.25
2	Kris Russell	SOSC	1:07.19
3	Val White	LIN	1:08.18
4	Mindy Brown	SOSC	1:11.35
5	Linda Henderson	WOSC	1:12.65
6	Liz Ardinger	L&C	1:17.1ht

MEN'S MARATHON

PLACE	NAME	SCHOOL	TIME
1	John Oord	NNC	2:45.30
2	Joe Alueta	SOSC	2:52.44
3	Eric Jensen	EOSC	2:54.56
4	Chris Duquette	WU	2:55.45
5	Mike Del Donno	WU	3:00.48
6	Jay Coleman	WU	3:06.34

WOMEN'S MARTHON

PLACE	NAME	SCHOOL	TIME
1	Elaine Delsman	SOSC	3:07.17
2	Kait Haverstock	GFC	3:51.07

NAIA DISTRICT II TRACK/FIELD CHAMPIONSHIP OFFICAL RESULTS

MEN'S 400 METER RELAY

PLACE	SCHOOL	TIME
1	GFC	43.39
2	WU	43.59
3	LIN	43.73
4	SOSC	44.00
5	L&C	44.13
6	NNC	44.79
7	EOSC	45.24

WOMEN'S 400 METER RELAY

PLACE	SCHOOL	TIME
1	L&C	49.99
2	WOSC	50.95
3	SOSC	51.09
4	LIN	51.66
5	EOSC	56.37
6	WU	56.74

MEN'S 1600 METER RELAY

PLACE	SCHOOL	TIME
1	WOSC	3:22.52
2	GFC	3:22.57
3	WU	3:22.72
4	SOSC	3:26.70
5	LIN	3:27.79
6	NNC	3:26.89
7	EOSC	3:36.7ht

WOMEN'S 1600 METER RELAY

PLACE	SCHOOL	TIME
1	L&C	4:00.10
2	WOSC	4:00.77
3	SOSC	4:11.57
4	WU	4:12.41
5	LIN	4:13.70
6	EOSC	4:24.29

MEN'S DECATHLON

PLACE	NAME	SCHOOL	POINTS
1	Mike Gilbert	NNC	6256
2	Shawn Steen	EOSC	5991
3	David Nickell	GFC	5972
4	Darryl Stickers	WOSC	5928
5	Kurt Hargett	WOSC	5855
6	Scott Healy	WILL	5691
7	Kevin Taylor	SOSC	5666
8	Dwight French	WOSC	5634
9	Bob Cornes	WOSC	5552
10	Dan Thomas	WU	5473
11	Brad Melendy	LIN	5263
12	Jim Block	EOSC	5107
13	Dale Huemoeller	NNC	4900
14	Tim Rupp	SOSC	4847
15	Clint McClellan	SOSC	4787

WOMEN'S HEPTATHLON

PLACE	NAME	SCHOOL	POINTS
1	Sharon Jensen	WOSC	4651
2	Shannon Gates	SOSC	4039
3	Shelly Woodside	LIN	3608
4	Carole Jones	EOSC	3565
5	Val White	LIN	3480
6	Lenore Wallace	SOSC	3387
7	Stacey Lee	LIN	3264
8	Dianne Plagge	WOSC	2779

MEN'S DISCUS

PLACE	NAME	SCHOOL	DISTANCE
1	Soren Sorenson	WOSC	161-4
2	Randy Settell	SOSC	155-3
3	Mike Watts	GFC	144-8
4	Doug Sommer	WU	143-9
5	Steve Curl	NNC	142-3
6	Dale Osborne	SOSC	142-1
7	Eric Cooley	WU	137-0
8	Tim Stashin	SOSC	132-6
9	Arnold Wardwell	SOSC	130-0
10	Matt Lydum	WOSC	120-6

WOMEN'S DISCUS

PLACE	NAME	SCHOOL	DISTANCE
1	Debbie Settell	SOSC	128-2
2	Johanna Williams	EOSC	126-0
3	Diana McDonald	WU	119-10
4	Michelle Tomlinsen	WOSC	115-8
5	Dixie McCadden	EOSC	109-8 1/2
6	Rhonda Hardaway	NNC	100-0
7	Patti Stacey	EOSC	93-9
8	Camen Garwick	NNC	93-4

NAIA DISTRICT II TRACK/FIELD CHAMPIONSHIPS OFFICAL RESULTS

MEN'S HIGH JUMP

PLACE	NAME	SCHOOL	HEIGHT
1	Shaun Granger	SOSC	6-6
2	Shawn Steen	EOSC	6-4
3	Steve Seymour	LIN	6-2
3	Dwight French	WOSC	6-2
5	Lance Hansen	LIN	6-2
6	Rob Kliewer	WU	6-0
7	Will Waddell	EOSC	6-0
7	Bob Cornes	WOSC	6-0

WOMEN'S HIGH JUMP

PLACE	NAME	SCHOOL	HEIGHT
1	Sue Woolsey	GFC	5-4
2	Lisa Lind	LIN	5-4
3	Sharon Jensen	WOSC	5-4
4	Kelly Lovejoy	WOSC	5-2
5	Amy Bolger	L&C	5-2
6	Dianna Plogge	WOSC	5-2
7	Kami Gee	WOSC	5-0
8	Stacey Lee	LIN	4-8
8	Chrissy Gillette	EOSC	4-8

MEN'S JAVELIN

PLACE	NAME	SCHOOL	DISTANCE
1	Jim Williams	WU	208-5
2	Mike County	SOSC	197-10
3	Doug Edwards	NNC	189-5
4	David Nickell	GFC	185-11
5	Mike Watts	GFC	184-2
6	John Weeks	LIN	182-11
7	Sean Coste	LIN	175-1
8	Mark Garvey	LIN	173-6
9	Doug Ladd	WOSC	169-4
10	Ken Rankin	EOSC	168-4
11	Jim Block	EOSC	161-3
12	David Mueller	GFC	142-6

WOMEN'S JAVELIN

PLACE	NAME	SCHOOL	DISTANCE
1	Shannon Gates	SOSC	155-5
2	Leslie Johnson	L&C	145-0
3	Kim Halter	LIN	140-8
4	Denise Fox	GFC	140-3 1/2
5	Heidi Buckmaster	WU	137-2
6	Kris Ettner	SOSC	133-4
7	Karen Carpenter	NNC	129-3
8	Kami Gee	WOSC	127-1
9	Kellie Osborn	WOSC	111-11
10	Katie Wambach	LIN	111-8 1/2

MEN'S LONG JUMP

PLACE	NAME	SCHOOL	DISTANCE
1	Gareth Pooleon	WU	23-6 3/4
2	PJ Coonrod	LIN	22-4
3	Kurt Hargett	WOSC	22-0 1/4
4	Gerry Clark	WOSC	22-0 1/4
5	Kevin Connors	WU	21-6
6	Will Waddell	EOSC	21-6
7	Russ Burke	SOSC	21-5 1/4
8	Todd Chandler	SOSC	21-2 1/2
9	Scott Noren	SOSC	20-4 3/4
10	Ken Ouellette	L&C	20-3 1/2
11	Dale Huemoeller	NNC	18-8 1/4

WOMEN'S LONG JUMP

PLACE	NAME	SCHOOL	DISTANCE
1	Sharon Jensen	WOSC	17-7 1/4
2	Shereen Reaney	L&C	17-2 3/4
3	Shelly Woodside	LIN	17-0
4	Lisa Lind	LIN	16-5
5	Lara Wright	WU	16-3 1/2
6	Alisa Thomas	WU	16-2 3/4
7	Val White	LIN	15-4 1/4
8	Carole Jones	EOSC	15-3
9	Karen Wilcox	WU	14-9 3/4

NAIA DISTRICT II TRACK/FIELD CHAMPIONSHIPS OFFICAL RESULTS

MEN'S SHOT PUT

PLACE	NAME	SCHOOL	DISTANCE
1	Randy Settell	SOSC	59-8 1/2
2	Kim Brown	WOSC	52-1
3	Arnold Wardwell	SOSC	51-11 1/2
4	Mike County	SOSC	50-8 1/2
5	Soren Sorenson	WOSC	48-11
6	David Collins	WU	48-2
7	Hank Wyborney	NNC	48-0
8	Dale Osborne	SOSC	47-6 1/2
9	Steve Curl	NNC	47-6 1/2
10	Todd Danko	WOSC	44-3

WOMEN'S SHOT PUT

PLACE	NAME	SCHOOL	DISTANCE
1	Johana Williams	EOSC	41-8 1/2
2	Paige Daugherty	L&C	40-0
3	Debie Settell	SOSC	39-11 1/2
4	Diana McDonald	WU	39-10
5	Dixie McCadden	EOSC	37-5 1/2
6	Patti Stacey	EOSC	35-9
7	Karen Carpenter	NNC	35-6 1/2
8	Susan Greenwood	LIN	35-1 1/2

MEN'S TRIPLE JUMP

PLACE	NAME	SCHOOL	DISTANCE
1	Kevin Connors	WU	46-4 1/2
2	John Prevedello	LIN	43-10 1/2
3	Kele Marsters	LIN	43-5
4	Dwight French	WOSC	43-3 1/4
5	Ken Ouellette	L&C	42-8 1/2
6	Shaun Granger	SOSC	42-5 3/4
7	Scott Noren	SOSC	42-4 1/2
8	Russell Burke	SOSC	41-10 3/4
9	Pat Leeper	GFC	40-1 1/4

WOMEN'S TRIPLE JUMP

PLACE	NAME	SCHOOL	DISTANCE
1	Lara Wright	WU	36-1 3/4
2	Shelly Woodside	LIN	35-7 3/4
3	Stacey Lee	LIN	34-11 1/4
4	Kami Gee	WOSC	33-4 3/4
5	Shannon Gates	SOSC	32-10 1/4
6	Krys Duncan	L&C	32-6 1/4
7	Amy Bolger	L&C	31-7

MEN'S HAMMER THROW

PLACE	NAME	SCHOOL	DISTANCE
1	Soren Sorenson	WOSC	172-8
2	David Collins	WU	161-3
3	Doug Deen	LIN	160-7'
4	Randy Settell	SOSC	155-7
5	Matt Lydum	WOSC	151-10
6	Mike Watts	GFC	150-6
7	Kyle Kobow	LIN	148-8
8	Dave Elkins	GFC	137-11
9	Dan Gorman	WOSC	132-9

MEN'S POLE VAULT

PLACE	NAME	SCHOOL	HEIGHT
1	Kevin Taylor	SOSC	15-0
2	Mike Gilbert	NNC	14-4
3	Jeff Fowler	WU	13-4
4	Mike Gile	WU	13-4
5	Dave Elkins	GFC	13-4
6	Jeff Houts	L&C	13-0
7	Rod Eakin	GFC	12-0

DISTRICT II TRACK/FIELD CHAMPIONSHIP **WOMEN'S** SCORESHEET

EVENTS	EASTERN	GEORGE FOX	LEWIS&CLARK	LINFIELD	NAZARENE	SOUTHERN	WESTERN	WILLAMETTE
Marathon	0	8	0	0	0	10	0	0
Heptathlon	4	0	0	8	0	9	10	0
Discus Throw	10	0	0	0	1	10	4	6
Long Jump	0	0	8	10	0	0	10	3
800 Meter Medley Relau	0	0	10	4	0	8	6	0
10,000 Meter Run	0	4	0	6	8	10	0	0
High Jump	0	10	2	8	0	0	11	0
3000 Meter Run	0	1	0	14	2	0	14	0
Javelin Throw	0	4	8	6	0	11	0	2
Shotput	13	0	8	0	0	6	0	4
Triple Jump	0	0	1	14	0	2	4	10
400 Meter Relay	2	0	10	4	0	6	8	1
1500 Meter Run	0	0	0	10	0	0	19	2
100 Meter Hurdles	0	0	0	13	0	10	8	0
400 Meter Dash	1	6	18	0	0	4	0	2
100 Meter Dash	0	0	0	5	0	2	10	14
800 Meter Run	0	2	14	0	0	0	11	4
400 Meter Low Hurdles	0	0	1	6	0	12	12	0
200 Meter Dash	0	4	14	0	0	2	10	1
5000 Meter Run	0	0	0	20	0	0	1	10
1600 Meter Relay	1	0	10	2	0	6	8	4
TOTAL POINTS	31	39	104	130	11	108	146	63
TEAM PLACE	7	6	4	2	8	3	1	5

DISTRICT II TRACK/FIELD CHAMPIONSHIP MEN'S SCORESHEET

EVENTS	EASTERN	GEORGE FOX	LEWIS&CLARK	LINFIELD	NAZARENE	SOUTHERN	WESTERN	WILLAMETTE
Marathon	6	0	0	0	10	8	0	7
Decathlon	8	6	0	0	10	0	6	1
Hammer Throw	0	1	0	6	0	4	12	8
Discus Throw	0	6	0	0	2	9	10	4
Long Jump	1	0	0	8	0	0	10	12
10,000 Meter Run	11	0	0	4	8	6	0	2
High Jump	8	0	0	7	0	10	5	1
3000 Meter Steeplechase	0	0	9	0	2	10	10	0
Javelin Throw	0	6	0	1	6	8	0	10
Shotput	0	0	0	0	0	20	10	1
Pole Vault	0	2	1	0	8	10	0	10
Triple Jump	0	0	2	14	0	1	4	10
10,000 Meter Walk	2	0	0	0	0	4	1	24
400 Meter Relay	0	10	2	6	1	4	0	8
1500 Meter Run	4	0	8	0	0	9	10	0
110 High Hurdles	0	14	1	0	0	8	2	6
400 Meter Dash	0	8	0	0	10	1	2	10
100 Meter Dash	0	0	10	3	0	8	10	0
800 Meter Run	0	0	1	0	8	4	10	8
400 Intermediate Hurdles	1	8	0	6	0	0	0	16
200 Meter Dash	1	0	10	0	2	4	6	8
5000 Meter Run	10	0	0	4	6	2	1	8
1600 Meter Relay	0	8	0	2	1	4	10	6
TOTAL POINTS	52	69	44	61	74	134	119	160
TEAM PLACE	7	5	8	6	4	2	3	1

NAIA DISTRICT II TRAKC/FIELD CHAMPIONSHIPS OFFICAL RESULTS

EVENTS

Marathon
 Decathlon
 Heptathlon
 Hammer Throw
 Discus Throw
 Long Jump
 10,000 Meter Run
High Jump
 3000 Meter Steeplechase
 3000 Meter Run
 Javelin Throw
 800 Meter Medley Relay
 Shotput
 Pole Vault
 10,000 Meter Walk
 Triple Jump
 400 Meter Relay
 1500 Meter Run
110 High Hurdles
 100 Meter Hurdles
 400 Meter Dash
 100 Meter Dash
 800 Meter Run
 400 Intermediate Hurdles
 400 Meter Low Hurdles
 200 Meter Dash
 5000 Meter Run
 1600 Meter Relay

MEN'S CHAMPIONS

John Oord (NNC)
 Mike Gilbert (NNC)

 Soren Sorenson (WOSC)
 Soren Sorenson (WOSC)
 Gareth Pooleon (WU)
 Greg Miller (EOSC)
 Shaun Granger (SOSC)
 Jason Sele (WOSC)

 Jim Williams (WU)

 Randy Settell (SOSC)
 Kevin Taylor (SOSC)
 Randy Jacobs (WU)
 Kevin Connors (WU)
 George Fox College
 Wes Tilgner (WOSC)
Adolphus Onua (GFC)

 Mike Gilbert (NNC)
 Mark Caine (L&C)
 Wes Tilgner (WOSC)
 Bob Devyldere (WU)

 Mark Caine (L&C)
 Greg Miller (EOSC)
 Western Oregon State

WOMEN'S CHAMPIONS

Elaine Delsman (SOSC)

 Sharon Jensen (WOSC)

 Debbie Settell (SOSC)
 Sharon Jensen (WOSC)
 Elaine Delsman (SOSC)
Sue Woolsey (GFC)

 Kathryn O'Leary (WOSC)
 Shannon Gates (SOSC)
 Lewis and Clark College
 Johana Williams (EOSC)

 Lara Wright (WU)
 Lewis and Clark College
 Kathryn O'Leary (WOSC)

 Shelly Woodside (LIN)
 Karl Larsen (L&C)
 Sharon Wegener (WOSC)
 Brenda Thwaite (WOSC)

 Sharon Jensen (WOSC)
 Sharon Wegener (WOSC)
 Kristin Peterson (WU)
 Lewis and Clark College

Outstanding Athlete:

Wes Tilgner (WOSC)

Sharon Jensen (WOSC)

Team Champion:

Willamette

Western Oregon

Coach Of The Year:

Charles Bowles (WU)

Don Spinas (WOSC)

No.	Name	School	100 Meters		Long Jump			Shot Put			High Jump			400 Meters		Total
			per.	score	per.	score	per.	score	per.	score	per.	score	per.	score		
	ROB BELL	WWU	12.0	605	5.51	18-1	423 1088	9.45	31-0	453 1541	1.68	5-6 1/4	528 2069	56.9	519 2588	17
	JERRY CLARK	WOSC	11.9	624	6.36	20-10 1/2	666 1290	8.95	29-4 1/2	423 1713	1.53	5-1/4	411 2124	55.3	581 2705	14
	BILLY FIELDS	Lbcc	12.6	683	6.43	21-11 1/4	679 1362	8.80	28-10 1/2	414 1776	1.78	5-9 3/4	610 2386	53.5	655 3041	6
	DWIGHT FRENCH	WOSC	11.9	624	5.90	19-4 1/4	565 1189	8.58	28-1 1/4	401 1590	1.88	6-2	696 2286	55.0	593 2879	7
	MIKE GILBERT	NNC	11.5	703	6.26	20-6 1/2	644 1347	10.26	33-8	501 1848	1.68	5-6 1/4	528 2376	50.0	808 3184	4
	JOHN HARRIS	WWU	12.2	567	5.39	17-8 1/4	459 1026	10.82	35-6	535 1561	1.78	5-9 3/4	610 2171	54.5	613 2784	12
	ANDY HOLTE	LANE	11.1	786	5.81	19-3/4	546 1332	10.03	32-11	487 1819	1.78	5-9 3/4	610 2429	51.1	758 3187	3
	LANCE LEHNE	LANE	12.0	605	5.40	17-8 1/2	461 1066	12.06	39-6 3/4	610 1676	1.86	6-1 1/4	679 2365	58.4	464 2829	9
	MIKE LEONESIO	UNA	11.5	703	6.37	20-10 1/2	668 1371	10.50	34-5 1/2	516 1887	1.73	5-8 1/4	569 2456	52.3	706 3162	5
	MIKE LEWELLING	CHEM	11.5	703	6.10	20-4	608 1311	9.40	30-10	450 1761	1.63	5-4 1/4	488 2249	56.0	554 2803	11
	CLINT MCCLELLAN	SOSC	12.2	567	5.08	16-8	398 965	11.99	39-4	606 1571	1.68	5-6 1/4	528 2099	54.9	597 2696	15
	DAVID NICKELL	GF	12.2	567	5.52	18-1 1/4	485 1052	10.50	34-5 1/2	516 1568	1.73	5-8 1/4	569 2137	56.7	527 2664	16
	GREG PHOENIX	SFU	11.7	663	5.84	19-2	552 1215	13.67	44-10 1/4	708 1923	1.88	6-2	696 2619	52.4	701 3320	1
	DARRYL STICKLES	WOSC	11.9	624	5.57	18-3 1/4	496 1120	10.83	35-6 1/2	536 1656	1.68	5-6 1/4	528 2184	Withdrew		
	KEVIN TAYLOR	SOSC	11.7	663	5.78	18-11 1/2	540 1203	9.50	31-2	456 1659	1.78	5-9 3/4	610 2269	58.9	446 2715	13
	DAN THOMAS	WU	11.8	643	5.57	18-1	488 1126	10.29	33-9 1/4	503 1629	1.73	5-8 1/4	569 2198	54.6	609 2807	10
	JESSE WITTE	SFU	11.3	744	6.06	19-10 1/2	600 1344	12.75	41-10	652 1996	1.73	5-8 1/4	569 2565	57.6	736 3301	2
	BRAD COOK	UNA	12.0	605	5.91	19-4 3/4	567 1172	10.05	32-11 3/4	489 1661	1.73	5-8 1/4	569 2230	53.9	638 2868	8

No. 1	Name	School	110m H. H.		Discus			Pole Vault			Javelin			1500 Meters		Total
			per.	score	per.	score	per.	score	per.	score	per.	score				
	ROB BELL	WWU 2588	17.6	540 3128	30.90 101	101	480 8608	3.35	11-0	444 4052	36.04	118-3	385 4437	5:26.1	416 4853	4853 15
	JERRY CLARK	WOSC 2709	21.3	239 2943	33.36	109-5	531 3474	2.89	9-5 1/4	331 3805	47.10	154-6	546 4951	5:22.0	440 4791	4791 16
	BILLY FIELDS	LBCC 3041	17.0	599 3640	28.55	93-8	439 4076	4.42	14-6	737 4813	42.42	139-2	477 5290	5:09.1	548 5833	5833 3
	DWIGHT FRENCH	WOSC 2874	17.2	579 3458	26.44	86-9	395 3873	2.59	8-6	262 4115	38.26	125-6	417 4532	4:51.9	607 5139	5139 14
	MIKE GILBERT	NNC 3184	17.2	579 3763	31.17	102-3	487 4250	4.24	13-11 1/4	691 4941	46.97	154-1	544 5485	4:36.2	705 6190	6190 1
	JOHN HARRIS	WWU 2784	17.0	599 3383	30.85	101-2	481 3964	3.20	10-6	406 4270	43.46	142-7	492 4762	4:41.5	671 5433	5433 6
	ANDY HOLTE	LANE 3187	16.6	641 3829	30.84	101-2	441 4309	nh	-	0 4789	42.66	139-11	477 4786	4:49.9	620 5406	5406 7
	LANCE LEHNE	LANE 2827	17.2	579 3408	40.54	133-0	688 4084	2.59	8-6	262 4346	45.26	148-6	574 4885	5:11.1	497 5362	5362 8
	MIKE LEONESIO	UNA 3162	16.2	684 3946	33-01	108-3	524 4370	2.45	8-1/2	231 4601	46.68	153-2	540 5141	4:58.8	566 5707	5707 5
	MIKE LEWELLING	CHEM 2803	18.5	455 3258	29.78	97-8 1/2	460 3718	3.65	11-11 1/4	522 4240	39.23	128-8	431 4671	5:05.8	528 5199	5199 13
	CLINT MCCLELLAN	SOSC 2676	17.8	520 3216	34.28	112-5	549 3765	nh	-	3765	36.89	121-0	397 4162	4:54.4	592 4754	4754 17
	DAVID NICKELI	GF 2664	17.7	530 3194	35.05	114-11	568 3758	3.50	11-5 1/4	482 4240	52.84	172-2	631 4871	5:16.4	470 5341	5341 9
	GREG PHOENIX	SFU 3320	16.4	662 3782	39.42	116-2	572 4554	nh	-	4554	50.48	165-7	536 5150	4:50.6	616 5766	5766 4
	KEVIN TAYLOR	SOSC 2715	16.8	620 3335	28.29	93-4 1/2	433 3768	4.26	13-11 1/2	691 4489	44.16	144-10	503 4962	5:42.0	343 5305	5305 10
	DAN THOMAS	WU 2807	15.9	717 3524	25.76	84-6 1/2	382 3906	2.89	9-5 1/4	331 4237	39.16	128-6	430 4167	4:54.9	590 5257	5257 11
	JESSE WITTE	SFU 3301	16.6	641 3942	38.26	125-6	629 4571	3.50	11-5 1/4	482 5053	40.62	132-3	451 5504	4:40.6	677 6181	6181 2
	BRAD COOK	UNA 2868	19.0	412 3280	31.95	104-9	563 3783	2.45	8-1/2	231 4014	46.42	152-3	536 4550	4:37.8	694 5244	5244 12

1987 NAIA District 2 Decathlon/Heptathlon
 April 20-21, Southern Oregon State College

Decathlon	100m 110mH	L.J. Dis.	S.P. P.V.	H.J. Jav.	400m 1500m	Total
Mike Gilbert (NNC)	11.4/723	6.00/587/1310 19-8 1/4	10.19/497/1807 33-5 1/4	1.82/644/2451 5-11 1/2	49.2/845/3296	2nd.
	17.0/599/3895	31.04/485/4380 101-10	4.26/691/5071 13-11 3/4	46.79/541/5612 153-6	4:45.8/644/6256	1st.
Shawn Steen (EOSC)	11.8/643	6.32/657/1300 20-9	10.26/501/1801 33-8	2.00/803/2604 6-6 3/4	52.4/701/3305	1st.
	15.7/740/4045	27.84/422/4467 91-4	3.23/413/4880 10-7	39.25/431/5311 128-9	4:40.1/680/5991	2nd.
David Nickell (GF)	11.9/624	6.20/630/1254 20-4 1/4	12.72/650/1904 41-8 3/4	1.79/619/2523 5-10 1/2	55.7/565/3088	6th. place
	17.1/589/3677	35.20/568/4245 115-6	3.65/522/4767 12-0	50.66/598/5365 166-2	4:52.0/607/5972	3rd.
Darryl Stickles (WOSC)	11.7/663	5.22/425/1088 17-1 1/2	11.88/599/1687 38-11 3/4	1.76/593/2280 5-9 1/4	53.3/663/2943	10th.
	15.6/751/3694	31.92/502/4196 104-9	3.85/576/4772 12-7 1/2	45.51/522/5294 149-3	4:47.5/634/5928	4th.
Kurt Hargett (EOSC)	11.8/800	6.28/648/1456 20-7 1/4	10.25/501/1957 33-7 1/2	1.76/593/2550 5-9 1/4	51.5/741/3291	3rd.
	16.6/641/3932	23.82/344/4256 78-1 3/4	3.33/439/4715 10-11	45.53/523/5238 149-4	4:50.3/617/5855	5th.
Scott Healy (Wil)	11.6/683	5.87/559/1242 19-3	8.92/421/1663 29-3 1/4	1.94/749/2412 6-4 1/4	54.6/609/3021	7th.
	18.2/483/3504	28.68/439/3943 94-1	3.75/549/4492 12-3 1/2	48.37/564/5056 158-8	4:47.3/635/5691	6th.
Kevin Taylor (SOSC)	11.8/643	5.53/487/1130 18-1 1/4	10.04/488/1618 32-11 1/2	1.79/619/2237 5-10 1/2	55.9/558/2795	13th.
	15.5/762/3557	29.72/459/4016 97-6	4.56/778/4794 14-11 1/2	41.63/466/5260 136-6	5:28.6/406/5666	7th.
Dwight French (WOSC)	11.7/663	6.19/628/1291 20-3 3/4	9.17/436/1727 30-1	1.88/696/2423 6-2	53.2/667/3090	5th.
	16.5/652/3742	25.26/372/4114 82-10	2.69/284/4398 8-9 3/4	50.08/590/4988 164-4	4:45.5/646/5634	8th.
Bob Cornes (WOSC)	11.5/703	6.28/648/1351 20-7 1/4	9.22/439/1790 30-3	1.88/696/2486 6-2	54.5/613/3099	4th.
	15.4/774/3873	27.08/407/4280 88-10	3.03/364/4644 9-11 3/4	34.14/358/5002 112-0	5:01.7/550/5552	9th.
Dan Thomas (Wil)	11.7/663	5.65/512/1175 18-6 1/2	10.02/487/1662 32-10 1/2	1.73/569/2231 5-8	53.1/671/2902	11th.
	15.9/717/3619	27.58/417/4036 90-6	2.80/309/4345 9-2 1/4	37.72/409/4754 123-9	4:34.0/719/5473	10th.

Brad Melendy (Lin)	11.7/663	5.94/574/1237	8.84/416/1653	1.76/593/2246	52.1/714/2960	9th.
		19-5 3/4	29-0	5-9 1/4		
	16.8/620/3580	27.20/410/3990	2.69/284/4274	37.10/400/4674	4:55.0/589/5263	11th.
		89-3	8-9 3/4	121-9		
Jim Block (EO SC)	11.9/624	5.36/453/1077	11.80/594/1671	1.70/544/2215	56.5/535/2750	15th.
		17-7	38-8 3/4	5-7		
	19.7/354/3104	28.96/444/3548	3.75/549/4097	52.92/632/4729	5:34.4/378/5107	12th.
		95-0	12-3 1/2	173-7		
Dale Huemoeller (NNC)	11.9/624	5.62/506/1130	8.67/406/1536	1.79/619/2155	54.4/617/2772	14th.
		18-5 1/4	28-5 1/2	5-10 1/2		
	17.2/579/3351	26.90/404/3755	2.49/240/3995	40.54/450/4445	5:19.1/455/4900	13th.
		88-3	8-2	133-0		
Tim Rupp (SO SC)	11.3/744	5.57/496/1240	7.99/366/1606	1.73/569/2175	53.3/663/2838	12th.
		18-3 1/4	26-2 3/4	5-8		
	15.4/774/3612	18.58/246/3858	2.69/284/4142	29.16/287/4429	5:26.3/418/4847	14th.
		60-11 1/2	8-9 3/4	95-8		
Clint McClellan (SO SC)	11.9/624	5.64/510/1134	13.11/674/1808	1.70/544/2352	54.2/626/2978	8th.
		18-6	43-1/4	5-7		
	18.9/420/3398	nm/0/3398	3.23/413/3811	34.20/359/4170	4:50.2/617/4787	15th.
			10-7	112-2		
Rod Eakin (GF)	20.6/0	withdrew				

NAIA District 2 meet score after two events (marathon, decathlon):

Northwest Nazarene 20, EO SC 14, SO SC 8, Willamette 8, WO SC 6, Linfield 0, Lewis & Clark 0

GR 6

1987 NAIA District Heptathlon
 April 20-21, Southern Oregon State College

Heptathlon	100HH L.J.	H.J. Jav.	S.P. 800m	200m Total	
Sharon Jensen (WOSC)	15.4/759	1.65/795/1554 5-5	9.56/501/2055 31-4 1/2	26.2/759/2814	1st. place(day 1)
	5.26/631/3445 17-3	28.52/449/3894 93-7	2:25.0/757/4651	(New District Record)	1st. place(10 pts.)
Shannon Gates (SOSC)	17.0/570	1.50/621/1191 4-11	9.53/499/1690 31-3 1/4	27.6/643/2333	2nd. place(day 1)
	4.64/464/2797 15-2 3/4	45.26/768/3565 148-6	2:49.0/474/4039		2nd. place(8 pts.)
Shelly Woodside (Lin)	19.8/299	1.38/491/790 4-6 1/4	9.16/475/1265 30-3/4	26.9/700/1965	7th. place(day 1)
	5.11/589/2554 16-9 1/4	24.98/382/2936 81-11 1/2	2:33.9/645/3608		3rd. place(6 pts.)
Carole Jones (EOSC)	18.5/415	1.44/555/970 4-8 3/4	9.12/472/1442 29-11 1/4	27.7/636/2078	4th. place(day 1)
	4.82/511/2589 15-9 3/4	22.55/336/2925 73-11 3/4	2:34.3/640/3565		4th. place(4 pts.)
Val White (Lin)	16.6/615	1.44/555/1170 4-8 3/4	6.14/280/1450 20-1 3/4	28.3/589/2039	5th. place(day 1)
	4.59/451/2490 15-3/4	23.50/354/2844 77-1 1/4	2:34.6/636/3480		5th. place(2 pts.)
Lenore Wallace (SOSC)	15.5/746	1.32/429/1175 4-4	7.46/365/1540 24-5 3/4	28.0/612/2152	3rd. place(day 1)
	4.10/333/2485 13-5 1/4	21.66/320/2805 71-3/4	2:39.2/582/3387		6th. place(1 pt.)
Stacey Lee (Lin)	18.0/464	1.47/588/1052 4-9 3/4	8.02/401/1453 26-3 3/4	28.4/581/2034	6th. place(day 1)
	4.27/371/2405 14-0	18.61/263/2668 61-3/4	2:38.0/596/3264		7th. place
Dianne Plagge (WOSC)	20.4/251	1.62/759/1010 5-3 3/4	7.91/394/1404 25-11 1/2	31.0/399/1803	8th. place(day 1)
	3.97/301/2104 13-1/4	17.70/246/2350 58-1	2:53.4/429/2779		8th. place

NAIA District 2 meet score after two events (marathon, heptathlon):

SOSC 19, WOSC 10, Linfield 8, George Fox 8, EOSC 4

OREGON SMALL COLLEGE RELAYS

Date: Saturday, March 14, 1987

Site: Willamette University

Women's Shot Put (no teams)

1. McDonald, WU, 37-8½ 2. Tomlinson, WOSC, 33-10¼ 3. Buhler, UP, 31-6 4. Doyle, UP, 31-3½.

Women's High Hurdles

1. Jensen, WOSC, 16.0 2. Wardell, PSU, 17.5 3. Eastland, WOSC, 18.1 4. Ardinger, LCC, 18.3 5. Kerns, LCC, 19.9 6. Henderson, WOSC, 21.4. WOSC team, 55.5

Men's Long Jump

1. Willamette 60-10½ Pooleon, 21-4¼, Connors, 19-10 3/4, Colleran, 19-7½
Others: Clark, WOSC, 20-4½, French, WOSC, 19-11, Doherty, PSU, 18-9¼, Ouellette, LCC, 21-2.

Men's High Hurdles

Willamette 46.8 Lapray, 15.4, Thomas, 15.7, Devyldere, 15.7
George Fox 47.3 Onua, 15.2, Cummins, 15.4, Eakin, 16.7

Others: Uhrich, UP, 16.7, Stickles, WOSC, 15.7, Cornes, WOSC, 15.8, Young, PSU, 16.4, Hodl, LC, 17.3, Grossnicklaus, LC, 17.9, Kelley, LCC, 16.5

Hammer

1. Western Oregon 442-7 Sorensen, 161-9, Moore, 141-10, Lydum, 139-0
2. Linfield 418-5 Kobow, 155-3, Dean, 146-5, Truax, 116-9
3. Willamette 384-10 Collins, 140-4, Sommer, 135-1, Williams, 109-5
Other: Watts, GFC, 148-10

Women's Discus

McDonald, WU, 124-8, Tomlinson, WOSC, 95-5½

Men's Shot Put

1. Western Oregon ~~134-5½~~ ^{134-5½} Sorenson, ~~47-4½~~ ^{47-4½}, Danko, 44-3½, Gorman, 42-9½
2. Willamette 129-9½ Collins, 47-10½, Cooley, 41-5 3/4, Pykkonen, 38-2½
3. Linfield 117-5½ Weaks, 38-9 3/4, Kobow, 39-8½, Truax, 37-11
Others: Majeskey, LCC, 35-½, Snider, LCC, 34-3 3/4, Boyer, PSU, 41-1½, Lydum, PSU, 43-6½, Watts, GFC, 43-½.

Men's 4x1600 Relay

1. U of Portland 18:14.4 Ruona, Cross, Bursell, Muller
2. Western Oregon 18:25.2 Reick, Jordan, Guza, Sele
3. Linfield 18:57.6 Voyles, Weisel, Frost, Tow
4. Lewis & Clark 19:42.0 Crandall, Abbruzzese, Blakemore, Gonzalez

Women's 4x1600 Relay

1. Western Oregon 21:26.6 J. O'Leary, K. O'Leary, Dimick, Loop
2. U of Portland 21:36.7 Thorne, Mullin, Howard, Hillenkamp

Men's 4x100 Relay

1. Willamette 43.2 Willie, Reese, Scarce, Connors
2. Lewis & Clark 43.7 Ouellette, Beery, Kelley, Caine
3. Linfield 44.2 Melendy, Anderson, Fey, Brown
4. George Fox 44.3 Mueller, Cummins, Eakin, Onua
5. Portland St. 44.8 Cropp, Howell, Doherty, Young
6. Western Oregon 45.4 Hargett, Cornes, Biamont, Ussery

Women's 4x100 Relay

1. Western Oregon	50.6	Jensen, Eastland, Wright, Wegener
2. Lewis & Clark	51.2	Ardinger, Bolger, Larsen, Perry
3. Willamette	52.3	Wright, Payne, Brown, Blum

Women's Long Jump

Jensen, WOSC, 17-3/4, Wright, WU, 16-3 3/4, Bolger, LCC, 15-3/4, Dunkan, LCC, 14-3 1/2.

Women's Distance Medley

1. Portland State	12:27.3	Wardell, Siler, McNerney, Myra
2. Willamette	13:00.1	Blum, Boren, Cammack, Peterson
3. Western Oregon	13:30.0	Thwaite, Dimick, Bullis, Dick
4. George Fox	13:44.3	Shields, Springer, Lang, Petersen

Women's Javelin

1. Western Oregon	348-4	Osborn, 120-3, Gee, 113-2, Jensen, 114-11
2. Willamette	309-3	Buckmaster, 137-9, McDonald, 92-11, Lauman, 78-7
3. George Fox	298-0	Fox, 137-3, Springer, 81-4, Woosley, 79-5

Others: Benson, PSU, 143-3, Johnson, LCC, 118-6.

Men's Javelin

1. Linfield	518-11	Weeks, 180-8, Coste, 173-6, Garvey, 164-9
2. Willamette	495-2	Williams, 210-10, Healy, 150-2, Thomas, 134-2
3. George Fox	482-5	Watts, 173-5, Nickel, 166-3, Mueller, 142-9

Others: Newberry, PSU, 185-0, Snider, LCC, 137-10.

Men's Distance Medley

1. Western Oregon	10:33.0	Wood, Sele, Tilgner, Schrock
2. Willamette	10:37.3	Devyldere, Catton, Winn, Landeen
3. Lewis & Clark	10:40.3	Harris, Hartmann, Ritenhouse, Ares
4. Portland State	10:46.3	Kempthorn, Cantwell, Colburn, Howell
5. U of Portland	10:55.6	Holme, Beatty, Suchosky, Yearian
6. Linfield	11:19.0	Fey, Stanton, Carleson, Jacobson

Pole Vault

Willamette	36-6	Gile, 12-6, Rugroden, 12-0, Nebert, 12-0
------------	------	--

Others: Stickles, WOSC, 12-0, Eakin, GFC, 14-0, Nicholls, GFC, 11-0.

Women's Sprint Medley

1. Western Oregon	1:54.4	Henderson, Eastland, Wegener, Wright
2. Willamette	1:56.6	Wright, Payne, Brown, Thomas

Men's Sprint Medley

1. Willamette	1:37.1	King, Officer, Reese, Willie
2. Linfield	1:38.4	Grossnicklaus, Ewing, Brown, Melendy
3. U of Portland	1:39.3	Uhrich, Beatty, Cooney, Fasulo
4. Western Oregon	1:41.1	Clark, Jacobs, Coblens, Watkins

Men's Discus

1. Willamette	410-11 1/2	Sommer, 141-8, Pykkonen, 131-6, Cooley, 128-9 1/2
2. Western Oregon	394-11	Sorenson, 147-10, Danko, 126-4 1/2, Lydum, 120-8 1/2
3. Linfield	349-6 1/2	Weeks, 124-8 1/2, Prestianni, 112-9, Truax, 112-1

Others: Kessi, UP, 121-7, Boyer, PSU, 140-10, Watts, GFC, 142-5 1/2, Nicholes, GFC, 115-2.

Women's 4x800 Relay

1. Western Oregon 9:58.6 Loop, Thwaite, J. O'Leary, K. O'Leary
 2. U of Portland 10:06.1 Howard, Rigutto, Thorne, Mullin

Men's High Jump

1. U of Portland 19-1 Howe, 6-7, McDowell, 6-4, Navonti, 6-2
 2. Linfield 17-3 Melandy, 6-0, Hansen, 5-9, Tinnell, 5-6
 Others: French, WOSC, 6-0, Cornes, WOSC, 5-9, Doherty, PSU, 6-0, Kliewer, WU, 6-0, Connors, WU, 5-9.

Women's High Jump

U of Portland 14-8 Doyle, 5-4, Buhler, 4-10, Whittig, 4-6
 Others: Plaugge, WOSC, 4-10, Bolger, LCC, 5-2, Duncan, LCC, 4-3, Woolsey, GFC, 4-8,

Men's 4x800 Relay

1. Western Oregon 7:51.8 Wood, Esse, McNealy, Tilgner
 2. U of Portland 7:54.0 Thompson, Holmes, Muller, Miller
 3. Lewis & Clark 8:20.4 Crandall, Ares, Hartmann, Ritenhouse
 4. Linfield 8:32.0 Voyles, Stanton, Tow, Frost

Men's 4x200 Relay

1. Willamette 1:34.1 Thomas, Colleran, Lapray, Mespelt
 2. Linfield 1:39.9 Brown, Fey, Ewing, Hodl

Women's 5000

1. Mortenson, LC, 19:51.1 2. Lang, GFC, 20:34.2 3. Bristow, LC, 20:54.2.

Men's 5000

1. Cross, UP, 15:05.3 2. Nault, UP, 15:52.8 3. Kamadoli, WU, 15:59.9 4. Kelly, WU, 16:00.2 5. Patershall, PSU, 16:22.8 6. Carleson, LC, 17:02.4 7. Graham, GFC, 17:25.1.

Women's Mile Relay

1. Lewis & Clark 4:02.4 Lama, Finaly, Larsen, Perry
 2. Western Oregon 4:03.7 Jensen, Thwaite, Wegener, Wright
 3. Willamette 4:14.6 Brown, Boren, Cammack, Blum
4. George Fox 4:20.0 Woolsey, Haworth, Shields, Springer
 5. Portland State 4:21.6 Wardell, Myra, Austin, Siler

Men's Mile Relay

1. Willamette 3:24.9 Mespelt, Connors, Pooleon, Scarce
2. George Fox 3:29.1 Mueller, Eakin, Cummins, Swigart
 3. Western Oregon 3:29.1 Biamont, Sele, Esse, McNeely
 4. Linfield 3:30.0 Melandy, Anderson, Fey, Grossnicklaus
 5. Lewis & Clark 3:36.1 Caine, Rittenhouse, Gonzales, Ares
 6. U of Portland 3:36.7 Fasulo, Cooney, Urich, Beatty