

1980

1980 Statistics

George Fox University Archives

Follow this and additional works at: https://digitalcommons.georgefox.edu/athletics_mentrack

Recommended Citation

George Fox University Archives, "1980 Statistics" (1980). *Men's Track and Field*. 70.
https://digitalcommons.georgefox.edu/athletics_mentrack/70

This Statistics is brought to you for free and open access by the George Fox University Athletics at Digital Commons @ George Fox University. It has been accepted for inclusion in Men's Track and Field by an authorized administrator of Digital Commons @ George Fox University. For more information, please contact arolfe@georgefox.edu.

LINFIELD ICEBREAKER 1980

For 30-4

MEN'S JAVELIN (4 throws)

Flight I

1. Kelly Reynolds
2. John Elder
3. ~~David Shepard~~
4. Todd Lovell
5. Bob Casteel

George Fox 191-7
OCE 166-8 1/2
Willamette
Lewis & Clark 222-8
Linfield 218-7

Flight II

1. Tom Pratt
2. ~~Walter Barry~~
3. John Davenport
4. Joe Uyehara
5. Greg Harris

Linfield 171-11 3/4
OCE
Willamette 157-10
Lewis & Clark 181-6 3/4
Pacific 174-11 3/4

Flight III

1. Tony Carson
2. Scott Wegner
3. John Ernst
4. Tom King
5. Bren Thomas

George Fox 183-2
Linfield 180-10
Linfield
OCE 169-7 3/4
OCE

Flight IV

1. Larry Holbrook
2. Randy Hayes
3. Daren Harmon
4. Brian Peters
5. Curt Goetsch

George Fox 199-9
Linfield 183-8
OCE
OCE
Linfield

LINFIELD ICEBREAKER 1980

MEN'S SHOT PUT

(4 throws)

Flight I

1. Charlie Keeran	39-9	George Fox
2. Kelly Reynolds		George Fox
3. Roland Johnson	40-8	OCE
4. Kerry Green	48-1	OCE
5. Brian Bean	49-6 1/2	Willamette
6. Ben Bachman		Willamette
7. Lew Goodwin	44-6	Pacific
8. Chris Friday	44-9 1/2	Lewis & Clark

Flight II

1. Steve Curtin	George Fox	39-7 1/2
2. Walter Moller	George Fox	
3. Ben Gaspard	OCE	
4. Greg Harris	Pacific	43-3
5. Ben Delapinski	Lewis & Clark	
6. Mike Dotson	Linfield	43-1/2
7. Greg Coster	Linfield	36-7 1/2
REYNOLDS	GEORGE FOX	35-10 1/2

LINFIELD ICEBREAKER 1980

'EN" : DISCUS (4 throws)

Flight I

- | | |
|-------------------------------|------------------------|
| 1. Tom Buchanan | Willamette |
| 2. Martin J aqua | Linfield 144-10½ |
| 3. John Gray | Willamette |
| 4. Kerry Green | OCE 147-7½ |
| 5. Joe Uyehara | Lewis and Clark 124-8½ |
| 6. Chris Friday | Lewis and Clark 121-9½ |
| 7. Lew Goodwin | Pacific 128-4½ |
| 8. Rowland Johnson | OCE |

Flight II

- | | |
|----------------------------|-------------------|
| 1. Greg Caster | Linfield |
| 2. Greg Harris | Pacific |
| 3. Steve Curtis | George Fox 125-2½ |
| 4. Roger Miller | George Fox 107-11 |
| 5. Dan Smith | OCE |
| 6. Daren Harmon | OCE |
| 7. Tim Beckley | OCE |
| 8. Charlie Keeran | George Fox 150-2½ |

LINFIELD ICEBREAKER 1980

POLE VAULT

1. Bruce Oberst George Fox 13-0

2. ~~Dan Jellwin~~ OCE

3. Greg Hansen Willamette 13-6

4. ~~Ken Kennedy~~ Pacific

5. Bruce Heydel George Fox 12-6

6. Kevin Leader OCE 14-0

7. ~~Nasty Johnson~~ OCE

8. ~~Don Casey~~ Linfield

LINFIELD ICEBREAKER 1980

HAMMER (4 throws)

Flight I

1. Dave Dobrinski	Lewis & Clark 144-7
2. Mike Dotson	Linfield 135-4 $\frac{3}{4}$
3. Steve Curtis	George Fox 142-10
4. Ron Chappel	OCE
5. Greg Harris	Pacific 133-11 $\frac{1}{2}$
6. Greg Carter	Linfield 101-10 $\frac{1}{2}$
7. Roger Miller	George Fox 84-7 $\frac{1}{2}$

Flight II

1. Nolan Smith	George Fox 116-2
2. Dennis Earnshaw	Lewis & Clark 134-2
3. Tim French	Lewis & Clark 116
4. J.C. Luoto	Linfield 134-8
5. Martin Jaqua	Linfield 128-6

LINFIELD ICEBREAKER 1980

MEN'S HIGH JUMP

1.	Bob Quiring	George Fox 6-6½
2.	Jeff Gienger	Linfield
3.	Dan Baldwin	OCE 6-2½
4.	Scott Wallace	Willamette 6-6½
5.	Jon Acord	Pacific
6.	Dave Pullin	Lewis and Clark 6-6½
7.	Jim Livermore	Linfield 6-2½
8.	Bruce Oberst	George Fox no ht @ 5-10
9.	Mike Evergin	Linfield 6-½
10.	Hubert Phillips	OCE
11.	David Kniffin	Willamette
12.	Chas Murray	Pacific
13.	Preston Martin	Linfield 5-10½
14.	Daron Harnaon	OCE
15.	John Davenport	Willamette 6-2½

LINFIELD ICEBREAKER 1980

STEEPLECHASE

Lane

1. Tim Rutledge	Willamette	9:23.50
2. Mark ^{Back} Roberts	Lewis and Clark	10:04.20
3. Wendell Otto	George Fox	9:23.48
<hr/>		
4. Rick La Greide	Willamette	9:10.15
5. Randy Coxen	OCE	10:57.97
6. Mark Holmlund	Willamette	10:10.38

5
6/30

LINFIELD ICEBREAKER 1980

TEN '1' 440 Yd. Relay

Lane

2. George Fox

Tim Sherman
Tom Van Winkle
Monte Anders
Mark Reynolds

43.66

3. Linfield

David Freundshuh
Randy Drake
John Adkins
Robert Hall

43.66

4. Pacific A.

Dan Grubb
Ben Inman
Lonnie Winbush
Kerry Cameron

43.26

5. OCE

Bret Brouse
Tony Coulter
Scott Hall
David Hahn

6. Willamette

Matt Seils
Mark Derneddie
Doug Custerhout
Eric Brown

42.65

7. Pacific B.

Calvin Myles
Lance Giles
Mike Elliott
Mike McCartney

45.62

LINFIELD ICEBREAKER 1980

MEN'S 1500 Meters

1. Scott Selley	George Fox 4:10.61
2. John Cole	George Fox 4:10.61
3. Keith Pearson	George Fox 4:04.72
4. Tim Roehholz	George Fox 4:01.04
5. Pick Loonis	OCE
6. Tim O'Valley	OCE
7. Scott Jacob	OCE
8. Ross Roberts	Willamette 4:11
9. Chuck Hildreth	Pacific 4:16.5
10. Mark Cleary	Pacific 4:07.58
11. Tom Nist	Lewis and Clark 3:59.84
12. Charley Hart	Lewis and Clark 4:26
13. John Kraus	Linfield 3:59.25
14. Scott Maryott	Linfield 4:17.5

Lane

1. Linfield
2. Willamette
3. OCE
4. George Fox
5. Lewis and Clark
6. Pacific

Line up behind or outside

LINFIELD ICEBREAKER 1980

400 Meters (Men)

HEAT I

Lane

1	Karry Cameron	Pacific 51.40
2	Pat Grady	Pacific
3	Mark Brown	Linfield 51.31
4	Seth Hodges	Linfield 52.6
5	Tom Van Winkle	George Fox 50.72
6	Andre Hajal	Willamette
7	Greg Wyman	Lewis and Clark 50.6

HEAT II

Lane

1	Gary Howe	Linfield
2	Dave Pullin	Lewis and Clark
3	Jeff Miller	Lewis and Clark 53.50
4	Mark Dean	OCE
5	Randy Drake	Linfield
6	Bill Sherrod	Willamette 53.70
7	Ben Inman	Pacific 50.42
8	Tom Pourmehr	Linfield 56.70

LINFIELD ICEBREAKER 1980

MEN'S 100 Meters

HEAT I

Lane

1	Scott Hall	OCE	
2	Matt Seils	Will.	10.91
3	Tony Carson	GF	11.80
4	Robert Hall	Lin.	11.57
5	Mark Reynolds	GF	11.37
6	Jim Farrell	Will.	11.79
7	Lonnie Winbush	Pac.	11.22
8	Tom Pourmehar	Lin.	13.00

HEAT II

Lane

1	Tim Robertson	L/C	
2	Randy Drake	Lin.	11.74
3	Eric Brown	Will.	11.17
4	David Freundshuh	Lin.	11.47
5	Tim Sherman	GF	11.15
6	Bill Hansen	Will.	11.31
7	Bret Snyder MORRAN	OCE	11.73
8	Tony Coulter	OCE	

HEAT III

Lane

1	Dan Daly	Lin.	12.2
2	Rob Cloud	GF	11.84
3	Daren Harmon	OCE	NT
4	Mark Dernedde	Will.	11.37
5	David Hahn	OCE	12.20
6	Eric Shirley	L/C	NT
7	Gregg Hansen	Will.	NT

misjudged finish

LINFIELD ICEBREAKER 1980

MEN'S 800 Meters

HEAT I

Lane

1	Darrell Cooper	OCE 2:03.10
2	Monte Anders	GF 1:56.48
3	Mark Brown	LIN. 1:56.86
4	Parker Russell	LC
5	Vance Brown	PAC 2:01.19
6	Tom Nist	LC 1:57.72
7	Craig Dingman	WILL. 1:57.82
8	John Cole	GF 1:59.64

HEAT II

Lane

1 A	Tim O'Malley	1:57.62
1 B	Chuck Dieter	
2	Kevin Brophy	2:03.23
3	Tim Olds	
4	John Kraus	1:56.17
5	Dan Silva	2:02.16
6	Greg Calhoun	2:01.5
7	Scott Mayhew	
8	Jon Hensley	1:59.09
	NO NAME	LC 2:06.7

LINFIELD ICEBREAKER 1980

VEN'S Long Jump (4 jumps)

Flight I

- | | |
|------------------------------|------------------------------------|
| 1. Dave DeLap | Linfield 20-7 $\frac{3}{4}$ |
| 2. Mark Walker | OSU |
| 3. Leslie Winbush | Pacific |
| 4. Tim Robertson | Lewis and Clark 20-3 $\frac{3}{4}$ |
| 5. Robert Hall | Linfield |

Flight II

- | | |
|---------------------------|-------------------------------|
| 1. Lynn Reed | Linfield |
| 2. Tim Beckley | OSU |
| 3. Joe Ellings | Linfield 20-2 $\frac{1}{4}$ |
| 4. Johnathan Shaw | Linfield 20-10 $\frac{1}{2}$ |
| 5. Bob Quiring | George Fox 21-4 $\frac{1}{4}$ |
| 6. Mike Minturn | Linfield 19-11 |

Flight III

- | | |
|---------------------------|-------------------------------|
| 1. Lynn Reed | Linfield 20-10 $\frac{3}{4}$ |
| 2. Gary Ordway | Lewis and Clark — |
| 3. Mieba Okora | OSU |
| 4. Rob Cloud | George Fox 20-3 $\frac{1}{2}$ |
| 5. Mike Evergin | Linfield 20-1 |

Flight IV

- | | |
|----------------------------|-----------------------------|
| 1. Tom Pierce | Linfield 20-2 |
| 2. Ronnie Bates | Pacific |
| 3. Greg Hansen | Willamette 22-4 |
| 4. David Hann | OSU |
| 5. Tony Carson | George Fox 20-2 |
| 6. Curtis Goetsch | Linfield 20-5 $\frac{1}{4}$ |
| Bob Hall | Linfield 19-1 |

LINFIELD ICEBREAKER 1980

110 Meter High Hurdles

Heat I

Lane

2	Bob Quiring	George Fox 16.78
3.	Greg Calhoun	Lewis and Clark 15.56
4.	Mark Deen	OCE 19.59
5	Duane Swafford	George Fox 15.42
6	John Davenport	Willamette 16.62
7	Mark Massey	Pacific

Heat II

Lane

2	Bruce Oberst	George Fox
3	Kent Haldersen	Willamette
4	Kent Dorsey	Linfield
5	Rick Fergesen	Lewis and Clark 15.0
6	Rick Frisk	George Fox 15.42
	COOPER	OCE 17.31

LINFIELD ICEBREAKER 1980

Men' 400 Meter I.H.

HEAT I

Lane

2	Doug Ousterhout	Will. 54.70
3	Paul Ballinger	Will.
4	Duane Swafford	GF 55.46
5	Tom McKinlay	LIN. 56.45
6	Darrell Cooper	OCE
7	Mark Reynolds	GF 58.80

HEAT II

Lane

2	Dan Grubb	PAC 58.70
3	Sam Kriba	Will. 60.93
4	John Elder	OCE 60.61
5	Mark Dean	OCE 65.83
6	Rick Frisk	GF 55.08
7	Randy Hayes	LIN. 62.61

LINFIELD ICEBREAKER 1980

MEN'S 200 meters

HEAT I

Lane

23.50	1	Jeff Miller	LC
22.50	2	Tony Coulter	OCE
22.51	3	Matt Seils	WILL.
22.90	4	Rob Cloud	GP
23.15	5	Randy Drake	LIN.
23.11	6	Gregg Wynan	LC
	7	Mike Elliott	PAC

HEAT II

Lane

1	Rock Fergesen	23.15	LC
2	Tim Sherman	22.55	GP
3	David Freundshuh	23.0	LIN.
4	Bill Hansen	22.91	WILL.
5	Marcus Moran		OCE
6	Mike McCartney	24.94	PAC
7	Dan Daly	25.1	LIN.

HEAT III

Lane

1	Scott Hall		OCE
2	Jamie Jones		PAC 24.92
3	Eric Shirley		LC
4	Robert Hall ADKINS		LIN 24.60
5	Mark Dernedde		WILL.
6	Bret Brouse		OCE
7	Tom Pourmehr		LIN.

? Oberst

23.2 guess

INFIELD ICEBREAKER 1980

5000 Meters (men)

LANE

1	Vincent	LC	(Stu)	
2	Shorack	OCE	(John)	16:45.40
3	Andersen	LIN.	(Mark)	15:03.40
4	Fleming	WILL.	(David)	
5	Rochholz	GF	(Tim)	15:23.62

Line up behind your school/or fill to the outside:

Pearson	GF	(Keith)	16:18.76
Stuart	GF	(Steve)	14:50.26
Huggins	OCE	(Brian)	16:38.80
Sullivan	OCE	(Tim)	17:05.17
French	OCE	(Dirk)	15:05.56
Garvin	WILL.	(Roger)	
Stamp	LC	(Joel)	
Colman	LC	(Tony)	
Mullican	LC	(Tim)	16:56.0

LINFIELD ICEBREAKER 1980

TRIPLE JUMP

(4 jumps)

Flight I

- | | |
|------------------------------------|---------------------|
| 1. Dave Wilkerson | George Fox 41-10 |
| 2. Tim Beasley | OCE |
| 3. Mike Evergin | Linfield 41-5 |
| 4. Mike Minturn | Linfield |
| 5. Lynn Reed Mike Lorig | Linfield UNAT. 45-3 |

Flight II

- | | |
|---------------------------------------|----------------|
| 1. Dave DeLap | Linfield 45-3 |
| 2. Mark Walker | OCE 40-11 |
| 3. Randy Jones Mike Yeomen | UNAT. 45-6 1/4 |
| 4. Johnathan Shaw | Linfield 44-5 |
| 5. Nolen Smith | George Fox — |

LINFIELD ICEBREAKER 1980

MILE RELAY (Men)

HEAT I

HEAT II

Lane-

Lane

3:23.40²

PACIFIC

Tom Williams
Karry Cameron
Dan Grubb
Ben Inman

3:41.04³

OCE

Bret Brouse
Marcus Moran
Tom Ray
Tom O''alley

3:23.59⁴

G/F

Mark Reynolds
Tom Van Winkle
Bruce Oberst
Monte Anders

3:30.49⁵

Linfield

John Kraus
Tom McKinlay
David Freundshuh
Mark Brown

3:23.30⁶

WILL.

Matt Seils
Greg Hansen
Eric Brown
Doug Ousterhout

2

LINFIELD

Johnathan Shaw
Dave DeLap
Curtis Goetsch
Joe Ellings

3:44.17

3

WILL.

Mark Darnedd
Bill Sherrod
Craig Dingman
Andre Hajnal

4

PACIFIC (B)

Calvin Myles
Lon nie Winbush
Lance Giles
Pat Grady

3:36.03

5

G/F

Wendell Otto
Rob Cloud
Duane Swafford
Rick Frisk

3:31.65

6

PACIFIC(C)

Vance Brown
Chuck Hildreth
Mark Cleary
Dan Silva

Ore Coll Relays

BRVIN TRACK 1979-80

1. Anders, Monte 440 r? Dist. Med (440) Mib v (440)
2. Bright, Jim —
3. Carson, Tony Jaw (LJ)
4. Calley, Scott 4 mir (mile)
5. Cloud, Rob LJ - 880 r (220)
6. Cole, John 4 mir (mile)
7. Curtis, Steve Hammer - Shot - Discus
- ✓ 8. Frisk, Rick Spr midley (440) Mib v (440)
- ✓ 9. Heydel, Brent - PV - (HJ)
10. Holbrook, Larry Jaw relay
11. Keeran, Charlie Shot - Discus
12. Miller, Roger Discus - Hammer
- 13. Oberst, Bruce - PV Mib v (HJ)
- ✓ 14. Olds, Tim Dist Med (440)
15. Otto, Wendell - ~~Dist. Med (mile)~~ 2 mir (880)
16. Pearson, Keith - 4 mir (mile)
17. Quiring, Bob - HJ, LJ
18. Reynolds, Kelly Jaw. (Shot)
19. Reynolds, Mark 440 r (110)
- ✓ 20. Rochholz, Tim 4 mir v, 14000
- ✓ 21. Sherman, Tim 440 r Spr med (110) 880 r (220)
22. Smith, Nolan - Hammer
- 23. Stuart, Steve Dist. Med. (1320) - 2 mir v (880)
24. Swafford, Duane 880 v (220)
- 25. VanWinkle, Tom - 440 r (110) Mib v (440)
26. Wilding, Scott —
- ✓ 27. Wilkinson, Dave - Spr Med (110)
28. Winter, Jack —



GEORGE FOX COLLEGE/WILLAMETTE DUAL MEET
Newberg, Oregon
March 15, 1980



- 12:30 HAMMER THROW - Meet Record - Leahy, WU 154-7 1979
WU - Bean, Backman, Craig; GFC - Curtis, Smith, Miller
- 12:45 TRACK DEDICATION
- 1:00 LONG JUMP - Meet Record - Koroma, GFC 23-0 1978
WU - Hansen, Brown, Sherrod; GFC - Quiring, Cloud, Carson
HIGH JUMP - Meet Record - Wallace, WU 6-6 1979 ~~480~~
WU - Wallace, Davenport, Gabriel; GFC - Quiring, Swafford
JAVELIN - Meet Record - Wheeler, WU 207-10 1977
WU - Davenport, Skoglund, Gabriel; GFC - Holbrook, Reynolds, Carson
SHOTPUT - Meet Record - Bean, WU 50-7 1979
WU - Bean, Backman, Craig; GFC - Keeran, Curtis, Reynolds
POLE VAULT - Meet Record - Hansen, WU 13-6 1979
WU - Hansen, Gabriel, Solomon; GFC - Oberst, Heydel
- Follow LJ TRIPLE JUMP - Meet Record - Varnon, GFC 45-3½ 1978
WU - Brown, Sherrod; GFC - Wilkinson, Smith, Carson
- Follow Jav DISCUS - Meet Record - Lander, WU 148-5 1979
WU - Bean, Backman, Craig; GFC - Keeran, Curtis, Miller
- 2:00 400m RELAY - Meet Record - GFC *41.8
WU - Seils, Hansen, Ousterhout, Brown
GFC - Sherman, Van Winkle, Anders, Reynolds
- 2:05 3,000m SC - Meet Record - Blikstad, GFC 8:49.8 1979
WU - Tim Rutledge; GFC - Tim Rochholz
- 2:20 1500m - Meet Record - ~~Blikstad~~ ^{Stuart} 3:54.6 1980
WU - Holmlund, Roberts; GFC - Stuart, Pearson
- 2:30 110m HIGH HURDLES - Meet Record - Reynolds, GFC 14.7 1979
WU - Davenport, Gabriel, Haldorson; GFC - Swafford, Frisk
- 2:40 400m DASH - Meet Record - Ousterhout, WU 48.1 1979
WU - Seils; GFC - Anders, Van Winkle
- 2:50 100m DASH - Meet Record - Griffin, GFC 10.4 1979
WU - Houser, Farrell, Dervedde; GFC - Reynolds, Sherman, Cloud
- 3:00 800m RUN - Meet Record - Otto, GFC 1:54.5 1979
WU - Dingman, Hajnal; GFC - Stuart, Olds, Cole
- 3:10 400m IH - Meet Record - Brown, WU 54.3 1979
WU - Brown, Kribs; GFC - Frisk, Swafford
- 3:20 200m DASH - Meet Record - Griffin, GFC 21.2 1979
WU - Houser, Dervedde; GFC - Sherman, Reynolds, Cloud
- 3:30 5,000m RUN - Meet Record - Blikstad, GFC 14:48.9 1977
WU - Fleming, Cantrell, LaGreide; GFC - Bright, Winter
- 3:50 1600m RELAY - Meet Record - WU *3:20.1 1979
WU - Hansen, Dingman, Brown, Ousterhout
GFC - Frisk, Olds, Van Winkle, Anders

OVER

GEORGE FOX COLLEGE/WILLAMETTE DUAL MEET
Newberg, Oregon
March 15, 1980

EVENT	PLACE-NAME	SCHOOL	TIME-DISTANCE	POINTS	WU	GFC
HAMMER THROW	1st-Steve Curtie	GFC	139'5"	5		
	2nd-Rob Craig	WU	118'11"	3		
	3rd-Nolan Smith	GFC	117'11"	1	3/3	6/6
JAVELIN	1st-Tony Carson	GFC	188'2"	5		
	2nd-Kelly Reynolds	GFC	186'5"	3		
	3rd-John Davenport	WU	178'7"	1	1/4	8/14
LONG JUMP	1st-Greg Hansen	WU	20'9"	5		
	2nd-Rob Cloud	GFC	20'6"	3		
	3rd-Eric Brown	WU	19'10"	1	6/10	3/17
1500	1st-Steve Stuart	GFC	3:54.6	5		
	2nd-Tim Rutledge	WU	4:03.3	3		
	3rd-Keith Pearson	GFC	4:04.9	1	3/13	6/23
400m RELAY	1st-Houser, Hansen					
	Seils, Brown	WU	43.9	5		
	2nd-Sherman, VanWinkle					
	Anders, Reynolds	GFC	44.1	0	5/18	0/23
SHOT	1st-Brian Bean	WU	48'6½"	5		
	2nd-Dan Backman	WU	46'4"	3		
	3rd-Charlie Keeran	GFC	40'7"	1	8/26	1/24
110 HH	1st-Duane Swafford	GFC	15.0	5		
	2nd-Rick Frisk	GFC	15.1	3		
	3rd-John Davenport	WU	16.5	1	1/27	8/32
400	1st-Monte Anders	GFC	50.4	5		
	2nd-Tom VanWinkle	GFC	51.5	3		
	3rd-Mark Darnedde	WU	52.1	1	1/28	8/40

GEORGE FOX COLLEGE/WILLAMETTE DUAL MEET
Newberg, Oregon
March 15, 1980

EVENT	PLACE-NAME	SCHOOL	TIME-DISTANCE	POINTS	WU	GFC
100	1st-Matt Seale	WU	11.1	5		
	2nd-Tim Sherman	GFC	11.2	3		
	3rd-Mark Reynolds	GFC	11.2	1	5/33	4/44
800	1st-Steve Stuart	GFC	1:56.5	5		
	2nd-John Cole	GFC	1:57.6	3		
	3rd-Tim Olds	GFC	1:58.4	1	0/33	9/53
HIGH JUMP	1st-Scott Wallace	WU	6'6"	5		
	2nd-Jon Gabriel	WU	6'2"	3		
	3rd-Duanne Swafford	GFC	5'10"	1	8/41	1/54
TRIPLE JUMP	1st-Dave Wilkinson	GFC	42'	5		
	2nd-Eric Brown	WU	41'7"	3		
	3rd-Tony Carson	GFC	39'8"	1	3/44	6/60
200	1st-Tim Sherman	GFC	22.8	5		
	2nd-Bill Houser	WU	22.85	3		
	3rd-Mark Reynolds	GFC	22.85	1	3/47	6/66
400m IR	1st-Rick Frisk	GFC	55.0	5		
	2nd-Eric Brown	WU	55.2	3		
	3rd-Duane Swafford	GFC	57.8	1	3/50	6/72
DISCUS	1st-Charlie Keeran	GFC	144'11"	5		
	2nd-Rob Craig	WU	128'1"	3		
	3rd-Don Backman	WU	126'1"	1	4/54	5/77
1600m RELAY	1st-Hansen, Dingman Brown, Ousterhout	WU	3:24.2	5		
	2nd-Frisk, Olds VanWinkle, Anders	GFC	3:24.4	0	5/59	0/77
5000	1st-Rick LaGreide	WU	14:55.5	5		
	2nd-Tim Roehholz	GFC	15:16.0	3		
	3rd-Jim Bright	GFC	15:57.1	1	5/64	1/78

Event	First	Effort	Second	Effort	Third	Effort	WU	GF
Hammer	Curtis G.F.	1:59'5"	Craig Wil.	1:18'11"	Smith G.F.	1:17'11"	3/3	6/6
Javelin	Carson G.F.	188'8"	Reynolds G.F.	186'5"	Davenport Wil.	178'7"	1/4	8/14
Long Jump	Hansen Wil.	50'9"	Cloud G.F.	50'6"	Brown Wil.	19'10"	6/10	3/17
400m. Relay	Willamette	43.9	George Fox	44.1			5/15	0/17
Shot Put	Bean Wil.	48'10"	Backman Wil.	46'4"	Keeran G.F.	40'7"	8/23	1/18
1500 m.	Stuart G.F.	3:54.4	Rutledge Wil.	4:03.2	Parson G.F.	4:04.9	3/26	6/24
110 H/H	Swofford G.F.	15.0	Frisk G.F.	15.1	Davenport Wil.	16.5	1/22	8/32
400 m.	Anders G.F.	50.4	Vanwinkle G.F.	51.5	Dernede Wil.	52.3	1/28	8/40
100 m.	Seils Wil.	11.1	Sherman G.F.	11.2	Reynolds G.F.	11.2	5/33	4/44
800 m.	Stuart G.F.	1:56.4	Cole G.F.	1:57.6	Olds G.F.	1:58.4	0/33	9/53
High Jump	Wallace Wil.	6'6"	Gabriel Wil.	6'2"	Swofford G.F.	5'10"	8/44	1/54
Triple Jump	Wilkinson G.F.	42'	Brown Wil.	41'7"	Carson G.F.	39'8"	3/44	6/60
300 m	Sherman G.F.	22.8	Houser Wil.	22.85	Reynolds G.F.	22.85	3/47	6/66
400 m. H	Frisk G.F.	55.0	Brown Wil.	55.2	Swofford G.F.	57.8	3/40	6/72
Discus	Keeran G.F.	144'11"	Backman Wil.	126'11"	Craig Wil.	128'11"	4/54	5/77
5000 M	LaGriddle Wil.	14:55.5	Rockholz G.F.	15:06.0	Bright G.F.	15:57.1	5/59	4/81
1600 M Relay	Willamette	3:24.2	George Fox	3:24.4			5/64	0/81

*

10/17

7/15

10/15

Willamette vs George Fox (women) march 15, 1980 Newberg

Event	First	Effort	Second	Effort	Third	Effort	WU	GF
440 Relay	<u>George Fox</u>	50.8	Willamette	58.8			0/6	5/5
Shot Put	Davis Wil.	36'9"	Hampton G.F.	28'10"	Maxwell G.F.	28'7"	5/5	4/9
High Jump	Wickman Wil.	5'	Widmer Wil.	4'10"	McIntyre Wil.	4'10"	9/14	0/9
Javelin	Davis Wil.	114'5"	Church Wil.	101'5"	Hawkins G.F.	78'4"	8/22	1/10
1500 m.	Colburn Wil.	41:57.1	McDougal G.F.	44:59.3			5/27	3/13
1000 m.	Maxwell G.F.	16.0	Burns G.F.	17.2	Wickman Wil.	18.3	1/28	2/1
400 m.	<u>Dennis G.F.</u>	61.2	Randolph Wil.	63.9	House G.F.	64.7	3/31	6/27
Miscus	Davis Wil.	117'3"	Church Wil.	111'5"	Hampton G.F.	93'11"	3/39	1/28
100 m.	<u>Davis G.F.</u>	13.0	Stewart Wil.	13.5	Williams G.F.	13.55	3/42	6/34
200 m.	McDougal G.F.	2:22.2	Nash Wil.	2:22.4	McIntyre Wil.	2:36.2	4/46	5/29
Long Jump	Williams G.F.	16'3"	Maxwell G.F.	15'6"	McIntyre Wil.	15'6"	2/42	7/46
200 m.	<u>Dennis G.F.</u>	25.7	<u>Davis G.F.</u>	27.2	Stewart Wil.	27.9	1/40	8/34
400 m. TH	Maxwell G.F.	1:10.5	Wickman Wil.	1:16.6			3/52	5/59
3000 M	Colburn EE WU.	11:20.6	Jensen Wil.	11:29.5				
1600 M Relay	<u>George Fox</u>	4:12.7	Willamette	4:20.5				
	9/15							

GEORGE FOX COLLEGE/UNIVERSITY OF PUGET SOUND DUAL MEET
Newberg, Oregon
March 29, 1980

EVENT	PLACE-NAME	SCHOOL	TIME-DISTANCE	POINTS	UPS	GFC
HAMMER THROW	1st-Steve Curtis	GFC	144' 5"	5		
	2nd-Nolan Smith	GFC	126'	3		
	3rd-Rick Canfield	UPS	124' 10"	1	1/1	8/8
	Roger Miller	GFC	97-8			
POLE VAULT	1st-Brent Heydel	GFC	12'	5	0/1	5/13
	Dave Wilkerson		WT @ 10-6			
JAVELIN	1st-Larry Holbrook	GFC	190' 10"	5		
	2nd-Kelly Reynolds	GFC	186' 3"	3		
	3rd-Tony Carson	GFC	175' 11"	1	0/1	9/22
LONG JUMP	1st-Rob Cloud	GFC	20' 5 3/4"	5		
	2nd-Mike Gartrell	UPS	19' 9 3/4"	3		
	3rd-Tony Carson	GFC	19' 5"	1	3/4	6/28
HIGH JUMP	1st-Mark Gartrell	UPS	5' 8 1/4"	5		
	2nd-Brent Heydel	GFC	5' 6 1/4"	3	5/9	3/31
400m RELAY	1st-Reynolds, Frisk					
	Anders, Sherman	GFC	43.0	5		
	2nd-Zimmerman, Walden					
	Luebke, Jackson	UPS	45.8	0	0/9	5/36
SHOT	1st-Jeff Green	UPS	46' 6"	5		
	2nd-Brian Threlkeld	UPS	41' 5 1/2"	3		
	3rd-Charlie Keeran	GFC	41' 5"	1	8/17	1/37
	Kelly Reynolds	GFC	38-5			
	Steve Curtis	GFC	35-11 1/2			
300m FEEPLECHASE	1st-Tim Rockholz	GFC	9:54	5		
	2nd-Tom Nolan	UPS	10:04.1	3		
	3rd-John Cole	GFC	10:38.5	1	3/20	6/43
800m	1st-Wendell Otto	GFC	4:09.1	5		
	2nd-Kelth Pearson	GFC	4:09.3	3		
	3rd-Steve Carrodette	UPS	4:32.2	1	1/21	8/51

400	1st-Monte Anders	GFC	50:3	5		
	2nd-Dave Thompson	UPS	51:1	3		
	3rd-Tim Olds	GFC	52:8	1	3/24	6/57

HIGH HURDLES	1st-Rick Frisk	GFC	15:2	5		
	2nd-Mark Reynolds	GFC	15:3	3		
	3rd-Bill Hines	UPS	15:4	1	1/25	8/65

100	1st-Mark Reynolds	GFC	11:1.5	5		
	2nd-Tim Sherman	GFC	11:4	3		
	3rd-Ken Zimmerman	UPS	11:9	1	1/26	8/73

DISCUS	1st-Charlie Keeran	GFC	148'6"	5		
	2nd-Steve Curtis	GFC	123'5"	3		
	3rd-Jeff Green	UPS	118'3"	1	1/27	8/81
	<i>Roger Miller</i>	<i>GFC</i>	<i>116-5 1/2</i>			

300m	1st-Steve Stuart	GFC	1:58.5	5		
	2nd-Kelth Pearson	GFC	1:59.1	3		
	3rd-Steve Gerrodette	UPS	2:07.5	1	1/28	8/89

INT. HURDLES	1st-Rick Frisk	GFC	54:9	5		
	2nd-Mark Reynolds	GFC	56:5	3		
	3rd-Paul Fawcett	UPS	1:03.7	1	1/29	8/97

200m	1st-Monte Anders	GFC	23:4	5		
	2nd-Dave Thompson	UPS	23:6.5	3		
	3rd-Greg Jackson	UPS	24:2	1	4/33	5/102
	<i>5th Rob Cloud</i>	<i>GFC</i>	<i>24:6</i>			

TRIPLE JUMP	1st-Nolan Smith	GFC	41'8"	5		
	2nd-Tony Carson	GFC	40'10"	3		
	3rd-Mike Gartrell	UPS	40'2 1/2"	1	1/34	8/110
	<i>Dave Wilkerson</i>	<i>GFC</i>	<i>no mark</i>			

5000m	1st-Tim Rochholz	GFC	15:47.4	5		
	2nd-Jim Bright	GFC	15:56.4	3		
	3rd-Alan Doud	UPS	16:47.0	1	1/35	8/118
	<i>4th Jack Wenter</i>	<i>GFC</i>	<i>16:51</i>			

1600m RELAY	1st-Stuart, Otto					
	Frisk, Anders	GFC	3:27.2	5		
	2nd-Walden, Zimmerman					
	Gerrodette, Thompson	UPS	3:38.2	0	0/35	5/123

$\frac{17}{19}$ $\frac{11}{16}$ $\frac{5}{15}$

GEORGE FOX COLLEGE/UNIVERSITY OF PUGET SOUND DUAL MEET
Newberg, Oregon
March 29, 1980

EVENT	PLACE-NAME	SCHOOL	TIME-DISTANCE	POINTS	UPS	GFC
HAMMER THROW	1st-Steve Curtis	GFC	144' 5"	5		
	2nd-Nolan Smith	GFC	126'	3		
	3rd-Rick Canfield	UPS	124' 10"	1	1/1	8/8
POLE VAULT	1st-Brent Heydel	GFC	12'	5	0/1	5/13
JAVELIN	1st-Larry Holbrook	GFC	190' 10"	5		
	2nd-Kelly Reynolds	GFC	186' 3"	3		
	3rd-Tony Carson	GFC	175' 11"	1	0/1	9/22
LONG JUMP	1st-Rob Cloud	GFC	20' 5 3/4"	5		
	2nd-Mike Gartrell	UPS	19' 9 3/4"	3		
	3rd-Tony Carson	GFC	19' 5"	1	3/4	6/28
HIGH JUMP	1st-Mark Gartrell	UPS	5' 8 1/4"	5		
	2nd-Brent Heydel	GFC	5' 6 1/2"	3	5/9	3/31
400m RELAY	1st-Reynolds, Frisk Anders, Sherman	GFC	43.0	5		
	2nd-Zimmerman, Walden Luebke, Jackson	UPS	45.8	0	0/0	5/36
SHOT	1st-Jeff Green	UPS	46' 6"	5		
	2nd-Brian Threlkeld	UPS	41' 5 1/2"	3		
	3rd-Charlie Keeran	GFC	41' 5"	1	8/17	1/37
100m SLEDGECHASE	1st-Tim Rochholz	GFC	9:54	5		
	2nd-Tom Nolan	UPS	10:04.1	3		
	3rd-John Cole	GFC	10:38.5	1	3/20	6/43
400m	1st-Wendell Otto	GFC	4:09.1	5		
	2nd-Kaith Pearson	GFC	4:09.3	3		
	3rd-Steve Gerrodette	UPS	4:32.2	1	1/21	8/51

400	1st-Monte Anders	GFC	50:3	5		
	2nd-Dave Thompson	UPS	51:1	3		
	3rd-Tim Olds	GFC	52:8	1	3/24	6/57

HIGH HURDLES	1st-Rick Frisk	GFC	15:2	5		
	2nd-Mark Reynolds	GFC	15:3	3		
	3rd-Bill Hines	UPS	15:4	1	1/25	8/65

100	1st-Mark Reynolds	GFC	11:1.5	5		
	2nd-Tim Sherman	GFC	11:4	3		
	3rd-Ken Zimmerman	UPS	11:9	1	1/26	8/73

DISCUS	1st-Charlie Keeran	GFC	148'6"	5		
	2nd-Steve Curtiss	GFC	123'5"	3		
	3rd-Jeff Green	UPS	118'3"	1	1/27	8/81

300m	1st-Steve Stuart	GFC	1:58.5	5		
	2nd-Kelth Pearson	GFC	1:59.1	3		
	3rd-Steve Gerrodette	UPS	2:07.5	1	1/28	8/99

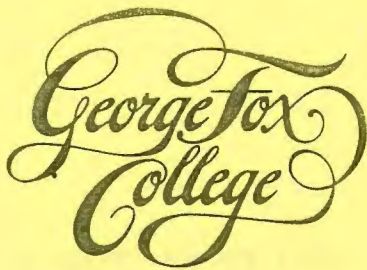
INT. HURDLES	1st-Rick Frisk	GFC	54:9	5		
	2nd-Mark Reynolds	GFC	56:5	3		
	3rd-Paul Fawcett	UPS	1:03.7	1	1/29	8/97

200m	1st-Monte Anders	GFC	23:4	5		
	2nd-Dave Thompson	UPS	23:6.5	3		
	3rd-Greg Jackson	UPS	24:2	1	4/33	5/102

TRIPLE JUMP	1st-Nolan Smith	GFC	41'8"	5		
	2nd-Tony Carson	GFC	40'10"	3		
	3rd-Mike Gartrell	UPS	40'2½"	1	1/34	8/110

5000m	1st-Tim Rochholz	GFC	15:47.4	5		
	2nd-Jim Bright	GFC	15:56.4	3		
	3rd-Alan Doud	UPS	16:47.0	1	1/35	8/118

1600m RELAY	1st-Stuart, Otto					
	Frisk, Anders	GFC	3:27.2	5		
	2nd-Walden, Zimmerman					
	Gerrodette, Thompson	UPS	3:38.2	0	0/35	5/123



GEORGE FOX COLLEGE/UNIVERSITY OF PUGET SOUND

Newberg, Oregon
March 29, 1980



- 1:00 HAMMER THROW - Meet Record - Olotoa, UPS 163-1 1977
UPS - Dave Ness GFC - Steve Curtis, Nolan Smith, Miller
- 1:30 LONG JUMP - Meet Record - Koroma, GFC 21-1 $\frac{3}{4}$ 1978
UPS - Mike Gartrell GFC - Cloud, Carson, Quiring
HIGH JUMP - Meet Record - Moon, Wells, UPS 6-4 1976
Levenseller UPS 6-4 1978
UPS - Gartrell GFC - Heydel, Quiring, Swafford
JAVELIN - Meet Record - Austin GFC 194-3 $\frac{3}{4}$ - 1977
UPS - Baum GFC - Holbrook, Reynolds, Carson
SHOTPUT - Meet Record - Morrow, GFC 47-2 1976
UPS - Green, Threlkeld, Ness GFC - Keeran Curtis, Reynolds
POLE VAULT - Meet Record - Ramoska, UPS 14 1976
UPS - No entry GFC - Heydel, Oberst
- Follow LJ TRIPLE JUMP - Meet Record - Cummins, GFC 45-1 $\frac{1}{2}$ 1977
UPS Gerrodette, Gartrell GFC - Wilkinson, Smith, Carson
- Follow Jav DISCUS - Meet Record - Olotoa, UPS 145-5 1976
UPS - Green, Threlkeld GFC - Keeran, Curtis, Miller
- 2:30 400m RELAY - Meet Record - GFC 42.4 1978
UPS - Zimmerman, Walden, Luebke, Jackson (Hord)
GFC - Sherman, Frisk, Reynolds, Anders
- 2:35 *Steph Chase*
- 2:50 1500m Meet Record - Blikstad, GFC 3:54.2 1977
UPS - Trammell, Gerrodette GFC - Otto, Cole, Rochholz
- 3:00 110m HIGH HURDLES - Meet Record - Moon, UPS 14.9 1976
UPS - Hines, Fawcett GFC - Frisk, Reynolds
- 3:10 400m DASH - Meet Record - Seibert, GFC 49.3 1978
UPS - Thompson, Morgan, (Walden) (Kahn) GFC - Anders, Olds
- 3:20 100m DASH - Meet Record - Griffin, GFC 10.5 1977
UPS - Jackson, Zimmerman, Luebke
- 3:30 800m RUN - Meet Record - Torgerson, UPS 1:55 1976
UPS - Trammell, Gerrodette GFC - Stuart, Pearson, Cole
- 3:40 400m IH - Meet Record - Neeley, GFC 55.1 1978
UPS - Cummings, Fawcett GFC - Frisk, Reynolds
- 3:50 200m DASH - Meet Record - Griffin, GFC 22 1977
UPS - Jackson, Luebke, Thompson (Walden) (Zimmerman)
GFC - Sherman, Cloud, Anders
- 4:00 5,000m RUN - Meet Record - Bilkstad, GFC 14:45.8 1977
UPS - Alan Doud GFC - Rochholz, Bright, Winter
- 4:20 1600m RELAY - Meet Record - GFC 3:22.1 1978
UPS - Walden, Kahn, Morgan, Thompson (Trammell)
GFC - Stuart, Otto, Frisk, Anders

All timed events are converted from yards.

OVER

U. of Puget Sound vs. George Fox (men)

Event	First	Effort	Second	Effort	Third	Effort	UPS	GFC
hammer	Steve Curtis GF	144'5	Nolan Smith GF	126'0	Rick Canfield UPS	124'10	/1	/8
he Vault	Brent Heydel GF	12'0	—		—		0/1	5/13
well	Larry Holbrook GF	190'10	Kelly Reynolds GF	186'3	Tony Carson GF	175'11	0/1	9/22
ng Jump	Robert Cloud GF	20'5 ³ / ₄	Mike Gartrell UPS	19'9 ³ / ₄	Tony Carson GF	19'5	3/4	6/28
h Jump	Mark Gartrell UPS	5'8 ¹ / ₄	Brent Heydel GF	5'6 ¹ / ₄			5/9	3/31
20 Relay	George Fox	43.0	U. of Puget Sound	45.8			0/9	5/36
hot	Jeff Green UPS	46'6	Brian Threlkeld UPS	41'5 ¹ / ₂	Charlie Keeran GF	41'5	8/17	1/37
20 M Stuple	Tim Rochholz GF	9:54	Tom Nolan UPS	10:04.1	John Cole GF	10:38.5	3/20	6/43
500 M	Wendell Otto GF	4:09.1	Keith Pearson GF	4:09.3	Steve Gerrodette UPS	4:32.2	1/21	8/51
20 HH	Rick Frisk GF	15.2	Mark Reynolds GF	15.3	Bill Hines UPS	15.4	1/22	8/59
100 M	Monte Anders GF	50.3	Dave Thompson UPS	51.1	Tim Olds GF	52.8	3/25	6/65
100 M	Mark Reynolds GF	11.15	Tim Sherman GF	11.4	Greg Jackson UPS	11.9	1/26	8/73
iscus	Charlie Keeran GF	148'6	Steve Curtis GF	123'5	Jeff Green UPS	118'3	1/27	8/88
200 M	Steve Stuart GF	1:58.5	Keith Pearson GF	1:59.1	Steve Gerrodette UPS	2:07.5	1/28	8/89
100 IH	Rick Frisk GF	54.9	Mark Reynolds GF	56.5	Paul Faucett UPS	1:30.7	1/29	8/99
200 M	Monte Anders GF	23.4	Dave Thompson UPS	23.65	Greg Jackson UPS	24.2	4/33	5/102
ble Jump	Nolan Smith GF	41'8	Tony Carson GF	40'10	Mike Gartrell UPS	40'2 ¹ / ₂	1/34	8/110
200	Tim Rochholz GF	15:47.4	Tim Bright GF	15:56.4	Alan Cloud UPS	16:47.0	1/34	8/118
600 R	George Fox	3:27.2	U. of Puget Sound	3:38.2			0/34	5/123



GEORGE FOX COLLEGE/UNIVERSITY OF PUGET SOUND

Newberg, Oregon

March 29, 1980



- 1:00 HAMMER THROW - Meet Record - Olotoa, UPS 163-1 1977
UPS - Dave Ness GFC - Steve Curtis, Nolan Smith, Miller
- 1:30 LONG JUMP - Meet Record - Koroma, GFC 21-1 3/4 1978
UPS - Mike Gartrell GFC - Cloud, Carson, Quiring
HIGH JUMP - Meet Record - Moon, Wells, UPS 6-4 1976
Levenseller UPS 6-4 1976
UPS - Gartrell GFC - Heydel, Quiring, Swafford
JAVELIN - Meet Record - Austin GFC 194-3 3/4 - 1977
UPS - Baum GFC - Holbrook, Reynolds, Carson
SHOTPUT - Meet Record - Morrow, GFC 47-2 1976
UPS - Green, Threlkeld, Ness GFC - Keeran Curtis, Reynolds
POLE VAULT - Meet Record - Ramoska, UPS 14 1976
UPS - No entry GFC - Heydel, Oberst
- 'Follow LJ TRIPLE JUMP - Meet Record - Cummins, GFC 45-1 1/2 1977
UPS Gerrodette, Gartrell GFC - Wilkinson, Smith, Carson
- Follow Jav DISCUS - Meet Record - Olotoa, UPS 145-5 1976
UPS - Green, Threlkeld GFC - Keeran, Curtis, Miller
- 2:30 400m RELAY - Meet Record - GFC 42.4 1978
UPS - Zimmerman, Walden, Luebke, Jackson (Hord)
GFC - Sherman, Frisk, Reynolds, Anders
- 2:40 1500m Meet Record - Blikstad, GFC 3:54.2 1977
UPS - Trammell, Gerrodette GFC - Otto, ~~Cole~~, ~~Rochholz~~ Pearson ←
- 2:50 110m HIGH HURDLES - Meet Record - Moon, UPS 14.9 1976
UPS - Hines, Fawcett GFC - Frisk, Reynolds
- 3:00 400m DASH - Meet Record - Seibert, GFC 49.3 1978
UPS - Thompson, Morgan, (Walden) (Kahn) GFC - Anders, Olds
- 3:10 100m DASH - Meet Record - Griffin, GFC 10.5 1977
UPS - Jackson, Zimmerman, Luebke
- 3:20 800m RUN - Meet Record - Torgerson, UPS 1:55 1976
UPS - Trammell, Gerrodette GFC - Stuart, Pearson, ~~Cole~~
- 3:30 400m IH - Meet Record - Neeley, GFC 55.1 1978
UPS - Cummings, Fawcett GFC - Frisk, Reynolds
- 3:40 200m DASH - Meet Record - Griffin, GFC 22 1977
UPS- Jackson, Luebke, Thompson (Walden) (Zimmerman)
GFC - Sherman, Cloud, Anders
- 3:50 5,000m RUN - Meet Record - Bilkstad, GFC 14:45.8 1977
UPS - Alan Doud GFC - Rochholz, Bright, Winter
- 4:10 1600m RELAY - Meet Record - GFC 3:22.1 1978
UPS - Walden, Kahn, Morgan, Thompson (Trammell)
GFC - Stuart, Otto, Frisk, Anders

WILLAMETTE DECATHLON

ENTRY INFORMATION

March 31-April 1, 1980

*called in
3-27-80
8:51 AM*Name of Entry Bruce OberstSchool George Fox

Best Decathlon Marks Recorded in Decathlon Competition

100 Meter Dash 11.3 110 Meter Hurdles 16.3Long Jump 18' 10" Discus 105'Shotput 35' 3" Pole Vault 13' 6"High Jump 5' 10" Javelin 170'400 Meter Dash 51.4 1500 Meter Run 4.19Decathlon Score 6023

The above information is needed for seeding purposes. If your athlete has not competed in a decathlon before, please list his best efforts (with an *) in each event he has a mark.

Track Coach Rich Allen Phone Number 538-8383 ext 252We plan to use Saga Food Service ☒ 538-9875 home

**BRUIN TRACK
1980 SEASON'S BEST**

	Linfield	GFC		
400 Relay	3/29 Sherman, Frisk 43.0 Reynolds, Anders	3/1 Sherman, VanWinkle 43.5 Anders, Reynolds		
1500	3/15 Stuart GFC 3:54.6	3/1 Rochholz Linfield 4:01.1	3/1 Pearson Linfield 4:04.8	3/29 Otto - 3/1 Cole GFC 4:09.1 - Linfield 4:10.7
110 High Hurdles	3/15 Swafford GFC 15.0	3/15 Frisk GFC 15.1	3/29 M. Reynolds GFC 15.3	3/1 Quiring Linfield 16.8
400	3/29 Anders GFC 50.3	3/1 VanWinkle Linfield 50.8	3/29 Olds GFC 52.8	
100	3/1 Sherman Linfield 11.2	3/15 Reynolds GFC 11.2	3/15 Cloud GFC 11.8	3/1 Carson Linfield 11.8
800	3/15 Stuart GFC 1:56.5	3/1 Anders Linfield 1:56.5	3/15 Cole GFC 1:57.6	3/15 Olds - 3/29 Pearson GFC 1:58.4 - GFC 1:59.1
Interm. Hurdles	3/29 Frisk GFC 54.9	3/1 Swafford Linfield 55.5	3/29 Reynolds GFC 56.5	
200	3/1 Sherman Linfield 22.6	3/1 Cloud Linfield 22.9	3/15 Reynolds GFC 22.9	3/1 Oberst - 3/29 Anders Linfield 23.2 - GFC 23.4
Mile Relay	3/1 Anders, Reynolds, Linfield VanWinkle, Oberst			
5000	3/1 Stuart Linfield 14:50.3	3/15 Rochholz GFC 15:06.0	3/29 Bright GFC 15:56.4	3/1 Pearson - 3/29 Winter Linfield 16:18.8 - GFC 16:51.0
10,000	3/8 Rochholz OR Coll. Rel. 32:18.3			
Steeplechase	3/1 Otto Linfield 9:23.5	3/29 Rochholz GFC 9:54	3/29 Cole GFC 10:38.5	
Pole Vault	3/8 Oberst OR Coll. Rel. 13-6	3/1 Heydel Linfield 12-6		
High Jump	3/1 Quiring Linfield 6-6½	3/15 Swafford GFC 5-10	3/8 Heydel OR Coll. Rel. 5-9	
Long Jump	3/1 Quiring Linfield 21-4½	3/15 Cloud GFC 20-6	3/1 Carson Linfield 20-2	
Triple Jump	3/15 Wilkinson GFC 42-0	3/29 Smith GFC 41-8	3/29 Carson GFC 40-10	
Shot	3/29 Keeran GFC 41-5	3/1 Curtis Linfield 39-7½	3/8 Reynolds OR Coll. Rel. 37-11½	
Discus	3/1 Keeran Linfield 150-2½	3/1 Curtis Linfield 125-2½	3/8 Miller OR Coll. Rel. 116-9	
Javelin	3/1 Holbrook Linfield 199-9	3/1 Reynolds Linfield 191-7	3/15 Carson GFC 188-2	
Hammer	3/29 Curtis 144-5	3/29 Smith GFC 126-0	3/29 Miller GFC 97-8	
Decathlon				
Marathon	Bright	Winter		

April 12, 1980

TRIANGULAR MEET, OSU, U.Portland, George Fox

Corvallis, Ore

HAMMER-- Tim Fox, OSU, 185-3; Art Klosterman, OSU, 165-10; John Lobbato, 150-1; Steve Curtis, GF, 148-6.

Special Women's race-- OSU team of Cindy Greiner, Kris Trom, Kathy Costello, and Kathy Weston qualified for AIAW nationals in 3200 meter relay. Time was 8:58.51 (electric). Lane CC second in 9:50.69, followed by OSU Spikettes in 9:55.20

400 METER RELAY-- OSU (Chester Pepple, Ken Scott, John Anderson, Mark White) 42.71; UP (Anthony Jackson, Greg Hupert, Clark Edwards, Walt Terry) 42.71; GF (Rob Cloud, Rick Frisk, Mark Reynolds, Monte Anders) 43.81

3000 STEEPLECHASE--- Davis Holmes, UP, 9:22.3; Dave East, OSU, 9:30.24; Tim Cobb, OSU, 9:39.54; Phil McKinney, UP, 9:44.02; Tim Malinski, UP, 9:56.58; Jim Bright, GF, 10:01.69..

POLE VAULT -- Shannon Sullivan, OSU, 16-0; Martin Larson, UP, 13-6; Brent Heydel, GF, 12-6.

LONG JUMP-- Doug Trout, OSU, 22-7-3/4; Kark Koenig, OSU, 22-5; Ken Wright, UP, 21-4 1/2; Tom Van Winkle, GF, 20-9 1/2; Mike Hughes, 20-8-3/4.

SHOTPUT-- Tom Schillinger, OSU, 56-9 1/2; Ron Schmidt, OSU, 56-3 1/2; Todd Staple, UP, 51-9; Art Klosterman, OSU, 46-9 1/2.

JAVELIN-- Mike Hesseltine, OSU, 240-9; Ron Uhl, OSU, 207-3; Vince Ortega, UP, 200-8; Kelly Reynolds, GF, 186-3; Troy Dietz, UP, 179; Larry Holbrook, GF, 178-2; Tony Carson, GF, 160-6.

1500 METERS-- Rick Kumm, OSU, 3:51.43; Mike Stephen, UP, 3:52.58; Jeff Buchner, UP, 3:52.87; Steve Stuart, GF, 3:54.35; Wendell Otto, GF, 3:56.73; Lyle Purdue, OSU, 3:57.5; Dick Oldfield, 3:58.5; Rich Kunkle, UP., 4:24.3.

110 HURDLES-- Ken Spearing, OSU, 13.5; Mark Reynolds, GF, 15.0; Duane Swafford, GF, and Lynn Teuscher, UP, tied for third; Rick Frisk, GF, 16.3; Larry Rock, UP, 16.5.

400 METERS-- Monte Anders, GF, 48.93; Chester Pepple, OSU, 49.50; Tim Nolan, UP, 50.41; Martin Larson, UP, 50.73; Clark Edwards, UP, 50.91; Gary Stanislawski, OSU, 51.16; Tom Van Winkle, UP, 51.35.

DISCUS-- Tim Fox, OSU, 180-6; Tom Schillinger, OSU, 173-1; Ron Schmidt, OSU, 168-10; Todd Staples, UP, 133-7; Roger Miller, GF, 119-9.

100 METERS-- Ken Scott, OSU, 10.98; Anthony Jackson, UP, 11.16; Mark Reynolds, GF, 11.27; Greg Hupert, UP, 11.30; Shannon Sullivan, OSU, 11.34; John Anderson, OSU, 11.40.

HIGH JUMP-- Dave Grossnicklaus, OSU, 6-10; Scott Watkins, OSU, 6-6; Mike Roe, OSU, 6-6; Jason Carvalho, UP, 6-4; Glenn Perry, UP, 6-2.

800 METERS-- Mark Fricker, OSU, 1:51.20; Mike Miller, OSU, 1:54.55; Mike Stephen, UP, 1:55.04; John Cole, GF, 1:55.50; Keith Pearson, GF, 1:56.07; Jeff Buchner, UP, 1:58.4.

(more)

Add OSU track summary

UP

400 METER HURDLES-- Rick Frisk, GF, 53.75; Lynn Teuasher, 54.50; Duane Swafford, GF, 55.02; Gordon Scruton, OSU, 56.08; Tom Beehler, UP, 56.09.

200 METERS-- Ken Scott, OSU, 22.0; Anthony Jackson, UP, 22.1; Shannon Sullivan, OSU, 22.2; Mark Reynolds, GF, 22.4; Monte Anders, GF, 22.7; Mike Hughes, UP, 23.4..

TRIPLE JUMP-- Ken Wright, UP, 46-4½; Terry Walt, UP, 45-10-3/4; John Keizur, OSU, 45-4; Mike Hughes, UP, 43-¾; Brett Starr, OSU, 43-½

5000 METERS-- Dave Holmes, UP, 15:03.88; Tim Rocholz, GF, 15:10.45; Ty Stange, UP, 15:18.50; Bob Green, OSU, 15:22.08; Jim Langley, OSU, 15:34.50; Steve Stuart, GF, 15:37.50; Greg Scherer, OSU, 16:05.08; Gartj Granholm, UP, 16:12.40.

1600 METER RELAY-- ~~OSU (Lyle Purdue, Dick Oldfield, Mark Fricker, John Anderson) 3:19.69~~; George Fox (Tom Van Winkle, John Cole, Rick Frosk, Monte Anders) 3:19.55; OSU (Lyle Purdue, Dick Oldfield, Mark Fricker, John Anderson) 3:20.5; Portland (Martin Larson, Clark Edwards, Greg Hupert, Mike Steppen), 3:20.99.

TRIANGULAR MEET SCORING: OSU 110, UP 56½, George Fox 34.29 35½.

DUAL MEET SCORING: OSU 122, ~~UP 40~~ GF 40

OSU 109, UP 53

UP 99, GF 61

Rich,

We enjoyed having you team for the meet Saturday.

Good luck, the rest of the season.

Vic Costant

P.S. - Please excuse our typist.

BRUIN TRACK
1980 SEASON'S BEST

4-5-80

400 Relay	Linfield 3/29 Sherman, Frisk 43.0 Reynolds, Anders	GFC 3/1 Sherman, VanWinkle 43.5 Anders, Reynolds		
1500	3/15 Stuart GFC 3:54.6	3/1 Rochholz Linfield 4:01.1	3/5 Pearson EOSC 4:03.7	3/5 Otto EOSC 4:06.1 3/1 Cole Linfield 4:10.7
110 High Hurdles	3/15 Swafford GFC 15.0	3/15 Frisk GFC 15.1	3/29 M. Reynolds GFC 15.3	3/1 Quiring Linfield 16.8
400	3/29 Anders GFC 50.3	3/1 VanWinkle Linfield 50.8	3/29 Olds GFC 52.8	
100	3/1 Sherman Linfield 11.2	3/15 Reynolds GFC 11.2	3/15 Cloud GFC 11.8	3/1 Carson Linfield 11.8
500	3/15 Stuart GFC 1:56.5	3/1 Anders Linfield 1:56.5	3/15 Cole 1:57.6	3/15 Olds 3/29 Pearson GFC 1:58.4 GFC 1:59.1
Interm. Hurdles	3/29 Frisk GFC 54.9	3/1 Swafford Linfield 55.5	3/29 Reynolds GFC 56.5	
200	3/1 Sherman Linfield 22.6	3/1 Cloud Linfield 22.9	3/15 Reynolds GFC 22.9	3/1 Oberst 3/29 Anders Linfield 23.2 GFC 23.4
400m Relay	3/1 Anders, Reynolds Linfield VanWinkle, Oberst			
5000	3/1 Stuart Linfield 14:50.3	3/15 Rochholz GFC 15:06.0	3/29 Bright GFC 15:56.4	3/1 Pearson 3/29 Winter Linfield 16:18.8/ GFC 16:51.0
10,000	3/8 Rochholz OR Coll Re. 32:18.3			
Steeplechase	3/1 Otto Linfield 9:23.5	3/29 Rochholz GFC 9:54	3/29 Cole GFC 10:38.5	
Pole Vault	3/8 Oberst OR Coll Re. 13.6	3.1 Heydel Linfield 12.6		
High Jump	3/1 Quiring Linfield 6-6½	3/15 Swafford 5-10 GFC	3/8 Heydel OR Coll. Re. 5-9	
Long Jump	3/1 Quiring Linfield 21-4¼	4-6 Cloud EOSC 21-3/4	4-5 VanWinkle EOSC 20-4 3/4	3/1 Carson Linfield 20-2
Triple Jump	3/15 Wilkinson GFC 42-0	3/29 Smith GFC 41-8	3/29 Carson GFC 40-10	
Shot	3/29 Keeran GFC 41-5	3/1 Curtis Linfield 39- 7½	4/5 Reynolds EOSC 39-5	
Discus	3/1 Keeran Linfield 150-2½	3/1 Curtis Linfield 125-2½	3/8 Miller OR College Re. 116-9	
Javelin	4/5 Holbrook EOSC 202-6	3/1 Reynolds Linfield 191-7	3/15 Carson GFC 188-2	4/5 Oberst EOSC 157-7
Hammer	3/29 Curtis 144-5	3/29 Smith GFC 126-0	4/5 Miller EOSC 108-9	
Decathlon				
Marathon	Bright	Winter		

INTERCOLLEGIATE TRACK & FIELD --- GEORGE FOX vs LEWIS & CLARK vs OIT --- 4/19/80

MEN WEATHER: rain, 57 degrees, LC GFC OIT

HAMMER - Dave Dobrinski, LC 146'8",; Steve Curtis, 145-7; Dennis Earnshaw, LC, 140-8

6 3

Steve Curtis, GFC 145-7; Nolan Smith, GFC 134-5; Roger Miller, GFC 99-11

9 0

Dave Dobrinski, LC 146-8; Dennis Earnshaw, LC 140-8; Tim French, LC 118-9

9 0

LONG JUMP - Mark Reynolds, GFC 21-7; Tim Robertson, LC 21-5½, Rob Cloud, GFC, 21-1½

3 6

Mark Reynolds, GFC 21-7; Rob Cloud, GFC 21-1½; Curt Carrigan, OIT 19-2

8 1

Tim Robertson, LC 21-5½, Dave Pullin, LC 21-1, Curt Carrigan, OIT 19-2

8 1

400 METER RELAY - GFC (Olds, Frisk, Reynolds, Anders) 43.3
LC (Robertson, Shirely, Russel, Weil) 45.0

0 5

GFC (Olds, Frisk, Reynolds, Anders) 43.3
OIT (Hall, Wooden, Stone, Schmidt) 45.2

5 0

LC (Robertson, Shirely, Russel, Weil) 45.0
OIT (Hall, Wooden, Stone, Schmidt) 45.2

5 0

JAVELIN - Todd Lovell, LC 198-6, Larry Holbrook, GFC 184-7; Tony Carson, GFC 183-0

5 4

Workman, OIT 185-11, Larry Holbrook, GFC 184-7, Tony Carson, GFC 183-0

4 5

Todd Lovell, LC 198-6, Workman, OIT 185-11, Joe Uyehara, LC 181-11

6 3

POLEVAULT - Bruce Oberst, GFC 13-0, Brent Heydel, GFC 12-6, Dave Pullin, LC 11-6

1 8

Bruce Oberst, GFC 13-0, Brent Heydel, GFC 12-6, Coubarg, OIT 11-0

8 1

Dave Pullin, LC 11-6, Coubarg, OIT 11-0

5 3

STEEPLECHASE - Brock Roberts, LC 9:29.5, Rich Recker, LC 9:30.1, Tim Rochholz, GFC 9:46.0

8 1

Tim Rochholz, GFC 9:46.0

5 0

Brock Roberts, LC 9:29.5, Rich Reck, LC 9:30.1, Charlie Hart, LC 10:44.4

9 0

Dave Williamson
nh @ 11-0

	LC	GFC	O
1500 METERS - <u>Steve Stuart, GFC 3:54.9, Tom Nist, LC 3:59.5, John Cole, GFC 4:02.9</u>	3	6	
<u>Steve Stuart, GFC 3:54.9, John Cole, GFC 4:02.9, Keith Pearson, GFC 4:07.3</u>		9	
<u>Tom Nist, LC 3:59.5, Dave Snyder, LC 4:14.6, Tim Mullican, LC 4:29.1</u>	9		
SHOT PUT - <u>Chris Friday, LC 45-9½, Kerry Fagerberg, LC 45-3½, Steve Curtis, GFC 40-6</u>	8	1	
<u>David Engholm, OIT 42-1, Steve Curtis, GFC 40-6, Kelly Reynolds, GFC 39-½</u>		8	
<u>Chris Friday, LC 45-9½, Kerry Fagerberg, LC 45-3½, David Engholm, OIT 42-1</u>	8		
110m HH - <u>Rick Frisk, GFC 15.3, Duane Swafford, GFC 15.4, Greg Calhoun, LC 15.6</u>	1	8	
<u>Rick Frisk, GFC 15.3, Duane Swafford, GFC 15.4</u>		8	0
<u>Greg Calhoun, LC 15.6, Marc Gianneschi, LC 15.7</u>	8		0
HIGH JUMP - <u>Dave Pullin LC, 6-2, Harry Carson, LC 6-0, Duane Swafford, GFC 5-8</u>	8	1	
<u>Craig Wormington OIT 6-0, Mike Jennings, OIT 5-10, Brian Piercy, OIT 5-10</u>		0	9
<u>Dave Pullin, LC 6-2, Harry Carson, LC 6-0, Craig Wormington, OIT 6-0</u>	8		1
400 METER - <u>Monte Anders, GFC 49.2, Tom VanWinkle, GFC 50.5, Eric Shirley, LC 53.0</u>	1	8	
<u>Monte Anders, GFC 49.2, Tom VanWinkle, GFC 50.5</u>		8	0
<u>Eric Shirley, LC 53.0, Parker Russell, LC 54.2, Chuck Dieter, LC 55.0</u>	9		0
100 METER - <u>Mark Reynolds, GFC 11.6, Rob Cloud, GFC 11.9, Robertson, LC 12.0</u>	1	8	
<u>Hall, OIT 11.3, Mark Reynolds, GFC 11.6, Stone, OIT 11.8</u>		3	6
<u>Hall, OIT 11.3, Stone, OIT, 11.8, Tim Robertson, LC 12.0</u>	1		8
800 METERS - <u>Wendell Otto, GFC 1:55.7, Jon Henseley, LC 1:57.3, Tim Olds, GFC 1:57.9</u>	3	6	
<u>Wendell Otto, GFC 1:55.7, Tim Olds, GFC 1:57.9, Keith Pearson, GFC 1:58.7</u>		9	0
<u>Jon Henseley, LC 1:57.3, Tom Nist, LC 1:59.9, Jeff Miller, LC 2:02.9</u>	9		0
400 IM - <u>Rick Frisk, GFC 53.9, Duane Swafford, GFC 54.8, Greg Calhoun, LC 56.3</u>	1	8	
<u>Rick Frisk, GFC 53.9, Duane Swafford, GFC 54.8, Merrigan, OIT 63.3</u>		8	1
<u>Greg Calhoun, LC 56.3, Marc Gianneschi, LC 57.4, Merrigan, OIT, 63.3</u>	8		1
TRIPLE JUMP - <u>Dave Pullin, LC 44-3½, Mark Reynolds, GFC 43-10, Nolan Smith, GFC 43-6</u>	5	4	
<u>Mark Reynolds, GFC 43.10, Nolan Smith, GFC 43-6, Dave Wilkinson, GFC 41-7½</u>		9	0
<u>Dave Pullin, LC 44-3½</u>	5		

Brent Heydel
5-8

DOUBLE DUAL: Lewis & Clark, George Fox, OIT

4/19/80

Rob Cloud 23.9

200 METERS - Mark Reynolds, GFC 22.6, Monte Anders, GFC 22.8, Marc Weil, LC 23.8

LC	GFC	OIT
1	8	
	8	1
4		5

Mark Reynolds, GFC 22.6, Monte Anders, GFC 22.8, Hall, OIT 23.4
Hall, OIT 23.4, Marc Weil, LC 23.8, Greg Wyman, LC 24.1

5000 METERS - Joel Stamp LC, 15:01.5, Stu Vincent, LC 15:23.4, Tim Rockholz, GFC 15:37.5

8	1	
	9	0
8		0

Tim Rockholz, GFC 15:37.5, Jim Bright, GFC 15:53.5, Jack Winter GFC 17:02.0

Joel Stamp, LC 15:01.5, Stu Vincent, LC 15:23.4

DISCUS *Rogor Miller 118-10* Charlie Keeran, GFC 145-11, Chris Friday, LC 129-6, Joe Uyehara, LC 127-2

4	5	
	8	1
8		1

Charlie Keeran, GFC 145-11, Steve Curtis, GFC 125-1, David Engholm, OIT 121-11

Chris Friday, LC 129-6, Joe Uyehara, LC 127-2, David Engholm, OIT, 121-11

1600 METER RELAY - GFC (Otto Stuart Frisk Anders) 3:22.0

0	5
---	---

LC (Wyman Giammeschi Bensley Calhoun) 3:32.3

GFC (Cole Swafford Olds VanWinkle) 3:34.9

**BRUIN TRACK
1980 SEASON'S BEST**

4-14-80

	Linfield	GFC		
400 Relay	3/29 Sherman, Frisk 43.0 Reynolds, Anders	3/1 Sherman, VanWinkle 43.5 Anders, Reynolds		
1500	OSU 4/12 Stuart 3:54.35	OSU 4/12 Otto 3:56.73	Linfield 3/1 Rochholz 4:01.1	EOSC 3/5 Pearson 4:03.7
110 High Hurdles	GFC 3/15 Swafford 15.0	OSU 4/12 M. Reynolds 15.0	GFC 3/15 Frisk 15.1	Linfield 3/1 Quiring 16.8
400	OSU 4/12 Anders 48.93	Linfield 3/1 VanWinkle 50.8	GFC 3/29 Olds 52.8	
100	Linfield 3/1 Sherman 11.2	GFC 3/15 Reynolds 11.2	GFC 3/15 Cloud 11.8	Linfield 3/1 Carson 11.8
800	OSU 4/12 Cole 1:55.5	OSU 4/12 Pearson 1:56.07	GFC 3/15 Stuart 1:56.5	Linfield 3/1 Anders 1:56.5
Interm. Hurdles	OSU 4/12 Frisk 53.75	OSU 4/12 Swafford 55.02	GFC 3/29 Reynolds 56.5	
200	OSU 4/12 Reynolds 22.4	Linfield 3/1 Sherman 22.6	OSU 4/12 Anders 22.7	Linfield 3/1 Cloud 22.9
1600m Mile Relay	OSU 4/12 3:19.55 VanWinkle, Cole, Frisk,	Linfield 3/1 3:23.6 Anders, Reynolds, VanWinkle,		Linfield 3/1 Oberst 23.2
5000	Linfield 3/1 Stuart 14:50.3	GFC 3/15 Rochholz 15:06.0	GFC 3/29 Bright 15:56.4	Linfield 3/1 Pearson 16:18.8
10,000	3/8 Ore. Coll. Relays Rochholz 32:18.3			GFC 3/29 Winter 16:51.0
Steeplechase	Linfield 3/1 Otto 9:23.5	GFC 3/29 Rochholz 9:54	OSU 4/12 Bright 10:01.69	GFC 3/29 Cole 10:38.5
Pole Vault	Oregon Coll. Re 3/8 Oberst 13.6	Linfield 3/1 Heydel 12.6		
High Jump	Linfield 3/1 Quiring 6-6½	GFC 3/15 Swafford 5-10	Oregon Coll. Rd 3/8 Heydel 5-9	
Long Jump	Linfield 3/1 Quiring 21-4½	EOSC 4/6 Cloud 21-3/4	OSU 4/12 VanWinkle 20-9½	Linfield 3/1 Carson 20-2
Triple Jump	OSU 4/12 Smith 42-1	GFC 3/15 Wilkinson 42-0	GFC 3/29 Carson 40-10	
Shot	OSU 4/12 Keeran 42-9	Linfield 3.1 Curtis 39-7½	EOSC 4/5 Reynolds 39-5	
Discus	Linfield 3/1 Keeran 150-2½	Linfield 3/1 Curtis 125-2½	OSU 4/12 Miller 119-9	
Javelin	EOSC 4/5 Holbrook 202-6	Linfield 3/1 Reynolds 191-7	GFC 3/15 Carson 188-2	EOSC 4/5 Oberst 157-7
Hammer	OSU 4/12 Curtis 148-6	GFC 3/29 Smith 126-0	EOSC 4/5 108-9	
Decathlon				
Marathon	Bright 2:39.18	Winter 2:50.27		

N.A.IAA. DISTRICT 2 DECATHLON CHAMPIONSHIP ---- APRIL 21-22, 1980 ---- GRISWOLD STADIUM, LEWIS AND CLARK COLLEGE, Portland

		100 Meters	Long Jump	Shot Put	High Jump	400 Meters	110 Hurdles	Discus	Pole Vault	Javelin	1500 Meters	Score
John Davenport Willamette	t/d	11.6	20-10	36-11 $\frac{3}{4}$	6-3 $\frac{1}{2}$	53.2	16.5	100-6	8-11 $\frac{1}{2}$	185-3	4:58.6	6,125
	m		6.35	11.27	1.92			30.64	2.73	56.46		
	p	665	682	550	788	671	703	488	445	717	416	
Greg Hansen Willamette	t/d	11.1	22-7 $\frac{1}{2}$	32-1	6-2 $\frac{1}{2}$	49.9	16.8	96-5 $\frac{1}{2}$	13-11 $\frac{3}{4}$	141-6	4:49.8	6,605
	m		6.89	9.78	1.89			29.40	4.26	43.14		
	p	780	788	444	760	810	676	460	874	537	466	
Randy Hayes Linfield	t/d	12.4	17-6 $\frac{3}{4}$	35-4 $\frac{1}{2}$	5-0 $\frac{2}{4}$	56.5	18.0	117-4	8-11 $\frac{1}{2}$	192-1	4:59.1	5,238
	m		5.35	10.78	1.54			35.76	2.73	58.54		
	p	501	456	517	434	548	582	599	445	743	413	
Steve Linn SOSC	t/d	11.9	17-10 $\frac{1}{2}$	32-7	6-2 $\frac{1}{2}$	56.0	15.8	77-4 $\frac{1}{2}$	10-5 $\frac{1}{2}$	121-6	4:51.9	5,427
	m		5.44	9.93	1.89			23.58	3.18	37:04		
	p	601	477	455	760	566	768	319	581	446	454	
Bruce Oberst George Fox	t/d	11.9	16-5 $\frac{3}{4}$	33-10 $\frac{2}{4}$	4-6 $\frac{3}{4}$	52.6	17.4	107-1	13-1 $\frac{1}{2}$	127-1	4:23.8	5,513
	m		5.02	10.33	1.39			32.64	4.00	38.74		
	p	601	376	485	283	695	629	533	807	472	632	
Dave Pullin Lewis & Clark	t/d	11.3	21-5 $\frac{1}{2}$	34-6 $\frac{1}{2}$	6-7 $\frac{1}{2}$	50.2	15.8	99-6 $\frac{1}{2}$	12-5 $\frac{3}{4}$	175-11	4:21.6	6,959
	m		6.54	10.53	2.02			30.34	3.80	53.62		
	p	733	723	499	874	797	768	482	754	642x 681 648		
Ken Sacht SOSC	t/d	11.6	18-11 $\frac{1}{4}$	39-3 $\frac{3}{4}$	5-3 $\frac{3}{4}$	53.7	16.7	122-3	10-5 $\frac{1}{2}$	164-10	4:46.5	5,996
	m		5.77	11.98	1.62			37.26	3.18	50.24		
	p	665	553	598	512	651	685	630	581	636	485	
Dave Wilkinson George Fox	t/d	11.9	19-2	27-0 $\frac{1}{2}$	5-3 $\frac{3}{4}$	53.1	19.4	54-0	10-5 $\frac{1}{4}$	147-4	4:31.9	5,007
	m		5.84	8.24	1.62			16.46	3.18	44.90		
	p	601	568	325	512	675	487	119	581	562	577	

t/d - time, distance in feet. m - distance in meters. p - points.

N.A.I.A. DISTRICT 2 DECATHLON CHAMPIONSHIP --- APRIL 21-22, 1980 ---- GRISWOLD STADIUM, LEWIS & CLARK COLLEGE
FIRST DAY COMPETITION

	100 Meters	Long Jump	Shot Put	High Jump	400 Meters	
John Davenport Willamette	11.6 665	6.35 682 20-10	11.27 550 36-11 $\frac{3}{4}$	1.92 788 6-3 $\frac{1}{2}$	53.2 671	3,356
Greg Hansen Willamette	11.1 780	6.89 788 22-7 $\frac{1}{2}$	9.78 444 32-1	1.89 760 6-2 $\frac{1}{2}$	49.9 810	3,592
Randy Hayes Linfield	12.4 501	5.35 456 17-6 $\frac{3}{4}$	10.78 517 35-4 $\frac{1}{2}$	1.54 434 5-0 $\frac{3}{4}$	56.5 548	2,456
Steve Linn SOSC	11.9 601	5.44 477 17-10 $\frac{1}{2}$	9.93 455 32-7	1.89 760 6-2 $\frac{1}{2}$	56.0 566	2,859
Bruce Oberst George Fox	11.9 601	5.02 376 16-5 $\frac{3}{4}$	10.33 485 33-10 $\frac{3}{4}$	1.39 283 4-6 $\frac{1}{4}$	52.6 695	2,440
Dave Pullin Lewis & Clark	11.3 733	6.54 723 21-5 $\frac{1}{2}$	10.53 499 34-6 $\frac{1}{2}$	2.02 874 6-7 $\frac{1}{2}$	50.2 797	3,626
Ken Sacht SOSC	11.6 665	5.77 553 18-11 $\frac{1}{2}$	11.98 598 39-3 $\frac{3}{4}$	1.62 512 5-3 $\frac{3}{4}$	53.7 651	2,979
Dave Wilkinson George Fox	11.9 601	5.84 568 19-2	8.24 325 27-0 $\frac{1}{2}$	1.62 512 5-3 $\frac{3}{4}$	53.1 675	2,681

GEORGE FOX COLLEGE/EOSC/LINFIELD TRIANGULAR MEET
Newberg, OR
April 26, 1980

EVENT	PLACE	SCHOOL	TIME	DISTANCE	POINTS	GPC	EOSC	LIN
RAMBLE	1st	Steve Curtis	GPC	155'4 1/2"	5	5/5	0/0	6/6
	2nd	Mike Dotson	LIN	144'8 1/2"	3			
	3rd	J.C. Luoto	LIN	142'10 1/2"	2			
	4th	Martin Jaqua	LIN	135'9 1/2"	1			
		Nolan Smith Roger Miller		118 - 2 1/2 109 - 4				
400m	1st	Olde, Friak						
		M. Reynolds, Anders	GPC	43.0	5			
	2nd	Freundschuh, Drake						
		Adkins, Evergin	LIN	43.2	3	5/10	0/0	3/9
10,00m	1st	Jim Bright	GPC	32:11.4	5			
	2nd	Jack Winters	GPC	34:08.7	3			
	3rd	John Burke	EOSC	37:10.4	2			
	4th	Mike McCauley	EOSC	37:44.75	1	8/18	3/3	0/9
JAVELIN	1st	Tom Gorteel	GPC	189.7"	5			
	2nd	John Ernst	GPC	189.7"	3			
	3rd	Scott Wegner	LIN	189	2			
	4th	Holbrook	GPC	187.4"	1	1/19	0/3	0/9
	5th	Kelly Reynolds		182 - 5				
POLE	1st	Bruce Oberst	GPC	13'0"	5			
VAULT	2nd	Brent Heydel	GPC	12'6"	3			
	3rd	Dave Wilkinson	GPC	10'6"	2	10/29	0/3	0/9
SHOT	1st	Martin Jaqua	LIN	46'3"	5			
	2nd	Mike Dotson	LIN	43'0"	3			
	3rd	Charles Keenan	GPC	48'5"	2	3/32	0/3	8/27
	4th	Steve Curtis	GPC	41'4"	1			
	5th	Kelly Reynolds	GP	38 - 9 1/2				
HIGH JUMP	1st	Tom Snock	EOSC	6'6"	5			
	2nd	Winchell Jones	LIN	6'4"	3			
	3rd	Glenn Klassen	EOSC	6'4"	2	0/32	7/10	4/31
	4th	Steve Tyler	LIN	6'4"	1			
3000m	1st	Steve Stuart	GPC	9:37.2	5			
STEEPLE	2nd	Tim Rochholz	GPC	9:46.5	3	8/40	0/12	0/31
CHASE	3rd	John Kerfoot	EOSC	11:05.0	2			
LONG JUMP	1st	Bob Quiring	GPC	21'10"	5			
	2nd	Mark Rennolds	GPC	21'9"	3			
	3rd	Joe Ellings	LIN	21'8"	2	8/48	0/12	3/34
	4th	Reed	LIN	21'2"	1			
	5th	Rob Cloud	GP	20 - 11 1/2				
1500m	1st	Wendell Orco	GPC	3:59.3	5	8/56	0/12	0/34
	2nd	Leith Pearson	GPC	4:05.5	3			

swafford
6-0
Quiring
6-0

GEORGE FOX COLLEGE/EOSC/LINFIELD TRIANGULAR MEET

EVENT	PLACE	TIME	SCHOOL	TIME	DISTANCE	POINTS	GPC	EOSC EOSC	LIN
400m	1st	Tom VanWinkle	GPC	51.3		5			
	2nd	Tim Olds	GPC	51.3		3			
	3rd	Gary Howe	LIN	51.9		2	8/64	1/13	2/35
	4th	Mike Clayton	EOSC	52.8		1	2/35	2/35	2/35
110 HH	1st	M. Reynolds	GPC	14.8		5			
	2nd	B. Swafford	GPC	14.8		3			
	3rd	R. Frisk	GPC	15.1		2			
	4th	R. Wardell	EOSC	15.7		1	10/74	1/14	0/36
100m	1st	David Freundsuh	LIN	10.8		5			
	2nd	Mark Reynolds	GPC	11.1		3			
	3rd	Rob Hall	LIN	11.3		2			
	4th	T. Pourmahr	LIN	11.7		1	3/77	0/14	8/45
800m	1st	John Cole	GPC	1:54.6		5			
	2nd	Antoine Shired	LIN	1:55.3		3			
	3rd	Wendell Otto	GPC	1:56.7		2			
	4th	Mark Brown	LIN	1:57.6		1	7/84	0/14	4/48
	5th	Bruce Oberst	GPC	2:00.5					
400m IH	1st	Rick Frisk	GPC	53.5		5			
	2nd	Duane Swafford	GPC	54.0		3			
	3rd	Ryan Wardell	EOSC	54.4		2			
	4th	Tom McKinlay	LIN	55.5		1	8/92	2/16	1/49
200m <i>im Olds 23.5 Cole Cloud 23.9</i>	1st	Dave Freundsuh	LIN	22.0		5			
	2nd	Mark Reynolds	GPC	22.4		3			
	3rd	Randy Drake	LIN	22.5		2			
	4th	Mike Clayton	EOSC	23.3		1	8/95	1/17	7/56
TRIPLE JUMP	1st	Dave Delap	LIN	47.5		5			
	2nd	Mike Evergin	LIN	45.0		3			
	3rd	Dave Wilkinson	GPC	41.11		2			
	4th	Mike Minturn	LIN	41.6		1	2/97	0/17	9/65
				<i>Nolan Smith no mark</i>					
DISCUS	1st	Charlie Keeran	GPC	155'1"		5			
	2nd	Martin Jaqua	LIN	152'3"		3			
	3rd	Mike Dotson	LIN	130'5"		2			
	4th	Steve Curtis	GPC	121'0"		1	6/103	0/17	5/70
				<i>Roger Miller GPC 120-0</i>					
5000m	1st	Steve Stuart	GPC	15:18.2		5			
	2nd	Don Stearns	EOSC	15:22.8		3			
	3rd	Mark Andersen	LIN	15:46.5		2			
	4th	Keith Person	GPC	16:32.0		1	6/109	3/20	2/72
1600M	1st	Olds, Cole, VanWinkle, Frisk	GPC	3:22.2		5			
	2nd	Freundsuh, Brown Shired, McKinlay	LIN	3:27.2		3			
	3rd	Terry, Clayton Wardell, Larson	EOSC	3:27.1			5/114	0/20	3/75

GEORGE FOX COLLEGE/EOSC/LINFIELD TRIANGULAR MEET
Newberg, OR
April 26, 1980

EVENT	PLACE	SCHOOL	TIME	DISTANCE	POINTS	GFC	EOSC	LIN
HAMMER	1st Steve Curtis	GFC	155'	4 1/2"	5	5/5	0/0	6/6
	2nd Mike Dotson	LIN	144'	8 1/4"	3			
	3rd J.C. Luoto	LIN	142'	10 1/2"	2			
	4th Martin Jaqua	LIN	135'	9 1/4"	1			
400m	1st Olde, Friak							
	H. Reynolds, Anders	GFC	43.0		5			
	2nd Freundsuh, Drake							
	Adkins, Evergin	LIN	43.2		3	5/10	0/0	3/9
10,000m	1st Jim Bright	GFC	32:11.4		5			
	2nd Jack Winters	GFC	34:08.7		3			
	3rd John Burke	EOSC	37:26.4		2			
	4th Mike McCauley	EOSC	37:44.75		1	8/18	3/3	0/9
JAVELIN	1st Bob Carteel	LIN	189.7"		5			
	2nd John Ernst	LIN	189.7"		3			
	3rd Scott Wegner	LIN	189		2			
	4th Holbrook	GFC	178.11"		1	1/19	0/3	11/19
POLE VAULT	1st Bruce Oberst	GFC	13'0"		5			
	2nd Brent Heydel	GFC	12'6"		3			
	3rd Dave Wilkinson	GFC	10'6"		2	10/29	0/3	11/29
SHOT PUT	1st Martin Jaqua	LIN	46'3"		5			
	2nd Mike Dotson	LIN	43'0"		3			
	3rd Charles Keeran	GFC	42'5"		2	3/32	0/3	8/27
	4th Steve Curtis	GFC	41'4"		1			
HIGH JUMP	1st Tom Snook	EOSC	6'6"		5			
	2nd Winchell Jones	LIN	6'4"		3			
	3rd Glenn Klassen	EOSC	6'4"		2	0/32	7/10	4/31
	4th Steve Tyner	LIN	6'4"		1			
3000m STEEPLE CHASE	1st Steve Stuart	GFC	9:37.2		5			
	2nd Tim Rochholz	GFC	9:46.6		3	8/40	2/12	0/31
	3rd John Kerfoot	EOSC	11:05.0		2			
LONG JUMP	1st Bob Quiring	GFC	21'10"		5			
	2nd Mark Reynolds	GFC	21'9"		3			
	3rd Joe / Ellings	LIN	21'8"		2	8/48	0/12	3/34
	4th Reed	LIN	21'2"		1			
1500m	1st Wendall Otto	GFC	3:59.3		5	8/56	0/12	0/34
	2nd Keith Pearson	GFC	4:05.5		3			

GEORGE FOX COLLEGE/EOSC/LINFIELD TRIANGULAR MEET

EVENT	PLACE	TIME	SCHOOL	TIME	DISTANCE	POINTS	GFC	EOSC EOSC	LIN
400m	Tom VanWinkle		GFC	51.3		5			
	Tim Olds		GFC	51.3		3			
	Gary Howe		LIN	51.9		2	8/64	1/13	2/35
	Mike Clayton		EOSC	52.8		1	8/64	1/13	2/35
110 HH	1st M. Reynolds		GFC	14.8		5			
	2nd B. Swafford		GFC	14.8		3			
	3rd R. Frisk		GFC	15.1		2			
	4th R. Wardell		EOSC	15.7		1	10/74	1/14	0/36
100m	1st DAVID Freundsuh	LIN		10.8		5			
	2nd Mark Reynolds	GFC		11.1		3			
	3rd Rob Hall	LIN		11.3		2			
	4th T. Pourmehr	LIN		11.7		1	3/77	0/14	8/45
800m	1st John Cole		GFC	1:54.6		5			
	2nd Antoine Shired	LIN		1:55.3		3			
	3rd Wendell Otto	GFC		1:56.7		2			
	4th Mark Brown	LIN		1:57.6		1	7/84	0/14	4/48
400m IH	1st Rick Frisk		GFC	53.5		5			
	2nd Duane Swafford	GFC		54.0		3			
	3rd Ryan Wardell	EOSC		54.4		2			
	4th Tom McKinlay	LIN		55.5		1	8/92	2/16	1/49
200m	1st Dave Freundsuh	LIN		22.0		5			
	2nd Mark Reynolds	GFC		22.4		3			
	3rd Randy Drake	LIN		22.5		2			
	4th Mike Clayton	EOSC		23.3		1	8/95	1/17	7/56
TRIPLE JUMP	1st Dave Delap	LIN		47.5		5			
	2nd Mike Evergin	LIN		45.0		3			
	3rd Dave Wilkinson	GFC		41.11		2			
	4th Mike Minturn	LIN		41.6		1	2/97	0/17	9/65
DISCUS	1st Charlie Keeran	GFC		155'1"		5			
	2nd Martin Jaqua	LIN		152'3"		3			
	3rd Mike Dotson	LIN		130'5"		2			
	4th Steve Curtis	GFC		121'0"		1	6/103	0/17	5/70
5000m	1st Steve Stuart	GFC		15:18.2		5			
	2nd Don Stearne	EOSC		15:22.8		3			
	3rd Mark Andersen	LIN		15:46.5		2			
	4th Keith Person	GFC		16:32.0		1	6/109	3/20	2/72
1600M	1st Olds, Cole, VanWinkle, Frisk	GFC		3:22.2		5			
	2nd Freundsuh, Brown Shired, McKinlay	LIN		3:27.2		3			
	3rd Terry, Clayton Wardell, Larson	EOSC		3:27.1			5/114	0/20	3/75

GEORGE FOX COLLEGE/EOSC/LINFIELD TRIANGULAR MEET
Newberg, OR
April 26, 1980

GFC EOSC UP NNC

EVENT	PLACE	SCHOOL	TIME	DISTANCE	POINTS	GFC	EOSC	LIN
HAMMER	1st	Steve Curtis	GFC	155'4½"	5	5/5	0/0	6/6
	2nd	Mike Dotson	LIN	144'8½"	3			
	3rd	J.C. Lucto	LIN	142'10½"	2			
	4th	Martin Jaqua	LIN	135'9½"	1			
400m	1st	Olds, Frick						
		H. Reynolds, Anders	GFC	43.0	5			
	2nd	Freundschuh, Drake						
		Adkins, Evergin	LIN	43.2	3	5/10	0/0	3/9
10,000m	1st	Jim Bright	GFC	32:11.4	5			
	2nd	Jack Winters	GFC	34:08.7	3			
	3rd	John Burke	EOSC	37:26.4	2			
	4th	Mike McCauley	EOSC	37:44.75	1	8/18	3/3	0/9
JAVELIN	1st	Bob Gasteel	LIN	189.7"	5			
	2nd	John Ernst	LIN	189	3			
	3rd	Scott Wegner	LIN	178.11"	2			
	4th	Holbrook	GFC		1	1/19	0/3	10/19
POLE	1st	Bruce Oberst	GFC	13'0"	5			
VAULT	2nd	Brent Heydel	GFC	12'8"	3			
	3rd	Dave Wilkinson	GFC	10'6"	2	10/29	0/3	0/15
SHOT PUT	1st	Martin Jaqua	LIN	46'3"	5			
	2nd	Mike Dotson	LIN	43'0"	3			
	3rd	Charles Kearan	GFC	40'5"	2	3/32	0/3	8/27
	4th	Steve Curtis	GFC	41'4"	1			
HIGH JUMP	1st	Tom Snook	EOSC	6'6"	5			
	2nd	Winchell Jonas	LIN	6'4"	3			
	3rd	Glenn Klassen	EOSC	6'4"	2	0/32	7/10	4/31
	4th	Steve Tyler	LIN	6'4"	1			
3000m STEPLECHASE	1st	Steve Stuart	GFC	9:37.2	5			
	2nd	Tim Rockholz	GFC	9:46.6	3	8/40	0/12	0/31
	3rd	John Kerfoot	EOSC	11:05.0	2			
LONG JUMP	1st	Bob Quiring	GFC	21'10"	5			
	2nd	Mark Rennolds	GFC	21'9"	3			
	3rd	Joe / Ellings	LIN	21'8"	2	8/48	0/12	3/34
	4th	Reed	LIN	21'2"	1			
1500m	1st	Wendall Otto	GFC	3:59.3	5	8/56	0/12	0/34
	2nd	Keith Pearson	GFC	4:05.5	3			

GEORGE FOX COLLEGE/EOSC/LINFIELD TRIANGULAR MEET

EVENT	PLACE	TIME	SCHOOL	TIME	DISTANCE	POINTS	GPC	EOSC EOSC	LIN
400m	1st	Tom VanWinkle	GPC	51.3		5			
	2nd	Tim Olds	GPC	51.3		3			
	3rd	Gary Howe	LIN	51.9		2	8/64	1/13	2/35
	4th	Mike Clayton	EOSC	52.8		1			
110 BH	1st	M. Reynolds	GPC	14.8		5			
	2nd	B. Swafford	GPC	14.8		3			
	3rd	R. Frisk	GPC	15.1		2			
	4th	R. Wardell	EOSC	15.7		1	10/74	1/14	0/36
100m	1st	David Freundsichuh	LIN	10.8		5			
	2nd	Mark Reynolds	GPC	11.1		3			
	3rd	Rob Hall	LIN	11.3		2			
	4th	T. Fourniehr	LIN	11.7		1	3/77	0/14	8/45
800m	1st	John Cole	GPC	1:54.6		5			
	2nd	Antoine Shired	LIN	1:55.3		3			
	3rd	Wendell Otto	GPC	1:56.7		2			
	4th	Mark Brown	LIN	1:57.6		1	7/80	0/14	4/48
400m BH	1st	Rick Frisk	GPC	53.5		5			
	2nd	Duane Swafford	GPC	54.0		3			
	3rd	Ryan Wardell	EOSC	54.4		2			
	4th	Tom McKinlay	LIN	55.5		1	8/92	1/15	1/49
200m	1st	Dave Freundsichuh	LIN	22.0		5			
	2nd	Mark Reynolds	GPC	22.4		3			
	3rd	Landy Drake	LIN	22.5		2			
	4th	Mike Clayton	EOSC	23.3		1	3/95	1/17	7/58
TRIPLE JUMP	1st	Dave Delap	LIN	47.5		5			
	2nd	Mike Evergin	LIN	45.0		3			
	3rd	Dave Wilkinson	GPC	41.1		2			
	4th	Mike Minturn	LIN	41.6		1	2/97	0/17	9/65
DISCUS	1st	Charlie Keeran	GPC	155'1"		5			
	2nd	Martin Jaqua	LIN	152'3"		3			
	3rd	Mike Dotson	LIN	130'5"		2			
	4th	Steve Curtis	GPC	121'0"		1	6/103	0/17	5/70
5000m	1st	Steve Stuart	GPC	15:18.2		5			
	2nd	Don Stearns	EOSC	15:22.8		3			
	3rd	Mark Andersen	LIN	15:46.5		2			
	4th	Keith Person	GPC	16:32.0		1	6/109	3/20	2/12
1600M	1st	Olds, Cole, VanWinkle, Frisk	GPC	3:22.2		5			
	2nd	Freundsichuh, Brown Shired, McKinlay	LIN	3:27.2		3			
	3rd	Yerry, Clayton Wardell, Larson	EOSC	3:27.1		1	5/114	0/20	3/75

N.A.I.A. DISTRICT 2 TRACK & FIELD CHAMPIONSHIPS---May 9-10, 1980
 Maxwell Field---Linfield College---McMinnville, Oregon

DISCUS

Entry	Team	1st	2nd	3rd	4th	5th	6th
Kerry Green	OCE	147-11	148-11½	<u>156-0</u>	SCR	SCR	<u>158-5</u>
Martin Jaqua	LINF	<u>154-5</u>	<u>160-10½</u>	SCR	149-6½	151-5½	SCR
Charlie Keeran	GF	SCR	164-8	<u>165-½</u>	145-5	147-6	156-11
Paul Brown	SOSC	140-8½	<u>144-5½</u>	139-9	114-6	SCR	135-5
Don Backman	WILL	<u>143-11</u>	141-8½	SCR	123-2	SCR	129-½
David Endholm	OIT	126-4	SCR	122-11			
Kenny Sacht	SOSC	<u>133-5½</u>	129-½	111-½	129-4½	128-7½	133-5
Jim Tipler	SOSC	<u>134-3½</u>	130-5½	134-0	125-3½	124-6½	SCR
Dave Saranto	NWN	<u>130-7</u>	SCR	SCR	SCR	118-1½	119-5½
Chris Friday	L-C	SCR	SCR				

EVENT RESULTS:

1. Charlie Keeran	GF	<u>165-½</u>
2. Martin Jaqua	LINF	160-10½
3. Kerry Green	OCE	156-0
4. Paul Brown	SOSC	144-5½
5. Don Backman	WILL	143-11
6. Jim Tipler	SOSC	134-3½
7. Kenny Sacht	SOSC	133-5½
8. Dave Saranto	NWN	130-7

*Standards
 wait longer
 for mark to set*

N.A.I.A. DISTRICT 2 TRACK & FIELD CHAMPIONSHIPS---May 9-10, 1980
 Maxwell Field---Linfield College---McMinnville, Oregon

LONG JUMP

Entry	Team	1st	2nd	3rd	4th	5th	6th
Greg Hansen	WILL	19-11 $\frac{1}{2}$	21-2	21-8	<u>22-9$\frac{1}{4}$</u>	SCR	SCR
Bob Diehm	NWN	SCR	20-7	SCR	SCR	SCR	<u>21-1</u>
Dave Delap	LINF	SCR	20-24 $\frac{3}{4}$	20-5 $\frac{1}{4}$	<u>20-7$\frac{3}{4}$</u>	SCR	SCR
Dave Pullin	L-C	19-24 $\frac{3}{4}$	<u>19-7$\frac{1}{2}$</u>	SCR	---	---	---
Bob Quiring	GF	19-2 $\frac{1}{2}$	20-8	<u>20-11$\frac{1}{4}$</u>	20-6	<u>21-0</u>	SCR
Curtis Goetsch	LINF	SCR	<u>19-5$\frac{3}{4}$</u>	19-2 $\frac{1}{2}$	---	---	---
Mark Reynolds	GF	21-5 $\frac{1}{4}$	<u>21-8$\frac{3}{4}$</u>	didn't jump SCR	<u>21-3$\frac{3}{4}$</u>	21-0	didn't jump SCR
Joe Ellings	LINF	20-8 $\frac{3}{4}$	20-8	<u>21-4$\frac{3}{4}$</u>	20-9 $\frac{1}{2}$	SCR	SCR
Felix Okoro	OCE	<u>19-6$\frac{3}{4}$</u>	SCR	SCR	---	---	---
Tom Pierce	LINF	<u>21-4$\frac{1}{2}$</u>	20-8	SCR	SCR	SCR	SCR
Rob Cloud	GF	20-8	SCR	19-4 $\frac{1}{2}$	20-3 $\frac{1}{2}$	<u>21-7</u>	SCR
Curt Carrigan	OIT	SCR	SCR	SCR	---	---	---

EVENT RESULTS :

1) Greg Hansen	WILL	22-9 $\frac{1}{4}$
2) Mark Reynolds	GF	21-8 $\frac{3}{4}$
3) Joe Ellings	LINF	21-4 $\frac{3}{4}$
4) Tom Pierce	LINF	21-4 $\frac{1}{2}$
5) Rob Cloud	GF	21-3
6) Bob Diehm	NWN	21-13/4

7 Bob Quiring

21-0

N.A.I.A. DISTRICT 2 TRACK & FIELD CHAMPIONSHIPS --- MAY 9-10, 1980
Maxwell Field --- Linfield College --- McMinnville, Oregon

10,000 METERS

1.	Don Stearns	EOSC	30:59.81	
2.	Bill Yeoman	SOSC	31:00.8	
3.	Tim Rochholz	GF	31:57.0	PR
4.	Jim Bright	GF	32:32.37	PR
5.	Bill Pewen	SOSC	32:59.04	
6.	Stu Vincent	L-C	33:04.08	
7.	Ken White	SOSC	33:08.06	
8.	Charles Shrewsbury	SOSC	34:10.0	
9.	Rob Redman	WILL	Did Not Finish	
10.				
11.				
12.				
13.				
14.				
15.				

1950-1951 Season
 1st Division

Rank	Revised Order of Finish	Time	Club
1	1.	14.0	WILL
2	2.	14.0	L&C
3	3.	14.0	GF
4	6.	15.0	WV
5	5.	15.0	GC
6	4.	15.0	SOSC
7	7.	17.0	SOSC
8	8.	18.0	GF
9	9.	18.0	GF
10	10.	18.0	GF
11	11.	18.0	GF
12	12.	18.0	GF
13	13.	18.0	GF
14	14.	18.0	GF
15	15.	18.0	GF
16	16.	18.0	GF
17	17.	18.0	GF
18	18.	18.0	GF
19	19.	18.0	GF
20	20.	18.0	GF

* Per Coaches
 Jury Decision

GF - 3
 WU - 1
 SOSC - 0
 L - 0
 L&C - 3

- 1 - Gianneschi LC
- 2 - Frisk GFC
- 3 - Calhoun LC
- 4 - Ouster WU
- 5 - Reynolds GFC
- 6 - Fergezen LC
- 7 - Swafford GFC
- 8 - Wardell SOSC

PRADA PUBLISHING

* Per Meet
Director's
directions

100 Series

GF -	2
WU -	3
SOSC -	0
L -	3
L&L -	0

1.	Leo Moran	11.0	LINX
2.	MacL. Reynolds	11.2	CE
3.	Greg Hansen	11.2	WILL
4.	Andy Gappert	11.3	OGH
5.	Jim Farrell	11.4	WILL
6.	O'Dell Woodson	11.5	BIT
7.	Mike Pina	12.0	ECSC

N.A.I.A. DISTRICT 2 TRACK & FIELD CHAMPIONSHIPS --- MAY 9-10, 1980
 Maxwell Field --- Linfield College --- McMinnville, Oregon

400 METERS
 Inter. Hurdles

QUALIFYING HEATS

FRIDAY RESULTS

Heat I

Doug Ousterhout	WILL	54.7
Jim Terry	EOSC	55.1
Rick Frisk	GF	55.7
Rick Fergesen	L-C	55.9
Dan Cripps	SOSC	57.1

Heat II

Tim Gilbert	NWN	53.6
Ryan Wardell	EOSC	55.1
Greg Calhoun	L-C	55.5
Duane Swafford	GF	56.4
John Elder	OCE	58.8

1	Fergesen	LC
2	Calhoun	LC
3	Terry	EOSC
4	Oust	WU
5	Gilbert	NWC
6	Wardell	EOSC
7	Frisk	GF
8	Swafford	GF

GF	- 2
WU	- 1
SOSC	- 0
L	- 0
L & C	- 2

N.A.I.A. DISTRICT 2 TRACK & FIELD CHAMPIONSHIPS --- MAY 9-10, 1980
Maxwell Field --- Linfield College --- McMinnville, Oregon

200 METERS

* TRIALS *

QUARTERFINALS

Heat I

1. Dave Freunds Schuh	LINF	22.1
2. Mark Reynolds	GF	22.8
3. Ken Bush	NWN	22.8
4. Bill Houser	WILL	22.9
5. Mike Clayton	EOSC	23.5
6. James Stone	OIT	23.5

Heat II

1. Monte Anders	GF	22.5
2. Scott Riggs	SOSC	22.8
3. Mark Darnedde	WILL	23.0
4. Randy Drake	LINF	23.2
5. Mathew Hall	OIT	23.2
6. Rob Cloud	GF	24.0
7. Mike Pina	EOSC	24.8

HEAT III

1. Karry Cameron	PAC	22.7
2. Leo Sloan	LINF	22.9
3. Tim Sherman	GF	22.9
4. Don Ebert	SOSC	23.0
5. Sulayman Njie	NWN	23.4
6. Larry Butson	OCE	23.7
7. Robert Hall	LINF	Disq- False Start

N.A.I.A. DISTRICT 2 TRACK & FIELD CHAMPIONSHIPS --- MAY 9-10, 1980
Maxwell Field --- Linfield College --- McMinnville, Oregon

STEEPLECHASE

1.	Joe Cramer	SOSC	9:15.45
2.	Jose Renteria	SOSC	9:20.0
3.	Tim Rutledge	WILL	9:21.52
4.	Wendell Otto	GF	9:22.5
5.	Brock Roberts	L-C	9:23.2
6.	Rich Recker	L-C	9:23.7
7.	Tom Nist	L-C	9:37.7
8.	Mark Holmlund	WILL	9:55.5
9.	Scott Maryott	LINF	11:27.6

N.A.I.A. DISTRICT 2 TRACK & FIELD CHAMPIONSHIPS --- MAY 9-10, 1980
Maxwell Field --- Linfield College --- McMinnville, Oregon

200 METERS

SEMI-FINALS

Heat I

1.	Dave Freunds Schuh	LINF	22.1
2.	Mark Reynolds	GF	22.5
3.	Tim Sherman	GF	22.8
4.	Scott Riggs	SOSC	22.8
5.	Randy Drake	LINF	22.8
6.	Mark Darnedde	WILL	23.2

Heat II

1.	Monte Anders	GF	22.7
2.	Farry Cameron	PAC	22.8
3.	Ken Bush	NWN	22.9
4.	Leo Sloan	LINF	23.0
5.	Don Ebert	SOSC	23.1
6.	Bill Houser	WILL	23.1

200 Final

1	Riggs	SOSC
2	Sherman	GF
3	Cameron	P
4	Anders	GF
5	Fren	L
6	Reynolds	GF
7	Bush	NNC
8	Sloan	L

GF - 3
WU - 0
SOSC - 1
L - 2
L&L - 0

NATIONAL ASSOCIATION OF INTERCOLLEGIATE ATHLETICS



District 2 Track & Field Championships

Linfield College

McMinnville, Oregon

26th ANNUAL

MAY 9-10, 1980

Official Program 50¢

MEET OFFICIALS

Meet Director:	Neal Tremble
Referee:	Coaches Jury
Clerk:	John Drews
Starter:	Steve Hayes
Recall Starter:	Steve Koch
Head Timer:	Robert Newmark
Head Finish Judge:	Brian Holland
Chief Inspector/Marshal:	Scott Mosher
Hammer:	Steve Hayes
Discus:	Jim Jaqua
Long Jump:	Mike Minturn
High Jump:	Matt Weatherall
Triple Jump:	Mike Minturn
Shot Put:	Jay Brigham
Javelin:	Debbie Fiefield
Pole Vault:	Kyle Tarpenning
Race Walk Judges:	Jim Bean, Bob Korn, Chuck Howard, Rob Frank, Don Jacobs, John McCabe
Awards Presentation:	Glory Ann Sey
Public Address:	Larry Skinner
Meet Scorer:	Steve Davis

PAST DISTRICT 2 CHAMPIONS

1955	Lewis & Clark	Eldon Fix
1956	Lewis & Clark	Eldon Fix
1957	Lewis & Clark	Eldon Fix
1958	Lewis & Clark	Eldon Fix
1959	Lewis & Clark	Eldon Fix
1960	Portland State	Ralph Davis
1961	Portland State	Ralph Davis
1962	Southern Oregon	Dan Bulkley
1963	Southern Oregon	Dan Bulkley
1964	Southern Oregon	Dan Bulkley
1965	Lewis & Clark	Eldon Fix
1966	Lewis & Clark	Eldon Fix
1967	Lewis & Clark	Eldon Fix
1968	Lewis & Clark	Eldon Fix
1969	Lewis & Clark	Eldon Fix
1970	Oregon College of Ed.	Don Spinas
1971	Oregon College of Ed.	Don Spinas
1972	Oregon College of Ed.	Don Spinas
1973	Oregon College of Ed.	Don Spinas
1974	Oregon College of Ed.	Don Spinas
1975	Linfield	John Knight
1976	Linfield	John Knight
1977	Lewis & Clark	Eldon Fix
1978	Southern Oregon	Stan Goodell
1979	George Fox	Rich Allen

SCHEDULE OF EVENTS

FRIDAY

Long Jump finals	1:30
Discus finals	1:30
10,000 meter finals	1:30
110 meter Hurdle trials	2:15
400 meter trials	2:30
100 meter trials	2:45
800 meter trials	3:00
400 meter Hurdle trials	3:15
200 meter trials	3:30
Steeplechase finals	3:45

SATURDAY*

Hammer	11:30
10,000 meter Walk	12:20
Pole Vault	12:30
Javelin	1:00
Shot Put	1:00
High Jump	1:00
Triple Jump	1:00
440 yard Relay	1:30
1,500 meters	1:40
110 meter Hurdles	1:50
400 meters	2:00
100 meters	2:10
800 meters	2:20
400 meter Hurdles	2:30
200 meters	2:40
5,000 meters	2:50
Mile Relay (4 x 440 yds.)	3:10

* All Saturday events finals

MEET SCORING

First Place ...	10 points
Second Place ..	8 points
Third Place ...	6 points
Fourth Place ..	4 points
Fifth Place ...	2 points
Sixth Place ...	1 point

NATIONAL CHAMPIONSHIPS

The 1980 National Association of Inter-Collegiate Athletics (NAIA) Track and Field championships will be held at Abilene Christian College, Abilene, Texas, May 22-24.

NUMERICAL
LIST OF COMPETITORS

EASTERN OREGON

Coach: Gary L. Feasel

- 1 John Burke
- 2 Mike Clayton
- 3 David James
- 4 John Kerfoot
- 5 Glenn Klaassen
- 6 Jim Larson
- 7 Mike McCauley
- 8 Tim Morlock
- 9 Mike Pina
- 10 Tom Snook
- 11 Don Stearns
- 12 Jim Terry
- 13 Ryan Wardell
- 14 Lanny Wilbur

GEORGE FOX COLLEGE

Coach: Rich Allen

- 15 Monte Anders
- 16 Jim Bright
- 17 Tony Carson
- 18 Rob Cloud
- 19 John Cole
- 20 Steve Curtis
- 21 Rick Frisk
- 22 Brent Heydel
- 23 Larry Holbrook
- 24 Charlie Keeran
- 25 Roger Miller
- 26 Bruce Oberst
- 27 Tim Olds
- 28 Wendell Otto
- 29 Keith Pearson
- 30 Bob Quiring
- 31 Kelly Reynolds
- 32 Mark Reynolds
- 33 Tim Rochholz
- 34 Tim Sherman
- 35 Nolan Smith
- 36 Steve Stuart
- 37 Duane Swafford
- 38 Tom VanWinkle
- 39 Dave Wilkinson
- 40 Jack Winter

LEWIS & CLARK

Coach: Eldon Fix

- 41 Tony Biegler
- 42 Greg Calhoun
- 43 Harry Carson
- 44 Dave Dobrinski
- 45 Dennis Earnshaw
- 46 Rick Fergesen
- 47 Tim French
- 48 Chris Friday
- 49 Marc Gianneschi
- 50 Charley Hart
- 51 Jon Hensley
- 52 Todd Lovell
- 53 Tom Nist
- 54 Dave Pullin
- 55 Rich Recker
- 56 Brock Roberts
- 57 Tim Robertson
- 58 Sam Shick
- 59 Eric Shirley
- 60 Dave Snyder
- 61 Joel Stamp
- 62 Joe Uyehara
- 63 Stu Vincent

NORTHWEST NAZARENE COLLEGE

Coach: Paul Taylor

- 64 Ken Bush
- 65 Gary Diffie
- 66 Bob Diehm
- 67 Tim Gilbert
- 68 Larry Goodwin
- 69 Roger Houser
- 70 Tim McIntire
- 71 Shane Miller
- 72 Sulayman Njie
- 73 Tom Roehm
- 74 Tom Rowen
- 75 David Saranto
- 76 Alan Tegethoff
- 77 Sherman Wafer
- 78 Dennis Wikoff
- 79 Ray Wolverton
- 80 Greg Yeend
- 81 Doug Scarth

OREGON COLLEGE OF EDUCATION

Coach: Lou DeLoretto

- 82 Dan Baldwin
- 83 Tim Beckley
- 84 Kevin Brophy
- 85 Andy Capperault
- 86 Ron Chappel
- 87 Daryl Cooper
- 88 Randy Coxen
- 89 John Elder
- 90 Dirk French
- 91 Kerry Green
- 92 David Hahn
- 93 Marty Johnson
- 94 Scott Jacob
- 95 Tom King
- 96 Kevin Leader
- 97 Tim O'Malley
- 98 Moibi Okoro (Felix)

OREGON INSTITUTE OF TECHNOLOGY

Coach: Ross Cariaga

- 99 Gary Bales
- 100 Curt Carrigan
- 101 Dugan Coburn
- 102 Len Dianovich
- 103 Charles Eaton
- 104 David Engalholm
- 105 Andy Greatwood
- 106 Mathew Hall
- 107 Mike Jennings
- 108 Rod Kolkow
- 109 Jim Miller
- 110 Mike Merrigan
- 111 Brian Piercy
- 112 Jeff Schmidt
- 113 Gorden Smith
- 114 James Stone
- 115 O'Dell Wooden
- 116 Randy Workman
- 117 Craig Wormington

(List of Competitors Continued)

PACIFIC UNIVERSITY

Coach: Jim Weber

118 Jon Acord
119 Vance Brown
120 Karry Cameron
121 Mark Christensen
122 Mark Cleary
123 Dan Grubb
124 Ben Inman
125 Mark Massey
126 Shawn Murray
127 Calvin Myles
128 Tom Williams

SOUTHERN OREGON STATE COLLEGE

Coach: Mike Davey

129 Kevin Aguirre
130 Sam Benson
131 Paul Brown
132 Rich Caldwell
133 Brad Cohan
134 Marty Cloud
135 Joe Cramer
136 Dan Cripps
137 Kelly Davis
138 Mike Davis
139 Don Ebert
140 James Kelly
141 Sandee Kesinger
142 Steve Linn
143 Marc Mandershied
144 Harry Mauch
145 Marvin Mercer
146 Bill Pewen
147 Jose Renteria
148 Scott Riggs
149 Ken Sacht
150 Charlie Shrewsbury
151 Paul Smith
152 Jim Tipler
153 Ken White
154 Dan Williams
155 Bill Yeoman

WILLAMETTE UNIVERSITY

156 Don Backman
157 Brian Bean
158 Eric Brown
159 Rob Craig
160 John Davenport
161 Mark Dervedde
162 Craig Dingman
163 Jim Farrell
164 David Fleming
165 Jon Gabriel
166 Greg Hansen
167 Mark Holmlund
168 Bill Houser
169 Rick LaGreide
170 Doug Ousterhout
171 Rob Redman
180 Ross Roberts
181 Tim Rutledge
182 Matt Seils
183 Bill Sherrod
184 David Skoglund
185 Scott Wallace

LINFIELD COLLEGE

Coach: Neal Tremble

186 John Adkins
187 Mark Andersen
188 Mark Brown
189 Rob Casteel
190 Greg Caster
191 Dave DeLap
192 Michael Dotson
193 Kent Dorsey
194 Randy Drake
195 Joe Ellings
196 John Ernst
197 Mike Evergin
198 David Freunds Schuh
199 Curtis Goetsch
200 Robert Hall
201 Randy Hayes
202 Seth Hodges
203 Gary Howe
204 Martin Jaqua
205 Winchell Jonas
206 John Kraus
207 J. C. Luoto
208 Jim Livermore
209 Scott Maryott
210 Tom McKinley
211 Tom Pierce
212 Lynn Reed
213 Johnathan Shaw
214 Antoine Shired
215 Leo Sloan
216 Steve Tyner
217 Scott Wegner

Additional Entries

218	Dan Blyfus	(OCE)
219	Craig Harris	(NWN)
220	Kerry Fagerberg	(L-C)
221	Larry Butson	(OCE)

NAIA QUALIFYING STANDARDS

* 1980 *

EVENT	National Championships		District II championships
	Auto Timing	Hand Timing	
100 Meters	10.6	10.4	11.2
100 Yards	9.8	9.6	N/A
200 Meters	21.7	21.5	22.9
220 Yards	21.9	21.6	N/A
400 Meters	47.5	47.3	50.6
440 Yards	47.8	47.6	N/A
800 Meters		1:51.3	1:57.5
880 Yards		1:51.9	N/A
1500 Meters		3:48.9	4:04.1
Mile		4:07.2	N/A
5000 Meters		14:38.1	15:25.4
3 Miles		14:07.4	N/A
10,000 Meters		30:57.7	33:39.2
6 Miles		29:52.7	N/A
Steeplechase		9:11.2	9:41.8
110 Meter H.H.		14.5	15.5
120 Yard H.H.		14.5	N/A
400 Meter I.H.	52.7	52.5	55.8
440 Yard I.H.	53.0	52.8	N/A
Long Jump		23-11	21-7
Triple Jump		48-5	44-1
High Jump		6-8	6-2
Pole Vault		15-4	12-11
Shot Put		53-11	46-6
Discus		166-6	140-7
Javelin		212-7	191-0
Hammer		160-10	133-6
Decathlon		6,759	N/A
10,000 Walk		51:04.0	N/A
440 Relay		41.6	N/A
Mile Relay		3:13.2	N/A

EVENTS ALREADY COMPLETED

MARATHON

Run Feb. 23, at Seaside, Ore.

1979 Winner: Tim Rutledge, WU 2:31:27

1.	Bill Pewen	SOSC	2:35:01
2.	Jim Bright	GF	2:39:18
3.	Rob Redmon	WU	2:40:35
4.	Jack Winter	GF	2:50:27
5.	Dave Snyder	L-C	2:52:31
6.	Matt Wells	Pacific	2:54:38

DECATHLON

April 21-22 at Lewis & Clark

1979 Winner: Dave Pullin, L-C, 6,518 pts.

1.	Dave Pullin	L-C	6,959 pts.
2.	Greg Hansen	WU	6,605 pts.
3.	John Davenport	WU	6,125 pts.
4.	Ken Sacht	SOSC	5,996 pts.
5.	Bruce Oberst	GF	5,513 pts.
6.	Steve Linn	SOSC	5,427 pts.
7.	Randy Hayes	LIN	5,238 pts.
8.	Dave Wilkinson	GF	5,007 pts.

Event Scores:

George Fox	12
Southern Oregon	10
Willamette	6
Lewis & Clark	2
Pacific	1

1. DISCUS

1:30 FRIDAY

District Record: 170-11

Harold Yriatre, SOSC, 1969

1979 Winner: 154-9

Matt Beddoe, L & C

91	Kerry Green	OCE	159-9	149	Ken Sacht	SOSC	135-6
204	Martin Jaqua	LIN	156-2	62	Joe Uyehara	L-C	135-1
24	Charlie Keeran	GF	155-1	152	Jim Tipler	SOSC	133-5
131	Paul Brown	SOSC	141-5	159	Rob Craig	WIL	133-3
156	Don Backman	WIL	139-6	48	Chris Friday	L-C	131-6
74	Tom Rowen	NWN	138-11	20	Steve Curtis	GF	125-2
104	David Engalholm	OIT	136-0	25	Roger Miller	GF	124-4

2. LONG JUMP

1:30 FRIDAY

District Record: 23-11 1/2

Karl Koenig, OCE, 1978

1979 Winner: 22-10

Greg Hansen, Willamette

166	Greg Hansen	WIL	23-2½	98	Felix Okora	OCE	21-7½
191	Dave DeLap	LIN	21-10	211	Tom Pierce	LIN	21-7
54	Dave Pullin	L-C	21-10	100	Curt Carrigan	OIT	21-6
30	Bob Quiring	GF	21-9	212	Lynn Reed	LIN	21-5
199	Curtis Goetsch	LIN	21-9½	57	Tim Robertson	L-C	21-5½
32	Mark Reynolds	GF	21-9	18	Rob Cloud	GF	21-7
195	Joe Ellings	LIN	21-8				

3. 10,000 METER RUN

1:30 FRIDAY

District Record: 30:53.2

Dave Molstad, GF, 1978

1979 Winner: 31:18.0

Bill Yeoman, SOSC

155	Bill Yeoman	SOSC	31:19.0	11	Don Stearns	EOSC	NT
181	Tim Rutledge	WIL	31:28.6	218	Dan Blyfus	OCE	NT
187	Mark Anderson	LIN	31:44.0	146	Bill Pewen	SOSC	NT
16	Jim Bright	GF	32:11.4	150	Charlie Shrewsbury	SOSC	NT
33	Tim Rochholz	GF	32:18.3	153	Ken White	SOSC	NT
61	Joel Stamp	L-C	33:20.6	171	Rob Redman	WIL	34:50.2
63	Stu Vincent	L-C	33:26.7	167	Mark Holmlund	WIL	NT
40	Jack Winter	GF	34:08.7				

4. STEEPLECHASE

3:45 FRIDAY

District Record: 8:53.9

Kelley Jensen, SOSC, 1978

1979 Winner: 8:58.4

Steve Blikstad, George Fox

169	Rick LaGreide	WIL	9:10.2	36	Steve Stuart	GF	9:37.2
55	Rich Recker	L-C	9:19.0	167	Mark Holmlund	WIL	9:39.1
53	Tom Nist	L-C	9:23.2	90	Dirk French	OCE	9:44.9
181	Tim Rutledge	WIL	9:23.5	209	Scott Maryott	LIN	NT
28	Wendall Otto	GF	9:23.9	11	Don Stearns	EOSC	NT
56	Brock Roberts	L-C	9:28.6	99	Gary Bales	OIT	NT
147	Jose Renteria	SOSC	9:33.0	153	Ken White	SOSC	9:51.5
135	Joe Cramer	SOSC	9:34.0				

5. HAMMER THROW

11:30 SATURDAY

District Record: 168-11 Scott Burkhart, L-C, 1975
 1979 Winner: 164-2 Steve Hayes, Linfield

20	Steve Curtis	GF	155-4	152	Jim Tipler	SOSC	137-5
207	J. C. Luoto	LIN	150-4	190	Greg Caster	LIN	136-9
44	Dave Dobrinski	L-C	146-8	35	Nolan Smith	GF	134-5
192	Michael Dotson	LIN	146-7	47	Tim French	L-C	130-0
204	Martin Jaqua	LIN	141-8	159	Rob Craig	WIL	130-0
45	Dennis Earnshaw	L-C	140-8	105	Andy Greatwood	OIT	130-0
86	Ron Chappel	OCE	138-6	145	Marvin Mercer	SOSC	123-1
149	Ken Sacht	SOSC	137-6½	25	Roger Miller	GF	109-6

6. 10,000 METER WALK

12:30 SATURDAY

District Record: 48:35.5 Sam Shick, L-C, 1979
 1979 Winner: 48:35.5 Sam Shick, L-C, 1979

58	Sam Shick	L-C	50:36.0	211	Tom Pierce	LIN	NTA
41	Tony Biegler	L-C	1:04:16.2	202	Seth Hodges	LIN	NTA
50	Charlie Hart	L-C	NTA	35	Nolan Smith	GF	NTA
60	Dave Snyder	L-C	NTA	40	Jack Winter	GF	NTA
171	Rob Redman	WIL	NTA	150	Charlie Shrewsbury	SOSC	NTA
1	John Burke	EOSC	NTA	136	Dan Cripps	SOSC	NTA
4	John Kerfoot	EOSC	NTA	153	Ken White	SOSC	NTA
78	Dennis Wikoff	NWN	NTA				

7. POLE VAULT

12:30 SATURDAY

District Record: 15-7 Dave McDonald, GF, 1969
 1979 Winner: 14-6 Greg Shewbert, OCE

75	Dave Saranto	NWN	14-6	121	Mark Christensen	PAC	13-0
166	Greg Hansen	WIL	14-0	193	Kent Dorsey	LIN	13-0
80	Greg Yeend	NWN	14-0	165	Jon Gabriel	WIL	13-0
96	Kevin Leader	OCE	14-0	22	Brent Heydel	GF	12-11
130	Sam Bensen	SOSC	13-6	93	Marty Johnson	OCE	12-11
26	Bruce Oberst	GF	13-6	149	Ken Sacht	SOSC	11-10
101	Dugan Coburn	OIT	13-0				

8. JAVELIN

1:00 SATURDAY

District Record: 249-6 Tony Grant, OIT, 1972
 1979 Winner: 224-1 Rob Casteel, Linfield

52	Todd Lovell	L-C	223-7	113	Gordy Smith	OIT	196-3
189	Rob Casteel	LIN	218-7	201	Randy Hayes	LIN	192-1
116	Randy Workman	OIT	205-4	95	Tom King	OCE	189-9
217	Scott Wegner	LIN	204-0	131	Paul Brown	SOSC	189-6
76	Alan Tegethoff	NWN	203-7	17	Tony Carson	GF	188-2
23	Larry Holbrook	GF	202-6	184	David Skoglund	WIL	186-9
196	John Ernst	LIN	199-8	160	John Davenport	WIL	185-3
62	Joe Uyehara	L-C	199-2	3	David James	EOSC	172-8
31	Kelly Reynolds	GF	197-7	140	Jim Kelly	SOSC	170-0
108	Rod Kolkow	OIT	197-2				

9. SHOT PUT

1:00 SATURDAY

District Record:
1979 Winner:56-5½
52-0Ken Patera, PSU, 1963
Brian Bean, WIL

157	Brian Bean	WIL	50-3½	220	Kerry Fagerberg	L-C	46-5
91	Kerry Green	OCE	49-2	145	Marvin Mercer	SOSC	46-1
48	Chris Friday	L-C	48-7½	104	David Engalholm	OIT	44-6
156	Don Backman	WIL	48-7	24	Charlie Keeran	GF	42-9
204	Martin Jaqua	LIN	46-8	20	Steve Curtis	GF	41-4
86	Ron Chappel	OCE	46-6	152	Jim Tipler	SOSC	41-0

10. HIGH JUMP

1:00 SATURDAY

District Record:
1979 Winner:6-8¼
6-7Tim Wright, L & C, 1970
Reggie Younger, EOSC

185	Scott Wallace	WIL	6-10	43	Harry Carson	L-C	6-4
54	Dave Pullin	L-C	6-8½	5	Glen Klaassen	EOSC	6-4
77	Sherman Wafer	NWN	6-8	117	Craig Wormington	OIT	6-4
30	Bob Quiring	GF	6-6½	118	John Acord	PAC	6-4
216	Steve Tyner	LIN	6-6¼	111	Brian Piercy	OIT	6-3
68	Larry Goodwin	NWN	6-6	82	Dan Baldwin	OCE	6-2½
10	Tom Snook	EOSC	6-6	142	Steve Linn	SOSC	6-2½
148	Scott Riggs	SOSC	6-6	162	John Gabriel	WIL	6-2½
205	Winchell Jonas	LIN	6-5	126	Shawn Murray	PAC	6-2
208	Jim Livermore	LIN	6-4¼	37	Duane Swafford	GF	6-0
160	John Davenport	WIL	6-4¼				

11. TRIPLE JUMP

1:00 SATURDAY

District Record:
1979 Winner:48-10¼
48-10¼Randy Jones, Pacific, 1979
Randy Jones, Pacific, 1979

77	Sherman Wafer	NWN	49-7	32	Mark Reynolds	GF	43-10
191	Dave Delap	LIN	47-6	35	Noland Smith	GF	43-6
213	Jonathon Shaw	LIN	47-½	183	Bill Sherrod	WIL	42-6½
66	Bob Diehm	NWN	46-11 3/4	83	Tim Beckley	OCE	42-3½
54	Dave Pullin	L-C	46-9½	39	Dave Wilkinson	GF	42-0
158	Eric Brown	WIL	46-6 3/4	140	Jim Kelly	SOSC	40-6
197	Mike Evergin	LIN	45-0	100	Curt Carrigan	OIT	ND
79	Ray Wolverton	NWN	44-2				

12. 440 YARD RELAY

1:30 SATURDAY

District Record:
1979 Winner:41.6
41.6George Fox (Reynolds, Seibert, Anders, Griffin) 1979
George Fox (Reynolds, Seibert, Anders, Griffin)

Linfield	42.1
Pacific	42.2
Willamette	42.5
George Fox	43.0
OCE	44.7
OIT	NT
NWN	NT
SOSC	NT

13. 1,500 METERS

1:40 SATURDAY

District Record: 3:49.7 Steve Hills, NNC, 1975

1979 Winner: 3:56.3 Wendall Otto, George Fox

164	David Fleming	WIL	3:51.3	55	Rich Recker	L-C	4:00.2
36	Steve Stuart	GF	3:54.35	33	Tim Rochholz	GF	4:01.1
169	Rick LaGreide	WIL	3:55.6	19	John Cole	GF	4:02.9
28	Wendall Otto	GF	3:56.73	135	Joe Cramer	SOSC	4:03.0
94	Scott Jacob	OCE	3:57.2	122	Mark Cleary	PAC	4:03.1
138	Mike Davis	SOSC	3:57.3	14	Lanny Wilbur	EOSC	4:03.2
206	John Kraus	LIN	3:57.7	181	Tim Rutledge	WIL	4:03.3
53	Tom Nist	L-C	3:59.5	29	Keith Pearson	GF	4:03.7
187	Mark Anderson	LIN	3:59.9	137	Kelly Davis	SOSC	4:07.3
51	John Hensley	L-C	4:00.1	99	Gary Bales	OIT	NT
162	Craig Dingman	WIL	4:00.1	154	Dan Williams	SOSC	NT

14. 110 METER HIGH HURDLES

1:50 SATURDAY

District Record: 14.0 Rick Fergesen, Lewis & Clark, 1977

1979 Winner: 14.6 Rick Fergesen, Lewis & Clark

170	Doug Ousterhout	WIL	14.6	54	Dave Pullin	L-C	15.5
42	Greg Calhoun	L-C	14.7	12	Jim Terry	EOSC	15.5
32	Mark Reynolds	GF	14.8	142	Steve Linn	SOSC	15.5
37	Duane Swafford	GF	14.8	125	Mark Massey	PAC	15.6
46	Rick Fergesen	L-C	14.9	219	Craig Harris	NWN	15.8
21	Rick Frisk	GF	15.1	212	Lynn Reed	LIN	16.0
49	Mark Gianneschi	L-C	15.2	89	John Elder	OCE	16.0
110	Mike Merrigan	OIT	15.3	133	Brad Cohan	SOSC	16.1
107	Mike Jennings	OIT	15.4	136	Dan Cripps	SOSC	16.2

15. 400 METERS

2:00 SATURDAY

District Record: 47.2 Carl Shaw, Linfield, 1976

1979 Winner: 48.1 Werner Seibert, George Fox

15	Monte Anders	GF	48.9	194	Randy Drake	LIN	50.2
182	Matt Seils	WIL	49.0	12	Jim Terry	EOSC	50.2
123	Dan Grubb	PAC	49.1	2	Mike Clayton	EOSC	50.4
13	Ryan Wardell	EOSC	49.2	38	Tom VanWinkle	GF	50.5
158	Eric Brown	WIL	49.4	188	Mark Brown	LIN	50.8
203	Gary Howe	LIN	49.8	27	Tim Olds	GF	51.3
170	Doug Ousterhout	WIL	49.9	70	Tim McIntire	NWN	51.7
166	Greg Hansen	WIL	49.9	59	Eric Shirley	L-C	51.8
124	Ben Inman	PAC	49.9	112	Jeff Schmidt	OIT	NT

16. 100 METERS

2:10 SATURDAY

District Record: 10.5

Greg Griffin, George Fox, 1977,1979

1979 Winner: 10.5

Greg Griffin, George Fox

198	David Freunds Schuh	LIN	10.3	72	Sullayman Njie	NWN	11.1
120	Karry Cameron	PAC	10.4	161	Mark Dervedde	WIL	11.1
215	Leo Sloan	LIN	10.5	64	Ken Bush	NWN	11.1
200	Robert Hall	LIN	10.5	32	Mark Reynolds	GF	11.1
166	Greg Hansen	WIL	10.6	221	Larry Butson	OCE	11.1
106	Mathew Hall	OIT	10.8	194	Randy Drake	LIN	11.1
182	Matt Seils	WIL	11.0	163	Jim Farrell	WIL	11.2
158	Eric Brown	WIL	11.0	34	Tim Sherman	GF	11.2
114	James Stone	OIT	11.0	139	Don Ebert	SOSC	11.25
151	Paul Smith	SOSC	11.0	57	Tim Robertson	L-C	11.3
85	Andy Capperault	OCE	11.1	129	Kevin Aquirre	SOSC	NT
168	Bill Houser	WIL	11.1	141	Sandee Kesinger	SOSC	NT
9	Mike Pina	EOSC	11.1	144	Harry Mauch	SOSC	NT
2	Mike Clayton	EOSC	11.1	134	Marty Cloud	SOSC	NT

17. 800 METERS

2:20 SATURDAY

District Record: 1:50.8

Bruce Vogel, OCE, 1972

1979 Winner: 1:54.0

Wendell Otto, G-F

214	Antoine Shired	LIN	1:53.3	188	Mark Brown	LIN	1:65.9
19	John Cole	GF	1:54.6	51	John Hensley	LC	1:57.3
162	Craig Dingman	WIL	1:55.3	128	Tom Williams	PAC	1:57.4
71	Shane Miller	NWN	1:55.5	27	Tim Olds	GF	1:57.6
138	Mike Davis	SOSC	1:55.6	119	Vance Brown	PAC	1:57.6
28	Wendell Otto	GF	1:55.7	97	Tim O'Malley	OCE	1:57.6
36	Steve Stuart	GF	1:56.06	137	Kelly Davis	SOSC	1:58.0
29	Keith Pearson	GF	1:56.07	65	Gary Diffie	NWN	1:58.2
206	John Kraus	LIN	1:56.2	69	Roger Houser	NWN	1:59.0
15	Monte Anders	GF	1:56.5	109	James Miller	OIT	2:00.0
53	Tom Nist	LC	1:56.6	135	Joe Cramer	SOSC	2:00.4
180	Ross Roberts	WIL	1:56.6	26	Bruce Oberst	GF	2:00.5
81	Doug Scarth	NWN	1:56.7	6	Jim Larson	EOSC	2:01.0
73	Tom Roehm	NWN	1:56.8	154	Dan Williams	SOSC	NT

18. 400 METER INTERMEDIATE HURDLES

2:30 SATURDAY

District Record: 52.1

Tim Gilbert, NWN, 1978

1979 Winner: 52.8

Ryan Wardell, EOSC

170	Doug Ousterhout	WIL	52.5	12	Jim Terry	EOSC	55.4
67	Tim Gilbert	NWN	53.1	49	Marc Gianneschi	LC	55.7
21	Rick Frisk	GF	53.5	219	Craig Harris	NWN	56.6
210	Tom McKinlay	LIN	53.5	132	Rich Caldwell	SOSC	58.5
13	Ryan Wardell	EOSC	53.5	136	Dan Cripps	SOSC	59.9
46	Rick Fergesen	LC	53.6	149	Ken Sacht	SOSC	NT
42	Greg Calhoun	LC	53.9	87	Darrell Cooper	OCE	1:01.0
37	Duane Swafford	GF	54.0	110	Mike Merrigan	OIT	NT
158	Eric Brown	WIL	55.2	107	Mike Jennings	OIT	NT

19. 200 METERS

2:40 SATURDAY

District Record: 21.1

Keith Shriver, LIN, 1969 &
Mike Burt, PAC, 1976
Greg Griffin, GF

1979 Winner: 21.6

198	David Freunds Schuh	LIN	21.6	15	Monte Anders	GF	22.6
148	Scott Riggs	SOSC	22.0	34	Tim Sherman	GF	22.6
120	Karry Cameron	PAC	22.1	161	Mark Darnedde	WIL	22.7
158	Eric Brown	WIL	22.2	64	Ken Bush	NWN	22.8
72	Sulayman Njie	NWN	22.33	2	Mike Clayton	EOSC	22.8
170	Doug Ousterhout	WIL	22.4	18	Rob Cloud	GF	22.9
106	Matthew Hall	OIT	22.4	139	Don Ebert	SOSC	22.9
32	Mark Reynolds	GF	22.4	85	Andy Capperault	OCE	23.2
194	Randy Drake	LIN	22.5	27	Tim Olds	GF	NT
200	Robert Hall	LIN	22.5	151	Paul Smith	SOSC	NT
168	Bill Houser	WIL	22.5	129	Kevin Aquirre	SOSC	NT
215	Leo Sloan	LIN	22.6	144	Harry Mauch	SOSC	NT
182	Matt Seils	WIL	22.6	141	Sandee Kesinger	SOSC	NT
114	James Stone	OIT	22.6	134	Marty Cloud	SOSC	NT

20. 5,000 METERS

2:50 SATURDAY

District Record: 14:22.4

Steve Blikstad, GF, 1979

1979 Winner: 14:22.4

Steve Blikstad, GF

164	David Fleming	WIL	14:17.6	90	Dirk French	OCE	15:05.5
36	Steve Stuart	GF	14:45.4	11	Don Stearns	EOSC	15:22.8
135	Joe Cramer	SOSC	14:49.0	63	Stu Vincent	L-C	15:23.4
169	Rick La Griede	WIL	14:51.0	153	Ken White	SOSC	16:10.0
155	Bill Yeoman	SOSC	14:53.0	99	Gary Bales	OIT	NT
33	Tim Rochholz	GF	15:01.0	102	Ken Dianovich	OIT	NT
61	Joel Stamp	L-C	15:01.5	16	Jim Bright	GF	NT
55	Rich Recker	L-C	15:01.6	28	Wendell Otto	GF	NT
187	Mark Andersen	LIN	15:03.4	147	Jose Renteria	SOSC	NT

21. MILE RELAY (4 x 440 yards)

3:10 SATURDAY

District Record: 41.6

Geo. Fox, 1979 (Reynolds, Seibert, Anders,
Griffin)

1979 Winner: 41.6

Geo. Fox (Reynolds, Seibert, Anders,
Griffin)

Linfield	3:19.9	
George Fox	3:19.5	ET
Pacific	3:22.2	
E. Oregon	3:23.2	
Willamette	3:23.5	
Lewis & Clark	NT	
OIT	NT	
N.W. Nazarene	NT	
OCE	NT	
SOSC	NT	

N.A.I.A. NATIONAL OUTDOOR RECORDS *

100 meters	10.53	Earl Thomas, Jackson State, Miss.	1977
200 meters	20.15	Ralph Smith, Southeastern, Louisiana	1975
400 meters	45.74	Charles Oliver, Troy State, Alabama	1976
800 meters	1:47.02	Evans White, Prairie View, Texas	1979
1,500 meters	3:44.88	Mike Boit, Eastern New Mexico	1976
5,000 meters	14:04.44	John Muthama, Bethel, Kansas	1976
10,000 meters	30:07.55	Duane Whitmire, Azusa Pacific, Ca.	1977
10,000 meter walk	44:41.99	Jim Heiring, Univ. of Wisconsin-Parkside	1977
110 meter hurdles	13.92	Louis Pike, Henderson State, Arkansas	1977
400 meter hurdles	50.45	Charles Whigham, Texas Southern	1976
3,000m Steeplechase	8:47.49	Kelley Jensen, Southern Oregon	1978
Marathon	2:22:26.49	Tom Antczek, Wisconsin-Lacrosse	1978
Shot Put	63-1	Frank Gross, Adams State, Colorado	1978
Discus	198-5	Frank Gross, Adams State, Colorado	1978
Javelin	251-8	John Fromm, Pacific Lutheran, Washington	1958
Hammer	200-11	Murray Keating, Simon Fraser, Canada	1973
Pole Vault	17-6 3/4	Billy Olson, Abilene Christian, Texas	1979
High Jump	7-1½	Dave Ergstrom, Moorhead, Minnesota Vic White, Eastern Washington	1979 1979
Long Jump	26-6½	Josh Owusu, Angelo State, Texas	1974
Triple Jump	53-0	Josh Owusu, Angelo State, Texas	1973
Decathlon	7,551 points	Jeff Bennett, Oklahoma Christian	1969
440 yard Relay	40.05	Southeastern, Louisiana	1975
Mile Relay	3:07.55	Jackson State, Mississippi	1977

* all times are electronically timed

1979 NAIA DISTRICT II TRACK AND FIELD CHAMPIONSHIPS

GRISWOLD STADIUM

LEWIS AND CLARK COLLEGE

PORTLAND, OREGON

May 11-12

COACHES' AND ATHLETES' INFORMATION SHEET

- Today*
Time only qualifiers
- Tomorrow*
Time placers only
1. Competitors' Numbers: Must be worn on back except high jump floppers who may wear the number on the front. No athlete will be allowed to compete without his number and should he do so, that performance will be disallowed.
 2. Surfaces: Track, jumping runways, and javelin - rubberized asphalt
Hammer, Shot and Discus - Cement
 3. Spikes: Use 1/4 in. spikes except high jump and javelin may use 3/8 spikes in heel of planting shoe.
 4. Dressing Facilities: Will be assigned in Pamplin Sports Center.
 5. Weighing of Implements: will be done in equipment room.
Discus - Friday 12:00-1:00 p.m.
Hammer - Shot - Javelin - Saturday 10:00-11:00 a.m.
Implements not meeting specification will be impounded
 6. Running Events: Upon completion of lane races please stay in your lane and return to finish line to meet the finish judge.
 7. Calls and Introduction: When last call is given, report immediately to the Clerk of Course for event instruction and introduction for competition.
 8. Awards and Events Results: As soon as competitors for an event are introduced the awards will be presented to the place winners of the previous event and performance mark announced. This will be the only announcement of results. Please cooperate by reporting immediately. Friday award winners will be presented at 12:00 on Saturday.
 9. Coaches Meeting: At 10:30 a.m. Friday in Room 116 of Pamplin Sports Center for scratch, seeding, starting height, and lane assignments.
 10. Awards Banquet: 5:00 p.m. in Stamm Dining Room of Templeton College Center.

- No Coaches on field
Don't station kids around track

Check Valuables

10:00 25 km

→ Introductions from Clerks circle

Last call which preceding event is going

Today's winners are awarded tonight

100 Meters (11.2)

10.4	Gregg Griffin	GF
10.4	Karry Cameron	P
10.7	David Freundshuh	L
10.8	Keith Harper	P
10.9	Steve Vuylstere	SOC
10.9	Robert Hall	L
11.0	Mark Reynolds	GF
11.1	Greg Hansen	W
11.1	Bill Houser	W
11.1	Lee Webb	SOC
11.2	Terry Carter	L
11.2	Tim Sherman	GF
11.3	Larry Butson	OCE
11.3	Bob Adlesich	EOC
11.5	Chris DeGallier	L&C

800 Meters (1:57.5)

1:52.7	Wendell Otto	GF
1:54.4	Rick LaGriede	W
1:55.7	David Johnson	W
1:56.1	Craig Dingman	W
1:56.9	Ross Roberts	W
1:57.0	Robin Migdol	L&C
1:57.0	Mike Woolwine	L&C
1:57.4	Vance Brown	P
1:57.4	Jon McDowell	P
1:57.4	Tim Olds	GF
1:57.5	Tom Van Winkle	GF
1:57.5	Mark Brown	L
1:58.2	Jeff Harris	EOC
1:59.0	Tim O'Malley	OCE
2:00.0	Mike Davis	SOC

200 Meters (22.8)

21.1 Gregg Griffin GF

21.7 Karry Cameron P

21.8 David Freundshuh L

22.0 Doug Ousterhout W

22.1 Mark Reynolds GF

22.4 Robert Hall L

22.5 Tim Sherman GF

22.6 Bill Houser W

22.6 Steve Vuylsteke SOC

22.6 Keith Harper P

22.7 Terry Carter L

22.7 Eric Brown W

22.8 Scott Riggs SOC

22.8 Mike Clayton EOC

22.9 Monte Anders GF

23.2 Cas Schrunk OCE

23.6 Chris DeGallier L&C

1500 Meters (4:03.7)

3:49.7	Wendell Otto	GF
3:52.8	David Fleming	W
3:54.4	Steve Blickstad	GF
3:55.9	Rick LaGriede	W
3:58.1	David Johnson	W
3:58.1	Dirk Freneh	OCE
3:58.5	Robin Migdol	L&C
4:02.0	Jim Morgon	SOC
4:02.7	Scott Celley	GF
4:03.1	Mark Cleary	P
4:05.0	Tim O'Malley	OCE
4:05.1	Stu Vincent	L&C
4:08.0	Robert Haugen	L
NT	Jeff Harris	EOC

400 Meters (50.5)

48.1 Doug Ousterhout W

48.7 Werner Seibert GF

48.8 Ryan Wardell EOC

49.3 Monte Anders GF

49.4 Dan Grubb P

49.7 John Hickman L&C

49.9 Karry Cameron P

49.9 Paul Brown L

50.5 Brian Burbidge W

50.5 Mike Clayton EOC

50.5 Jeff Harris EOC

51.3 Rick Cottle SOC

52.2 Parker Russel L&C

NT Tim Olds GF

NT Tom VanWinkle GF

Steeplechase (9:46.0)

8:49.8	Steve Blickstad	GF
9:07.9	Kelly Sullivan	W
9:16.3	Tim Rutledge	W
9:23.4	Rick LaGreide	W
9:30.0	Scott Celley	GF
9:32.4	Brock Roberts	L&C
9:34.2	Jon Higley	L&C
9:36.1	Lyndal Smith	GF
9:39.8	John Sides	P
9:40.3	Rich Recker	L&C
9:43.3	Mark Brown	L
9:43.5	Dave Martin	OCE
9:45.1	Rob Taylor	L&C
10:14.6	Charlie Shrewsbury	SOC

400 Relay

41.9 Linfield
 42.0 George Fox
 42.4 Pacific
 43.0 Willamette
 43.3 Southern Oregon
 43.7 Lewis and Clark
 43.9 Northwest Nazarene
 44.0 Eastern Oregon
 44.5 Oregon College

10,000 (33.53.8)

31:12.5 Steve Taylor L&C
 31:14.4 Joël Stamp L&C
 31:28.6 Dave Molstad GF
 31:40.0 Bill Yeoman SOC
 31:57.3 Mark Anderson L
~~32:06.3 Lyndal Smith GF~~
 32:14.5 Matt Cantrell W
 32:15.4 Tim Leque EOC
~~32:24.4 Scott Celley GF~~
 32:27.0 Tim Rochhulz GF
 32:33.9 Stu Vincent L&C
 33:10.0 Russ Rodriguez P
 33:27.0 Matt Pinder SOC
 33:35.5 Tony Milton EOC
 36:36.0 John Shorack OCE

600 Relay

3:20.1 Willamette
 3:20.1 George Fox
 3:20.5 Pacific
 3:21.3 Eastern Oregon
 3:22.2 Linfield
 3:22.3 Lewis and Clark
 3:27.9 Southern Oregon
 3:34.0 Oregon College

10K Walk (1:01.11)

49:14.4 Brad Jacob L&C
 51:34.5 Sam Shick L&C
 NT Charlie Shrewsbury SOC
 NT John Henslee OCE

5000 Meters (15:32.8)

14:34.2 David Fleming W
 14:43.7 Jim Morgon SOC
 14:45.5 Steve Blickstad GF
 14:47.5 Rick LaGreide W
 14:54.6 Steve Taylor L&C
 14:56.3 Kelly Sullivan W
 14:56.9 Mark Anderson L
 15:03.2 Lyndal Smith GF
 15:04.8 Tim Leque EOC
 15:06.8 Tim Rutledge W
 15:07.0 Bill Yeoman SOC
 15:12.1 Dave Molstad GF
 15:14.9 Joel Stamp L&C
 15:15.2 Tony Milton EOC
 15:15.8 Tim Rochnolz GF
 15:18.3 David Johnson W
 15:24.1 Stu Vincent L&C
 15:27.0 Matt Cantrell W
 15:27.4 Scott Celley GF
 NT Jerry Rae OCE

High Hurdles (15.5)

14.5 Rick Fergesen L&C
 14.7 Mark Reynolds GF
 14.7 Duane Swafford GF
 14.7 Doug Outerhout W
 14.8 Greg Calhoun L&C
 15.0 Terry O'Keefe SOC
 15.1 Ryan Wardell EOC
 15.5 Jim Terry EOC
 15.7 John Davenport W
 15.8 Lynn Reed L
~~16.1 Bob Quiring GF~~
 16.5 Mark Massey P

Inter. Hurdles (55.8)

52.7 Doug Ousterhouse W
 53.1 Ryan Wardell EOC
 53.8 Eric Brown W
 53.9 Rick Fergesen L&C
 54.1 Greg Calhoun L&C
 54.2 Tom McKinlay L
 54.5 Dan Grubb P
 54.7 Duane Swafford GF
 55.4 Paul Brown L
 55.7 Jim Terry EOC
 55.8 Jake Von Scherrer P
~~58.0 Bruce Oberst GF~~
 59.7 G. Dean OCE
 60.7 Terry O'Keefe SOC

+ No lar
 Smith

Shot Put (46-9)

51-10	Brian Bean	W
50-6	Matt Beddoe	L&C
49-6	John Lander	W
47-11	Allan Morrow	GF
47-9 1/2	Greg Harris	P
46-4	Chris Friday	L&C
45-10	Bob Frost	EOC
45-1	Marvin Mercer	SOC
44-5 3/4	Martin Jaqua	L
39-2	John Brock	OCE

Javelin (193-2)

219-9	Rick Wheeler	W
215-1	Kelly Reed	L&C
213-11	Scott Wegner	L
213-9	Bob Galati	SOC
207-2	Rob Casteel	L
194-3	Lee Webb	SOC
193-2	Paul Brown	SOC
189-8	John Birkmaier	EOC
188-7	Lon Austin	GF
187-3	Gregg Harris	P
184-4	Joe Uyehara	L&C
183-1	Allan Morrow	GF
171-2	Terry Orcutt	OCE

Discus (141-9)

159-11	Matt Beddoe	L&C
154-11	Charlie Keeran	GF
151-0	Martin Jaqua	L
150-1	Bob Frost	EOC
142-1	Allan Morrow	GF
140-3	John Lander	W
139-5	Hale Pennel	OCE
139-2	John Henslee	OCE
134-4	Greg Harris	P
132-6	Paul Brown	SOC
131-2	Brian Bean	W
131-2	Steve Curtis	GF

Hammer (132-9)

174-10	Steve Hayes	L
170-3	Allan Morrow	GF
156-5	Dave Dobrinski	L&C
154-7	Kevin Leahy	W
150-1	Greg Harris	P
138-8	J.C. Luoto	L
136-10	Dennis Earnshaw	L&C
134-9	Steve Curtis	GF
133-4	Craig Walker	OCE
126-5	Ken Sacht	SOC
121-10	Bob Frost	EOC

High Jump (6-2)

6-7 3/4	Reggie Younger	EOC
6-6 1/2	Scott Wallace	W
6-6	Lon Austin	GF
6-6	Gary DeMain	GF
6-6	Bob Quiring	GF
6-6	John Dolese	W
6-6	James Livermore	L
6-5	Darrin Rule	EOC
6-4	Scott Riggs	SOC
6-4	Dave Pullin	L&C
6-4	Dan Baldwin	OCE
6-4	Jon Acord	P
6-2 3/4	Lee Webb	SOC
6-2	John Davenport	W
6-2	Lindsay Strothers	P
6-2	Gordy Allured	P
6-2	Mike McManus	L

Long Jump (21-7)

22-11 3/4	Tim Robertson	L&C
22-3 1/2	Lee Webb	SOC
22-2 1/4	Greg Hansen	W
22-1 1/2	Dave Pullin	L&C
22-1	Dave Delap	L
22-0 1/2	Felix Okord	OCE
21-9 1/2	Bob Quiring	GF
21-9	Joe Ellings	L
21-8 1/2	John Birkmaier	EOC
21-8 1/2	Darrin Rule	EOC
21-7	Scott Riggs	SOC
21-7	Johnathon Shaw	L
21-6 3/4	Tom Pierce	L
ND	Bill Kannard	GF

Pole Vault (13-3)

15-3	Gary Gustafson	
14-6	Tim Gillum	L&C
14-6	Greg Hanson	W
14-4	Greg Shewbert	OCE
13-0	John Kerfoot	EOC
13-0	Kent Dorsey	L
12-9	Lee Webb	SOC
12-6	Bruce Oberst	GF
12-6	Dave Pullin	L&C
12-6	Kent Kennedy	P

Triple Jump (44-1)

48-1 1/4	Randy Jones	P
48-1	Bob Diehm	NNC
47-5 3/4	Dave Delap	L
46-8 1/2	Johnathon Shaw	L
46-5 1/2	Mike Lariza	OCE
45-1 1/2	Dave Pullin	L&C
45-1	Eric Brown	W
44-10	Mark Walker	OCE
44-6	Dave Wilkinson	GF
44-1	Ray Wolverton	NNC
44-0 1/4	Greg Hansen	W
43-10	Darrin Rule	EOC
43-8 1/2	Mark Reynolds	GF
43-1 3/4	Lee Webb	SOC
ND	Wendell Otto	GF
ND	Bill Kannard	GF

NAIA DISTRICT II TRACK AND FIELD CHAMPIONSHIPS

COMPETITORS LIST

100 METERS (11.2)

10.8	Dave Freunds Schuh	L
10.9	Terry Hendrix	SOSC
10.9	Sam Benson	SOSC
11.0	Cas Schrunck	WOSC
11.0	Kip Johnson	WOSC
11.0	Jon Goodman	WOSC
11.0	Darryl Winston	NNC
11.0	Scott Riggs	SOSC
11.0	Doug McClure	SOSC
11.0	Mark Reynolds	GFC
11.0	Eric Brown	W
11.0	Randy Drake	L
11.1	Lewis Byrd	EOSC
11.1	Greg Hansen	W
11.1	Don Pedersen	W
11.1	Tim Sherman	GFC
11.2	Mark Drenedde	W
11.2	Brent Carbajal	LC
11.2	Ken Parker	NNC
11.2	Tom Rowan	NNC
11.2	Guy Price	EOSC
** 11.3	Dave Beemer	P
* 11.3	John Robertson	LC
* NT	Sulayman Njie	NNC

200 METERS (22.9)

21.7	Dave Freunds Schuh	L
22.0	Randy Drake	L
22.2	Mark Reynolds	GFC
22.3	Dan Grubb	P
22.3	Greg Hansen	W
22.3	Ken Parker	NNC
22.5	Sulayman Njie	NNC
22.5	Eric Brown	W
22.5	Darryl Winston	NNC
22.6	Brent Carbajal	LC
22.6	Tom Rowan	NNC
22.7	Andrew Kirkland	P
22.7	Lewis Byrd	EOSC
22.7	Kip Johnson	WOSC
22.7	Cas Schrunck	WOSC
22.8	Scott Riggs	SOSC
22.8	Mark Drenedde	W
22.8	Terry Hendrix	SOSC
22.8	Guy Price	EOSC
22.9	Tim Sherman	GFC
22.9	Jon Goodman	WOSC
* NT	Andre Pruitt	L

400 METERS (50.6)

48.7	Greg Hansen	W
48.9	Dan Grubb	P
49.1	Eric Brown	W
49.7	Randy Drake	L
49.9	Tom VanWinkle	GFC
49.9	Bob Conradt	SOSC
50.4	David Pullin	LC
50.6	Morgan Cottle	SOSC
* 50.7	Mark Driesner	GFC
* 50.9	Andre Pruitt	L
* 51.1	Rich Sears	LC
* 51.1	Vic Sears	LC
* 51.4	Don Hicks	W
** 53.5	Jim Dutoit	WOSC
** NT	Tom Rowan	NNC

800 METERS (1:57.2)

1:53.5	Wendell Otto	GFC
1:54.6	Shane Miller	NNC
1:55.3	John Kraus	L
1:55.3	Keith Pearson	GFC
1:55.5	Mike Davis	SOSC
1:55.8	Jon Hensley	LC
1:56.3	David Johnson	W
1:57.1	Kelly Davis	SOSC
* 1:57.5	Mark Brown	L
** 1:57.8	Bob Boyd	WOSC
** 1:58.6	Tom Williams	P
* 1:58.7	Roger Houser	NNC
* 1:58.9	Andre Hajnal	W
* 1:59.7	Gary Diffie	NNC
* 2:00.2	Chris Wood	LC

* did not meet qualifying standard
** did not meet qualifying standard
but only entry from that school

19. 200 METERS

2:40 SATURDAY

District Record: 21.1

Keith Shriver, LIN, 1969 &
Mike Burt, PAC, 1976
Greg Griffin, GF

1979 Winner: 21.6

198	David Freunds Schuh	LIN	21.6	15	Monte Anders	GF	22.6
148	Scott Riggs	SOSC	22.0	34	Tim Sherman	GF	22.6
120	Karry Cameron	PAC	22.1	161	Mark Darnedde	WIL	22.7
158	Eric Brown	WIL	22.2	64	Ken Bush	NWN	22.8
72	Sulayman Njie	NWN	22.33	2	Mike Clayton	EOSC	22.8
170	Doug Ousterhout	WIL	22.4	18	Rob Cloud	GF	22.9
106	Matthew Hall	OIT	22.4	139	Don Ebert	SOSC	22.9
32	Mark Reynolds	GF	22.4	85	Andy Capperauld	OCE	23.2
194	Randy Drake	LIN	22.5	27	Tim Olds	GF	NT
200	Robert Hall	LIN	22.5	151	Paul Smith	SOSC	NT
168	Bill Houser	WIL	22.5	129	Kevin Aquirre	SOSC	NT
215	Leo Sloan	LIN	22.6	144	Harry Mauch	SOSC	NT
182	Matt Seils	WIL	22.6	141	Sandee Kesinger	SOSC	NT
114	James Stone	OIT	22.6	134	Marty Cloud	SOSC	NT

20. 5,000 METERS

2:50 SATURDAY

District Record: 14:22.4

Steve Blikstad, GF, 1979

1979 Winner: 14:22.4

Steve Blikstad, GF

164	David Fleming	WIL	14:17.6	90	Dirk French	OCE	15:05.5
36	Steve Stuart	GF	14:45.4	11	Don Stearns	EOSC	15:22.8
135	Joe Cramer	SOSC	14:49.0	63	Stu Vincent	L-C	15:23.4
169	Rick La Griede	WIL	14:51.0	153	Ken White	SOSC	16:10.0
155	Bill Yeoman	SOSC	14:53.0	99	Gary Bales	OIT	NT
33	Tim Rochholz	GF	15:01.0	102	Ken Dianovich	OIT	NT
61	Joel Stamp	L-C	15:01.5	16	Jim Bright	GF	NT
55	Rich Recker	L-C	15:01.6	28	Wendell Otto	GF	NT
187	Mark Andersen	LIN	15:03.4	147	Jose Renteria	SOSC	NT

21. MILE RELAY (4 x 440 yards)

3:10 SATURDAY

District Record: 41.6

Geo. Fox, 1979 (Reynolds, Seibert, Anders, Griffin)

1979 Winner: 41.6

Geo. Fox (Reynolds, Seibert, Anders, Griffin)

Linfield	3:19.9	
George Fox	3:19.5	ET
Pacific	3:22.2	
E. Oregon	3:23.2	
Willamette	3:23.5	
Lewis & Clark	NT	
OIT	NT	
N.W. Nazarene	NT	
OCE	NT	
SOSC	NT	

N.A.I.A. NATIONAL OUTDOOR RECORDS *

100 meters	10.53	Earl Thomas, Jackson State, Miss.	1977
200 meters	20.15	Ralph Smith, Southeastern, Louisiana	1975
400 meters	45.74	Charles Oliver, Troy State, Alabama	1976
800 meters	1:47.02	Evans White, Prarie View, Texas	1979
1,500 meters	3:44.88	Mike Boit, Eastern New Mexico	1976
5,000 meters	14:04.44	John Muthama, Bethel, Kansas	1976
10,000 meters	30:07.55	Duane Whitmire, Azusa Pacific, Ca.	1977
10,000 meter walk	44:41.99	Jim Heiring, Univ. of Wisconsin-Parkside	1977
110 meter hurdles	13.92	Louis Pike, Henderson State, Arkansas	1977
400 meter hurdles	50.45	Charles Whigham, Texas Southern	1976
3,000m Steeplechase	8:47.49	Kelley Jensen, Southern Oregon	1978
Marathon	2:22:26.49	Tom Antczek, Wisconsin-Lacrosse	1978
Shot Put	63-1	Frank Gross, Adams State, Colorado	1978
Discus	198-5	Frank Gross, Adams State, Colorado	1978
Javelin	251-8	John Fromm, Pacific Lutheran, Washington	1958
Hammer	200-11	Murray Keating, Simon Fraser, Canada	1973
Pole Vault	17-6 3/4	Billy Olson, Abilene Christian, Texas	1979
High Jump	7-1½	Dave Ergstrom, Moorhead, Minnesota Vic White, Eastern Washington	1979 1979
Long Jump	26-6½	Josh Owusu, Angelo State, Texas	1974
Triple Jump	53-0	Josh Owusu, Angelo State, Texas	1973
Decathlon	7,551 points	Jeff Bennett, Oklahoma Christian	1969
440 yard Relay	40.05	Southeastern, Louisiana	1975
Mile Relay	3:07.55	Jackson State, Mississippi	1977

* all times are electronically timed

16. 100 METERS

2:10 SATURDAY

District Record: 10.5 Greg Griffin, George Fox, 1977,1979

1979 Winner: 10.5 Greg Griffin, George Fox

198	David Freunds Schuh	LIN	10.3	72	Sullayman Njie	NWN	11.1
120	Karry Cameron	PAC	10.4	161	Mark Dervedde	WIL	11.1
215	Leo Sloan	LIN	10.5	64	Ken Bush	NWN	11.1
200	Robert Hall	LIN	10.5	32	Mark Reynolds	GF	11.1
166	Greg Hansen	WIL	10.6	221	Larry Butson	OCE	11.1
106	Mathew Hall	OIT	10.8	194	Randy Drake	LIN	11.1
182	Matt Seils	WIL	11.0	163	Jim Farrell	WIL	11.2
158	Eric Brown	WIL	11.0	34	Tim Sherman	GF	11.2
114	James Stone	OIT	11.0	139	Don Ebert	SOSC	11.25
151	Paul Smith	SOSC	11.0	57	Tim Robertson	L-C	11.3
85	Andy Capperauld	OCE	11.1	129	Kevin Aquirre	SOSC	NT
168	Bill Houser	WIL	11.1	141	Sandee Kesinger	SOSC	NT
9	Mike Pina	EOSC	11.1	144	Harry Mauch	SOSC	NT
2	Mike Clayton	EOSC	11.1	134	Marty Cloud	SOSC	NT

17. 800 METERS

2:20 SATURDAY

District Record: 1:50.8 Bruce Vogel, OCE, 1972

1979 Winner: 1:54.0 Wendell Otto, G-F

214	Antoine Shired	LIN	1:53.3	188	Mark Brown	LIN	1:65.9
19	John Cole	GF	1:54.6	51	John Hensley	LC	1:57.3
162	Craig Dingman	WIL	1:55.3	128	Tom Williams	PAC	1:57.4
71	Shane Miller	NWN	1:55.5	27	Tim Olds	GF	1:57.6
138	Mike Davis	SOSC	1:55.6	119	Vance Brown	PAC	1:57.6
28	Wendell Otto	GF	1:55.7	97	Tim O'Malley	OCE	1:57.6
36	Steve Stuart	GF	1:56.06	137	Kelly Davis	SOSC	1:58.0
29	Keith Pearson	GF	1:56.07	65	Gary Diffie	NWN	1:58.2
206	John Kraus	LIN	1:56.2	69	Roger Houser	NWN	1:59.0
15	Monte Anders	GF	1:56.5	109	James Miller	OIT	2:00.0
53	Tom Nist	LC	1:56.6	135	Joe Cramer	SOSC	2:00.4
180	Ross Roberts	WIL	1:56.6	26	Bruce Oberst	GF	2:00.5
81	Doug Scarth	NWN	1:56.7	6	Jim Larson	EOSC	2:01.0
73	Tom Roehm	NWN	1:56.8	154	Dan Williams	SOSC	NT

18. 400 METER INTERMEDIATE HURDLES

2:30 SATURDAY

District Record: 52.1 Tim Gilbert, NWN, 1978

1979 Winner: 52.8 Ryan Wardell, EOSC

170	Doug Ousterhout	WIL	52.5	12	Jim Terry	EOSC	55.4
67	Tim Gilbert	NWN	53.1	49	Marc Gianneschi	LC	55.7
21	Rick Frisk	GF	53.5	219	Craig Harris	NWN	56.6
210	Tom McKinlay	LIN	53.5	132	Rich Caldwell	SOSC	58.5
13	Ryan Wardell	EOSC	53.5	136	Dan Cripps	SOSC	59.9
46	Rick Fergesen	LC	53.6	149	Ken Sacht	SOSC	NT
42	Greg Calhoun	LC	53.9	87	Darrell Cooper	OCE	1:01.0
37	Duane Swafford	GF	54.0	110	Mike Merrigan	OIT	NT
158	Eric Brown	WIL	55.2	107	Mike Jennings	OIT	NT

13. 1,500 METERS

1:40 SATURDAY

District Record: 3:49.7 Steve Hills, NNC, 1975

1979 Winner: 3:56.3 Wendall Otto, George Fox

164	David Fleming	WIL	3:51.3	55	Rich Recker	L-C	4:00.2
36	Steve Stuart	GF	3:54.35	33	Tim Rochholz	GF	4:01.1
169	Rick LaGreide	WIL	3:55.6	19	John Cole	GF	4:02.9
28	Wendall Otto	GF	3:56.73	135	Joe Cramer	SOSC	4:03.0
94	Scott Jacob	OCE	3:57.2	122	Mark Cleary	PAC	4:03.1
138	Mike Davis	SOSC	3:57.3	14	Lanny Wilbur	EOSC	4:03.2
206	John Kraus	LIN	3:57.7	181	Tim Rutledge	WIL	4:03.3
53	Tom Nist	L-C	3:59.5	29	Keith Pearson	GF	4:03.7
187	Mark Anderson	LIN	3:59.9	137	Kelly Davis	SOSC	4:07.3
51	John Hensley	L-C	4:00.1	99	Gary Bales	OIT	NT
162	Craig Dingman	WIL	4:00.1	154	Dan Williams	SOSC	NT

14. 110 METER HIGH HURDLES

1:50 SATURDAY

District Record: 14.0 Rick Fergesen, Lewis & Clark, 1977

1979 Winner: 14.6 Rick Fergesen, Lewis & Clark

170	Doug Ousterhout	WIL	14.6	54	Dave Pullin	L-C	15.5
42	Greg Calhoun	L-C	14.7	12	Jim Terry	EOSC	15.5
32	Mark Reynolds	GF	14.8	142	Steve Linn	SOSC	15.5
37	Duane Swafford	GF	14.8	125	Mark Massey	PAC	15.6
46	Rick Fergesen	L-C	14.9	219	Craig Harris	NWN	15.8
21	Rick Frisk	GF	15.1	212	Lynn Reed	LIN	16.0
49	Mark Gianneschi	L-C	15.2	89	John Elder	OCE	16.0
110	Mike Merrigan	OIT	15.3	133	Brad Cohan	SOSC	16.1
107	Mike Jennings	OIT	15.4	136	Dan Cripps	SOSC	16.2

15. 400 METERS

2:00 SATURDAY

District Record: 47.2 Carl Shaw, Linfield, 1976

1979 Winner: 48.1 Werner Seibert, George Fox

15	Monte Anders	GF	48.9	194	Randy Drake	LIN	50.2
182	Matt Seils	WIL	49.0	12	Jim Terry	EOSC	50.2
123	Dan Grubb	PAC	49.1	2	Mike Clayton	EOSC	50.4
13	Ryan Wardell	EOSC	49.2	38	Tom VanWinkle	GF	50.5
158	Eric Brown	WIL	49.4	188	Mark Brown	LIN	50.8
203	Gary Howe	LIN	49.8	27	Tim Olds	GF	51.3
170	Doug Ousterhout	WIL	49.9	70	Tim McIntire	NWN	51.7
166	Greg Hansen	WIL	49.9	59	Eric Shirley	L-C	51.8
124	Ben Inman	PAC	49.9	112	Jeff Schmidt	OIT	NT

9. SHOT PUT

1:00 SATURDAY

District Record: 56-5½ Ken Patera, PSU, 1963
 1979 Winner: 52-0 Brian Bean, WIL

157	Brian Bean	WIL	50-3½	220	Kerry Fagerberg	L-C	46-5
91	Kerry Green	OCE	49-2	145	Marvin Mercer	SOSC	46-1
48	Chris Friday	L-C	48-7½	104	David Engalholm	OIT	44-6
156	Don Backman	WIL	48-7	24	Charlie Keeran	GF	42-9
204	Martin Jaqua	LIN	46-8	20	Steve Curtis	GF	41-4
86	Ron Chappel	OCE	46-6	152	Jim Tipler	SOSC	41-0

10. HIGH JUMP

1:00 SATURDAY

District Record: 6-8½ Tim Wright, L & C, 1970
 1979 Winner: 6-7 Reggie Younger, EOSC

185	Scott Wallace	WIL	6-10	43	Harry Carson	L-C	6-4
54	Dave Pullin	L-C	6-8½	5	Glen Klaassen	EOSC	6-4
77	Sherman Wafer	NWN	6-8	117	Craig Wormington	OIT	6-4
30	Bob Quiring	GF	6-6½	118	John Acord	PAC	6-4
216	Steve Tyner	LIN	6-6½	111	Brian Piercy	OIT	6-3
68	Larry Goodwin	NWN	6-6	82	Dan Baldwin	OCE	6-2½
10	Tom Snook	EOSC	6-6	142	Steve Linn	SOSC	6-2½
148	Scott Riggs	SOSC	6-6	162	John Gabriel	WIL	6-2½
205	Winchell Jonas	LIN	6-5	126	Shawn Murray	PAC	6-2
208	Jim Livermore	LIN	6-4½	37	Duane Swafford	GF	6-0
160	John Davenport	WIL	6-4½				

11. TRIPLE JUMP

1:00 SATURDAY

District Record: 48-10¼ Randy Jones, Pacific, 1979
 1979 Winner: 48-10¼ Randy Jones, Pacific, 1979

77	Sherman Wafer	NWN	49-7	32	Mark Reynolds	GF	43-10
191	Dave Delap	LIN	47-6	35	Noland Smith	GF	43-6
213	Jonathon Shaw	LIN	47-½	183	Bill Sherrod	WIL	42-6½
66	Bob Diehm	NWN	46-11 3/4	83	Tim Beckley	OCE	42-3½
54	Dave Pullin	L-C	46-9½	39	Dave Wilkinson	GF	42-0
158	Eric Brown	WIL	46-6 3/4	140	Jim Kelly	SOSC	40-6
197	Mike Evergin	LIN	45-0	100	Curt Carrigan	OIT	ND
79	Ray Wolverton	NWN	44-2				

12. 440 YARD RELAY

1:30 SATURDAY

District Record: 41.6 George Fox (Reynolds, Seibert, Anders, Griffin) 1979
 1979 Winner: 41.6 George Fox (Reynolds, Seibert, Anders, Griffin)

Linfield	42.1
Pacific	42.2
Willamette	42.5
George Fox	43.0
OCE	44.7
OIT	NT
NWN	NT
SOSC	NT

5. HAMMER THROW

11:30 SATURDAY

District Record: 168-11 Scott Burkhardt, L-C, 1975
 1979 Winner: 164-2 Steve Hayes, Linfield

20	Steve Curtis	GF	155-4	152	Jim Tipler	SOSC	137-5
207	J. C. Luoto	LIN	150-4	190	Greg Caster	LIN	136-9
44	Dave Dobrinski	L-C	146-8	35	Nolan Smith	GF	134-5
192	Michael Dotson	LIN	146-7	47	Tim French	L-C	130-0
204	Martin Jaqua	LIN	141-8	159	Rob Craig	WIL	130-0
45	Dennis Earnshaw	L-C	140-8	105	Andy Greatwood	OIT	130-0
86	Ron Chappel	OCE	138-6	145	Marvin Mercer	SOSC	123-1
149	Ken Sacht	SOSC	137-6½	25	Roger Miller	GF	109-6

6. 10,000 METER WALK

12:30 SATURDAY

District Record: 48:35.5 Sam Shick, L-C, 1979
 1979 Winner: 48:35.5 Sam Shick, L-C, 1979

58	Sam Shick	L-C	50:36.0	211	Tom Pierce	LIN	NTA
41	Tony Biegler	L-C	1:04:16.2	202	Seth Hodges	LIN	NTA
50	Charlie Hart	L-C	NTA	35	Nolan Smith	GF	NTA
60	Dave Snyder	L-C	NTA	40	Jack Winter	GF	NTA
171	Rob Redman	WIL	NTA	150	Charlie Shrewsbury	SOSC	NTA
1	John Burke	EOSC	NTA	136	Dan Cripps	SOSC	NTA
4	John Kerfoot	EOSC	NTA	153	Ken White	SOSC	NTA
78	Dennis Wikoff	NWN	NTA				

7. POLE VAULT

12:30 SATURDAY

District Record: 15-7 Dave McDonald, GF, 1969
 1979 Winner: 14-6 Greg Shewbert, OCE

75	Dave Saranto	NWN	14-6	121	Mark Christensen	PAC	13-0
166	Greg Hansen	WIL	14-0	193	Kent Dorsey	LIN	13-0
80	Greg Yeend	NWN	14-0	165	Jon Gabriel	WIL	13-0
96	Kevin Leader	OCE	14-0	22	Brent Heydel	GF	12-11
130	Sam Bensen	SOSC	13-6	93	Marty Johnson	OCE	12-11
26	Bruce Oberst	GF	13-6	149	Ken Sacht	SOSC	11-10
101	Dugan Coburn	OIT	13-0				

8. JAVELIN

1:00 SATURDAY

District Record: 249-6 Tony Grant, OIT, 1972
 1979 Winner: 224-1 Rob Casteel, Linfield

52	Todd Lovell	L-C	223-7	113	Gordy Smith	OIT	196-3
189	Rob Casteel	LIN	218-7	201	Randy Hayes	LIN	192-1
116	Randy Workman	OIT	205-4	95	Tom King	OCE	189-9
217	Scott Wegner	LIN	204-0	131	Paul Brown	SOSC	189-6
76	Alan Tegethoff	NWN	203-7	17	Tony Carson	GF	188-2
23	Larry Holbrook	GF	202-6	184	David Skoglund	WIL	186-9
196	John Ernst	LIN	199-8	160	John Davenport	WIL	185-3
62	Joe Uyehara	L-C	199-2	3	David James	EOSC	172-8
31	Kelly Reynolds	GF	197-7	140	Jim Kelly	SOSC	170-0
108	Rod Kolkow	OIT	197-2				

1. DISCUS

1:30 FRIDAY

District Record: 170-11 Harold Yriatre, SOSC, 1969

1979 Winner: 154-9 Matt Beddoe, L & C

91	Kerry Green	OCE	159-9	149	Ken Sacht	SOSC	135-6
204	Martin Jaqua	LIN	156-2	62	Joe Uyehara	L-C	135-1
24	Charlie Keeran	GF	155-1	152	Jim Tipler	SOSC	133-5
131	Paul Brown	SOSC	141-5	159	Rob Craig	WIL	133-3
156	Don Backman	WIL	139-6	48	Chris Friday	L-C	131-6
74	Tom Rowen	NWN	138-11	20	Steve Curtis	GF	125-2
104	David Engalholm	OIT	136-0	25	Roger Miller	GF	124-4

2. LONG JUMP

1:30 FRIDAY

District Record: 23-11 1/2 Karl Koenig, OCE, 1978

1979 Winner: 22-10 Greg Hansen, Willamette

166	Greg Hansen	WIL	23-2½	98	Felix Okora	OCE	21-7½
191	Dave DeLap	LIN	21-10	211	Tom Pierce	LIN	21-7
54	Dave Pullin	L-C	21-10	100	Curt Carrigan	OIT	21-6
30	Bob Quiring	GF	21-9	212	Lynn Reed	LIN	21-5
199	Curtis Goetsch	LIN	21-9½	57	Tim Robertson	L-C	21-5½
32	Mark Reynolds	GF	21-9	18	Rob Cloud	GF	21-7
195	Joe Ellings	LIN	21-8				

3. 10,000 METER RUN

1:30 FRIDAY

District Record: 30:53.2 Dave Molstad, GF, 1978

1979 Winner: 31:18.0 Bill Yeoman, SOSC

155	Bill Yeoman	SOSC	31:19.0	11	Don Stearns	EOSC	NT
181	Tim Rutledge	WIL	31:28.6	218	Dan Blyfus	OCE	NT
187	Mark Anderson	LIN	31:44.0	146	Bill Pewen	SOSC	NT
16	Jim Bright	GF	32:11.4	150	Charlie Shrewsbury	SOSC	NT
33	Tim Rochholz	GF	32:18.3	153	Ken White	SOSC	NT
61	Joel Stamp	L-C	33:20.6	171	Rob Redman	WIL	34:50.2
63	Stu Vincent	L-C	33:26.7	167	Mark Holmlund	WIL	NT
40	Jack Winter	GF	34:08.7				

4. STEEPLECHASE

3:45 FRIDAY

District Record: 8:53.9 Kelley Jensen, SOSC, 1978

1979 Winner: 8:58.4 Steve Blikstad, George Fox

169	Rick LaGreide	WIL	9:10.2	36	Steve Stuart	GF	9:37.2
55	Rich Recker	L-C	9:19.0	167	Mark Holmlund	WIL	9:39.1
53	Tom Nist	L-C	9:23.2	90	Dirk French	OCE	9:44.9
181	Tim Rutledge	WIL	9:23.5	209	Scott Maryott	LIN	NT
28	Wendall Otto	GF	9:23.9	11	Don Stearns	EOSC	NT
56	Brock Roberts	L-C	9:28.6	99	Gary Bales	OIT	NT
147	Jose Renteria	SOSC	9:33.0	153	Ken White	SOSC	9:51.5
135	Joe Cramer	SOSC	9:34.0				

N.A.I.A. DISTRICT 2 TRACK AND FIELD CHAMPIONSHIPS - MAY 9-10, 1980
Maxwell Field --- Linfield College --- McMinnville, Oregon

TEAM SCORES

GEORGE FOX	145
WILLAMETTE	124
LINFIELD	119 $\frac{1}{2}$
LEWIS & CLARK	78
SOUTHERN OREGON	77
NORTHWEST NAZARENE	62
PACIFIC	33 $\frac{1}{2}$
EASTERN OREGON	33
OREGON COLLEGE	32
OREGON TECH	9

N.A.I.A. DISTRICT 2 TRACK & FIELD CHAMPIONSHIPS - MAY 9-10, 1980
Maxwell Field --- Linfield College --- McMinnville, Oregon.

EVENT BY EVENT SCORING

	<u>WILL</u>	<u>SOSC</u>	<u>GF</u>	<u>L-C</u>	<u>PAC</u>	<u>EOSC</u>	<u>NWN</u>	<u>OCE</u>	<u>O</u>
Marathon	6	10	8 4	2	1				
Decathlon	8 6	4 1	2	10					
Discus	2	4 1	10					6	
Long Jump	10		8 2				1		
10,000 Meters		8 2	6 4	1		10			
Steeplechase	6	10 8	4	2 1					
Hammer			10 1	4 2					
10,000 Meter Walk	4			10 8 1		6 2			
Pole Vault	6		4 1		2		10	8	
Javelin				6					8 1
Shot Put	10 2	4		1				8 6	
High Jump	10	5		2	1/2	8	5		
Triple Jump	4			1		10 2	10 2		
440 Yard Relay	4	1	2		6		8		
1,500 Meters	8		10 6	1				4	
110 Meter Hdl.s.	8		6 2	10 4 1					

EVENT BY EVENT SCORING

	<u>WILL</u>	<u>SOSC</u>	<u>GP</u>	<u>L-C</u>	<u>PAC</u>	<u>EOSC</u>	<u>NWN</u>	<u>OCE</u>	<u>OIT</u>	<u>L</u>
400 Meters	8		10 4		6					2 1
100 Meters			2 1		8					10 6 4
800 Meters			8 1	2			10			6 4
400 Meter Int. Hdl.	4		8 2	1		6	10			
200 Meters		4	6 1		8					10 2
5,000 Meters	10	8 6 1	2	4						
Mile Relay	8		10	4	2	1	6			
TOTAL SCORING	124	77	145	78	33½	33	62	32	9	119

W.A.A. DISTRICT 2 TRACK & FIELD CHAMPIONSHIPS---May 8-10, 1980
 Maxwell Field---Linfield College---McMinnville, Oregon

LONG JUMP

Entry	Team	1st	2nd	3rd	4th	5th	6th
Greg Hansen	WILL	19-11 $\frac{1}{2}$	21-2	21-8	<u>22-9$\frac{1}{4}$</u>	SCR	SCR
Bob Diehm	NWN	SCR	20-7	SCR	SCR	SCR	<u>21-1$\frac{1}{2}$</u>
Dave Delap	LINF	SCR	20-2 $\frac{3}{4}$	20-5 $\frac{1}{2}$	<u>20-7$\frac{3}{4}$</u>	SCR	SCR
Dave Pullin	L-C	19-2 $\frac{3}{4}$	<u>19-7$\frac{1}{2}$</u>	SCR	---	---	---
Bob Quiring	GF	19-2 $\frac{1}{2}$	20-8	<u>20-11$\frac{1}{4}$</u>	20-6	21-0	SCR
Curtis Goetsch	LINF	SCR	<u>19-5$\frac{3}{4}$</u>	19-2 $\frac{1}{2}$	---	---	---
Mark Reynolds	GF	21-5 $\frac{1}{2}$	<u>21-8$\frac{3}{4}$</u>	SCR	<u>21-3$\frac{3}{4}$</u>	21-0	SCR
Joe Ellings	LINF	20-8 $\frac{3}{4}$	20-8	<u>21-4$\frac{3}{4}$</u>	20-9 $\frac{1}{2}$	SCR	SCR
Felix Okoro	OCE	<u>19-6$\frac{3}{4}$</u>	SCR	SCR	---	---	---
Tom Pierce	LINF	<u>21-4$\frac{1}{2}$</u>	20-8	SCR	SCR	SCR	SCR
Rob Cloud	GF	20-8	SCR	19-4 $\frac{1}{2}$	20-3 $\frac{1}{2}$	<u>21-</u>	SCR
Curt Carrigan	OIT	SCR	SCR	SCR	---	---	---

EVENT RESULTS :

1) Greg Hansen	WILL	22-9 $\frac{1}{4}$
2) Mark Reynolds	GF	21-8 $\frac{3}{4}$
3) Joe Ellings	LINF	21-4 $\frac{3}{4}$
4) Tom Pierce	LINF	21-4 $\frac{1}{2}$
5) Rob Cloud	GF	21-3
6) Bob Diehm	NWN	21-13/4

N.A.I.A. DISTRICT 2 TRACK & FIELD CHAMPIONSHIPS --- MAY 9-10, 1980
 Maxwell Field --- Linfield College --- McMinnville, Oregon

DISCUS

ENTRY	Team	1st	2nd	3rd	4th	5th	6th
Kerry Green	OCE	147-11	148-11	156-0	SCR	SCR	<u>158-5</u>
Martin Jaqua	LINF	134-5	<u>160-10</u>	SCR	149-6	151-5	SCR
Charlie Keeran	GF	SCR	164-8	<u>165-0</u>	145-5	147-6	156-11
Paul Brown	SOSC	140-8	<u>144-5</u>	139-9	114-6	SCR	135-5
Don Backman	WILL	<u>143-11</u>	141-8	SCR	123-2	SCR	129-0
David Endholm	OIT	126-4	SCR	122-11	-----	---	-----
Kenny Sacht	SOSC	133-5	129-0	111-0	129-4	128-7	133-5
Jim Tipler	SOSC	<u>134-3</u>	130-5	134-0	125-3	124-6	SCR
Dave Saranto	NWN	130-7	SCR	SCR	SCR	118-1	119-5
Chris Friday	L-C	SCR	SCR	---	---	-----	-----

EVENT RESULTS

1.	Charlie Keeran	GF	165-0
2.	Martin Jaqua	LINF	160-10
3.	Kerry Green	OCE	158-5
4.	Paul Brown	SOSC	144-5
5.	Don Backman	WILL	143-11
6.	Jim Tipler	SOSC	134-3

Non-scoring places

7.	Kenny Sacht	SOSC	133-5
8.	Dave Saranto	NWN	130-7

W.A.A. DISTRICT 2 TRACK & FIELD CHAMPIONSHIPS --- MAY 9-10, 1960
Maxwell Field --- Linfield College --- McMinnville, Oregon

10,000 METERS

1.	Don Stearns	EOSC	30:59.81
2.	Bill Yeoman	SOSC	31:00.8
3.	Tim Rochholz	GF	31:57.0
4.	Jim Bright	GF	32:32.37
5.	Bill Pewen	SOSC	32:59.04
6.	Stu Vincent	L-C	33:04.08
7.	Ken White	SOSC	33:08.06
8.	Charles Shrewsbury	SOSC	34:10.0
9.	Rob Redman	WILL	Did Not Finish
10.			
11.			
12.			
13.			
14.			
15.			

N.A.A.A. DISTRICT 2 TRACK & FIELD CHAMPIONSHIPS --- MAY 9-10, 1980

Maxwell Field --- Linfield College --- McMinnville, Oregon

STEEPLECHASE

1.	Joe Cramer	SOSC	9:15.45
2.	Jose Renteria	SOSC	9:20.0
3.	Tim Rutledge	WILL	9:21.52
4.	Wendell Otto	GF	9:22.5
5.	Brock Roberts	L-C	9:23.2
6.	Rich Recker	L-C	9:23.7
7.	Tom Nist	L-C	9:37.9
8.	Mark Holmlund	WILL	9:55.5
9.	Scott Maryott	LINF	11:27.6

NAIA DISTRICT 2 TRACK & FIELD CHAMPIONSHIPS - MAY 9-10, 1980

Farwell Field --- Linfield College --- McMinnville, Oregon

HAMMER

Entry	Team	1st	2nd	3rd	4th	5th	6th
Steve Curtis	GF	SCR	143-8	148-2	SCR	139-1	156-11
Martin Jaqua	LINF	138-2	141-0	135-6	144-11	147-3	150-2
J.C. Luoto	LINF	150-0	138-4	143-3	147-0	145-11	SCR
Dave Dobrinski	L-C	133-5	123-9	139-11	145-0	140-1	SCR
Dennis Earnshaw	L-C	133-3	SCR	SCR	SCR	140-9	142-5
Nolan Smith	GF	136-10	135-6	136-9	139-3	108-1	131-3
Michael Dotson	LINF	139-3	SCR	SCR	SCR	133-4	SCR
Ron Chappel	OCE	110-7	SCR	SCR	---	---	---
Kenny Sacht	SOSC	SCR	SCR	128-11			
Jim Tipler	SOSC	116-1	SCR	SCR			
Greg Caster	LINF	126-10	130-11	134-3	125-7	134-6	127-8
Rob Craig	WILL	SCR	114-11	113-5	---	---	---

EVENT RESULTS:

1.	Steve Curtis	GF	156-11
2.	Martin Jaqua	LINF	150-2
3.	J.C. Luoto	LINF	150-0
4.	Dave Dobrinski	L-C	145-0
5.	Dennis Earnshaw	L-C	142-5
6.	Nolan Smith	GF	139-3 **

** Nolan Smith awarded 6th place on basis of second best throw over Michael Dotson.

N.A.I.A. DISTRICT 2 TRACK & FIELD CHAMPIONSHIPS - MAY 9-10, 1980
Maxwell Field --- Linfield College --- McMinnville, Oregon

10,000 METER WALK

1.	Sam Shick	L-C	49:25.8
2.	Tony Biegler	L-C	56:31.0
3.	John Burke	EOSC	57:47.7
4.	Rob Redman	WILL	58:30.9
5.	John Kerfoot	EOSC	58:51.5
6.	Charlie Hart	L-C	59:18.2
7.	Jack Winter	GF	59:49.0
8.	Dave Wilkinson	GF	60:37.0
9.	Ken White	SOSC	62:50.0
10.	Seth Hodges	LINF	66:32.9

POLE VAULT

Entry	Team	12-0	12-6	13-0	13-6	14-0	14-3	14-6	15-0
John Gabriel	WILL	P	X	OX	000				
Brent Haydel	GF	X	X	X	000				
Marty Johnson	OCE	X	X	OOX	000				
Kent Dorsey	LEN	000							
Mark Christensen	PAC	X	X	X	000				
Bruce Oberst	GF	P	X	OOX	OX	OX	000		
Kevin Leader	OCE	P	P	X	X	X	OX	000	
Greg Yeend	N&N	P	P	P	000				
Greg Hansen	WILL	P	P	X	P	OX	OOX	000	
Dave Saranto	N&N	P	P	X	P	OX	P	X	000

EVENT RESULTS

1. Dave Saranto N&N 14-6
2. Kevin Leader OCE 14-3
3. Greg Hansen WILL 14-3
4. Bruce Oberst GF 14-0
5. (tie)
- Mark Christensen PAC 13-0
- Brent Haydel GF

NBA.I.A. DISTRICT 2 TRACK & FIELD CHAMPIONSHIPS - MAY 9-10, 1980
 Maxwell Field --- Linfield College --- McMinnville, Oregon

JAVELIN

Entry	Team	1st	2nd	3rd	4th	5th	6th
Rob Casteel	LINF	195-1	190-0	230-2	190-2	204-6	215-5
Randy Workman	OIT	204-6	211-0	207-4	186-7	SCR	SCR
Todd Lovell	L-C	194-3	201-1	209-3	203-5	194-1	SCR
John Ernst	LINF	184-9	SCR	199-5	188-11	195-10	204-6
Randy Hayes	LINF	183-3	193-3	194-6	192-8	192-0	203-2
Rod Kolkow	OIT	184-11	187-3	179-11	183-11	192-1	187-2
Kelly Reynolds	GF	189-6	SCR	175-7	186-8	183-9	188-0
Larry Holbrook	GF	175-0	179-8	185-8	178-1	178-5	177-3
Alan Tegethoff	NWN	183-8	182-7	183-5	SCR	SCR	183-8
John Davenport	WILL	SCR	SCR	SCR	SCR	SCR	188-9 180-9
Paul Brown	SOSC	163-11	SCR	180-9	SCR	SCR	180-3
Goddy Smith	OIT	170-11	160-3	SCR	SCR	SCR	170-11
Joe Uyehara	L-C	150-3	165-6	SCR	SCR	SCR	SCR
Scott Wegner	LINF	159-6	163-7	SCR	SCR	SCR	163-7

EVENT RESULTS

1.	Rob Casteel	Linf	230-2
2.	Randy Workman	OIT	211-0
3.	Todd Lovell	L-C	209-3
4.	John Ernst	Linf	204-6
5.	Randy Hayes	Linf.	203-2
6.	Rod Kolkow	OIT	192-1

N.A.I.A. DISTRICT 2 TRACK & FIELD CHAMPIONSHIPS - MAY 9-10, 1980
 Maxwell Field --- Linfield College --- McMinnville, Oregon

SHOT PUT

Entry	Team	1st	2nd	3rd	4th	5th	6th
Brian Bean	WILL	48-7- $\frac{1}{2}$	SCR	SCR	50-1	48-5 $\frac{1}{2}$	50-3
Ron Chappel	OCE	48-2	47-8 $\frac{1}{2}$	48-4	46-7	48-6 $\frac{1}{2}$	SCR
Kerry Green	OCE	SCR	44-1	45-2	47-9	48- $\frac{1}{2}$	46-8
Marvin Mercer	SOSC	SCR	46-2	45-4	SCR	47-4	47-1
Don Backman	WILL	46-9	46-8 $\frac{1}{2}$	46-3 $\frac{1}{2}$	45-0	46-2 $\frac{1}{2}$	SCR
Chris Friday	L-C	44-11	45- $\frac{1}{2}$	45-3 $\frac{1}{2}$	44-4 $\frac{1}{2}$	43-9 $\frac{1}{2}$	45-5
Martin Jaqua	LINF	43-6	43-8	43-9 $\frac{1}{2}$	SCR	41-8 $\frac{1}{2}$	42-5
Kerry Fagerberg	L-C	46-2	SCR	46-8	38-6	42-0	42-4
David Engalholm	OIT	40-0	SCR	41-2 $\frac{1}{2}$	----	----	----
Charlie Keeran	GP	41-2 $\frac{1}{2}$	42-5 $\frac{1}{2}$	SCR	----	----	----

EVENT RESULTS:

1.	Brian Bean	WILL	50-3
2.	Ron Chappell	OCE	48-6 $\frac{1}{2}$
3.	Kerry Green	OCE	48- $\frac{1}{2}$
4.	Marvin Mercer	SOSC	47-9
5.	Don Backman	WILL	46-9
6.	Kerry Fagerberg	L-C	46-8

N.A.I.A. DISTRICT 2 TRACK & FIELD CHAMPIONSHIPS - MAY 9-10, 1980

Maxwell Field --- Linfield College --- McMinnville, Oregon

TRIPLE JUMP

Entry	Team	1st	2nd	3rd	4th	5th	6th
Sherman Wafer	NWN	47-8	47- 3/4	46-4 1/2	47- 1/4	48-1	47-10 3/4
Dave Delap	LIN	45-10	46-11 3/4	47-8 1/4	47-7	47-4	47-7
Jonathan Shaw	Lin	46-10 1/2	46-4	47-7 1/2	45-3	45-7 1/2	47-6 1/2
Bob Diehm	NWN	45-11 1/4	45-11 1/4 SCR	SCR	SCR	46-5 1/2	SCR
Eric Brown	WILL	46-4	SCR	45-9 1/2	SCR	45-9	46-8 1/2
Dave Pullin	L-C	45-0	SCR	45-1 1/2	SCR	SCR	SCR
Ray Wolverton	NWN	42-3 1/4	43-7 1/2	43-8 1/4 43-3/4	SCR	42-8 1/2	SCR
Mike Evergin	LIN	42-8 3/4	43-3 1/2	41-8 3/4	42-1	41-4	40-4 3/4
Nolan Smith	G-F	42-5	42-3	----	----	----	----
Glen Klassen	EOSC	40-4 1/2	SCR	SCR	----	----	----
Tim Beckley	OCE	SCR	40-9 1/4	SCR	----	----	----
Jim Kelly	SOSC	SCR	40-9	SCR	----	----	----

N.A.I.A DISTRICT 2 TRACK & FIELD CHAMPIONSHIPS - MAY 9-10, 1980

Maxwell Field --- Linfield College --- McMinnville, Oregon

HIGH JUMP

Entry	Team	6-1½	6-3½	6-5-½	6-7½	6-8½	6-9½	6-10½	6-11
John Gabriel	WILL	00X	000						
Steve Linn	SOSC	0X	000						
John Acord	PAC	00X	000						
Glen Klaassen	EOSC	000							
Harry Carson	L-C	00X	X	000					
John Davenport	WILL	000							
Jim Livermore	LIN	X	000						
Winchell Jonas	LIN	X	0X	000					
Scott Riggs	SOSC	X	X	X	000				
Tom Snook	EOSC	P	X	0X	00X	000			
Larry Goodwin	NWN	P	000						
Steve Tyner	LIN	X	X	000					
Bob Quiring	GF	X	000						
Shawn Murray	PAC	X	X	000					
Sherman Wafer	NWN	P	X	X	000				
Dave Pullin	L-C	P	0X	X	000				
Scott Wallace	WILL	P	X	X	X	0X	X	00X	000

1. Scott Wallace, WILL, 6-10½ (New District 2 record.....breaks old mark set 1970, 6-8½, Tim Wright, L-C)
2. Tom Snook, EOSC, 6-7½;
3. Tie, Sherman Wafer, NWN and Scott Riggs, SOSC, 6-5½;
5. Dave Pullin, L-C, 6-5½;
6. Steve Tyner, LIN and Shawn Murray, PAC, 6-3½, tie;

N.A.A.A. DISTRICT 2 TRACK & FIELD CHAMPIONSHIPS - MAY 9-10, 1988

Maxwell Field --- Linfield College --- McMinnville, Oregon

440 YARD RELAY

1.	LINFIELD	42.35	Sloan, Hall, Evergin, Freundschn
2.	NW Nazarene	42.67	Njie, Bush, Diehm, Gilbert
3.	PACIFIC	42.68	Miles, Cameron, Inman, Grubb
4.	WILLAMETTE	42.7	Brown, Hansen, Houser, Ousterhout
5.	GEORGE FOX	43.4	Olds, Frisk, Reynolds, Anders
6.	SOSC	43.5	Smith, Sacht, Ebert, Riggs
7.	OCE	43.5	Copperauid, Butson, Hahn, Beckley
8.	OIT	N/T	

N.A.I.A DISTRICT 2 TRACK & FIELD CHAMPIONSHIPS - MAY 9-10, 1980
Maxwell Field --- Linfield College --- McMinnville, Oregon

1,500 METERS

1. Steve Stuart	GF	3:51.4	
2. Rick ENGHENH Lagreide	Willamette	3:52.75	
3. Wendell Otto	GF	3:52.75	
4. Scott Jacob	OCE	3:52.7	
5. John Kraus	Linfield	3:53.88	12
6. Tom Nist	L-C	3:58.5	
7. Don Sterns	EOSC	4:00.0	
8. Mark Anderson	Linfield	4:02.5	
9. Mark Cleary	Pacific	4:05.00	

N.A.I.A. DISTRICT 2 TRACK & FIELD CHAMPIONSHIPS --- MAY 9-10, 1980
Maxwell Field --- Linfield College --- McMinnville, Oregon

FRIDAY RESULTS

110 METER HIGH HURDLES

* TRIALS *

HEAT I

1.	Doug Ousterhout	<u>14.7</u>	WILL
2.	Rick Fergesen	14.8	L-C
3.	Duane Swafford	15.0	GF
4.	Craig Harris	15.5	NWN
5.	John Elder	15.6	OCE
6.	Ryan Wardell	15.7	EOSC
7.	Steve Linn	17.0	SOSC

HEAT II

1.	Mark Reynolds	<u>14.7</u>	GF
2.	Greg Calhoun	14.9	L-C
3.	Rick Frisk	15.0	GF
4.	Mark Gianneschi	15.2	L-C
5.	Lynn Reed	15.5	LINF
6.	Jim Terry	15.9	EOSC
7.	Mark Massey	16.0	PAC

N.A.I.A. DISTRICT 2 TRACK & FIELD CHAMPIONSHIPS --- MAY 9-10, 1980
Maxwell Field --- Linfield College --- McMinnville, Oregon

110 METER HIGH HURDLES

* FINALS *

1.	Rick Fergesen	L-C	14.6
2.	Doug Ousterhout	WILL	14.6
3.	Duane Swafford	GF	14.8
4.	Greg Calhoun	L-C	15.0
5.	Mark Reynolds	GF	15.0
6.	Mark Gianneschi	L-C	15.1
7.	Rick Frisk	GF	15.3
8.	Ryan Wardell	EOSC	15.3

QUALIFYING HEATS

HEAT I

1.	Doug Ousterhout	WILL	14.7
2.	Rick Fergesen	L-C	14.8
3.	Duane Swafford	GF	15.0
4.	Ryan Wardell	EOSC	15.5
5.	John Elder	OCE	15.6
6.	Craig Harris	NWN	15.7
7.	Steve Linn	SOSC	17.0

HEAT II

1.	Mark Reynolds	GF	14.7
2.	Greg Calhoun	L-C	14.9
3.	Rick Frisk	GF	15.0
4.	Mark Gianneschi	L-C	15.2
5.	Lynn Reed	LINF	15.5
6.	Jim Terry	EOSC	15.9
7.	Mark Massey	PAC	16.0

N.A.I.A. DISTRICT 2 TRACK & FIELD CHAMPIONSHIPS --- MAY 9-10, 1980
Maxwell Field --- Linfield College --- McMinnville, Oregon

400 METERS

* FINALS *

1.	Moñse Anders	GF	48.4
2.	Eric Brown	Will	49.0
3.	Dan Grubb	Pac	49.6
4.	Tom Van Winkle	GF	49.7
5.	Gary Howe	Linf	50.5
6.	Randy Drake	Linf	50.5
7.	Ben Inman	Pac	51.1
8.	Tim McIntire	NWN	51.1

N.A.I.A. DISTRICT 2 TRACK & FIELD CHAMPIONSHIPS --- MAY 9-10, 1980
Maxwell Field --- Linfield College --- McMinnville, Oregon

100 METERS

* QUALIFYING HEATS *

HEAT I

1.	Dave Freunds Schuh	LINF	10.8	*
2.	Tim Sherman	GP	11.2	**
3.	Mark Dervedde	WILL	11.3	*
4.	Mike Clayton	EOSC	11.3	**
5.	Mathew Hall	OIT	11.5	
6.	Paul Smith	SOSC	11.5	

HEAT II

1.	Karry Cameron	PAC	11.0	**
2.	Robert Hall	LINF	11.0	*
3.	Bill Houser	WILL	11.1	**
4.	Ken Bush	NWN	11.2	**
5.	James Stone	OIT	11.2	
6.	Larry Butson	OCE	11.5	
7.	Don Ebert	SOSC	11.8	

HEAT III

1.	Leo Sloan	LINF	11.0	**
2.	Mark Reynolds	GP	11.2	*
3.	Greg Hansen	WILL	11.2	*
4.	Andy Capperauld	OCE	11.3	*
5.	Jim Farrell	WILL	11.4	
6.	O'Dell Wooden	OIT	11.5	
7.	Mike Pina	EOSC	12.0	

* Denotes advancement to Saturday Semi-final Heat I

** Denotes advancement to Saturday Semi-final Heat II

N.A.I.A. DISTRICT @ TRACK & FIELD CHAMPIONSHIPS --- MAY 9-10, 1980
Maxwell Field --- Linfield College --- McMinnville, Oregon

100 METERS

SEMI-FINAL QUALIFYING HEATS

HEAT I

1. Dave Freunds Schuh	LINE	10.9
2. Robert Hall	LINE	11.0
XXXXXXXXXXXXXXXXXXXXXXXXXXXXXXXXXXXXXXXXXXXX		
3. Mark Reynolds	GF	11.0
4. Greg Hansen	WILL	11.1
5. Mark Dernedde	WILL	11.1
6. Andy Capperauld	OCE	11.2

HEAT II

1.	Karry Cameron	PAC	11.0
2.	Leo Sloan	LINF	11.0
3.	Tim Sherman	GF	11.0
4.	Bill Houser	WILL	11.0
5.	Ken Bush	NWN	11.0
6.	Mathew Hall	OIT	11.0
7.	Mike Clayton	EOSC	12.0

FINALS

1. Dave Freunds Schuh	Lin	10.6
2. Karry Cameron	Pac	10.7
3. Robert Hall	Lin	10.8
4. Leo Sloan	Lin	10.8
5. Mark Reynolds	GF	10.8
6. Tim Sherman	GF	11.0
7. Greg Hansen	WILL	11.1
8. Bill Houser	WILL	11.2

800 METERS

* FINALS *

1.	Shane Miller	NWN	1:53.8
2.	Keith Pearson	GF	1:54.6
3.	Antoine Shired	Linf	1:54.51
4.	John Kraus	Linf	1:55.0
5.	John Hensley	L-C	1:55.8
6.	John Cole	GF	1:56.31
7.	Doug Scarth	NWN	1:56.6
8.	Tom Roehm	NWN	1:57.1
9.	Tim O'Malley	OCE	1:57.12
10.	Mark Brown	Linf	No Time
11.	Mike Davis	SOSC	No Time

N.A.A.I.A. DISTRICT 2 TRACK & FIELD CHAMPIONSHIPS --- MAY 9-10, 1980
Maxwell Field --- Linfield College --- McMinnville, Oregon

400 METER INTER. HURDLES

QUALIFYING HEATS - Friday

HEAT I

1.	Doug Ousterhout	WILL	54.7
2.	Jim Terry	EOSC	55.1
3.	Rick Frisk	GF	55.7
4.	Rick Fergesen	L-C	55.9
5.	Dan Cripps	SOSC	57.1

HEAT II

1.	Tim Gilbert	NWN	53.6
2.	Ryan Wardell	EOSC	55.1
3.	Greg Calhoun	L-C	55.5
4.	Duane Swafford	GF	56.4
5.	John Elder	OCE	58.8

FINALS

1.	Tim Gilbert	NWN	53.0
2.	Rick Frisk	GF	53.2
3.	Ryan Wardell	EOSC	53.7
4.	Doug Ousterhout	WILL	54.0
5.	Duane Swafford	GF	54.5
6.	Rick Fergesen	L-C	55.1
7.	Greg Calhoun	L-C	55.1
8.	Jim Terry	EOSC	55.5

N.A.I.A. DISTRICT 2 TRACK & FIELD CHAMPIONSHIPS --- MAY 9-10, 1980
Maxwell Field --- Linfield College --- McMinnville, Oregon

200 METERS

* TRIALS *

QUARTERFINALS

Heat I

1. Dave Freunds Schuh	LINF	22.1
2. Mark Reynolds	GF	22.8
3. Ken Bush	NWN	22.8
4. Bill Houser	WILL	22.9
5. Mike Clayton	EOSC	23.5
6. James Stone	OIT	23.5

Heat II

1. Monte Anders	GF	22.5
2. Scott Riggs	SOSC	22.8
3. Mark Dernedde	WILL	23.0
4. Randy Drake	LINF	23.2
5. Mathew Hall	OIT	23.2
6. Rob Cloud	GF	24.0
7. Mike Pina	EOSC	24.8

HEAT III

1. Karry Cameron	PAC	22.7
2. Leo Sloan	LINF	22.9
3. Time Sherman	GF	22.9
4. Don Ebert	SOSC	23.0
5. Sulayman Njie	NWN	23.4
6. Larry Butson	OCE	23.7
7. Robert Hall	LINF	Disq- False Start

N.A.I.A. DISTRICT 2 TRACK & FIELD CHAMPIONSHIPS --- MAY 9-10, 1980
Maxwell Field --- Linfield College --- McMinnville, Oregon

200 METERS

SEMI-FINALS

Heat I

1.	Dave Freunds Schuh	LINF	22.1
2.	Mark Reynolds	GF	22.5
3.	Tim Sherman	GF	22.8
4.	Scott Riggs	SOSC	22.8
5.	Randy Drake	LINF	22.8
6.	Mark Darnedde	WILL	23.2

Heat II

1.	Monte Anders	GF	22.7
2.	Karry Cameron	PAC	22.8
3.	Ken Bush	NVN	22.9
4.	Leo Sloan	LINF	23.0
5.	Don Ebert	SOSC	23.1 23.1
6.	Bill Houser	WILL	23.1

200 METERS

* Finals *

1.	Dave Freunds Schuh	Linfield	21.8
2.	Karry Cameron	Pacific	22.1
3.	Mark Reynolds	GF	22.1
4.	Leo Sloan	Linfield	22.7
5.	Scott Riggs	SOSC	22.7
6.	Ken Bush	NWN	22.8
7.	Tim Sherman	GF	22.8
8.	Monte Anders	GF	23.3

N.A.I.A. DISTRICT 2 TRACK & FIELD CHAMPIONSHIPS - MAY 9-10, 1980
Maxwell Field --- Linfield College --- McMinnville, Oregon

5,000 METERS

1.	Dave Fleming	Willamette	14:24.6
2.	Bill Yeoman	SOSC	15:01.0
3.	Joe Cramer	SOSC	15:05.50
4.	Rich Recker	L-C	15:10.09
5.	Tim Rochholz	G-F	15:13.8
6.	Jose Renteria	SOSC	15:15.11
7.	Steve XXXXXXXX Stuart	BF	15:20.6
8.	Mark Anderson	Linfield	16:14.16
9.	Randy Coxen	OCE	16:45.1

N.A.I.A. DISTRICT 2 TRACK & FIELD CHAMPIONSHIPS - MAY 9-10, 1980
Maxwell Field --- Linfield College --- McMinnville, Oregon

MILE RELAY
(4 x 440 yd)

1.	GEORGE FOX	3:19.2	(Tim Olds, Rick Frisk, Mark Reynolds, Monte Ander
2.	WILLAMETTE	3:19.8	
3.	NW NAZARENE	3:22.4	
4.	LEWIS & CLARK	3:23.6	
5.	PACIFIC	3:26.7	
6.	EOSC	3:27.5	
7.	SOSC	3:32.6	
8.	LINFIELD	3:35.2	

LANE ASSIGNMENTS

1. EOSC
2. WILLAMETTE
3. LINFIELD
4. GEORGE FOX
5. PACIFIC
6. SOUTHERN OREGON
7. LEWIS & CLARK
8. NORTHWEST NAZARENE

ENTRIES (* Membership) **(Not Standard)

100 METERS (11.2)

20

7-7-6
4 a w

1.	David Freunds Schuh	LIN	10.3
2.	Karry Cameron	PAC	10.4
3.	Leo Sloan	LIN	10.5
4.	Robert Hall	LIN	10.5
5.	Greg Hansen	WILL	10.6
6.	Mathew Hall	OT	10.8
7.	Matt Seils	WILL	11.0
8.	Eric Brown	WILL	11.0
9.	James Stone	OT	11.0
10.	Paul Smith	SOC	11.0
11.	Andy Capperault	OCE	11.1
12.	Bill Houser	WILL	11.1
13.	Mike Pina	EO	11.1
14.	Mike Clayton	EO	11.1
15.	Sulayman Njie	NWN	11.1
16.	Mark Darnedde	WILL	11.1
17.	Ken Bush	NWN	11.1
18.	Mark Reynolds	GF	11.1
19.	Larry Butson	OCE	11.1
20.	Randy Drake	LIN	11.1
21.	Jim Farrell	WILL	11.2
22.	Tim Sherman	GF	11.2
23.	Don Ebert	SOC	11.2*
24.	Tim Robertson	LC	11.3*
25.	Kevin Aquirre	SOC	NT**
26.	Sandee Kensinger	SOC	NT**
27.	Harry Mauch	SOC	NT**
28.	Marty Cloud	SOC	NT**

O Bell Wooden

OIT 10.9

200 METERS (22.9)

20

7-7-6
4 edu

1.	David Freunds Schuh	LIN	21.6
2.	Scott Riggs	SOC	22.0
3.	Karry Cameron	PAC	22.1
4.	Eric Brown	WILL	22.2
5.	Sulayman Njie	NWN	22.33
6.	Doug Osterhout	WILL	22.4
7.	Mathew Hall	OT	22.4
8.	Mark Reynolds	GF	22.4
9.	Randy Drake	LIN	22.5
10.	Robert Hall	LIN	22.5
11.	Bill Houser	WILL	22.5
12.	Leo Sloan	LIN	22.6
13.	Matt Seils	WILL	22.6
14.	James Stone	OT	22.6
15.	Monte Anders	GF	22.6
16.	Tim Sherman	GF	22.6
17.	Mark Darnedde	WILL	22.7
18.	Ken Bush	NWN	22.8
19.	Mike Clayton	EO	22.8
20.	Rob Cloud	GF	22.9
21.	Don Ebert	SOC	22.9
22.	Andy Capperault	OCE	23.2*
23.	Tim Olds	GF	NT**
24.	Paul Smith	SOC	NT**
25.	Kevin Aquirre	SOC	NT**
26.	Harry Mauch	SOC	NT**
27.	Sandee Kensinger	SOC	NT**
28.	Marty Cloud	SOC	NT**

Mike Pina

EOSC 22.8

Larry Butson

OCE 23.1

400 METERS (50.6)

A

finals only

1.	Monte Anders	GF	48.9	ET
2.	Matt Seils	WILL	49.0	48.8
3.	Dan Grubb	PAC	49.1	
4.	Ryan Wardell	EO	49.2	
5.	Eric Brown	WILL	49.4	
6.	Gary Howe	LIN	49.8	
7.	Doug Osterhout	WILL	49.9	
8.	Greg Hansen	WILL	49.9	
9.	Ben Inman	PAC	49.9	
10.	Randy Drake	LIN	50.2	
11.	Jim Terry	EO	50.2	
12.	Mike Clayton	EO	50.4	
13.	Tom VanWinkle	GF	50.5	
14.	Tim McIntire	NWN	51.7	*
15.	Eric Shirley	LC	51.8	*
16.	Mark Brown	LIN	50.8	**
17.	Tim Olds	GF	51.3	**
18.	Jeff Schmidt	OT	NT	*

GF - 2

WILL - 1

SOSC - 0

L - 2

Sten Salamon

800 METERS (1:57.5)

12 (no prelim) GF - 2-
WU - 0
SOSC - 1
L - 3

(9)

12	1.	Antoine Shired	LIN	1:53.3	LEC 1
2	2.	John Cole	GF	1:54.6	
	3.	Craig Dingman	WILL	1:55.3	
9	4.	Shane Miller	NWN	1:55.5	
10	5.	Mike Davis	SOC	1:55.6	
	6.	Wendell Otto	GF	1:55.7	
	7.	Steve Stuart	GF	1:56.06	
3	8.	Keith Pearson	GF	1:56.07	
11	9.	John Kraus	LIN	1:56.2	
	10.	Monte Anders	GF	1:56.5	
	11.	Tom Nist	LC	1:56.6	
	12.	Ross Roberts	WILL	1:56.6	
7	13.	Doug Scarth	NWN	1:56.7	
8	14.	Tom Roehm	NWN	1:56.8	
6	15.	Mark Brown	LIN	1:56.9	
4	16.	John Hensley	LC	1:57.3	
1	17.	Tom Williams	PAC	1:57.4	
	18.	Tim Olds	GF	1:57.6	
5	19.	Vance Brown	PAC	1:57.6	
	20.	Tim O'Malley	OCE	1:57.6	
	21.	Kelly Davis	SOC	1:58.0	**
	22.	Gary Diffie	NWN	1:58.2	**
	23.	Roger Houser	NWN	1:59.0	**
	24.	James Miller	OT	2:00.0	*
	25.	Joe Cramer	SOC	2:00.4	**
	26.	Bruce Oberst	GF	2:00.5	**
	27.	Jim Larsen	EO	2:01.0	*
	28.	Dan Williams	SOC	NT	**

1500 METERS (4:04.1)

(12)

14

	1.	David Fleming	WILL	3:51.3	
14	2.	Steve Stuart	GF	3:54.35	ET
	3.	Rick LaGreide	WILL	3:55.6	
9	4.	Wendell Otto	GF	3:56.73	ET
4	5.	Scott Jacob	OCE	3:57.2	
2	6.	Mike Davis	SOC	3:57.3	
8	7.	John Kraus	LIN	3:57.7	
10	8.	Tom Nist	LC	3:59.5	
11	9.	Mark Andersen	LIN	3:59.9	
6	10.	John Hensley	LC	4:00.1	
7	11.	Craig Dingman	WILL	4:00.1	
	12.	Rich Recker	LC	4:00.2	
	13.	Tim Rochholz	GF	4:01.1	
	14.	John Cole	GF	4:02.9	
	15.	Joe Cramer	SOC	4:03.0	
5	16.	Mark Cleary	PAC	4:03.1	
12	17.	Lanny Wilbur	EO	4:03.2	
	18.	Tim Rutledge	WILL	4:03.3	
	19.	Keith Pearson	GF	4:03.7	
13	20.	Kelly Davis	SOC	4:07.8	**
	21.	Gary Bales	OT	NT	*
	22.	Dan Williams	SOC	NT	**

3 Don Stearns EOSC 4:03.0

5000 METERS (15:25.4)

(18)

12

10	1.	David Fleming	WILL	14:17.6	
9	2.	Steve Stuart	GF	14:45.4	
6	3.	Joe Cramer	SOC	14:49.0	
3	4.	Rick La Greide	WILL	14:51.0	
11	5.	Bill Yeoman	SOC	14:53.0	
2	6.	Tim Rochholz	GF	15:01.0	
12	7.	Joel Stamp	LC	15:01.5	
1	8.	Rich Recker	LC	15:01.6	
5	9.	Mark Andersen	LIN	15:03.4	

	10.	Dirk French	OCE	15:05.5	
	11.	Don Stearns	EO	15:22.8	
2	12.	Stu Vincent	LC	15:23.4	
	13.	Ken White	SOC	16:10.0	**
	14.	Gary Bales	OT	NT	**
	15.	Ken Dianovich	OT	NT	**
	16.	Jim Bright	GF	NT	**
	17.	Wendell Otto	GF	NT	**
8	18.	Jose Renteria	SOC	NT	**

GF - 2
WU - 2
SOSC - 3
L - 1
LEC - 3

4 Randy Coven OCB 15:35

10,000 METERS (33:39.2)

10

1.	Bill Yeoman	SOC	31:19.0	
2.	Tim Rutledge	WILL	31:28.6	
3.	Mark Andersen	LIN	31:44.0	
4.	Jim Bright	GF	32:11.4	
5.	Tim Rochholz	GF	32:18.3	
6.	Joel Stamp	LC	33:20.6	
7.	Stu Vincent	LC	33:26.7	
8.	Jack Winter	GF	34:08.7	**
9.	Don Stearns	EO	NT	*
10.	Dan Blyfus	OCE	NT	*
11.	Bill Pewen	SOC	NT 32:54	**
12.	Charley Shrewsbury	SOC	NT 33:39.0	**
13.	Ken White	SOC	NT 33:01	**
14.	Rob Redman	WILL	34:50.2	**
15.	Mark Holmlund	WILL	NT	**

3 & 4

10 pts

STEEPLECHASE (9:41.8)

9

1.	Rick LaGreide	WILL	9:10.2	
5 2.	Rich Recker	LC	9:19.0	
3 3.	Tom Nist	LC	9:23.2	
6 4.	Tim Rutledge	WILL	9:23.5	
1 5.	Wendell Otto	GF	9:23.9	
3 6.	Brock Roberts	LC	9:28.6	
2 7.	Jose Renteria	SOC	9:33.0	
4 8.	Joe Cramer	SOC	9:34.0	
9.	Steve Stuart	GF	9:37.2	
7 10.	Mark Holmlund	WILL	9:39.1	
11.	Dirk French	OCE	9:44.9	*
9 12.	Scott Maryott	LIN	NT	*
13.	Don Stearns	EO	NT	*
14.	Garry Bales	OT	NT	*
15.	Ken White	SOC	9:51.5	**

4 1/2

4 pts

110 METER HURDLES (15.5)

14

1.	Doug Ousterhout	WILL	14.6		10.	Dave Pullin	LC	15.4	
2.	Greg Calhoun	LC	14.7		11.	Jim Terry	EO	15.5	
3.	Mark Reynolds	GF	14.8		12.	Steve Linn	SOC	15.8	
4.	Duane Swafford	GF	14.8		13.	Mark Massey	PAC	15.6	
5.	Rick Fergesen	LC	14.9		14.	Craig Harris	NWN	15.8	
6.	Rick Frisk	GF	15.1		15.	Lynn Reed	LIN	16.0	*
7.	Mark Giannachi	LC	15.2		16.	John Elder	OCE	16.7	*
8.	Mike Merriam	OT	15.3		17.	Brad Cohen	SOC	16.1	**
9.	Mike Jennings	OT	15.4		18.	Dan Cripps	SOC	16.2	**

Ryan Wardell EOSC 15.3

400 METER RELAY

1. Linfield	42.1
2. Pacific	42.2
3. Willamette	42.5
4. George Fox	43.0
5. OCE	44.7
6. OT	NT
7. NWN	NT 42.2
8. SOC	NT

MILE RELAY

1. Linfield	3:19.9	
2. George Fox	3:19.5	ET
3. Pacific	3:22.2	
4. E.O.	3:23.2	
5. Willamette	3:28.5	
6. Lewis & Clark	NT	3:23.4
7. O.T.	NT	3:43
8. NWN	NT	3:22.1
9. OCE	NT	
10. SOC	NT	3:35

400 METER I.H. (55.8) 10

1. Doug Custerhout	WILL	52.5	
2. Tim Gilbert	NWN	53.1	
3. Rick Frisk	GF	53.5	
4. Tom McKinlay	LIN	53.5	
5. Rick Fergesen	LC	53.4	
6. Greg Calhoun	LC	53.9	
7. Duane Swafford	GF	54.0	
8. Eric Brown	WILL	55.2	
9. Jim Terry	EO	55.4	
10. Marc Gianneschi	LC	55.7	
11. Ryan Wardell	EO	55.8	53.5
12. Craig Harris	NWN	56.6	**
13. Rich Caldwell	SOC	58.5	* (1)
14. Dan Cripps	SOC	59.3	
15. Ken Sacht	SOC	NT	
16. Darrell Cooper	OCE	1:01.0	*
17. Mike Merrigan	OT	NT	* (1)
18. Mike Jennings	OT	NT	

John Elder OCE 1:00

HAMMER (133 - 6)

1. Steve Curtis	GF	155 - 4	
2. J.C. Luoto	LIN	150 - 4	
3. Dave Dobrinski	LC	146 - 8	
4. Michael Dotson	LIN	146 - 7	
5. Martin Jaqua	LIN	141 - 8	
6. Dennis Earnshaw	LC	140 - 8	
7. Ron Chappel	OCE	138 - 6	
8. Ken Sacht	SOC	137 - 6 $\frac{1}{2}$	
9. Jim Tipler	SOC	137 - 5	
10. Greg Caster	LIN	136 - 9	
11. Nolan Smith	GF	134 - 5	
12. Tim French	LC	130 - 0	**
13. Rob Craig	WILL	134 - 6	*
14. Andy Greatwood	OT	130 - 0	*
15. Marvin Mercer	SOC	123 - 1	**
16. Roger Miller	GF	109 - 6	**

SHOT PUT (46 - 6) 10

1. Brian Bean	WILL	50 - 3 $\frac{1}{2}$	L&C - 2
2. Kerry Green	OCE	49 - 2	
3. Chris Friday	LC	48 - 7 $\frac{1}{2}$	
4. Don Backman	WILL	48 - 7	
5. Martin Jaqua	LIN	46 - 8	
6. Ron Chappel	OCE	46 - 6	
7. Kerry Fagerberg	LC	46 - 5	**
8. Marvin Mercer	SOC	46 - 1	*
9. David Engalholm	OT	44 - 6	*
10. Charlie Keeran	GF	42 - 9	* (1)
11. Steve Curtis	GF	41 - 4	
12. Jim Tipler	SOC	41 - 0	**

DISCUS (140 - 7) 10

1. Kerry Green	OCE	159 - 9	
2. Martin Jaqua	LIN	156 - 2	
3. Charlie Keeran	GF	155 - 1	
4. Paul Brown	SOC	141 - 5	
5. Don Backman	WILL	139 - 6	* (1)
6. Tom Rowen	NWN	138 - 11	*
7. David Englewood	OT	136 - 0	*
8. Ken Sacht	SOC	137 - 6	**
9. Joe Uyehara	LC	135 - 1	* (1)
10. Jim Tipler	SOC	133 - 5	**
11. Rob Craig	WILL	133 - 3	* (1)
12. Chris Friday	LC	131 - 6	* (1)
13. Steve Curtis	GF	125 - 2	**
14. Roger Miller	GF	124 - 4	**

Dave Saranto NNE 132-10

12

WU - 1
SOSC - 2
L - 4
L&C - 2

GF - 1
WU - 2
SOSC - 1
L - 1
L&C - 2

JAVELIN (191 - 0)

15

1. Todd Lovell	LC	223 - 7
2. Rob Casteel	LINN	218 - 7
3. Randy Workman	OT	205 - 2
4. Scott Wegner	LIN	204 - 0
5. Alan Tegethoff	NWN	203 - 7
6. Larry Holbrook	GF	202 - 6
7. John Ernst	LIN	199 - 8
8. Joe Uyehara	LC	199 - 2
9. Kelly Reynolds	GF	197 - 7
10. Rod Kolkow	OT	197 - 2 213-3
11. Gordy Smith	OT	196 - 3
12. Randy Hayes	LIN	192 - 1
13. Tom King	OCE	189 - 9 *
14. Paul Brown	SOC	189 - 6 * (1)
15. Tony Carson	GF	188 - 2 **
16. David Skoglund	WILL	186 - 9 * (1)
17. John Davenport	WILL	185 - 3
18. David James	EO	172 - 8 *
19. Jim Kelly	SOC	170 - 0 * (1)

GF 2
 WU - 1
 SOsc - 1
 L - 4
 L&C - 2

HIGH JUMP (6 - 2)

17

opar 6-1 to 6-7 2" there after 1"
 Saline

1. Scott Wallace	WILL	6 - 10
2. Dave Pullin	LC	6 - 8 $\frac{1}{2}$
3. Sherman Wafer	NWN	6 - 8
4. Bob Quiring	GF	6 - 6 $\frac{1}{2}$
5. Steve Tyner	LIN	6 - 6 $\frac{1}{4}$
6. Larry Goodwin	NWN	6 - 6
7. Tom Snoon	EO	6 - 6
8. Scott Riggs	SOC	6 - 6
9. Winchell Jonas	LIN	6 - 5
10. Jim Livermore	LIN	6 - 4 $\frac{1}{4}$
11. John Davenport	WILL	6 - 4 $\frac{1}{4}$
12. Harry Carson	LC	6 - 4
13. Glen Klaassen	EO	6 - 4
14. Craig Wormington	OT	6 - 4
15. John Acord	PAC	6 - 4
16. Brian Piercy	OT	6 - 3
17. Dan Baldwin	OCE	6 - 2 $\frac{1}{2}$
18. Steve Linn	SOC	6 - 2 $\frac{1}{2}$
19. John Gabriel	WILL	6 - 2 $\frac{1}{2}$
20. Shawn Murray	PAC	6 - 2
21. Duane Swafford	GF	6 - 0 **

GF 1
 WU 3
 SOsc 2
 L 3
 L&C - 2

POLE VAULT (12 - 11)

12 to 14 16"

3" there after

1. Dave Saranto	NWN	14- 6	8. Mark Christensen	PAC	13- 0
2. Greg Hansen	WILL	14- 0	9. Kent Dorsey	LIN	13- 0
3. Greg Yeend	NWN	14- 0	10. Marty Johnson	OCE	12- 11
4. Kevin Leader	OCE	14- 0	11. Brent Heydel	GF	12- 11
5. Sam Bensen	SOC	13- 6	12. Jon Gabriel	WILL	13- 0
6. Bruce Oberst	GF	13- 6	13. Ken Sacht	SOC	11- 10 **
7. Dugan Coburn	OT	13- 0			

GF - 2
 WU 2
 SOsc 0
 L 1
 L&C 0

LONG JUMP (21 - 7) 12 6-6

1.	Greg Hansen	WILL	23 - 2½
2.	Dave DeLap	LIN	21 - 10
3.	Dave Pullin	LC	21 - 10
4.	Bob Quiring	GF	21 - 10
5.	Curtis Goetsch	LIN	21 - 9½
6.	Mark Reynolds	GF	21 - 9
7.	Joe Ellings	LIN	21 - 8
8.	Felix Okora	OCE	21 - 7½
9.	Tom Pierce	LIN	21 - 7
10.	Curt Carrigan	OT	21 - 6 *
11.	Lynn Reed	LIN	21 - 5 **
12.	Tim Robertson	LC	21 - 5½ **
13.	Rob Cloud	GF	21 - 7 (note)

rule regarding qualifying
after finals. (21-1½)

Bob Duhm NWC 22-3½

TRIPLE JUMP (44 - 1) 12 6 46

1.	Sherman Wafer	NWN	49 - 7
2.	Dave DeLap	LIN	47 - 6
3.	Johnathan Shaw	LIN	47 - ½
4.	Bob Diehm	NWN	46 - 11 3/4
5.	Dave Pullin	LC	46 - 9½
6.	Eric Brown	WILL	46 - 6 3/4
7.	Mike Evergin	LIN	45 - 0
8.	Ray Wolverton	NWN	44 - 2
9.	Mark Reynolds	GF	43 - 10½ * (1)
10.	Noland Smith	GF	43 - 6 ½
11.	Bill Sherrod	WILL	42 - 6½ **
12.	Tim Beckley	OCE	42 - 3½ *
13.	Dave Wilkinson	GF	42 - 0 * (1)
14.	Jim Kelly	SOC	40 - 6 *
15.	Curt Carrigan	OT	ND *

Gem Klaassen SOSC 43-2

GF 1
WU 1
SOSC 1
L 3
L&C 1

10,000 METER WALK All can walk 13

1.	Sam Shick	LC	50:36.0	9.	Tom Pierce	LIN	NT
2.	Tony Biegler	LC	1:04:16.2	10.	Seth Hodges	LIN	NT
3.	Charlie Hart	LC	NT	11.	Nolan Smith	GF	NT
4.	Dave Snyder	LC	NT	12.	Jack Winter	GF	NT
5.	Rob Redman	WILL	NT	13.	Charlie Shewsbury	SOC	NT
6.	John Burke	EO	NT	14.	Dan Cripps	SOC	NT
7.	John Kerfoot	EO	NT	15.	Ken White	SOC	NT
8.	Dennis Wikoff	NWN	NT				

Dave Wilkinson
GF

Don't talk to judges beforehand

GF - 2
WU - 1
SOSC - 2
L - 2
L&C - 3

LIST OF COMPETITORS (District 2)

EASTERN OREGON ¹⁴

Coach: Gary L. Feasel

- 1 John Burke
- 2 Mike Clayton
- 3 David James
- 4 John Kerfoot
- 5 Glenn Klaassen
- 6 Jim Larson
- 7 Mike McCauley
- 8 Tim Morlock
- 9 Mike Pina
- 10 Tom Snook
- 11 Don Stearns
- 12 Jim Terry
- 13 Ryan Wardell
- 14 Lanny Wilbur

GEORGE FOX COLLEGE

Coach: Rich Allen

- 15 Monte Anders
- 16 Jim Bright
- 17 Tony Carson
- 18 Rob Cloud
- 19 John Cole
- 20 Steve Curtis
- 21 Rick Frisk
- 22 Brent Heydel
- 23 Larry Holbrook
- 24 Charlie Keeran
- 25 Roger Miller
- 26 Bruce Oberst
- 27 Tim Olds
- 28 Wendell Otto
- 29 Keith Pearson
- 30 Bob Quiring
- 31 Kelly Reynolds
- 32 Mark Reynolds
- 33 Tim Rochholz
- 34 Tim Sherman
- 35 Nolan Smith
- 36 Steve Stuart
- 37 Duane Swafford
- 38 Tom VanWinkle
- 39 Dave Wilkinson
- 40 Jack Winter

LEWIS & CLARK ²³

Coach: Eldon Fix

- 41 Tony Biegler
- 42 Greg Calhoun
- 43 Harry Carson
- 44 Dave Dobrinski
- 45 Dennis Earnshaw
- 46 Rick Fergesen
- 47 Tim French
- 48 Chris Friday
- 49 Marc Gianneschi
- 50 Charley Hart
- 51 Jon Hensley
- 52 Todd Lovell
- 53 Tom Nist
- 54 Dave Pullin
- 55 Rich Recker
- 56 Brock Roberts
- 57 Tim Robertson
- 58 Sam Shick
- 59 Eric Shirley
- 60 Dave Snyder
- 61 Joel Stamp
- 62 Joe Uyehara
- 63 Stu Vincent

NORTHWEST NAZARENE COLLEGE

Coach: Paul Taylor

- 64 Ken Bush
- 65 Gary Diffie
- 66 Bob Diehm
- 67 Tim Gilbert
- 68 Larry Goodwin
- 69 Roger Houser
- 70 Tim McIntire
- 71 Shane Miller
- 72 Sulayman Njie
- 73 Tom Roehm
- 74 Tom Rowen
- 75 David Saranto
- 76 Alan Tegethoff
- 77 Sherman Wafer
- 78 Dennis Wikoff
- 79 Ray Wolverton
- 80 Greg Yeend
- 81 Doug Scarth

OREGON COLLEGE OF EDUCATION

Coach: Lou DeLoretto

- 82 Dan Baldwin
- 83 Tim Beckley
- 84 Kevin Brophy
- 85 Andy Capperault
- 86 Ron Chappel
- 87 Daryl Cooper
- 88 Randy Coxen
- 89 John Elder
- 90 Dirk French
- 91 Kerry Green
- 92 David Hahn
- 93 Marty Johnson
- 94 Scott Jacob
- 95 Tom King
- 96 Kevin Leader
- 97 Tim O'Malley
- 98 Moibi Okoro (Felix)

OREGON INSTITUTE OF TECHNOLOGY

Coach: Ross Cariaga

- 99 Gary Bales
- 100 Curt Carrigan
- 101 Dugan Coburn
- 102 Len Dianovich
- 103 Charles Eaton
- 104 David Engalholm
- 105 Andy Greatwood
- 106 Mathew Hall
- 107 Mike Jennings
- 108 Rod Kolkow
- 109 Jim Miller
- 110 Mike Merrigan
- 111 Brian Piercy
- 112 Jeff Schmidt
- 113 Gorden Smith
- 114 James Stone
- 115 O'Dell Wooden
- 116 Randy Workman
- 117 Craig Wormington

(List of Competitors Continued)

PACIFIC UNIVERSITY

Coach: Jim Weber

118 Jon Acord
119 Vance Brown
120 Karry Cameron
121 Mark Christensen
122 Mark Cleary
123 Dan Grubb
124 Ben Inman
125 Mark Massey
126 Shawn Murray
127 Calvin Myles
128 Tom Williams

SOUTHERN OREGON STATE COLLEGE

Coach: Mike Davey

129 Kevin Aguirre
130 Sam Benson
131 Paul Brown
132 Rich Caldwell
133 Brad Cohan
134 Marty Cloud
135 Joe Cramer
136 Dan Cripps
137 Kelly Davis
138 Mike Davis
139 Don Ebert
140 James Kelly
141 Sandee Kesinger
142 Steve Linn
143 Marc Mandershied
144 Harry Mauch
145 Marvin Mercer
146 Bill Pewen
147 Jose Renteria
148 Scott Riggs
149 Ken Sacht
150 Charlie Shrewsbury
151 Paul Smith
152 Jim Tipler
153 Ken White
154 Dan Williams
155 Bill Yeoman

WILLAMETTE UNIVERSITY

156 Don Backman
157 Brian Bean
158 Eric Brown
159 Rob Craig
160 John Davenport
161 Mark Dervedde
162 Craig Dingman
163 Jim Farrell
164 David Fleming
165 Jon Gabriel
166 Greg Hansen
167 Mark Holmlund
168 Bill Houser
169 Rick LaGreide
170 Doug Ousterhout
171 Rob Redman
180 Ross Roberts
181 Tim Rutledge
182 Matt Seils
183 Bill Sherrod
184 David Skoglund
185 Scott Wallace

LINFIELD COLLEGE

Coach: Neal Tremble

186 John Adkins
187 Mark Andersen
188 Mark Brown
189 Rob Casteel
190 Greg Caster
191 Dave DeLap
192 Michael Dotson
193 Kent Dorsey
194 Randy Drake
195 Joe Ellings
196 John Ernst
197 Mike Evergin
198 David Freunds Schuh
199 Curtis Goetsch
200 Robert Hall
201 Randy Hayes
202 Seth Hodges
203 Gary Howe
204 Martin Jaqua
205 Winchell Jonas
206 John Kraus
207 J.C. Luoto
208 Jim Livermore
209 Scott Maryott
210 Tom McKinlay
211 Tom Pierce
212 Lynn Reed
213 Johnathan Shaw
214 Antoine Shired
215 Leo Sloan
216 Steve Tyner
217 Scott Wegner

GEORGE FOX COLLEGE
1980
Bruin Track & Field Standards

Event		George Fox	District	Reynolds	National	
				Sherman	Auto	Hand
100	3	11.5	11.2	10.6	10.4	- Anders
200	3-5	23.5	22.9	Cloud-Sherman	21.7	21.5
400	3-4	52.2	50.6	Anders	van Winkle	47.5
800	5-7	2:00	1:57.5	Anders	Stuart	Otto
1500		4:10	4:04.1	Rochholz	Stuart	Pearson
Steeple		10:00	9:41.8	Otto-Stuart	9:11.2	Cole Otto
5,000		16:35	15:25.4	Rochholz-Stuart	14:38.1	
10,000		34:10	33:39.2	Rochholz	Bright	
5K		16.5	15.5	Frisk-Swafford	14.5	Reynolds
10K		59.5	55.8	Frisk-Swafford	52.7	52.5
15K		5-10	6-2	Quiring	6-8	(open at 6-8)
20K		20-0	21-7	M. Reynolds	Quiring	
25K		41	44-1		48-5	
30K		11-0	12-11	Olaerst	15-4	(open at 15-0)
Shot		40	46-6		53-11	
Discus		120	140-7	Keenan	166-6	(170)
Javelin		150	191-0	K Reynolds	Holbrook	
Hammer		100	133-6	Curtis	Smith	160-10 (168)
10K Walk			1:02:40		51:04	
Decathlon			5665		*6759	
Marathon						must have competed
440 &					41.6	
Mile r					3:13.2	
Standard to be met		Prior to first meet	Once		Twice & District Champ.	

*Subject to review.

EASTERN OREGON STATE COLLEGE

TO: NEWS MEDIA - The Observer, The Beacon, KLBM Radio, N.A.I.A. Dist.#2 Schools

FROM: Gary Feasel, Track Coach

SUBJ: District #2 Marathon (Seaside Marathon) Results for 1980

The Seaside Marathon, held annually (11th year) at Seaside, Oregon, is also the N.A.I.A. District #2 event and is scored as the first track event in our District N.A.I.A. Outdoor Track Championships.

The following students competed in the marathon this year from our district:

SOUTHERN OREGON STATE COLLEGE - Bill Pewen
 PACIFIC UNIVERSITY - Matt Wells
 EASTERN OREGON STATE COLLEGE - Don Stearns & John Kerfoot
 LEWIS & CLARK COLLEGE - Dave Snyder & Matt Palais
 WILLAMETTE UNIVERSITY - Rob Redman & Mike Shinn
 GEORGE FOX COLLEGE - Jim Bright & Jack Winter
 OREGON COLLEGE OF EDUCATION - Jim Rankin

<u>RESULTS</u>	<u>NAME</u>	<u>SCHOOL</u>	<u>TIME</u>	<u>DIST. PLACE</u>	<u>OVERALL PLACE</u>
10pts.	BILL PEWEN	SOUTHERN OREGON	2:35:01	1st	30th
8pts.	JIM BRIGHT	GEORGE FOX COLL.	2:39:18	2nd	45th
6pts.	ROB REDMAN	WILLAMETTE UNIV.	2:40:35	3rd	50th
4pts.	JACK WINTER	GEORGE FOX COLL.	2:50:27	4th	149th
2pts.	DAVE SNYDER	LEWIS & CLARK COLL.	2:52:31	5th	166th
1pts.	MATT WELLS	PACIFIC UNIV.	2:54:38	6th	180th
non-score	MIKE SHINN	WILLAMETTE UNIV.	2:57:33	7th	226th
non-score	JOHN KERFOOT	EASTERN OREGON STATE	2:57:44	8th	231st
non-score	MATT PALAIS	LEWIS & CLARK COLL.	3:01:00	9th	276th
non-score	JIM RANKIN	OREGON COLLEGE OF ED.	3:12:53	10th	418th
non-score	DON STEARNS	EASTERN OREGON STATE	*did not finish race		

SCORING

GEORGE FOX COLLEGE - - - - - 12 pts.
 SOUTHERN OREGON STATE COLL. - - - 10 pts.
 WILLAMETTE UNIVERSITY - - - - - 6 pts.
 LEWIS & CLARK COLLEGE - - - - - 2 pts.
 PACIFIC UNIVERSITY - - - - - 1 pts.

WEATHER CONDITIONS

53 degrees, slight overcast, calm (beautiful day for a marathon)

N.A.I.A. DISTRICT 2 TRAC AND FIELD CHAMPIONSHIPS - MAY 9-10, 1980
Maxwell Field --- Linfield College --- McMinnville, Oregon

TEAM SCORES

GEORGE FOX	145
WILLAMETTE	124
LINFIELD	119 $\frac{1}{2}$
LEWIS & CLARK	78
SOUTHERN OREGON	77
NORTHWEST NAZARENE	62
PACIFIC	33 $\frac{1}{2}$
EASTERN OREGON	33
OREGON COLLEGE	32
OREGON TECH	9

N.A.I.A. DISTRICT 2 TRACK & FIELD CHAMPIONSHIPS - MAY 9-10, 1980
 Maxwell Field --- Linfield College --- McMinnville, Oregon

EVENT BY EVENT SCORING

	<u>WILL</u>	<u>SOSC</u>	<u>GF</u>	<u>L-C</u>	<u>PAC</u>	<u>EOSC</u>	<u>NWN</u>	<u>OCE</u>	<u>OIT</u>	<u>L</u>
Marathon	6	10	8 4	2	1					
Decathlon	8 6	4 1	2	10						
Discus	2	4 1	10					6		8
Long Jump	10		8 2				1			6 4
10,000 Meters		9 2	6 4	1		10				
Steeplechase	6	10 8	4	2 1						
Hammer			10 1	4 2						8 6
10,000 Meter Walk	4			10 8 1		6 2				
Pole Vault	6		4 1		2		10	8		
Javelin				6					8 1	10 4 2
Shot Put	10 2	4		1				8 6		
High Jump	10	5		2	$\frac{1}{2}$	8	5			$\frac{1}{2}$
Triple Jump	4			1		10 2	10 2			8 6
440 Yard Relay	4	1	2		6		8			10
1,500 Meters	8		10 6	1				4		2
110 Meter Hdl.	8		6 2	10 4 1						

EVENT BY EVENT SCORING

	<u>WILL</u>	<u>SOSC</u>	<u>GF</u>	<u>L-C</u>	<u>PAC</u>	<u>EOSC</u>	<u>NWN</u>	<u>OCE</u>	<u>OIT</u>	<u>LI</u>
400 Meters	8		10 4		6					2 1
100 Meters			2 1		8					10 6 4
800 Meters			8 1	2			10			6 4
400 Meter Int. Hdlis.	4		8 2	1		6	10			
200 Meters		4	6 1		8					10 2
5,000 Meters	10	8 6 1	2	4						
Mile Relay	8		10	4	2	1	6			
TOTAL SCORING	124	77	145	78	33½	33	62	32	9	119

N.O.J.A. DISTRICT 2 TRACK & FIELD CHAMPIONSHIPS---May 9-10, 1980
 Maxwell Field---Linfield College---McMinnville, Oregon

LONG JUMP

Entry	Team	1st	2nd	3rd	4th	5th	6th
Greg Hansen	WILL	19-11 $\frac{1}{2}$	21-2	21-8	<u>22-9$\frac{1}{4}$</u>	SCR	SCR
Bob Diehm	NWV	SCR	20-7	SCR	SCR	SCR	<u>21-1$\frac{3}{4}$</u>
Dave Delap	LINF	SCR	20-2 $\frac{3}{4}$	20-5 $\frac{1}{4}$	<u>20-7$\frac{3}{4}$</u>	SCR	SCR
Dave Pullin	L-C	19-2 $\frac{3}{4}$	<u>19-7$\frac{1}{2}$</u>	SCR	---	---	---
Bob Quiring	GF	19-2 $\frac{1}{2}$	20-8	<u>20-11$\frac{1}{2}$</u>	20-6	<u>21-0</u>	SCR
Curtis Goetsch	LINF	SCR	<u>19-5$\frac{3}{4}$</u>	19-2 $\frac{1}{2}$	---	---	---
Mark Reynolds	GF	21-5 $\frac{1}{2}$	<u>21-8$\frac{3}{4}$</u>	SCR	21-3 $\frac{3}{4}$	21-0	SCR
Joe Ellings	LINF	20-8 $\frac{3}{4}$	20-8	<u>21-4$\frac{3}{4}$</u>	20-9 $\frac{1}{2}$	SCR	SCR
Felix Okoro	OCE	<u>19-6$\frac{3}{4}$</u>	SCR	SCR	---	---	---
Tom Pierce	LINF	<u>21-4$\frac{1}{2}$</u>	20-8	SCR	SCR	SCR	SCR
Rob Cloud	GF	20-8	SCR	19-4 $\frac{1}{2}$	20-3 $\frac{1}{2}$	<u>21-3</u>	SCR
Curt Carrigan	OIT	SCR	SCR	SCR	---	---	---

EVENT RESULTS :

1) Greg Hansen	WILL	22-9 $\frac{1}{4}$
2) Mark Reynolds	GF	21-8 $\frac{3}{4}$
3) Joe Ellings	LINF	21-4 $\frac{3}{4}$
4) Tom Pierce	LINF	21-4 $\frac{1}{2}$
5) Rob Cloud	GF	21-3
6) Bob Diehm	NWN	21-13 $\frac{1}{4}$

N.A.I.A. DISTRICT 2 TRACK & FIELD CHAMPIONSHIPS --- MAY 9-10, 1980
 Maxwell Field --- Linfield College --- McMinnville, Oregon

DISCUS

ENTRY	Team	1st	2nd	3rd	4th	5th	6th
Kerry Green	OCE	147-11	148-11	156-0	SCR	SCR	<u>158-5</u>
Martin Jaqua	LINF	134-5	<u>160-10</u>	SCR	149-6	151-5	SCR
<u>Charlie Keeran</u>	GF	SCR	164-8	<u>165-0</u>	145-5	147-6	156-11
Paul Brown	SOSC	140-8	<u>144-5</u>	139-9	114-6	SCR	135-5
Don Backman	WILL	<u>143-11</u>	141-8	SCR	123-2	SCR	129-0
David Endholm	OIT	126-4	SCR	122-11	-----	---	-----
Kenny Sacht	SOSC	133-5	129-0	111-0	129-4	128-7	133-5
Jim Tipler	SOSC	<u>134-3</u>	130-5	134-0	125-3	124-6	SCR
Dave Saranto	NWN	130-7	SCR	SCR	SCR	118-1	119-5
Chris Friday	L-C	SCR	SCR	---	---	-----	-----

EVENT RESULTS

1.	<u>Charlie Keeran</u>	GF	165-0
2.	Martin Jaqua	LINF	160-10
3.	Kerry Green	OCE	158-5
4.	Paul Brown	SOSC	144-5
5.	Don Backman	WILL	143-11
6.	Jim Tipler	SOSC	134-3

Non-scoring places

7.	Kenny Sacht	SOSC	133-5
8.	Dave Saranto	NWN	130-7

N.A.I.A. DISTRICT 2 TRACK & FIELD CHAMPIONSHIPS --- MAY 9-10, 1930
Maxwell Field --- Linfield College --- McMinnville, Oregon

10,000 METERS

1.	Don Stearns	EOSC	30:59.81
2.	Bill Yeoman	SOSC	31:00.8
3.	Tim Rochholz	GF	31:57.0
4.	Jim Bright	GF	32:32.37
5.	Bill Pewen	SOSC	32:59.04
6.	Stu Vincent	L-C	33:04.08
7.	Ken White	SOSC	33:08.06
8.	Charles Shrewsbury	SOSC	34:10.0
9.	Rob Redman	WILL	Did Not Finish
10.			
11.			
12.			
13.			
14.			
15.			

N.A.A.A. DISTRICT 2 TRACK & FIELD CHAMPIONSHIPS --- MAY 9-10, 1960
Maxwell Field --- Linfield College --- McMinnville, Oregon

STEEPLECHASE

1.	Joe Cramer	SOSC	9:15.45
2.	Jose Renteria	SOSC	9:20.0
3.	Tim Rutledge	WILL	9:21.52
4.	Wendell Otto	GF	9:22.5
5.	Brock Roberts	L-C	9:23.2
6.	Rich Recker	L-C	9:23.7
7.	Tom Nist	L-C	9:37.9
8.	Mark Holmlund	WILL	9:55.5
9.	Scott Maryott	LINF	11:27.6

NAIA DISTRICT 2 TRACK & FIELD CHAMPIONSHIPS - MAY 9-10, 1980

Maxwell Field --- Linfield College --- McMinnville, Oregon

HAMMER

Entry	Team	1st	2nd	3rd	4th	5th	6th
<u>Steve Curtis</u>	GF	SCR	143-8	148-2	SCR	139-1	<u>156-11</u>
Martin Jaqua	LINF	138-2	141-0	135-6	144-11	147-3	150-2
J.C. Luoto	LINF	150-0	138-4	143-3	147-0	145-11	SCR
Dave Dobrinski	L-C	133-5	123-9	139-11	145-0	140-1	SCR
Dennis Earnshaw	L-C	133-3	SCR	SCR	SCR	140-9	142-5
<u>Nolan Smith</u>	GF	136-10	135-6	136-9	<u>139-3</u>	108-1	131-3
Michael Dotson	LINF	139-3	SCR	SCR	SCR	133-4	SCR
Ron Chappel	OCE	110-7	SCR	SCR	---	---	---
Kenny Sacht	SOSC	SCR	SCR	128-11			
Jim Tipler	SOSC	116-1	SCR	SCR			
Greg Caster	LINF	126-10	130-11	134-3	125-7	134-6	127-8
Rob Craig	WILL	SCR	114-11	113-5	---	---	---

EVENT RESULTS:

1.	<u>Steve Curtis</u>	GF	<u>156-11</u>
2.	Martin Jaqua	LINF	150-2
3.	J.C. Luoto	LINF	150-0
4.	Dave Dobrinski	L-C	145-0
5.	Dennis Earnshaw	L-C	142-5
6.	<u>Nolan Smith</u>	GF	<u>139-3</u> **

** Nolan Smith awarded 6th place on basis of second best throw over Michael Dotson.

N.A.I.A. DISTRICT 2 TRACK & FIELD CHAMPIONSHIPS - MAY 9-10, 1980
Maxwell Field --- Linfield College --- McMinnville, Oregon

10,000 METER WALK

1.	Sam Shick	L-C	49:25.8
2.	Tony Biegler	L-C	56:31.0
3.	John Burke	EOSC	57:47.7
4.	Rob Redman	WILL	58:30.9
5.	John Kerfoot	EOSC	58:51.5
6.	Charlie Hart	L-C	59:18.2
7.	Jack Winter	GF	59:49.0
8.	Dave Wilkinson	GF	60:37.0
9.	Ken White	SOSC	62:50.0
10.	Seth Hodges	LINF	66:32.9

N.A.I.A. DISTRICT 2 TRACK & FIELD CHAMPIONSHIPS - MAY 9-10, 1980

Maxwell Field --- Linfield College --- McMinnville, Oregon

POLE VAULT

<u>Entry</u>	<u>Team</u>	<u>12-0</u>	<u>12-6</u>	<u>13-0</u>	<u>13-6</u>	<u>14-0</u>	<u>14-3</u>	<u>14-6</u>	<u>15-0</u>
John Gabriel	WILL	P	X	OX	000				
<u>Brent Haydel</u>	GF	X	X	X	000				
Marty Johnson	OCE	X	X	OOX	000				
Kent Dorsey	LEN	000							
Mark Christensen	PAC	X	X	X	000				
<u>Bruce Oberst</u>	GF	P	X	OOX	OX	OX	000		
Kevin Leader	OCE	P	P	X	X	X	OX	000	
Greg Yeend	NWN	P	P	P	000				
Greg Hansen	WILL	P	P	X	P	OX	OOX	000	
Dave Saranto	NWN	P	P	X	P	OX	P	X	000

EVENT RESULTS

1.	Dave Saranto	NWN	14-6
2.	Kevin Leader	OCE	14-3
3.	Greg Hansen	WILL	14-3
4.	<u>Bruce Oberst</u>	GF	14-0
5.	(tie)		
	Mark Christensen	PAC	13-0
	<u>Brent Haydel</u>	GF	

W.A.I.A. DISTRICT 2 TRACK & FIELD CHAMPIONSHIPS - MAY 9-10, 1980
Maxwell Field --- Linfield College --- McMinnville, Oregon

JAVELIN

Entry	Team	1st	2nd	3rd	4th	5th	6th
Rob Casteel	LINF	195-1	190-0	230-2	190-2	204-6	215-5
Randy Workman	OIT	204-6	211-0	207-4	186-7	SCR	SCR
Todd Lovell	L-C	194-3	201-1	209-3	203-5	194-1	SCR
John Ernst	LINF	184-9	SCR	199-5	188-11	195-10	204-6
Randy Hayes	LINF	183-3	193-3	194-6	192-8	192-0	203-2
Red Kolkow	OIT	184-11	187-3	179-11	183-11	192-1	187-2
Kelly Reynolds	GF	189-6	SCR	175-7	185-8	183-9	188-0
Larry Holbrook	GF	175-0	179-8	185-8	178-1	178-5	177-3
Alan Tegethoff	NWN	183-8	182-7	183-5	SCR	SCR	183-8
John Davenport	WILL	SCR	SCR	SCR	SCR	SCR	180-9
Paul Brown	SOSC	163-11	SCR	180-9	SCR	SCR	180-3
Goddy Smith	OIT	170-11	160-3	SCR	SCR	SCR	170-11
Joe Uyehara	L-C	150-3	165-6	SCR	SCR	SCR	SCR
Scott Wegner	LINF	159-6	163-7	SCR	SCR	SCR	163-7

EVENT RESULTS

1.	Rob Casteel	Linf	230-2
2.	Randy Workman	OIT	211-0
3.	Todd Lovell	L-C	209-3
4.	John Ernst	Linf	204-6
5.	Randy Hayes	Linf	203-2
6.	Red Kolkow	OIT	192-1

N.A.I.A. DISTRICT 2 TRACK & FIELD CHAMPIONSHIPS - MAY 9-10, 1980

Maxwell Field --- Linfield College --- McMinnville, Oregon

SHOT PUT

Entry	Team	1st	2nd	3rd	4th	5th	6th
Brian Bean	WILL	48-7- $\frac{1}{2}$	SCR	SCR	50-1	48-5 $\frac{1}{2}$	50-3
Ron Chappel	OCE	48-2	47-8 $\frac{1}{2}$	48-4	46-7	48-6 $\frac{1}{2}$	SCR
Kerry Green	OCE	SCR	44-1	45-2	47-9	48- $\frac{1}{2}$	46-8
Marvin Mercer	SOSC	SCR	46-2	45-4	SCR	47-4	47-1
Don Backman	WILL	46-9	46-8 $\frac{1}{2}$	46-3 $\frac{1}{2}$	45-0	46-2 $\frac{1}{2}$	SCR
Chris Friday	L-C	44-11	45- $\frac{1}{2}$	45-3 $\frac{1}{2}$	44-4 $\frac{1}{2}$	43-9 $\frac{1}{2}$	45-5
Martin Jaqua	LINF	43-6	43-8	43-9 $\frac{1}{2}$	SCR	41-8 $\frac{1}{2}$	42-5
Kerry Fagerberg	L-C	46-2	SCR	46-8	38-6	42-0	42-4
David Engalholm	OIT	40-0	SCR	41-2 $\frac{1}{2}$	----	----	----
<u>Charlie Keeran</u>	GF	41-2 $\frac{1}{2}$	42-5 $\frac{1}{2}$	SCR	----	----	----

EVENT RESULTS:

1.	Brian Bean	WILL	50-3
2.	Ron Chappell	OCE	48-6 $\frac{1}{2}$
3.	Kerry Green	OCE	48- $\frac{1}{2}$
4.	Marvin Mercer	SOSC	47-9
5.	Don Backman	WILL	46-9
6.	Kerry Fagerberg	L-C	46-8

N.A.I.A DISTRICT 2 TRACK & FIELD CHAMPIONSHIPS - MAY 9-10, 1980
 Maxwell Field --- Linfield College --- McMinnville, Oregon

HIGH JUMP

Entry	Team	6-1½	6-3½	6-5½	6-7½	6-8½	6-9½	6-10½	6-11
John Gabriel	WILL	00X	000						
Steve Linn	SOSC	0X	000						
John Acord	PAC	00X	000						
Glen Klaassen	EOSC	000							
Harry Carson	L-C	00X	X	000					
John Davenport	WILL	000							
Jim Livermore	LIN	X	000						
Winchell Jonas	LIN	X	0X	000					
Scott Riggs	SOSC	X	X	X	000				
Tom Snook	EOSC	P	X	0X	00X	000			
Larry Goodwin	NWN	P	000						
Steve Tyner	LIN	X	X	000					
<u>Bob Quiring</u>	GP	X	000						
Shawn Murray	PAC	X	X	000					
Sherman Wafer	NWN	P	X	X	000				
Dave Pullin	L-C	P	0X	X	000				
Scott Wallace	WILL	P	X	X	X	0X	X	00X	000

1. Scott Wallace, WILL, 6-10½ (New District 2 record.....breaks old mark set 1970, 6-8½, Tim Wright, L-C) 2. Tom Snook, EOSC, 6-7½; 3. Tie, Sherman Wafer, NWN and Scott Riggs, SOSC, 6-5½; 5. Dave Pullin, L-C, 6-5½, 6. Steve Tyner, LIN and Shawn Murray, PAC, 6-3½, tie;

N.A.I.A. DISTRICT 2 TRACK & FIELD CHAMPIONSHIPS - MAY 9-10, 1980

Maxwell Field --- Linfield College --- McMinnville, Oregon

TRIPLE JUMP

Entry	Team	1st	2nd	3rd	4th	5th	6th
Sherman Wafer	NWN	47-8	47- 3/4	46-4½	47-½	48-1	47-10 3/4
Dave Delap	LIN	45-10	46-11 3/4	47-8½	47-7	47-4	47-7
Jonathan Shaw	LIN	46-10½	46-4	47-7½	45-3	45-7½	47-6½
Bob Diehm	NWN	45-11½	45XX SCR	SCR	SCR	46-5½	SCR
Eric Brown	WILL	46-4	SCR	45-9½	SCR	45-9	46-8½
Dave Pullin	L-C	45-0	SCR	45-1½	SCR	SCR	SCR
Ray Wolverton	NWN	42-3½	43-7½	43-3/4	SCR	42-8½	SCR
Mike Evergin	LIN	42-8 3/4	43-3½	41-8 3/4	42-1	41-4	40-4 3/4
<u>Nolan Smith</u>	G-F	42-5	42-3	----	----	----	----
Glen Klassen	EOSC	40-4½	SCR	SCR	----	----	----
Tim Beckley	OCE	SCR	40-9½	SCR	----	----	----
Jim Kelly	SOSC	SCR	40-9	SCR	----	----	----

440 YARD RELAY

1.	LINFIELD	42.35	Sloan, Hall, Evergin, Freunds Schuh
2.	NW Nazarene	42.67	Njie, Bush, Diehm, Gilbert
3.	PACIFIC	42.68	Miles, Cameron, Inman, Grubb
4.	WILLAMETTE	42.7	Brown, Hansen, Houser, Ousterhout
5.	GEORGE FOX	43.4	Olds, Frisk, Reynolds, Anders
6.	SOSC	43.5	Smith, Sacht, Ebert, Riggs
7.	OCE	43.5	Copperauld, Butson, Hahn, Beckley
8.	OIT	N/T	

N.A.I.A DISTRICT 2 TRACK & FIELD CHAMPIONSHIPS - MAY 9-10, 1980
Maxwell Field --- Linfield College --- McMinnville, Oregon

1,500 METERS

1. Steve Stuart	GP	3:51.4	
2. Rich XXXXXXXX Lagreide	Willamette	3:52.75	
3. Wendell Otto	GP	3:52.75	
4. Scott Jacob	OCE	3:52.7	
5. John Kraus	Linfield	3:53.22	12
6. Tom Nist	L-C	3:58.5	
7. Don Sterns	EOSC	4:00.0	
8. Mark Anderson	Linfield	4:02.5	
9. Mark Cleary	Pacific	4:05.00	

N.A.I.A. DISTRICT 2 TRACK & FIELD CHAMPIONSHIPS --- MAY 9-10, 1980
Maxwell Field --- Linfield College --- McMinnville, Oregon

FRIDAY RESULTS

110 METER HIGH HURDLES

* TRIALS *

HEAT I

1.	Doug Ousterhout	14.7	WILL
2.	Rick Fergesen	14.8	L-C
3.	Duane Swafford	15.0	GF
4.	Craig Harris	15.5	NWN
5.	John Elder	15.6	OCE
6.	Ryan Wardell	15.7	EOSC
7.	Steve Linn	17.0	SOSC

HEAT II

1.	Mark Reynolds	14.7	GF
2.	Greg Calhoun	14.9	L-C
3.	Rick Frisk	15.0	GF
4.	Mark Gianneschi	15.2	L-C
5.	Lynn Reed	15.5	LINF
6.	Jim Terry	15.9	EOSC
7.	Mark Massey	16.0	PAC

110 METER HIGH HURDLES

* FINALS *

1.	Rick Fergesen	L-C	14.6
2.	Doug Ousterhout	WILL	14.6
3.	Duane Swafford	GF	14.8
4.	Greg Calhoun	L-C	15.0
5.	Mark Reynolds	GF	15.0
6.	Mark Gianneschi	L-C	15.1
7.	Rick Frisk	GF	15.3
8.	Ryan Wardell	EOSC	15.3

QUALIFYING HEATS

HEAT I

1.	Doug Ousterhout	WILL	14.7
2.	Rick Fergesen	L-C	14.8
3.	Duane Swafford	GF	15.0
4.	Ryan Wardell	EOSC	15.5
5.	John Elder	OCE	15.6
6.	Craig Harris	NWN	15.7
7.	Steve Linn	SOSC	17.0

HEAT II

1.	Mark Reynolds	GF	14.7
2.	Greg Calhoun	L-C	14.9
3.	Rick Frisk	GF	15.0
4.	Mark Gianneschi	L-C	15.2
5.	Lynn Reed	LINF	15.5
6.	Jim Terry	EOSC	15.9
7.	Mark Massey	PAC	16.0

400 METERS

* FINALS *

1.	Mohrre Anders	GF	48.4
2.	Eric Brown	Will	49.0
3.	Dan Grubb	Pac	49.6
4.	Tom Van Winkle	GF	49.7
5.	Gary Howe	Linf	50.5
6.	Randy Drake	Linf	50.5
7.	Ben Inman	Pac	51.1
8.	Tim McIntire	NWN	51.1

N.A.I.A. DISTRICT 2 TRACK & FIELD CHAMPIONSHIPS --- MAY 9-10, 1980
Maxwell Field --- Linfield College --- McMinnville, Oregon

100 METERS

* QUALIFYING HEATS *

HEAT I

1.	Dave Freunds Schuh	LINF	10.8	*
2.	Tim Sherman	GP	11.2	**
3.	Mark Dervedde	WILL	11.3	*
4.	Mike Clayton	EOSC	11.3	**
5.	Mathew Hall	OIT	11.5	
6.	Paul Smith	SOSC	11.5	

HEAT II

1.	Karry Cameron	PAC	11.0	**
2.	Robert Hall	LINF	11.0	*
3.	Bill Houser	WILL	11.1	**
4.	Ken Bush	NWN	11.2	**
5.	James Stone	OIT	11.2	
6.	Larry Butson	OCE	11.5	
7.	Don Ebert	SOSC	11.8	

HEAT III

1.	Leo Sloan	LINF	11.0	**
2.	Mark Reynolds	GP	11.2	*
3.	Greg Hansen	WILL	11.2	*
4.	Andy Capperauld	OCE	11.3	*
5.	Jim Farrell	WILL	11.4	
6.	O'Dell Wooden	OIT	11.5	
7.	Mike Pina	EOSC	12.0	

* Denotes advancement to Saturday Semi-final Heat I

** Denotes advancement to Saturday Semi-final Heat II

N.A.I.A. DISTRICT @ TRACK & FIELD CHAMPIONSHIPS --- MAY 9-10, 1980
Maxwell Field --- Linfield College --- McMinnville, Oregon

100 METERS

SEMI-FINAL QUALIFYING HEATS

HEAT I

1. Dave Freunds Schuh	LINF	10.9
2. Robert Hall	LINF	11.0
XXXXXXXXXXXXXXXXXXXXXXXXXXXXXXXXXXXX		
3. Mark Reynolds	GF	11.0
4. Greg Hansen	WILL	11.1
5. Mark Darnedde	WILL	11.1
6. Andy Capperault	OCE	11.2

HEAT II

1. Karry Cameron	PAC	11.0
2. Leo Sloan	LINF	11.1
3. Tim Sherman	GF	11.2
4. Bill Houser	WILL	11.3
5. Ken Bush	NWN	11.3
6. Mathew Hall	OIT	11.3
7. Mike Clayton	EOSC	12.0

FINALS

1. Dave Freunds Schuh	Lin	10.6
2. Karry Cameron	Pac	10.7
3. Robert Hall	Lin	10.8
4. Leo Sloan	Lin	10.8
5. Mark Reynolds	GF	10.8
6. Tim Sherman	GF	11.0
7. Greg Hansen	WILL	11.1
8. Bill Houser	WILL	11.2

N.A.I.A. DISTRICT 2 TRACK & FIELD CHAMPIONSHIPS --- MAY 9-10, 1980
Maxwell Field --- Linfield College --- McMinnville, Oregon

800 METERS

* FINALS *

1.	Shane Miller	NWN	1:53.8
2.	Keith Pearson	GF	1:54.9
3.	Antoine Shired	Linf	1:54.51
4.	John Kraus	Linf	1:55.0
5.	John Hensley	L-C	1:55.8
6.	John Cole	GF	1:56.31
7.	Doug Searth	NWN	1:56.6
8.	Tom Roehm	NWN	1:57.1
9.	Tim O'Malley	OCE	1:57.12
10.	Mark Brown	Linf	No Time
11.	Mike Davis	SOSC	No Time

N.A.I.A. DISTRICT 2 TRACK & FIELD CHAMPIONSHIPS --- MAY 9-10, 1980
Maxwell Field --- Linfield College --- McMinnville, Oregon

400 METER INTER. HURDLES

QUALIFYING HEATS - Friday

HEAT I

1.	Doug Ousterhout	WILL	54.7
2.	Jim Terry	EOSC	55.1
3.	Rick Frisk	GF	55.7
4.	Rick Fergesen	L-C	55.9
5.	Dan Cripps	SOSC	57.1

HEAT II

1.	Tim Gilbert	NWN	53.6
2.	Ryan Wardell	EOSC	55.1
3.	Greg Calhoun	L-C	55.5
4.	Duane Swafford	GF	56.4
5.	John Elder	OCE	58.8

FINALS

1.	Tim Gilbert	NWN	53.0
2.	Rick Frisk	GF	53.2
3.	Ryan Wardell	EOSC	53.7
4.	Doug Ousterhout	WILL	54.0
5.	Duane Swafford	GF	54.5
6.	Rick Fergesen	L-C	55.1
7.	Greg Calhoun	L-C	55.1
8.	Jim Terry	EOSC	55.5

N.A.I.A. DISTRICT 2 TRACK & FIELD CHAMPIONSHIPS --- MAY 9-10, 1980
Maxwell Field --- Linfield College --- McMinnville, Oregon

200 METERS

* TRIALS *

QUARTERFINALS

Heat I

1. Dave Freunds Schuh	LINF	22.1
2. Mark Reynolds	GF	22.8
3. Ken Bush	NWN	22.8
4. Bill Houser	WILL	22.9
5. Mike Clayton	EOSC	23.5
6. James Stone	OIT	23.5

Heat II

1. Monte Anders	GF	22.5
2. Scott Riggs	SOSC	22.8
3. Mark Darnedde	WILL	23.0
4. Randy Drake	LINF	23.2
5. Mathew Hall	OIT	23.2
6. Rob Cloud	GF	24.0
7. Mike Pina	EOSC	24.8

HEAT III

1. Karry Cameron	PAC	22.7
2. Leo Sloan	LINF	22.9
3. Tim Sherman	GF	22.9
4. Don Ebert	SOSC	23.0
5. Sulayman Njie	NWN	23.4
6. Larry Butson	OCE	23.7
7. Robert Hall	LINF	Disq- False Start

N.A.I.A. DISTRICT 2 TRACK & FIELD CHAMPIONSHIPS --- MAY 9-11, 1981
Maxwell Field --- Linfield College --- McMinnville, Oregon

200 METERS

SEMI-FINALS

Heat I

1.	Dave Freunds Schuh	LINF	22.1
2.	Mark Reynolds	GF	22.5
3.	Tim Sherman	GF	22.8
4.	Scott Riggs	SOSC	22.8
5.	Randy Drake	LINF	22.8
6.	Mark Darnedde	WILL	23.2

Heat II

1.	Monte Anders	GF	22.7
2.	Karry Cameron	PAC	22.8
3.	Ken Bush	NWN	22.9
4.	Leo Sloan	LINF	23.0
5.	Don Ebert	SOSC	23.1
6.	Bill Houser	WILL	23.1

N.A.I.A. DISTRICT 2 TRACK & FIELD CHAMPIONSHIPS --- MAY 9-10, 1980
Maxwell Field --- Linfield College --- McMinnville, Oregon

200 METERS

* Finals *

1.	Dave Freunds Schuh	Linfield	21.8
2.	Karry Cameron	Pacific	22.1
3.	Mark Reynolds	GF	22.1
4.	Leo Sloan	Linfield	22.7
5.	Scott Riggs	SOSC	22.7
6.	Ken Bush	NWN	22.8
7.	Tim Sherman	GF	22.8
8.	Monte Anders	GF	23.3

N.A.I.A. DISTRICT 2 TRACK & FIELD CHAMPIONSHIPS - MAY 9-10, 1980
Maxwell Field --- Linfield College --- McMinnville, Oregon

5,000 METERS

1.	Dave Fleming	Willamette	14:24.6
2.	Bill Yeoman	SOSC	15:01.0
3.	Joe Cramer	SOSC	15:05.50
4.	Rich Recker	L-C	15:10.09
5.	Tim Reckholz	G-F	15:13.8
6.	Jose Renteria	SOSC	15:15.11
7.	Steve XXXXXXXX Stuart	WF	15:20.6
8.	Mark Anderson	Linfield	16:14.16
9.	Randy Coxen	OCE	16:45.1

N.A.I.A. DISTRICT 2 TRACK & FIELD CHAMPIONSHIPS - MAY 9-10, 1980
Maxwell Field --- Linfield College --- McMinnville, Oregon

MILE RELAY
(4 x 440 yd)

1.	GEORGE FOX	3:19.2	(Tim Olds, Rick Frisk, Mark Reynolds, Monte Anderson)
2.	WILLAMETTE	3:19.8	
3.	NW NAZARENE	3:22.4	
4.	LEWIS & CLARK	3:23.6	
5.	PACIFIC	3:26.7	
6.	EOSC	3:27.5	
7.	SOSC	3:32.6	
8.	LINFIELD	3:35.2	

LANE ASSIGNMENTS

1. EOSC
2. WILLAMETTE
3. LINFIELD
4. GEORGE FOX
5. PACIFIC
6. SOUTHERN OREGON
7. LEWIS & CLARK
8. NORTHWEST NAZARENE

N.A.I.A. DISTRICT 2 TRACK & FIELD CHAMPIONSHIPS - MAY 9-10, 1980

Maxwell Field --- Linfield College --- McMinnville, Oregon

SCRATCH LIST & LANE ASSIGNMENTS

* Saturday Events *

200 METERS - Finals

Lane 1	Scott Riggs	SOSC
2	Tim Sherman	GF
3	Karry Cameron	PAC
4	Monte Anders	GF
5	Dave Freunds Schuh	LINF
6	Mark Reynolds	GF 3 rd
7	Ken Bush	NWN
8	Leo Sloan	LINF

400 METER INTER. HURDLES

Lane 1	Rick Fergesen	L-C
2	Greg Calhoun	L-C
3	Jim Terry	EOSC
4	Doug Ousterhout	WILL
5	Tim Gilbert	NWN
6	Ryan Wardell	EOSC
7	Rick Frisk	GF
8	Duane Swafford	GF

100 METERS - Semi-finals

Heat I

Lane 1	Open	
2	Andy Capperault	OCE
3	Greg Hansen 6 th	WILL 1
4	Dave Freunds Schuh 1 st 10	LINF
5	Robert Hall 3 rd 6	LINF
6	Mark Reynolds 5 th 2	GF
7	Mark Darnedde	WILL

Heat II

Lane 1	Open	
2	Ken Bush	NWN
3	Bill Houser	WILL
4	Leo Sloan 4 th 4	LINF
5	Karry Cameron 2 nd 8	PAC
6	Tim Sherman	GF
7	Mike Clayton	EOSC

110 METER HIGH HURDLES

Lane 1	Mark Gianneschi	L-C
2	Rick Frisk	GF
3	Greg Calhoun	L-C
4	Doug Ousterhout	WILL
5	Mark Reynolds	GF
6	Rick Fergesen	L-C
7	Duane Swafford	G-F
8	Ryan Wardell	EOSC

N.A.I.A. DISTRICT 2 TRACK & FIELD CHAMPIONSHIPS --- MAY 9-10, 1980
Maxwell Field --- Linfield College --- McMinnville, Oregon

10,000 METERS

1.	Don Stearns	EOSC	30:59.81
2.	Bill Yeoman	SOSC	31:00.8
3.	Tim Rochholz	GF	31:57.0
4.	Jim Bright	GF	32:32.37
5.	Bill Pewen	SOSC	32:59.04
6.	Stu Vincent	L-C	33:04.08
7.	Ken White	SOSC	33:08.06
8.	Charles Shrewsbury	SOSC	34:10.0
9.	Rob Redman	WILL	Did Not Finish
10.			
11.			
12.			
13.			
14.			
15.			

N.A.I.A. DISTRICT 2 TRACK & FIELD CHAMPIONSHIPS --- MAY 9-10, 1980
Maxwell Field --- Linfield College --- McMinnville, Oregon

200 METERS

* TRIALS *

QUARTERFINALS

Heat I

1. Dave Freunds Schuh	LINF	22.1
2. Mark Reynolds	GF	22.8
3. Ken Bush	NWN	22.8
4. Bill Houser	WILL	22.9
5. Mike Clayton	EOSC	23.5
6. James Stone	OIT	23.5

Heat II

1. Monte Anders	GF	22.5
2. Scott Riggs	SOSC	22.8
3. Mark Darnedde	WILL	23.0
4. Randy Drake	LINF	23.2
5. Mathew Hall	OIT	23.2
6. Rob Cloud	GF	24.0
7. Mike Pina	EOSC	24.8

HEAT III

1. Karry Cameron	PAC	22.7
2. Leo Sloan	LINF	22.9
3. Time Sherman	GF	22.9
4. Don Ebert	SOSC	23.0
5. Sulayman Njie	NWN	23.4
6. Larry Butson	OCE	23.7
7. Robert Hall	LINF	Disq- False Start

N.A.I.A. DISTRICT 2 TRACK & FIELD CHAMPIONSHIPS---May 9-10, 1980
 Maxwell Field---Linfield College---McMinnville, Oregon

LONG JUMP

Entry	Team	1st	2nd	3rd	4th	5th	6th
Greg Hansen	WILL	19-11 $\frac{1}{2}$	21-2	21-8	<u>22-9$\frac{1}{4}$</u>	SCR	SCR
Bob Diehm	NWN	SCR	20-7	SCR	SCR	SCR	<u>21-1$\frac{1}{2}$</u>
Dave Delap	LINF	SCR	20-2 $\frac{3}{4}$	20-5 $\frac{1}{4}$	<u>20-7$\frac{3}{4}$</u>	SCR	SCR
Dave Pullin	L-C	19-2 $\frac{3}{4}$	<u>19-7$\frac{1}{2}$</u>	SCR	---	---	---
Bob Quiring	GF	19-2 $\frac{1}{2}$	20-8	<u>20-11$\frac{1}{2}$</u>	20-6	21-0	SCR
Curtis Goetsch	LINF	SCR	<u>19-5$\frac{3}{4}$</u>	19-2 $\frac{1}{2}$	---	---	---
Mark Reynolds	GF	21-5 $\frac{1}{4}$	<u>21-8$\frac{3}{4}$</u>	SCR	21-3 $\frac{3}{4}$	21-0	SCR
Joe Ellings	LINF	20-8 $\frac{3}{4}$	20-8	<u>21-4$\frac{3}{4}$</u>	20-9 $\frac{1}{2}$	SCR	SCR
Felix Okoro	OCE	<u>19-6$\frac{3}{4}$</u>	SCR	SCR	---	---	---
Tom Pierce	LINF	<u>21-4$\frac{1}{2}$</u>	20-8	SCR	SCR	SCR	SCR
Rob Cloud	GF	20-8	SCR	19-4 $\frac{1}{2}$	20-3 $\frac{1}{2}$	<u>21-$\frac{1}{2}$</u>	SCR
Curt Carrigan	OIT	SCR	SCR	SCR	---	---	---

EVENT RESULTS :

1) Greg Hansen	WILL	22-9 $\frac{1}{4}$
2) Mark Reynolds	GF	21-8 $\frac{3}{4}$
3) Joe Ellings	LINF	21-4 $\frac{3}{4}$
4) Tom Pierce	LINF	21-4 $\frac{1}{2}$
5) Rob Cloud	GF	21-3
6) Bob Diehm	NWN	21-13/4

N.A.I.A. DISTRICT 2 TRACK & FIELD CHAMPIONSHIPS --- MAY 9-10, 1980
Maxwell Field --- Linfield College --- McMinnville, Oregon

STEEPLECHASE

1.	Joe Cramer	SOSC	9:15.45
2.	Jose Renteria	SOSC	9:20.0
3.	Tim Rutledge	WILL	9:21.52
4.	Wendell Otto	GF	9:22.5
5.	Brock Roberts	L-C	9:23.2
6.	Rich Recker	L-C	9:23.7
7.	Tom Nist	L-C	9:37.7
8.	Mark Holmlund	WILL	9:55.5
9.	Scott Maryott	LINF	11:27.6

N.A.I.A. DISTRICT 2 TRACK & FIELD CHAMPIONSHIPS --- MAY 9-10, 1980
Maxwell Field --- Linfield College --- McMinnville, Oregon

200 METERS

SEMI-FINALS

Heat I

1.	Dave Freundschnh	LINF	22.1
2.	Mark Reynolds	GP	22.5
3.	Tim Sherman	GP	22.8
4.	Scott Riggs	SOSC	22.8
5.	Fandy Drake	LINF	22.8
6.	Mark Darnedde	WILL	23.2

Heat II

1.	Monte Anders	GP	22.7
2.	Karry Cameron	PAC	22.8
3.	Ken Bush	NWN	22.9
4.	Leo Sloan	LINF	23.0
5.	Don Ebert	SOSC	XXXXX 23.1
6.	Bill Houser	WILL	23.1

N.A.I.A. DISTRICT 2 TRACK & FIELD CHAMPIONSHIPS --- MAY 9-10, 1980

Maxwell Field --- Linfield College --- McMinnville, Oregon

400 METER INTER. HURDLES

QUALIFYING HEATS - Friday

HEAT I

1	Doug Ousterhout	WILL	54.7
2.	Jim Terry	EOSC	55.1
3.	Rick Frisk	GF	55.7
4.	Rick Fergesen	L-C	55.9
5.	Dan Cripps	SOSC	57.1

HEAT II

1.	Tim Gilbert	NWN	53.6
2.	Ryan Wardell	EOSC	55.1
3.	Greg Calhoun	L-C	55.5
4.	Duane Swafford	GF	56.4
5.	John Elder	OCE	58.8

FINALS

1.	Tim Gilbert	NWN	53.0
2.	Rick Frisk	GF	53.2
3.	Ryan Wardell	EOSC	53.7
4.	Doug Ousterhout	WILL	54.0
5.	Duane Swafford	GF	54.5
6.	Rick Fergesen	L-C	55.1
7.	Greg Calhoun	L-C	55.1
8.	Jim Terry	EOSC	55.5

Maxwell Field --- Linfield College --- McMinnville, Oregon

5,000 METERS

1.	Dave Fleming	Willamette	14:24.6
2.	Bill Yeoman	SOSC	15:01.0
3.	Joe Cramer	SOSC	15:05.50
4.	Rich Recker	L-C	15:10.09
5.	Tim Rochholz	G-F	15:13.8
6.	Jose Renteria	SOSC	15:15.11
7.	Steve XXXXXXXX Stuart	BF	15:20.6
8.	Mark Anderson	Linfield	16:14.16
9.	Randy Coxen	OCE	16:45.1

N.A.A.A. DISTRICT & TRACK & FIELD CHAMPIONSHIPS --- MAY 9-10, 1960
Maxwell Field --- Linfield College --- McMinnville, Oregon

200 METERS

* Finals *

1.	Dave Freunds Schuh	Linfield	21.8
2.	Karry Cameron	Pacific	22.1
3.	Mark Reynolds	GF	22.1
4.	Leo Sloan	Linfield	22.7
5.	Scott Riggs	SOSC	22.7
6.	Ken Bush	NWN	22.8
7.	Tim Sherman	GF	22.8
8.	Monte Anders	GF	23.3

400 METERS

* FINALS *

1.	Monke Anders	GF	48.4
2.	Eric Brown	Will	49.0
3.	Dan Grubb	Pac	49.6
4.	Tom Van Winkle	GF	49.7
5.	Gary Howe	Linf	50.5
6.	Randy Drake	Linf	50.5
7.	Ben Inman	Pac	51.1
8.	Tim McIntire	NWN	51.1

N.A.I.A. DISTRICT 2 TRACK & FIELD CHAMPIONSHIPS - MAY 9-10, 1980
Maxwell Field --- Linfield College --- McMinnville, Oregon

10,000 METER WALK

1.	Sam Shick	L-C	49:25.8
2.	Tony Biegler	L-C	56:31.0
3.	John Burke	EOSC	57:47.7
4.	Rob Redman	WILL	58:30.9
5.	John Kerfoot	EOSC	58:51.5
6.	Charlie Hart	L-C	59:18.2
7.	Jack Winter	GF	59:49.0
8.	Dave Wilkinson	GF	60:37.0
9.	Ken White	SOSC	62:50.0
10.	Seth Hodges	LINF	66:32.9

NAIA DISTRICT 2 TRACK & FIELD CHAMPIONSHIPS - MAY 9-10, 1980

Maxwell Field --- Linfield College --- McMinnville, Oregon

HAMMER

Entry	Team	1st	2nd	3rd	4th	5th	6th
Steve Curtis	GF	SCR	143-8	148-2	SCR	139-1	156-11
Martin Jaqua	LINF	138-2	141-0	135-6	144-11	147-3	150-2
J.C. Luoto	LINF	150-0	138-4	143-3	147-0	145-11	SCR
Dave Dobrinski	L-C	133-5	123-9	139-11	145-0	140-1	SCR
Dennis Earnshaw	L-C	133-3	SCR	SCR	SCR	140-9	142-5
Nolan Smith	GF	136-10	135-6	136-9	139-3	108-1	131-3
Michael Dotson	LINF	139-3	SCR	SCR	SCR	133-4	SCR
Ron Chappel	OCE	110-7	SCR	SCR	---	---	---
Kenny Sacht	SOSC	SCR	SCR	128-11			
Jim Tipler	SOSC	116-1	SCR	SCR			
Greg Caster	LINF	126-10	130-11	134-3	125-7	134-6	127-8
Rob Craig	WILL	SCR	114-11	113-5	---	---	---

EVENT RESULTS:

1.	Steve Curtis	GF	156-11
2.	Martin Jaqua	LINF	150-2
3.	J.C. Luoto	LINF	150-0
4.	Dave Dobrinski	L-C	145-0
5.	Dennis Earnshaw	L-C	142-5
6.	Nolan Smith	GF	139-3 **

** Nolan Smith awarded 6th place on basis of second best throw over Michael Dotson.

800 METERS

* FINALS *

1.	Shane Miller	NWN	1:53.8
2.	Keith Pearson	GF	1:54.6
3.	Antoine Shired	Linf	1:54.51
4.	John Kraus	Linf	1:55.0
5.	John Hensley	L-C	1:55.8
6.	John Cole	GF	1:56.31
7.	Doug Scarth	NWN	1:56.6
8.	Tom Roehm	NWN	1:57.1
9.	Tim O'Malley	OCE	1:57.12
10	Mark Brown	Linf	No Time
11.	Mike Davis	SOSC	No Time

Maxwell Field --- Linfield College --- McMinnville, Oregon

440 YARD RELAY

1.	LINFIELD	42.35	Sloan, Hall, Evergin, Freunds Schuh
2.	NW Nazarene	42.67	Njie, Bush, Diehm, Gilbert
3.	PACIFIC	42.68	Miles, Cameron, Inman, Grubb
4.	WILLAMETTE	42.7	Brown, Hansen, Houser, Ousterhout
5.	GEORGE FOX	43.4	Olds, Frisk, Reynolds, Anders
6.	SOSC	43.5	Smith, Sacht, Ebert, Riggs
7.	OCE	43.5	Capperauld, Butson, Hann, Beckley
8.	OIT	N/T	

N.A.I.A. DISTRICT 2 TRACK & FIELD CHAMPIONSHIPS - MAY 9-10, 1980

Maxwell Field --- Linfield College --- McMinnville, Oregon

SHOT PUT

Entry	Team	1st	2nd	3rd	4th	5th	6th
Brian Bean	WILL	48-7- $\frac{1}{2}$	SCR	SCR	50-1	48-5 $\frac{1}{2}$	50-3
Ron Chappel	OCE	48-2	47-8 $\frac{1}{2}$	48-4	46-7	48-6 $\frac{1}{2}$	SCR
Kerry Green	OCE	SCR	44-1	45-2	47-9	48- $\frac{1}{2}$	46-8
Marvin Mercer	SOSC	SCR	46-2	45-4	SCR	47-4	47-1
Don Backman	WILL	46-9	46-8 $\frac{1}{2}$	46-3 $\frac{1}{2}$	45-0	46-2 $\frac{1}{2}$	SCR
Chris Friday	L-C	44-11	45- $\frac{1}{2}$	45-3 $\frac{1}{2}$	44-4 $\frac{1}{2}$	43-9 $\frac{1}{2}$	45-5
Martin Jaqua	LINF	43-6	43-8	43-9 $\frac{1}{2}$	SCR	41-8 $\frac{1}{2}$	42-5
Kerry Fagerberg	L-C	46-2	SCR	46-8	38-6	42-0	42-4
David Engalholm	OIT	40-0	SCR	41-2 $\frac{1}{2}$	----	----	----
Charlie Keeran	GF	41-2 $\frac{1}{2}$	42-5 $\frac{1}{2}$	SCR	----	----	----

EVENT RESULTS:

1.	Brian Bean	WILL	50-3
2.	Ron Chappell	OCE	48-6 $\frac{1}{2}$
3.	Kerry Green	OCE	48- $\frac{1}{2}$
4.	Marvin Mercer	SOSC	47-9
5.	Don Backman	WILL	46-9
6.	Kerry Fagerberg	L-C	46-8

N.A.I.A. DISTRICT 2 TRACK & FIELD CHAMPIONSHIPS - MAY 9-10, 1980

Maxwell Field --- Linfield College --- McMinnville, Oregon

JAVELIN

Entry	Team	1st	2nd	3rd	4th	5th	6th
Rob Casteel	LINF	195-1	190-0	230-2	190-2	204-6	215-5
Randy Workman	OIT	204-6	211-0	207-4	186-7	SCR	SCR
Todd Lovell	L-C	194-3	201-1	209-3	203-5	194-1	SCR
John Ernst	LINF	184-9	SCR	199-5	188-11	195-10	204-6
Randy Hayes	LINF	183-3	193-3	194-6	192-8	192-0	203-2
Red Kolkow	OIT	184-11	187-3	179-11	183-11	192-1	187-2
Kelly Reynolds	GF	189-6	SCR	175-7	186-8	183-9	188-0
Larry Holbrook	GF	175-0	179-8	185-8	178-1	178-5	177-3
Alan Tegethoff	NWN	183-8	182-7	183-5	SCR	SCR	183-8
John Davenport	WILL	SCR	SCR	SCR	SCR	SCR	XXXX 180-9
Paul Brown	SOSC	163-11	SCR	180-9	SCR	SCR	180-3
Goddy Smith	OIT	170-11	160-3	SCR	SCR	SCR	170-11
Joe Uyehara	L-C	150-3	165-6	SCR	SCR	SCR	SCR
Scott Wegner	LINF	159-6	163-7	SCR	SCR	SCR	163-7

EVENT RESULTS

1.	Rob Casteel	Linf	230-2
2.	Randy Workman	OIT	211-0
3.	Todd Lovell	L-C	209-3
4.	John Ernst	Linf	204-6
5.	Randy Hayes	Linf.	203-2
6.	Red Kolkow	OIT	192-1

N.A.I.A. DISTRICT 2 TRACK & FIELD CHAMPIONSHIPS - MAY 9-10, 1980
Maxwell Field --- Linfield College --- McMinnville, Oregon

MILE RELAY
(4 x 440 yd)

1.	Geo. Fox	3:19.14
2.	Willamette	3:19.8
3.	NW Nazarene	3:22.31
4.	L-C	3:23.51
5.	Pacific	3:26.7
6.	EOSC	3:27.47
7.	SOSC	3:32.6
8.	Linfield	3:35.13

LANE ASSIGNMENTS

<u>Lane</u>		<u>Lane</u>	
1	EOSC	5	PACIFIC
2	WILLAMETTE	6	SOSC
3	LINFIELD	7	LEWIS & CLARK
4	GEORGE FOX	8	NORTHWEST NAZARENE

N.A.I.A DISTRICT 2 TRACK & FIELD CHAMPIONSHIPS - MAY 9-10, 1980

Maxwell Field --- Linfield College --- McMinnville, Oregon

1,500 METERS

1. Steve Stuart	GF	3:51.4	
2. Rick XXXXXX Lagreide	Willamette	3:52.75	
3. Wendell Otto	GF	3:52.75	
4. Scott Jacob	OCE	3:52.7	
5. John Kraus	Linfield	3:53.2X	12
6. Tom Nist	L-C	3:58.5	
7. Don Sterns	EOSC	4:00.0	
8. Mark Anderson	Linfield	4:02.5	
9. Mark Cleary	Pacific	4:05.00	

Maxwell Field --- Linfield College --- McMinnville, Oregon

TRIPLE JUMP

Entry	Team	1st	2nd	3rd	4th	5th	6th
Sherman Wafer	NWN	47-8	47- 3/4	46-4½	47-½	48-1	47-10 3/4
Dave Delap	LIN	45-10	46-11 3/4	47-8½	47-7	47-4	47-7
Jonathan Shaw	Lin	46-10½	46-4	47-7½	45-3	45-7½	47-6½
Bob Diehm	NWN	45-11½	45-11½ SCR	SCR	SCR	46-5½	SCR
Eric Brown	WILL	46-4	SCR	45-9½	SCR	45-9	46-8½
Dave Pullin	L-C	45-0	SCR	45-1½	SCR	SCR	SCR
Ray Wolverton	NWN	42-3½	43-7½	43-8½ 43-3/4	SCR	42-8½	SCR
Mike Evergin	LIN	42-8 3/4	43-3½	41-8 3/4	42-1	41-4	40-4 3/4
Nolan Smith	G-F	42-5	42-3	----	----	----	----
Glen Klassen	EOSC	40-½	SCR	SCR	----	----	----
Tim Beckley	OCE	SCR	40-9½	SCR	----	----	----
Jim Kelly	SOSC	SCR	40-9	SCR	----	----	----

COMPLETE FINAL RESULTS

29th Annual

NAIA NATIONAL OUTDOOR TRACK AND FIELD CHAMPIONSHIPS

Thursday, Friday, Saturday

May 22-23-24, 1980

ABILENE CHRISTIAN UNIVERSITY

Abilene, Texas

NAIA NATIONAL CHAMPIONSHIPS NAIA DECATHLON--First Day Results

no	name/school	100	long jump	shot put	high jump	400	points
1 68	Gary Wise Azusa Pacific	10.7 879	7.19/23-7 859	12.85/42-2 655	2.02/6-7½ 874	53.9 644	3911
2 453	Phil Schodt Pacific Lutheran	11.2 756	6.89/22-7½ 798	11.02/36-2 533	2.06/6-9½* 909	51.1 758	3754
3 19	Keith Stewart Abilene Chris.	11.2 756	6.59/21-7½ 734	11.91/39-1 593	1.98/6-6 840	50.1 801	3724
4 498	Dave Tolson Point Loma	10.9 828	6.51/21-4½ 717	11.47/37-7½ 564	1.98/6-6 840	50.8 770	3719
5 112	John Serrano Cal-San Diego	10.9 828	6.28/20-7½ 666	11.99/39-4 598	1.86/6-1½ 734	49.1 847	3673
6 640	Blake Harris East New Mexico	11.4 710	6.48/21-3½ 710	11.59/38-½ 572	1.90/6-2 3/4 769	50.0 805	35.66
7 31	Alan Stahlecker Adams State Colo	11.3 733	6.83/22-5 785	10.89/35-8 3/4 524	1.94/6-4½ 804	52.5 699	3545
8 722	Dave Pullin Lewis & Clark	11.4 710	6.50/21-4 715	10.63/34-1-0½ 506	1.98/6-6 840	51.0 762	3533
9 131	Ken Ellis Central Okla St	11.2 756	6.42/21- 3/4 697	11.22/36-9 3/4 547	1.86/6-1½ 734	50.3 792	3526
10 662	Greg Hansen Willamette Ore	11.1 780	6.90/22-7 3/4 800	9.55/31-4 426	1.82/5-11 3/4 698	49.8 814	3518
11 425	Don Phillips Oklahoma Baptist	11.1 780	6.64/21-9½ 744	11.75/38-6½ 582	1.70/5-7 588	50.2 797	3491
12 22	Kenneth Day Adams State Colo	11.4 710	6.19/20-3 3/4 646	11.89/39-½ 592	1.90/6-2 3/4 769	51.5 740	3457
13 750	Doug Murray Defiance Ohio	11.2 756	6.27/20-7 664	10.40/34-1½ 490	1.78/5-10 662	51.4 744	3316
14 714	Randy Krieger Concordia Nebr	11.0 804	6.07/19-11 620	10.69/35-1 510	1.74/5-8½ 625	51.5 740	3299
15 53	Greg Culp Ark-Monticello	11.5 687	6.57/21-6 3/4 730	10.18/33-4 3/4 473	1.86/6-1½ 734	53.2 671	3295
16 108	Ray Salcido Calif Lutheran	11.5 687	6.29/20-7 3/4 668	8.98/29-5½ 384	1.90/6-2 3/4 769	52.9 683	3191
17 292	Randy Hayes Kansas Wesleyan	11.8 622	5.70/18-8½ 537	9.41/30-10½ 416	1.94/6-4½ 804	56.2 559	2938
18 280	Ronnie Jackson Jackson State	11.1 780	6.16/20-2½ 640	10.47/34-4 494	no heighth 000	49.6 824	2738

* New Decathlon Record----Breaks old mark set in 1977 by
Zenon Smiechowski, Simon Fraser; Bill Waters, Point Loma-; Jim Wooding,
Indiana (pa)

		NAIA DECATHLON--Second Day Results--May 22-23, 1980							
name/school	1st day points	110 HH	discus	pole Vault	javelin	1500	total points		
1 Gary Wise (3911)		14.5	40.22/131-11½	3.95/12-11½	55.86/183-3	5:16.2	7331		
Azusa Pacific (Ca-1)		903	690	794	709	324			
2 Keith Stewart (3724)		15.3	33.92/111-3½	3.95/12-11½	46.34/152-½	4:31.7	7056		
Abilene Christian		817	560	794	583	578			
3 Alan Stahlecker(3545)		15.6	37.46/122-11	4.35/14-3¼	46.00/150-11	4:34.8	6998		
Adams State Colo		787	634	896	578	558			
4 Kenneth Day (3457)		15.7	39.30/128-1	4.25/13-11¼	55.56/182-3½	4:51.7	6938		
Adams State Colo		777	672	871	706	455			
5 Dave Tolson (3719)		15.1	32.96/108-2	3.75/12-3 3/4	48.36/158-8	5:09.3	6807		
Point Loma Calif		837	540	741	611	359			
6 Phil Schot (3754)		15.1	36.58/120-0	3.35/11-0	41.06/134-8½	4:50.3	6807		
Pacific Lutheran(Wn)		837	616	630	507	463			
7 Blake Harris (3566)		16.1	36.32/119-2	3.85/12-7½	47.18/154-9½	4:46.5	6762		
Western New Mexico		739	611	767	594	485			
8 Dave Pullin (3533)		15.6	29.62/97-2¼	3.75/12-3 3/4	50.10/164-5	4:36.3	6708		
Lewis & Clark (Ore)		787	465	741	634	548			
9 John Serrano (3673)		14.8	32.88/107-10½	2.76/9-0 3/4	50.52/165-9	4:42.1	6687		
Ucal-San Diego		870	538	455	639	512			
10 Greg Hansen (3518)		17.1	30.62/100-5½	4.25/13-11¼	51.92/170-4	4:59.7	6597		
Willamette (Ore)		652	488	871	658	410			
11 Doug Murray (3316)		15.5	31.44/103-2	3.95/12-11½	49.19/161-4½	4:39.2	6564		
Defiance (Ohio)		797	506	794	622	529			
12 Greg Culp (3295)		14.6	29.70/97-5¼	4.45/14-7¼	36.90/121-1	4:45.1	6511		
Ark-Monticello		892	467	920	443	494			
13 Ken Ellis (3526)		15.2	31.54/103-6	3.15/10-4	38.08/124-11	4:56.5	6322		
Central State (Okla)		827	508	572	462	427			
14 Ray Salcido (3191)		17.2	30.20/99-1	3.45/11-3 3/4	48.84/160-3	4:38.9	6121		
Calif. Lutheran		645	479	658	617	531			
15 Randy Krieger (3299)		16.1	33.90/111-3	3.15/10-4	39.96/131-1	4:56.7	6086		
Concordia (Nebr)		739	560	572	490	426			
16 Randy Hayes (2938)		16.6	27.76/91-1	3.75/12-3 3/4	42.22/138-6	4:39.3	5847		
Kansas Wesleyan		694	422	741	524	528			
17 Ronnie Jackson (2738)		15.7	23.80/78-1	no heighth	39.70/130-3	4:32.9	4895		
Jackson State (Miss)		777	324	000	486	570			
18 Don Phillips (3491)		20.6	32.18/105-7	no heighth	withdrew	no time	4429		
Oklahoma Baptist		415	523	000	000	000			

Tolson earns Fifth Place--tie breaker rule used.

note:--Old High Jump Record was 6-7

1980 NAIA marathon Saturday, May 24

1. Bill Langhout, Wisconsin-Eau Claire, 2:30:33.30
2. Joe Yurkovich, Malone, Ohio, 2:31:33.60
3. Ken Gribschaw, Clarion, Pa., 2:31:34.00
4. Kelley Carter, Abilene Christian, 2:31:46.60
5. Greg Kuiper, Dordt, Iowa, 2:32:40.37
6. Jeff Coulter, Western Washington, 2:33:35.78
7. Barry Lucas, Kearney, Neb., 2:34:29.11
8. Tim Terrill, Adams State, Colo., 2:35:24.40
9. Mike DuCharme, Saginaw Valley, Mich., 2:40:36.01
10. Rick Yager, Kansas Wesleyan, 2:40:50.90
11. Spencer Kerley, William Jewell, Mo., 2:44:31.21
12. Tim Smith, Point Loma, Calif., 2:45:05.67
13. Bob Fitch, Wisconsin-Stout, 2:45:24.74
14. Jose Araiza, Abilene Christian, 2:46:30.45
15. Rusty Hagemann, Abilene Christian, 2:47:03.65
16. Mike Rosato, Carson-Newman, Tenn., 2:47:37.31
17. Peter Magdalena, Adams State, Colo., 2:49:01.90
18. Birch Rodriguez, Eastern New Mexico, 2:49:33.53
19. Rick Gray, Milligan, Tenn., 2:50:06.74
20. Marc Dick, Abilene Christian, 2:50:27.21
21. Javier Tamez, Tarleton State, Tex., 2:52:28.40
22. Bill Pewen, Southern Oregon, 2:54:03.40
23. Mike Wright, Spring Arbor, Mich., 2:56:01.87
24. Stacey Cooke, Fort Hays State, Kan., 2:57:45.98
25. Chris ~~Mass~~ Massard, Milligan, Tenn., ~~2~~ 3:01:08.71
26. Joe Uphoff, Marymount, Kan., 3:03:30.39
27. Marty ~~X~~ Hughes, Doane, Neb., ~~2x~~ 3:05:19.38
28. Jose Alfaro, McMurry, Tex., 3:45:04.03

started but didn't finish

Brent Friesen, Bethel, Minn.
Andy Blank, California Lutheran
Dave Aramovich, Lewis, Ill.
John Donohue, Lewis, Ill.
Dan Loes, Loras, Iowa
Dan ~~St~~ Schumaker, Malone, Ohio
Waldo Cabriaes, Saginaw Valley, Mich.
Dick Dodd, Wisconsin-LaCrosse
Ray Klecker, Wisconsin-River Falls
Dan Mills, School of the Ozarks, Mo.
Jerrold Wynia, Dordt, Iowa

###

1980 NAIA FINAL RESULTS

HAMMER THROW

1.	Harold Willers	Simon Fraser (B.C., Canada)	59.56	195-5
2.	Doug Barnett	Azusa Pacific (Calif)	57.84	189-9
3.	Martin Rudy	Western Washington	54.04	177-3½
4.	Ron Lunetta	Northwood Inst (Mich)	53.64	176-8
5.	Doug Gillard	Ferris State (Mich)	53.52	175-7
6.	Ron Ponciano	Azusa Pacific (Calif)	50.54	165-10

JAVELIN

1.	Mike Barnett	Azusa Pacific (Calif)	73.88	242-5
2.	Brad Boland	Eastern Washington	69.38	227-7½
3.	Gary Sechrist	Fort Hays State (Kans)	67.90	222-9
4.	Robert Shirts	Southern Utah	66.74	218-11½
5.	Todd Lovell	Lewis & Clark (Ore)	66.34	217-8
6.	Rob Casteel	Linfield (Ore)	65.34	214-4½

LONG JUMP

1.	Carl Hanns	Cumberland (Ky)	7.71	25-3½
2.	Prelo Harris	Arkansas Tech	7.67	25-2
3.	Larry Sutton	Howard Payne (Tx)	7.43	24-4½
4.	Bill Patza	Wisc.-LaCrosse	7.42	24-4½
5.	David Gilliam	St. Augustine's (NC)	7.26	23-9 3/4
6.	Woody Bowles	Oklahoma Christian	7.24	23-9

1980 NAIA FINAL RESULTS

DISCUS

1.	Martin Guerrero	Abilene Christian (Tx)	59.62 195-7
2.	Bob Urey	Malone (Ohio)	59.30 194-7
3.	Brad Boland	Eastern Washington	58.94 193-4½
4.	Roger Axelsson	Point Loma (Calif)	55.80 183-1
5.	J. R. Hanley	East Texas	54.82 179-10
6.	Douglas Dietz	St. Thomas (Minn)	54.12 177-7

110 meter HIGH HURDLES

(FAT) Wind Aided

1.	Steve Parker	Abilene Christian (Tx)	13.84
2.	Lional Campbell	Northwood Inst. (Mich)	13.89
3.	Mike Donley	Southern Colorado	13.98
4.	Stan O'Neal	Abilene Christian (Tx)	14.18
5.	Ed Blackburn	Wayne State (Nebr)	14.19
6.	Paul Bowe	Jackson State (Miss)	14.20

HIGH JUMP

1.	Bruce Beckel	Wisc.-River Falls	7-2*
2.	Vic White	Eastern Washington	7-0
3.	Daniel Gifford	Hillsdale (Mich)	6-10
4.	Carl Turner	Southern Colorado	6-10
5.	Joe Bob Wise	Arkansas Tech	6-10
6.	Mark Norman	Northwood Inst. (Mich)	6-10

*RECORD

Breaks Record of 7-1½ set in 1979 by Vic White, Eastern Washington;
and Dave Bergstrom, Moorhead State (Minn)

1980 NAIA FINAL RESULTS

100 meter DASH

(FAT) timing Wind-Aided

1.	Ellison Portis	Angelo State (Tx)	10.15
2.	Charles Pickins	Mississippi Valley	10.24
3.	Alvin Matthias	Adams State (Colo)	10.27
4.	Mike Nettles	Texas Southern	10.31
5.	Larry White	Mississippi Valley	10.31
6.	Elton Francis	Southwest Texas	10.32

10,000 meter WALK

1.	Jeff Ellis	Wisc.-Stevens Point	47:35.1
2.	Mel McGinnis	Spring Arbor (Mich)	48:00.2
3.	Mike Rummelhart	Wisc-Parkside	48:18.8
4.	Steve Hoger	Concordia (Nebr)	49:14.5
5.	Tom McMillan	Wisc.-LaCrosse	49:17.3
6.	Steve Ball	Wisc.-Parkside	49:24.6

10,000 meter RUN

1.	Tim Schmid	William Jewell (Mo)	30:05.86
2.	Gordon Sanders	Hillsdale (Mich)	30:09.57
3.	Joe Yurkovich	Malone (Ohio)	30:09.58
4.	Sammy Maritim	Azusa Pacific (Calif)	30:09.74
5.	Paul Mausling	Macalester (Minn)	30:26.8
6.	Paul Peterson	Saginaw Valley State (Mich)	30:46.3

1980 NAIA FINAL RESULTS

3,000 meter STEEPLECHASE

manual timing

1.	Kregg Einspahr	Concordia (Nebr)	8:58.4
2.	Graham MacDonald	Simon Fraser (B.C., Canada)	9:08.4
3.	Mike Herndon	Oklahoma Christian	9:10.2
4.	Mark Malander	St Thomas (Minn)	9:13.1
5.	Curt Fiedler	Black Hills State (SD)	9:15.6
6.	Pat Porter	Adams State (Colo)	9:20.1

400-meter RELAY (FAT)

1.	Mississippi Valley (Fredrick Johnson, Larry White, Reginald Williamson, Charles Pickins)	40.22
2	St Augustine's (NC)	40.54
3.	Angelo State (Tx)	40.95
4.	Arkansas Tech	41.09
5.	Adams State (Colo)	41.31
6.	Jackson State (Miss)	41.39

TRIPLE JUMP

all wind aided

1.	Vic White	Eastern Washington	16.05	52-8
2.	Ron Gill	Southern Colorado	15.59	51-1 3/4
3.	Brett Courville	Texas Southern	15.57	51-1
4.	Kenneth Little	College of Ozarks (Ark)	15.51	50-10 3/4
5.	Charles Swindell	Pembroke State (NC)	15.40	50-6 1/4
6.	Mike Little	Southern Colorado	15.40	50-6 1/4

1980 NAIA FINAL RESULTS

1500 meters RUN

1.	Michael Watson	Jackson State (Miss)	3:46.86
2.	Herman Saunders	Mississippi Valley	3:49.03
3.	Brad Erickstaf	LeTourneau (Tx)	3:49.29
4.	James Green	Texas Southern	3:50.46
5.	Lynall Dodson	School of Ozarks (Mo)	3:50.81
6.	John Esquibel	Adams State (Colo)	3:50.98

SHOT PUT

1.	Harold Ledet	Angelo State (Tx)	18.58	60-11½
2.	Bob Urey	Malone (Ohio)	18.29	60-0
3.	Mike Manders	Hamline (Minn)	17.78	58-4
4.	Mike Baysinger	Eastern New Mexico	17.63	57-10
5.	Mark Lundy	Texas Southern	17.34	56-10 3/4
6.	Brad Boland	Eastern Washington	17.32	56-10

POLE VAULT

1.	Billy Olson	Abilene Christian (Tx)	5.53	18-2*
2.	Brad Pursley	Abilene Christian (Tx)	5.40	17-8 3/4
3.	Kim Stewart	Fort Hays State (Kans)	5.08	16-8
4.	Ron Hunt	Abilene Christian (Tx)	4.87	16-0
5.	Tom Plummer	Wisc.-Whitewater	4.87	16-0
6.	Ken McIlwain	Malone (Ohio)	4.87	16-0

*RECORD

Replaces mark of 17-6 3/4 by Billy Olson, Abilene Christian, 1979

1980 NAIA FINAL RESULTS

400 meter RUN

FAT timing

1.	Kevin Jones	Northwood Inst (Mich)	45.74**
2.	Clifton Terrell	Prairie View A&M (Tx)	46.24
3.	Eugene Saunders	Mississippi Valley	46.25
4.	Tyrone Cross	Texas Southern	46.69
5.	Michael Joseph	Texas Southern	46.73
6.	Tim Hart	Central Washington	47.37

**Ties FAT record set by Charles Oliver, Troy State (Ala), 1976

800 meter RUN

1.	Herman Sanders	Mississippi Valley	1:48.53 (FAT)
2.	Evans White	Prairie View A&M (Tx)	1:48.68 (FAT)
3.	Clifton Perry	Texas Southern	1:48.98 (FAT)
4.	Robert Bullard	Texas Southern	1:49.45 (FAT)
5.	Brian Starks	Texas Southern	1:49.3 (MT)
6.	Jerome Krone	Angelo State (Tx)	1:49.5 (MT)

400 meter INTERMEDIATE HURDLES

FAT timing

1.	James Baldwin	Texas Southern	50.48
2.	Carl Powell	Pembroke State (NC)	51.46
3.	Dewaine Dieterman	Stephen F. Austin (Tx)	52.17
4.	Byron Patterson	Ferris State (Mich)	52.34
5.	Danny Dixon	Abilene Christian (Tx)	52.85
6.	John Kotsogeanus	Western Washington	no time

Mike King, Eastern New Mexico (1st) and Napoleon Hooks, Jackson State (4th) disqualified.

1980 NAIA FINAL RESULTS

200 meter DASH

		FAT timing	wind aided
1.	Charles Pickins	Mississippi Valley	20.77
2.	Ellison Portis	Angelo State (Tx)	20.89
3.	Carl Williams	Texas Southern	20.91
4.	Larry White	Mississippi Valley	21.05
5.	Barry Sample	Angelo State (Tx)	21.13
6.	Elton Francis	Southwest Texas	21.19

SEMI-FINALS

HEAT I

		FAT timing
Larry White	Mississippi Valley	20.95
Elton Francis	Southwest Texas	21.14
Carl Hanns	Cumberland (Ky)	21.16
Donnell Baldwin	Texas Southern	21.44
Mike Lawson	St Augustine's (NC)	21.62
Ray Smith	Wayland Baptist (Tx)	21.95

HEAT II

		FAT timing
Charles Pickins	Mississippi Valley	20.90
Barry Sample	Angelo State (Tx)	21.03
Vincent Courville	Texas Southern	21.22
Alfonzo Brown	St. Augustine's (NC)	21.44
Rickey Moxey	Texas Southern	21.69
Alvin Matthias	Adams State (Colo)	21.73

HEAT III

		FAT timing
Ellison Portis	Angelo State (Tx)	21.02
Carl Williams	Texas Southern	21.22
William Baker	St. Augustine's (NC)	21.34
Gilbert Rolle	St. Augustine's (NC)	21.35

1980 NAIA FINAL RESULTS

5,000 meter RUN

1.	Sammy Maritim	Azusa Pacific (Calif)	14:34.19
2.	David Fleming	Willamette (Ore)	14:34.52
3.	Tim Schmid	William Jewell (Mo)	14:43.25
4.	Gordon Sanders	Hillsdale (Mich)	14:45.78
5.	Peter King	St. Thomas (Minn)	14:46.04
6.	Paul Mausling	Macalester (Minn)	14:46.75

MILE RELAY

1.	Texas Southern (Michael Joseph, Kenneth Williams, Robert Bullard, Tyrone Cross	3:07.2
2.	Mississippi Valley	3:08.7
3.	Jackson State (Miss)	3:09.1
4.	Angelo State (Tx)	3:09.5
5.	Prairie View A&M (Tx)	3:09.7
6.	Abilene Christian (Tx)	3:11.4

FINAL COMPLETE TEAM SCORING

1980 NAIA national outdoor trackmeet

1.	Mississippi Valley	66
2.	Abilene Christian	61
3.	Texas Southern	60
4.	Azusa Pacific, Calif.	43
5.	Angelo State, Tex.	41
6.	Eastern Washington	33
7.	Malone, Ohio	31
8.	Northwood Inst, Mich.	23
9.	Adams State, Colo.	20
10.	Southern Colorado	19
11.	Jackson State, Miss.	18
	Prairie View, Tex.	18
	Simon Fraser, Canada	18
	Hillsdale, Mich.	18
15.	William Jewell, Mo.	16
16.	Arkansas Tech	14
	Concordia, Neb.	14
18.	Fort Hays St, Kan.	12
19.	Cumberland, Ky.	10
	Pembroke, NC	10
	Wisconsin-River Falls	10
	Wisconsin-Stevens Rx Point	10
	Wisconsin-Eau Claire	10
	St. Augustine's, NC	10
25.	Spring Arobr, Mich.	8
	Western Washington	8
	Willamette, Ore.	8
28.	Oklahoma Christian	7
	St. Thomas, Minn.	7
	Wisconsin-Parkside	7
31.	Ferris St, Mich.	6
	Hamline, Minn.	6
	LeTourneau, Tex.	6
	Wisconsin-LaCrosse	6
	S. F. Austin, Tex.	6
	Howard Payne, Tex.	6
	Point Loma, Calif.	6
	Clarion, Pa.	6
39.	Eastern New Mexico	4
	Col. of Ozarks, Ark.	4
	Southern Utah	4
42.	Macalester, Minn.	3
43.	Black Hills, S.D.	2
	Lewis and Clark, Ore.	2
	School of Ozarks, xxxx Mo.	2
	Southwest Texas	2
	Wayne State, Neb.	2
	Wisconsin-Whitewater	2
	Dordt, Iowa	2
	East Texas State	2
51.	Central Washington	1
	Linfield, Ore.	1
	Pacific Lutheran, Wash.	1
	Saginaw Valley, Mich.	1

Outstanding Performer

Charles Pickins, Mississippi Valley
won 200 for 2nd straight year
second in 100m
anchor winning 400m relay

individuals with more than 10 pts

Charles Pickins, Miss. Valley, 20½
Herman Sanders, Miss. Valley, 20
Ellison Portis, Angelo State, Tex., 19½
Vic White, Eastern Washington, 18
Bob Urey, Malone, Ohio, 16
Tim Schmidt, William Jewell, Mo., 16
Brad Boland, Eastern Washington, 15
Sammy Maritim, Azusa Pacific, ~~xxx~~ Calif., 14
Joe Yurkovich, Malone, Ohio, 14
Gordon Sanders, Hillsdale, Mich., 12
Larry White, Miss. Valley, 10½

NAIA OUTDOOR TRACK & FIELD CHAMPIONSHIPS

-ABILENE CHRISTIAN UNIVERSITY - ABILENE, TEXAS - MAY 22-23-24, 1980-

SCHEDULE OF EVENTS - (Tentative, to be finalized May 21)

THURSDAY, MAY 22, 1980

9:30 a.m. - Decathlon (100 Meter--Long Jump--Shot Put--High Jump--400 Meter)
5:30 p.m. - Hammer (Trials/Finals)
5:30 p.m. - Javelin (Qualify 12) Finals to follow
6:00 p.m. - Long Jump (Qualify 12) Finals to follow
6:40 p.m. - 3000 Meter Steeplechase (Trials)
7:10 p.m. - OPENING CEREMONIES
7:20 p.m. - 440 Yard Relay (Trials)
7:45 p.m. - 1500 Meter Run (Trials)
8:05 p.m. - 110 Meter High Hurdles (Trials)
8:30 p.m. - 400 Meter Dash (Trials)
8:55 p.m. - 100 Meter Dash (Trials)
9:20 p.m. - 800 Meter Run (Trials, if necessary)
9:40 p.m. - 200 Meter Dash (Trials)
10:05 p.m. - 400 Intermediate Hurdles (Trials)
10:30 p.m. - 10,000 Meter Run (Finals)

FRIDAY, MAY 23, 1980

8:30 a.m. - Decathlon (110 Hurdles, Discus Throw--Pole Vault--Javelin--1500 Meter)
5:00 p.m. - High Jump (Qualify 12) Finals to follow
5:30 p.m. - Discus (Qualify 12) Finals to follow
6:45 p.m. - 440 Yard Relay (Semis, if necessary)
7:00 p.m. - OPENING CEREMONIES
7:15 p.m. - 110 Meter High Hurdles (Semis)
7:30 p.m. - 400 Meter Dash (Semis)
7:45 p.m. - 100 Meter Dash (Semis)
8:00 p.m. - 800 Meter Run (Semis)
8:15 p.m. - 110 Meter High Hurdles (Finals)
8:30 p.m. - 400 Meter Intermediate Hurdles (Semis)
8:45 p.m. - 100 Meter Dash (Finals)
8:55 p.m. - 5000 Meter Run (Trials, if necessary)
9:15 p.m. - Mile Relay (Trials)
9:35 p.m. - 10,000 Meter Walk (Finals)

SATURDAY, MAY 24, 1980

6:30 a.m. - Marathon
3:00 p.m. - Pole Vault (Qualify 12) Finals to follow
4:00 p.m. - Triple Jump (Qualify 12) Finals to follow
5:00 p.m. - Shot Put (Qualify 12) Finals to follow
6:40 p.m. - OPENING CEREMONIES
6:30 p.m. - 3000 Meter Steeplechase (Finals)
6:45 p.m. - 440 Yard Relay (Finals)
6:55 p.m. - 1500 Meter (Finals)
7:15 p.m. - 200 Meter Dash (Semis)
7:30 p.m. - 400 Meter Intermediate Hurdles (Finals)
7:45 p.m. - 400 Meter Dash (Finals)
7:55 p.m. - 800 Meter Run (Finals)
8:15 p.m. - 200 Meter Dash (Finals)
8:30 p.m. - 5000 Meter Run (Finals)
9:05 p.m. - Mile Relay (Finals)
9:15 p.m. - Awards Ceremony

FIRST DAY RESULTS

1980 NAIA NATIONAL OUTDOOR TRACK AND FIELD MEET

29TH ANNUAL

MAY 22-24

ABILENE, TEXAS

ABILENE CHRISTIAN UNIVERSITY

NAIA NATIONAL CHAMPIONSHIPS NAIA DECATHLON---First Day Results

no	name/school	100	long jump	shot put	high jump	400	points
1 68	Gary Wise Azusa Pacific	10.7 879	7.19/23-7 859	12.85/42-2 655	2.02/6-7½ 874	53.9 644	3911
2 453	Phil Schodt Pacific Lutheran	11.2 756	6.89/22-7½ 798	11.02/36-2 533	2.06/6-9½* 909	51.1 758	3754
3 19	Keith Stewart Abilene Chris.	11.2 756	6.59/21-7½ 734	11.91/39-1 593	1.98/6-6 840	50.1 801	3724
4 498	Dave Tolson Point Loma	10.9 828	6.51/21-4½ 717	11.47/37-7½ 564	1.98/6-6 840	50.8 770	3719
5 112	John Serrano Cal-San Diego	10.9 828	6.28/20-7½ 666	11.99/39-4 598	1.86/6-1½ 734	49.1 847	3673
6 640	Blake Harris East New Mexico	11.4 710	6.48/21-3½ 710	11.59/38-½ 572	1.90/6-2 3/4 769	50.0 805	35.66
7 31	Alan Stahlecker Adams State Colo	11.3 733	6.83/22-5 785	10.89/35-8 3/4 524	1.94/6-4½ 804	52.5 699	3545
8 722	Dave Pullin Lewis & Clark	11.4 710	6.50/21-4 715	10.63/34-1-0½ 506	1.98/6-6 840	51.0 762	3533
9 131	Ken Ellis Central Okla St	11.2 756	6.42/21- 3/4 697	11.22/36-9 3/4 547	1.86/6-1½ 734	50.3 792	3526
10 662	Greg Hansen Willamette Ore	11.1 780	6.90/22-7 3/4 800	9.55/31-4 426	1.82/5-11 3/4 698	49.8 814	3518
11 425	Don Phillips Oklahoma Baptist	11.1 780	6.64/21-9½ 744	11.75/38-6½ 582	1.70/5-7 588	50.2 797	3491
12 22	Kenneth Day Adams State Colo	11.4 710	6.19/20-3 3/4 646	11.89/39-½ 592	1.90/6-2 3/4 769	51.5 740	3457
13 750	Doug Murray Defiance Ohio	11.2 756	6.27/20-7 664	10.40/34-1½ 490	1.78/5-10 662	51.4 744	3316
14 714	Randy Krieger Concordia Nebr	11.0 804	6.07/19-11 620	10.69/35-1 510	1.74/5-8½ 625	51.5 740	3299
15 53	Greg Culp Ark-Monticello	11.5 687	6.57/21-6 3/4 730	10.18/33-4 3/4 473	1.86/6-1½ 734	53.2 671	3295
16 108	Ray Salcido Calif Lutheran	11.5 687	6.29/20-7 3/4 668	8.98/29-5½ 384	1.90/6-2 3/4 769	52.9 683	3191
17 292	Randy Hayes Kansas Wesleyan	11.8 622	5.70/18-8½ 537	9.41/30-10½ 416	1.94/6-4½ 804	56.2 559	2938
18 280	Ronnie Jackson Jackson State	11.1 780	6.16/20-2½ 640	10.47/34-4 494	no heighth 000	49.6 824	2738

* New Decathlon Record---Breaks old mark set in 1977 by
Zenon Smiechowski, Simon Fraser; Bill Waters, Point Loma-; Jim Wooding,
Indiana (pa)

RESULTS

HAMMER THROW

Thursday, May 22, 1980

1. Harold Willers
2. Doug Barnett
3. Martin Rudy
4. Ron Lunetta
5. Doug Gillard
6. Ron Ponciano

RESULTS

- Simon Fraser, Ca-nada
- Azusa Pacific (Cal)
- Western Washington
- Northwood Inst (Mich)
- Ferris State (Mich)
- Azusa Pacific (Cal)

RESULTS

1980 NA_IA

- 59.56 195-5
- 57.84 189-9
- 54.04 177-3½
- 53.64 176-8
- 53.52 175-7
- 50.54 165-10

JAVELIN

Thursday, May 22, 1980

- 1.M Mike Barnett
2. Brad Boland
3. Gary Sechrist
4. Robert Shirts
5. Todd Lovell
6. Rob Casteel

- Azusa Pacific (Cal)
- Eastern Washington
- Fort Hays State (Kans)
- Southern Utah State
- Lewis & Clark (Ore)
- Linfield (ore)

1980 NALA

- 73.88 242-5
- 69.38 227-7½
- 67.90 222-9
- 66.74 218-11½
- 66.34 217-8
- 65.34 214-4½

RESULTS

LONG JUMP

Thursday, May 22, 1980

1. Carl Hanns
2. Prelo Harris
3. Larry Sutton
4. Bill Patza
5. David Gilliam
6. Woody Bowles

RESULTS

- Cumberland
- Arkansas Tech
- Howard Payne (Tx)
- Wisc-LaCrosse
- St. Augustine's (NC)
- Oklahoma Christian

RESULTS

1980 NAIA

- 7.71 25-3½
- 7.67 25-2
- 7.43 24-4½
- 7.42 24-4½
- 7.26 23-9 3/4
- 7.24 23-9

note: Bowles wins sixth place because of second best jump of 7.21.

RESULTS
Thursday, May 22, 1980

RESULTS

RESULTS

3,000 meter STEEPLECHASE

HEAT I

731	Graham MacDonald	Simon Fraser (Canada)	9:09.60
532	Mark Malander	St. Thomas (Minn)	9:09.96
428	Mike Herndon	Oklahoma Christian	9:11.31
98	Doug Knaub	Black Hills SD	9:16.0
673	Jeff Miller	Wisc-LaCrosse	9:21.18
644	Scott Vanatta	Western State Colo	9:25.39

HEAT II

412	Kregg Einspahr	Concordia (nebr)	9:03.6
663	Rick LaGreide	Willamette (Ore)	9:08.4
95	Curt Fiedler	Black Hills State (SD)	9:08.4
299	Shane Fruit	Kearney State (Nebr)	9:09.3
339	Kirby Herschberger	Manchester (Ind)	9:20.9

In Heat II, Pat Porter, Adams State (9:06.9); Anthony Appoy, Jackson State; and Darryl Hickey, Texas Southern, both no times listed, disqualified.

First FOUR in Each Heat and the Fastest Fifth advance to the Finals
6:30 p.m., Saturday, May 24, 1980.

RESULTS

RESULTS

RESULTS

400 meter RELAY
Thursday, May 22, 1980

HEAT I

Texas Southern	40.29
Angelo State (Tx)	40.83
Adams State (col.)	40.86
Wayland Baptist	41.5 (mt)

HEAT II

St Augustine's (NC)	40.47
Jackson State (Miss)	41.20
Eastern Washington	41.81
Abilene Christian (Tx)	41.8 (mt)
McMurry (Tx)	42.9 (mt)

HEAT III

Mississippi Valley State	40.24
Arkansas Tech	41.05
Central State (okla)	41.17
Prairie View A & M (Tx)	41.1 (mt)
Ouachita Baptist (ark)	41.5 (mt)
Bethany (Kans)	42.3 (mt)

First THREE in each heat advance to the Finals at 6:45 p.m., Saturday, May 24.

ALL TIMES FAT except where noted (mt)

RESULTS

Thursday, May 22, 1980

RESULTS

1500 meter TRIALS

RESULTS

HEAT I

291 Michael Jackson
 311 Brad Frickstad
 214 Lonnie Gee
 373 Joel Jorgenson
 515 David Stimpson
 729 Kelly Brown

Jackson State (miss) 3:47.05
 LeTourneau (Tx) 3:47.18
 Fort Hays State (kans) 3:48.20
 Moorhead State (minn) 3:49.9 (mt)
 Saginaw Valley State (mich) 3:51.3 (mt)
 Simon Fraser (Canada) 3:52.0 (mt)

HEAT II

368 Herman Saunders
 748 Jim Spiegelberg
 755 Lynall Dodson
 113 Marty Bryant
 563 Gary Bunch
 628 Ricky Losoya

Mississippi Valley 3:51.76
 Wisc-Eau Claire 3:51.84
 School of Ozarks (Mo) 3:52.10
 Carson-Newman (Tenn) 3:52.7 (mt)
 Southwest Texas 3:52.8 (mt)
 Wayland Baptist (Tx) 3:53.1 (mt)

HEAT III

603 James Green
 23 John Esquibel
 230 Steve Stuart
 66 Zeke Rodriguez
 10 Frank Houston
 242 Carter Lambert

Texas Southern 3:49.24
 Adams State (Colo) 3:49.57
 George Fox (Ore) 3:50.97
 Azusa Pacific (Cal) 3:52.6 (mt)
 Abilene Christian (Tx) 3:53.2 (mt)
 Harding (Ark) 3:54.1 (mt)

First THREE in each heat advance to the Finals at 6:55 p.m., Saturday, May 24.

ALL TIMES FAT except where noted (mt)

RESULTS

RESULTS

RESULTS

110 HIGH HURDLES
Thursday, May 22, 1980

HEAT I

179	Mike King	Eastern New Mexico	14.47
637	Ed Blackburn	Wayne State (Nebr)	14.48
15	Stan O'Neal	Abilene Christian	14.74
606	Robert Kennedy	Texas Southern	14.79
655	Warren McGee	Westmar (Iowa)	15.03
695	Tom Plummer	Wisc-Whitewater	15.08

HEAT II

17	Steve Parker	Abilene Christian	14.15
197	Greg Rooney	Eastern Washington	14.72
269	Paul Bowe	Jackson State (Miss)	14.78
519	Jerome Ballew	St Augustine's (NC)	14.81
764	Derrick King	Prairie View A & M Tx	14.89
418	Larry Wiley	Northwood Inst (Mich)	14.94

HEAT III

411	Lional Campbell	Northwood Inst (Mich)	14.43
548	Mike Donley	Southern Colorado	14.62
517	Joe Welch	Saginaw Valley State (Mich)	14.76
629	Randy Pool	Wayland Baptist (Tx)	14.88
53	Greg Culp	Arkansas-Monticello	14.98
685	Bruce Lammers	Wisc-Stevens Point	15.01

NO WIND

First THREE from each heat advance to Finals, at 8:15 p.m., Friday, May 23

ALL TIMES FAT

RESULTS

400 meter DASH
Thursday, May 22, 1980

HEAT I

763 Joe Johnson
431 Tom Snider
602 Tyrone Cross
413 Kevin Jones
693 John Kruchaski
384 Todd Limoges

RESULTS

Prairie View A & M (Tx)
Oklahoma Christian
Texas Southern
Northwood Inst (Mich)
Wisc-Whitewater384
Northern State (SD)

RESULTS

46.57
47.47
47.2 (mt)
49.0 (mt)
49.1 (mt)
49.2 (mt)

HEAT II

307 Eugene Sauders
284 Melvin Morgan
620 Kenneth Williams
37 Mike Dickson
759 Lester Coleman
386 Ryan Achterhoff

Mississippi Valley
Jackson State (Miss)
Texas Southern
Anderson (Ind)
Prairie View A & M (Tx)
Northwestern (Iowa)

47.0 (mt)
47.2 (mt)
47.7 (mt)
48.6 (mt)
48.9 (mt)
no time

HEAT III

144 Tim Hart
605 Michael Joseph
564 Clif Chatham
462 Sam Council
276 Aubra Godboit
487 Don Sampson

Central Washington
Texas Southern
Southwest Texas
Pembroke State (NC)
Jackson State (Miss)
Pittsburg State (Kans)

47.41
47.77
48.13
48.43
48.5 (mt)
48.9 (mt)

HEAT IV

768 Clifton Terrell
364 Raudolph Dixon
30 Raymond Speaks
235 Sam Ocel
442 Wilford Holt
612 Derek Peebles

Prairie View A& M (Tx)
Mississippi Valley
Adams State (colo)
Hamline (minn)
Ouachita Baptist (Ark)
Texas Southern

47.77
47.97
48.02
48.26
48.27
48.48

First SIX in each heat advance to the SEMI-FINALS, 7:30 p.m., Friday

ALL TIMES FAT except where noted (mt)

Heat IV is corrected as originally announced

RESULTS

RESULTS

RESULTS

100 meter DASH
Thursday, May 22, 1980

HEAT I

611	Michael Nettles	Texas Southern	10.57
567	Elton Francis	Southwest Texas	10.63
544	Duane Haugen	South Dakota Tech	10.74
762	Karry Houston	Prairie View A & M (Tx)	10.83
525	Gilbert Rolle	St Augustine's (NC)	10.84
140	Mark Weimer	Central State (Okla)	10.94

HEAT II

48	Ellison Portis	Angelo State (Tx)	10.49*
305	Fredrick Johnson	Mississippi Valley	10.73
518	William Baker	St Augustine's (NC)	10.76
595	Donnell Baldwin	Texas Southern	10.87
271	Otis Brown	Jackson State (Miss)	11.01
355	Caflton Brown	Milligan (Tenn)	11.14

HEAT III

369	Larry White	Mississippi Valley	10.49*
601	Vincent Courville	Texas Southern	10.67
610	Rickey Moxey	Texas Southern	10.69
524	Michael Lawson	St Augustine's (NC)	10.70
374	Gregg Kloss	Moorhead State (Minn)	10.81
172	Jerry Compton	East Central State (Okla)	11.03

HEAT IV

366	Charles Pickins	Mississippi Valley	10.54
619	Carl Williams	Texas Southern	10.59
28	Alvin Matthias	Adams State (colo)	10.61
281	Morris Jackson	Jackson State (Miss)	10.69
440	Anthony Daniels	Ouachita Baptist (Ark)	10.75
546	Dennis Woodberry	Southern Arkansas	10.83

First SIX from each heat advance to SEMI-FINALS at 7:45 p.m., Friday

ALL TIMES FAT and ARE NOT WIND AIDED

* NAIA Record for FAT timing for Pickins and Portis --

old mark --10:53 by Earl Thomas, Jackson State (Miss), 1977

RESULT

300 METER RUN PRELIMS Thurs. May 22

HEAT I

013 Clifton Perry
027 Don Caten
272 Jim Fay
008 Al Copperud
570 Dave Ingraham
260 Clifford Bedgood

RESULT

Texas Southern
Jayland Baptist
Moorhead (Minn)
Wisconsin-La Crosse
Spring Arbor (Mich)
Jackson State (Miss)

RESULT

1:54.50
1:54.62
1:54.70
1:54.75
1:54.79
1:54.86

HEAT II

281 Michael Watson
003 James Green
12 Rick Kittley
305 Tyler Martin
441 Henry Harrell
344 Jack McDonald

Jackson State (Miss)
Texas Southern (Tex)
Abilene Christian (Tex)
Kearney (Nebr)
Ouachita (Ark)
Marymount (Kan)

1:53.43
1:53.63
1:53.68
1:53.82
1:54.10
1:54.34

HEAT III

303 Herman Sanders
210 Delwin Masters
45 Jerome Erone
302 John Darga
33 Mike Streeter
157 Mike Mieb

Mississippi Valley
Ft. Hays (Kan)
Angelo State (Tex)
Saginaw Valley (Mich)
Adams State (Colo)
Dakota State (SD)

1:51.7 NT
1:52.7 NT
1:53.0 NT
1:53.3 NT
1:54.7 NT
1:55.92 NT

HEAT IV

010 Brian Starks
433 Tony Yates
40 Bill Ashley
387 Dwayne Samarrigg
727 Jim Kitson
707 Terrance Ross

Texas Southern
Okla. Christian
Angelo State (Tex)
Northwestern Iowa
Mc Pherson (Kan)
Prairie View (Tx)

1:52.73
1:53.42
1:53.9 NT
1:54.0 NT
1:54.1 NT
1:54.2 NT

HEAT V

700 Evans White
500 Robert Bullard
475 Boddy Gaynor
570 Michael Tapscott
244 Tomy Sitton
175 Tim Auld

Prairie View (Tex)
Texas Southern
Pittsburg (Kan)
Southwest (Tex)
Harding (Ark)
Eastern New Mexico

1:52.63
1:53.2 NT
1:54.3 NT
1:54.7 NT
1:54.8 NT
1:56.4 NT

Advance 5 from each heat to semifinals Friday, 3:00 p.m.
All times F.A.T. except where noted (NT)

RESULTS

200 meter DASH
Thursday, May 22, 1980

HEAT I

369 Larry White
595 Donnell Baldwin
546 Dennis Woodberry
281 Morris Jackson
525 Gilbert Rolle
466 Kenneth McMillian

RESULTS

Mississippi Valley
Texas Southern
Southern Arkansas
Jackson State (miss)
St. Augustine's (NC)
Pembroke State (NC)

RESULTS

21.0 (mt)
21.3 (mt)
21.4 (mt)
21.4 (mt)
21.5 (mt)
21.5 (mt)

HEAT II

306 Charles Pickins
567 Elton Francis
601 Vincent Courville
641 Robert Spears
80 Ron Butka
586 Mark Riggs

Mississippi Valley
Southwest Texas
Texas Southern
Western New Mexico
Bethany (Kans)
Stephen F Austin (Tx)

21.12
21.13
21.38
22.2 (mt)
22.3 (mt)
22.7 (mt)

HEAT III

48 Ellison Portis
619 Carl Williams
152 Carl Hanns
520 Alfonzo Brown
762 Karry Houston
544 Duane Haugen

Angelo State (Tx)
Texas Southern
Cumberland (ky)
St. Augustine's (NC)
Prairie View A & M (Tx)
South Dakota Tech

21.23
21.39
21.47
21.52
21.71
21.73

HEAT IV

610 Rickey Moxey
524 Michael Lawson
440 Anthony Daniels
726 David Freunds Schuh
631 Ray Smith
655 Warren McGee

Texas Southern
St Augustine's (NC)
Ouachita Baptist (ark)
Linfield (Ore)
Wayland Baptist (Tx)
Westmar (Iowa)

21.58
21.73
21.88
22.19
22.23
22.3 (mt)

HEAT V

513 William Baker
51 Barry Sample
621 Thomas Williams
688 Ivory White
28 Alvin Matthias
94 Kevin Russell

St Augustine's (NC)
Angelo State (Tx)
Texas Southern
Arkansas Tech
Adams State (Colo)
Biola (Calif)

21.41
21.43
21.84
21.85
21.96
22.40

Top FIVE in each heat advance to the Semi-Finals, 7:15,p.m., Saturday

ALL TIMES FAT except where noted (mt)

RESULTS

RESULTS

RESULTS

400 meter INTERMEDIATE HURDLES
Thursday, May 22, 1980

HEAT I

596	James Baldwin	Texas Southern	51.49
15	Sta-nley O'Neal	Abilene Christian (Tx)	52.58
761	Thaddeus Gamble	Prairie View A& M (Tx)	53.3 (mt)
235	Colin O'Brien	Jackson State (miss)	53.4 (mt)
686	Al Sapa	Wisc-Stevens Point	53.5 (mt)
126	Willie Morris	Central Arkansas	53.6 (mt)

HEAT II

278	Napolean Hooks	Jackson State (Miss)	52.69
179	Mike King	Eastern New Mexico	53.14
615	Johnny Shaw	Texas Southern	53.24
664	Doug Ousterhout	Willamette (Ore)	53.44
460	Darick Bradley	Pembroke State (NC)	53.7 (mt)
542	Rich Wing	SD/Springfield	53.9 (mt)

HEAT III

581	Dewain Dieterman	Stephen F Austin (Tx)	52.59
471	Tony Reid	Pembroke State (NC)	52.74
211	Byron Patterson	Farris State (Mich)	52.78
6	Danny Dixon	Abilene Christian (Tx)	52.94
548	Mike Donley	Southern Colorado	53.05
223	Rick Frisk	George Fox (Ore)	53.60

HEAT IV

470	Carl Powell	Pembroke State (NC)	51.72
44	Robert Klein	Angelo State (Tx)	52.39
405	Tim Gilbert	Northwest Nazarene (Idaho)	52.55
279	Alvin Jackson	Jackson State (Miss)	53.0 (mt)
650	John Kotsogeanis	Western Washington	53.1 (mt)
600	Lance Courville	Texas Southern	53.6 (mt)

First six in Heat advance to Semi-Finals, 7:15 p.m., Saturday

ALL TIMES FAT except where noted (mt)

RESULTS

RESULTS

RESULTS

10,00 meter RUN
Thursday, May 22, 1980

1980 NAIA

1.	Tim Schmid	William Jewell (mo)	30:05.86
2.	Gordon Sanders	Hillsdale (Mich)	30:09.57
3.	Joe Yurkovich	Malone (Ohio)	30:09.58
4.	Sammy Maritim	Azusa Pacific (Calif)	30:09.74
5.	Paul Muasling	Macalester (minn)	30:26.8
6.	Paul Peterson	Saginaw Valley (Mich)	30:46.3

POINT TOTALS THROUGH FOUR FINAL EVENTS--May 22, 1980

Azusa Pacific (cal)	23
Cumberland (ky)	10
Simon Fraser (Canada)	10
William Jewell (mo)	10
Arkansas Tech	8
Eastern Washington	8
Hillsdale (Mich)	8
Fort Hays State (Kans)	6
Howard Payne (Tx)	6
Malone (ohio)	6
Western Washington	6
Northwood Inst (Mich)	4
Southern Utah	4
Wisc-LaCrosse	4
Ferris State (Mich)	2
Macalester (minn)	2
Lewis & Clark (Ore)	2
St. Augustine's (NC)	2
Linfield (ore)	1
Oklahoma Christian	1
Saginaw Valley State (Mich)	1

SECOND DAY RESULTS

1980 NAIA NATIONAL OUTDOOR TRACK AND FIELD MEET

29th annual

May 22-24, 1980

ABILENE CHRISTIAN UNIVERSITY

Abilene, Texas

NAIA DECATHLON--Second Day Results--May 22-23, 1980

name/school	1st day points	110 HH	discus	pole Vault	javelin	1500	total points
1 Gary Wise (3911)		14.5	40.22/131-11½	3.95/12-11½	55.86/183-3	5:16.2	7331
Azusa Pacific (Ca-1)	903	690		794	709	324	
2 Keith Stewart (3724)		15.3	33.92/111-3½	3.95/12-11½	46.34/152-½	4:31.7	7056
Abilene Christian	817	560		794	583	578	
3 Alan Stahlecker(3545)		15.6	37.46/122-11	4.35/14-3¼	46.00/150-11	4:34.8	6998
Adams State Colo	787	634		896	578	558	
4 Kenneth Day (3457)		15.7	39.30/128-1	4.25/13-11½	55.56/182-3½	4:51.7	6938
Adams State Colo	777	672		871	706	455	
5 Dave Tolson (3719)		15.1	32.96/108-2	3.75/12-3 3/4	48.36/158-8	5:09.3	6807
Point Loma Calif	837	540		741	611	359	
6 Phil Schot (3754)		15.1	36.58/120-0	3.35/11-0	41.06/134-8½	4:50.3	6807
Pacific Lutheran(Wn)	837	616		630	507	463	
7 Blake Harris (3566)		16.1	36.32/119-2	3.85/12-7½	47.18/154-9½	4:46.5	6762
Western New Mexico	739	611		767	594	485	
8 Dave Pullin (3533)		15.6	29.62/97-2¼	3.75/12-3 3/4	50.10/164-5	4:36.3	6708
Lewis & Clark (Ore)	787	465		741	634	548	
9 John Serrano (3673)		14.8	32.88/107-10½	2.76/9-0 3/4	50.52/165-9	4:42.1	6687
UCal-San Diego	870	538		455	639	512	
10 Greg Hansen (3518)		17.1	30.62/100-5½	4.25/13-11½	51.92/170-4	4:59.7	6597
Willamette (Ore)	652	488		871	658	410	
11 Doug Murray (3316)		15.5	31.44/103-2	3.95/12-11½	49.19/161-4½	4:39.2	6564
Defiance (Ohio)	797	506		794	622	529	
12 Greg Culp (3295)		14.6	29.70/97-5¼	4.45/14-7¼	36.90/121-1	4:45.1	6511
Ark-Monticello	892	467		920	443	494	
13 Ken Ellis (3526)		15.2	31.54/103-6	3.15/10-4	38.08/124-11	4:56.5	6322
Central State (Okla)	827	508		572	462	427	
14 Ray Salcido (3191)		17.2	30.20/99-1	3.45/11-3 3/4	48.84/160-3	4:38.9	6121
Calif. Lutheran	645	479		658	617	531	
15 Randy Krieger (3299)		16.1	33.90/111-3	3.15/10-4	39.96/131-1	4:56.7	6086
Concordia (Nebr)	739	560		572	490	426	
16 Randy Hayes (2938)		16.6	27.76/91-1	3.75/12-3 3/4	42.22/138-6	4:39.3	5847
Kansas Wesleyan	694	422		741	524	528	
17 Ronnie Jackson (2738)		15.7	23.80/78-1	no heighth	39.70/130-3	4:32.9	4895
Jackson State (Miss)	777	324		000	486	570	
18 Don Phillips (3491)		20.6	32.18/105-7	no heighth	withdrew	no time	4429
Oklahoma Baptist	415	523		000	000	000	

Tolson earns Fifth Place--tie breaker rule used.

note:--Old High Jump Record was 6-7

FINAL RESULT

NAIA RESULTS

FINAL RESULT

Friday, May 23, 1980

HIGH JUMP

HIGH JUMP

1. Bruce Beckel	Wisc-River Falls	7-2
2. Vic White	Eastern Washington	7-0
3. Daniel Gifford	Hillsdale (Mich)	6-10
4. Carl Turner	Southern Colorado	6-10
5. Joe Bob Wise	Arkansas Tech	6-10
6. Mark Norman	Northwood Inst (Mich)	6-10

NEW RECORD

Breaks Record of 7-1½ set by Vic White, Eastern Washington; and Dave Bergstrom, Moorhead State (Minn), 1979

RESULTS

RESULTS

RESULTS

400 meter SEMI FINALS
Friday, May 23, 1980

HEAT I

307	Eugene Saunders	Mississippi Valley	46.81
602	Tyrone Cross	Texas Southern	47.31
605	Michael Joseph	Texas Southern	47.52
431	Tom Snider	Oklahoma Christian	48.06
276	Aubra Godboit	Jackson State (Miss)q	49.04
30	Raymond Speaks	Adams State (Colo)	49.5 (mt)

HEAT II

144	Tim Hart	Central Washington	47.89
284	Melvin Morgan	Jackson State (Miss)	48.25
235	Sam Ocel	Hamline (Minn)	48.46
462	Sam Council	Pembroke State (NC)	48.78
364	Randolph Dixon	Mississippi Valley	49.25
612	Derek Peebles	Texas Southern	50.40

HEAT III

413	Kevin Jones	Northwood Inst (Mich)	47.47
768	Clifton Terrell	Prairie View A&M Tx	47.97
763	Joe Johnson	Prairie View A&M Tx	48.10
37	Mike Dickson	Anderson (Ind)	48.79
620	Kenneth Williams	Texas Southern	49.08
564	Clif Chatham	Southwest Texas	49.33

First THREE in each heat advance to FINALS, 7:45 p.m., Saturday

ALL TIMES FAT except where noted (mt)

RESULTS

RESULTS

RESULTS

800 meter RUN
Friday, May 23, 1980

SEMI-FINALS

HEAT I

368	Herman Sanders	Mississippi Valley	1:50.9
40	Bill Ashley	Angelo State (Tx)	1:51.6
598	Robert Bullard	Texas Southern	1:52.0

HEAT II

769	Evans White	Prairie View A&M Tx	1:54.1
613	Clifton Perry	Texas Southern	1:54.2
45	Jerome Krone	Angelo State (Tx)	1:54.3
305	Tyler Martin	Kearney State (Nebr)	1:54.9
570	Michael Tapscott	Southwest Texas	1:56.9
433	Tony Yates	Oklahoma Christian	1:57.2

HEAT III

291	Michael Watson	Jackson State (Miss)	1:52.4
616	Brian Starks	Texas Southern	1:52.5
603	James Green	Texas Southern	1:53.8
627	Ron Caten	Wayland Baptist	1:54.8
372	Jim Fay	Moorhead State (Minn)	1:56.8
441	Henry Harrel	Ouachita Baptist (Ark)	1:57.7

First THREE in each heat advance to the FINALS, 7:55 p.m., Saturday
All times manually timed

RESULTS

DISCUS

1. Martin Guerrero
2. Bob Urey,
3. Brad Boland
4. Roger Axelsson
5. J. R. Hanley
6. Douglas Dietz

RESULTS NAIA

DISCUS

- Abilene Christian
- Malone
- Eastern Washington
- Point Loma (Calif)
- East Texas
- St. Thomas (minn)

RESULTS

Friday, May 24, 1980

- 59.62 195-7
- 59.30 194-7
- 58.94 193-4½
- 55.80 183-1
- 54.82 179-10
- 54.12 177-7

110 meter HIGH HURDLES (FAT)

1. Steve Parker
2. Lionel Campbell
3. Mike Donley
4. Stan O'Neal
5. Ed Blackburn
6. Paul Bowe

110 meter HIGH HURDLES (FAT)

- Abilene Christian (Tx) 13.84 Wind Aided
- Northwood Inst (Mich) 13.89 Wind Aided
- Southern Colorado 13.98 Wind Aided
- Abilene Christian (Tx) 14.18 wind Aided
- Wayne State (Nebr) 14.19 Wind Aided
- Jackson State (Miss) 14.20 Wind Aided

RESULTS

RESULTS

RESULTS

400 meter INTERMEDIATE HURDLES
Friday, May 23, 1980

SEMI FINALS

HEAT I

596	James Baldwin
6	Danny Dixon
650	John Kotsogeanis
15	Stanley O'Neal
761	Thaddeus Gamble
285	Colin O'Brien

Texas Southern	51.0
Abilene Christian (Tx)	52.9
Western Washington	53.0
Abilene Christian (Tx)	53.1
Prairie View A&M Tx	53.4
Jackson State (Miss)	54.2

HEAT II

179	Mike King
470	James Powell
615	Johnny Shaw
44	Robert Klein
548	Mike Donley
279	Alvin Jackson

Eastern New Mexico	50.6
Pembroke State (NC)	52.1
Texas Southern	52.5
Angelo State (Tx)	52.6
Southern Colorado	53.0
Jackson State (Miss)	53.2

HEAT III

278	Napolean Hooks
211	Byron Patterson
581	Dewain Dieterman
405	Tim Gilbert
686	Al Sapa
223	Rich Frisk

Jackson State (Miss)	52.5
Ferris State (Mich)	52.6
Stephen F Austin Tx	52.7
Northwest Nazarene (Idaho)	52.9
Wisc-Stevens Point	53.3
George Fox (Ore)	54.8

First THREE in each heat advance to the FINALS, 7:30 p.m., Saturday

All times manual timed

100-Meter Dash Finals

1980 NAIA

Friday, May 23

FAT timing, wind-aided

1	Ellison Portis	Angelo State, Tex.	10.15
2	Charles Pickins	Mississippi Valley	10.24
3	Alvin Matthias	Adams State, Colo.	10.27
4	Mike Nettles	Texas Southern	10.31
5	Larry White	Mississippi Valley	10.31
6	Elton Francis	Southwest Texas	10.32

semifinals

heat 1

Ellison Portis	Angelo State, Tex.	10.09
Elton Francis	Southwest Texas	10.27 tie
Vincent Courville	Texas Southern	10.27 tie
Morris Jackson	Jackson State, Miss.	10.44
Gregg Kloss	Moorhead State, Minn.	10.45
Gilbert Rolle	St. Augustine, NC	10.48

heat 2

Lx Larry White	Mississippi Valley	10.22
Carl Williams	Texas Southern	10.26
Fredrick Johnson	Mississippi Valley	10.36
xxxx Michael Lawson	St. Augustine, NC	10.40
Dewaine Haugen	SD School of Mines	10.44
Donnell Baldwin	Texas Southern	10.44

heat 3

Alvin Matthias	Adams State, Colo.	10.13
Charles Pickins	Mississippi Valley	10.18
Mike Nettles	Texas Southern	10.28
Rickey Moxey	Texas Southern	10.47
Dennis Woodbury	Southern Arkansas	10.59
Kerry Houston	Prairie View, Tex.	10.67

1980 NAIA 5,000-Meter Semifinals Friday, May 23
top 4 in ~~xxxxxxx~~ each heat and fastest 5th go to
finals Sat at 3:30 p.m. (tie so there will be 10 in finals)

heat 1

manual timing

668	Tim Schmid	William Jewell, Mo.	14:59.5
263	Gordon Sanders	Hillsdale, Mich.	15:00.0
327	Jeff Gantz	Malone, Ohio	15:00.4
323	Paul Mausling	Macalester, M Minn.	15:00.5
465	David Lewis	Pembroke State, N C	15:02.8 15:02.8
420	Tim Godfrey	Oklahoma Baptist	15:04.9

heat 2

531	Peter King	St. Thomas, Minn.	15:00.7
495	Chris Sadler	Rxxx Point Loma, Calif.	15:01.2
661	David Fleming	Willamette, Ore.	mzszszsz 15:01.7
64	Sammy Maritim	Azusa Pacific, Calif.	15:01.3 15:01.3
312	Thomas Boch	Loras, Iowa	15:02.8
142	John Freeburg	Central Washington	15:18.2

1980 NAIA mile relay trials Friday, May 23

top 3 in each heat go to finals Sat 9:05 p.m.

heat 1 manual timing

Texas Southern	3:11.9
Angelo State, Tex.	3:14.5
Southwest Texas	3:14.9
San Antonio	3:15.0
S. F. Austin, Tex.	3:17.6
Central Oklahoma	3:19.0

heat 2

Prairie View, Tex.	3:11.8
Pembroke State, NC	3:13.3
Ouachita Baptist, Ark.	3:15.8
Sam Houston, Tex.	3:17.8 disqualified
Bethany, Kan.	3:20.5
Biola, Calif.	3:30.2

heat 3

Mississippi Valley	3:12.5
Jackson State, Miss.	3:12.9
Abilene Christian	3:14.2
* St. Augustine's, NC	3:15.5
Northwestern, Iowa	3:22.2
Kearney, Neb.	no time

FINAL RESULTS 1980 NAIA 10,000-Meter Walk

Jeff Ellis	Wisconsin-Stevens Point	47:35.1
Mel McGinnis	Spring Arbor, Mich.	48:00.2
Mike Rummelhart	Wisconsin-Parkside	48:18.8
Steve Hoyer	Concordia, Neb.	49:14.5
Tom McMillan	Wisconsin-LaCrosse	49:17.3
Steve Ball	Wisconsin-Parkside	49:24.6

team scoring through 9 events

(only individual with more than 10 pts is
Brad Boland, X Eastern Washington, 14 pts,
2 in javelin, 3 in discus)

Azusa Pacific, Calif.	33	
Abilene Christian	32	
Eastern Washington	22	
Adams State, Colo.	16	
Hillsdale, Mich.	14	
Malone, Ohio	14	
Northwood Inst, Mich.	13	
Cumberland, Ky.	10	
William Jewell, Mo.	10	
Ark Tech	10	
Southern Colorado	10	Jackson State, Miss. 1
Wisconsin-River Falls	10	Linfield, Ore. 1
Angelo State, Tex.	10	Okla Christian 1
Mississippi Valley	10	Pacific Lutheran, Wash 1
Simon Fraser, Canada	10	Saginaw Valley, Mich 1
Wisconsin-Stevens Point	10	St. Thomas, X Minn. 1
Spring Arbor, Mich.	8	Southwest Texas St 1
Wisconsin-Parkside	7	
Fort Hays St, Kan.	6	
Howard Payne, Tex.	6	
Point Loma, Calif.	6	
Western Washington	6	
Wisconsin-LaCrosse	6	
Southern Utah	4	
Texas Southern	4	
Concordia, Neb.	4	
Wayne State, Neb.	2	
Macalester, Minn.	2	
Lewis and Clark, Ore.	2	
East Texas State	2	
Ferris St, Mich.	2	
St. Augustine's, NC	2	

GEORGE FOX COLLEGE
1980
Bruin Track & Field Standards

<u>Event</u>	<u>George Fox</u>	<u>District</u>	<u>National</u>	
			Auto	Hand
100	11.5	11.2	10.6	10.4
200	23.5	22.9	21.7	21.5
400	52.2	50.6	47.5	47.3
800	2:00	1:57.5	1:51.3	
1500	4:10	4:04.1	3:48.9	
Steeple	10:00	9:41.8	9:11.2	
5,000	16:35	15:25.4	14:38.1	
10,000	34:10	33:39.2	30:57.7	
HH	16.5	15.5	14.5	
IH	59.5	55.8	52.7	52.5
HJ	5-10	6-2	6-8	(open at 6-8)
LJ	20-0	21-7	23-11	
TJ	41	44-1	48-5	
PV	11-0	12-11	15-4	(open at 15-0)
Shot	40	46-6	53-11	
Discus	120	140-7	166-6	(170)
Javelin	150	191-0	212-7	
Hammer	100	133-6	160-10	(168)
10K Walk	---	1:02:40	51:04	
Decathlon	---	5665	*6759	
Marathon	---	---	-- must have competed	
440 4	---	---	41.6	
Mile r	---	---	3:13.2	
Standard to be met	Prior to first meet	Once	Twice & District Champ.	

*Subject to review.

29th Annual
NAIA NATIONAL OUTDOOR TRACK AND FIELD CHAMPIONSHIPS
Second Day
FRIDAY, 23 May 1980

ABILENE CHRISTIAN UNIVERSITY
ABILENE, TEXAS

HIGH JUMP

FINALS

Continuous Flight--5 alive starting Height--6'8"
 Cross Bar will be raised 2" to each new height until 7'0"
 (6-8 - 6'10" - 7'-0"; then 1" raise to 7'1", 7'2"; etc.,
 until one contestant is left

545	George Milton	Southern Arkansas
258	Daviel Gifford	Hillsdale (Mich)
540	Dave Dietloff	SD/Springfield
119	Gary Yeager	Cedarville (Ohio)
78	Jason Velgersdyk	Bethel (Minn)
110	Larry Flynn	Cal-San Diego
666	Scott Wallace	Willamette (Ore)
71	Jack Allen	Berea (Ky)
292	Randy Hayes	Kansas Wesleyan
47	Neville Leverett	Angelo State
236	Tim Stark	Hamline (minn)
789	Joe Bob Wise	Arkansas Tech
760	William Dixon	Prairie View A & M Tx
52	Danny Slaughtem	Angelo State Tx
38	Tim Fox	Anderson (INd)
199	Vic White	Eastern Washington
105	Craig Jackson	Cal Lutheran
484	Chris Murdock	Pittsburg State (Kans)
20	David Walling	Abilene Christian
618	James Watson	Texas Southern
416	Mark Norman	Northwood Inst (Mich)
799	Chris Iselin	Wisc-Stout
591	Steve Wester	Tarleton State Tx
607	Darrell King	Texas Southern
680	Bruce Beckel	Wisc-River Falls
643	Jerry Hullingshead	Western State Colo
552	Carl Turner	Southern Colorado
241	Allan Kwasiborski	Harding (Ark)
265	Billy Stone	Howard Payne (Tx)
513	Mike Snyder	Saginaw Valley State (Mich)
426	Woody Bowles	Oklahoma Christian
461	Joel Cofer	Pembroke State (NC)
99	Tom Olson	Black Hills State (SD)
153	Mark Saxon	Cumberland (Ky)
719	Jeff Chadwick	Grand Valley State (Mich)
100	Brad Shardin	Black Hills State (SD)
286	Larry Perkins	Jackson State (Miss)
566	James Daugherty	So West Texas
638	Joe Ortmeier	Wayne State (Nebr)
770	Tom Dorsey	Rio Grande (Ohio)
171	John Cole	East Central Okla
200	Wayne Defebaugh	Emporia State, Kans

DISCUS

FINALS

5:30 p.m., Friday, May 23, 1980

Qualify NINE for Finals Three throws in finals, all throws in
prelims carry over to finals

FLIGHT I

no.	Name	46.73	51.32	49.?	School
499	Uno Vesterlund	46.73	51.32	49.?	Point Loma (Cal)
288	Sherman Scales	45.42	43.40	—	Jackson State (Miss)
322	Rickie Williams	48.59	46.68	40?	McMurry (Tx)
523	Donald Heaven	—	?	46.90	St. Augustine's (NC)

FLIGHT II

no	Name	49.22	54.12	54.68	School
53.80 492 4	Roger Axelsson	49.22	54.12	54.68	Point Loma (Cal)
653	Martin Rudy	48.04	49.12	45.61	Western Washington
800	Mark Overgard	42.30	47.04	—	Wisc-Stout
336 2	Bob Urey	59.30	54.72	55.72	Malone (Ohio)

FLIGHT III

no	name	37.42	49.0	44.38	school
176	Mike Baysinger	—	—	—	Eastern New Mexico
687	Bill Hudspeth	37.42	—	—	Wisc-Superior
632	Leslie Soto	50.36	49.0	44.38	Wayland Baptist (Tex)
57 5	Milton Williams	52.56	51.32	53.84	U Ark-Monticello

FLIGHT IV

no	name	168-6	161-0	152-11	school
186 6	Charles Cacek	49.84	53.16	53.62	Eastern Washington
225 9	Charlie Keeran	51.36	49.08	46.60	George Fox (Ore)
530 8	Douglas Deitz	51.34	—	53.22	St Thomas (Minn)
491	Robert Axelsson	—	49.18	49.62	Point Loma (Cal)

54.12 157-4 160-11 160-8 47.96 49.04 48.98

FLIGHT V

no	name	55.18	49.42	59.62	school
7 1	Martin Guerrero	55.18	49.42	59.62	Abilene Christian (Tx)
569	Mark Lingo	45.70	—	—	Southwest Texas
414	Ron Lunetta	45.70	46.76	—	Northwood Inst (Mich)
65	Ron Ponciano	49.28	—	45.36	Azusa Pacific (Cal)

FLIGHT VI

no	name	45.44	50.62	53.24	school
234	Mike Manders	—	—	45.44	Hamline (Minn)
54.82 173 2	J. R. Hanley	—	50.62	53.24	East Texas State
185 3	Brad Boland	58.94	—	—	Eastern Washington
476	Jack Brown	42.94	44.74	45.78	Pittsburg State (Kans)

FLIGHT VII

no	name	50.38	45.32	49.46	school
449	Genevle Wright	50.38	45.32	49.46	Ouachita Baptist
608	Mark Lundy	49.10	47.72	43.38	Texas Southern
360	Ron Marsh	—	—	—	Minot State (ND)
195	Steve Quigley	—	—	—	Eastern Washington

1 11

400-meter Intermediate Hurdles Semifinals (Friday, 8:30 p.m.)
 Top 3 in each hit qualify for finals, Saturday, 7:30 p.m.

HEAT I

Lane	No.	Name		School
1.	235	Colin O'Brien	52.58	Jackson (Miss.)
2.	6	Danny Dixon	52.94	Abilene Christian (Tex.)
3.	471	Tony Reid	52.74	Pembroke (N.C.)
4.	596	James Baldwin	51.49	Texas Sout hern
5.	15	Stanley O'Neal	52.58	Abilene Christian (Tex.)
6.	761	Thaddeus Gamble	53.3	Prairie View (Tex.)
7.	650	John Kotsogeanis	53.1	Western Washington
8.	542	Rich Wing	53.9	South Dakota (Springfield)

HEAT II

1.	460	Darick Bradley	53.7	Pembroke (N.C.)
2.	279	Alvin Jackson	53.0	Jackson (Miss.)
3.	179	Mike King	53.14	Eastern New Mexico
4.	470	James Powell	51.72	Pembroke (N.C.)
5.	44	Robert Klein	52.39	Angelo (Tex.)
6.	615	Johnny Shaw	53.24	Texas Southern
7.	543	Mike Donley	53.05	Southern Colorado
8.	126	Willie Morris	53.6 m	Central Arkansas

HEAT III

1.	223	Rick Frisk	53.60	George Fox (Ore.)
2.	664	Doug Ousterhout	53.44	Villameñte (Ore.)
3.	405	Tim Gilbert	52.55	NW Nazarene (Idaho)
4.	581	Dewain Dieterman	52.59	S.F. Austin (Tex.)
5.	273	Napolean Hooks	52.69	Jackson (Miss.)
6.	211	Byron Patterson	52.78	Ferris (Mich.)
7.	686	Al Sapa	53.5 m	Wisconsin-Stevens Point
8.	600	Lance Courville	53.6 m	Texas Southern

29th Annual

NAIA NATIONAL OUTDOOR TRACK AND FIELD CHAMPIONSHIPS

Third and Final Day

ABILENE CHRISTIAN UNIVERSITY

Abilene, Texas

Saturday 24 May 1980

POLE VAULT

3:00 p.m., Saturday, May 24, 1980

Continuous Flight --FIVE Alive. Starting Height- 15-4. Cross Bar Will Be Raised 4" to each new Height until One contestant is Left

No	Name	School
167	Glen Loontjer	Doane (Nebr)
52	Danny Slaughter	Angelo State (Tex)
427	david George	Oklahoma Christian
560	Bruce Bryan	Southern Utah
233	Steve Jungbauer	Hamline (Minn)
371	Ryan Church	Moorhead State (Minn)
49	Tom Prine	Angelo State (Tx)
417	Fred Whitman	Northwood Inst (Mich)
11	Ron Hunt	Abilene Christian
778	Tim Paeschke	Westminster (Mo)
136	Rick Osborn	Central State Okla
377	Dave Robley	Moorhead State (Minn)
430	Kurt Siebold	Oklahoma Christian
329	Ken McIlwain	Malone (Ohio)
14	Billy Olson	Abilene Christian
579	Don Arnold	Stephen F Austin (tx)
376	Rick Nelson	Moorhead State (Minn)
490	Jeff Williams	Pittsburg State (Kans)
239	Perry Fraley	Harding (Ark)
379	Gary Wageman	Moorhead State (Minn)
481	Bert Kellum	Pittsburg State (Kans)
446	Larry McFarlin	Ouachita Baptist (ark)
18	Brad Parsley	Abilene Christian (Tx)
695	Tom Plummer	Wisc-Whitewater
219	Kim Stewart	Fort Hays State (Kans)
588	Tab Felts	Tarleton State (Tx)
118	Mark Peters	Cedarville (Ohio)

1500 meters

FINALS

6:55 p.m., Saturday, May 24, 1980

Lane No	Name	School	
1	755	Lynall Dodson	School of Ozarks (Mo)
2	603	James Green	Texas Southern
3	23	John Esquibel	Adams State (Colo)
4	291	Michael Watson	Jackson State (Miss)
5	230	Steve Stuart	George Fox (Ore)
6	214	Lonnie Gee	Fort Hays State (Kans)
7	311	Brad Erickstad	LeTourneau (Tx)
8	748	Jim Spiegelberg	Wisc-Eau Claire
9	368	Herman Saunders	Mississippi Valley

Stu

1	63	63
2	2:05	65
3	3:09	71
4	4:10	51

4:10
3:19

51

1980 NAIA meet mile relay finals Saturday 9:05 p.m.

- 1 Mississippi Valley
- 2 Prairie View, Tex.
- 3 Pembroke State, Tex.
- 4 Texas Southern
- 5 Angelo State, Tex.
- 6 Jackson State, ~~XX~~ Miss.
- 7 Southwest Texas State
- 8 Abilene Christian
- 9 Ouachita Baptist, Ark.

TSU

47.4

46.5

46.8

46.5

Abilene

47.9

National Association of Intercollegiate Athletics



OFFICIAL STATISTICS

NAIA TRACK
REPORT NO. 4
FINAL

1221 Baltimore, Kansas City, Missouri 64105

(816) 842-5050

May 14, 1980

NAIA TRACK & FIELD QUALIFIERS

()=NAIA Qualifying Mark/w=Wind Aided/m=meters/y=yards

Marks for all Dashes are Automatic Times

100 YARD DASH (:09.8)	220 YARD DASH (:21.9)
<u>100 METER DASH (:10.6) NAIA Record-:10.53m</u>	<u>200 METER DASH (:21.7) NAIA Record - :20.15m</u>
Karry Houston, Prairie View A&M TX :10.22m	Larry White, Mississippi Valley St. :20.47m
Charles Pickins, Mississippi Valley:10.31m	Carl Williams, Texas Southern :20.73m
Carl Hanns, Cumberland KY :10.31m	Rickey Moxey, Texas Southern :20.87m
Frederick Johnson III, MISS Valley :10.33m	Vincent Courville, Texas Southern :20.92m
Greg Kloss, Moorhead State MN :10.33m	Clifton Terrell, Prairie View A&M TX :21.04m
Larry White, Mississippi Valley St.:10.36m	Barry Sample, Angelo State TX :21.08m
Derrick King, Prairie View A&M TX :10.38m	Alvin Matthias, Adams State CO :21.10m
Donald Collins, Prairie View A&M TX:10.40m	Kelshall Rivas, Eastern Washington :21.10m
Michael Lawson, St. Augustine's NC :10.40m	Don Wiley, Southern Baton Rouge LA :21.12m
Tony January, Sam Houston St. TX :10.46m	Charles Pickins, Mississippi Valley :21.12m
Vincent Courville, Texas Southern :10.47m	Ellison Portis, Angelo State TX :21.18m
Carl Williams, Texas Southern :10.50m	Ken Williams, Texas Southern :21.22m
Morris Jackson, Jackson St. MS :10.51m	Ellison Portis, Angelo State TX :21.31m
Alvin Matthias, Adams State CO :10.52m	Ken McMillian, Pembroke State NC :21.32m
Kelshall Rivas, Eastern Washington :10.52m	Karry Houston, Prairie View A&M TX :21.33m
Ray Smith, Wayland Baptist TX :10.52m	Frederick Johnson, MISS Valley St. :21.33m
David Freundsuh, Linfield OR :10.52m	Carl Hanns, Cumberland KY :21.42m
Michael Nettles, Texas Southern :10.53m	Morris Jackson, Jackson State MS :21.42m
Steve Parker, Abilene Christian TX :10.55m	Quintin Fulgham, Hampton Inst. VA :21.42m
Anthony Daniels, Ouachita BaptistAR:10.56m	Willie Williams, Hampton Inst. VA :21.42m
Larry Sutton, Howard Payne TX :10.56m	Terry Williams, Howard Payne TEX :21.44m
Dwayne Johnson, Tarleton St. TX :10.57m	Steve Ashworth, Concordia NE :21.49m
Mark Riggs, S.F. Austin TX :10.58m	Anthony Daniels, Ouachita Baptist TX :21.52m
Reggie Hogan, Carson-Newman TN :10.59m	Michael Lawson, St. Augustine's NC :21.53m
William Baker, St. Augustine's NC :10.60m	Steve Parker, Abilene Christian TX :21.54m
Rickey Moxey, Texas Southern :10.60m	Kenny Gray, Oklahoma Baptist :21.62m
Elton Francis, SW Texas State :10.27mw	Bob Spears, Western New Mexico :21.62m
Ellison Portis, Angelo State TX :10.32mw	Alfonzo Brown, St. Augustine's NC :21.63m
	William Baker, St. Augustine's NC :21.69m
440 YARD DASH (:47.8)	Ray Smith, Wayland Baptist TX :21.72m
<u>400 METER DASH (:47.5) NAIA Record-:45.74m</u>	Elton Francis, SW Texas State :20.68mw
Joe Johnson, Prairie View A&M TX :46.22m	Ellison Portis, Angelo State TX :20.92mw
Paul Morgan, Texas Southern :46.40m	Stacy Gerk, Western New Mexico :21.40mw
Eugene Saunders, Mississippi Valley:46.49m	
Michael Joseph, Texas Southern :46.83m	880 YARDS (1:51.9)
Clifton Terrell, Prairie View TX :46.96m	<u>800 METERS (1:51.3) NAIA Record - 1:47.02m</u>
Kenneth Brown, Jackson State MS :47.00m	Cliff Perry, Texas Southern 1:46.91m
Aubra Godbolt, Jackson State MS :47.00m	Evans White, Prairie View A&M TX 1:48.25m
Melvin Morgan, Jackson State MS :47.10m	Michael Watson, Jackson State MS 1:48.28m
Alvin Jackson, Jackson State MS :47.12m	Herman Saunders, Mississippi Valley 1:48.38m
Darek Peebles, Texas Southern :47.27m	Robert Bullard, Texas Southern 1:48.66m
Tyrone Cross, Texas Southern :47.31m	Blain Starks, Texas Southern 1:48.69m

-MORE-

MARATHON (Cont'd)

Bob Fitch, UW-Stout	2:33.09
Jerrold Wynia, Dordt IA	2:34.38
Greg Kuiper, Dordt IA	2:34.38
Mike Rosato, Carson-Newman TN	2:35.00
Kelly Carter, Abilene Christian TX	2:35.01
Brent Friesen, Bethel MN	2:36.04
Javier Tamez, Tarleton State TX	2:37.20
Rick Yager, Kansas Wesleyan	2:37.48
John Donohue, Lewis ILL	2:37.58
Rick McQueen, Walsh OH	2:38.08
Paul Buhl, Kansas Wesleyan	2:38.22

3,000 METER STEEPLECHASE (9:11.20)NAIA Record - 8:47.49

Mike Herndon, Oklahoma Christian	8:52.00
Kregg Einspahr, Concordia NE	8:52.12
Pat Porter, Adams State CO	8:58.90
Mark Malander, St. Thomas	9:01.39
Anthony Appoy, Jackson State MS	9:07.20
Rick Lagreide, Willamette OR	9:10.26
Steve Parker, U. of Pitt-Johnstown	9:10.90
Terry Drake, Azusa Pacific CA	9:15.00
John Stadwick, Saginaw Valley MI	9:15.03
Tim Isbell, Oklahoma Christian	9:15.90

120 YARD HURDLES (:14.5)110 METER HURDLES (:14.5) NAIA Rec 13:92m

Steve Parker, Abilene Christian TX	13:90m
John Roberts, Azusa Pacific CA	13:95m
Mike King, Eastern New Mexico	13:95m
Robert Thomas, Prairie View TX	14:00m
Paul Bowe, Jackson State MS	14:00m
Lional Campbell, Northwood Inst. MI	14:02m
David Thorne, Prairie View A&M TX	14:03m
Stan O'Neal, Abilene Christian TX	14:09m
Brian Buckler, Angelo State TX	14:10m
Robert Kennedy, Texas Southern	14:12m
Robert Shaw, Texas Southern	14:17m
Alfred Gilbert, Prairie View TX	14:20m
Mathew Laddy, Texas Southern	14:21m
Fred Childs, Edward Waters FL	14:22m
James Baldwin, Texas Southern	14:22m
Larry Wiley, Northwood Inst. MI	14:22m
Danny Clark, Prairie View A&M TX	14:24m
Mike Donley, Southern Colorado	14:25m
Carl Powell, Pembroke State NC	14:28m
Gary Wise, Azusa Pacific CA	14:30m
Ed Blackburn, Wayne State NE	14:32m
Alvin Booker, MISS Valley State	14:32m
Randy Pool, Wayland Baptist TX	14:40m
Joe Welch, Saginaw Valley St. MI	14:42m
Derrick King, Prairie View A&M TX	14:43m
Mike Donley, Southern Colorado	14:47m
James Blake, Francis Marion SC	14:47m
Gaspar Hurts, Texas Southern	14:50m
Greg Rooney, Eastern Washington	14:50m

DECATHLON (Cont'd)

Dan Neubauer, St. Cloud MN	6289
Greg Stipe, Bethel MN	6233
John Davenport, Willamette OR	6125
Ken Sacht, Southern Oregon State	5996
Blake Harris, Western New Mexico	5991
Randy Hayes, Kansas Wesleyan	5944
Ray Salcido, California Lutheran	5890
Steve Rich, Walsh OH	5797
Mike Barnett, Azusa Pacific CA	5743

LONG JUMP (23-11/7.29m)NAIA Record - 26-6½

Larry Sutton, Howard Payne TX	25-8
Julius Meekins, Pembroke State NC	25-3
Carl Hanns, Cumberland KY	24-11
Britt Coueville, Texas Southern	24-10
Ricky Smith, Alabama State	24-7
Edward Stewart, Mankato State MN	24-5
Desmond Ricketts, Texas Southern	24-5
David Gilliam, St. Augustine's NC	24-3
Prelo Harris, Arkansas Tech	24-2
Gary Wise, Azusa Pacific CA	24-2
Bill Patza, UW-LaCrosse	24-2
Al Marshall, Jackson State MS	24-1
Jerry Hollingshead, Western St. CO	24-1
Ronnie Smith, Northwestern OK	24-1
Charles Webster, ARK-Monticello	24-1
Charles Webster, ARK-Monticello	24-1
Pete Polson, Northeastern St. OK	23-11
Brad Purselley, Abilene Christian TX	23-11

TRIPLE JUMP (48-5/14.75m)NAIA Record - 53-0

Ron Gill, Southern Colorado	51-1
Mike Little, Southern Colorado	50-11
Ken Little, School of the Ozarks MO	50-9
Britt Coueville, Texas Southern	50-8
Vic White, Eastern Washington	50-6
Larry Perkins, Jackson State MS	50-1
Bill Patza, UW-LaCrosse	50-0
Charles Swindell, Pembroke State NC	49-10
Sherman Wafer, Northwest Nazarene ID	49-7
Al Marshall, Jackson State MS	49-4
Don Bunker, Malone OH	49-3
Jerry Hollingshead, Western St. CO	48-11
Reggie Gill, Southern Colorado	48-11
Jeff Edwards, Hastings NE	48-11
Jeff Fredrick, Eastern Washington	48-6
William Lowery, Norfolk St. VA	48-5

HIGH JUMP (6-8/2.03m)NAIA Record - 7-1½

Vic White, Eastern Washington	7-1
Billy Stone, Howard Payne TX	7-0
Carl Turner, Southern Colorado	7-0

SHOT PUT (Cont'd)

Bill Lamb, East Texas State	54-9
Brad Boland, Eastern Washington	54-7
Mark Overgard, UW-Stout	54-6
Jim West, Abilene Christian TX	54-4
Martin Guerrero, Abilene Christian	54-4
Monty Reher, Chadron State NE	54-0
Steve Quigley, Eastern Washington	54-0
Leslie Soto, Wayland Baptist TX	54-0
Mark Overgard, UW-Stout	53-11

HAMMER (160-10/49.02m)

NAIA Record - 200-11

Doug Barnett, Azusa Pacific CA	184-4
Hassan Shabazz, Jackson State MS	183-4
Ron Lunetta, Northwood Inst. MI	179-10
Martin Rudy, Western Washington	176-0
Doug Gillard, Ferris State MI	175-9
Ron Ponciano, Azusa Pacific CA	166-8
Lars Lundstrom, Point Loma CA	164-2
Roger Axelsson, Point Loma CA	163-8
Ben Laser, Saginaw Valley St. MI	161-8
Brad Boland, Eastern Washington	161-2

DISCUS (Cont'd)

Brad Boland, Eastern Washington	175-7
Martin Guerrero, Abilene Christian	171-2
Chuck Cacek, Eastern Washington	171-0
Mark Lundy, Texas Southern	170-10
Leslie Soto, Wayland Baptist TX	169-8
Robert Axelsson, Point Loma CA	169-7
Uno Vesterland, Point Loma CA	168-6
Steve Quigley, Eastern Washington	167-9
Jerry Hanley, East Texas State	167-0
Mike Baysinger, Eastern New Mexico	166-11

JAVELIN (212-7/64.80m)

NAIA Record - 251-8

Mike Barnett, Azusa Pacific CA	245-5
Dwaine Lyons, Southern Baton Rouge	237-0
Gary Sechrist, Fort Hays State KS	236-2
Robert Shirts, Southern Utah St.	234-3
Todd Lovell, Lewis & Clark OR	223-7
John Leininger, Jamestown ND	220-10
Rob Casteel, Linfield OR	218-7
Chuck Lliteras, Chadron State NE	218-1
Kurt Gruenbacher, Benedictine KS	217-10
Mark Hartung, Bethany KS	213-6
Mitch Admire, Angelo State TX	213-3

COACHES NOTES -

Abilene Christian will provide bus service on Thursday and Saturday, from the dorm to the Abilene Mall (10:00 a.m. - 1:00 p.m.) for those wishing this service.

A special movie showing will be held at a movie house (walking distance) of the "Baltimore Bullet" on Friday for \$1.50 each for those interested.

Remember the "FINISH LINE" social for athletes and coaches will again be held Thursday and Friday evening (10:00 p.m. - 11:30 p.m.) in the main room of the campus center of ACU.

Coaches must confirm all entries by 6:00 p.m. Wednesday or they will be scratched. The confirmation room is located in Moody Coliseum on campus. Confirmation begins at 2:00 p.m.

As of Monday, May 12th, 138 institutions had entered athletes which numbered 771.

29TH ANNUAL NAIA OUTDOOR TRACK AND FIELD CHAMPIONSHIP

Abilene Christian University, Abilene, Texas

May 22-24, 1980

TEAM SCORING (131 Schools/578 Athletes)

<u>School</u>	<u>Pts.</u>	<u>School</u>	<u>Pts.</u>
1 Mississippi Valley State	66	28 Oklahoma Christian	7
2 Abilene Christian TEX	61	St. Thomas MINN	7
3 Texas Southern	60	Wisconsin-Parkside	7
4 Azusa Pacific CAL	43	31 Clarion State PA	6
5 Angelo State TEX	41	Ferris State MICH	6
6 Eastern Washington	33	Hamline MINN	6
7 Malone OHIO	31	Howard Payne TEX	6
8 Northwood Institute MICH	23	LeTourneau TEX	6
9 Adams State COLO	20	Point Loma CAL	6
10 Southern Colorado	19	S. F. Austin TEX	6
11 Jackson State MISS	18	Wisconsin-LaCrosse	6
Prairie View A&M TEX	18	39 Eastern New Mexico	4
Simon Fraser CAN	18	College of Ozarks ARK	4
Hillsdale MICH	18	Southern Utah	4
15 William Jewell MO	16	42 Macalester MINN	3
16 Arkansas Tech	14	43 Black Hills SD	2
Concordia NEB	14	Dordt IOWA	2
18 Fort Hays State KAN	12	East Texas State	2
19 Cumberland KY	10	Lewis & Clark ORE	2
Pembroke State NC	10	School of Ozarks MO	2
St. Augustine's NC	10	Southwest Texas	2
Wisconsin-Eau Claire	10	Wayne State NEB	2
Wisconsin-River Falls	10	Wisconsin-Whitewater	2
Wisconsin-Stevens Point	10	51 Central Washington	1
25 Spring Arbor MICH	8	Linfield ORE	1
Western Washington	8	Pacific Lutheran WASH	1
Willamette ORE	8	Saginaw Valley State MICH	1

TEAMS PARTICIPATING, BUT NOT SCORING: Alabama State; Anderson IND; Arkansas-Monticello; Aquinas MICH; Belmont TENN; Benedictine KAN; Bethany KAN; Bethel MINN; Berea KY; Biola CAL; California Lutheran; California-San Diego; Carson-Newman TENN; Cedarville OHIO; Central Arkansas; Chadron State NEB; Central Oklahoma State; Colorado School of Mines; Dakota State; Defiance OHIO; Doane NEB; East Central Oklahoma; Eastern Oregon; Emporia State KAN; Findlay OHIO; George Fox ORE; Georgetown KY; Grand Valley State MICH; Greenville ILL; Harding ARK; Hastings NEB; Henderson State ARK; Kansas Wesleyan; Kearney State NEB; Lewis ILL; Loras IOWA; McMurry TEX; McPherson KAN; Manchester IND; Marion IND; Marymount KAN; Mid-America Nazarene KAN; Midland Lutheran NEB; Milligan TENN; Minot ND; Moorhead MINN; Northeastern Oklahoma; Northern State SD; Northwest Nazarene IDAHO; Northwestern IOWA; Oklahoma Baptist; Oregon Tech; Ouachita Baptist ARK; Pittsburg State KAN; Rio Grande OHIO; Sam Houston State TEX; South Dakota School of Mines; South Dakota-Springfield; Southern Arkansas; Southern Oregon; Southwestern KAN; Tarleton State TEX; Taylor IND; Texas A&I; Walsh OHIO; Washburn KAN; Wayland Baptist TEX; Westmont CAL; Western Colorado; Western New Mexico; Westmar IOWA; Westminster MO; Wisconsin-Platteville; Wisconsin-Stout; Wisconsin-Superior.

COACH OF THE YEAR: DR. MARVIN MARDOCK, Azusa Pacific College, Azusa, California.

THE HERBERT B. MARETT MOST VALUABLE PERFORMER AWARD: CHARLES PICKINS, Mississippi Valley State.

29TH ANNUAL NAIA OUTDOOR TRACK AND FIELD CHAMPIONSHIP

1980 EVENT-BY-EVENT RESULTS

All Time Full Automatic Unless Noted.

100 METERS: 1. ELLISON PORTIS, Angelo State TEX, :10.15w; 2. CHARLES PICKENS, Mississippi Valley, :10.24w; 3. ALVIN MATTHIAS, Adams State COLO, :10.27w; 4. MIKE NETTLES, Texas Southern, :10.31w; 5. LARRY WHITE, Mississippi Valley, :10.31w; 6. ELTON FRANCIS, Southwest Texas, :10.32w.

200 METERS: 1. CHARLES PICKENS, Mississippi Valley, :20.77w; 2. ELLISON PORTIS, Angelo State TEX, :20.89w; 3. CARL WILLIAMS, Texas Southern, :20.91w; 4. LARRY WHITE, Mississippi Valley, :21.05w; 5. BARRY SAMPLE, Angelo State TEX, :21.13w; 6. ELTON FRANCIS, Southwest Texas, :21.19w.

400 METERS: 1. KEVIN JONES, Northwood Institute MICH, :45.74 (Ties Record of Charles Oliver, Troy State ALA, 1976); 2. CLIFTON TERRELL, Prairie View A&M TEX, :46.24; 3. EUGENE SAUNDERS, Mississippi Valley, :46.25; 4. TYRONE CROSS, Texas Southern, :46.69; 5. MICHAEL JOSEPH, Texas Southern, :46.73; 6. TIM HART, Central Washington, :47.37.

800 METERS: 1. HERMAN SANDERS, Mississippi Valley, 1:48.53; 2. EVANS WHITE, Prairie View A&M TEX, 1:48.68; 3. CLIFTON PERRY, Texas Southern, 1:48.98; 4. ROBERT BULLARD, Texas Southern, 1:49.45; 5. BRIAN STARKS, Texas Southern, 1:49.3 (HT); 6. JEROME KRONE, Angelo State TEX, 1:49.5 (HT).

1500 METERS: 1. MICHAEL WATSON, Jackson State MISS, 3:46.86; 2. HERMAN SAUNDERS, Mississippi Valley, 3:49.03; 3. BRAD ERICKSTAF, LeTourneau TEX, 3:49.29; 4. JAMES GREEN, Texas Southern, 3:50.46; 5. LYNALL DODSON, School of Ozarks MO, 3:50.81; 6. JOHN ESQUIBEL, Adams State COLO, 3:50.98.

3,000 METER STEEPLECHASE: 1. KREGG EINSPAHR, Concordia NEB, 8:58.4 (HT); 2. GRAHAM MacDONALD, Simon Fraser, CAN, 9:08.4 (HT); 3. MIKE HERNDON, Oklahoma Christian, 9:10.2 (HT); 4. MARK MALANDER, St. Thomas MINN, 9:13.1 (HT); 5. CURT FIEDLER, Black Hills State SD, 9:15.6 (HT); 6. PAT PORTER, Adams State COLO, 9:20.1 (HT).

5,000 METERS: 1. SAMMY MARITIM, Azusa Pacific CAL, 14:34.19; 2. DAVID FLEMING, Willamette ORE, 14:34.52; 3. TIM SCHMID, William Jewell MO, 14:43.25; 4. GORDON SANDERS, Hillsdale MICH, 14:45.78; 5. PETER KING, St. Thomas MINN, 14:46.04; 6. PAUL MAUSLING, Macalester MINN, 14:46.75.

10,000 METERS: 1. TIM SCHMID, William Jewell MO, 30:05.86; 2. GORDON SANDERS, Hillsdale MICH, 30:09.57; 3. JOE YURKOVICH, Malone OH, 30:09.58; 4. SAMMY MARITIM, Azusa Pacific CAL, 30:09.74; 5. PAUL MAUSLING, Macalester MINN, 30:26.8; 6. PAUL PETERSON, Saginaw Valley State MICH, 30:46.3.

MARATHON: 1. BILL LANGHOUT, Wisconsin-Eau Claire, 2:30:33.30; 2. JOE YURKOVICH, Malone OH, 2:31:33.60; 3. KEN GRIBSCHAW, Clarion PA, 2:31:34.00; 4. KELLEY CARTER, Abilene Christian TEX, 2:31:46.60; 5. GREG KUIPER, Dordt IA, 2:32:40.37; 6. JEFF COULTER, Western Washington, 2:33:35.78.

10,000 METER WALK: 1. JEFF ELLIS, Wisconsin-Stevens Point, 47:35.1; 2. MEL McGINNIS, Spring Arbor MICH, 48:00.2; 3. MIKE RUMELHART, Wisconsin-Parkside, 48:18.8; 4. STEVE HOGER, Concordia NEB, 49:14.5; 5. TOM McMILLAN, Wisconsin-LaCrosse, 49:17.3; 6. STEVE BALL, Wisconsin-Parkside, 49:24.6.

110 METER HIGH HURDLES: 1. STEVE PARKER, Abilene Christian TEX, :13.84w; 2. LIONAL CAMPBELL, Northwood Institute MICH, :13.89w; 3. MIKE DONLEY, Southern Colorado, :13.98w; 4. STAN O'NEAL, Abilene Christian TEX, :14.18w; 5. ED BLACKBURN, Wayne State NEB, :14.19w; 6. PAUL BOWE, Jackson State MISS, :14.20w.

29TH ANNUAL NAIA OUTDOOR TRACK AND FIELD CHAMPIONSHIP

1980 EVENT-BY-EVENT RESULTS (Cont'd)

400 METER INTERMEDIATE HURDLES: 1. JAMES BALDWIN, Texas Southern, :50.48; 2. CARL POWELL, Pembroke State NC, :51.46; 3. DEWAINE DIETERMAN, Stephen F. Austin TEX, :52.17; 4. BYRON PATTERSON, Ferris State MICH, :52.34; 5. DANNY DIXON, Abilene Christian TEX, :52.85; 6. JOHN KOTSOGANUS, Western Washington, No Time.

440 YARD RELAY: 1. MISSISSIPPI VALLEY STATE (Fredrick Johnson, Larry White, Reginald Williamson, Charles Pickins), :40.22; 2. St. Augustine's NC, :40.54; 3. Angelo State TEX, :40.95; 4. Arkansas Tech, :41.09; 5. Adams State COLO, :41.31; 6. Jackson State MISS, :41.39.

MILE RELAY: 1. TEXAS SOUTHERN (Michael Joseph, Kenneth Williams, Robert Bullard, Tyrone Cross), 3:07.2; 2. Mississippi Valley State, 3:08.7; 3. Jackson State MISS, 3:09.1; 4. Angelo State TEX, 3:09.5; 5. Prairie View A&M TEX, 3:09.7; 6. Abilene Christian TEX, 3:11.4.

FIELD

LONG JUMP: 1. CARL HANNS, Cumberland KY, 25-3 1/2 (7.71); 2. PRELO HARRIS, Arkansas Tech, 25-2 (7.67); 3. LARRY SUTTON, Howard Payne TEX, 24 4 1/2 (7.43); 4. BILL PATZA, Wisconsin-LaCrosse, 24-4 1/2 (7.42); 5. DAVID GILLIAM, St. Augustine's NC, 23-9 3/4 (7.26); 6. WOODY BOWLES, Oklahoma Christian, 23-9 (7.24).

TRIPLE JUMP: 1. VIC WHITE, Eastern Washington, 52-8 (16.05)w; 2. RON GILL, Southern Colorado, 51-1 3/4 (15.59)w; 3. BRETT COURVILLE, Texas Southern, 51-1 (15.57)w; 4. KENNETH LITTLE, College of Ozarks ARK, 50-10 3/4 (15.51)w; 5. CHARLES SWINDELL, Pembroke State NC, 50-6 1/4 (15.40)w; 6. MIKE LITTLE, Southern Colorado, 50-6 1/4 (15.40)w.

HIGH JUMP: 1. BRUCE BECKEL, Wisconsin-River Falls, 7-2 RECORD: Old mark, 7-1 1/2 set by Vic White, Eastern Washington; and Dave Bergstrom, Moorhead State MN, 1979; 2. VIC WHITE, Eastern Washington, 7-0; 3. DANIEL GIFFORD, Hillsdale MICH, 6-10; 4. CARL TURNER, Southern Colorado, 6-10; 5. JOE BOB WISE, Arkansas Tech, 6-10; 6. MARK NORMAN, Northwood Institute MICH, 6-10.

POLE VAULT: 1. BILLY OLSON, Abilene Christian TEX, 18-2 (5.53) RECORD: Old mark, 17-6 3/4 set by Olson, 1979; 2. BRAD PURSLEY, Abilene Christian TEX, 17-8 3/4 (5.40); 3. KIM STEWART, Fort Hays State KAN, 16-8 (5.08); 4. RON HUNT, Abilene Christian TEX, 16-0 (4.87); 5. TOM PLUMMER, Wisconsin-Whitewater, 16-0 (4.87); 6. KEN McILWAIN, Malone OH, 16-0 (4.87).

SHOT PUT: 1. HAROLD LEDET, Angelo State TEX, 60-11 1/2 (18.58); 2. BOB UREY, Malone OH, 60-0 (18.29); 3. MIKE HANDERS, Hamline MINN, 58-4 (17.78); 4. MIKE BAYSINGER, Eastern New Mexico, 57-10 (17.63); 5. MARK LUNDY, Texas Southern, 56-10 3/4 (17.34); 6. BRAD BOLAND, Eastern Washington, 56-10 (17.32).

DISCUS: 1. MARTIN GUERRERO, Abilene Christian TEX, 195-7 (59.62); 2. BOB UREY, Malone OH, 194-7 (59.30); 3. BRAD BOLAND, Eastern Washington, 193-4 1/2 (58.94); 4. ROGER AXELSSON, Point Loma CAL, 183-1 (55.80); 5. J. R. HANLEY, East Texas, 179-10 (54.82); 6. DOUGLAS DIETZ, St. Thomas MINN, 177-7 (54.12).

JAVELIN: 1. MIKE BARNETT, Azusa Pacific CAL, 242-5 (73.88); 2. BRAD BOLAND, Eastern Washington, 227-7 1/2 (69.38); 3. GARY SECHRIST, Fort Hays State KAN, 222-9 (67.90); 4. ROBERT SHIRTS, Southern Utah, 218-11 1/2 (66.74); 5. TODD LOVELL, Lewis & Clark ORE, 217-8 (66.34); 6. ROB CASTEEL, Linfield ORE, 214-4 1/2 (65.34).

HAMMER: 1. HAROLD WILLERS, Simon Fraser CAN, 195-5 (59.56); 2. DOUG BARNETT, Azusa Pacific CAL, 189-9 (57.84); 3. MARTIN RUDY, Western Washington, 177-3 1/2 (54.04); 4. RON LUNETTA, Northwood Institute MICH, 176-8 (53.64); 5. DOUG GILLARD, Ferris State MICH, 175-7 (53.52); 6. RON PONCIANO, Azusa Pacific CAL, 165-10 (50.54).

DECATHLON: 1. GARY WISE, Azusa Pacific CAL, 7331; 2. KEITH STEWART, Abilene Christian TEX, 7056; 3. ALAN STAHLER, Adams State COLO, 6998; 4. KENNETH DAY, Adams State COLO, 6938; 5. DAVE TOLSON, Point Loma CAL, 6807; 6. PHIL SCHOT, Pacific Lutheran WASH, 6807.

NAIA DISTRICT #2 TEAM CHAMPIONS
TRACK AND FIELD

* * * * *

MEN'S TEAM

=====		
1955	Lewis & Clark	Eldon Fix
1956	Lewis & Clark	Eldon Fix
1957	Lewis & Clark	Eldon Fix
1958	Lewis & Clark	Eldon Fix
1960	Portland State	Ralph Davis
1961	Portland State	Ralph Davis
1962	Southern Oregon	Dan Bulkley
1963	Southern Oregon	Dan Bulkley
1964	Southern Oregon	Dan Bulkley
1965	Lewis & Clark	Eldon Fix
1966	Lewis & Clark	Eldon Fix
1967	Lewis & Clark	Eldon Fix
1968	Lewis & Clark	Eldon Fix
1969	Lewis & Clark	Eldon Fix
1970	Oregon College	Don Spinas
1971	Oregon College	Don Spinas
1972	Oregon College	Don Spinas
1973	Oregon College	Don Spinas
1974	Oregon College	Don Spinas
1975	Linfield	John Knight
1976	Linfield	John Knight
1977	Lewis & Clark	Eldon Fix
1978	Lewis & Clark	Eldon Fix
1979	Southern Oregon	Stan Goodell
1980	George Fox	Rich Allen
1981	Lewis & Clark	Eldon Fix
1982	Willamette	Charles Bowles
1983	Willamette	Charles Bowles
1984	Willamette	Charles Bowles
1985	Western Oregon	Don Spinas
1986	Southern Oregon	Monty Cartwright

WOMEN'S TEAMS

=====		
1983	Willamette	Charles Bowles
1984	Willamette	Charles Bowles
1985	Portland	Mike Johnson
1986	Western Oregon	Don Spinas

NAIA DISTRICT 2 RECORDS (Women)

100	12.1	Antonette Blythe	Northwest Nazarene	1983
200	25.47	Sheren Wegener	Western Oregon	1986
400	57.73	Kelley Wright	Western Oregon	1986
800	2:16.3	Julie Blum	Willamette	1985
1500	4:28.61	Laura Johnson	U. of Portland	1986
3000	9:33.6	Ann Manning	Portland	1985
5000	16:58.8	Clare Krill	Portland	1985
10,000	37:41.1	Molly Ostlund	Portland	1985
100 HH	15.3	Lisa Jacobs	Lewis & Clark	1985
400 LH	1:03.1	Petra Johnson	Linfield	1985
400 Relay	49.0	Seuell, Wright, Hannon, Wegener	Western Oregon	1986
Mile Relay	3:59.4	Woodside, Nichols, Johnson, Sieverling	Linfield	1985
Long Jump	18-2 3/4	Cindy Fulks	Western Baptist	1983
High Jump	5-8	Sandy Stearns	Western Oregon	1984
Shot Put	44-3 1/4	Paige Daugherty	Lewis & Clark	1985
Discus	140-4	Lea Bush	Willamette	1986
Javelin	152-9	Sandy Bean	Southern Oregon	1985
Heptathlon	4651	Sharon Jensen	Western Oregon	1987
800m Medley	1:48.49	Seuell, Hannon, Wegener, Wright	Western Oregon	1986

NAIA DISTRICT 2 RECORDS (Men)

100	10.4	Greg Griffin	George Fox	1977
		Terry Hendrix	Southern Oregon	1983
200	21.8	Keith Shriver	Linfield	1969
		Mark Burt	Pacific	1976
400	47.2	Carl Shaw	Linfield	1976
800	1:50.8	Bruce Vogel	Oregon College	1972
1500	3:49.7	Steve Hills	Northwest Nazarene	1975
Steeplechase	8:53.9	Kelly Jensen	Southern Oregon	1978
5000	14:22.4	Steve Blikstad	George Fox	1979
10,000	30:25.3	Don Stearns	Eastern Oregon	1981
110m H	14.0	Rick Fergesen	Lewis & Clark	1977
400m I.H.	52.1	Tim Gilbert	Northwest Nazarene	1978
400 Relay	41.7	Carter, Lazelle Smith, King	Linfield	1976
		Koroma, Reynolds, Neeley, Griffin	George Fox	1978
		Biamont, Taylor, Findling, Mobley	Western Oregon	1986
Mile Relay	3:14.8	Lazelle, Minors Carter, Shaw	Linfield	1976
Shotput	56-5 1/2	Ken Patera	Portland State	1963
Discus	170-11	Harland Yriarte	Southern Oregon	1969
Javelin	249-6	Tony Grant	Oregon Tech	1972
Hammer	178-9	Glen Hill	Western Oregon	1986
High Jump	6-10 1/4	Scott Wallace	Willamette	1980
Long Jump	23-11 1/4	Karl Koenig	Oregon College	1978
Triple Jump	48-10 1/4	Randy Jones	Pacific	1979
Pole Vault	15-7	Dave McDonald	George Fox	1969
Decathlon	7154	Mark Burt	Pacific	1976
Marathon	2:22.06	Larry Miller	Southern Oregon	1974
10,000 Walk	48:35.5	Sam Shick	Lewis & Clark	1979

MISSISSIPPI VALLEY VICTORIOUS IN NAIA OUTDOOR MEET

ABILENE, TX — Mississippi Valley State University accumulated 66 points in the sprint and middle-distance events with a contingent of only seven athletes, and captured its first NAIA National Outdoor Track and Field Championship, May 22-24 at Abilene Christian University's Gray Stadium.

A record 131 institutions were represented by a field of 578 athletes in the 29th annual meet which featured an exciting team title race. Mississippi Valley finished just ahead of local favorite ACU, runner-up for the second consecutive year, and Texas Southern, which placed third after back-to-back team championships in 1978 and '79.

Mississippi Valley claimed three individual event titles with victories in the 200 and 800 meters and the 440-yard relay. The Delta Devils earned a trio of second place finishes in the 100, 1500 and mile relay, were third in the 400, fourth in the 200 and fifth in the 100.

Charles Pickens was named winner of the Herbert B. Marrett "Most Valuable Performer" award as the Devils' senior sprinter won the 200 meter, finished second in the 100 and anchored the winning Mississippi Valley 440 relay team which also consisted of Frederick Johnson, Larry White and Reginald Williamson.

The most unexpected victory for the Devils, however, came in the 800 meters where Herman Sanders pulled off a major upset in defeating Evans White of Prairie View TX. White had won four NAIA indoor titles and three outdoor championships in the 800 prior to Sanders' 1:48.53 to 1:48.68 victory.

Perhaps the most excitement of the three-day meet centered around the pole vault pit where local fans turned out to see Abilene Christian sensation Billy Olson go for a world record.

After winning the event easily with an NAIA record vault of 18-2 (6-0% better than the previous record held by himself), the junior native of Abilene had the standards set at a world-record 18-10 despite ailing problems with a chronic hamstring injury.

On his second of three attempts, Olson came within a glancing arm of sending the crowd into delirium. Photos showed him with his hips at least a foot above the bar, but his momentum was not strong enough to carry him away from it on the way down and his left arm bumped it off.

Other significant achievements during the championships included a pair of

other outdoor meet records and some notable repeat performances. Kevin Jones of Northwood Institute MI tied the 400 meter record in winning the event in a time of :45.74 (ties record of Charles Oliver, Troy State, 1976). Bruce Beckel of Wisconsin-River Falls set a new outdoor championship mark in the high jump with a leap of 7-2. The previous record was 7-1½ by Vic White of Eastern Washington who was runner-up to Berkel this year after winning the last two years.

Harold Willers of Simon Fraser CAN won his third straight championship in the

hammer throw, Gary Wise of Azusa Pacific CA defended his decathlon title and Sammy Maritim of Azusa Pacific Ca repeated in the 5000 meter run. A freshman captured the 100 meter dash as Angelo State's Ellison Portis won in a time of :10.15 (wind-aided) just ahead of Charles Pickens.

Azusa Pacific's Dr. Marvin Mardock won the NAIA National Coach-of-the-Year award and Jim Neugent, former track and field standout at Oklahoma Christian College was inducted into the NAIA Hall of Fame.

29TH ANNUAL NAIA OUTDOOR TRACK AND FIELD CHAMPIONSHIP

TEAM SCORING

1. Mississippi Valley State .. 66	East Texas State..... 2
2. Abilene Christian TX..... 61	Lewis & Clark OR 2
3. Texas Southern 60	School of Ozarks MO 2
4. Azusa Pacific CA 43	Southwest Texas 2
5. Angelo State TX 41	Wayne State NE 2
6. Eastern Washington 33	Wisconsin-Whitewater 2
7. Malone OH..... 31	51. Central Washington..... 1
8. Northwood Institute MI .. 23	Linfield OR..... 1
9. Adams State CO..... 20	Pacific Lutheran WA 1
10. Southern Colorado 19	Saginaw Valley State MI .. 1
11. Jackson State MS 18	
Prairie View A&M TX 18	
Simon Fraser CAN..... 18	
Hillsdale MI 18	
15. William Jewell MO 16	
16. Arkansas Tech 14	
Concordia NE 14	
18. Fort Hays State KS 12	
19. Cumberland KY 10	
Pembroke State NC..... 10	
St. Augustine's NC 10	
Wisconsin-Eau Claire 10	
Wisconsin-River Falls 10	
Wisconsin-Stevens Point . 10	
25. Spring Arbor MI 8	
Western Washington 8	
Willamette OR..... 8	
28. Oklahoma Christian 7	
St. Thomas MN..... 7	
Wisconsin-Parkside 7	
31. Clarion State PA..... 6	
Ferris State MI 6	
Hamline MN..... 6	
Howard Payne TX 6	
LeTourneau TX..... 6	
Point Loma CA 6	
Stephen F. Austin TX 6	
Wisconsin-LaCrosse 6	
39. Eastern New Mexico 4	
College of Ozarks AR..... 4	
Southern Utah..... 4	
42. Macalester MN 3	
43. Black Hills SD..... 2	
Dordt IA 2	

Teams Participating But Not Scoring:

Alabama State; Anderson IN; Arkansas-Monticello; Aquinas MI; Belmont TN; Benedictine KS; Bethany KS; Bethel MN; Berea KY; Biola CA; California Lutheran; California-San Diego; Carson-Newman TN; Cedarville OH; Central Arkansas; Chadron State NE; Central Oklahoma State; Colorado School of Mines; Dakota State; Defiance OH; Doane NE; East Central Oklahoma; Eastern Oregon; Emporia State KS; Findlay OH; George Fox OR; Georgetown KY; Grand Valley State MI; Greenville IL; Harding AR; Hastings NE; Henderson State AR; Kansas Wesleyan; Kearney State NE; Lewis IL; Loras IA; McMurry TX; McPherson KS; Manchester IN; Marion IN; Marymount KS; Mid-America Nazarene KS; Midland Lutheran NE; Milligan TN; Minot ND; Moorhead MN; Northeastern Oklahoma; Northern State SD; Northwest Nazarene ID; Northwestern IA; Oklahoma Baptist; Oregon Tech; Ouachita Baptist AR; Pittsburg State KS; Rio Grande OH; Sam Houston State TX; South Dakota School of Mines; South Dakota-Springfield; Southern Arkansas; Southern Oregon; Southwestern Kansas; Tarleton State TX; Taylor IN; Texas A&I; Walsh OH; Washburn KS; Wayland Baptist TX; Westmont CA; Western New Mexico; Westmar IA; Westminster MO; Wisconsin-Platteville; Wisconsin-Stout; Wisconsin-Superior.

1980 NAIA OUTDOOR TRACK & FIELD RESULTS

(All Time Full Automatic Unless Noted)

100 METERS: 1. **Ellison Portis**, Angelo State TX, :10.15w; 2. Charles Pickens, Mississippi Valley, :10.24w; 3. Alvin Mathias, Adams State CO, :10.27w; 4. Mike Nettles, Texas Southern, :10.31w; 5. Larry White, Mississippi Valley, :10.31w; 6. Elton Francis, Southwest Texas, :10.32w.

200 METERS: 1. **Charles Pickens**, Mississippi Valley, :20.77w; 2. Ellison Portis, Angelo State TX, :20.89w; 3. Carl Williams, Texas Southern, :20.91w; 4. Larry White, Mississippi Valley, :21.05w; 5. Barry Sample, Angelo State TX, :21.13w; 6. Elton Francis, Southwest Texas, :21.19w.

400 METERS: 1. **Kevin Jones**, Northwood Institute MI, :45.74 (Ties Record of Charles Oliver, Troy State AL, 1976); 2. Clifton Terrell, Prairie View A & M TX, :46.24; 3. Eugene Saunders, Mississippi Valley, :46.25; 4. Tyrone Cross, Texas Southern, :46.69; 5. Michael Joseph, Texas Southern, :46.73; 6. Tim Hart, Central Washington, :47.37.

800 METERS: 1. **Herman Sanders**, Mississippi Valley, 1:48.53; 2. Evans White, Prairie View A & M TX, 1:48.68; Clifton Perry, Texas Southern, 1:48.98; 4. Robert Bullard, Texas Southern, 1:49.45; 5. Brian Starks, Texas Southern, 1:49.3 (HT); 6. Jerome Krone, Angelo State TX, 1:49.5 (HT).

1500 METERS: 1. **Michael Watson**, Jackson State MI, 3:46.86; 2. Herman Sanders, Mississippi Valley, 3:49.03; 3. Brad Erickstaf, LeTourneau TX, 3:49.29; 4. James Green, Texas Southern, 3:50.46; 5. Linall Dodson, School of Ozarks MO, 3:50.81; 6. John Esquibel, Adams State CO, 3:50.98.

3,000 METER STEEPLECHASE: 1. **Kregg Einspahr**, Concordia NE, 8:58.4 (HT); 2. Graham MacDonald, Simon Fraser CAN, 9:08.4 (HT); 3. Mike Herndon, Oklahoma Christian, 9:10.2 (HT); 4. Mark Malander, St. Thomas MN, 9:13.1 (HT); 5. Curt Fiedler, Black Hills State SD, 9:15.6 (HT); 6. Pat Porter, Adams State CO, 9:20.1 (HT).

5,000 METERS: 1. **Sammy Maritim**, Azusa Pacific CA, 14:34.19; 2. **David Fleming**, Willamette OR, 14:34.52; 3. Tim Schmid, William Jewell MO, 14:43.25; 4. Gordon Sanders, Hillsdale MI, 14:45.78; 5. Peter King, St. Thomas MN, 14:46.04; 6. Paul Mausling, Macalester MN, 14:46.75.

10,000 METERS: 1. **Tim Schmid**, William Jewell MO, 30:05.86; 2. Gordon Sanders, Hillsdale MI, 30:09.57; 3. Joe Yurkovich, Malone OH, 30:09.58; 4. Sammy Maritim, Azusa Pacific CA, 30:09.74; 5. Paul Mausling, Macalester MN, 30:26.8; 6. Paul Peterson, Saginaw Valley State MI, 30:46.3.

MARATHON: 1. **Bill Langhout**, Wisconsin-Eau Claire, 2:30.33.30; 2. Joe Yurkovich, Malone OH, 2:31:33.60; 3. Ken Gribshaw, Clarion PA, 2:31:34.00; 4. Kelly Carter, Abilene Christian TX, 2:31:46.60; 5. Greg Kuiper, Dordt IA, 2:32:40.37; 6. Jeff Coulter, Western Washington, 2:33:35.78.

10,000 METER WALK: 1. **Jeff Ellis**, Wisconsin-Stevens Point, 47:35.1; 2. Mel McGinnis, Spring Arbor MI, 48:00.2; 3. Mike Rummelhart, Wisconsin-Parkside, 48:18.8; 4. Steve Hoyer, Concordia NE, 49:14.5; 5. Tom McMillan, Wisconsin-La Crosse, 49:17.3; 6. Steve Ball, Wisconsin-Parkside, 49:24.6.

110 METER HIGH HURDLES: 1. **Steve Parker**, Abilene Christian TX, :13.84w; 2. Lionel Campbell, Northwood Institute MI, :13.89w; 3. Mike Donley, Southern Colorado, :13.98w; 4. Stan O'Neal, Abilene Christian TX, :14.18w; 5. Ed Blackburn, Wayne State NE, :14.19w; 6. Paul Bowe, Jackson State MS, :14.20w.

400 METER INTERMEDIATE HURDLES: 1. **James Baldwin**, Texas Southern, :50.48; 2. Carl Powell, Pembroke State NC, :51.46; 3. Dewaine Dieterman, Stephen F. Austin TX, :52.17; 4. Byron Patterson, Ferris State MI, :52.34; 5. Danny Dixon, Abilene Christian TX, :52.85; 6. John Kostogeanus, Western Washington, No Time.

440 YARD RELAY: 1. **Mississippi Valley State** (Fredrick Johnson, Larry White, Reginald Williamson, Charles Pickins), :40.22; 2. St. Augustine's NC, :40.54; 3. Angelo State TX, :40.95; 4. Arkansas Tech, :41.09; 5. Adams State CO, :41.31; 6. Jackson State MS, :41.39.

MILE RELAY: 1. **Texas Southern** (Michael Joseph, Kenneth Williams, Robert Bullard, Tyrone Cross), 3:07.2; 2. Mississippi Valley State, 3:08.7; 3. Jackson State MS, 3:09.1; 4. Angelo State TX, 3:09.5; 5. Prairie View A&M TX, 3:09.7; 6. Abilene Christian TX, 3:11.4.

FIELD

LONG JUMP: 1. **Carl Hanns**, Cumberland KY, 25-3½ (7.71); 2. Prelo Harris, Arkansas Tech, 25-2 (7.67); 3. Larry Sutton, Howard Payne TX, 24-4½ (7.43); 4. Bill Patza, Wisconsin-LaCrosse, 24-4½ (7.42); 5. David Gilliam, St. Augustine's NC, 23-9¾ (7.26); 6. Woody Bowles, Oklahoma Christian, 23-9 (7.24).

TRIPLE JUMP: 1. **Vick White**, Eastern Washington, 52-8 (16.05)w; 2. Ron Gill, Southern Colorado, 51-1¾ (15.59)w; 3. Brett Courville, Texas Southern, 51-1 (15.57)w; 4. Kenneth Little, College of Ozarks AR, 50-10¾ (15.51)w; 5. Charles

Swindell, Pembroke State NC, 50-6¼ (15.40)w; 6. Mike Little, Southern Colorado, 50-6¼ (15.40)w.

HIGH JUMP: 1. **Bruce Beckel**, Wisconsin-River Falls, 7-2 (RECORD: Old mark, 7-1½ set by Vic White, Eastern Washington and Dave Bergstrom, Moorhead State MN, 1979); 2. Vic White, Eastern Washington, 7-0; 3. Daniel Gifford, Hillsdale MI, 6-10; 4. Carl Turner, Southern Colorado, 6-10; 5. Joe Bob Wise, Arkansas Tech, 6-10; 6. Mark Norman, Northwood Institute MI, 6-10.

POLE VAULT: 1. **Billy Olson**, Abilene Christian TX, 18-2 (5.53) (RECORD: Old mark, 17-6¾ set by Olson, 1979); 2. Brad Pursley, Abilene Christian TX, 17-8¾ (5.40); 3. Kim Stewart, Fort Hays State KS, 16-8 (5.08); 4. Ron Hunt, Abilene Christian TX, 16-0 (4.87); 5. Tom Plummer, Wisconsin-Whitewater, 16-0 (4.87); 6. Ken McIlwain, Malone OH, 16-0 (4.87).

SHOT PUT: 1. **Harold Ledet**, Angelo State TX, 60-11½ (18.58); 2. Bob Urey, Malone OH, 60-0 (18.29); 3. Mike Manders, Hamline MN, 58-4 (17.78); 4. Mike Baysinger, Eastern New Mexico, 57-10 (17.63); 5. Mark Lundy, Texas Southern, 56-10¾ (17.34); 6. Brad Boland, Eastern Washington, 56-10 (17.32).

DISCUS: 1. **Martin Guerrero**, Abilene Christian TX, 195-7 (59.62); 2. Bob Urey, Malone OH, 194-7 (59.30); 3. Brad Boland, Eastern Washington, 193-4½ (58.94); 4. Roger Axelsson, Point Loma CA, 183-1 (55.80); 5. J.R. Hanley, East Texas, 179-10 (54.82); 6. Douglas Dietz, St. Thomas MN, 177-7 (54.12).

JAVELIN: 1. **Mike Barnett**, Azusa Pacific CA, 242-5 (73.88); 2. Brad Boland, Eastern Washington, 227-7½ (69.38); 3. Gary Sechrist, Fort Hays KS, 222-9 (67.90); 4. Robert Shirts, Southern Utah, 218-11½ (66.74); 5. **Todd Lovell**, Lewis & Clark OR, 217-8 (66.34); 6. **Rob Casteel**, Linfield OR, 214-4½ (65.34).

HAMMER: 1. **Harold Willers**, Simon Fraser CAN, 195-5 (59.56); 2. Doug Barnett, Azusa Pacific CA, 189-9 (57.84); 3. Martin Rudy, Western Washington, 177-3½ (54.04); 4. Ron Lunetta, Northwood Institute MI, 176-8 (53.64); 5. Doug Gillard, Ferris State MI, 175-7 (53.52); 6. Ron Ponciano, Azusa Pacific CA, 165-10 (50.54).

DECATHLON: 1. **Gary Wise**, Azusa Pacific CA, 7331; 2. Keith Stewart, Abilene Christian TX 7056; 3. Alan Stahlecker, Adams State CO, 6998; 4. Kenneth Day, Adams State CO, 6938; 5. Dave Tolson, Point Loma CA, 6807; 6. Phil Schot, Pacific Lutheran WA, 6807.

1980 SEASON'S BEST

400 Relay	Sherman, Frisk 43.0 M. Reynolds, Anders	Olds, Frisk 43.0 M. Reynolds, Anders	Sherman, VanWinkle 43.5 M. Reynolds, Anders		
1500	Stuart 3:50.97	Otto 3:52.8	Rochholz 4:01.0	Cole 4:02.9	Pearson 4:03.7
110 HM	M. Reynolds 14.7	Swafford 14.8	Frisk 15.0		Quiring 16.8
400	Anders 48.4	VanWinkle 49.7	Olds 51.3		
100	M. Reynolds 10.8	Sherman 11.2	Cloud 11.8		Carson 11.8
800	Pearson 1:54.5	Cole 1:54.6	Otto 1:55.7	Stuart 1:56.5	Oberst 2:00.5
1M Hurdles	Frisk 53.2	Swafford 54.0	M. Reynolds 56.5	Olds 1:57.6	Anders 1:56.5
200	M. Reynolds 22.1	Anders 22.5	Sherman 22.6	Cloud 22.9	Oberst 23.2
1600m	Olds, VanWinkle Frisk, Anders 3:18.1	Frisk, VanWinkle Cole, Anders 3:19.55	Anders, Otto Stuart, Frisk 3:20.0	Frisk, Olds Cole, VanWinkle 3:22.2	Anders, Reynolds VanWinkle, Oberst 3:23.6
5000	Stuart 14:45.4	Rochholz 15:01.0	Bright 15:53.5	Pearson 16:18.8	Winter 16:51.0
10,000	Rochholz 31:57.0 5-9-80	Bright 32:37.4 5-9-80	Winter 34:08.7		
Steepchase	Otto 9:22.5	Stuart 9:37.2	Rochholz 9:46	Bright 10:01.69	Cole 10:38.5
Pole Vault	Oberst 14-0	Heydel 13-0	Wilkinson 10-6		
High Jump	Quiring 6-6½	Swafford 6-0	Heydel 5-9		
Long Jump	Quiring 21-10	M. Reynolds 21-9	Cloud 21-7	VanWinkle 20-9½	Carson 20-2
Triple Jump	M. Reynolds 43-10	Smith 43-6	Wilkinson 42-0		Carson 40-10

Shot	Keeran 42-9	Curtis 41-4	K. Reynolds 39-5	
Discus	Keeran 168-6	Curtis 125-2½	Miller 124-4	
Javelin	Holbrook 202-6	K. Reynolds 191-7	Carson 188-2	Oberst 157-7
Hammer	Curtis 156-11.	Smith 139-3	Miller 109-6	
Decathlon	Oberst 5513	Wilkinson 50007		
10,000k Walk	Winter 59:49.0	Wilkinson 60:37		
Marathon	Bright 2:39.18	Winter 2:50.27		

GEORGE FOX COLLEGE
Bruin
Track & Field Records
5-27-80

<u>EVENT</u>	<u>MARK</u>	<u>NAME</u>	<u>YEAR</u>
100M	10.4	Gregg Griffin	79
	10.25 ^w ET	Gregg Griffin	78
200M	21.2	Gregg Griffin	79
400 M	48.1	Werner Seibert	79
800 M	1:52.7	Wendell Otto	79
1500M	3:49.7	Wendell Otto	79
5000 M	14:22.4	Steve Blikstad	79
10,000 M	30:22.8*	Steve Blikstad	77
Steeplechase	8:49.8	Steve Blikstad	79
110M HH	14.5	Mark Reynolds	78
400 M IH	52.34 ET	Chad Neeley	78
Long Jump	23-2 3/4	Amadu Koroma	78
	23-9 ^w	Amadu Koroma	78
Triple Jump	48-5	Mark Halland	72
High Jump	6-7	Bob Quiring	79
Pole Vault	15-8	Dave McDonald	69,71
Shot	55-3	Bob Hadlock	68
Discus	168-6	Charlie Keeran	80
Javelin	230-6	Ed Buck	75
Hammer	170-3	Allan Morrow	79
Decathlon	7054	Ed Buck	75
Marathon	2:25.19	Curt Ankeny	73
400 M Relay	41.3	Amadu Koroma Chad Neeley Mark Reynolds Gregg Griffin	78
1600 M Relay	3:18.1*	Tim Olds Tom VanWinkle Rick Frisk Monte Anders	80
10K Walk	59:49.0	Jack Winter	80

*Converted from yards

GEORGE FOX COLLEGE

Bruin

Track & Field Records

<u>EVENT</u>	<u>MARK</u>	<u>NAME</u>	<u>YEAR</u>
800 M Relay	1:27.5	Gregg Griffin Chad Neeley Mark Reynolds Werner Seibert	78
Sprint Medley	1:33.3	Chad Neeley 220 Mark Reynolds 110 Tim Sherman 110 Werner Seibert 440	78
Sprint Medley (mile)	3:30.4	Gregg Griffin 220 Chad Neeley 220 Werner Seibert 440 Larry Bales 880	77
3200 M Relay	7:42.0	Chris Maura Larry Bales Wendell Otto Randy Ware	78
Distance Medley	10:17.3	Bruce Greone 1320 Chad Neeley 440 Randy Ware 8880 Steve Blikstad mile	76
4 Mile Relay	17:27.6	Wendell Otto Dave Molstad Chris Maura Steve Blikstad	78
6400 M Relay	17:25.62	Steve Stuart Dave Molstad Chris Maura Steve Blikstad	78
Long Jump Relay	61-6	Amadu Koroma Eb Buck John Koroma	75
Javelin Relay	548-5	Eb Buck Del Dittus Lon Austin	75

GEORGE FOX COLLEGE

Bruin Track & Field Records

<u>EVENT</u>	<u>MARK</u>	<u>NAME</u>	<u>YEAR</u>
High Jump Relay	18-5	Bob Quiring Lon Austin Duane Swafford	79
Hammer Relay	381-7	Allan Morrow Steve Curtis Rob King	79
Shot Relay	123-9½	Allan Morrow 47-7½ Steve Curtis 37-7 Charlie Keeran 38-7	79
Discus Relay	401-10	Charlie Keeran 141-7 Allan Morrow 134-6 Steve Curtis 125-9	79

BRUIN TRACK

POINT TOTAL

1980

NAME	WIL		UPS		EOSC INV		OSU- UP		L&C		LIN-EOSC		DISTRICT	NATL
Anders, Monte	5	0	12 $\frac{1}{2}$	17 $\frac{1}{2}$			6 $\frac{1}{2}$	24	10 $\frac{1}{2}$	34 $\frac{1}{2}$	4 $\frac{1}{2}$	36	13	49
Bright, Jim	1	0	3	4			0		0		5	9	12	21
Carson, Tony	6	0	5	11			0	11	1	12	inj	12	—	12
Cloud, Rob	3	3	5	8			0	8	4	12	0	12	2	14
Cole, John	3	3	1	4			2 $\frac{1}{2}$	6 $\frac{1}{2}$	1	7 $\frac{1}{2}$	6 $\frac{1}{2}$	14	1	15
Curtis, Steve	5	5	8	13			1	14	4	18	7	25	10	35
Frisk, Rick	3	8	12 $\frac{1}{2}$	20 $\frac{1}{2}$			6 $\frac{1}{2}$	26	12 $\frac{1}{2}$	39 $\frac{1}{2}$	9 $\frac{1}{2}$	48	11	59
Haydel, Brent			8	8			2	10	3	13	3	16	11 $\frac{1}{2}$	17 $\frac{1}{2}$
Holbrook, Larry	0	0	5	5			0	5	3	3	1	9	0	9
Keeran, Charlie	6	6	6	12			inj	12	5	17	7	24	10	34
Miller, Roger	0	0	0	0			0	0	0	0	0	0	—	0
Oberst, Bruce	inj	0	inj				0	0	5	5	5	10	6	16
Olds, Tim	1	1	1	2			—	2	2 $\frac{1}{2}$	4 $\frac{1}{2}$	5 $\frac{1}{2}$	9	3	12
Ortce, Wendell	inj	0	6 $\frac{1}{2}$	6 $\frac{1}{2}$			0	6 $\frac{1}{2}$	6 $\frac{1}{2}$	12 $\frac{1}{2}$	7	19 $\frac{1}{2}$	10	29 $\frac{1}{2}$
Pearson, Keith	1	1	6	7			0	7	0	7	4	11	8	19
Quiring Bob	inj	0	inj	0			inj	0	inj	0	5	5	0	5
Reynolds, Kelly	3	3	3	6			1	7	0	7	0	7	0	7
Reynolds, Mark	2	2	12 $\frac{1}{2}$	14 $\frac{1}{2}$			6	20 $\frac{1}{2}$	19 $\frac{1}{2}$	39 $\frac{1}{2}$	15 $\frac{1}{2}$	54	18 $\frac{1}{2}$	73 $\frac{1}{2}$
Rochholz, Tim	3	3	10	13			3	16	2	18	3	21	8	29
Sherann, Tim	8	8	4 $\frac{1}{2}$	12 $\frac{1}{2}$			inj	12 $\frac{1}{2}$	inj	12 $\frac{1}{2}$	inj	12 $\frac{1}{2}$	2	14 $\frac{1}{2}$
Smith, Nolan	1	1	8	9			0	9	1	10	0	10	1	11
Stuart, Steve	10	10	6 $\frac{1}{2}$	16 $\frac{1}{2}$			1	17 $\frac{1}{2}$	6 $\frac{1}{2}$	23 $\frac{1}{2}$	10	33 $\frac{1}{2}$	10	43 $\frac{1}{2}$
Wafford, Duane	7	7	inj	7			3 $\frac{1}{2}$	10 $\frac{1}{2}$	7	17 $\frac{1}{2}$	6	23 $\frac{1}{2}$	8	31 $\frac{1}{2}$
VanWinkle, Tom	3	3	inj	3			2 $\frac{1}{2}$	5 $\frac{1}{2}$	3	8 $\frac{1}{2}$	6 $\frac{1}{2}$	14 $\frac{1}{2}$	6 $\frac{1}{2}$	21
Wilkinson, Dave	5	5	0	5			0	5	0	5	4	9	0	9
Winter, Jack	inj	0	0	0			—	0	0	0	3	3	4	7

Performances through 3/22/80

NCWSA TRACK & FIELD

Leading Performances

100 METERS

*Connie Taylor	BSU	12.2	3/1
*Jana Olson	PLU	12.29	3/22
*Val Dworak	BSU	12.3	3/1
*Karen Osburn	BSU	12.4	3/1
*Jamie Day	EWU	11.6yi	3/1
*Sheri McCormick	CWU	12.7	3/1
*Cindy Kauzlaric	UPS	12.7	3/22
*Julie Heiden	PLU	12.7	3/22
*Kelly Morgan	BSU	12.8	3/1
Jacque Davis	GFC	13.0	3/15
Connie Wishart	Lin	13.5	3/1
Paula Stewart	WU	13.5	3/15
Sherrie Gott	LC	13.5	3/1

800 METERS

Cindy Henry	UPS	2:23.67	3/22
C. Petrovich	WWU	2:24.0	3/22
Nancy Fredricks	LC	2:25.4y	3/1
LeeAnn Roleff	UI	2:24.4i	2/16
Suzanne Tourea	Lin	2:26.0y	3/1
Judy Smith	BSU	2:25.18	3/22
Marie DeHart	OCE	2:26.3y	3/1
Cydie Beale	LC	2:27.1y	3/1
Cheryl Hoff	WW	2:27.4	2/16
Monica Johnson	PLU	2:27.5	3/1

200 METERS

*Val Dworak	BSU	25.4	3/1
*Sheri McCormick	CWU	25.6	3/15
*Debora Carter	SPU	25.6	3/15
*Sharon Dennis	GFC	25.7	3/15
*A. Pleasant	CWU	26.4	3/15
*L. Jones	CWU	26.5	3/15
Becki Koon	UI	26.6i	2/16
Darla Hasselquist	BSU	26.7	3/1
Karen Osburn	BSU	26.69e	3/22
Kim Ward	UI	26.7i	2/16
Joyce Taylor	BSU	26.8i	2/16
Cathy Davis	EWU	26.9i	2/16
Cindy Kauzlaric	UPS	26.9	3/1
Jana Olson	PLU	26.9	3/1

1500 METERS

*Patsy Sharples	UI	4:32.5i	2/9
*Cathy Torens	EWU	4:49.6i	2/9
Myers	CWU	4:55.6	3/15
Suzanne Tourea	Lin	4:56.3	3/1
Jan Milick	SPU	4:57.0	3/15
Christi Colburn	WU	4:57.1	3/15
Jane Abbott	WWU	4:57.3	3/22
Eileen McDougal	GFC	4:59.3	3/15
Marie DeHunt	OCE	5:02.1	3/14
Erwin	SPU	5:02.6	3/15
Debbie Tri	PLU	5:02.6	3/22
Cindy Peter	UPS	5:03.0	3/15
Reynette Blessing	BSU	5:21.99	3/22

400 METERS

*Ann Damiano	BSU	59.63e	3/22
Karen Osburn	BSU	60.5i	2/16
Sharon Dennis	GFC	61.2	3/15
Carolyn Gore	Lin	61.3	3/1
Darla Hasselquist	BSU	61.5	3/15
J. Swanson	WWU	62.33	3/22
Brenda Allenbaugh	CWU	62.7	3/1
Marie DeHart	OCE	62.8	3/1
B. Rom	PLU	63.74	3/22
Nancy Nilson	CWU	63.8	3/1
Randolph	WU	63.9	3/15

3000 METERS

*Patsy Sharples	UI	9:43.4i	2/9
*Kathy Kearney	BSU	10:16.48	3/22
*Ronda Burnett	EOSC	10:31.1	3/8
Angie French	UPS	10:44.0	3/15
Lisa Riddel	WWU	10:44.3	3/15
Sonia Blakstoek	UI	10:47.0i	2/16
McLean	SPU	10:51.1	3/15
Janet Pearson	WWU	10:52.6	3/15
Dixie Reimer	WW	11:01.8	3/8
Jeri Watson	CWU	11:07.0	3/15
Signe Harrang	LC	11:11.4	3/14
Christi Colburn	WU	11:20.0	3/15

5000 METERS

* Lisa Riddel	WWU	18:51.65	3/22
* Jeri Watson	CWU	18:56.2	3/1
* Tommy Asher	Lin	19:13.0	3/1
* Janet Pierson	WWU	19:20.11	3/22
* Cisca Wery	PLU	19:22.0	3/22
* Angie French	UPS	19:22.8	3/1
Janet Rue	CWU	20:34.1	3/1

400 METER HURDLES

* Donna Davidson	WWU	1:08.5	3/22
Teri Meece	BSU	1:09.98	3/22
Karen Maxwell	GFC	1:10.1	3/15
Mauraen Freitag	MNC	1:11.7	3/1
Frenda Allenbaugh	CWU	1:11.9	3/15
Wendy Malich	WWU	1:14.56	3/22
Heather Jahr	PLU	1:15.7	3/22
Leslie Wickman	WU	1:16.6	3/15
Debbie Maier	PLU	1:17.7	3/15
Jody Tracy	CWU	1:19.0	3/1

10000 METERS

Denise Stohl	Lin	38:44	3/1
Sonia Blackstock	UI	39:59.01	2/20
Jody Garrard	Lin	41:37	3/1
Cindy Partridge	UI	42:24.51	2/20

HIGH JUMP

* Cindy Stewart	BSU	5-4i	2/16
* Kris Sorrenson	WM	5-4i	2/16
* A. M. Solomonson	SPU	5-4i	3/1
* Leslie Wickman	WU	5-2	3/1
* Lori Laughney	LC	5-2	3/1
* Patti Bennet	UI	5-2i	3/1
* Cathy Wilson	SPU	5-2	3/15
* B. Schuster	WWU	5-2	3/22
Julie Heiden	PLU	5-1	3/1
Terri Johnson	BSU	5-0	3/15
Sarah McIntyre	WU	5-0	3/8
Esme Jensen	LC	5-0	3/14
Barb Smith	OCE	5-0	3/14

100 METER HURDLES

* Cathy Wilson	SPU	15.9	3/15
* Karen Maxwell	GFC	16.0	3/15
Teri Meece	BSU	16.46e	3/22
Donna Davidson	WWU	16.3	3/22
Joyce Taylor	BSU	16.57e	3/22
Wendy Malich	WWU	16.6	3/15
Wendy Swartz	BSU	17.0	3/15
Sandra Burns	GFC	17.2	3/15
Heather Jahr	PLU	17.2	3/22
Kris Sorrenson	WM	17.7	3/8
Cindy Stewart	BSU	17.97e	3/22

SHOT PUT

* Cathy Wilson	SPU	44-9 $\frac{1}{2}$ i	3/1
* Jackie Degel	RMC	44-2 $\frac{1}{2}$	3/22
Cindy Pottle	CWU	39-3 3/4	3/15
Ann Davis	WU	36-9	3/15
Sheryl Ward	OCE	35-6	3/1
Sue Laughlin	OCE	34-5 $\frac{1}{2}$	3/14
Janet Bronson	LC	33-11 $\frac{1}{2}$	3/14
Diane McAnulty	BSU	33-10 3/4	3/1
Jean Hamer	CWU	31-4 $\frac{1}{2}$	3/1
C. Viebrock	PLU	30-10	3/22
Cindy Simpkins	BSU	30-8 3/4	3/1

Performances through 3/29/80

NCWSA TRACK & FIELD

Leading Performances

100 METERS

*Connie Taylor	BSU	12.2	3/1
*Jana Olson	PLU	12.29	3/22
*Val Dworak	BSU	12.3	3/1
*Karen Osburn	BSU	12.4	3/1
*Jamie Day	EWU	11.6yi	3/1
*Pleasant	CWU	12.5w	3/29
*Cathy Davis	EWU	12.5w	3/29
*Sheri McCormick	CWU	12.7	3/1
*Cindy Kauzlarie	UPS	12.7	3/22
*Julie Heiden	PLU	12.7	3/22
*Jacque Davis	GFC	12.7	3/29
*Kelly Morgan	BSU	12.8	3/1
*Chris Pease	NNC	12.9w	3/29
*Laura Jones	CWU	12.9w	3/29

800 METERS

Cathy Nash	WU	2:22.4	3/29
Cindy Henry	UPS	2:23.67	3/22
C. Petrovich	WWU	2:24.0	3/22
Nancy Fredricks	LC	2:25.4y	3/1
LeeAnn Roleff	UI	2:24.4i	2/16
Suzanne Tourea	Lin	2:26.0y	3/1
Judy Smith	BSU	2:25.18	3/22
Laura Meyers	CWU	2:25.5	3/29
Marie DeHart	OCE	2:26.3y	3/1
Cyndie Beale	LC	2:27.1y	3/1
Cheryl Hoff	WW	2:27.4	2/16
Monica Johnson	PLU	2:27.5	3/1

200 METERS

*Val Dworak	BSU	25.4	3/1
*Sheri McCormick	CWU	25.6	3/15
*Debora Carter	SPU	25.6	3/15
*Sharon Dennis	GFC	25.7	3/15
*A. Pleasant	CWU	26.4	3/15
*Laura Jones	CWU	26.5	3/15
Becki Koon	UI	26.6i	2/16
Darla Hasselquist	BSU	26.7	3/1
Karen Osburn	BSU	26.69e	3/22
Kim Ward	UI	26.7i	2/16
Joyce Taylor	BSU	26.8i	2/16
Cathy Davis	EWU	26.9i	2/16
Cindy Kauzlarie	UPS	26.9	3/1
Jana Olson	PLU	26.9	3/1

1500 METERS

*Patsy Sharples	UI	4:32.5i	2/9
*Ronda Burnett	EOOSC	4:43.8	3/29
*Cathy Torens	EWU	4:49.6i	2/9
*Denise Stohl	Lin	4:53.8	3/29
Laura Myers	CWU	4:55.6	3/15
Suzanne Tourea	Lin	4:56.3	3/1
Jan Miliek	SPU	4:57.0	3/15
Christi Colburn	WU	4:57.1	3/15
Jane Abbott	WWU	4:57.3	3/22
Eileen McDougal	GFC	4:59.3	3/15
Marie DeHunt	OCE	5:02.1	3/14
Erwin	SPU	5:02.6	3/15
Debbie Tri	PLU	5:02.6	3/22
Cindy Peter	UPS	5:03.0	3/15

400 METERS

*Saron Dennis	GFC	57.5e	3/22
*Kathy Mayberry	EWU	58.2	3/29
*Ann Damiano	BSU	59.63e	3/22
Karma Osburn	BSU	60.5i	2/16
Merrily Boast	CWU	60.2	3/29
Sharon Dennis	GFC	61.2	3/15
Carolyn Gore	Lin	61.3	3/1
Darla Hasselquist	BSU	61.5	3/15
Dena Sale	EWU	61.5	3/29
Trish Bolland	EWU	62.0	3/29
Michele Randolph	WU	62.1	3/29
J. Swanson	WWU	62.33	3/22
Janis Rue	WU	62.6	3/29
Brenda Allenbaugh	CWU	62.7	3/1

3000 METERS

*Patsy Sharples	UI	9:43.4i	2/9
*Ronda Burnett	EOOSC	10:13.7	3/29
*Kathy Kearney	BSU	10:16.48	3/22
Angie French	UPS	10:44.0	3/15
Lisa Riddel	WWU	10:44.3	3/15
Janet Keeney	Lin	10:46.3	3/29
Sonia Blackstock	UI	10:47.0i	2/16
McLean	SPU	10:51.1	3/15
Janet Pearson	WWU	10:52.6	3/15
Christi Colburn	WU	10:54.0	3/29
Jackie VandeBrake	EWU	10:57.2	3/29
Dixie Reimer	WW	11:01.8	3/8
Lori Solby	EWU	11:02.5	3/29
Asher	Lin	11:03.0	3/29

NCWSA Leading Performances

JAVELIN

* Ann Davis	WU	131-5	3/1
Lorna Raabe	CWU	124-10	3/15
Sue Laughlin	OCE	119-0	3/14
Suzie Devore	PU	118-1	3/1
Beaver	CWU	115-3	3/29
Kathy Peterson	NNC	112-4	3/1
Theresa Church	WU	107-11	3/29
Mary English	Lin	107-7	3/1
Kathy Sauer	LC	107-7	3/14
Holden	EDSC	104-3	3/29
Linda Ashburn	CWU	101-3 $\frac{1}{2}$	3/15

DISCUS

* Cathy Wilson	SPU	144-2	3/15
* Jackie Degel	RMC	142-10	3/15
* Cindy Pottle	CWU	140-10	3/15
* Ann Davis	WU	126-2	3/1
* Teresa Groshong	Lin	125-3	3/29
Diane McAnulty	BSU	121-2	3/1
Janet Bronson	LC	117-0	3/1
Theresa Church	WU	111-5	3/15
Rachel Hampton	GFC	104-11	3/29
Kathy Peterson	NNC	99-3 $\frac{1}{2}$	3/15

400 METER RELAY

BSU	48.0 ^e	3/22
GFC	49.7 ^{he}	3/8
CWU	50.3	3/15
EWU	50.6	3/29
SPU	51.3	3/15
WWU	51.4	3/15
Willamette	52.2 ^y	3/29
PLU	52.0	3/22
UPS	52.8	3/22
Linfield	52.96 ^e	3/8
NNC	53.3	3/29
OCE	53.4	3/14

1600 METER RELAY

GFC	4:06.13	3/8
CWU	4:10.0	3/29
WWU	4:12.9	3/15
Linfield	4:13.4	3/8
SPU	4:14.5	3/15
BSU	4:14.99	3/22
LC	4:15.22	3/14
EWU	4:17.0	3/29
Willamette	4:17.13	3/8
OCE	4:17.2	3/14
PLU	4:18.8	3/15

2-MILE RELAY

Idaho	10:00.31	2/16
Linfield	9:58.89 ^m	3/8
Willamette	10:08.2 ^m	3/8
LC	10:24.0 ^m	3/8

800 METER MEDLEY RELAY

BSU	1:53.4	3/15
CWU	1:54.4	3/15
UPS	1:55.7	3/15
Willamette	1:58.35	3/8
SPU	1:58.8	3/15
GFC	1:59.26	3/8

* - Regional Qualifying
i - Indoors
y - Non metric distance
m - Metric distance
e - Electronic timing

LONG JUMP

* Laurie Flagg	Lin	18-3 $\frac{1}{2}$	3/1
* Cindy Kauzlaric	UPS	18-0	3/29
* Sandi Thomas	UI	17-11 $\frac{1}{2}$ i	2/16
* Alice Pleasant	CWU	17-10 $\frac{1}{2}$	3/15
* Christie Reinstra	WWU	17-8 $\frac{1}{2}$	3/15
* Kim Ward	UI	17-6 $\frac{1}{2}$ i	2/16
* Sue Colvin	EWU	17-5 $\frac{1}{2}$	3/29
Wendy Swartz	BSU	16-11	3/1
Kris Sorrenson	WM	16-8	3/29
Wendy Malich	WWU	16-7 3/4	3/15
Jacquie Williams	GFC	16-7 3/4	3/29
Peggy Calvin	CWU	16-7 $\frac{1}{4}$	3/15
Brenda Rom	PLU	16-2	3/1
Joyce Taylor	BSU	16-1 3/4	3/22
Gwen Tuney	OCE	16-0	3/1

Performances through 4/5/80

NCWSA TRACK & FIELD

Leading Performances

100 METERS

*Connie Taylor	BSU	12.2	3/1
*Jana Olson	PLU	12.29	3/22
*Val Dworak	BSU	12.3	3/1
*Sandi Thomas	UI	12.3w	3/29
*Alice Pleasant	CWU	12.3	4/5
*Karen Osburn	BSU	12.4	3/1
*Debra Carter	SPU	12.4	4/5
*Jamie Day	EWU	11.6yi	3/1
*Cathy Davis	EWU	12.5w	3/29
*Sheri McCormick	CWU	12.7	3/1
*Cindy Kauzlarie	UPS	12.7	3/22
*Julie Heiden	PLU	12.7	3/22
*Jacque Davis	GFC	12.7	3/29
*Christy Smith	WWU	12.7	4/5
*Kelly Morgan	BSU	12.8	3/1
*Josseline Mangia	WWU	12.8	3/22
*Laurie Dominoski	WWU	12.8	4/5

200 METERS

*Allison Falkenberg	UI	25.3	3/29
*Val Dworak	BSU	25.4	3/1
*Sheri McCormick	CWU	25.6	3/15
*Debra Carter	SPU	25.6	3/15
*Sharon Dennis	GFC	25.7	3/15
*Alice Pleasant	CWU	26.4	3/15
*Jacque Davis	GFC	26.43	4/5
*Laura Jones	CWU	26.5	3/15
Becki Keon	UI	26.6i	2/16
Darla Hasselquist	BSU	26.7	3/1
Karen Osburn	BSU	26.69e	3/22
Kim Ward	UI	26.7i	2/16
Joyce Taylor	BSU	26.8i	2/16
Cathy Davis	EWU	26.9i	2/16
Cindy Kauzlarie	UPS	26.9	3/1
Jana Olson	PLU	26.9	3/1

400 METERS

*Kathy Mayberry	EWU	56.7	4/5
*Sharon Dennis	GFC	57.5e	3/22
*Allison Falkenberg	UI	58.6	3/29
*Kim Ward	UI	58.7	4/5
*Merrily Beast	CWU	59.4	4/5
*Ann Damiano	BSU	59.63e	3/22
Becki Keon	UI	60.1	4/5
Karma Osburn	BSU	60.5i	2/16
Laurie Flagg	Lin	61.1	3/29
Carolyn Gere	Lin	61.3	3/1
Darla Hasselquist	BSU	61.5	3/15
Dena Sale	EWU	61.5	3/29
Janis Swanson	WWU	61.5	4/5
Trish Boland	EWU	62.0	3/29

800 METERS

Cheryl Petrovich	WWU	2:20.2	4/5
Carolyn Gere	Lin	2:20.8	3/29
Marie DeHart	OCE	2:21.3	3/29
Cathy Nash	WU	2:22.4	3/29
Cindy Henry	UPS	2:23.67	3/22
Jan Milcie	SPU	2:24.7	4/5
Nancy Fredricks	LC	2:25.4y	3/1
LeeAnn Roleff	UI	2:24.4i	2/16
Suzanne Tourea	Lin	2:26.0y	3/1
Judy Smith	BSU	2:25.18	3/22
Laura Meyers	CWU	2:25.5	3/29
Cyndie Beale	LC	2:27.1y	3/1
Cheryl Hoff	WW	2:27.4	2/16
Patsy Sharples	UI	2:27.4	4/5
Monica Johnson	PLU	2:27.5	3/1

1500 METERS

*Patsy Sharples	UI	4:32.5i	2/9
*Ronda Burnett	EOSC	4:43.8	3/29
*Cathy Terens	EWU	4:49.6i	2/9
*Laura Myers	CWU	4:52.4	4/5
*Jane Abbott	WWU	4:53.5	4/5
*Denise Stohl	Lin	4:53.8	3/29
Suzanne Teurea	Lin	4:56.3	3/1
Rebbia McMicken	UI	4:56.9	4/5
Jan Miliek	SPU	4:57.0	3/15
Christi Colburn	WU	4:57.1	3/15
Coffman	UI	4:58.1	4/5
Marie DeHart	OCE	4:58.4	4/5
Eileen McDougal	GFC	4:59.3	3/15
Erwin	SPU	5:02.6	3/15
Debbie Tri	PLU	5:02.6	3/22
Cindy Peter	UPS	5:03.0	3/15

3000 METERS

*Patsy Sharples	UI	9:43.4i	2/9
*Ronda Burnett	EOSC	10:13.7	3/29
*Kathy Kearney	BSU	10:16.48	3/22
Angie French	UPS	10:44.0	3/15
Lisa Riddel	WWU	10:44.3	3/15
Janet Keeney	Lin	10:46.3	3/29
Sonia Blackstock	UI	10:47.0i	2/16
Brenda MeLede	SPU	10:51.1	3/15
Bridgette Cooke	OCE	10:51.3	3/29
Janet Pearson	WWU	10:52.6	3/15
Christi Colburn	WU	10:54.0	3/29
Jackie VandeBrake	EWU	10:57.2	3/29
Dixie Reimer	WW	11:01.8	3/8
Lori Selby	EWU	11:02.5	3/29

NCWSA Leading Performances

JAVELIN

*Sue Laughlin	OCE	131-11.6	4/5
*Ann Davis	WU	131-5	3/1
*Cathy Wilson	SPU	130-10	4/5
Lorna Raabee	CWU	129-8	4/5
Donna Regan	UI	118-2	4/5
Suzie Devore	PU	118-1	3/1
K. Winterbotham	SOSC	118-1	3/29
Beaver	CWU	115-3	3/29
Shannon Joseph	SOSC	114-0.1	4/5
Kathy Peterson	NNC	112-4	3/1
Theresa Church	WU	107-11	3/29
Mary English	Lin	107-7	3/1
Kathy Sauer	LC	107-7	3/14

DISCUS

*Cathy Wilson	SPU	144-2	3/15
*Jackie Degel	RMC	142-10	3/15
*Gindy Pottle	CWU	141-1	3/29
*Donna Regan	UI	129-8	3/29
*Ann Davis	WU	126-2	3/1
*Teresa Groshong	Lin	125-3½	3/29
Diane McAnulty	BSU	121-2	3/1
Janet Bronson	LC	117-0	3/1
Jill Palmquist	CWU	116-3	3/29
Shannon Joseph	SOSC	113-11	3/29
Theresa Church	WU	111-5	3/15
Rachel Hampton	GFC	104-11	3/29
Kathy Peterson	NNC	99-3½	3/15

LONG JUMP

*Sandi Thomas	UI	18-8	3/29
*Christy Smith	WWU	18-4½	3/29
*Laurie Flagg	Lin	18-3¾	3/1
*Cindy Kauzlarie	UPS	18-0	3/29
*Alice Pleasant	CWU	17-10½	3/15
*Judy Wildey	UI	17-9	3/29
*Kim Ward	UI	17-6¾	2/16
*Sue Colvin	EWU	17-5½	3/29
Wendy Swartz	BSU	16-11	3/1
Jacquie Williams	GFC	16-7¾	3/29
Wendy Malieh	WWU	16-7¾	3/15
Peggy Calvin	CWU	16-7¾	3/15

400 METER RELAY

BSU	48.0e	3/22
UI	48.6	4/5
GFC	49.74e	3/8
CWU	49.9	4/5
SPU	50.3	4/5
WWU	50.3	4/5
EWU	50.6	3/29
OCE	51.86	4/5
WU	52.2	3/29
PLU	52.0	3/22
UPS	52.8	3/22
Lin	52.96e	3/8

1600 METER RELAY

GFC	4:06.13	3/8
WWU	4:07.8	3/29
CWU	4:10.0	3/29
Lin	4:13.4	3/8
SPU	4:14.5	3/15
BSU	4:14.99	3/22
LC	4:15.22	3/14
EWU	4:17.0	3/29
WU	4:17.13	3/8
OCE	4:17.2	3/14
PLU	4:18.8	3/15

2-MILE RELAY

SPU	9:43.0	4/5
WWU	9:44.0	4/5
Lin	9:58.89	3/8
Idaho	10:00.31	2/16
WU	10:08.2m	3/8
LC	10:24.0m	3/8

800 METER MEDLEY RELAY

BSU	1:53.4	3/15
CWU	1:54.4	3/15
UPS	1:55.7	3/15
WU	1:58.35	3/8
SPU	1:58.8	3/15
GFC	1:59.26	3/8

PENTATHLON

Karen Maxwell	GFC	3242	3/1
Laurie Flagg	Lin	3004	4/2
Leslie Wickman	WU	2857	4/2
Suzanne Tourea	Lin	2251	4/2

*Regional Qualifying
i-Indoors
y-Non metric distance
m-Metric distance
e-electronic timing

NCWSA TRACK & FIELD

Leading Performances

100 METERS

* Connie Taylor	BSU	12.2	3/1
* Val Dworak	BSU	12.2	4/5
* Jana Olson	PLU	12.29	3/22
* Sandi Thomas	UI	12.3w	3/29
* Alice Pleasant	CWU	12.3	4/12
* Karen Osburn	BSU	12.4	4/5
* Debra Carter	SPU	12.4	4/5
* Jamie Day	EWU	11.6yi	3/1
* Cathy Davis	EWU	12.5w	3/29
* Sheri McCormick	CWU	12.7	3/1
* Cindy Kauzlaric	UPS	12.7	3/22
* Julie Heiden	PLU	12.7	3/22
* Jacque Davis	GFC	12.7	3/29
* Christy Smith	WWU	12.7	4/5
* Kelly Morgan	BSU	12.8	3/1
* Josseline Mangin	WWU	12.8	3/22
* Laurie Dominoski	WWU	12.8	4/5

200 METERS

* Allison Falkenberg	UI	25.3	3/29
* Val Dworak	BSU	25.4	4/12
* Sheri McCormick	CWU	25.6	3/15
* Debra Carter	SPU	25.6	3/15
* Shavon Dennis	GFC	25.7	3/15
* Alice Pleasant	CWU	26.4	3/15
* Karen Osburn	BSU	25.8	4/12
* Cindy Kauzlaric	UPS	26.2	3/2
* Jacque Davis	GFC	26.43	4/5
* Laura Jones	CWU	26.5	3/15
* Merrily Boast	CWU	26.5	4/12
Becki Koon	UI	26.61	2/16
Darla Hasselquist	BSU	26.7	3/1
Kim Ward	UI	26.71	2/16
Joyce Taylor	BSU	26.81	2/16
Cathy Davis	EWU	26/91	2/16
Jana Olson	PLU	26.9	3/1

400 METERS

* Kathy Mayberry	EWU	56.7	4/5
* Shavon Dennis	GFC	57.7	3/22
* A. Falkenberg	UI	58.07e	4/12
* Kim Ward	UI	58.7	4/5
* Ann Damiano	BSU	58.86e	4/5
* Merrily Boast	CWU	59.4	4/5
* Darla Hasselquist	BSU	59.56e	4/12
Karma Osburn	BSU	59.65e	4/12
Becki Koon	UI	60.1	4/5
Laurie Flagg	Lin	61.1	3/29
Carolyn Gore	Lin	61.3	3/1
Dena Sale	EWU	61.5	3/29
Janis Swanson	WWU	61.5	4/5
Nancy Frederick	LC	61.6	4/5

800 METERS

* Patsy Sharples	UI	2:19.04	4/12
* LeeAnn Roloff	UI	2:19.92	4/12
Cheryl Petrovich	WWU	2:20.2	4/5
Carolyn Gore	Lin	2:20.5	4/5
Laura Myers	CWU	2:20.8	4/12
Judy Smith	BSU	2:20.81	4/12
Marie DeHart	OCE	2:21.3	3/29
Cathy Nash	WU	2:22.4	3/29
Jan Milcic	SPU	2:22.8	3/22
Cindy Henry	UPS	2:23.67	3/22
Nancy Fredericks	LC	2:25.4y	3/1
Suzanne Tourea	Lin	2:26.0y	3/1
Shirley Bates	SPU	2:25.5	3/22
Cyndie Beale	LC	2:27.1y	3/1
Monica Johnson	PLU	2:27.5	3/1

1500 METERS

* Patsy Sharples	UI	4:32.51	2/9
* Ronda Burnett	EDSC	4:43.8	3/29
* Dixie Reimer	WW	4:46.1	4/12
* Cathy Torens	EWU	4:49.61	2/9
* J. Vandebrake	EWU	4:50.7	4/12
* Laura Myers	CWU	4:52.4	4/5
* Jody Smith	BSU	4:53.04	4/12
* Jane Abbott	WWU	4:53.5	4/5
* Denise Stohl	Lin	4:53.8	3/29
Suzanne Tourea	Lin	4:56.3	3/1
Brenda McGlade	SPU	4:56.5	3/22
Robbin McMicken	UI	4:56.9	4/5
Jan Milcic	SPU	4:57.0	3/15
Christi Colburn	WU	4:57.1	3/15
Coffman	UI	4:58.1	4/5
Marie DeHart	OCE	4:58.4	4/5

3000 METERS

* Patsy Sharples	UI	9:43.41	2/9
* Ronda Burnett	EDSC	10:13.7	3/29
* Kathy Kearney	BSU	10:16.48	3/22
Angie French	UPS	10:44.0	3/15
Lisa Riddel	WWU	10:44.3	3/15
Janet Keeney	Lin	10:46.3	3/29
Sonia Blackstock	UI	10:47.01	2/16
Brenda McGlade	SPU	10:51.1	3/15
Bridgette Cooke	OCE	10:51.3	3/29
Janet Pearson	WWU	10:52.6	3/15
Christi Colburn	WU	10:54.0	3/29
J. Vandebrake	EWU	10:57.2	3/29
Dixie Reimer	WW	11:01.8	3/8
Lori Solby	EWU	11:02.5	3/29

NCWSA Leading Performances

JAVELIN

*Lorna Raabe	BSU	139-6	4/5
*Sue Laughlin	OCE	131-11.6	4/5
*Ann Davis	WU	131-5	3/1
*Cathy Wilson	SPU	130-10	4/5
Shannon Merris	BSU	120-1½	4/12
Donna Regan	UI	118-2	4/5
Suzie Devore	PU	118-1	3/1
K. Winterbotham	SOSC	118-1	3/29
Beaver	CWU	115-3	3/29
Shannon Joseph	SOSC	114-0.1	4/5
Kathy Peterson	NNC	112-4	3/1
Deveny Zent	EMC	110-2	4/8
Kathy Wilkinson	RMC	109-10½	4/8

400 METER RELAY

BSU	48.0e	3/22
UI	48.6	4/5
CWU	48.8	4/12
GFC	49.74e	3/8
SPU	50.3	4/5
WWU	50.3	4/5
EWU	50.3	4/12
OCE	51.86	4/5
PLU	52.0	3/22
UPS	52.0	3/2
WU	52.2	3/29
Lin	52.96e	3/8

1600 METER RELAY

CWU	4:04.8	4/12
GFC	4:06.13	3/8
WWU	4:07.8	3/29
BSU	4:09.05	4/5
UI	4:09.56	4/12
Lin	4:11.6	4/5
SPU	4:14.7	3/22
LC	4:15.22	3/14
EWU	4:17.0	3/29
WU	4:17.13	3/8
OCE	4:17.2	3/14
PLU	4:18.8	3/15

2-MILE RELAY

SPU	9:43.0	4/5
WWU	9:44.0	4/5
Lin	9:58.89	3/8
Idaho	10:00.31	2/16
BSU	10:07.01	4/12
WU	10:08.2m	3/8
LC	10:24.0m	3/8

800 METER MEDLEY RELAY

UI	1:53.09	4/12
BSU	1:53.4	3/15
CWU	1:54.4	3/15
UPS	1:55.7	3/15
WU	1:58.35	3/8
SPU	1:58.8	3/15
GFC	1:59.26	3/8

PENTATHLON

Karen Maxwell	GFC	3242	3/1
Laurie Flagg	Lin	3004	4/2
Leslie Wickman	WU	2857	4/2
Suzanne Teurea	Lin	2251	4/2

DISCUS

*Cathy Wilson	SPU	148-11	3/22
*Jackie Degel	RMC	142-10	3/15
*Cindy Pettie	CWU	141-1	3/29
*Donna Regan	UI	135-10½	4/12
*Paula Nickerson	EWU	131-6½	4/12
*Diane McAnulty	BSU	129-5	4/5
*Teresa Groshong	Lin	128-6	4/5
*Ann Davis	WU	126-10	4/5
Jill Palmquist	CWU	122-0	4/12
Janet Bromson	LC	117-3	4/5
Shannon Joseph	SOSC	113-11	3/29
Theresa Church	WU	111-5	3/15
Sessions	RMC	110-2½	4/8

LONG JUMP

*Sandi Thomas	UI	18-8	3/29
*Christy Smith	WWU	18-4½	3/29
*Laurie Flagg	Lin	18-3¼	3/1
*Cindy Kauzlarie	UPS	18-0	3/29
*Alice Pleasant	CWU	17-10½	3/15
*Judy Wildey	UI	17-9	3/29
*Kim Ward	UI	17-6¼	2/16
*Sue Colvin	EWU	17-5½	3/29
Peggy Colvin	CWU	16-11¼	4/12
Wendy Swartz	BSU	16-11	3/1
Joyce Taylor	BSU	16-8½	4/12
Jacquie Williams	GFC	16-7¼	3/29
Wendy Malieh	WWU	16-7¼	3/15
Susie Caffee	PU	16-7¼	4/5

*-Regional Qualifying
i-Indoors

y-Non metric distance
m-Metric distance

e-Electronic timing

PENTATHLON 100m HURDLES

FLIGHT ONE		TIME	
LANE 1	Desiree Gauthier, CI	16.3	617
LANE 2	Lexie Miller, UO	14.8	770
LANE 3	Carina Westover, OSU	14.9	759
LANE 4	Esne Jensen, L&C	18.3	454

FLIGHT TWO			
LANE 1	Sally Harmon, UO	18.0	477
LANE 2	Sonja Pereboom, UW	16.2	626
LANE 3	Lynn Kinney, BF	15.4	705
LANE 4	Cindy Greiner, OSU	16.4	608

FLIGHT THREE			
LANE 1	Jeanne Borchardt, UO	16.3	617
LANE 2	Karen Maxwell, GF	15.7	675
LANE 3	Kari Easton, UO	18.2	462

TOTALS TO
THIS POINT,

PENTATHLON SHOT PUT

FLIGHT ONE -- 3 puts				1st	2nd	3rd
1170	1. Karen Maxwell, GF	POINTS 495		8.66	8.29	8.59
784	2. Kari EAston, UO	322		6.22	6.46	6.29
1193	3. Desirée Gauthier, CI	576		8.61	9.81	----
1305	4. Lexie Miller, UO	535		9.22	8.38	8.84
1326	5. Carina Westover, OSU	567		8.13	9.15	9.68
865	6. Esne Jensen, L&C	411		6.82	7.55	7.55
FLIGHT TWO -- 3 puts						
1101	1. Sally Harmon, UO	624		9.91	9.88	10.52
1073	2. Sonja Pereboom, UW	447		----	8.02	7.75
1444	3. Lynn Kinney, BF	739		12.33	11.57	11.69
1223	4. Cindy Greiner, OSU	615		-----	10.38	10.16
1127	5. Jeanne Borchardt, UO	510		8.86	8.87	----

PENTATHLON HIGH JUMP

Cindy Greiner, OSU	1.60	834	2057
Jeanne Borchardt, UO	1.60	834	1961
Karen Maxwell, GF	1.50 <i>4-11</i>	726	1896
Kari Easton, UO	1.63	865	1649
Desiree Gauthier, CI	1.60	834	2027
Lexie Miller, UO	1.60	834	2139
Carina Westover, OSU	1.73	964	2290
Esne Jensen, L&C	1.55	781	1646
Sally Harmon, UO	1.60	834	1935
Sonja Pereboom, UW	1.55	781	1854
Lynn Kinney, Big Foot	1.63	865	2309

PENTATHLON LONG JUMP

OTAL AFTER

ONG

UMP

FLIGHT ONE -- 3 jumps

1st

2nd

3rd

470	2	1. Sonja Pereboom, UW	4.63	4.68	4.75	616
-----	---	-----------------------	------	------	------	-----

954		2. Lynn Kinney, BF	4.83	4.83	4.87	645
-----	--	--------------------	------	------	------	-----

590	6	3. Cindy Greiner, OSU	4.42	4.42	-----	533
-----	---	-----------------------	------	------	-------	-----

697		4. Jeanne Borchardt, UO	5.25	5.12	4.77	736
-----	--	-------------------------	------	------	------	-----

494	4	5. Karen Maxwell, GF ^{5-4/4}	4.50	4.68	4.50	598
-----	---	---------------------------------------	------	------	------	-----

197	1	6. Kari Easton, UO	4.23	4.48	4.40	548
-----	---	--------------------	------	------	------	-----

FLIGHT TWO -- 3 jumps

699		1. Desiree Gauthier, CI	4.84	4.98	4.73	672
-----	--	-------------------------	------	------	------	-----

954		2. Lexie Miller, UO	5.46	5.46	5.59	815
-----	--	---------------------	------	------	------	-----

012		3. Carina Westover, OSU	5.06	4.92	5.19	722
-----	--	-------------------------	------	------	------	-----

207	2	4. Esne Jensen, L&C	4.29	4.45	4.53	561
-----	---	---------------------	------	------	------	-----

523	5	5. Sally Harmon, UO	4.64	4.50	4.45	588
-----	---	---------------------	------	------	------	-----

PENTATHLON 800m

HEAT ONE

1	Esne Jensen	<u>2:35.0</u>	619	2826	
2	Kari EAston	<u>2:31.5</u>	656	2853	
6	Sonja Pereboom	<u>2:45.8</u>	515	2985	
3	Karen Maxwell	<u>2:23.4</u>	748	3242	5th
5	Sally Harmon	<u>2:41.0</u>	559	3082	6th
4	Cindy Greiner	<u>2:25.2</u>	727	3317	4th

HEAT TWO

5	Lexie Miller	<u>2:23.1</u>	752	3706	1st
3	Lynn Kinney	<u>2:24.0</u>	741	3695	1st open
1	Jeanne Borchardt	<u>2:26.1</u>	716	3413	3rd
2	Desiree Gauthier	<u>2:26.8</u>	708	3407	2nd open
4	Carina Westover	<u>2:39.0</u>	579	3591	2nd

The Oregon State Pentathlon and Special Events meet

- Meet Records -

Pentathlon - 3418 by Sandy Huntley, OSU, 1979

100 hurdles - 15.8 Sandy Huntley, OSU
Karen Maxwell, George Fox

1980
Lexie Miller - U.O. 14.8

Shot Put - 38' 2½" (11.64 m) Sandy Huntley, OSU

Lynn Kinney - BF-12-33

High Jump - 5' 6" (1.67 m) Sandy Huntley, OSU

1.73 Carina Westover

Long Jump - 17' 2" (5.23 m) Wendy Limbaugh;
Oregon State Spikettes

Lexie Miller 5.59

800 m - 2:28.4 Karen Maxwell, George Fox

Discus - 139' 11" (42.64 m) Kathy Picknell Univ. of Ore.

Lynn Wimbler 50.6

Javelin - 155' 6" (47.40 m) Teri Cooper, OSU

47.92

Shot put - 44' 2" (13.46 m) Carrie Albano, Univ. of Ore.

15.33 Carol
Van Pelt
Sports West

10,000 m - 38:21.5 Brenda Cardin; OSU

Caroline Walker
35:44.1

5,000 m - New event in 1980.

Allison Snow
17:45.94

10,000 METERS

1. Bev Harger, LIN. _____
2. Carolyn Walker, Spikettes 35° 44:1 (1)
3. Jody Garrard, LIN. 41° 37 (3)
4. Denise Stohl, LIN 38° 44 (2)
5. Janet Keeney, LIN _____

5000 METERS

1. Liz Kiemele, LIN. _____
2. Anne Harry, OSU _____
3. Allison Snow, UO 17:45:94 (1)
4. Rachel Warga, Un. 18:37.05 (5)
5. Mary Hansen, OSU 17:54:00 (2)
6. ~~Joan Hopfenspringer~~, UO _____
7. Chris Leskovec, OSU _____
8. Joanne Lortie, OSU 18:10:04 (4)
9. ~~Eryn Forbes~~, UO _____
10. Irene Griffith, UO 17:59:96 (3)
11. Renee Dorjahn, UN. _____
12. Gayle Proudfoot, UN _____
13. Mimi Carlo, UN 18:42 (6)
14. ~~Lori Alzner~~, UO _____
15. Tammy Asher, LIN _____
16. ~~Tina Francario~~, UO _____

Caroline 35.44.01

4594

SHOT PUT

Place

1	Carol VanPelt, Sports West	15.33m
2	Nora Judd, OSU	12.34m
3	Lori Dresser, UO	12.11m
4	Kelly Buntjer, UO	11.46m
5	Joan Tavernia, OSU	11.17m
6	Tammy Nygren, OSU	10.99m

JAVELIN

<u>Place</u>		<u>1st</u>	<u>2nd</u>	<u>3rd</u>	<u>4th</u>	<u>5th</u>	<u>6th</u>
1	Teresa Cooper, OSU	47.92m	(44.95), (46.12), (47.92), (F), (Pass), (Pass)				
2	Deanna Carr, UW	47.36m	(47.36), (47.04), (F)	(F), (F), (F)			
3	Tonja Reigle, OSU	45.96m	(42.04), (45.96), (42.54), (44.08), (45.40), (45.63)				
4	Kitsy Hall, OSU	43.18m	(40.94), (42.33), (43.18), (F), (F), (Pass)				
5	Louise Jean-Marie, UO	41.03m	(F), (41.03), (34.06), (F), (F), (37.98)				
6	Lisha Lass, UO	38.57m	(38.57), (36.55), (F), (35.34), (32.62), (34.59)				
7	Lisa Vance, UO	37.59m	(36.39), (35.64), (37.59), (F), (37.25), (34.70)				

OSU BEAVER PREVIEW RELAYS

MARCH 8, 1980

CORVALLIS, OREGON

6400 Meter Relay (1600 x 4)

Cal. State-Hayward (Hester, Stoutt, Rieboldt, Castro)	20.38.9	(meet record & field record; old records 20:55.8, OSU, 1979)
Spokane CC	21.04.3	
Oregon	21.08.5	
Oregon State	21.10.16	
Mt. Hood C.C.	21.47.10	
Linfield		

400-meter Relay (100 x 4)

Oregon State (Gibson, Weston, Jordan, Pennington)	47.46
Oregon	48.04
George Fox	49.74
Spokane CC	49.76
Ca. State-Hayward	50.29
Willamette	52.28
Linfield	52.96
Titan Track Club	55.10

High Jump Relay

Oregon State (Tammy Collman 1.65 m. Sue Blake - 1.75 m. Carina Westover - 1.70 m.)	5.10 m 16' 8 3/4"	(meet record, old record 15-10, Oregon, 1979)
Oregon	16' 3"	
Willamette	14' 9 1/2"	
Spokane CC	14' 6 1/2"	
Linfield	14' 3 1/4"	
George Fox	14' 1/4"	

High Jump Relay cont.

Cal St-Hayward	13' 5 $\frac{1}{2}$ "
Lewis & Clark	5' $\frac{1}{4}$ "
Individual best:	
Sue Blake, OSU	5' 9"

400 Meter Shuttle Relay

Oregon (Costello, Stapleton, Borchardt, Cimmeyotti)	1:04.26
Oregon State	105.02
George Fox	1:09.38
Titan Track Club	1:11.59
Cal State-Hayward	1:05.24 - disqualified

Shot Put Relay

Oregon State (Joan Tavernia - 12.34 m Tammy Nygren - 11.15 m Nora Judd - 12.27 m.)	35.76 117' 4"
Oregon	35.53 116' 6.7"
Titan Track Club	33.50 109' 11"
Cal. St.-Hayward	33.44 109' 8 $\frac{1}{2}$ "
Spokane CC	33.20 108' 11"
Umpqua CC	31.3 102' 1 $\frac{1}{2}$ "
Mt. Hood CC	31.02 101' 9-3
Willamette	27.11 88' 11 $\frac{1}{4}$ "
Linfield	25.65 84' 1 $\frac{3}{4}$ "
George Fox	25.30 83'
Lewis & Clark	25.08 82' 3 $\frac{1}{2}$ "
Individual Best Kelly Buntjer, UO	12.41 m.

Javelin Relay

Oregon	137.85 m	(meet record, old record
(Patty Kearney 160' 2"	452' 3"	445 $\frac{1}{2}$, OSU, 1979)
Sally Harmon 153' 3"		
Louise Jean-Marie 138' 10"		

Oregon State	132.64
	435' 2"

Spokane CC	108.24
	355' 4"

Cal. State-Hayward	103.4
	339' 3"

Umpqua CC	92.11
	302' 6"

Linfield	79.83
	261' 11"

Willamette	62.18
	204'

Mt. Hood CC	41.38
	135' 9"

Titan Track Club	33.45
	109' 9"

Individual best:		(individual meet record, old
Terri Cooper, OSU	165' 10"	record 156' 7 $\frac{1}{4}$ " Terri Cooper,
		OSU, 1979)

800-meter Sprint Medley (100, 100, 200, 400)

Oregon	1:47.00
(Cimmiyotti, Walton,	
Costello, Warren)	

Oregon State	1:48.89
--------------	---------

Spokane CC	1:50.97
------------	---------

Cal. State-Hayward	1:56.54
--------------------	---------

Willamette	1:58.35
------------	---------

George Fox	1:59.26
------------	---------

5200-Meter Relay (800 x 4)

Oregon State	8:59.91
(Trom, Costello,	
Blaine, Weston)	

Cal. State-Hayward	9:30.19
--------------------	---------

3200-Meter Relay (800 x 4) cont.

Spokane CC	9:51.45
Titan Track Club	9:53.46
Linfield	9:58.89
Willamette	10:08.20
Lewis & Clark	10:24.00

800-Meter Relay (200 x 4)

Oregon State (Gibson, Fitzgerald, Pennington, Jordan)	1:42.13
Oregon	1:44.33
George Fox	1:46.50
Spokane CC	1:46.49
Cal. State-Hayward	1:51.05
Willamette	1:53.05
Titan Track Club	1:57.56
Lewis & Clark	1:58.20

Distance Medley (400, 800, 1200, 1600)

Oregon (Redditt, Warren, Francario, HopFens, Perger)	12:12.38
Mt. Hood CC	12:19.60
Spokane CC	12:25.18
Cal. State-Hayward	12:48.29
Oregon State	12:48.44
Linfield	13:32.20
Titan Track Club	13:47.10
Umpqua CC	15:16.40

1600-Meter Relay (400 x 4)

Oregon State (Wallace, Blaine, Jordan, Weston)	3:50.29	(meet record, old record 3:51.4, Oregon, 1979)
------------------------------------------------------	---------	---------------------------------------------------

Spokane CC	3:55.46
------------	---------

Oregon	4:04.06
--------	---------

George Fox	4:06.13
------------	---------

Titan Track Club.	4:11.69
-------------------	---------

Cal. State-Hayward	4:11.86
--------------------	---------

Linfield	4:14.19
----------	---------

Willamette	4:17.13
------------	---------

Lewis & Clark	4:17.15
---------------	---------

Discus Relay

Oregon (Kathy Picknell - 39.60 m. Mary Stevenson - 45.53 m. Lori Dresser - 38.37 m.)	123.50 405' 2"	(meet record, old record 404' 8", Oregon, 1979)
-----------------------------------------------------------------------------------------------	-------------------	----------------------------------------------------

Cal. State-Hayward	108.26 354' 11 3/4"
--------------------	------------------------

Oregon State	104.97 344' 4 3/4"
--------------	-----------------------

Titan Track Club	104.14 344" 11 1/2"
------------------	------------------------

Mt. Hood CC	97.44 321' 1/4"
-------------	--------------------

Spokane CC	89.60 293' 11 1/2"
------------	-----------------------

Willamette	66.84 219' 3 1/2"
------------	----------------------

Unattached	46.53 152' 8"
------------	------------------

Linfield	35.69 117' 1"
----------	------------------

Umpqua CC	32.42 106' 4.8"
-----------	--------------------

Individual best: Lisha Lass, unattached	46.53 152' 8"	(meet record, old record 141' 1" Picknell, Oregon, 1979)
--------------------------------------------	------------------	-------------------------------------------------------------

Long Jump Relay

Oregon State	16.00	(meet record, old record
Sylvia Green - 5.01 m.	52' 6"	52' 5 3/4", Montana St, 1979)
Carina Westover - 5.27 m.		
Colleen Gibson - 5.72 m.)		
Oregon	15.82	
	51' 10 3/4"	
Spokane CC	15.04	
	49' 4 1/4"	
Cal. State-Hayward	15.03	
	49' 3 3/4"	
Linfield	14.10	
	46' 3 1/4 "	
George Fox	13.05	
	42' 9 3/4"	
Willamette	8.65	
	28' 4 1/2 "	
Individual best:		(meet record, old record 18' 4"
Colleen Gibson, OSU	18' 9 1/4"	Heintz, Montana State, 1979)

TEAMS

Oregon State	106
Oregon	102
Spokane CC	62
Cal. State-Hayward	51
Titan Track Club	26
George Fox	25
Mt. Hood CC	12
Willamette	11
Linfield	9
Umpqua CC	8

OSU BEAVER PREVIEW RELAYS

MAR. 8. 1980

CORVALLIS, ORE.

6400-meter relay (1600 x 4)--(1) Cal. State-Hayward (Hester, Stoutt, Rieboldt, Castro), 20:38.9 (meet record & field record; old records 20:55.8, Oregon State, 1979); (2) Spokane CC 21:04.3 (3) Oregon 21:08.5; (4) Oregon State 21:10.16; (5) Mt. Hood CC 21:47.10; (6) Linfield.

400-meter relay (100 x 4)--(1) Oregon State (Gibson, Weston, Jordan, Pennington) 47.46; (2) Oregon 48.04; (3) George Fox 49.74; (4) Spokane CC 49.76 (5) Cal. State-Hayward, 50.29; (6) Willamette 52.28; (7) Linfield 52.96; (8) Titan Track Club 55.10.

High Jump Relay--Oregon State (Collman, Blake Westover), 16-8-3/4; (meet record, old record 15-10, Oregon, 1979); (2) Oregon 16-3; (3) Willamette 14-9-1/2; (4) Spokane CC 14-6-1/2; (5) Linfield 14-3-1/4; (6) George Fox 14-0-1/4. ; (7) Cal.St.-Hayward 13-5-1/2; (8) Lewis & Clark 15-1/4. Individual best: Sue Blake, OSU, 5-9.

400-meter shuttle relay--(1) Oregon (Costello, Stapleton, Borchardt, Cimmiyotti), 1:04.26; (2) Oregon State 1:05.02; (3) George Fox 1:09.38; (4) Titan Track Club 1:11.59. Cal. State-Hayward, 1:05.24-disqualified.

Shot Put Relay--(1) Oregon State (Tavernia, Nygren, Judd) 35.76 (117-40); (2) Oregon 35.53 (116-6.7); (3) Titan Track Club 33.50 (109-11); (4) Cal. St.-Hayward 33.44 (109-8-1/2) (5) Spokane CC 33.20 (108-11); (6) Umpqua CC 31.3 (102-1-1/2) (7) Mt. Hood CC 31.02 (101-9-8) Willamette 27.11 (88-11-1/4); (9) Linfield 25.65 (84-1-3/4); (10) George Fox 25.30 (83-0) (11) Lewis & Clark 25.08 (82-3-1/2); Individual Best: Joan Tavernia, OSU, 40-5-3/4.

Javelin Relay--(1) Oregon (Kearney, Harmon, Jean-Marie), 137.85 (452-3); (meet record, old record 445-1/2, Oregon State, 1979); (2) Oregon State 132.64 (435-2); (3) Spokane CC 108.24 (355-4); (4) Cal. State-Hayward 103.4 (339-3); (5) Umpqua CC 92.11 (302-6); (6) Linfield 79.83 (261-11); (7) Willamette 62.18 (204-0); (8) Mt. Hood CC 41.38 (135-9); (9) Titan Track Club 33.45 (109-9). Individual best Terri Cooper, OSU, 165-10 (individual meet record, old record 156-7-1/4, Terri Cooper, OSU, 1979.

800-meter Sprint Medley (100, 100, 200, 400)--(1) Oregon (Cimmiyotti, Walton, Costello, Warren), 1:47.00; (2) Oregon State 1:48.89; (3) Spokane CC 1:50.97 (4) Cal. State-Hayward 1:56.54; (5) Willamette 1:58.35; (6) George Fox 1:59.26.

3200-meter relay (800 X 4)--Oregon State (Trom, Costello, Blaine, Weston), 8:59.91; (2) Cal. State-Hayward, 9:30.19; (3) Spokane CC 9:51.45; (4) Titan Track Club 9:53.46; (5) Linfield 9:58.89; (6) Willamette 10:08.20; (7) Lewis & Clark 10:24.00.

800-meter Relay (200 x 4)--(1) Oregon State (Gibson, Fitzgerald, Pennington, Jordan) 1:42.13; (2) Oregon 1:44.33; (3) George Fox 1:46.50; (4) Spokane CC 1:46.49; (5) Cal. State-Hayward 1:51.05; (6) Willamette 1:53.05; (7) Titan Track Club 1:57.56 (8) Lewis & Clark 1:58.20.

Distance Medley (400, 800, 1200, 1600)--(1) Oregon (Redditt, Warren, Francario, HopFens Perger) 12:12.38 (meet record & field record, old record 13:05.88, Oregon State, 1979); (2) Mt. Hood CC 12:19.60; (3) Spokane CC 12:25.18; (4) Cal. State-Hayward 12:48.29; (5) Oregon State 12:48.44; (6) Linfield 13:32.20; (7) Titan Track Club 13:47.10; (8) Umpqua CC 15:16.40.

-more-

OSU BEAVER PREVIEW RELAYS -2-2-2-2-2

1600-meter Relay (400 x 4)--(1) Oregon State (Wallace, Blaine, Jordan, Weston) 3:50.29 (meet record, old record 3:51.4, Oregon 1979); (2) Spokane CC 3:55.46; (3) Oregon 4:04.06; (4) George Fox 4:06.13; (5) Titan Track Club 4:11.69; (6) Cal. State-Hayward 4:11.86; (7) Linfield 4:14.19; (8) Willamette 4:17.13; (9) Lewis & Clark 4:17.15.

Discus Relay--(1) Oregon (Picknell, Stevenson, Dresser) 123.50 (405-2) (meet record, old record 404-8, Oregon, 1979); (2) Cal. State-Hayward 108.26 (354-11-3/4); (3) Oregon State 104.97 (344-4-3/4); (4) Titan Track Club 104.14 (344-11-1/2); (5) Mt. Hood CC 97.44 (321-0-1/4); (6) Spokane CC 89.60 (293-11-1/2); (7) Willamette 66.84 (219-3-1/2); (8) Unattached 46.53 (152-8); (9) Linfield 35.69 (117-1); (10) Umpqua CC 32.42 (106-4.8). Individual best: Lisha Lass, unattached, 46.53 (152-8) (meet record, old record 141-1, Picknell, Oregon, 1979).

Long Jump Relay--(1) Oregon State (Green, Gibson, Westover), 16.00 (52-6) (meet record, old record 52-5-3/4, Montana State, 1979); (2) Oregon 15.82 (51-10 3/4); (3) Spokane CC 15.04 (49-4-1/4); (4) Cal. State-Hayward 15.03 (49-3-3/4); (5) Linfield 14.10 (46-3-1/4); (6) George Fox 13.05 (42-9-3/4); (7) Willamette 8.65 (28-4-1/2). Individual best: Colleen Gibson, OSU, 18-9-1/4 (meet record, old record 18-4, Heintz, Montana State, 1979).

TEAMS--Oregon State 106; Oregon 102; Spokane CC 62; Cal. State-Hayward 51; Titan Track Club 26; George Fox 25; Mt. Hood CC 12; Willamette 11; Linfield 9; Umpqua CC 8.

#####

OSU BEAVER PREVIEW RELAYS

MAR. 8. 1980

CORVALLIS, ORE.

6400-meter relay (1600 x 4)--(1) Cal. State-Hayward (Hester, Stoutt, Rieboldt, Castr
20:38.9 (meet record & field record; old records 20:55.8, Oregon State, 1979); (2) S
CC 21:04.3 (3) Oregon 21:08.5; (4) Oregon State 21:10.16; (5) Mt. Hood CC 21:47.10;
(6) Linfield.

400-meter relay (100 x 4)--(1) Oregon State (Gibson, Weston, Jordan, Pennington) 47.
(2) Oregon 48.04; (3) George Fox 49.74; (4) Spokane CC 49.76 (5) Cal. State-Hayward
50.29; (6) Willamette 52.28; (7) Linfield 52.96; (8) Titan Track Club 55.10.

High Jump Relay--Oregon State (Collman, Blake Westover), 16-8-3/4; (meet record, old
record 15-10, Oregon, 1979); (2) Oregon 16-3; (3) Willamette 14-9-1/2; (4) Spokane Cl
14-6-1/2; (5) Linfield 14-3-1/4; (6) George Fox 14-0-1/4. ; (7) Cal.St.-Hayward 13-5-
(8) Lewis & Clark 15-1/4. Individual best: Sue Blake, OSU, 5-9.

400-meter shuttle relay--(1) Oregon (Costello, Stapleton, Borchardt, Cimmiyotti), 1:1
(2) Oregon State 1:05.02; (3) George Fox 1:09.38; (4) Titan Track Club 1:11.59. Cal.
State-Hayward, 1:05.24-disqualified.

Shot Put Relay--(1) Oregon State (Tavernia, Nygren, Judd) 35.76 (117-40); (2) Oregon
35.53 (116-6.7); (3) Titan Track Club 33.50 (109-11); (4) Cal. St.-Hayward 33.44 (109-
(5) Spokane CC 33.20 (108-11); (6) Umpqua CC 31.3 (102-1-1/2) (7) Mt. Hood CC 31.02 (1
(8) Willamette 27.11 (88-11-1/4); (9) Linfield 25.65 (84-1-3/4); (10) George Fox 25.30
(11) Lewis & Clark 25.08 (82-3-1/2); Individual Best: Joan Tavernia, OSU, 40-5-3/4.

Javelin Relay--(1) Oregon (Kearney, Harmon, Jean-Marie), 137.85 (452-3); (meet record
old record 445-1/2, Oregon State, 1979); (2) Oregon State 132.64 (435-2); (3) Spokane
CC 108.24 (355-4); (4) Cal. State-Hayward 103.4 (339-3); (5) Umpqua CC 92.11 (302-6);
(6) Linfield 79.83 (261-11); (7) Willamette 62.18 (204-0); (8) Mt. Hood CC 41.38 (135-
(9) Titan Track Club 33.45 (109-9). Individual best Terri Cooper, OSU, 165-10 (indivi
meet record, old record 156-7-1/4, Terri Cooper, OSU, 1979.

800-meter Sprint Medley (100, 100, 200, 400)--(1) Oregon (Cimmiyotti, Walton, Costell
Warren), 1:47.00; (2) Oregon State 1:48.89; (3) Spokane CC 1:50.97 (4) Cal. State-
Hayward 1:56.54; (5) Willamette 1:58.35; (6) George Fox 1:59.26.

3200-meter relay (800 X 4)--Oregon State (Trom, Costello, Blaine, Weston), 8:59.91;
(2) Cal. State-Hayward, 9:30.19; (3) Spokane CC 9:51.45; (4) Titan Track Club 9:53.46
(5) Linfield 9:58.89; (6) Willamette 10:08.20; (7) Lewis & Clark 10:24.00.

800-meter Relay (200 x 4)--(1) Oregon State (Gibson, Fitzgerald, Pennington, Jordan)
1:42.13; (2) Oregon 1:44.33; (3) George Fox 1:46.50; (4) Spokane CC 1:46.49; (5)
Cal. State-Hayward 1:51.05; (6) Willamette 1:53.05; (7) Titan Track Club 1:57.56
(8) Lewis & Clark 1:58.20.

Distance Medley (400, 800, 1200, 1600)--(1) Oregon (Redditt, Warren, Francario, HopFe
Perger) 12:12.38 (meet record & field record, old record 13:05.88, Oregon State, 1979
(2) Mt. Hood CC 12:19.60; (3) Spokane CC 12:25.18; (4) Cal. State-Hayward 12:48.29;
(5) Oregon State 12:48.44; (6) Linfield 13:32.20; (7) Titan Track Club 13:47.10; (8)
qua CC 15:16.40.

-more-

OSU BEAVER PREVIEW RELAYS -2-2-2-2-2-2

1600-meter Relay (400 x 4)--(1) Oregon State (Wallace, Blaine, Jordan, Weston) 3:50.29 (meet record, old record 3:51.4, Oregon 1979); (2) Spokane CC 3:55.46; (3) Oregon 4:04.06; (4) George Fox 4:06.13; (5) Titan Track Club 4:11.69; (6) Cal. State-Hayward 4:11.86; (7) Linfield 4:14.19; (8) Willamette 4:17.13; (9) Lewis & Clark 4:17.15.

Discus Relay--(1) Oregon (Picknell, Stevenson, Dresser) 123.50 (405-2) (meet record, old record 404-8, Oregon, 1979); (2) Cal. State-Hayward 108.26 (354-11-3/4); (3) Oregon State 104.97 (344-4-3/4); (4) Titan Track Club 104.14 (344-11-1/2); (5) Mt. Hood CC 97.44 (321-0-1/4); (6) Spokane CC 89.60 (293-11-1/2); (7) Willamette 66.84 (219-3-1/2); (8) Unattached 46.53 (152-8); (9) Linfield 35.69 (117-1); (10) Umpqua CC 32.42 (106-4.8). Individual best: Lisha Lass, unattached, 46.53 (152-8) (meet record, old record 141-1, Picknell, Oregon, 1979).

Long Jump Relay--(1) Oregon State (Green, Gibson, Westover), 16.00 (52-6) (meet record, old record 52-5-3/4, Montana State, 1979); (2) Oregon 15.82 (51-10 3/4); (3) Spokane CC 15.04 (49-4-1/4); (4) Cal. State-Hayward 15.03 (49-3-3/4); (5) Linfield 14.10 (46-3-1/4); (6) George Fox 13.05 (42-9-3/4); (7) Willamette 8.65 (28-4-1/2). Individual best: Colleen Gibson, OSU, 18-9-1/4 (meet record, old record 18-4, Heintz, Montana State, 1979).

TEAMS--Oregon State 106; Oregon 102; Spokane CC 62; Cal. State-Hayward 51; Titan Track Club 26; George Fox 25; Mt. Hood CC 12; Willamette 11; Linfield 9; Umpqua CC 8.

#####

GEORGE FOX COLLEGE/UNIVERSITY OF PUGET SOUND DUAL MEET
Newberg, Oregon
March 29, 1980

EVENT	PLACE-NAME	SCHOOL	TIME-DISTANCE	POINTS	UPS	GFC
HIGH JUMP	1st-Sandra Burns	GFC	4'8"	5		
	2nd-Karen Maxwell	GFC	4'6"	3		
	3rd-Jacque Williams	GFC	4'6"	1	0/0	9/9
SHOT	1st-Rachel Hampton	GFC	30'4"	5		
	2nd-Karen Maxwell	GFC	27'1"	3		
	3rd-Jody Hawkins	GFC	26'6½"	1	0/0	9/18
400m RELAY	1st-Davis, Maxwell Williams, Dennis	GFC	50.0	5		
	2nd-Waters, Hopwood Kight, Kauzlaric	UPS	54.7	0	0/0	5/23
JAVELIN	1st-Tiny Stephenson	GFC	73'1"	5	0/0	5/28
100m HH	1st-Karen Maxwell	GFC	15:6	5		
	2nd-Sandra Burns	GFC	16:4	3	0/0	8/36
DISCUS	1st-Rachel Hampton	GFC	104'11"	5		
	2nd-Jody Hawkins	GFC	80'3"	3		
	3rd-Dee Hopwood	UPS	45'10"	1	1/1	8/44
1500m RUN	1st-Cindy Peter	UPS	5:12.6	5		
	2nd-Helen Loutsis	UPS	5:49.8	3	8/9	0/44
LONG JUMP	1st-Cindy Kauzlaric	UPS	18'	5		
	2nd-Jacque Williams	GFC	16'7 3/4"	3		
	3rd-Dee Hopwood	UPS	15'¼"	1	6/15	3/47
300m DASH	1st-Shavon Dennis	GFC	59:5	5		
	2nd-LaDonna House	GFC	66:6	3		
	3rd-Julie Kight	UPS	68:2	1	1/16	8/55
100m DASH	1st-Jacque Davis	GFC	12:7	5		
	2nd-Cindy Kauzlaric	UPS	13:0	3		
	3rd-Jacque Williams	GFC	13:5	1	3/19	6/61

800m RUN	1st-Cindy Peter	UPS	2:35.7	5	3/27	0/61
	2nd-Helen Loutsis	UPS	2:59.8	3		
400m IH	1st-Karen Maxwell	GFC	1:08.7	5	3/30	6/67
	2nd-Debbie Ocken	UPS	1:11.5	3		
	3rd-Saundra Burns	GFC	1:15.8	1		
200m DASH	1st-Shavon Dennis	GFC	25:8	5	1/31	8/75
	2nd-Jacque Davis	GFC	27:3	3		
	3rd-Cindy Kauzlaric	UPS	27:4	1		
800 RUN	1st-Angela French	UPS	18:43.7	5	8/39	0/75
	2nd-Jo Geissler	UPS	20:28.9	3		
600m RELAY	1st-Burns, Maxwell	GFC	4:13	5	0/39	5/80
	Dennis, Williams					
	2nd-Peter, Oliver	UPS	4:34.4	0		
Kight, Ocken						

OR-CAL RESULTS 1980

EVENT	Name:	School	Pts.	Effort
High Jump	1 Kathy Winterbotham	SDSC	10	5'2"
	2 Barb Smith	OCE	8	5'1"
	3 Stasia Allen	Humboldt	6	4'10"
	4 Kathy Allen	SDSC	4	4'8"
	5 Karen Maxwell	GFC	2	4'8"
	6			
Javelin Shot Put	1 Sheryl Ward	OCE	10	36' 1/2"
	2 Ivanzina Zuniga	Humboldt	8	35' 1/4"
	3 Lynette Phillips	GFC	6	33' 10"
	4 Sue Loughtin	OCE	4	33' 1 1/4"
	5 Shannon Joseph	SDSC	2	29' 10"
	6 Rachel Hampton	GFC	1	29' 5 1/2"
Shot Javelin	1 Sue Loughtin	OCE	10	131' 11.6"
	2 Shannon Joseph	SDSC	8	114' 0.1"
	3 Kathy Winterbotham	SDSC	6	111' 10.5"
	4 Lynette Phillips	GFC	4	99' 3"
	5 Pam Weaver	OCE	2	82' 5"
	6 Jody Hawkins	GFC	1	80' 8"
2 Mile Rly	1 Humboldt State	Humboldt	10	10:47.9
	2			
	3			
	4			
	5			
	6			
440 Rly	1 George Fox		10	50.73
	2 OCE		8	51.86
	3 Humboldt		6	52.19
	4 SDSC		4	55.5
	5			
	6			
1500 M	1 Marie Dehart	OCE	10	4:58.4
	2 Shelle Moskovich	Humboldt	8	4:59.1
	3 Eileen McDougal	GFC	6	5:02.9
	4 Michelle Lemay	OCE	4	5:08.8
	5 Kathy Allen	SDSC	2	5:10.4
	6 Nancy Pannel	Humboldt	1	5:10.5
100 M Hrd	1 Karen Maxwell	GFC	10	15:52
	2 Stasia Allen	Humboldt	8	16.03
	3 Kathy Selburg	OCE	6	16.70
	4 Denise Thomas	OCE	4	17.35
	5 Sandra Burns	GFC	2	17.50
	6 Kelly Clawson	OCE	1	19.50
Long Jmp	1 Kathy Selberg	OCE	10	16' 0
	2 Jacqui Williams	GFC	8	16' 0
	3 Stasia Allen	Humboldt	6	15' 9 1/2"
	4 Gwen Turner	OCE	4	15' 2"
	5 Kathy Allen	SDSC	2	14' 11"
	6 Karen Maxwell	GFC	1	14' 10 1/2"

	2	Ivanzina Zuniga	Humboldt	8	1:07' 1/2"
	3	Rachel Hampton	GFC	6	58' 1 1/2"
	4	Jody Hawkins	GFC	4	52'
	5	Nancy Ingles	Humboldt	5	69'
	6	Nancy Wilson	Humboldt	1	67' 1/4"
400 M	1	Shawon ^{Denise} Dennis	GFC	10	59.98
	2	Lori Haggerty	Humboldt	8	1:02.38
	3	LaDanna House	GFC	6	1:03.33
	4	Dolores Adams	Humboldt	2	1:08.70
	5				
	6				
100 M	1	Jacque Davis	GFC	10	12.75
	2	Karen Costello	Humboldt	8	13.16
	3	Susie Halliday	OCE	6	13.16
	4	Jacque Williams	GFC	4	13.25
	5	Kathy Gowers	GFC	2	13.25
	6	Kathy Ford	SOSC	1	13.61
800 M	1	Mahe Dehart	Humboldt	10	2:26.26
	2	Kathy Allen	SOSC	8	2:35.89
	3	Muneez Alcorn	Humboldt	6	2:36.56
	4	Kathy Gregoren	Humboldt	4	2:43.05
	5	Joan Van Vleet	SOSC	2	3:07.9
	6				
400 M Hrd	1	Karen Maxwell	GFC	10	1:07.5
	2	Denise Thomas	OCE	8	1:09.76
	3	Kate Sentic	Humboldt	6	1:10.86
	4	Saundre Burns	GFC	4	1:13.8
	5				
	6				
200 M	1	Denise Shawon	GFC	10	25.52
	2	Karen Costello	Humboldt	8	26.33
	3	Jacque Davis	GFC	6	26.43
	4	Susie Halliday	OCE	4	27.00
	5	Fritz Verling	OCE	2	27.93
	6	Kathy Ford	SOSC	1	28.20
3000 M	1	Shiela Maskovich	Humboldt	10	10:53.2
	2	Dolores Adams	Humboldt	8	11:25.59
	3	Bridget Cooke	OCE	6	11:38.16
	4	Nancy Pennel	Humboldt	4	11:44.40
	5				
	6				
Mile only	1	George Fox	GFC	10	4:12.5
	2	OCE	OCE	8	4:18.85
	3	SOSC	SOSC	6	5:01.39
	4				
10,000 m	1	George Fox	GFC	10	4:12.5
	2	OCE	OCE	8	4:18.85
	3	SOSC	SOSC	6	5:01.39
	4				
TEAM TOTALS		SOSC	GEORGE FOX	HUMBOLDT STATE	OCE
		66	143	120	125

ORE-CAL-NEV- INVITATIONAL
Southern Oregon State College
Fuller Field

April 5, 1980

Time Schedule

12:30	High Jump
	Javelin
	Shot Put
	2 Mile Relay
1:00	440 Relay
1:20	1500 m.
1:30	100 m. Hurdles
1:45	Long Jump
	Discus
	400 m.
2:00	100 m.
2:15	800 m.
2:30	400 m. Hurdles
2:45	200 m.
3:00	3000 m.
3:35	1 Mile Relay
3:45	10,000 m.

Teams staying over should contact motels well in advance. Many are booked for the Shakespearean plays.
Motel list enclosed.

Carnal Insley
Women's Track Coach
482-6236

OR-CAI. HEAT AND LANE ASSIGNMENTS

High Jump:	1.	Winterbotham, Cathy	SOSC	5'2"
	2.	Smith, Barb	OCE	5'1 1/2"
	3.	Allen, Stasia	HUM	5'3 3/4"
	4.	Maxwell, Karen	G.F.	4'10"
	5.	Williams, Jacque	G.F.	4'10"
	6.	Burns, Sandra		4'10"

Javelin:	1.	Winterbotham, Cathy	SOSC	118
	2.	Joseph, Shannon	SOSC	117
	3.	Laughlin, Sue	OCE	117
	4.	Phillips, Lynette	G.F.	105
	5.	Weaver, Pam	OCE	96
	6.	Wilson, Nancy	HUM	95
	7.	Hawkins, Jody	G.F.	85
	8.	Stephenson, Tina	G.F.	80

SHOTPUT:	1.	Ward, Sheryl	OCE	37'2"
	2.	Phillips, Lynette	G.F.	35'9"
	3.	Laughlin, Sue	OCE	34'5"
	4.	Luniga, Ivanzina	HUM	33'
	5.	Hampton, Rachel	G.F.	30'4"
	6.	Jackman, Julie	OCE	28'6"
	7.	Hawkins, Jody	G.F.	26'
	8.	Ingles, Nancy	HUM	24'
	9.	Sackett, Kelly	HUM	21'
	10.	Joseph, Shannon	SOSC	ND

2 Mile Relay:

Humboldt State (only entry)

				Lanes
440 Relay:	1.	George Fox	49.74	1
	2.	OCE	55.29	2
	3.	SOSC	59.00	3
	4.	Humboldt	NT	4

				Lanes	
1500 Meter:	1.	McDougal, Eileen	G.F.	4.59	2
	2.	Dshart, Marie	OCE	5.02	5
	3.	Cooke, Bridget	OCE	5.08	7
	4.	Moskovich, Sheila	HUM	5.10	1
	5.	LeMay, Michelle	OCE	5.12	3
	6.	Allen, Kathy	SOSC	5.14	6
	7.	Pannell, Nancy	HUM	5.20	4
	8.	Breggren, Kathy	HUM	5.30	8
	9.	Sullivan, Pauline	SOSC	6.10	9

100 Meter

				Lanes	
Hurdles:	1.	Maxwell, Karen	G.F.	15.6	8
	2.	Burns, Sandra	G.F.	16.4	5
	3.	Allen, Stasia	HUM	16.5	3
	4.	Williams, Jacque	G.F.	17.0	2
	5.	Thomas, Denise	OCE	17.1	7
	6.	Johnson, Leslie	HUM	18.3	6
	7.	Clawson, Kelly	OCE	20.1	4

LONG JUMP:	1.	Williams, Jacque	G.F.	16'73/4"
------------	----	------------------	------	----------

LONG JUMP (CONT'D)

2.	Tumey, Gwen	OCE	16'2"
3.	Maxwell, Karen	G.F.	16'
4.	Allen, Kathy	SOSC	16'
5.	Buchanan, Carrie	OCE	16'
6.	Johnson, Leslie	HUM	14'6 $\frac{1}{2}$ "
7.	Stacy, Adhede	HUM	14'1$\frac{1}{2}$"
8.	McClaren, Shawna	G.F.	13'5"
9.	Selberg, Kathy	OCE	N/D

DISCUS:	1.	Joseph, Shannon	SOSC	114'
	2.	Hampton, Rachel	G.F.	104'11"
	3.	Zuniga, Ivezina	HUM	98'
	4.	Willson, Nancy	HUM	95'
	5.	Ingles, Nancy	HUM	93'
	6.	Sackett, Lelly	HUM	92'
	7.	Hawkins, Jody	G.F.	80'3"
	8.	Ward, Sheryl	OCE	76'1"
	9.	Jackman, Julie	OCE	73'5 $\frac{1}{2}$ "

400 Meters:

<u>HEAT ONE</u>				Lanes
1.	Dennis Shavon	G.F.	57.5	1
2.	Ford, Kathy	SOSC	61.0	4
3.	Haggerty Lori	HUM	63.1	2
4.	Costello, Karen	HUM	63.1	5
5.	House, LaDonna	G.F.	64.0	3
<u>HEAT TWO</u>				
1.	Adams, Dolores	HUM	65.0	4
2.	Thomas, Denise	OCE	66.0	5
3.	Alcorn, Munees	HUM	66.5	2
4.	Selberg, Kathy	HUM	N/T	1
5.	Van Vleet, Joan	SOSC	80.6	3

<u>100 Meters:</u>					Lanes
5	1.	Davis, Jacque	G.F.	12.7	3
1	2.	Costello, Karen	HUM	12.95	5
9	3.	Ford, Kathy	SOSC	12.9	4
	4.	Haggerty, Lori	HUM	13.0	2
	5.	Peacock, Michelle	HUM	13.1	7
6	6.	Halliday, Susie	OCE	13.4	6
4	7.	Williams, Jacque	G.F.	13.4	8
<u>SECOND HEAT</u>					
7	1.	Bowersox, Cathy	G.F.	13.5	7
3	2.	Mansfield, Deedee	OCE	13.7	2
	3.	Buchanan, Carrie	OCE	13.7	5
8	4.	Graham, Kathy	SOSC	14.8	4
2	5.	Harris, Jeannine	SOSC	15.4	3
	6.	Selberg, Kathy	OCE	n/t	8

3

Lanes

800 Meters:	1. Dehart, Marie	OCE	2.21	5
	2. McDougall, Mileen	G.F.	2.29	3
	3. Allen, Kathy	SOSC	2.33	2
	4. Alcorn, Munciea	HUM	2.34	4
	5. Braggren, Kathy	HUM	2.39	1
	6. VanVlack, Joan	SOSC	N/T	6

400 Meters:	(Hurdles)			
	1. Maxwell, Karen	G.F.	68.7	2
	2. Santich, Kate	HUM	69.5	4
	3. Burns, Sandra	G.F.	77.8	3
	4. Thomas, Denise	OCE	N/T	5

200 Meters:	<u>FIRST HEAT</u>			Lanes
-------------	-------------------	--	--	-------

	1. Shavon, Denise	G.F.		3
	2. Ford, Kathy	SOSC		5
	3. Davis, Jacque	G.F.		2
	4. Costello, Karen	HUM		4
	5. Peacock, Michelle	HUM		6
	6. SUSIE Halladay			

SECOND HEAT

	1. Winkle, Vonda	G.F.	28.0	4
	2. Johnson, Leslie	HUM	28.1	3
	3. Verling, Fritz	OCE	28.5	6
	4. Graham, Kathy	SOSC	31.0	2
	5. Harris, Jeannine	SOSC	33.0	5

3000 Meters:	1. Cooke, Bridget	OCE	10.50	Lanes 1
	2. Pennell, Nancy	HUM	11.22	2
	3. LeMay, Michelle	OCE	11.24	3
	4. Adams, Delores	HUM	11.51	6
	5. Braggren, Kathy	HUM	12.00	5
	6. Broadsword, Dawn	SOSC	N/T	4

10156 MASCOVITCH →

Mile Relay:	George Fox	4.06	Lane 1
	OCE	4.24	Lane 2
	SOSC	4.40	Lane 3

10,000 Meter: HUMBOLDT WOULD LIKE TO RUN IF ANYONE ELSE WILL ENTER

event - 5-3-2-1
 relay 5-3-2-0

GFC - LIN - PLU - OCE
 APRIL 12, 1980

warm, sunny

EVENT	FIRST	SECOND	THIRD	FOURTH	5TH	6TH	7TH
DISCUS	Teresa Groshung ^{124'9"} Lin	Hampton ^{92'3"} GFC	D. Budiselich ^{86'11"} PLU	Hawkins ^{82'8"} GFC	4	5	2
4x100 Relay	GFC 49.6	Lin 51.2	PLU 51.3	OCE 51.5	5	3	2
-10,000 m-	Jody Garrard ^{42.5} Lin	Bev Harger ^{42.05} Lin			0	8	0
High Jump	Barb Smith ^{5'0"} OCE	Lori Flagg ^{5'0"} Lin	Karen Maxwell ^{4'10"} GFC	Sandra Burns ^{46"} GFC	3	3	0
1500 m	Suzanne Tourea ^{4:55.2} Lin	Debbie Tri ^{5:05.5} PLU	Eileen McDougal ^{5:08.9} GFC	Michelle LeMay ^{5:20.8} OCE	2	5	3
Long Jump	Flagg ^{18'4"} Lin	Selberg ^{17'1 1/2"} OCE	Williams ^{16'8 1/2"} GFC	Maxwell ^{16'3"} GFC	3	5	0
100 m Hurdle	K. Maxwell ^{15.2} GFC	S. Burns ^{16.4} GFC	K. Selberg ^{16.7} OCE	Denise Thomas ^{17.9} OCE	8	0	0
400 m	Shavon Dennis ^{58.2} GFC	La Donna House ^{1:02.3} GFC	Brenda Rom ^{1:02.5} PLU	Lori Johanson ^{1:02.7} PLU	8	0	3
100 m	Jana Olson ^{12.5} PLU	Davis ^{12.6} GFC	Jacquie Williams ^{13.1} GFC	Halliday ^{13.2} OCE	5	0	5
Shot Put	Ward ^{36'11 1/2"} OCE	Groshung ^{36'6"} Lin	Buskala ^{34'6"} Lin	Phillips ^{34'2 1/2"} GFC	1	5	0
800 m	Carolyn Gore ^{2:17.2} Lin	Monica Johnson ^{2:28.2} PLU	Lisa Corwin ^{2:31.3} PLU	Eileen McDougal ^{2:34.4} GFC	1	5	5
400 m Hurdle	Karen Maxwell ^{1:06.6} GFC	Sandra Burns ^{1:07.1} GFC	Denise Thomas ^{1:12.2} OCE	Heather Jahr ^{1:14.8} PLU	8	0	1
200 m	Shavon Dennis ^{25.6} GFC	Jacque Davis ^{26.5} GFC	Janna Olson ^{26.6} PLU	Christie Mixson ^{27.6} PLU	8	0	3
3000 m	Janet Keeney ^{10:44.0} Lin	Diane Johnson ^{10:57.1} PLU	Cisca Wery ^{11:03.0} PLU	Tammy Asm. ^{11:23.6} Lin	0	6	5
Javelin	Laughlin ^{119'1 1/2"} OCE	Phillips ^{104'6"} GFC	Harger ^{99'10"} Lin	Viebrock ^{96"} PLU	2	3	1
4x400 Relay	George Fox ^{4:09.0}	Finfield ^{4:15.8}	PLU 4:17.5		5	3	2
TOTAL					61	52	32

WCIC TRACK AND FIELD CHAMPIONSHIPS

APRIL 16, 1980

Newberg, Oregon

OFFICIAL STATISTICS

400 METER RELAY

1. GEORGE FOX (Davis, Maxwell, Williams, Dennis) 49.4
2. LINFIELD (Wishart, English, Gore, Flagg) 51.6
3. WILLAMETTE (Johnson, Rue, Reinisch, Stewart) 52.0
4. PLU (Olson, Rom, Jahr, Nixon) 52.2
5. PACIFIC (Tokuhisa, Chaffee, DeVore, Martelon) 52.9
6. LEWIS & CLARK (Gott, Shelton, Pfaffner, Beala) 53.9

(New record, Old record 51.6 by George Fox 1979)

1500 METER RUN

- | | | |
|--------------------|------------------|--------|
| 1. Denise Stohl | Linfield | 4:52.2 |
| 2. Christi Colburn | Williamette | 4:56.7 |
| 3. Signe Harrang | Lewis & Clark | 5:00.0 |
| 4. Janet Keeney | Linfield | 5:00.3 |
| 5. Debbie Tri | Pacific Lutheran | 5:02.0 |
| 6. Suzanne Tovrea | Linfield | 5:02.1 |

(New record, Old record 4:54.9 by Eileen McDougal, GFC 1979)

100 METER HURDLES

- | | | |
|--------------------|------------------|------|
| 1. Karen Maxwell | George Fox | 15.5 |
| 2. Sandra Burns | George Fox | 16.1 |
| 3. Jeanne Pfeiffer | Lewis & Clark | 16.2 |
| 4. Leslie Wickman | Williamette | 16.6 |
| 5. Suzi Chaffee | Pacific Lutheran | 18.2 |
| 6. Laurie Buskala | Linfield | 18.9 |

(New record, Old record 15.7 by Karen Maxwell, GFC 1979)

500' PUT

1. Teresa Groshong	Linfield	38' 3½"
2. Ann Davis	Willamette	36' 7½"
3. Laurie Buskala	Linfield	34' 10"
4. Theresa Church	Willamette	34' 3½"
5. Lynette Phillips	George Fox	33' 3½"
6. Cameon Viebrock	Pacific Lutheran	31' 11½"

100 METER DASH

1. Jacque Davis	George Fox	12.7
2. Jana Olson	Pacific Lutheran	12.8
3. Jacquie Williams	George Fox	13.0
4. Lynn Johnson	Willamette	13.1
5. Susi Chaffee	Pacific	13.2
6. Cathy Bowersox	George Fox	13.7
6. Lisa Marteloo	Pacific	13.7
6. Jeannie Pfeiffer	Lewis & Clark	13.7

400 METER DASH

1. Shavon Dennis	George Fox	57.6
2. Laurie Flagg	Linfield	59.9
3. Carolyn Gore	Linfield	61.0
4. Janet Rue	Willamette	61.3
5. Nancy Frederick	Lewis & Clark	62.2
6. Brenda Rom	Pacific Lutheran	62.9

(Conference record tied, Shavon Dennis, GFC 1979)

800 METER RUN

1. Carolyn Gore	Linfield	2:24.7
2. Monica Johnson	Pacific Lutheran	2:25.7
3. Cathy Nash	Willamette	2:25.8
4. Suzanne Tovrea	Linfield	2:29.9
5. Kenlynn Snowden	Willamette	2:30.0
6. Eileen McDougal	George Fox	2:30.2

JAVELIN

1. Susie DeVore	Pacific	118'1"
2. Ann Davis	Willamette	114'4"
3. Kathy Sauer	Lewis & Clark	107'9"
4. Laurie Buskala	Linfield	106'6"
5. Lynette Phillips	George Fox	97'10"
6. Cameon Viebrock	Pacific Lutheran	94'4"

400 METER HURDLES

1. Karen Maxwell	George Fox	65.8
2. Sandra Burns	George Fox	68.4
3. Esme Jensen	Lewis & Clark	70.5
4. Molly Schmeiding	Lewis & Clark	74.4
5. Heather Jahr	Pacific Lutheran	76.0
6. Mary English	Linfield	1:17.6

200 METER HURDLES

1. Shavon Dennis	George Fox	25.7
2. Jacquie Williams	George Fox	26.7
3. Jacque Davis	George Fox	26.8
4. Laurie Flagg	Linfield	26.9
5. Jana Olson	Pacific Lutheran	27.0
6. Christie Nixon	Pacific Lutheran	27.3

(New record, Old record Sharon Canda of Willamette 1977 26.1)

HIGH JUMP

1. Leslie Wickman	Willamette	5'2"
2. Sue Widmer	Willamette	5'0"
3. Esme Jensen	Lewis & Clark	4'10"
3. Debbie Tokuhisa	Pacific	4'10"
5. Laurie Flagg	Linfield	4'10"
6. Karen Maxwell	George Fox	4'10"

3,000 METER RUN

1. Christi Colburn	Willamette	10:52.7
2. Diane Johnson	Pacific Lutheran	10:54.3
3. Janet Keeney	Linfield	10:56.1
4. Cisca Wery	Pacific Lutheran	11:00.5
5. Signe Harrang	Lewis & Clark	11:08.3
6. Debbie Jensen	Willamette	11:13.4

(New record, Old record 11:01.0 by Barb Ruth of Linfield 1979)

DISCUS

1. Teresa Groshong	Linfield	130'1"
2. Ann Davis	Willamette	126'9½"
3. Janet Branson	Lewis & Clark	116'10"
4. Teresa Church	Willamette	115'6"
5. Rachel Hampton	George Fox	93'6"
6. Laurie Buskala	Linfield	92'9"

LONG JUMP

1. Laurie Flagg	Linfield	17'9½"
2. Jacquie Williams	George Fox	17'2½"
3. Susie Chaffee	Pacific	16'4½"
4. Diane Demorest	Linfield	16'4"
5. Brenda Rom	Pacific Lutheran	16'1 3/4"
6. Debbie Tokuhisa	Pacific	15'11"


1600 METER RELAY

1. GEORGE FOX (Burns, Williams, Dennis, Maxwell)	4:07.4
2. WILLAMETTE (Nash, McIntyre, Snowden, Rue)	4:11.2
3. LINFIELD (Stohl, English, Flagg, Gore)	4:14.5
4. LEWIS & CLARK (Beale, Frederick, Jensen, Pfeiffer)	4:19.3
5. PACIFIC LUTHERAN (Johanson, Rom Corwin, Olson)	4:19.3

(New record, Old record 4:08.0 by George Fox 1979)

Team Standing: 1. George Fox - 122 1/3 Linfield - 116 Willamette - 103
Pacific Lutheran - 49 Lewis & Clark - 48½ Pacific - 28½

W.C.I.C.



Track and Field

Conference Championships

Wednesday, April 16, 1980

George Fox College

Newberg, Oregon

George Fox

Coach: Randy Winston

Cathy Bowersox
Saundra Burns
Jacque Davis
Shavon Dennis
Rachel Hampton
Jody Hawkins
LaDonna House
Karen Maxwell
Shawna McClearen
Eileen McDougal
Lynette Phillips
Tina Stephenson
Jacquie Williams
Vonda Winkle

Willamette

Coach: Charles Bowles

Barbara Canda
Theresa Church
Christi Colburn
Ann Davis
Jodi Hendry
Debbie Jensen
Lynn Johnson
Sarah McIntyre
Cathy Nash
Michelle Randolph
Beth Reinisch
Janis Rue
Liz Saxe
Kenlynn Snowden
Paula Stewart
Leslie Wickman
Sue Widmer

Lewis & Clark

Coach: Brad Moore

Lori Longhney
Esme Jensen
Janet Bronson
Sherrie Gott
Kathy Sauer
Susan Shelton
Shelly Pontier
Molly Schmeiding
Jeannie Pfieffer
Barbara Allen
Signe Harrang
Leslie Slocum
Nancy Frederick
Cyndie Beale
Wendy Weidkamp
Cindy Wallace

Pacific University

Coach: Randy Denley

Debbie Tokuhisa
Kathy Hoagland
Joanne Hamer
Susi Chaffee
Lisa Martelon
Susie DeVore
Shari Bacon
Cindi Carrell

Linfield

Coach: Stover Harger

Laurie Buskala
Teresa Groshong
Carrie Eastman
Laurie Flagg
Diane Demorest
Jody Garrard
Mary English
Bev Harger
Connie Wishart
Carolyn Gore
Denise Stohl
Suzanne Tovrea
Janet Keeney
Leanna Mountjoy
Denise Brown
Tammy Asher
Liz Kiemle
Geri Hall
Dian Blunt
Pam Johnson
Elaine Flatch

Pacific Lutheran

Coach: Carol Auping

Mary Branson
Diana Budiselich
Lois Christian
Lisa Corwin
Tammy Gilbertson
Julie Heiden
Heather Jahr
Lori Johanson
Dianne Johnson
Monica Johnson
Rachel Lorenz
Debbie Maier
Jana Olson
Brenda Rom
Heidi Thompson
Debbie Tri
Cisca Wery
Christie Mixcon
Cameon Viebrock
Patty Buethe

LONG JUMP

WCIC RECORD:	Laurie Flagg		Linfield 1979		18'2½"
Laurie Flagg	L	18'4"	Debbie Tokuhisa	PU	15'7½"
Susie Chaffee	PU	17'43/4"	Tammy Gilbertson	PL	15'7"
Jacquie Williams	GF	16'8½"	Sarah McIntyre	W	15'6"
Karen Maxwell	GF	16'3"	Cindy Wallace	LC	ND
Brenda Rom	PL	16'2"	Jody Garrard	L	ND
Diane Demorest	L	15'11½"	Shawna McClearen	GF	ND
Paula Stewart	W	15'10½"			

HIGH JUMP

WCIC RECORD:	Lorie Loughney		Lewis & Clark 1979		5'2½"
Laurie Flagg	L	5'4"	Saundra Burns	GF	4'10"
Leslie Wickman	W	5'3"	Karen Maxwell	GF	4'10"
Lori Loughney	LC	5'2"	Sue Widmer	W	4'10"
Esme Jensen	LC	5'1"	Diane Demorest	L	4'10"
Julie Heiden	PL	5'1"	Debbie Tokuhisa	PU	4'10"
Sarah McIntyre	W	5'0"			

SHOT PUT

WCIC RECORD:	Julie Cabrido		Linfield 1977		42'5"
Teresa Groshong	L	37'11"	Cameon Viebrock	PL	32'4"
Ann Davis	W	37'2"	Esme Jensen	LC	30'4"
Kathy Hoagland	PU	35'	Rachel Hampton	GF	30'4"
Laurie Buskala	L	34'6"	Sherri Gott	LC	29'
Lynette Phillips	GF	34'2½"	Jody Hawkins	GF	29'
Janet Bronson	LC	33'11½"	Susie Devore	PU	27'
Theresa Church	W	32'53/4"	Carrie Eastman	L	ND

JAVELIN

WCIC RECORD:	Sue Banta		George Fox 1977		146'4"
Ann Davis	W	131'5"	Laurie Buskala	L	105'5"
Susie Devore	PU	119'	Lynette Phillips	GF	104'
Theresa Church	W	107'11"	Bev Harger	L	99'10"
Kathy Sauer	LC	107'7"	Cameon Viebrock	PL	96'
Mary English	L	107'7"	Jody Hawkins	GF	88'
			Tina Stephenson	GF	80'

DISCUS

WCIC RECORD: Teresa Groshong Linfield 1979 132'7"

Teresa Groshong	L	134'9"	Diana Budiselich	PL	94
Ann Davis	W	126'10"	Cameon Viebrock	PL	90'
Janet Bronson	LC	117'3"	Laurie Buskala	L	85'11½"
Theresa Church	W	111'5"	Jody Hawkins	GF	82'
Rachel Hampton	GF	104'11"	Carrie Eastman	L	ND
Kathy Hoagland	PU	100'			

400 METER RELAY

WCIC RECORD: George Fox (Yates, Sparks, Hatfield, Beckler) 1979 51.6

George Fox	(Davis, Maxwell, Williams, Dennis)	49.6
Linfield	(Wishart, English, Gore, Flagg)	51.2
Pacific Lutheran	(Olson, Rom Heiden, Mixon)	51.3
Willamette	(Johnson, Rue, Reinisch, Stewart)	51.9
Lewis & Clark	(Gott, Shelton, Pfeiffer, Wallace)	53.2
Pacific	(Tokuhisa, Chaffee, Devore, Martelon)	53.5

1500 METERS

WCIC RECORD: Eileen McDougal George Fox 1979 4:54.9

Denise Stohl	L	4:53.8	Cathy Nash	W	5:05.7
Suzanne Tovrea	L	4:56.3	Cisca Wery	PL	5:06
Christie Colburn	W	4:57.1	Debbie Jensen	W	5:11.9
Eileen McDougal	GF	4:59.0	Leslie Slocum	LC	5:21.6
Debbie Tri	PL	5:02	Joanne Hamer	PU	5:25
Barbara Allen	LC	5:02	Diane Johnson	PL	NT
Signe Harrang	LC	5:02.7	Janet Keeney	L	NT

100 METER HURDLES

WCIC RECORD: Karen Maxwell George Fox 1979 15.7

Karen Maxwell	GF	15.2	Susi Chaffee	PU	17.3
Leslie Wickman	W	16.3	Esme Jensen	LC	18.0
Jeannie Pfiffer	LC	16.4	Diane Demorest	L	18.3
Saundra Burns	GF	16.4	Debbie Maier	PL	19.2
Lynn Johnson	W	17.0	Laurie Buskala	L	19.3
Jacquie Williams	GF	17.0	Leanna Mountjoy	L	21.0
Heather Jahr	PL	17.2			

400 METER DASH

WCIC RECORD:	Sharon Canda	Willamette 1977	57.6
--------------	--------------	-----------------	------

Shavon Dennis	GF	57.5	Brenda Rom	PL	1:02.5
Laurie Flagg	L	1:01.1	Janis Rue	W	1:02.6
Carolyn Gore	L	1:01.3	Laurie Johanson	PL	1:02.7
Nancy Frederick	LC	1:01.6	Cindy Beale	LC	1:03.0
Michelle Randolph	W	1:02.1	Mary English	L	1:03.3
LaDonna House	GF	1:02.3	Beth Reinisch	W	1:03.9

100 METER DASH

WCIC RECORD:	Joyce Yates	George Fox 1979	12.5
--------------	-------------	-----------------	------

Jana Olson	PL	12.3	Paula Stewart	W	13.3
Jacque Davis	GF	12.6	Lisa Martelon	PU	13.3
Julie Heiden	PL	12.7	Jeannie Phieffer	LC	13.4
Susi Chaffee	PU	13.1	Cindy Wallace	LC	13.5
Jacque Williams	GF	13.1	Tammy Gilbertson	PL	13.5
Lynn Johnson	W	13.2	Connie Wishart	L	13.5
Cathy Bowersox	GF	13.2	Debbie Tokuhisa	PU	13.7
Sherrie Gott	LC	13.3			

800 METER

WCIC RECORD:	Eileen McDougal	George Fox 1979	2:24.5
--------------	-----------------	-----------------	--------

Carolyn Gore	L	2:17.2	Kenlynn Snowden	W	2:29.4
Cathy Nash	W	2:22.4	Lisa Corwin	PL	2:31
Suzanne Tovrea	L	2:25.3	Jodi Henry	W	2:34
Monica Johnson	PL	2:27.6	Shari Bacon	PU	2:35
Debbie Tri	PL	2:29	JoAnne Hamer	PU	2:38
Eileen McDougal	GF	2:29	Denise Stohl	L	NT
			Leslie Slocum	LC	NT

400 METER HURDLES

WCIC RECORD:	Elaine Kostrikin	Willamette 1979	67.1
--------------	------------------	-----------------	------

Karen Maxwell	GF	1:06.6	Leanna Mountjoy	L	1:18.2
Saundra Burns	GF	1:07.1	Theresa Church	W	1:22.4
Esme Jensen	LC	1:10.5	Cindi Carrell	PU	1:25
Heather Jahr	PL	1:14.6	Mary English	L	NT
Debbie Maier	PL	1:16.2	Sarah McIntyre	W	NT
Molly Schmeiding	LC	1:16.4	Connie Wishart	L	NT
Leslie Wickman	W	1:16.6			

200 M DASH

WCIC RECORD:	Sharon Canda	Willamette 1977	26.1
--------------	--------------	-----------------	------

Shavon Dennis	GF	25.5	Lisa Martelon	PU	27.9
Jacque Davis	GF	26.5	Michelle Randolph	WU	28.5
Jana Olson	PLU	26.6	Sherrie Gott	LC	28.7
Julie Heiden	PLU	27.0	Susan Shelton	LC	28.9
Laurie Flagg	L	27.2	Jacque Williams	GF	NT
Christie Mixon	PLU	27.4	Carolyn Gore	L	NT
Janis Rue	WU	27.7	Jeannie Pfieffer	LC	NT
Paula Stewart	WU	27.8	Denise Brown	L	NT

3,000

WCIC RECORD:	Barb Ruth	Linfield 1979	11:01.0
--------------	-----------	---------------	---------

Janet Keeney	L	10:44.0	Windy Weidkamp	LC	12:02
Christi Colburn	WU	10:54	Liz Saxe	WU	13:16
Signe Harrang	LC	10:56.9	Jody Garrard	L	NT
Diane Johnson	PLU	10:57.1	Kirsten Ludwig	PLU	NT
Tammy Asher	L	11:02.0	Eileen McDougal	GF	NT
Cisca Wery	PLU	11:03.0	Liz Kiemle	L	NT
Debbie Jensen	WU	11:27.7	Geri Hall	L	NT
Shelley Pontier	LC	11:29.9	Bev Harger	L	NT

1600 M RELAY

WCIC RECORD:	GFC (Maxwell, Beach, Beckler, Burns)	4:08.0
--------------	--------------------------------------	--------

George Fox	(Burns, Williams, Dennis, Maxwell)	4:06.1
Linfield	(Stohl, English, Flagg, Gore)	4:11.6
Lewis & Clark	(Beal, Frederick, Jensen, Pfieffer)	4:15
Willamette	(Nash, McIntyre, Snowden, Rue)	4:17.13
Pacific Lutheran	(Johanson, Rom, Corwin, Olson)	4:17.5
Pacific	(Bacon, Hamer, Chaffee, Martelon)	4:25

April 26, 1980

Event	PLACE NAME	SCHOOL	TIME DISTANCE	POINTS	LIN	GFC
HIGH JUMP	tie Sandra Burns	GFC	4'8"			
	1st Karen Maxwell	GFC	4'8"			
SHOT PUT	1st Teresa Groshong	LIN	37'3 $\frac{1}{2}$ "			
	2nd Laurie Baskala	LIN	34'7"			
	3rd Lynette Phillips	GFC	34'3 $\frac{1}{2}$ "			
JAVELIN	1st Lynette Phillips	GFC	106'2"			
	2nd Laurie Baskala	LIN	104'3"			
	3rd Bev Harger	LIN	86'0"			
1500m	1st Suzanne Torres	LIN	4:59.5			
	2nd Eileen McDougal	GFC	5:06.9			
	3rd Tammy Asher	LIN	5:19.3			
LONG JUMP	1st Laurie Fhagg	LIN	18'5 $\frac{1}{2}$ "			
	2nd Leanna Mountjoy	LIN	14'2"			
100m HURDLES	1st Sandra Burns	GFC	16.8			
	2nd Laurie Baskala	LIN	20.5			
3000 M	1st Tammy Asher	LIN	11:32.2			
	2nd Geri Hall	LIN	12:02.3			
5000 M	1st Janet Keeney	LIN	18:43.1			
	2nd Denise Stohi	LIN	19:23.2			
	3rd Jody Garrard	LIN	20:35.4			
	4th Liz Kiemle	LIN	20:47.8			
400 M	1st Laurie Fhagg	LIN	1:00.1			
	2nd Karen Maxwell	GFC	1:08.1			
	3rd LeDenna House	GFC	1:04.4			
	4th Denise Brown	LIN	1:06.7			
	5th Leanna Mountjoy	LIN	1:10.5			
400M	1st Sandra Burns	GFC	1:11.7			
	2nd Leanna Mountjoy	LIN	1:19.3			
200 m	1st Jacquie Davis	GFC	26:7			
	2nd Mary English	LIN	27:6			
Discus	1st Teresa Groshong	LIN	132'6 $\frac{1}{2}$ "			
	2nd Rachel Hampton	GFC	98'10"			
	3rd Laurie Baskala	LIN	85'4"			
	4th Jody Hawkins	GFC	81'8"			
1600 MR	1st GFC Burns, House		4:12.5			
	Bowersox, Maxwell					
	2nd Lin Brown, Flagg,		4:15.7			
	English, Gere					

INTERCOLLEGIATE TRACK & FIELD --- GEORGE FOX COLLEGE vs LEWIS & CLARK --- 4/19/80

WOMEN'S

WEATHER: rain. 57 degrees

LC GFC

HIGH JUMP - Esme Jensen, LC 5-0; Karen Maxwell, GFC 4-10; Sandra Burns, GFC 4-6	5	4
SHOT PUT - Janet Bronson, LC 43-1 $\frac{1}{2}$, Lynette Phillips GFC 33-3 $\frac{1}{2}$, Esme Jensen LC 29-0	6	3
400 METER RELAY - GFC (Davis, Maxwell, Williams, Dennis) 49.3 LC (Gott, Shelton, Beale, Pfeiffer) 52.8	0	5
LONG JUMP - Jacquie Williams, GFC 16-9 $\frac{1}{2}$, Esme Jensen, LC 15-8 $\frac{1}{2}$, Karen Maxwell GFC 15-6 $\frac{1}{2}$	6	3
1500 METERS - Eileen McDougal, GFC 5:00.0, Signe Harrang, LC 5:01.1, Leslie Slocum, LC 5:17.4	4	5
JAVELIN - Kathy Sauer, LC 108-0, Lynette Phillips, GFC 103-9 $\frac{1}{2}$, Jody Hawkins, GFC 83-11	5	4
100m HURDLES - Karen Maxwell, GFC 15.4, Sandra Burns, GFC 15.4, Jeannie Pfeiffer, LC 16.3		
400 METERS - Shavon Dennis, GFC 58.0, LaDonna House, GFC 63.4, Cyndie Beale, LC 65.1	1	8
100 METERS - Jacque Davis, GFC 12.8, Jacquie Williams, GFC 13.5, Cathy Bower- son, GFC 13.6	1	8
DISCUS - Janet Bronson, LC 111-5, Rachel Hampton, GFC 93-0, Jody Hawkins, GFC 75-1	5	4
200 METERS - Shavon Dennis, GFC 25.7	0	5
400 IM - Karen Maxwell, GFC 65.5, Esme Jensen, LC 68.8, Sandra Burns, GFC 1:12.9	3	6
800 METERS - Nancy Frederick, LC 2:29.3, Eileen McDougal, GFC 2:35.3	5	4
3000 METERS - Signe Harrang, LC 11:06.0, Cindy Weidkamp, LC 11:50.9, Shelly Pontier, LC 12:22.0	9	0
1600 METER RELAY - GFC (Burns, House, Dennis, Maxwell) 4:06.7 LC (Beale, Pfeiffer, Allen, Frederick) 4:09.8		

GEORGE FOX COLLEGE/WILLAMETTE DUAL MEET
Newberg, Oregon
March 15, 1980

EVENT	PLACE-NAME	SCHOOL	TIME-DISTANCE	POINTS	WU	GFC
SHOT	1st-Ann Davis	WU	36'9"	5		
	2nd-Rachel Hampton	GFC	28'10"	3		
	3rd-Karen Maxwell	GFC	28'7"	1	5/5	4/4
HIGH JUMP	1st-Leslie Wickman	WU	5'0"	5		
	2nd-Sue Widmer	WU	4'10	3		
	3rd-Sarah McIntyre	WU	4'10	1	9/14	0/4
1500	1st-Christi Colburn	WU	4:57.1	5		
	2nd-Eileen McDougal	GFC	4:59.3	3	5/19	3/7
JAVELIN	1st-Ann Davis	WU	114'5"	5		
	2nd-Theresa Church	WU	101'5"	3		
	3rd-Jody Hawkins	GFC	78'4"	1	8/27	1/8
400m RELAY	1st-Davis, Maxwell					
	Williams, Dennis	GFC	50.8	5		
	2nd-Randolph, Rue					
	Reinisch, Stewart	WU	52.8	0	0/27	5/13
100m H	1st- Karen Maxwell	GFC	16.0	5		
	2nd-Saundra Burns	GFC	17.2	3		
	3rd-Leslie Wickman	WU	18.3	1	1/28	8/21
LONG JUMP	1st-Jacquie Williams	GFC	16'3"	5		
	2nd-Karen Maxwell	GFC	15'6"	2		
	2nd-Sarah McIntyre	WU	15'6"	2	2/30	7/28
400	1st-Shavon Dennis	GFC	61.2	5		
	2nd-Michelle Randolph	WU	63.9	3		
	3rd-LaDonna House	GFC	64.7	1	3/33	6/34

GEORGE FOX COLLEGE/WILLAMETTE DUAL MEET
Newberg, Oregon
March 15, 1980

EVENT	PLACE-NAME	SCHOOL	TIME-DISTANCE	POINTS	WU	GFC
DISCUS	1st-Ann Davis	WU	117'3"	5		
	2nd-Theresa Church	WU	111'5"	3		
	3rd-Rachel Hampton	GFC	93'11"	1	8/41	1/35
800	1st-Eileen McDougal	GFC	2:29.2	5		
	2nd-Cathy Nash	WU	2:29.4	3		
	3rd-Sarah McIntyre	WU	2:36.8	1	4/45	5/40
100	1st-Jacque Davis	GFC	13.0	5		
	2nd-Paula Stewart	WU	13.5	3		
	3rd-Jacque Williams	GFC	13.55	1	3/48	6/46
200	1st-Shavon Dennis	GFC	25.7	5		
	2nd-Jacque Davis	GFC	27.2	3		
	3rd-Paula Stewart	WU	27.9	1	1/49	8/54
400m IH	1st-Karen Maxwell	GFC	1:10.01	5		
	2nd-Leslie Wickman	WU	1:16.6	3	3/52	5/59
3000	1st-Christi Colburn	WU	11:20.0	5		
	2nd-Debbie Jensen	WU	11:29.5	3	8/60	0/59
1600m RELAY	1st-Davis, Burns					
	Maxwell, Dennis	GFC	4:12.7	5		
	2nd-Nash, Snowden					
	Reinisch, Randolph	WU	4:20.5	0	0/60	5/64

GEORGE FOX COLLEGE/UNIVERSITY OF PUGET SOUND DUAL MEET
Newberg, Oregon
March 29, 1980

EVENT	PLACE-NAME	SCHOOL	TIME-DISTANCE	POINTS	UPS	GFC
100m JUMP	1st-Sandra Burns	GFC	4'8"	5		
	2nd-Karen Maxwell	GFC	4'6"	3		
	3rd-Jacquie Williams	GFC	4'5"	1	0/0	9/9
HOT	<i>Annemette</i>		<i>33.10</i>			
	1st-Rachel Hampton	GFC	30'4"	5		
	2nd-Karen Maxwell	GFC	27'1"	3		
	3rd-Jody Hawkins	GFC	26'6 1/2"	1	0/0	9/18
100m RELAY	1st-Davis, Maxwell					
	Williams, Dennis	GFC	50.0	5		
	2nd-Waters, Hopwood					
	Kight, Kauzlaric	UPS	54.7	0	0/0	5/23
100m VELIM	1st-Tiny Stephenson	GFC	73'1"	5	0/0	5/28
	<i>Annemette</i>		<i>99.</i>			
100m WIM	1st-Karen Maxwell	GFC	<i>15:6 15:2</i>	5		
	2nd-Sandra Burns	GFC	16:4	3	0/0	8/36
100m USCUS	1st-Rachel Hampton	GFC	104'01"	5		
	2nd-Jody Hawkins	GFC	80'3"	3		
	3rd-Dee Hopwood	UPS	45'10"	1	1/1	8/44
500m RUN	1st-Cindy Peter	UPS	5:12.6	5		
	2nd-Helen Loutis	UPS	5:19.8	3	8/9	0/64
100m JUMP	1st-Cindy Kauzlaric	UPS	18	5		
	2nd-Jacquie Williams	GFC	16'7 3/4"	3		
	3rd-Dee Hopwood	UPS	15'4"	1	6/16	3/47
100m DASH	1st-Shavon Dennis	GFC	59.5 <i>54.9</i>	5		
	2nd-LaDonna House	GFC	66.6	3		
	3rd-Julie Kight	UPS	68.2	1	1/13	3/55
100m DASH	1st-Jacquie Davis	GFC	12.7	5		
	2nd-Cindy Kauzlaric	UPS	13.0	3		
	3rd-Jacquie Williams	GFC	13.5	1	3/19	6/61

Jackie Davis 12: 7.5
 Williams 13: 25
 Cathy Bell 13: 25

300m RUN 1st-Cindy Bell UPS 2:35.7 5
 2nd-Helen Loutsis UPS 2:53.8 3 8/27 0/61

1:07
 300m IH 1st-Karen Maxwell GFC 1:08.7 5
 2nd-Debbie Ocken UPS 1:11.5 3
 3rd-Saundra Burns GFC 1:15.8 1 3/30 6/67

300m DASH 1st-Shavon Dennis GFC 25:8 95:00 5
 2nd-Jacque Davis GFC 27:3 3
 3rd-Cindy Kauzlaric UPS 27:4 1 1/31 8/75

300 RUN 1st-Angela French UPS 18:43.7 5
 2nd-Jo Geisler UPS 20:28.9 3 8/39 0/75

600m RELAY 1st-Burns, Maxwell
 Dennis, Williams GFC 4:13 5
 2nd-Peter, Oliver
 Kight, Ocken UPS 4:34.4 0 0/39 5/80

NCWSA REGIONAL CHAMPIONSHIPS
BOISE STATE UNIVERSITY
FINAL RESULTS
TEAM STANDINGS

May 10, 1980

1.	Seattle Pacific	101
2.	Idaho	99
3.	Boise State	74
4.	Western Washington	60
5.	Central Washington	60
6.	Simon Fraser	57
7.	Eastern Oregon	34
8.	Linfield	28
9.	Eastern Washington	27
10.	George Fox	26
11.	Willamette	11
12.	Southern Oregon	10
13.	Puget Sound	8
	Lewis and Clark	8
	Whitworth	8
16.	Pacific Lutheran	5
17.	OCE	3
18.	Rocky Mountain	2

NCWSA REGIONAL CHAMPIONSHIPS

BOISE STATE UNIVERSITY

FINAL RESULTS

May 8, 1980 Conditions: 65°, sunny, breezy

Pentathlon

1. Cathy Wilson	SPU	3762 pts.**
2. Esme Jensen	L&C	3179 pts.
3. Anna Marie Solomonson	SPU	3161 pts.
4. Karen Maxwell	GFC	3153 pts.
5. Liv Jonassen	WWU	2985 pts.
6. Leslie Wickman	WU	2939 pts.

Cathy Wilson set a new Bronco Stadium record, breaking the old mark of 3187 points set by Sue Sterns of Western Washington State College in 1976.

10,000 Meter Run

1. Gail Volk	SPU	38:04.4**
2. Kathy Armstrong	WW	39:20.5
3. Sonia Blackstock	Idaho	39:50.6
4. Brenda McGlade	SPU	41:29.9
5. Lynn Frisbey	RMC	43:03.5
6. Jody Garrard	Lin	43:14.8

Gail Volk set a new Bronco Stadium record, breaking the old mark of 40:08.4 set by Anne Harry of Oregon State University in 1979.

May 9, 1980 Conditions: 55°, light drizzle, light breeze

4 X 880 Yd. Relay

1. Western Washington (Jonassen, Davidson, Abbott, Petrovich)	9:24.93**
2. Linfield (Stohl, Tovrea, Keeney, Gore)	9:26.88
3. Boise State (Jody Smith, Lorah, Kearney, Judy Smith)	9:31.73
4. Seattle-Pacific (Bates, McGrade, Irwin, Underhill)	9:43.99
5. Central Washington (Teller, Nilson, Colvin, Myers)	9:57.04
6. Idaho (Nuxoll, Blackstock, McMicken, Roloff)	9:57.65

WWU set a new Bronco Stadium record, breaking the old mark of 9:26.1 set by the University of Oregon in 1976.

NCWSA REGIONALS
FINAL RESULTS, CONT.

Discus

1. Cindy Pottle	CWU	45.04
2. Paula Nickerson	EWU	42.12
3. Donna Regan	Idaho	41.66
4. Cathy Wilson	SPU	41.66
5. Diana McAnulty	BSU	39.30
6. Ann Davis	WU	39.24

Long Jump

1. Christy Smith	WWU	5.78
2. Sandi Thomas	Idaho	5.72
3. Laurie Flagg	Lin	5.63
4. Cindy Kauzlaric	UPS	5.53
5. Wendy Malich	WWU	5.26
6. Robyn Munn	SFU	5.20

3000 Meter Run

1. Patsy Sharples	Idaho	9:53.06**
2. Ronda Burnette	EOSC	10:07.31
3. Janet Pearson	WWU	10:18.36
4. Gail Volk	SPU	10:29.65
5. Angela French	UPS	10:30.39
6. Kathy Kearney	BSU	10:35.14

Patsy Sharples set a new Bronco Stadium record, breaking the old mark set by Ronda Burnette of Eastern Oregon State College in 1979 of 10:27.21

4 x 110 Meter Relay

1. Karen Osburn, Valerie Dworak, Joyce Taylor, Connie Taylor	BSU	48.16
2. Lynnette Glowa, Robyn Munn, Marianne Ball, Tracy Cairns	SFU	48.69
3. Merrily Boast, Laura Jones, Sheri McCormick, Alice Pleasant	CWU	49.27
4. Wendy Malich, Laurie Dominoski, Christy Smith, Janis Swanson	WWU	50.59
5. Jana Olson, Brenda Rom, Julie Heiden, Christy Mixsom	PLU	50.78
6. Dawn Waggoner, Denise Riley, Glynnette Harwood, Debra Carter	SPU	51.24

100 Meter Hurdles

Wind Guage: 2.1136363

1. Marianne Ball	SFU	14.96
2. Sandi Thomas	UI	14.97
3. Karen Maxwell	GFC	15.17
4. Colleen Williams	UI	15.37
5. Donna Davidson	WWU	15.55
6. Teri Meece	BSU	15.56

NCWSA REGIONALS
FINAL RESULTS, CONT.

400 Meter Dash**

1. Shavon Dennis	GFC	56.22
2. Kathy Mayberry	EWU	56.58
3. Allison Falkenberg	UI	56.97
4. Debra Carter	SPU	57.21
5. Kim Ward	UI	58.39
6. Darla Hasselquist	BSU	58.43

Kathy Mayberry set a new stadium record of 56.18 in the semi-finals, breaking the old mark of 56.2 h set by Kathy Weston of Oregon State University in 1979.

1500 Meter Run

1. Ronda Burnett	EOSC	4:44.26**
2. Patsy Sharples	UI	4:44.58
3. Kathy Kearney	BSU	4:49.31
4. Jane Abbott	WWU	4:50.56
5. Marie de Hart	OCE	4:51.26
6. Jody Smith	BSU	4:52.15

Ronda Burnett set a new Bronco Stadium record of 4:44.26, breaking the old mark of 4:44.74 set by Patsy Sharples of University of Idaho in 1980.

100 Meter Dash

Wind Guage: 6.75

1. Tracy Cairns	SFU	12.21
2. Val Dworak	BSU	12.24
3. Karen Osburn	BSU	12.39
4. Connie Taylor	BSU	12.49
5. Jana Olson	PLU	12.54
6. Jamie Day	EWU	12.66

800 Meter Run

1. Cheryl Petrovich	WWU	2:17.64
2. Karen Rudd	SFU	2:19.16
3. Carolyn Gore	Lin	2:19.36
4. LeeAnn Roloff	UI	2:19.92
5. Judy Smith	BSU	2:21.74
6. Kathy Nash	WU	2:22.56

Javelin

1. Michelle McCandless	SFU	41.76
2. Lorna Raabe	CWU	41.62
3. Cathy Winterbotham	SOSC	41.18
4. Terri Lutze	SOSC	41.16
5. Cathy Wilson	SPU	38.42
6. Sue Laughlin	OCE	38.36

NCWSA REGIONALS
FINAL RESULTS, CONT.

400 Meter Hurdles

1. Glynnette Harwood	SPU	1:04.46
2. Cathy Peterson	CWU	1:04.78
3. Colleen Williams	UI	1:05.88
4. Donna Davidson	WWU	1:06.26
5. Karen Maxwell	GFC	1:07.27
6. Brenda Allumbaugh	CWU	1:09.36

200 Meter Dash

Wind Guage: 6.75

1. Tracy Cairns	SFU	24.96
2. Val Dworak	BSU	25.12
3. Debra Carter	SPU	25.26
4. Shavon Dennis	GFC	25.46
5. Allison Falkenberg	UI	25.56
6. Karen Osburn	BSU	25.61

5000 Meter Run

1. Patsy Sharples	UI	17:45.42**
2. Ronda Burnett	EOSC	17:58.87
3. Gail Volk	SPU	18:17.58
4. Janet Keeney	Lin	18:22.36
5. Angela French	UPS	18:26.37
6. Janet Pearson	WWU	18:29.3 h

Patsy Sharples set a new Bronco Stadium record of 17:45.42, breaking the old mark of 18:36.25 set by Ronda Burnett of Eastern Oregon State College in 1980.

High Jump

1. Anna Marie Solomonson	SPU	5-6
2. Leslie Wickman	WU	5-4
3. Terri Johnston	BSU	5-4
4. Patti Bennett	UI	5-2
5. Cindy Stewart	BSU	5-2
6. Julie Heiden	PLU	5-2

Shot Put

1. Cathy Wilson	SPU	13.61
2. Paula Nickerson	EWU	13.34
3. Jill Palmquist	CWU	13.05
4. Cindy Pottle	CWU	12.72
5. Donna Regan	UI	12.15
6. Teresa Groshong	Lin	12.07

NCWSA REGIONALS
FINAL RESULTS, CONT.

880 Medley Relay

1.	Jamie Day, Lori Smith, Cathy Davis, Kathy Mayberry	EWU	1:47.8**
2.	Karen Osburn, Connie Taylor, Valerie Dworak, Karma Osburn	BSU	1:49.2
3.	Sheri McCormick, Dawn Allenbaugh, Laura Jones, Merrily Boast	CWU	1:51.2
4.	Denise Riley, Glynnette, Dawn Waggoner, Debra Carter	SPU	1:52.6
5.	Lee Ann Roloff, Donna Regan, Lisa Payne, Becki Koon	UI	1:54.4
6.	Josseline Mangin, Teri Houghton, Laurie Dominoski, Rosie Simpson	WWU	1:54.6

EWU set a new Bronco Stadium record of 1:47.8 , breaking the old mark of 1:50.15 set by BSU in 1979.

Mile Relay

1.	Linda Holt, Colleen Williams, Allison Falkenberg, Kim Ward	UI	3:58.0
2.	Brenda Allenbaugh, Kathy Peterson, Peggy Colvin, Merrily Boast	CWU	4:02.4
3.	Glynnette Harwood, Judy Ray, Cathy Wilson, Eliza Underhill	SPU	4:02.6
4.	Dawn Graham, Cheryl Petrovich, Christy Smith, Janis Swanson	WWU	4:04.0
5.	Mary English, Laurie Flagg, Denise Brown, Carolyn Gore	Lin	4:04.3
6.	Ann Damiano, Terri Johnston, Judy Smith, Darla Hasselquist	BSU	4:05.7

NCWSA REGIONAL CHAMPIONSHIPS

May 8, 1980

PENTATHLON SCORING SHEET

FINAL RESULTS

110 Meter Hurdles

1.	Karen Maxwell	GFC	15.5	695 pts.
2.	Cathy Wilson	SPU	15.8	665 pts.
3.	Anna Marie Solomonson	SPU	16.5	598 pts.
4.	Leslie Wickman	WU	16.6	589 pts.
5.	Liv Jonasson	WWU	17.6	505 pts.
6.	Esme Jensen	LSC	17.7	499 pts.
7.	Teri Houghton	WWU	18.5	440 pts.

Shot Put

1.	Cathy Wilson	SPU	14.11	845 pts.
2.	Anna Marie Solomonson	SPU	9.5	555 pts.
3.	Esme Jensen	LSC	9.3	541 pts.
4.	Leslie Wickman	WU	8.55	487 pts.
5.	Liv Jonasson	WWU	8.46	480 pts.
6.	Karen Maxwell	GFC	8.36	473 pts.
7.	Teri Houghton	WWU	7.65	419 pts.

High Jump

1.	Anna Marie Solomonson	SPU	1.69	925 pts.
2.	Leslie Wickman	WU	1.61	844 pts.
3.	Esme Jensen	LSC	1.556	791 pts.
4.	Cathy Wilson	SPU	1.53	759 pts.
5.	Karen Maxwell	GFC	1.466	693 pts.
5.	Liv Jonasson	WWU	1.466	693 pts.
7.	Teri Houghton	WWU	1.310	501 pts.

Long Jump

1.	Cathy Wilson	SPU	5.41	773 pts.
2.	Esme Jensen	LSC	4.85	640 pts.
3.	Anna Marie Solomonson	SPU	4.74	613 pts.
4.	Karen Maxwell	GFC	4.53	561 pts.
5.	Liv Jonasson	WWU	4.49	551 pts.
6.	Teri Houghton	WWU	4.34	512 pts.
7.	Leslie Wickman	WU	4.23	484 pts.

800 Meter Run

1.	Liv Jonasson	WWU	2:22.7	756 pts.
2.	Karen Maxwell	GFC	2:24.8	731 pts.
3.	Cathy Wilson	SPU	2:25.8	720 pts.
4.	Esme Jensen	L&C	2:26.8	708 pts.
5.	Teri Houghton	WWU	2:33.7	632 pts.
6.	Leslie Wickman	WU	2:43.6	535 pts.
7.	Anna Marie Solomonson	SPU	2:51.0	470 pts.

Total Points and Places

1.	Cathy Wilson	SPU	3762 points**
2.	Esme Jensen	L&C	3179 points
3.	Anna Marie Solomonson	SPU	3161 points
4.	Karen Maxwell	GFC	3153 points
5.	Liv Jonasson	WWU	2985 points
6.	Leslie Wickman	WU	2939 points
7.	Teri Houghton	WWU	2504 points

**Set a new Bronco Stadium record, breaking the old record of 3187 set by Sue Sterns from Western Washington State College in 1976

NCWSA

Region 9

Divisions II & III

Track & Field Championships



May 8-10, 1980

Boise State University

50¢

Welcome to Boise State University

THE PRESIDENT

On behalf of the Boise State University community, I extend a warm welcome to all participating institutions and student athletes in the NCWSA Regional Track and Field Championships. We are pleased to host this event and will do our best to provide real hospitality to our guests.

On this campus, athletics provide an important link between the University and the community, as well as an opportunity for student athletes to compete against standards set by themselves and their competitors. In our view, everyone who competes to the maximum of his or her ability is a champion.

We are proud of our efforts, impressed by your achievements, and we wish each of you the best of luck in this meet, as well as in your futures.

John H. Keiser
President

THE ATHLETIC DIRECTOR

We welcome the visiting athletes and spectators to the 1980 NCWSA Divisions II and III track and field championships. We deem it a privilege to again host this meet. We look forward to seeing some outstanding performances and keen competition.

Please let us know if there is anything that we can do to assist you during your stay at Boise State.

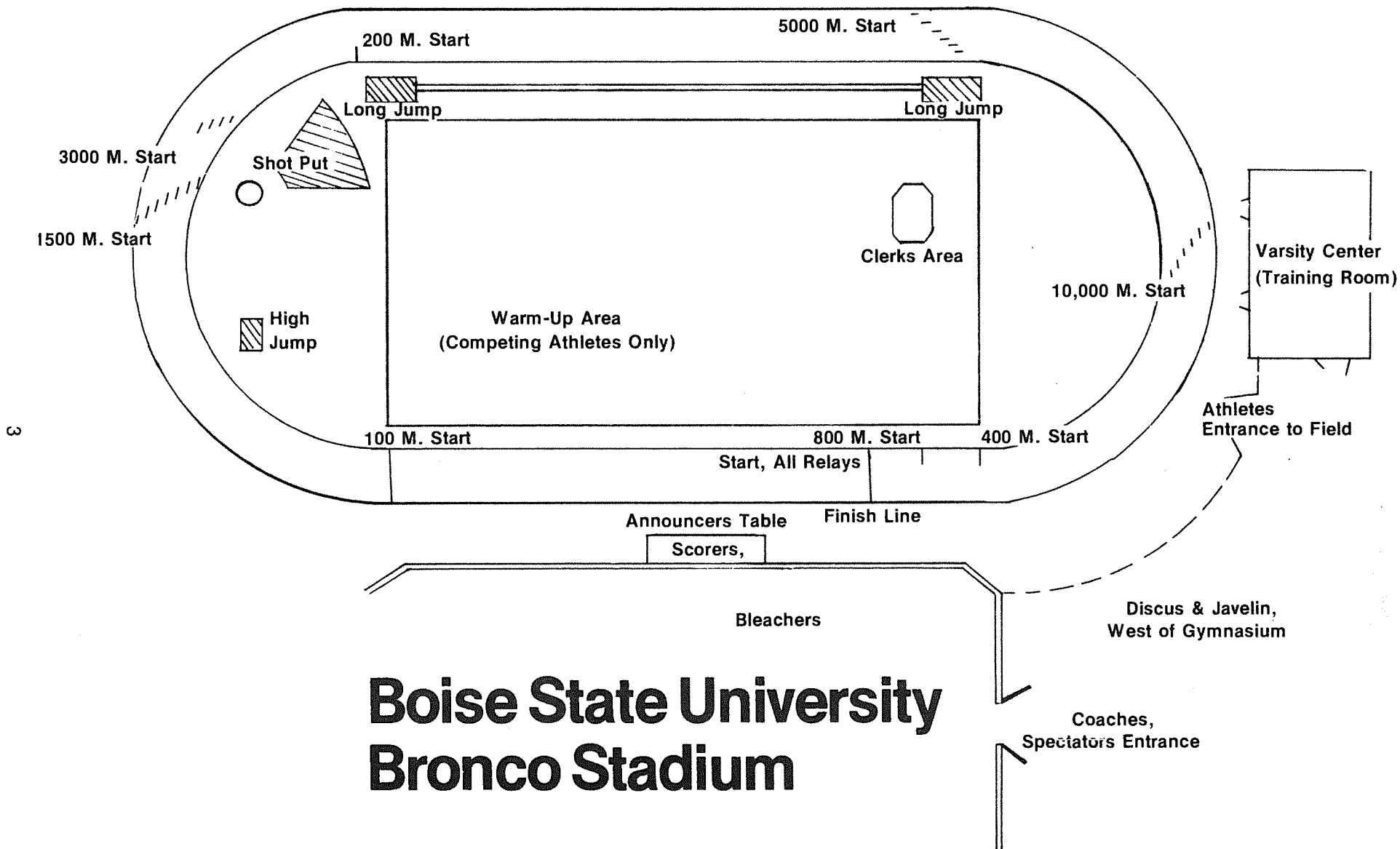
Good Luck.

Lyle H. Smith
Director of Athletics

THE ASSISTANT ATHLETIC DIRECTOR OF WOMEN

On behalf of the Women's Athletic Department of Boise State University I wish to welcome you to Bronco Stadium in beautiful Boise, Idaho. It is a pleasure to be the hostess school for the 1980 Northwest College Women's Sports Association Divisions II and III track and field championships. We wish the best of luck to all competitors and are sure that those of us who are spectators will enjoy the performances we are about to see.

Carol J. Ladwig
Assistant Director, Women's Athletics



Oregon College of Education

Coach: Len Campbell
Cindy Musgrove

- 131) Marie De Hart, So.
- 132) Susie Halliday, Fr.
- 133) Sue Laughlin, Fr.
- 134) Michelle Le May, Fr.
- 135) Dee Dee Mansfield, Sr.
- 136) Kathy Selberg, So.
- 137) Barb Smith, Fr.
- 138) Denise Thomas, Fr.
- 139) Fritz Verling, So.
- 140) Sheryl Ward, Fr.

Pacific Lutheran University

Coach: Carol Auping
Paul Hoseth

- 141) Lisa Marie Corwin, Fr.
- 142) Julie Heiden, Fr.
- 143) Heather Jahr, Fr.
- 144) Lori Johanson, Jr.
- 145) Dianne Johnson, So.
- 146) Monica Johnson, Fr.
- 147) Kirsten Ludwig, So.
- 148) Christie Mixson, Fr.
- 149) Jana Olson, Sr.
- 150) Brenda Rom, Fr.
- 151) Debbie Tri, Jr.
- 152) Cameon Viebrock, Fr.
- 153) Cisca Wery, Sr.

Pacific University

Coach: Randy Denley
Debbie Tokuhisa

- 154) Susi Chaffee, Fr.
- 155) Susie DeVore, Fr.

University of Puget Sound

Coach: Joe Peyton
Betty Andrews
Chris Luther

- 156) Angela French, Jr.
- 157) Cindy Henry, So.
- 158) Cindy Kauzlaric, Fr.
- 159) Cindy Peter, Fr.

Rocky Mountain College

Coach: Sally Jepson

- 160) Jackie Degel, Jr.
- 161) Lynn Frisbey, So.
- 162) Lynne Hogue, So.
- 163) Joan French-Keller, So.
- 164) Tammy LaPlante, Fr.
- 165) Julie Pasma, Jr.
- 166) Richelle Richards, Fr.
- 167) Susie Sessions, Sr.
- 168) Elvira Skurdal, Jr.
- 169) Kathy Wilkenson, So.

Seattle Pacific University

Coach: Doris Heritage

- 170) Shirley Bates
- 171) Deborah Carter
- 172) Gynette Harwood
- 173) Linda Irwin
- 174) Brenda McGlade
- 175) Jan Milcic
- 176) Judy Ray
- 177) Denise Riley
- 178) Terri Simons
- 179) Anna Marie Solomonson
- 180) Elisa Underhill
- 181) Gail Volk
- 182) Dawn Waggoner
- 183) Cathy Wilson

Simon Fraser University

Coach: Ric Richie

- 184) Marianne Ball
- 185) Tracy Cairns
- 186) Lynette Glowa
- 187) Corinna Lee
- 188) Michelle McCandless
- 189) Robyn Munn
- 190) Karen Rudd

Southern Oregon State College

Coach: Gerald Insley
Mike Jones

- 191) Cathy Allen, Sr.
- 192) Shannon Joseph, Fr.
- 193) Terri Lutze, Fr.
- 194) Cathy Winterbetham, Fr.

Western Montana College

Coach: Bonnie J. Sheriff

- 195) Teri Amberson, Fr.
- 196) Gail Bissell, Fr.
- 197) Jeri Burner, Jr.
- 198) Laurie Hamer, Jr.
- 199) Gayla Hill, Fr.
- 200) Kim Hulse, Fr.
- 201) Patty Mecklenburg, So.

Western Washington University

Coach: Tony Bartlett

- 202) Jane Abbott, So.
- 203) Barb Bentley, So.
- 204) Donna Davidson, So.
- 205) Laurie Dominoski, So.
- 206) Dawn Graham, So.
- 207) Teri Houghton, Fr.
- 208) Liv Jonassen, Fr.
- 209) Wendy Malich, Fr.
- 210) Josseline Mangin, Sr.
- 211) Janet Pearson, Jr.
- 212) Cheryl Petrovich, Fr.

213) Lida Reidel, Jr.

- 214) Bernice Schuster, So.
- 215) Rosie Simpson, Jr.
- 216) Christy Smith, Jr.
- 217) Carol Strickland, Jr.
- 218) Janis Swanson, Sr.

Whitman College

Coach: Keith Jensen

- 219) Kristin Sorensen

Whitworth College

Coach: Joanne Scrivner
Teddy Breeze
Terry Kelly

- 220) Kathy Armstrong, So.
- 221) Lori Carlton, Fr.
- 222) Connie Copland, Fr.
- 223) Tami Elliott, So.
- 224) Darren Nelson, Fr.
- 225) Lori Pickard, Fr.
- 226) Dixie Reimer, Sr.
- 227) Cindy Standley, Sr.
- 228) Annette Swanson, Fr.
- 229) Norreen Thornock, Fr.

Willamette University

Coach: Renne Lambrecht

- 230) Christi Colburn, Jr.
- 231) Ann Davis, So.
- 232) Jodi Hendry, So.
- 233) Debbie Jensen, Jr.
- 234) Cathy Nash, Fr.
- 235) Kenlynn Snowden, Fr.
- 236) Leslie Wickman, Sr.

PENTATHLON

Event No. 1

Thursday, 10:00 AM

AIAW Qualifying Standard

3780 Points

Pentathlon Schedule

100 M. Hurdles: Thursday, 10:00 AM

Shot Put: Thursday, 10:45 AM

High Jump: Thursday, 11:45 AM

Long Jump: Thursday, 2:00 PM

800 M. Run: Thursday, 3:00 PM

Top 1980 Marks and Entries

Name	School	Points
Karen Maxwell	GFC	3242
Cathy Wilson	SPU	3157
Leslie Wickman	WU	2857
Liv Jonasson	WWU	2854
Esme Jensen	Lewis & Clark	2832
Teri Houghton	WWU	2511

Results

100 M. Hurdles

Name School Time

1. _____
2. _____
3. _____
4. _____
5. _____
6. _____

Shot Put

Name School Distance

1. _____
2. _____
3. _____
4. _____
5. _____
6. _____

High Jump

Name School Height

1. _____
2. _____
3. _____
4. _____
5. _____
6. _____

Long Jump

Name School Distance

1. _____
2. _____
3. _____
4. _____
5. _____
6. _____

800 M. Run

Name School Time

1. _____
2. _____
3. _____
4. _____
5. _____
6. _____

Team Points (Scoring: 18-8-6-4-2-1)

School	Points
1. _____	
2. _____	
3. _____	
4. _____	
5. _____	
6. _____	

TWO MILE RELAY

Event No. 3

Friday, 1:00 PM

AIAW Qualifying Standard
9:00.0

Top 1980 Marks and Entries

School	Time
WWU	9:41.5
SPU	9:43
Linfield	9:58.89 (m)
U of I	10:00.3
BSU	10:07.01
WU	10:08.2 (m)
WW	10:11.9
PLU	10:18.2
CWU	10:34.4
EWU	NT
Lewis & Clark	NT
NNC	NT

Results

Name	School	Time
1.	_____	_____
2.	_____	_____
3.	_____	_____
4.	_____	_____
5.	_____	_____
6.	_____	_____

Team Points (Scoring: 10-8-6-4-2-1)

School	Points
1.	_____
2.	_____
3.	_____
4.	_____
5.	_____
6.	_____

DISCUS

Event No. 5

Saturday, Noon

AIAW Qualifying Standard

46.64 m

153-0

Top 1980 Marks and Entries

Name	School	Distance
Cathy Wilson	SPU	148-11
Cindy Pottle	CWU	143-3½
Jackie Degel	RMC	142-10
Donna Regan	U of I	135-10½
Teresa Groshoug	Linfield	134-9
Paula Nickerson	EWU	131-6½
Diana McAnulty	BSU	129-5
Ann Davis	WU	127-1
Jill Palmquist	CWU	125-4½

Results

Name	School	Distance
1.	_____	_____
2.	_____	_____
3.	_____	_____
4.	_____	_____
5.	_____	_____
6.	_____	_____

Team Points (Scoring: 10-8-6-4-2-1)

School	Points
1.	_____
2.	_____
3.	_____
4.	_____
5.	_____
6.	_____

4x110 YARD RELAY

Event No. 7

Saturday, 1:00 PM

AIAW Qualifying Standard

	Hand Held	Electronic
440 y	46.5	46.64
400 m	46.2	46.34

Top 1980 Marks and Entries

School	Time
BSU	48.0
CWU	48.8
SFU	48.8
GFC	49.3
EWU	49.7
WWU	49.8
SPU	50.2
PLU	50.8
Linfield	51.2
OCE	51.5
NNC	51.9
WMC	53.3
U of I	NT

Results

Name	School	Time
1.	_____	_____
2.	_____	_____
3.	_____	_____
4.	_____	_____
5.	_____	_____
6.	_____	_____

Team Points (Scoring: 10-8-6-4-2-1)

School	Points
1.	_____
2.	_____
3.	_____
4.	_____
5.	_____
6.	_____

HIGH JUMP

Event No. 9

Saturday, 1:00 PM

AIAW Qualifying Standard

1.79 m

5-10½

Top 1980 Marks and Entries

Name	School	Height
Anna Marie Solomonson	SPU	5-8
Cindy Stewart	BSU	5-4
Laurie Flagg	Linfield	5-4
Kris Sorrenson	WM	5-4
Leslie Wickman	WU	5-3
Terri Johnston	BSU	5-2
Barb Smith	OCE	5-2
Julie Heiden	PLU	5-2
Cathy Wilson	SPU	5-2
Kathy Winterbothom	SOSC	5-2
Patti Bennett	U of I	5-2
Donna Regan	U of I	5-2
Bernice Schuster	WWU	5-2

Results

Name	School	Height
1.	_____	_____
2.	_____	_____
3.	_____	_____
4.	_____	_____
5.	_____	_____
6.	_____	_____

Team Points (Scoring: 10-8-6-4-2-1)

School	Points
1.	_____
2.	_____
3.	_____
4.	_____
5.	_____
6.	_____

1500 METER RUN

Event No. 11

Saturday, 1:20 PM

AIAW Qualifying Standard

Mile 4:48

1500 m 4:28

Top 1980 Marks and Entries

Name	School	Time
Patsy Sharples	U of I	4:32.5 i
Ronda Burnett	EOSC	4:43.8
Jane Abbott	WWU	4:43.9
Dixie Reimer	WW	4:46.1
Kathy Kearney	BSU	4:50.52
Jackie Vandebrake	EWU	4:50.7
Jody Smith	BSU	4:51.74
Denise Stohl	Linfield	4:52.2
Laura Myers	CWU	4:52.3
Marie DeHart	OCE	4:53.10
Shirley Bates	SPU	4:53.8
Debbie Tri	PLU	4:54.0

Results

Name	School	Time
1.		
2.		
3.		
4.		
5.		
6.		

Team Points: (Scoring: 10-8-6-4-2-1)

School	Points
1.	
2.	
3.	
4.	
5.	
6.	

100 METER DASH

Event No. 13

Saturday, 1:45 PM

AIAW Qualifying Standard

	Hand Held	Electronic
100 y	10.7	10.94
100 m	11.7	11.94

Top 1980 Marks and Entries

Name	School	Time
Tracy Cairns	SFU	11.9
Karen Osburn	BSU	11.15 ye
Val Dworak	BSU	12.1
Connie Taylor	BSU	12.2
Alice Pleasant	CWU	12.3
Jana Olson	PLU	12.3
Sandi Thomas	U of I	12.3
Debra Carter	SPU	12.4
Cathy Davis	EWU	12.5
Jamie Day	EWU	11.6 yi
Jacque Davis	GFC	12.6
Chris Pease	NNC	12.6
Corinna Lee	SFU	12.6
Sheri McCormick	CWU	12.7
Julie Heiden	PLU	12.7
Cindy Kauzlaric	UPS	12.7
Robyn Munn	SFU	12.8
Dawn Waggoner	SPU	12.8
Laurie Dominoski	WWU	12.8
Josseline Mangin	WWU	12.8
Laura Jones	CWU	12.9
Cindy Favero	EMC	11.9 y
Susie Halliday	OCE	12.9
Lynette Glowa	SFU	12.9

Results

Name	School	Time
1.		
2.		
3.		
4.		
5.		
6.		

Team Points (Scoring: 10-8-6-4-2-1)

School	Points
1.	
2.	
3.	
4.	
5.	
6.	

SHOT PUT

Event No. 15

Saturday, 2:00 PM

AIAW Qualifying Standard

14.63 m

48-0

Top 1980 Marks and Entries

Name	School	Distance
Cathy Wilson	SPU	44-9½
Jackie Degal	RMC	44-2½
Paula Nickerson	EWU	42-1½
Lisa Smith	EWU	42
Cindy Pottle	CWU	41-5½
Jill Palmquist	CWU	40-3¼
Donna Regan	U of I	39-7
Sheryl Ward	OCE	39-½
Teresa Groshong	Linfield	38-3½
Elvira Skurdal	RMC	37-3¼
Ann Davis	WU	37-2

Results

Name	School	Distance
1.	_____	_____
2.	_____	_____
3.	_____	_____
4.	_____	_____
5.	_____	_____
6.	_____	_____

Team Points (Scoring: 10-8-6-4-2-1)

School	Points
1.	_____
2.	_____
3.	_____
4.	_____
5.	_____
6.	_____

200 METER DASH

Event No. 17

Saturday, 2:15 PM

AIAW Qualifying Standard

	Hand Held	Electronic
220 y	24.0	24.24
200 m	23.9	24.14

Top 1980 Marks and Entries

Name	School	Time
Tracy Cairns	SFU	25.1
Val Dworak	BSU	25.2
Allison Falkenberg	U of I	25.3
Shavon Dennis	GFC	25.6
Sheri McCormick	CWU	25.6
Debra Carter	SPU	25.6
Karen Osburn	BSU	25.7
Darla Hasselquist	BSU	25.9
Alice Pleasant	CWU	25.9
Jacque David	GFC	26.43
Cindy Kauzlaric	UPS	26.2
Cathy Davis	EWU	26.3
Laura Jones	CWU	26.5
Merrily Boast	CWU	26.5
Jana Olson	PLU	26.5

Results

Name	School	Time
1.	_____	_____
2.	_____	_____
3.	_____	_____
4.	_____	_____
5.	_____	_____
6.	_____	_____

Team Points (Scoring: 10-8-6-4-2-1)

School	Points
1.	_____
2.	_____
3.	_____
4.	_____
5.	_____
6.	_____

880 YARD MEDLEY RELAY

Event No. 19

Saturday, 2:50 PM

AIAW Qualifying Standard

880 y 1:43.8

800 m 1:43.3

Top 1980 Marks and Entries

880 YARD MEDLEY RELAY

School	Time
SPU	1:46.6
EWU	1:49.8
BSU	1:50.28
CWU	1:52.8
U of I	1:53.09
WWU	1:53.4
WMC	1:58.1
GFC	1:59.2
NNC	2:01.6
OCE	NT
RMC	NT

Results

Name	School	Time
1.		
2.		
3.		
4.		
5.		
6.		

Team Points (Scoring: 10-8-6-4-2-1)

School	Points
1.	
2.	
3.	
4.	
5.	
6.	

BRONCO STADIUM RECORDS

Event		Recordholder	School	Year
100 M. Dash	12.06e	Lorin Barnes	Flathead Valley Community College	1979
200 M. Dash	24.9e	Lorin Barnes	Flathead Valley Community College	1979
400 M. Dash	56.2h	Kathy Weston	Oregon State University	1979
800 M. Run	2:17.1	Kristin Trom	Oregon State University	1979
1500 M. Run	4:44.74	Patsy Sharples	University of Idaho	1980
3000 M. Run	10:27.21	Ronda Burnette	Eastern Oregon State College	1979
5000 M. Run	18:36.25	Ronda Burnette	Eastern Oregon State College	1980
10,000 M. Run	40:08.4	Anne Harry	Oregon State University	1979
100 M. Hurdles	14.3e	Marsha Hamilton	University of Montana	1976
400 M. Hurdles	61.5e	Denise Anderson	Seattle Pacific College	1976
4 x 110 Yd. Relay	47.9e	Seattle Pacific College		1976
880 Yd. Medley Relay	1:50.15e	Karen Osburn, Sue Wessels Connie Taylor, Karma Osburn	Boise State University	1979
4 x 440 Yd. Relay	3:57.2	Seattle Pacific College		1976
4 x 880 Yd. Relay	9:26.1	University of Oregon		1976
High Jump	6-0	Pam Spencer	Seattle Pacific College	1976
Long Jump	19-9¼	Sherron Walker	Seattle Pacific College	1976
Shot Put	50-6½	Marcia Mecklenburg	Seattle Pacific College	1976
Discus	153-9½	Marcia Mecklenburg	Seattle Pacific College	1976
Javelin	155-10½	Mary Ann Furlong	University of Montana	1976
Pentathlon	3187 pts.	Sue Sterns	Western Washington State College	1976

W.C.I.C.



Track and Field

Conference Championships

Wednesday, April 16, 1980

George Fox College

Newberg, Oregon

George Fox

Coach: Randy Winston

Cathy Bowersox
Saundra Burns
Jacque Davis
Shavon Dennis
Rachel Hampton
Jody Hawkins
LaDonna House
Karen Maxwell
Shawna McClearen
Eileen McDougal
Lynette Phillips
Tina Stephenson
Jacquie Williams
Vonda Winkle

Willamette

Coach: Charles Bowles

Barbara Canda
Theresa Church
Christi Colburn
Ann Davis
Jodi Hendry
Debbie Jensen
Lynn Johnson
Sarah McIntyre
Cathy Nash
Michelle Randolph
Beth Reinisch
Janis Rue
Liz Saxe
Kenlynn Snowden
Paula Stewart
Leslie Wickman
Sue Widmer

Lewis & Clark

Coach: Brad Moore

Lori Longhney
Esme Jensen
Janet Bronson
Sherrie Gott
Kathy Sauer
Susan Shelton
Shelly Pontier
Molly Schmeiding
Jeannie Pfieffer
Barbara Allen
Signe Harrang
Leslie Slocum
Nancy Frederick
Cyndie Beale
Wendy Weidkamp
Cindy Wallace

Pacific University

Coach: Randy Denley

Debbie Tokuhisa
Kathy Hoagland
Joanne Hamer
Susi Chaffee
Lisa Martelon
Susie DeVore
Shari Bacon
Cindi Carrell

Linfield

Coach: Stover Harger

Laurie Buskala
Teresa Groshong
Carrie Eastman
Laurie Flagge
Diane Demorest
Jody Garrard
Mary English
Bev Harger
Connie Wishart
Carolyn Gore
Denise Stohl
Suzanne Tovrea
Janet Keeney
Leanna Mountjoy
Denise Brown
Tammy Asher
Liz Kiemle
Geri Hall
Dian Blunt
Pam Johnson
Elaine Flatch

Pacific Lutheran

Coach: Carol Auping

Mary Branson
Diana Budiselich
Lois Christian
Lisa Corwin
Tammy Gilbertson
Julie Heiden
Heather Jahr
Lori Johanson
Dianne Johnson
Monica Johnson
Rachel Lorenz
Debbie Maier
Jana Olson
Brenda Rom
Heidi Thompson
Debbie Tri
Cisca Wery
Christie Mixcon
Cameon Viebrock
Patty Buethe

LONG JUMP

WCIC RECORD:	Laurie Flagg		Linfield 1979		18'2½"
Laurie Flagg	L	18'4"	Debbie Tokuhisa	PU	15'7½"
Susie Chaffee	PU	17'43/4"	Tammy Gilbertson	PL	15'7"
Jacquie Williams	GF	16'8½"	Sarah McIntyre	W	15'6"
Karen Maxwell	GF	16'3"	Cindy Wallace	LC	ND
Brenda Rom	PL	16'2"	Jody Garrard	L	ND
Diane Demorest	L	15'11½"	Shawna McClearen	GF	ND
Paula Stewart	W	15'10½"			

HIGH JUMP

WCIC RECORD:	Lorie Loughney		Lewis & Clark 1979		5'2½"
Laurie Flagg	L	5'4"	Saundra Burns	GF	4'10"
Leslie Wickman	W	5'3"	Karen Maxwell	GF	4'10"
Lori Loughney	LC	5'2"	Sue Widmer	W	4'10"
Esme Jensen	LC	5'1"	Diane Demorest	L	4'10"
Julie Heiden	PL	5'1"	Debbie Tokuhisa	PU	4'10"
Sarah McIntyre	W	5'0"			

SHOT PUT

WCIC RECORD:	Julie Cabrido		Linfield 1977		42'5"
Teresa Groshong	L	37'11"	Cameon Viebrock	PL	32'4"
Ann Davis	W	37'2"	Esme Jensen	LC	30'4"
Kathy Hoagland	PU	35'	Rachel Hampton	GF	30'4"
Laurie Buskala	L	34'6"	Sherri Gott	LC	29'
Lynette Phillips	GF	34'2½"	Jody Hawkins	GF	29'
Janet Bronson	LC	33'11½"	Susie Devore	PU	27'
Theresa Church	W	32'53/4"	Carrie Eastman	L	ND

JAVELIN

WCIC RECORD:	Sue Banta		George Fox 1977		146'4"
Ann Davis	W	131'5"	Laurie Buskala	L	105'5"
Susie Devore	PU	119'	Lynette Phillips	GF	104'
Theresa Church	W	107'11"	Bev Harger	L	99'10"
Kathy Sauer	LC	107'7"	Cameon Viebrock	PL	96'
Mary English	L	107'7"	Jody Hawkins	GF	88'
			Tina Stephenson	GF	80'

DISCUS

WCIC RECORD:	Teresa Groshong	Linfield 1979	132'7"
--------------	-----------------	---------------	--------

Teresa Groshong	L	134'9"	Diana Budiselich	PL	94
Ann Davis	W	126'10"	Cameon Viebrock	PL	90'
Janet Bronson	LC	117'3"	Laurie Buskala	L	85'11½"
Theresa Church	W	111'5"	Jody Hawkins	GF	82'
Rachel Hampton	GF	104'11"	Carrie Eastman	L	ND
Kathy Hoagland	PU	100'			

400 METER RELAY

WCIC RECORD:	George Fox (Yates, Sparks, Hatfield, Beckler) 1979	51.6
--------------	----------------------------------------------------	------

George Fox	(Davis, Maxwell, Williams, Dennis)	49.6
Linfield	(Wishart, English, Gore, Flagg)	51.2
Pacific Lutheran	(Olson, Rom Heiden, Mixon)	51.3
Willamette	(Johnson, Rue, Reinisch, Stewart)	51.9
Lewis & Clark	(Gott, Shelton, Pfeiffer, Wallace)	53.2
Pacific	(Tokuhisa, Chaffee, Devore, Martelon)	53.5

1500 METERS

WCIC RECORD:	Eileen McDougal	George Fox 1979	4:54.9
--------------	-----------------	-----------------	--------

Denise Stohl	L	4:53.8	Cathy Nash	W	5:05.7
Suzanne Tovrea	L	4:56.3	Cisca Wery	PL	5:06
Christie Colburn	W	4:57.1	Debbie Jensen	W	5:11.9
Eileen McDougal	GF	4:59.0	Leslie Slocum	LC	5:21.6
Debbie Tri	PL	5:02	Joanne Hamer	PU	5:25
Barbara Allen	LC	5:02	Diane Johnson	PL	NT
Signe Harrang	LC	5:02.7	Janet Keeney	L	NT

100 METER HURDLES

WCIC RECORD:	Karen Maxwell	George Fox 1979	15.7
--------------	---------------	-----------------	------

Karen Maxwell	GF	15.2	Susi Chaffee	PU	17.3
Leslie Wickman	W	16.3	Esme Jensen	LC	18.0
Jeannie Pfiffer	LC	16.4	Diane Demorest	L	18.3
Sandra Burns	GF	16.4	Debbie Maier	PL	19.2
Lynn Johnson	W	17.0	Laurie Buskala	L	19.3
Jacque Williams	GF	17.0	Leanna Mountjoy	L	21.0
Heather Jahr	PL	17.2			

400 METER DASH

WCIC RECORD:	Sharon Canda	Willamette 1977	57.6
--------------	--------------	-----------------	------

Shavon Dennis	GF	57.5	Brenda Rom	PL	1:02.5
Laurie Flagg	L	1:01.1	Janis Rue	W	1:02.6
Carolyn Gore	L	1:01.3	Laurie Johanson	PL	1:02.7
Nancy Frederick	LC	1:01.6	Cindy Beale	LC	1:03.0
Michelle Randolph	W	1:02.1	Mary English	L	1:03.3
LaDonna House	GF	1:02.3	Beth Reinisch	W	1:03.9

100 METER DASH

WCIC RECORD:	Joyce Yates	George Fox 1979	12.5
--------------	-------------	-----------------	------

Jana Olson	PL	12.3	Paula Stewart	W	13.3
Jacque Davis	GF	12.6	Lisa Martelon	PU	13.3
Julie Heiden	PL	12.7	Jeannie Phieffer	LC	13.4
Susi Chaffee	PU	13.1	Cindy Wallace	LC	13.5
Jacque Williams	GF	13.1	Tammy Gilbertson	PL	13.5
Lynn Johnson	W	13.2	Connie Wishart	L	13.5
Cathy Bowersox	GF	13.2	Debbie Tokuhisa	PU	13.7
Sherrie Gott	LC	13.3			

800 METER

WCIC RECORD:	Eileen McDougal	George Fox 1979	2:24.5
--------------	-----------------	-----------------	--------

Carolyn Gore	L	2:17.2	Kenlynn Snowden	W	2:29.4
Cathy Nash	W	2:22.4	Lisa Corwin	PL	2:31
Suzanne Tovrea	L	2:25.3	Jodi Henry	W	2:34
Monica Johnson	PL	2:27.6	Shari Bacon	PU	2:35
Debbie Tri	PL	2:29	JoAnne Hamer	PU	2:38
Eileen McDougal	GF	2:29	Denise Stohl	L	NT
			Leslie Slocum	LC	NT

400 METER HURDLES

WCIC RECORD:	Elaine Kostrikin	Willamette 1979	67.1
--------------	------------------	-----------------	------

Karen Maxwell	GF	1:06.6	Leanna Mountjoy	L	1:18.2
Saundra Burns	GF	1:07.1	Theresa Church	W	1:22.4
Esme Jensen	LC	1:10.5	Cindi Carrell	PU	1:25
Heather Jahr	PL	1:14.6	Mary English	L	NT
Debbie Maier	PL	1:16.2	Sarah McIntyre	W	NT
Molly Schmeiding	LC	1:16.4	Connie Wishart	L	NT
Leslie Wickman	W	1:16.6			

200 M DASH

WCIC RECORD:	Sharon Canda	Willamette 1977	26.1
--------------	--------------	-----------------	------

Shavon Dennis	GF	25.5	Lisa Martelon	PU	27.9
Jacque Davis	GF	26.5	Michelle Randolph	WU	28.5
Jana Olson	PLU	26.6	Sherrie Gott	LC	28.7
Julie Heiden	PLU	27.0	Susan Shelton	LC	28.9
Laurie Flagg	L	27.2	Jacquie Williams	GF	NT
Christie Mixon	PLU	27.4	Carolyn Gore	L	NT
Janis Rue	WU	27.7	Jeannie Pfieffer	LC	NT
Paula Stewart	WU	27.8	Denise Brown	L	NT

3,000

WCIC RECORD:	Barb Ruth	Linfield 1979	11:01.0
--------------	-----------	---------------	---------

Janet Keeney	L	10:44.0	Windy Weidkamp	LC	12:02
Christi Colburn	WU	10:54	Liz Saxe	WU	13:16
Signe Harrang	LC	10:56.9	Jody Garrard	L	NT
Diane Johnson	PLU	10:57.1	Kirsten Ludwig	PLU	NT
Tammy Asher	L	11:02.0	Eileen McDougal	GF	NT
Cisca Wery	PLU	11:03.0	Liz Kiemle	L	NT
Debbie Jensen	WU	11:27.7	Geri Hall	L	NT
Shelley Pontier	LC	11:29.9	Bev Harger	L	NT

1600 M RELAY

WCIC RECORD:	GFC (Maxwell, Beach, Beckler, Burns)	4:08.0
--------------	--------------------------------------	--------

George Fox	(Burns, Williams, Dennis, Maxwell)	4:06.1
Linfield	(Stohl, English, Flagg, Gore)	4:11.6
Lewis & Clark	(Beal, Frederick, Jensen, Pfieffer)	4:15
Willamette	(Nash, McIntyre, Snowden, Rue)	4:17.13
Pacific Lutheran	(Johanson, Rom, Corwin, Olson)	4:17.5
Pacific	(Bacon, Hamer, Chaffee, Martelon)	4:25

WCIC TRACK AND FIELD CHAMPIONSHIPS

APRIL 16, 1980

Newberg, Oregon

CHAMPIONS

OFFICIAL STATISTICS

400 METER RELAY

1. GEORGE FOX (Davis, Maxwell, Williams, Dennis) 49.4
2. LINFIELD (Wishart, English, Gore, Flagg) 51.6
3. WILLAMETTE (Johnson, Rue, Reinisch, Stewart) 52.0
4. PLU (Olson, Rom, Jahr, Nixon) 52.2
5. PACIFIC (Tokuhisa, Chaffee, DeVore, Martelon) 52.9
6. LEWIS & CLARK (Cott, Shelton, Pfeiffer, Beale) 53.9

(New record, Old record 51.6 by George Fox 1979)

1500 METER RUN

- | | | |
|--------------------|------------------|--------|
| 1. Denise Stohi | Linfield | 4:52.2 |
| 2. Christi Colburn | Willamette | 4:56.7 |
| 3. Signe Harrang | Lewis & Clark | 5:00.0 |
| 4. Janet Keeney | Linfield | 5:00.3 |
| 5. Debbie Tri | Pacific Lutheran | 5:02.0 |
| 6. Suzanne Tovrea | Linfield | 5:02.1 |

(New record, Old record 4:54.9 by Eileen McDougal, GFC 1979)

100 METER HURDLES

- | | | |
|---------------------|------------------|------|
| 1. Karen Maxwell | George Fox | 15.5 |
| 2. Saundra Burnas | George Fox | 16.1 |
| 3. Jeannie Pfeiffer | Lewis & Clark | 16.2 |
| 4. Leslie Wickman | Willamette | 16.6 |
| 5. Susi Chaffee | Pacific Lutheran | 18.2 |
| 6. Laurie Buskala | Linfield | 18.9 |

(New record, Old record 15.7 by Karen Maxwell, GFC 1979)

V

SHOT PUT

1. Teresa Groshong	Linfield	38'3½"
2. Ann Davis	Willamette	36'7½"
3. Laurie Buskala	Linfield	34'10"
4. Theresa Church	Willamette	34'3½"
5. Lynette Phillips	George Fox	33'3½"
6. Cameon Viebrock	Pacific Lutheran	31'11½"

100 METER DASH

1. Jacque Davis	George Fox	12.7
2. Jana Olson	Pacific Lutheran	12.8
3. Jacquie Williams	George Fox	13.0
4. Lynn Johnson	Willamette	13.1
5. Susi Chaffee	Pacific	13.2
6. Cathy Bowersox	George Fox	13.7
6. Lisa Martelon	Pacific	13.7
6. Jeannie Pfeiffer	Lewis & Clark	13.7

400 METER DASH

1. Shavon Dennis	George Fox	57.6
2. Laurie Flagg	Linfield	59.9
3. Carolyn Gore	Linfield	61.0
4. Janet Rue	Willamette	61.3
5. Nancy Frederick	Lewis & Clark	62.2
6. Brenda Rom	Pacific Lutheran	62.9

(Conference record tied, Shavon Dennis, GFC 1979)

800 METER RUN

1. Carolyn Gore	Linfield	2:24.7
2. Monica Johnson	Pacific Lutheran	2:25.7
3. Cathy Nash	Willamette	2:25.8
4. Suzanne Toyrea	Linfield	2:29.9
5. Kenlynn Snowden	Willamette	2:30.0
6. Eileen McDougall	George Fox	2:30.2

JAVELIN

1. Susie DeVore	Pacific	118'1"
2. Ann Davis	Willamette	114'4"
3. Kathy Sauer	Lewis & Clark	107'9"
4. Laurie Buskala	Linfield	106'6"
5. Lynette Phillips	George Fox	97'10"
6. Cameon Viebrock	Pacific Lutheran	94'4"

400 METER HURDLES

1. Karen Maxwell	George Fox	65.8
2. Sandra Burns	George Fox	69.4
3. Esme Jensen	Lewis & Clark	70.5
4. Molly Schmeiding	Lewis & Clark	74.4
5. Heather Jahr	Pacific Lutheran	76.0
6. Mary English	Linfield	1:17.6

200 METER HURDLES

1. Shavon Dennis	George Fox	25.7
2. Jacquie Williams	George Fox	26.7
3. Jacque Davis	George Fox	26.8
4. Laurie Flagg	Linfield	26.9
5. Jana Olson	Pacific Lutheran	27.0
6. Christie Nixon	Pacific Lutheran	27.3

(New record, Old record Sharon Canda of Willamette 1977 26.1)

HIGH JUMP

1. Leslie Wickman	Willamette	5'2"
2. Sue Widmer	Willamette	5'8"
3. Esme Jensen	Lewis & Clark	4'10"
3. Debbie Tokuhisa	Pacific	4'10"
5. Laurie Flagg	Linfield	4'10"
6. Karen Maxwell	George Fox	4'10"

3,000 METER RUN

1. Christi Colburn	Willamette	10:52.7
2. Diane Johnson	Pacific Lutheran	10:54.3
3. Janet Keeney	Linfield	10:56.1
4. Cisca Wery	Pacific Lutheran	11:00.5
5. Signe Harrang	Lewis & Clark	11:08.3
6. Debbie Jenson	Willamette	11:13.4

(New record, Old record 11:01.0 by Barb Ruth of Linfield 1979)

DISCUS

1. Teresa Groshong	Linfield	130'1"
2. Ann Davis	Willamette	126'9½"
3. Janet Bronson	Lewis & Clark	116'10"
4. Teresa Church	Willamette	115'6"
5. Rachel Hampton	George Fox	93'6"
6. Laurie Buskala	Linfield	92'9"

LONG JUMP

1. Laurie Flagg	Linfield	17'9½"
2. Jacquie Williams	George Fox	17'2½"
3. Susis Chaffee	Pacific	16'4½"
4. Diane Demorest	Linfield	16'4"
5. Brenda Rom	Pacific Lutheran	16'1 3/4"
6. Debbie Tokuhisa	Pacific	15'11"

1600 METER RELAY

1. GEORGE FOX (Burns, Williams, Dennis, Maxwell)	4:07.4
2. WILLAMETTE (Nash, McIntyre, Snowden, Rue)	4:11.2
3. LINFIELD (Stohl, English, Flagg, Gore)	4:14.5
4. LEWIS & CLARK (Beale, Frederick, Jensen, Pfeiffer)	4:19.3
5. PACIFIC LUTHERAN (Johnson, Rom Corwin, Olson)	4:19.3

(New record, Old record 4:08.0 by George Fox 1976)

Team Standing: 1. George Fox - 122 1/3 Linfield - 116 Willamette- 103
Pacific Lutheran - 49 Lewis & Clark - 48½ Pacific - 28½

Oregon College Relays
3-8-80

Sunshine
60'±
no wind

4 Mile Relay	Rochholz	63		Cole	65		Pearson	67		Stuart	64
17:46.0	4:18.2	65	2:08	4:32	69	2:14	4:32	69	2:16	4:23	67
		65			71			68			67
		66.2	2:11		67	2:18		68	2:16		65
											2:12

440 Relay	Sherman		Van Winkle	Anders	Reynolds
44.0					

Sprint	Reynolds		Wilkinson	Sherman	Frisk
Medley	22.3		11.9	10.3	51.1
1:34.5					

2 Mile Relay	Cole	60		Stuart	52		Olds	58		Anders	56
7:57.8	2:07.8	67.8		1:54.2	62.2		1:58	60		1:57.8	61.8

880 Relay	Sherman		Cloud	Swafford	Reynolds
1:35.5	22.7		23.6	24.7	23.3
official					
splits add to 1:34.3					

Mile Relay	Oberst		Frisk	Van Winkle	Anders
3:24.6	52.6		51.7	50.6	49.7

10,000	Rochholz	81	76	79	76	80	80	65
	32:18.3	74	76	78	77	80	80	
		74	77	78	76	80	82	
		76	75	77	80	80	80	
		5:05	5:04	5:12	5:09	5:20	5:22	

Results of 1980 Oregon Small College Relay Meet at Willamette University

4 Mile Relay: 1. Portland(Buckner, Strange, Stepan, Holmes) 17:25.8 (NR)
2. Willamette 17:35.6 3. Lewis & Clark 17:37.4 4. George Fox
17:46.0

440 Relay: 1. Pacific(Grubb, Cameron, Inman, Winbush) 43.5 2. Willamette
43.6 3. Linfield 43.8 4. George Fox 44.0 5. Portland 44.0
6. Lewis & Clark 44.4 7. Oregon College nt

Hammer Relay: Lewis & Clark(Dobinski 145-3, Earnshaw 137-0, French 108-1)
390-4 2. Linfield(Dotson 125-5, Carter 120-6, Luoto 118-5) 364-4
3. George Fox(Curtis 139-7, Miller 84-3, Smith nm) 213-10
4. Portland(Kricheusky) 101-2

Distance Medley Relay: 1. Linfield(Maryott, Brown, Andersen, Kraus) 10:27.1
2. Oregon College 10:34.8 3. Pacific 10:44.3 4. Portland 10:49.5
5. Lewis & Clark 11:25.1

Sprint Medley Relay: 1. Pacific(Cameron, Inman, Winbush, Grubb) 1:34.3
2. George Fox 1:34.5 3. Portland 1:37.6 4. Willamette 1:38.0
5. Linfield 1:40.6 6. Lewis & Clark 1:42.1

Pole Vault Relay: 1. George Fox(Oberst 13-6, Heydel 12-0) 25-0
2. Oregon College(Leader) 12-6

2 Mile Relay: 1. Portland(Larson, Buckner, Holmes, Stepan) 7:54.4 (Ties R)
2. George Fox 7:57.7 3. Lewis & Clark 8:03.2 4. Oregon College
8:37.6

Javelin Relay: 1. George Fox(Reynolds 182-7, Holbrook 168-11, Carson
154-9) 500-3 2. Portland(Ortega 176-11, Oretz 165-7, Larson 145-10)
488-4 3. Linfield(Wegner 191-5, Casteel 173-9, Ernst nm) 365-2
4. Oregon College(Elder 161-3, Emery 112-9, Thomas 68-8) 342-8
5. Lewis & Clark(Uyehara 189-0, Pullin nm) 189-0

800 Relay: 1. Portland(Jackson, Huppert, Edwards, Hickman) 1:31.3
2. Linfield 1:31.4 3. Willamette 1:34.0 4. George Fox 1:35.5
5. Pacific 1:36.9 6. Lewis & Clark 1:41.1 7. Oregon College 1:45.4

Shotput Relay: 1. Willamette(Beane 49-10, Backman 45-2½, Davenport 36-11½)
131-11 ¾ 2. Lewis & Clark(Uyehara 40-2, Fagerberg 37-1½, Friday
47-4½) 124-7 ¾ 3. Linfield(Jaqua 44-7½, Dotson 38-4½, Boston
35-6) 118-6 4. George Fox(Curtis 38-9½, Reynolds 37-11½, Keeran
36-6) 113-2 ¾ 5. Oregon College(Johnson 39-11, Highberger 39-5)
79-4 6. Portland(Staple) 48-10½ 7. Pacific(Marshall) 33-8½

High Jump Relay: 1. Willamette(Wallace 6-6, Davenport 6-2, Gabriel 6-0)
18-8 2. Portland(Carvalho 6-4, Ferry 6-2, Larson 6-0) 18-6
3. Linfield(Livermore 6-2, Evergin 6-0, Martin 5-9) 17-11
4. George Fox(Quiring 6-4, Swafford 5-9, Heydel 5-9) 17-10

Discus Relay: 1. Linfield(Jaqua 143-3, Luoto 116-3, Caster 104-8) 364-3
2. Lewis & Clark(Uyehara 121-7, Friday 120-0, Pullin 106-4) 347-11
3. George Fox(Kaeran 144-3, Miller 116-9, Curtis nm) 261-0
4. Pacific(Marshall) 105-6

Long Jump Relay: 1. Willamette(Hansen 22-3, Davenport 20-4, Brown 21-2)
63-9 (NR) 2. Linfield(Reed 20-9 ¾, Snaw 20-7, Ellings 19-11 ¾)
61-4½ 3. Portland(Hughes 20-2, Terry 20-7, Wright 20-6 ¾) 61-3 ¾
4. George Fox(Cloud 20-4½, Quiring 19-10 ¾, Carson 19-5) 59-8
5. Lewis & Clark(Robertson 20-7½, Pullin 20-7½, Ordway 17-10½)
59-1 6. Oregon College(Beckley 20-10½, Han 18-7½, Walker nd) 39-5½

Mile Relay: 1. Portland(Teuschler, Edwards, Huppert, Stepan) 3:22.4
2. Lewis & Clark 3:24.6 3. George Fox 3:24.7 4. Pacific 3:25.0
5. Willamette 3:25.1 6. Linfield 3:25.9 7. Oregon College 3:44.8

10000 Meter Run: 1. David Holmes, Portland 31:49.0 2. Tim Rochholz,
GF 32:18.3 3. Malinski and Sherry, Portland 34:25.0 5. Huggins,
OCE 35:37.5 6. Sullivan, OCE 35:37.6 7. Kunkle, Portland 36:31
8. Blaufus, OCE 37:47 9. Rankin, OCE 38:11

Thanks to all the coaches and athletes for their cooperation. I really appreciated that each school could run off one of the field events. I hope we can continue this meet on this date next year. If no one else wishes to host it Willamette will do so again.

Charles Bowles
Willamette Track Coach