

Baseball

George Fox University Athletics

1996

1996 Statistics

George Fox University Archives


Follow this and additional works at: https://digitalcommons.georgefox.edu/athletics_baseball

Recommended Citation

George Fox University Archives, "1996 Statistics" (1996). *Baseball*. 61.
https://digitalcommons.georgefox.edu/athletics_baseball/61

This Statistics is brought to you for free and open access by the George Fox University Athletics at Digital Commons @ George Fox University. It has been accepted for inclusion in Baseball by an authorized administrator of Digital Commons @ George Fox University. For more information, please contact arolfe@georgefox.edu.

STATISTICS



*Joe Gordon hit 13 doubles in 1995,
sixth best in GFC history.*

1995 Season Statistics


HITTING

| PLAYER | GP | AB | R | H | 2B | 3B | HR | RBI | BA | SB/SBA | BB | K'S | E |
|---------------|-----------|--------------|------------|------------|-----------|----------|-----------|------------|-------------|--------------|------------|------------|------------|
| Beyers | 44 | 167 | 44 | 63 | 9 | 1 | 5 | 17 | .377 | 7/8 | 21 | 15 | 17 |
| Iranshad | 44 | 164 | 29 | 46 | 11 | 0 | 2 | 24 | .280 | 1/1 | 16 | 21 | 13 |
| Corey | 44 | 170 | 12 | 48 | 12 | 3 | 8 | 28 | .282 | 0/0 | 19 | 28 | 14 |
| Janosky | 43 | 125 | 31 | 32 | 7 | 1 | 5 | 25 | .256 | 6/6 | 32 | 42 | 2 |
| Jaramillo | 40 | 118 | 18 | 30 | 5 | 0 | 0 | 18 | .254 | 2/2 | 35 | 27 | 2 |
| Gordon | 38 | 128 | 25 | 39 | 13 | 1 | 7 | 29 | .305 | 1/1 | 15 | 26 | 19 |
| Hoover | 39 | 120 | 11 | 28 | 5 | 0 | 0 | 19 | .233 | 5/6 | 24 | 40 | 9 |
| Graham | 36 | 130 | 10 | 30 | 4 | 0 | 1 | 24 | .231 | 1/1 | 8 | 16 | 4 |
| Muñoz | 38 | 149 | 18 | 48 | 6 | 0 | 1 | 14 | .322 | 9/10 | 10 | 13 | 2 |
| Ford | 23 | 66 | 10 | 14 | 1 | 0 | 0 | 1 | .212 | 1/1 | 5 | 5 | 4 |
| Foote | 8 | 14 | 10 | 3 | 0 | 0 | 0 | 1 | .214 | 8/8 | 1 | 3 | 1 |
| Spurlock | 16 | 35 | 3 | 3 | 0 | 0 | 0 | 0 | .086 | 2/2 | 2 | 14 | 4 |
| White | 1 | 2 | 1 | 1 | 0 | 0 | 0 | 2 | .500 | 0/0 | 0 | 0 | 0 |
| Nickel | 1 | 2 | 0 | 0 | 0 | 0 | 0 | 0 | .000 | 0/0 | 0 | 2 | 1 |
| TOTALS | 44 | 1,377 | 229 | 384 | 69 | 6 | 29 | 198 | .279 | 43/45 | 177 | 245 | 105 |

PITCHING

| PITCHER | GP | IP | W | L | GS | S | H | R | ER | BB | SO | ERA |
|---------------|-----------|---------------|-----------|-----------|-----------|----------|------------|------------|------------|------------|------------|-------------|
| Graham | 13 | 76.66 | 4 | 8 | 12 | 0 | 74 | 60 | 45 | 33 | 37 | 5.31 |
| Tobin | 1 | 4.66 | 0 | 1 | 1 | 0 | 2 | 6 | 1 | 5 | 0 | 1.93 |
| Fast | 12 | 68.33 | 3 | 4 | 6 | 0 | 65 | 51 | 40 | 26 | 33 | 5.28 |
| Avery | 7 | 26.33 | 0 | 3 | 4 | 0 | 40 | 24 | 20 | 10 | 11 | 6.84 |
| Calaba | 15 | 61.66 | 5 | 7 | 11 | 0 | 63 | 53 | 48 | 55 | 44 | 7.06 |
| Meyers | 1 | 1.0 | 0 | 0 | 0 | 0 | 0 | 0 | 0 | 0 | 1 | 0.00 |
| Clark | 17 | 38.33 | 1 | 2 | 1 | 1 | 27 | 21 | 12 | 18 | 21 | 2.83 |
| Muñoz | 9 | 52.66 | 2 | 4 | 9 | 0 | 82 | 44 | 39 | 12 | 20 | 6.72 |
| Chew | 12 | 28.33 | 0 | 0 | 1 | 0 | 33 | 30 | 25 | 26 | 14 | 8.00 |
| Iranshad | 1 | 1.0 | 0 | 0 | 0 | 0 | 2 | 2 | 1 | 0 | 1 | 9.00 |
| Jaramillo | 2 | 2.33 | 0 | 0 | 0 | 0 | 5 | 4 | 3 | 4 | 1 | 11.59 |
| TOTALS | 44 | 361.33 | 15 | 29 | 44 | 1 | 393 | 295 | 234 | 189 | 183 | 5.83 |

George Fox Single-Season Records



Fernando Pol

INDIVIDUAL BATTING

Batting Avg. (50 AB min.)

| | | |
|------|-------------------|------|
| .537 | Mick Gwilym | 1971 |
| .500 | Kelly Champ | 1976 |
| .434 | Miguel Rivera | 1990 |
| .426 | Miguel Rivera | 1989 |
| .426 | Keven Bottenfield | 1986 |
| .412 | Aaron Knotts | 1994 |
| .410 | Keven Bottenfield | 1985 |
| .403 | Chris Wakeland | 1994 |
| .402 | Fernando Pol | 1992 |
| .401 | Tony Robertson | 1993 |

At Bats

| | | |
|-----|---------------|------|
| 184 | Mike Nadeau | 1994 |
| 176 | Adam Kershaw | 1994 |
| 170 | Aaron Knotts | 1994 |
| 170 | Ryan Corey | 1995 |
| 167 | Marty Beyers | 1995 |
| 164 | Tony Iranshad | 1995 |
| 160 | Gary Boyer | 1991 |
| 160 | Kevin Watson | 1994 |
| 158 | Tony Spencer | 1992 |
| 159 | Mike Thompson | 1994 |

Hits

| | | |
|----|----------------|------|
| 70 | Aaron Knotts | 1994 |
| 67 | Mike Nadeau | 1994 |
| 63 | Marty Beyers | 1995 |
| 59 | Mike Thompson | 1994 |
| 58 | Mike Nadeau | 1993 |
| 58 | Chris Wakeland | 1994 |
| 55 | Tony Robertson | 1993 |
| 53 | Fernando Pol | 1992 |
| 53 | Adam Kershaw | 1994 |
| 52 | Gary Boyer | 1991 |

Games

| | | |
|----|--------------|------|
| 47 | Tony Spencer | 1992 |
| 45 | Matt Capka | 1992 |
| 45 | Sean Bahrt | 1992 |
| 45 | Gary Boyer | 1991 |
| 44 | 10 Players | |

Runs

| | | |
|----|---------------|------|
| 59 | Mike Nadeau | 1993 |
| 56 | Mike Thompson | 1994 |
| 54 | Mike Nadeau | 1994 |

| | | |
|----|----------------|------|
| 46 | Aaron Knotts | 1994 |
| 44 | Marty Beyers | 1995 |
| 43 | Gary Boyer | 1991 |
| 40 | Dan Stupur | 1989 |
| 40 | Mike Nadeau | 1992 |
| 40 | Chris Wakeland | 1994 |
| 38 | Miguel Rivera | 1989 |

Doubles

| | | |
|----|-------------------|------|
| 20 | Gary Boyer | 1991 |
| 16 | Keven Bottenfield | 1985 |
| 15 | Aaron Knotts | 1994 |
| 13 | Joe Gordon | 1995 |
| 14 | Dan Stupur | 1989 |
| 14 | Chris Wakeland | 1994 |
| 13 | Brandon Crosier | 1992 |
| 12 | Matt Capka | 1993 |
| 12 | Mike Thompson | 1994 |
| 12 | Ryan Corey | 1995 |

Triples

| | | |
|---|------------------|------|
| 8 | Chris Wakeland | 1994 |
| 5 | Mike Thompson | 1994 |
| 4 | Dan Stupur | 1989 |
| 4 | Mike Nadeau | 1994 |
| 3 | Dave Morgan | 1971 |
| 3 | Wade Witherspoon | 1981 |
| 3 | Matt Capka | 1993 |
| 3 | Adam Kershaw | 1994 |
| 3 | Ryan Corey | 1995 |

Home Runs

| | | |
|----|-------------------|------|
| 12 | Fernando Pol | 1992 |
| 10 | Kevin Watson | 1994 |
| 8 | Ryan Corey | 1995 |
| 8 | Aaron Knotts | 1994 |
| 7 | Gayle Beebe | 1981 |
| 7 | Phil Marchant | 1988 |
| 7 | Kevin Kvarnstrom | 1990 |
| 7 | Josh Gilbert | 1993 |
| 7 | Joe Gordon | 1995 |
| 6 | Keven Bottenfield | 1986 |
| 6 | Frank Wakayama | 1988 |
| 6 | Dan Stupur | 1989 |
| 6 | Mike Thompson | 1994 |
| 6 | Adam Kershaw | 1994 |

RBI's

| | | |
|----|------------------|------|
| 51 | Fernando Pol | 1992 |
| 50 | Dan Stupur | 1989 |
| 49 | Kevin Watson | 1994 |
| 48 | Josh Gilbert | 1993 |
| 47 | Chris Wakeland | 1994 |
| 46 | Aaron Knotts | 1994 |
| 46 | Adam Kershaw | 1994 |
| 40 | Kevin Kvarnstrom | 1991 |
| 38 | Mike Thompson | 1994 |
| 37 | Mike Nadeau | 1993 |

Stolen Bases

| | | |
|----|----------------|------|
| 28 | Mike Nadeau | 1994 |
| 25 | John Votaw | 1982 |
| 19 | Mike Nadeau | 1993 |
| 16 | Mike Nadeau | 1992 |
| 16 | Miguel Rivera | 1989 |
| 15 | John Votaw | 1984 |
| 15 | Dan Stupur | 1989 |
| 14 | Mike Thompson | 1994 |
| 10 | Gary Boyer | 1990 |
| 10 | Tony Robertson | 1993 |

Strikeouts

| | | |
|----|-----------------|------|
| 42 | Jeff Janosky | 1995 |
| 40 | Rob Hoover | 1995 |
| 30 | Mike Thompson | 1994 |
| 28 | Ryan Corey | 1995 |
| 27 | Ryan Corey | 1994 |
| 27 | Aaron Jaramello | 1995 |
| 26 | Joe Gordon | 1995 |
| 25 | Adam Kershaw | 1994 |
| 24 | Tony Downs | 1990 |
| 24 | Josh Gilbert | 1993 |
| 24 | Kevin Watson | 1994 |

Base on Balls

| | | |
|----|----------------|------|
| 40 | Chris Wakeland | 1994 |
| 35 | Jeff Jaramello | 1995 |
| 32 | Jeff Janosky | 1995 |
| 31 | Kevin Goodman | 1989 |
| 29 | Hector Velez | 1988 |
| 29 | Adam Kershaw | 1994 |
| 28 | Fernando Pol | 1992 |
| 28 | Davin Miyamura | 1993 |
| 28 | Mike Thompson | 1994 |
| 26 | Miguel Rivera | 1989 |
| 26 | Fernando Pol | 1993 |

TEAM BATTING

| | | |
|--------------|-------|------|
| Batting Avg. | 337 | 1975 |
| Runs | 496 | 1994 |
| Runs | 397 | 1994 |
| Doubles | 190 | 1994 |
| Triples | 30 | 1994 |
| HRs | 43 | 1994 |
| RBI | 373 | 1994 |
| Stolen Bases | 73 | 1994 |
| At Bats | 1,502 | 1994 |

Season Batting Averages

| | | | |
|------|-----|------|-----|
| 1995 | 379 | 1989 | 330 |
| 1994 | 330 | 1988 | 306 |
| 1993 | 313 | 1987 | 303 |
| 1992 | 306 | 1986 | 298 |
| 1991 | 303 | 1985 | 296 |
| 1990 | 306 | 1984 | 287 |

INDIVIDUAL PITCHING

Innings Pitched

| | | |
|-------|----------------|------|
| 86.33 | Clark Anderson | 1993 |
| 78.67 | Greg Mozel | 1985 |
| 76.67 | Danny Graham | 1995 |
| 73.33 | Rob Gehrke | 1992 |
| 73.33 | John Nichols | 1989 |
| 70.67 | Rod Jackson | 1988 |
| 70.33 | Jeremy Greene | 1994 |
| 69.00 | Chris Anderson | 1986 |
| 68.67 | Troy Schrenk | 1994 |
| 68.33 | Nate Fast | 1995 |

Games

| | | |
|----|----------------|------|
| 17 | Vincent DeJoia | 1991 |
| 17 | Will Clark | 1995 |
| 16 | Tom Bohlman | 1992 |
| 16 | J.R. Cock | 1991 |
| 16 | Kevin Lucke | 1987 |
| 16 | Clark Anderson | 1993 |
| 16 | Tom Bohlman | 1993 |
| 16 | Mark Andersen | 1994 |
| 15 | Scott Johnson | 1985 |
| 15 | Rod Jackson | 1988 |
| 15 | Kevin Calaba | 1995 |

Wins


| | | |
|---|----------------|------|
| 8 | Troy Schrenk | 1994 |
| 7 | Jeremy Greene | 1994 |
| 6 | Kevin Lucke | 1988 |
| 6 | John Nichols | 1989 |
| 6 | Rob Oliver | 1990 |
| 6 | Clark Anderson | 1992 |
| 6 | Clark Anderson | 1993 |
| 5 | Eight players | |

Strikeouts

| | | |
|----|---------------|------|
| 65 | John Nichols | 1989 |
| 60 | Rob Gehrke | 1992 |
| 60 | Troy Schrenk | 1994 |
| 52 | Rob Gehrke | 1993 |
| 49 | Jeremy Greene | 1994 |
| 44 | Kevin Calaba | 1995 |
| 43 | Rob Oliver | 1991 |
| 43 | Ed McClellan | 1991 |
| 43 | Rod Jackson | 1988 |
| 42 | Todd Miller | 1984 |

ERA (Min. 30 IP)

| | | |
|------|----------------|------|
| 0.89 | Dave Scarth | 1981 |
| 2.05 | Jeremy Greene | 1994 |
| 2.54 | Dave Callaghan | 1981 |
| 2.56 | Tom Evans | 1981 |
| 2.83 | Will Clark | 1995 |
| 3.02 | Rob Oliver | 1991 |
| 3.11 | Jason Williams | 1991 |
| 3.13 | Clark Anderson | 1993 |
| 3.15 | Troy Schrenk | 1994 |
| 3.18 | Jason Williams | 1992 |



Tom Bohlman

Complete Games

| | | |
|---|----------------|------|
| 6 | Kevin Lucke | 1988 |
| 6 | John Nichols | 1989 |
| 6 | Rob Gehrke | 1992 |
| 6 | Clark Anderson | 1993 |
| 6 | Rob Gehrke | 1993 |
| 6 | Jeremy Greene | 1994 |
| 4 | Rob Oliver | 1991 |
| 4 | Ed McClellan | 1991 |

Saves

| | | |
|---|----------------|------|
| 4 | Tom Bohlman | 1993 |
| 2 | Vincent DeJoia | 1991 |

Strikeouts per 9 innings (30-inning min.)

| | | |
|-------|----------------|------|
| 10.53 | Mark Andersen | 1994 |
| 7.98 | John Nichols | 1989 |
| 7.92 | Troy Schrenk | 1994 |
| 7.39 | Rob Gehrke | 1992 |
| 7.30 | Rob Gehrke | 1993 |
| 7.13 | Vincent DeJoia | 1991 |
| 6.67 | Ed McClellan | 1991 |
| 6.51 | Rob Oliver | 1991 |
| 6.42 | Kevin Calaba | 1995 |
| 6.29 | Jeremy Greene | 1994 |

Walks per 9 innings (30-inning min.)

| | | |
|------|----------------|------|
| 2.20 | Clark Anderson | 1993 |
| 2.34 | John Nichols | 1989 |
| 2.67 | Clark Anderson | 1992 |
| 3.01 | Kevin Lucke | 1988 |
| 3.18 | Rob Oliver | 1991 |
| 3.30 | Vincent DeJoia | 1992 |
| 3.52 | Jason Williams | 1992 |
| 3.94 | Rod Jackson | 1989 |
| 3.94 | Phil Lyman | 1994 |
| 4.24 | Jason Stanley | 1993 |

TEAM PITCHING

| | | |
|----------------------|------|------|
| GP | 47 | 1992 |
| IP | 360 | 1992 |
| ERA | 3.44 | 1992 |
| SO | 254 | 1991 |
| SHO | 8 | 1992 |
| Fewest ER per 9 inn. | 3.66 | 1992 |

Earned Run Average

| | | | |
|------|------|------|------|
| 1995 | 3.83 | 1989 | 4.65 |
| 1994 | 4.17 | 1988 | 4.96 |
| 1993 | 4.24 | 1987 | 6.51 |
| 1992 | 3.44 | 1986 | 5.82 |
| 1991 | 3.98 | 1985 | 6.79 |
| 1990 | 4.67 | 1984 | 7.79 |



*1921 George Fox baseball team.
(formerly Pacific College)*

H I S T O R Y



Accolades

| | | | |
|--------------------------|----|-------------------------------------|------------------|
| Keven Bottenfield | C | NAIA District 2 First Team | 1985,'86 |
| | | All-Independent League | 1985 |
| | | Timber-Prairie League First Team | 1986 |
| Gene Christian | U | NAIA District 2 Second Team | 1985 |
| | | All-Independent League | 1985 |
| Dean Boening | OF | NAIA District 2 Second Team | 1985 |
| | | All-Independent League | 1985 |
| David Chambers | OF | All-Independent League | 1985 |
| Mike Williams | OF | All-Independent League | 1985 |
| | | Timber-Prairie League Second Team | 1986 |
| Matt Nosack | IF | Timber-Prairie League Hon. Ment. | 1986 |
| Marce Sellas | OF | Timber-Prairie League Hon. Ment. | 1986 |
| | | Independent League First Team | 1987 |
| Chris Anderson | P | Timber-Prairie League Hon. Ment. | 1986 |
| Hector Velez | IF | Timber-Prairie League Hon. Ment. | 1986 |
| | | Independent League First Team | 1987 |
| Rudy Barcarse | DH | Independent League First Team | 1987 |
| Kevin Lucke | P | Independent League Second Team | 1987 |
| | | Metro-Valley First Team | 1988 |
| Dave McKinney | U | Independent League Second Team | 1987 |
| | | Metro-Valley Second Team | 1988 |
| Miguel Rivera | IF | NAIA District 2 First Team | 1988,'89,'90,'91 |
| | | Metro-Valley League First Team | 1988,'89,'90,'91 |
| | | Metro-Valley Player of the Year | 1990,'91 |
| | | NAIA All-American Hon. Ment. | 1989 |
| Frank Wakayama | OF | NAIA District 2 First Team | 1988,'90 |
| | | Metro-Valley League First Team | 1988,'90 |
| Scott Rader | P | Metro-Valley League First Team | 1988 |
| | OF | Metro-Valley League First Team | 1990 |
| Fernando Pol | OF | Metro-Valley League Second Team | 1988 |
| | DH | Metro-Valley League First Team | 1991,'92 |
| | | NAIA District 2 Hon. Ment. | 1991 |
| | | NAIA District 2 First Team | 1992 |
| | | Metro-Valley Player of the Year | 1992 |
| Darryl Brown | P | Metro-Valley League First Team | 1989 |
| Dan Stupor | IF | NAIA District 2 First Team | 1989 |
| Steve Lampkin | C | Metro-Valley League First Team | 1989,'90,'91,'92 |
| | | NAIA District 2 Honorable Ment. | 1992 |
| Kevin Goodman | IF | Metro-Valley League First Team | 1989,'90 |
| Dino Fiarito | U | Metro-Valley League First Team | 1989,'91 |
| | | NAIA District 2 Honorable Ment. | 1991 |
| Chris Berg | P | Metro-Valley League Second Team | 1989 |
| Gary Boyer | OF | NAIA District 2 First Team | 1990,'91 |
| | | Metro-Valley League First Team | 1990,'91 |
| Ed McClellan | P | Metro-Valley League First Team | 1990,'91 |
| | | NAIA District 2 Honorable Ment. | 1991 |
| Rob Oliver | P | Metro-Valley League First Team | 1990,'91 |
| | | NAIA District 2 Honorable Ment. | 1991 |
| Kevin Kvarnstrom | IF | Metro-Valley League First Team | 1990,'91 |
| | | NAIA District 2 Honorable Ment. | 1991 |
| Matt Capka | IF | NAIA District 2 Honorable Ment. | 1991,'92 |
| | | Metro-Valley League First Team | 1991,'92 |
| | | NAIA National Player of the Week | 5/3-8/'93 |
| Sean Bahrt | OF | NAIA District 2 Honorable Ment. | 1991,'92 |
| | | Metro-Valley League First Team | 1991,'92 |
| Steve Mills | P | Metro-Valley League First Team | 1991 |
| Jim Richardson | IF | Metro-Valley League Hon. Ment. | 1991 |

1989 All-American Miguel Rivera

| | | | |
|-------------------------|----|--|-------------|
| Jason Williams | P | Metro-Valley League Hon. Ment. | 1991 |
| | | NAIA District 2 Honorable Ment. | 1992 |
| | | Metro-Valley League First Team | 1992 |
| Mike Nadeau | IF | NAIA District 2 Honorable Ment. | 1992 |
| | | Metro-Valley League First Team | 1992 |
| | | NAIA District 2 First Team | 1993,'94 |
| | | Cascade League First Team | 1993,'94 |
| | | NAIA District 2 Player of the Year | 1994 |
| | | Cascade Conference Co-Player of the Year | 1994 |
| Brandon Crosier | OF | NAIA District 2 Honorable Ment. | 1992 |
| | | Metro-Valley League First Team | 1992 |
| | | Cascade League Honorable Ment. | 1993 |
| Tony Spencer | OF | NAIA District 2 Honorable Ment. | 1992 |
| | | Metro-Valley League First Team | 1992 |
| Clark Anderson | P | NAIA District 2 Honorable Ment. | 1992,'93 |
| | | Metro-Valley League First Team | 1992 |
| | | Cascade League Honorable Ment. | 1993 |
| Rob Gehrke | P | NAIA District 2 Honorable Ment. | 1992 |
| | | Metro-Valley League First Team | 1992 |
| Tom Bohlman | P | NAIA District 2 Honorable Ment. | 1992 |
| | | Metro-Valley League First Team | 1992 |
| Gage Campbell | DH | Metro-Valley League Second Team | 1992 |
| Vincent DeJoia | P | Metro-Valley League Second Team | 1992 |
| Brent Gruber | P | Metro-Valley League Second Team | 1992 |
| Darrell Dirks | P | Metro-Valley League Hon. Ment. | 1992 |
| Josh Gilbert | IF | NAIA District 2 First Team | 1993 |
| | | Cascade League First Team | 1993 |
| Tony Robertson | DH | NAIA All-American Hon. Ment. | 1993 |
| | | NAIA District 2 First Team | 1993 |
| | | Cascade League First Team | 1993 |
| Aaron Knotts | IF | NAIA District 2 First Team | 1994 |
| | | Cascade Conference First Team | 1994 |
| Adam Kershaw | IF | NAIA District 2 First Team | 1994 |
| | | Cascade Conference First Team | 1994 |
| Chris Wakeland | OF | NAIA District 2 First Team | 1994 |
| | | Cascade Conference First Team | 1994 |
| Michael Thompson | OF | NAIA All-American Hon. Ment. | 1994 |
| | | NAIA All-Far West Region | 1994 |
| | | NAIA District 2 First Team | 1994 |
| | | Cascade Conference First Team | 1994 |
| Jeremy Greene | P | NAIA District 2 First Team | 1994 |
| | | Cascade Conference Pitcher of the Year | 1994 |
| | | Cascade Conference First Team | 1994 |
| Troy Schrenk | P | NAIA District 2 First Team | 1994 |
| | | Cascade Conference First Team | 1994 |
| Ryan Corey | C | Cascade Conference First Team | 1994 |
| | | Cascade Conference Hon. Ment. | 1995 |
| Kevin Watson | OF | Cascade Conference Hon. Ment. | 1994 |
| Mark Andersen | P | Cascade Conference Hon. Ment. | 1994 |
| Phil Lyman | P | Cascade Conference Hon. Ment. | 1994 |
| Tony Iranshad | IF | Cascade Conference Hon. Ment. | 1995 |
| Ryan Muñoz | U | Cascade Conference Hon. Ment. | 1995 |
| Marty Beyers | IF | Cascade Conference Hon. Ment. | 1995 |
| Danny Graham | P | Cascade Conference Hon. Ment. | 1995 |

H I S T O R Y

1995 GFC Season Game-By-Game Results

| DATE | W/L | SCORE |
|-------------|-------------------|----------------------------------|
| 2-16 | % L | GFC 1, CSU, Chico 8 |
| 2-17 | % L | GFC 0, Western Oregon 7 |
| 2-25 | W | GFC 9, Willamette 3 |
| 2-25 | L | GFC 4, Willamette 7 |
| 2-28 | L | GFC 0, Oregon State 4 |
| 3-9 | = L | GFC 2, Lewis-Clark State 7 |
| 3-10 | = L | GFC 5, Mayville State 9 |
| 3-11 | = L | GFC 4, Linfield 8 |
| 3-11 | = L | GFC 3, Albertson 13 |
| 3-15 | L | GFC 2, Portland State 6 |
| 3-16 | L | GFC 4, Pacific 10 |
| 3-23 | L | GFC 7, Lewis & Clark 12 |
| 3-24 | L | GFC 4, Central Washington 13 |
| 3-25 | W | GFC 10, Central Washington 5 |
| 3-25 | L | GFC 3, Central Washington 4 |
| 3-28 | L | GFC 4, Lewis & Clark 9 |
| 3-30 | * W | GFC 9, Western Baptist 0 |
| 3-30 | * W | GFC 8, Western Baptist 2 |
| 4-1 | * W | GFC 10, Western Baptist 2 |
| 4-1 | * W | GFC 11, Western Baptist 2 |
| 4-9 | * W | GFC 5, Eastern Oregon 4 |
| 4-10 | * W | GFC 15, Eastern Oregon 13 |
| 4-11 | * L | GFC 4, Eastern Oregon 11 |
| 4-12 | L | GFC 7, Linfield 14 |
| 4-14 | * L | GFC 4, Northwest Nazarene 7 |
| 4-14 | * W | GFC 10, Northwest Nazarene 2 |
| 4-15 | * W | GFC 15, Northwest Nazarene 7 |
| 4-15 | * W | GFC 9, Northwest Nazarene 5 |
| 4-21 | * W | GFC 6, Concordia 1 |
| 4-21 | * L | GFC 2, Concordia 5 |
| 4-22 | * W | GFC 7, Concordia 1 |
| 4-22 | * W | GFC 5, Concordia 4 |
| 5-2 | * L | GFC 2, Western Oregon 3 |
| 5-2 | * L | GFC 2, Western Oregon 8 |
| 5-3 | * L | GFC 0, Western Oregon 5 |
| 5-3 | * L | GFC 1, Western Oregon 7 |
| 5-5 | L | GFC 4, Lewis-Clark State 10 |
| 5-6 | L | GFC 1, Lewis-Clark State 7 |
| 5-6 | L | GFC 8, Lewis-Clark State 16 |
| 5-10 | L | GFC 10, Linfield 11 |
| 5-12 | * L | GFC 2, Albertson 6 |
| 5-12 | * L | GFC 5, Albertson 8 |
| 5-13 | * L | GFC 3, Albertson 5 |
| 5-13 | * W | GFC 3, Albertson 1 |

%Chico State Tournament
 =Lewis-Clark State Tournament
 *Cascade Conference game
Home Game

TEAM RECORDS

| Year | Record | Coach |
|------|---------|----------------|
| 1995 | 15-29 | Jeff Hollamon |
| 1994 | 31-13 | Pat Casey |
| 1993 | 26-16-1 | Pat Casey |
| 1992 | 29-18 | Pat Casey |
| 1991 | 24-21 | Pat Casey |
| 1990 | 24-17 | Pat Casey |
| 1989 | 22-14 | Pat Casey |
| 1988 | 15-14 | Pat Casey |
| 1987 | 7-13-1 | Paul Berry |
| 1986 | 5-23 | Paul Berry |
| 1985 | 14-19 | Paul Berry |
| 1984 | 2-22 | W. Witherspoon |
| 1983 | 3-24 | W. Witherspoon |
| 1982 | 5-25 | Ed Fields |
| 1981 | 11-31 | Larry LaBounty |
| 1980 | 10-19 | Larry LaBounty |
| 1979 | 6-28 | Craig Taylor |
| 1978 | 10-19 | Craig Taylor |
| 1977 | 7-19 | Craig Taylor |
| 1976 | 10-13 | Craig Taylor |
| 1975 | 7-7 | Craig Taylor |
| 1974 | 8-4 | Craig Taylor |
| 1973 | 3-11 | Bob Brown |
| 1972 | 13-8 | Bob Brown |
| 1971 | 10-11 | Bob Brown |
| 1970 | N/A | Jerry Louthan |
| 1969 | 0-19 | David Berg |
| 1968 | 4-12 | Terry Haskell |
| 1967 | 4-12 | Terry Haskell |
| 1966 | 1-16 | Terry Haskell |
| 1965 | 4-6 | Terry Haskell |
| 1964 | 0-10 | Terry Haskell |
| 1963 | 4-4 | Nigel Shockey |
| 1961 | 2-6 | Carl Carpenter |
| 1960 | 3-3 | Carl Carpenter |
| 1959 | N/A | Carl Carpenter |
| 1958 | 6-4 | Carl Carpenter |
| 1957 | 5-12 | Ralph Beebe |
| 1956 | 3-9 | Ralph Beebe |
| 1955 | 1-7 | Barney McGrath |

GEORGE FOX MOST VALUABLE PLAYERS

| | |
|------|------------------------------|
| 1995 | Not Given |
| 1994 | Mike Nadeau |
| 1993 | Mike Nadeau |
| 1992 | Fernando Pol |
| 1991 | Miguel Rivera and Gary Boyer |
| 1990 | Miguel Rivera and Gary Boyer |
| 1989 | Dan Stupur and Miguel Rivera |
| 1988 | Frank Wakayama |
| 1987 | Marce Sellas |
| 1986 | Keven Bottenfield |
| 1985 | Keven Bottenfield |
| 1984 | John Votaw |
| 1983 | Tom Evans |
| 1982 | Dave Case |
| 1981 | Gayle Beebe |
| 1980 | Steve Hilgendorf |

SCHEDULE

FEBRUARY

| | | | |
|-----|----|------------------------|-------|
| Thu | 22 | at Western Baptist (1) | 2:00 |
| Sat | 24 | at Western Oregon (2) | 12:00 |

MARCH

| | | | |
|------------|-----------|------------------------------------|--------------|
| Fri | 1 | Eastern Oregon (2)◇ | 1:00 |
| Sat | 2 | Whitman (1)◇ | 10:00 |
| | | Pacific (1)◇ | 12:30 |
| Tue | 5 | WESTERN OREGON (1) | 3:00 |
| Fri | 8 | at Oregon State (1) | 3:00 |
| Sat | 9 | ALUMNI GAME (1) | 1:00 |
| Tue | 12 | WESTERN BAPTIST (1) | 3:00 |
| Sat | 16 | PUGET SOUND (2) | 1:00 |
| Fri | 22 | CENTRAL WASHINGTON (2)+ | 12:00 |
| Sat | 23 | at Western Oregon (2)+ | 12:00 |
| Sun | 24 | at Willamette (2)+ | 12:00 |
| Tue | 26 | at University of Washington (1) | 2:00 |
| Wed | 27 | at National Baseball Inst. (1) (E) | 3:00 |
| Sat | 30 | at Whitworth (2)* | 1:00 |
| Sun | 31 | at Whitworth (1)* | 12:00 |

APRIL

| | | | |
|------------|-----------|---------------------------|-------------|
| Tue | 2 | WESTERN OREGON (1) | 3:30 |
| Fri | 5 | at Pacific Lutheran (1)* | 3:00 |
| Sat | 6 | at Pacific Lutheran (2)* | 1:00 |
| Sat | 13 | WHITMAN (2)* | 1:00 |
| Sun | 14 | WHITMAN (1)* | 2:00 |
| Sat | 20 | PACIFIC (2)* | 1:00 |
| Sun | 21 | at Pacific (1)* | 1:00 |
| Sat | 27 | at Linfield (2)* | 1:00 |
| Sun | 28 | LINFIELD (1)* | 2:00 |

MAY

| | | | |
|------------|-----------|---|-------------|
| Sun | 5 | at Willamette (2)* | 1:00 |
| Mon | 6 | WILLAMETTE (1)* | 4:00 |
| Sat | 11 | LEWIS & CLARK (2)* | 1:00 |
| Sun | 12 | at Lewis & Clark (1)* | 1:00 |
| Tue-Sat | 14-18 | NAIA Regional Tournament | TBA |
| Fri-Thu | 24-30 | NAIA National Tournament, Sioux City, Iowa | TBA |

Home games in bold caps. ◇At Eastern Oregon Tournament.

*Conference games. +Willamette Valley Tournament. (E)=Exhibition.

Home games played on Morse Athletic Field.

