

1985

1985 Statistics

George Fox University Archives

Follow this and additional works at: https://digitalcommons.georgefox.edu/athletics_mentrack

Recommended Citation

George Fox University Archives, "1985 Statistics" (1985). *Men's Track and Field*. 60.
https://digitalcommons.georgefox.edu/athletics_mentrack/60

This Statistics is brought to you for free and open access by the George Fox University Athletics at Digital Commons @ George Fox University. It has been accepted for inclusion in Men's Track and Field by an authorized administrator of Digital Commons @ George Fox University. For more information, please contact arolfe@georgefox.edu.

MEN'S 100 METER DASH

RANK	NAME	SCHOOL	TIME
✓1	Mark Caine	L&C	10.93
✓2	Tim Biamont	WOSC	10.7
✓3	Mark Berry	SOSC	10.8
4	David Searce	WU	11.09
✓5	Curtis Brown	LIN	10.9
5	Adolphus Onua	GFC	10.9
✓5	Antwionne Brooks	EOSC	10.9
✓8	Les Taylor	WOSC	11.0
✓8	Kurt Hargett	WOSC	11.0
✓10	Mark Anderson	LIN	11.28
✓11	Robin Milokavich	NNC	11.1
✓11	David Mueller	GFC	11.1
✓11	Nate Borchert	EOSC	11.1
✓14	Jeff Wiltsey	WU	11.39 11.32
15	Kele Marsters	LIN	11.2
16	Greg Beery	L&C	11.5
17	Ken Ouellette	L&C	12.24

✓ Darnick Coper 10

MEN'S 200 METER DASH

RANK	NAME	SCHOOL	TIME
✓1	David Searce	WU	21.9
✓2	Mark Caine	L&C	22.28
✓3	Tim Biamont	WOSC	22.1
✓4	Mike Gilbert	NNC	22.2
✓4	Mark Berry	SOSC	22.2
6	Tim Conley	GFC	22.4
✓7	Nate Borchert	EOSC	22.5
✓7	Keith Ussery	WOSC	22.5
✓7	Les Taylor	WOSC	22.5
7	Curtis Brown	LIN	22.5
✓7	Mark Anderson	LIN	22.5
✓12	Antwionne Brooks	EOSC	22.9
13	Tim Dorsey	SOSC	23.0
13	Kele Marsters	LIN	23.0
13	Kurt Hargett	WOSC	23.0
✓16	David Mueller	GFC	23.1
17	Greg Beery	L&C	NT

MEN'S 400 METER DASH

RANK	NAME	SCHOOL	TIME
✓1	Mike Gilbert	NNC	48.38
✓2	Keith Ussery	WOSC	49.1
✓3	David Searce	WU	49.71
✓4	Tim Conley	GFC	49.7
5	Steve Yeager	NNC	50.0
6	Les Taylor	WOSC	50.5
✓7	Frank VanDyke	WOSC	50.6
8	Aaron Harding	SOSC	50.7
9	Mark Caine	L&C	51.27
✓10	Tim Dorsey	SOSC	51.2
✓11	Tony Willie	WU	52.17
12	Dan Davenport	WOSC	52.0
✓13	Greg Beery	L&C	52.65
14	Jurgen Achterbosh	EOSC	53.7

✓ Ganthie poden 50.40

MEN'S 800 METER RUN

RANK	NAME	SCHOOL	TIME
✓1	Wes Tilgner	WOSC	1:53.23
✓2	Steve Yeager	NNC	1:55.0
✓3	Bob Craig	SOSC	1:55.2
✓4	Rob Wood	WOSC	1:55.59
✓5	Aaron Harding	SOSC	1:56.0
✓6	Randy Swigart	GFC	1:56.9
✓7	Ed Esse	WOSC	1:57.1
✓8	Mike Appleton	EOSC	1:57.2
✓9	Bob Harris	L&C	1:57.86
✓10	Jack Catton	WU	1:58.52
✓11	Scott Voyles	LIN	1:58.9
12	Ron Ares	L&C	1:59.0
✓13	Jeff McDonald	EOSC	1:59.1
✓13	Tim Graham	GFC	1:59.1
✓13	Rob MacGinnitie	WU	1:59.41
✓15	Shaun McNealy	WOSC	1:59.7 1:59.2
✓16	Duke Ritenhouse	L&C	2:00.88
✓17	Will Stanton	LIN	2:01.5
✓19	Eric Hartmann	L&C	2:05.9

MEN'S ENTRY LIST PAGE 2

MEN'S 1500 METER RUN

RANK	NAME	SCHOOL	TIME
✓1	Wes Tilgner	WOSC	3:48.3
✓2	Mike Appleton	EOSC	3:56.9
✓3	Brad Holbrook	SOSC	3:58.8
✓4	Rob Wood	WOSC	3:59.0
✓5	Bob Craig	SOSC	4:01.3
✓6	Ron Ares	L&C	4:01.66
7	Dan Tow	LIN	4:01.69
✓8	Shaun McNealy	WOSC	4:02.0 4:08.0
9	Erick Landeen	WU	4:02.4
✓10	Duke Ritenhouse	L&C	4:05.31
✓11	Mike Paddack	SOSC	4:02.2
12	Aaron Harding	SOSC	4:08.0
13	Bob Harris	L&C	4:09.0
✓14	Randy Swigart	GFC	4:09.2
✓15	Jay Clark	NNC	4:12.0
16	Eric Hartmann	L&C	4:14.5
17	Rob MacGinnitie	WU	4:16.57
✓	Sasow Coney	WU	4:03.0

MEN'S 3000 METER STEEPLECHASE

RANK	NAME	SCHOOL	TIME
✓1	Ron Ares	L&C	9:18.89
✓2	Jason Sele	WOSC	9:22.5
✓3	Duke Ritenhouse	L&C	9:23.27
✓4	Brad Holbrook	SOSC	9:42.1
✓5	Bob Julian	SOSC	9:54.9
✓6	Mike Paddack	SOSC	9:55.0
✓7	Kevin Winfield	WOSC	10:06.0 10:15.0
✓8	Eric Hartmann	L&C	10:12.76
✓9	John Oord	NNC	10:15.0

MEN'S 5000 METER RUN

RANK	NAME	SCHOOL	TIME
1	Wes Tilgner	WOSC	14:54.0
✓2	David Jordan	WOSC	15:10.44
✓3	Erick Landeen	WU	15:12.73
✓4	Greg Miller	EOSC	15:17.6
✓5	Dan Tow	LIN	15:18.3
✓6	Ron Ares	L&C	15:22.6
✓7	Kevin Wright	NNC	15:23.5
✓8	Bob Julian	SOSC	15:33.2
✓9	Joshua Sacon	SOSC	15:36.0
✓10	Brad Holbrook	SOSC	15:40.0
✓11	Jay Coleman	WU	15:49.3
✓12	David Grook	WU	15:52.16
✓13	Kevin Kelly	WU	15:52.5
✓14	John Weisel	LIN	16:01.24
✓15	Brian Reick	WOSC	NT 15:42.0

MEN'S 10,000 METER RUN

RANK	NAME	SCHOOL	TIME
✓1	Kevin Wright	NNC	32:10.0
✓2	Greg Miller	EOSC	32:20.0
3	Erick Landeen	WU	32:13.08
✓4	Eric Jensen	EOSC	33:00.0
5	Amar Kamadoli	WU	33:01.36
✓6	Kevin Kelly	WU	33:29.6
✓7	Jay Coleman	WU	33:30.08
✓8	John Weisel	LIN	33:38.23
9	Mike DelDonno	WU	33:51.6
✓10	Joshua Sacon	SOSC	34:05.0
11	Bob Julian	SOSC	34:30.0
12	Brad Holbrook	SOSC	34:35.0
13	Brian Reick	WOSC	NT
14	John Guza	WOSC	NT

15

MEN'S 10,000 METER WALK

RANK	NAME	SCHOOL	TIME
✓1	Mitch Seal	EOSC	52:00
✓2	Jim Blakemore	L&C	NT
✓2	Randy Jacobs	WU	NT
✓2	Jeff Kilday	WU	NT
✓2	Troy O'Donnell	WU	NT
✓2	Dave Jaconetti	WOSC	NT
✓2	Tom Mills	SOSC	NT
✓2	Dave Florence	SOSC	NT

MEN'S 110 METER HIGH HURDLES

RANK	NAME	SCHOOL	TIME
✓1	Adolphus Onua	GFC	14.1
✓2	Scott Cummins	GFC	14.6
✓3	Sam Lapray	WU	14.87
✓4	Tim Rupp	SOSC	14.9
✓5	Dave Kelley	L&C	15.28
✓6	Bob DeVylde	WU	15.31
✓7	Bob Cornes	WOSC	15.3
✓8	Dan Thomas	WU	15.68
✓9	Kevin Taylor	SOSC	15.5
✓9	Shawn Steen	EOSC	15.5
✓11	Darryl Stickers	WOSC	15.6
✓12	Dave Hodi	LIN	15.87
✓13	John Albrecht	LIN	16.0
✓14	Dwight French	WOSC	16.1
✓15	Mike Castro	EOSC	16.4
✓16	Dale Huemoeller	NNC	17.2 16.28

14

MEN'S 400 METER INTERMEDIATE HURDLES

RANK	NAME	SCHOOL	TIME
✓1	Bob DeVylde	WU	54.22
✓2	Sam Lapray	WU	55.59
✓3	Shawn Steen	EOSC	55.64
✓4	Doug Rogers	LIN	55.5
✓5	Scott Cummins	GFC	55.8
✓6	Gareth Pooleon	WU	56.1
✓7	Jeff Wiltsey	WU	56.80
✓8	Dave Kelly	L&C	56.87
✓9	Tim Rup	SOSC	56.8
✓10	Dan Watkins	WOSC	57.9
✓11	Don Mesplet	WU	58.3
✓12	Jeff Jacobs	WOSC	58.8
✓13	Shawn White	NNC	61.0

8

MEN'S 400 METER RELAY

RANK	SCHOOL	TIME
✓1	WOSC	42.7
✓2	WU	43.1
✓3	GFC	43.6
✓4	L&C	43.7
✓5	LIN	43.9
✓6	NNC	44.2
✓7	SOSC	44.6
✓7	EOSC	44.6

MEN'S 1600 METER RELAY

RANK	SCHOOL	TIME
✓1	WU	3:22.7
✓2	WOSC	3:22.8
✓3	GFC	3:24.4
✓4	SOSC	3:25.8
✓5	EOSC	3:28.4
✓6	LIN	3:28.4
✓7	NNC	3:29.5
✓8	L&C	3:30.6

MEN'S DISCUS

RANK	NAME	SCHOOL	DISTANCE
✓1	Randy Settell	SOSC	169-3
✓2	Soren Sorenson	WOSC	166-10 1/2
✓3	Mike Watts	GFC	153-1
✓4	Dale Osborne	SOSC	148-5
✓5	Doug Sommer	WU	146-1
✓6	Arnold Wardwell	SOSC	140-3
✓7	Steve Curl	NNC	139-8
✓8	Eric Cooley	WU	137-6
✓9	Matt Lydum	WOSC	135-9 3/4
✓10	Tim Stashin	SOSC	135-0
✓11	Rich Pykkonen	WU	133-10
12	David Collins	WU	133-6
13	Clin McClellan	SOSC	130-0
14	Kyle Kobow	LIN	124-0
15	David Nickell	GFC	123-3
16	Gary Wescott	L&C	120-7
17	Deon Waldow	L&C	116-11
18	Lance Dixon	EOSC	103-10

MEN'S HAMMER THROW

RANK	NAME	SCHOOL	DISTANCE
✓1	Soren Sorenson	WOSC	175-5
✓2	Doug Dean	LIN	171-10
✓3	Randy Settell	SOSC	161-1
✓4	Matt Lydum	WOSC	157-6
✓5	Kyle Kobow	LIN	155-3
✓6	David Collins	WU	151-8
✓7	Mike Watts	GFC	151-1
✓8	Tim Stashin	SOSC	148-9
✓9	Jim Willimas	WU	143-10
✓10	Dan Gorman	WOSC	143-0
✓11	Dave Elkins	GFC	141-3
12	Doug Sommer	WU	139-1
13	Dale Osborne	SOSC	138-1
14	Tony Truax	LIN	131-3
15	Arnold Wardwell	SOSC	122-1

MEN'S HIGH JUMP

RANK	NAME	SCHOOL	HEIGHT
✓1	Shaun Granger	SOSC	7-0
✓2	Shawn Steen	EOSC	6-6 3/4
✓3	Rob Kliewer	WU	6-6
✓3	Will Waddell	EOSC	6-6
✓5	Steve Seymour	LIN	6-5
6	Scott Healy	WU	6-4 1/2
✓7	Bob Cornes	WOSC	6-4
✓8	Lance Hansen	LIN	6-2
✓8	Dwight French	WOSC	6-2
✓8	Jordan Hackwith	EOSC	6-2
✓11	Nick Marshal	SOSC	6-1

✓ Red W Cornes WU 6-0

MEN'S JAVELIN

RANK	NAME	SCHOOL	DISTANCE
✓1	Jim Williams	WU	211-11
✓2	David Nickell	GFC	190-6
✓3	Mike County	SOSC	188-9
4	Kevin Reed	SOSC	188-4
5	Doug Foward	NNC	188-0
✓6	Mike Watts	GFC	185-8
✓7	Sean Coste	LIN	183-0
✓8	John Weeks	LIN	180-9
✓9	Doug Ladd	WOSC	180-5
✓10	Ken Rankin	EOSC	179-3 1/2
11	Dwight French	WOSC	177-2
✓12	Jim Block	EOSC	173-7
✓13	Mark Garvey	LIN	165-11
✓14	David Mueller	GFC	162-7
15	Scott Healy	WU	158-8
16	Greg Molitar	SOSC	155-0
17	Clint McClellan	SOSC	150-0
18	John Telsemanich	L&C	137-11
19	Tom Snider	L&C	137-10

MEN'S LONG JUMP

RANK	NAME	SCHOOL	DISTANCE
✓1	Gareth Pooleon	WU	23-1 1/2
✓2	PJ Coonrod	LIN	22-9 1/4
✓3	Kevin Connors	WU	22-6 1/2
✓4	Gerry Clark	WOSC	22-1
✓5	Scott Noren	SOSC	21-11
✓5	Russ Burke	SOSC	21-11
✓7	Will Waddell	EOSC	21-5
✓7	Todd Chandler	SOSC	21-5
✓9	Ken Ouellette	L&C	21-6
✓10	Kurt Hargett	WOSC	21-1 1/2
✓11	Dale Huemoeller	NNC	20-9
12	David Nickell	GFC	20-4 1/2
12	Mike Castro	EOSC	20-4 1/2
14	David Mueller	GFC	20-1
15	John Eugene	SOSC	19-6

MEN'S POLE VAULT

PLACE	NAME	SCHOOL	HEIGHT
✓1	Kevin Taylor	SOSC	15-6
✓2	Doug Edwards	NNC	14-7
✓3	Mike Gile	WU	14-6
✓4	Mike Gilbert	NNC	14-2 1/2
✓5	Rod Eakin	GFC	14-0
✓6	Dave Elkins	GFC	13-0
✓6	Nick Rinard	L&C	13-0
✓8	Darryl Stickles	WOSC	12-8
✓9	Jim Block	EOSC	12-6
✓9	Jeff Fowler	WU	12-6
9	Scott Healy	WU	12-6
✓9	Jeff Houts	L&C	12-6
13	David Nickell	GFC	12-0
13	Pat Seehafer	LIN	12-0

MEN'S SHOT PUT

RANK	NAME	SCHOOL	DISTANCE
✓1	Randy Sttell	SOSC	59-4
✓2	Kim Brown	WOSC	50-7 1/2
✓3	Hank Wyborney	NNC	50-3
✓4	Arnold Wardwell	SOSC	49-8
✓5	Mike County	SOSC	48-9
✓6	Steve Curl	NNC	48-6 1/4 4/8-8 1/4
✓7	Todd Danko	WOSC	48-1 1/2
✓8	David Collins	WU	47-10 1/2
✓9	Soren Sorenson	WU WOSC	47-8
✓10	Dale Osborne	SOSC	47-6
11	Mike Watts	GFC	45-10 1/2
12	Eric Cooley	WU	44-4 1/2
13	Tim Stashin	SOSC	44-2
✓14	Gary Wescott	L&C	42-4 1/2
15	Rich Pykkonen	WU	42-2 1/2
16	Paul Nua	EOSC	42-0
17	Tom Snider	L&C	39-4

MEN'S TRIPLE JUMP

RANK	NAME	SCHOOL	DISTANCE
✓ 1	Kevin Connors	WU	47-8 1/2
✓ 2	Kele Marsters	LIN	44-3
✓ 3	Russell Burke	SOSC	44-1
✓ 4	John Prevedello	LIN	43-11 1/2
✓ 5	Scott Noren	SOSC	43-9
✓ 6	Shaun Granger	SOSC	43-6
✓ 7	Ken Ouellette	L&C	42-10 1/2
✓ 8	Todd Chandler	SOSC	42-10
9	Dwight French	WOSC	42-3 1/2 44-2
✓ 10	Pat Leeper	GFC	42 -1 1/4
✓ 11	Gerry Clark	WOSC	41-3 1/2
12	John Eugene	SOSC	40-0

***** District 11 Track and Field Championship

Official Results

MEN'S MARATHON RUN

PLACE	NAME	SCHOOL	TIME
1	John Oord	NNC	2:45.30
2	Joe Alueta	SOSC	2:52.44
3	Eric Jensen	EOSC	2:54.56
4	Chris Duquette	WU	2:55.45
5	Mike Del Donno	WU	3:00.48
6	Jay Coleman	WU	3:06.34

WOMEN'S MARATHON RUN

PLACE	NAME	SCHOOL	TIME
1	Elaine Delsman	SOSC	3:07.17
2	Kali Haverstock	GFC	3:51.07

MEN'S DECATHLON

PLACE	NAME	SCHOOL	POINTS
1	Mike Gilbert	NNC	6256
2	Shawn Steen	EOSC	5991
3	David Nickell	GFC	5940
4	Darryl Stickles	WOSC	5928
5	Kurt Hargett	WOSC	5855
6	Scott Healy	WILL	5691
7	Kevin Taylor	SOSC	5666
8	Dwight French	WOSC	5634

WOMEN'S HEPTATHLON

PLACE	NAME	SCHOOL	POINTS
1	Sharon Jensen	WOSC	4651
2	Shannon Gates	SOSC	4039
3	Shelly Woodside	LIN	3608
4	Carole Jones	EOSC	3565
5	Val White	LIN	3480
6	Lenore Wallace	SOSC	3387

MEN'S HAMMER THROW FINAL

PLACE	NAME	SCHOOL	DISTANCE
1	Soren Sorenson	WOSC	172-8
2	David Collins	WU	161-3
3	Doug Dean	LIN	160-7
4	Randy Settell	SOSC	155-7
5	Matt Lydum	WOSC	151-10
6	Mike Watts	GFC	150-6
7	Kyle Kotow	LIN	148-8
8	Dave Elkins	GFC	137-11
9	Dan Gorman	WOSC	132-9

WOMEN'S 800 MEDLEY RELAY FINAL

PLACE	LANE	SCHOOL	TIME
1	4	L&C	1:48.66
2	3	SOSC	1:53.88
3	5	WOSC	1:54.59
4	2	LIN	1:55.28

MEN'S 10,000 METER RUN FINAL

PLACE	NAME	SCHOOL	TIME
1	Greg Miller	EOSC	32:13.67
2	Kevin Wright	NNC	33:12.73
3	Joshua Sacon	SOSC	33:40.90
4	John Weisel	LIN	34:46.12
5	Kevin Kelly	WU	35:04.17
6	Eric Jensen	EOSC	37:37.73

MEN'S DISCUS FINAL

PLACE	NAME	SCHOOL	DISTANCE
1	Soren Sorenson	WOSC	161-4
2	Randy Settell	SOSC	155-3
3	Mike Watts	GFC	144-8
4	Doug Sommer	WU	143-3
5	Steve Curl	NNC	142-3
6	Dale Osborne	SOSC	142-1
7	Eric Cooley	WU	137-0
8	Tim Stashin	SOSC	132-6
9	Arnold Wardwell	SOSC	130-0
10	Matt Lydum	WOSC	120-6

NAIA DISTRICT II TRACK/FIELD CHAMPIONSHIP OFFICIAL RESULTS

WOMEN'S 10,000 METER RUN FINAL

PLACE	NAME	SCHOOL	TIME
1	Elaine Delsman	SOSC	40:12.56
2	Chelly Tilzey	NNC	40:59.49
3	Teresa Beeman	LIN	41:20.16
4	Kali Haverstock	GFC	42:59.66

MEN'S LONG JUMP

PLACE	NAME	SCHOOL	DISTANCE
1	Gareth Pooleon	WU	23-6 3/4
2	PJ Coonrod	LIN	22-4
3	Kurt Hargett	WOSC	22-0 1/4
4	Gerry Clark	WOSC	22-0 1/4
5	Kevin Connors	WU	21-6
6	Will Waddell	EOSC	21-6
7	Russ Burke	SOSC	21-5 1/4
8	Todd Chandler	SOSC	21-2 1/2
9	Scott Noren	SOSC	20-4 3/4
10	Ken Ouellette	L&C	20-3 1/2
11	Dale Huemoeller	NNC	18-8 1/4

WOMEN'S 3000 METER RUN FINAL

PLACE	NAME	SCHOOL	TIME
1	Kathryn O'Leary	WOSC	10:41.74
2	Angela Thatcher	LIN	10:50.69
3	Nadine Price	LIN	11:04.06
4	Debra Dick	WOSC	11:10.8
5	Alica Tilzey	NNC	11:28.03
6	Michelle Lang	GFC	12:40.56

WOMEN'S DISCUS THROW

PLACE	NAME	SCHOOL	DISTANCE
1	Debbie Settall	SOSC	128-2
2	Johanna Williams	EOSC	126-0
3	Diana McDonald	WU	119-10
4	Michelle Tomlinsen	WOSC	115-8
5	Dixie McCadden	EOSC	109-8 1/2
6	Rhonda Hardaway	NNC	100-0
7	Patti Stacey	EOSC	93-9
8	Camen Garwick	NNC	93-4

MEN'S HIGH JUMP

PLACE	NAME	SCHOOL	HEIGHT
1	Shaun Granger	SOSC	6-6
2	Shawn Steen	EOSC	6-4
3	Steve Seymour	LIN	6-2
3	Dwight French	WOSC	6-2
5	Lance Hansen	LIN	6-2
6	Rob Kliewer	WU	6-0
7	Will Waddell	EOSC	6-0
7	Bob Cornes	WOSC	6-0

WOMEN'S LONG JUMP

PLACE	NAME	SCHOOL	DISTANCE
1	Sharon Jensen	WOSC	17-7 1/4
2	Shereen Reaney	L&C	17-2 3/4
3	Shelly Woodside	LIN	17-0
4	Lisa Lind	LIN	16-5
5	Lara Wright	WU	16-3 1/2
6	Alisa Thomas	WU	16-2 3/4
7	Val White	LIN	15-4 1/4
8	Carole Jones	EOSC	15-3
9	Karen Wilcox	WU	14-9 3/4

MEN'S 3000 METER STEEPLECHASE FINAL

PLACE	NAME	SCHOOL	TIME
1	Jason Sele	WOSC	9:25.49
2	Duke Ritenhouse	L&C	9:30.42
3	Mike Paddock	SOSC	9:35.85
4	Brad Holbrook	SOSC	9:49.44
5	John Oord	NNC	9:55.50
6	Ron Ares	L&C	9:59.29
7	Kevin Winfield	WOSC	10:02.04
8	Eric Hartmann	L&C	10:16.25

LANE ASSIGNMENTS FOR SATURDAY'S FINALS

MEN'S 110 HIGH HURDLES FINAL

LANE	NAME	SCHOOL
1	Dan Thomas	WU
2	Darryl Stickers	WOSC
3	Tim Rupp	SOSC
4	Sam Lapray	WU
5	Adolphus Onua	GFC
6	Scott Cummins	GFC
7	Dave Kelley	L&C
8	Bob Cornes	WOSC

MEN'S 400 METER DASH FINAL

LANE	NAME	SCHOOL
1	Greg Beery	L&C
2	Gareth Pooleon	WU
3	David Searce	WU
4	Mike Gilbert	NNC
5	Keith Ussery	WOSC
6	Tim Conley	GFC
7	Frank VanDyke	WOSC
8	Tim Dorsey	SOSC

MEN'S 100 METER DASH FINAL

LANE	NAME	SCHOOL
1	Tim Biamont	WOSC
2	Mark Anderson	LIN
3	Les Taylor	WOSC
4	Mark Berry	SOSC
5	Mark Caine	L&C
6	Curtis Brown	LIN
7	Kurt Hargett	WOSC
8	Jeff Wiltsey	WU

MEN'S 800 METER RUN FINAL

LANE	NAME	SCHOOL
1	Steve Yeager	NNC
2	Bob Harris	L&C
3	Mike Appleton	EOSC
4	Rob MacGinnitie	WU
5	Wes Tilgner	WOSC
6	Bob Craig	SOSC
7	Jack Catton	WU
8	Aaron Harding	SOSC

WOMEN'S 100 METER HURDLES FINAL

LANE	NAME	SCHOOL
1	Darcy Eastland	WOSC
2	Liz Ardinger	L&C
3	Val White	LIN
4	Sharon Jensen	WOSC
5	Shelly Woodside	LIN
6	Jill Cochran	SOSC
7	Lenny Wallace	SOSC
8	Lisa Lind	LIN

WOMEN'S 400 METER DASH FINAL

LANE	NAME	SCHOOL	TIME
1	Irene Jones	WU	64.96
2	Linda Brown	WU	63.34
3	Marta Shields	GFC	61.40
4	Kari Larsen	L&C	59.59
5	Nicole Perry	L&C	58.74
6	Carole Jones	EOSC	62.83
7	Christine Gillette	EOSC	63.65
8	Kathy Staat	SOSC	64.2

MEN'S 400 METERS IH FINAL

LANE	NAME	SCHOOL
1	Doug Rogers	LIN
2	Sam Lapray	WU
3	Tim Rupp	SOSC
4	Dan Thomas	WU
5	Bob DeVildere	WU
6	Shawn Steen	EOSC
7	Scott Cummins	GFC
8	Jeff Wiltsey	WU

WOMEN'S 200 METER DASH FINAL

LANE	NAME	SCHOOL
1	Alisa Thomas	WU
2	Stephanie Payne	WU
3	Sharon Wegener	WOSC
4	Kari Larsen	L&C
5	Nicole Perry	L&C
6	Marta Shields	GFC
7	Kathy Staat	SOSC
8	Kathy Kubik	LIN

MEN'S 200 METER DASH PRELIMS

LANE	NAME	SCHOOL
1	Nate Borchert	EOSC
2	Tim Biamont	WOSC
3	Keith Ussery	WOSC
4	David Searce	WU
5	Mark Caine	L&C
6	Mark Berry	SOSC
7	Les Taylor	WOSC
8	Mike Gilbert	NNC

NAIA DISTRICT II TRACK/FIELD CHAMPIONSHIP (men)

EVENTS	EASTERN	GEORGE FOX	LINFIELD	LEWIS&CLARK	NAZARENE	SOUTHERN	WESTERN	WILLAMETTE
Marathon	6	0	0	0	10	8	0	7
Decathlon	8	6	0	0	10	0	6	1
Hammer Throw	0	1	6	0	0	4	12	8
Discus Throw	0	6	0	0	2	9	10	4
Long Jump	1	0	8	0	0	0	10	12
10,000 Meter Run	11	0	4	0	8	6	0	2
High Jump	8	0	7	0	0	10	5	1
3000 Meter Steeplechase	0	0	0	9	2	10	10	0
Javelin Throw								
Shotput								
Pole Vault								
Triple Jump								
400 Meter Relay								
1500 Meter Run								
110 High Hurdles								
400 Meter Dash								
100 Meter Dash								
800 Meter Run								
400 Intermediate Hurdles								
200 Meter Dash								
5000 Meter Run								
1600 Meter Relay								
TOTAL POINTS	34	13	25	9	32	47	53	35
TEAM PLACE								

NAIA DISTRICT II TRACK/FIELD CHAMPIONSHIP (women)

EVENTS	EASTERN	GEORGE FOX	LINFIELD	LEWIS&CLARK	NAZARENE	SOUTHERN	WESTERN	WILLAMETTE
Marathon	4	0	8	0	0	9	10	0
Heptathlon	0	8	0	0	0	10	0	0
Discus Throw	10	0	0	0	1	10	4	6
Long Jump	0	0	10	8	0	0	10	3
800 Meter Relau	0	0	4	10	0	8	6	0
10,000 Meter Run	0	4	6	0	8	10	0	0
High Jump								
3000 Meter Run	0	1	14	0	2	0	14	0
Javelin Throw								
Shotput								
Triple Jump								
400 Meter Relay								
1500 Meter Run								
110 High Hurdles								
400 Meter Dash								
100 Meter Dash								
800 Meter Run								
400 Intermediate Hurdles								
200 Meter Dash								
5000 Meter Run								
1600 Meter Relay								
TOTAL POINTS	14	13	42	18	11	47	44	9
TEAM PLACE	5	6	3	4	7	1	2	8

RESULTS OF FRIDAY PRELIMS

MEN'S 110 HIGH HURDLES PRELIMS

HEAT 1				
PLACE	LANE	NAME	SCHOOL	TIME
1	5	Adolphus Onua	GFC	14.64
2	3	Tim Rupp	SOSC	15.08
3	7	Dave Kelley	L&C	15.52
4	1	Dan Thomas	WU	15.87
5		Kevin Taylor	SOSC	15.92
6		John Albrecht	LIN	16.12
7		Dave Hodi	LIN	16.69

HEAT 2				
PLACE	LANE	NAME	SCHOOL	TIME
1	4	Sam Lapray	WU	15.21
2	6	Scott Cummins	GFC	15.52
3	2	Darryl Sticks	WOSC	15.70
4	8	Bob Cornes	WOSC	15.71
5		Bob DeVylde	WU	15.81
6		Shawn Steen	EOSC	16.09
7		Mike Castro	EOSC	17.01
8		Dale Huemoeller	NNC	17.53

WOMEN'S 400 METER DASH PRELIMS

HEAT 1				
PLACE	LANE	NAME	SCHOOL	TIME
1	5	Nicole Perry	L&C	58.74
2	3	Marta Shields	GFC	61.40
3	7	Christine Gillette	EOSC	63.65
4	1	Irene Jones	WU	64.96
5		Elaine Haworth	GFC	67.56

HEAT 2				
PLACE	LANE	NAME	SCHOOL	TIME
1	4	Kari Larsen	L&C	59.59
2	6	Carole Jones	EOSC	62.83
3	2	Linda Brown	WU	63.34
4	8	Kathy Staat	SOSC	64.2
5		Margaret Doherty	EOSC	65.04

MEN'S 400 METER DASH PRELIMS

HEAT 1				
PLACE	LANE	NAME	SCHOOL	TIME
1	1	Mike Gilbert	NNC	50.88
2	8	Tim Conley	GFC	51.28
3	4	Gareth Pooleon	WU	52.70
4		Tony Willie	WU	53.46

HEAT 2				
PLACE	LANE	NAME	SCHOOL	TIME
1	5	Keith Ussery	WOSC	50.53
2	6	David Searce	WU	51.26
3	3	Frank VanDyke	WOSC	51.73
4	7	Greg Beery	L&C	52.63
5	2	Tim Dorsey	SOSC	52.66

MEN'S 100 METER DASH PRELIMS

HEAT 1				
PLACE	LANE	NAME	SCHOOL	TIME
1	5	Mark Caine	L&C	11.16
2	6	Curtis Brown	LIN	11.46
3	2	Mark Anderson	LIN	11.56
4	8	Jeff Wiltsey	WU	11.59
5		Antwionne Brooks	EOSC	11.72
6		Darrick Cope	EOSC	11.88
7		Nate Borchert	EOSC	12.06

HEAT 2				
PLACE	LANE	NAME	SCHOOL	TIME
		Robin Milakovich	NNC	
1	4	Mark Berry	SOSC	11.0
2	7	Kurt Hargett	WOSC	11.2
2	3	Les Taylor	WOSC	11.2
4	1	Tim Biamont	WOSC	11.21
5		David Mueller	GFC	11.86

WOMEN'S 100 METER HURDLES PRELIMS

HEAT 1			
PLACE		NAME	SCHOOL
1	5	Shelly Woodside	LIN
2	3	Val White	LIN
3	7	Lenny Wallace	SOSC
4	1	Darcy Eastland	WOSC
5		Shannon Gates	SOSC

PLACE		NAME	SCHOOL
HEAT 2			
1	4	Sharon Jensen	WOSC
2	6	Jill Cochran	SOSC
3	2	Liz Ardinger	L&C
4	8	Lisa Lind	LIN
5		Trudy Rose	EOSC

DATE: MARCH 9, 1985

SITE: LEWIS AND CLARK COLLEGE

Shot Put

Teams:

- 1.
- 2.
- 3.

110 Hurdles

Teams

- | | | |
|---------------|------|--|
| 1. Willamette | 50.3 | (Conners 18.0, Gedrase 16.2, McKay 16.1) |
| 2. Linfield | 49.2 | (Hodl 17.0, Albright 16.2, Johnstone 16.0) |

Others:

- (1) Doerflor PS 17.5 (2) Adolphus GF 14.5 (3) Herber Uof P 15.3 (4) Conaway WOSC 17.0
(5) Wigley GF 16.4

Long Jump

Teams

- | | | |
|---------------------------|-------|---|
| 1. Willamette | 60-2½ | (Conners 21-2½, Folker 19-11, Spain 19-1) |
| 2. Linfield | 55-8¾ | (Ferrenberg 20-4¾, Marsters 19-2, Carlson 16-2) |
| 3. University of Portland | 37-4½ | (Stone 18-3½, Doyle 16-11¾, Dickerson 15-6¾) |

Others:

- Wigley, GF 20-5½, (2) Coombs LC, 21-1½ (3) Rebischke LC 17-11½

Mens Javelin

Teams

- | | | |
|---------------------|--------|--|
| * 1. Western Oregon | 606-3 | (Nelson 224-1, Keizer 221, Ladd 161-2) |
| 2. Willamette | 513-8 | (Bales 186-9, Catton 170-3, Heally 156-8) |
| 3. George Fox | 495-10 | (Watts 177-8, Whitham 169-9, Wigley 158-5) |
| 4. Linfield | 478-2 | (Wagner 173-8, Dean 158-11, Edwards 145-6) |

Others:

- (1) Metzger PS 178-8 (2) Pressley LC 153-8 (3) Coombs LC 155-3

Mens Hammer

Teams

- | | | |
|---------------------|-------|--|
| * 1. Western Oregon | 413-5 | (Polen 154-4, Keiser 132-11, Sorenson 126-2) |
| 2. Lewis & Clark | 412-8 | (Lord 160-1, Pressley 143-1, Lindsay 109-6) |

Others:

- (1) Gorman Will 140-3 (2) Whitham GF 155-2 (3) Maddox GF 105-5 (4) Dean Lin 111-9

* NEW MEET RECORD

4 x 1600M

Teams

- 4 . Lewis & Clark 17:56.7
- 3 . Willamette 17:49.2
- 2 . Linfield 17:14.5
- * 1 . U. of Portland 17:12.7

(Geiger, Trotter, Rittenhouse, Aros)
(Mitchell, Donavon, Edmark, Gillor)
(Gese, Lingenfelter, Friess, Alward)
(Shannon, Conner, McDermat, Dunbar)

4 x 100M

Teams

- 4 . Linfield 45.4
- 3 . Willamette 43.0
- 2 . U. of Portland 42.8
- 1 . Western Oregon 42.6

(Fairnberg, Carlson, John, Kelly)
(Torquato, Connors, Elliot, Gilstrep)
(Fasulo, Stephenson, Herber, Dickerson)
(Mobley, Harry, Finland, Biamont)

Shot Put

Teams

- 4 . LC 141-6 $\frac{1}{2}$
- 3 . Western Oregon 136-7
- 2 . Willamette 134-7 $\frac{3}{4}$
- 1 . U. of Portland 128-2 $\frac{1}{2}$

(Pressley 51-1, Lord 49-4, Coombs 41-2 $\frac{1}{2}$)
(Highberger 49-8 $\frac{1}{2}$, Sorenson 45-3 $\frac{3}{4}$, Polen 41-7 $\frac{3}{4}$)
(Novotney 51-5 $\frac{1}{2}$, Rykonen 42-8 $\frac{1}{2}$, Gorman 40-6)
(Thompson 45-8 $\frac{1}{2}$, Chandler 44-1 $\frac{1}{2}$, Jacobson 38-4 $\frac{1}{2}$)

Distance Medley

Teams

1. George Fox 10:20.4
2. Portland State 10:36.1
3. University of Portland 10:45.6
4. Western Oregon 10:52.6
5. Linfield 10:53.8
6. Willamette 10:56.8

(Young, Driesner, Ball, Ball)
(Williams, Forbes, Cantwell, Davis)
(Shannon, Cooney, Miller, Meiken)
(McNeilley, Seally, James, Reick)
(Voyles, Kempes, Frost, Whitlaw)
(Borrenson, Beard, Winn, Truex)

High Jump

Teams

1. Willamette 17.3

(Scott 6.0, Connors 5.9, Folker 5.6)

Others

- (1) Coughay PSU 6.6 (2) Meyer LC 6.0 (3) Clark LC 5.6

800M Medley

Teams

1. University of Portland 1:33.7
2. Lewis & Clark 1:36.0
3. Portland State 1:36.9
4. Western Oregon 1:39.8
5. Linfield 1:41.4

(Herber, Dickerson, Stone, Stephenson)
(Mamazuka, Kearagan, Mell, Clark)
(Holenstein, Peterson, Jeff, Lee)
(Mobley, Harry, Biamont, Faehey)
(Fairnburg, Wagoner, Priutt, Prevedello)

Pole

Pole Vault

Teams

1. Lewis & Clark 34-6

(Wegner 11-6, Woolridge 10-0, Coombs 13-0)

Others

Carter WO, 13-0 (2) Conaway WO, 11-0 (3) Wigley GFC 12-0 (3

4 x 800M

Teams

1. University of Portland 7:47.8

(Messiter, Beatty, McDermott, Dunbar)

2. Western Oregon 7:56.7

(Howard, Pohll, McNeally, Lind)

3. Willamette 7:58.0

(Uomini, Catton, Eliot, Mitchell)

4. Lewis & Clark 8:05.3

(Geiger, Trotter, Rittenhouse, Ares)

5. George Fox 8:13.6

(Roan, Graham, Ball, Ball)

4 x 200M

Teams

1. U. of Portland 1:29.9

(Fasulo, Jones, Heber, Dickerson)

2. Western Oregon 1:30.2

(Mobley, Bimont, Conway, Harry)

3. Linfield 1:30.7

(Erickson, Brown, Will, Prevedello)

4. Lewis & Clark 1:32.0

Mamazuka, Carrington, Mell, Clark)

5. Willamette 1:35.0

(McKee, Folker, DeVylidere, Gedrose)

5000M

Teams

1. U. of Portland 45:60.11

(Felt 15:02.5, Bursell 15:12.6, Yearin 15:46.0)

Others:

(1) Gildehaus GF 14:59.7 (2) Reynold LC 15:54.3 (3) Wilson LC 16:00.0

(4) Hixson WO 16:13.5 (5) Suchoski UP 16:57.6

Discus

Teams

1. George Fox 1397-5

(Whitham 137-7, Maddox 130-1, Watts 129-9)

2. LC 379-1

(Lord 155-9, Pressley 122-2, Coombs 101-2)

3. Portland State 376-7

(Thompson 130-4, Chandler 124-11, Jacobson 121-4)

4. Western Oregon 365-0

(Sorenson 130-2, Polen 122-3, Slinger 112-7)

5. Willamette 361-10

(Novotney 137-1, Gorman 113-10, Pykkonen 110-11)

4 x 400M

Teams

1. Portland State 3:19.9

(Messiter, Flasolo, Beatty, Stephenson)

2. George Fox 3:20.2

(Onua, Driesner, Raan, Young)

3. Western Oregon 3:21.0

(Fahey, Harry, Lind, Findling)

4. Linfield 3:31.3

5. Willamette 3:19.9

BRUIN TRACK
1985 SEASON'S BEST

5-13-85

400 RELAY	43.1	Onua, Raan, Driesner, Young	4-1	43.7	Onua, Wigley, Driesner, Young	4-13									
Steeple Chase	9:28.2	K. Ball	3-16	9:32.1	S. Ball	3-16	10:16.6	Larabee	4-25	10:16.6	Guzman	3-16	10:47.7	Price	4-20
1500m	4:02.7	S. Ball	4-13	4:06.6	K. Ball	4-1	4:10.5	Guzman	4-20	4:18.1	Larabee	4-20	4:49.9	Wigley	4-23
110 H H	13.7	Onua	4-13	15.9	Wigley	4-23									
400m	49.5	Raan	5-11	50.2	Young	4-25	54.3	Wigley	4-8						
100m	10.8	Onua	4-13	11.3	Wigley	3-22	11.6	Young	4-1	11.8	Graham	3-16			
800m	1:57.9	K. Ball	3-16	1:59.1	S. Ball	4-25	2:03.9	Guzman	3-2						
1 H	56.1	Driesner	5-10	60.2	Graham	4-25									
200m	22.5	Young	4-13	4-20											
1600m RELAY	3:19.4	Onua, Driesner, Raan, Young	5-11	3:23.7	Onua, Graham, Young, Driesner	4-13	3:26.0	K. Ball, Graham, Driesner, Young	4-5						
5000m	14:53.3	Gildehaus	3-2	15:37.9	K. Ball	3-2	15:53.5	Guzman	4-20	15:56.7	Larabee	4-25	16:05	S. Ball	3-16
10,000m	33:16	Larabee	5-10	16:47.6	Price	4-25									
Pole Vault	12-6	Graham	3-16	12-6	Meines	4-13	12-3½	Wigley	3-9						
High Jump	6-6	Wigley	3-2	6-0	Graham	4-1	5-4	Whitham	4-20						
Long Jump	21-4½	Graham	4-20	21-3	Wigley	4-6									
Triple Jump	42-4½	Graham	4-13	42-½	Wigley	4-6	38-8	Young	4-25						
Shot	45-8	Watts	4-20	43-2	Whitham	4-1	37-8	Maddox	4-25	34-3	Wigley	4-22			
Discus	155-3	Whitham	4-13	148-7	Maddox	4-20	148-6	Watts	5-10	102-11	Wigley	4-23			
Javelin	189-6	Watts	4-25	174-6	Whitham	4-6	159-8	Wigley	4-9						
Hammer	165-6	Whitham	4-25	139-2	Watts	4-20	126-6	Maddox	4-13						
Decathlon	6257	Wigley	4/22-23												
Marathon	2:37:26	Larabee	2:51:17	Price											
10 K Walk	59:40.8	Price	5-11	1:03:28.2	K. Ball	5-11									

BRUIN TRACK
1985 Point Totals

	Lin. Pac.	L&C Whit.	WOSC	UPS Alues	Will.	Dist.	Natl.
Ball, K	6	6½	0 12½	hurt	hurt 12½	0 12½	-
Ball, S	5	5	5 15	10 25	3 28	0 23	-
Driesner	7	1½ 6½	1½ 14½	4½ 18¾	hurt 18¾	3 21¾	-
Gildehaus	-	-	-	-	-	-	-
Graham	14½	6½	11¾ 32½	11½ 43½	10 53½	0 53½	-
Guzman	5	4	0 9	6 15	hurt 15	hurt 15	-
Larabee	2	1	3 6	1 7	5 12	10 22	-
Maddox	2	1	1 4	5 9	0 9	1 10	-
Meines	0	0	½ ½	5 5½	hurt 5½	0 5½	-
Onua	10	-	11½ 21½	11½ 32½	6 38½	12 50½	-
Price	-	-	0 0	1 1	0 1	8 9	-
Raan	5¾	-	- 5¾	- 5¾	- 5¾	4 9¾	-
Ragan	-	-	-	-	-	-	-
Roley	-	-	-	-	-	-	-
Watts	12	6	9 27	12 39	10 49	2 51	-
Whitham	13	7	10 30	10 40	10 50	12 62	-
Wigley	12	18	6 36	- 36	4 40	16 56	-
Young	6	7½	2½ 15½	9½ 24¾	9 33¾	2 35¾	-

GF 100 LC 86
L 80 GF 68
P 5

GF 61
WO 97

GF 86
UPS 67

GF 57
W 100

WO 153
WU 140
L 119
LC 97
SO 90
GF 70
NNC 43
Pac 0

3000 M STEEPLECHASE

1500 Heat 1

Dave Henry	UO	9:28.5
Jim Carney	UO	9:34.8
Barry Jahn	SMTC	9:36.3
Dave Smith	GPRC	9:40.0
Tom Geiger	LC	9:41.6
James Edmark	WU	9:46.9
Duke Ritenhouse	LC	9:51.7
Ron Ares	LC	9:53.7
Jeff Sowards	UPS	9:54.1
Phil Bierly	UNAT	9:55.2
Carl Kemp	LIN	9:57.8
Scott Balius	MTCC	10:06.3
John Jensen	NIC	11:56.9

David Bailey	UO	3:59.7
Marcus Dunbar	UP	3:59.8
Robert Durkee	CCC	4:02.8
Joe Shannon	UP	4:03
Devin Seeger	Unat	4:03.4
Kevin McDermott	UP	4:03.7
Jesse Gore	LIN	4:04.3
Duane Simonds	Unat	4:04.7
Marty Hemsley	Unat	4:05.5
Scott Ball	GFC	4:06.3
Dave Hale	PLU	4:07.1
Jim Wyatt	LIN	4:09.6
Dan Miller	UP	4:12.7
Craig Dingman	BSTC	4:13.7
Jimmy Jones	Unat	4:10.1

MEN 440 YARD RELAY

Heat 1

University of Portland 43.9
Fasulo, Jones, Herber, Dickerson

Lane CC 44.0
Hunnicut, Lanning, Nickel, Creech

Lewis & Clark 44.6
Mamizuka, Coombs, Mell, Beery

Pacific Lutheran 45.4
Kennedy, Senna, Hillman, Keim

Unattached 46.0
Lewis, Burton, Taylor, Berry

Heat 2

Oregon State 44.2
Stewart, Tressler, Griffin, Hickey

Willamette 44.5
Torquato, Connors, Elliot, Gilstrad

NFFTC 45.3
Brown, Lipke, Hansen, Pekoe

UPS 45.8
Avery, Daugherty, Hospenthal, Boone

Heat 2

Lind Brandt	WOSC	4:07.7
Andy Mitchell	WU	4:07.7
John Bentham	NIC	4:08.5
Dave Shrum	NIC	4:09.0
Jim Hogue	CCC	4:11.5
Devin Allen	LCC	4:12.4
Jeff Guzman	GFC	4:12.9
Kirk Meekin	UP	4:14.2
Artie Sullivan	Unat	4:14.5
Jim Toner	Unat	4:16.5
Brian Forbes	PSU	4:16.7
Steve Bye	Nnat	4:17
Tony Cantwell	PSU	4:17.5
Paul Goralski	UPS	4:18.5
Shaun McNealey	WOSC	4:18.8
Jeff Darling	CCC	4:21.2
Dan Williams	PLU	4:22.3
Doug Goslee	MHCC	4:25.2
Kirk Doughton	Unat	4:27.3
Blake Pierson	WOSC	4:30.8
Bryan Winkler	ESC	4:31.3
Mark Nelson	Unat	4:37.4
Jon Fritzler	TESC	4:55.6

110 M Hurdles Heat 1

Adolphus Onua	GFC	14.4
Steve Kuchabsky		15.1
Scott Herber	UP	15.2
Randy Huserik	Unat	15.3
Sam Lapray	MHCC	15.3
Brad Carman	OSU	15.3

Heat 2

Dan Thomas	MHCC	15.0
Jim Cheadle	Unat	15.1
Dave Collins	OSU	15.2
Tim Rupp	SOSC	15.2
Daryl Stickles	Unat	15.4
Colin Johnstone	LIN	16.3

Hammer

Ken Flax	UO	241'2"
John McArdle	OI	227'0"
Jeff Hultberg	UO	181'1"
John Thomas	OSU	177'11"
Glen Hill	Unat	172'9"
Mark Maechling	UO	166'6"
Deron Lord	LC	161'5"
Jim Shannon	PLU	160'5"
Kevin Carr	Unat	144'2"
Scott Polen	WOSC	142'4"
Larry Burris	Unat	141'0"
Nathan Whithem	GFC	140'6"
Mike Pressley	LC	139'10"
XXXXXXXXXXXXXXXXXXXXXXXXXXXX		
Ray Phinney	UPS	136'9"
Jim Gorman	WU	133'3"
Sorenson	WOSC	130'1"
Mike Watts	GFC	120'3"
Kurt Stone	Unat	119'3"
Matt Goergen	CCC	119'1"
Chris Retherford	MHCC	115'11"
Dave Novotney	WU	110'7"
Paul Maddox	GFC	109'9"
Dave Wollett	UPS	104'2"
Rick Pyuonnen	WU	103'7"
Jim Cole	Unat	99'4"
Gary Moore	SWOC	91'2"
Mark Thompson	UP	86'3"

Javelin

Eric Nelson	WOSC	212'3"
Craig Stelling	PLU	209'7"
Brad Bales	WU	209'
Mike Keizur	WOSC	200'9"
Barnhurst	Unat	196'
J T Daupnik	Unat	195'6"
Mike Damm	LC	191'2"
Jack Byrne	Unat	185'
Doug Ladd	WOSC	180'7"
Rick Studer	Unat	177'10"
Mike Riley	PLU	177'5"
Byron Robertson	Unat	177'
Doug Dean	LIN	176'10"
T Walker	SOSC	172'3"
Jim Johnson	SWOCC	172'2"
Conowey	WOSC	168'5"
Moore	SWOCC	166'8"
Cole	Unat	166'3"
Dave Tipton	Unat	165'7"
Niles Tomlinson	UPS	162'8" 177'1"
John Metzger	PSU	161'10"
Gotchel	UPS	156'8"
Nathan Whithum	GFC	155'
Scott Healy	WU	152'9"
E Nishioka	SOSC	150'5"
John Buijta	WOSC	149'4"
Mike Huttenback	SWOCC	147'1"
J Baker	SOSC	140'5"
David Thompson	SWOSC	120'1"

110 M Hurdles Heat 3

Rod Green	Unat	14.8
John Hubbard	WOSC	15.5
Dave Malnes	PLU	15.8
Bob Devyldere	WU	16.0
John Albrecht	LIN	16.1
Dave Hodl	LIN	17.1
Craig McKee	WU	17.3

Heat 4

J T Douppnik	Unat	15.5
Keith Wigley	GFC	16.0
Pete Holland	PLU	16.3
Larry Conaway	WOSC	16.5
Ray Hall	Unat	17.4

Pole Vault

Davis	LBCC	13'6"
Carter		13'
Craig	PLU	12'6"
Carpenter	CCC	12'
Killingsworth	PLU	12'
Stuart, Ken	PLU	11'
Dovenberg, C	SOSC	11'
McLaughlin	SOSC	11'

400M Heat 1

Steve Hicky	OSU	50.1
Roy Session	Unat	50.5
Ishmael Acosta	UO	51.1
Marc Stewert	OSU	51.5
Sid Elliott	WU	51.7
Mark Young	GFC	52.5

Heat 2

Rick Catalani	WU	51.0
Paul Hospenthal	UPS	51.2
Steve Uomini	WU	51.3
Tracy Daugherty	UPS	51.8
Kasey Griffin	OSU	52.3
Greg Beery	LC	52.3
Torrae Harry	BWTC	52.8

Heat 3

Greg Kemper	LCC	51.2
Jeff Keuter	Unat	51.0
Dave Hill	Unat	51.9
Tim Clark	LC	52.0
John Hanneman	MHTC	53.7
Gordon Wright	MHCC	55.3
Chris Peery	LIN	55.8

Heat 4

Jim Fahey	WOSC	52.4
Ron Mobley	WOSC	52.9
Bill Hinson	UPS	53.4
Rick Studer	Unat	54.0
Dave Collins	OSU	54.6
Daren Bieberdorf	SOSC	54.8
Vern Alvin	Unat	55.3

<u>Long jump</u>			<u>100M</u>	Heat 1
Tom Hildebrand	OSU	22'10½"	Babajide Akanbi	OSU 10.9
Greg Hansen	NFFTC	22'8 3/4"	Mark Dannis	10.9
Karl Hedeon	UO	22'6 3/4"	Kenny Taylor	OSU 10.9
K O OFori	NITC	22'6 3/4"	Dwane Jones	UP 10.9
Jerry Luttrell	UO	21'10 3/4"	Brad Carman	OSU 11.3
Dave Turnbull	OSU	21'10½"	Mark Berry	Unat 11.3
J Akanbi	OSU	21'8¼"	Guy Oakerman	OSU 11.4
Kevin Connors	WU	21'6½"	Tony Green	OSU 11.5
Eric Christian	SWOCC	21'3½"		Heat 2
Jud Keim	PLU	21'2"	Tom Mell	LC 11.1
Paul Ackerman	Unat	21'	Mike Dickerson	UP 11.2
Guy Oakerman	OSU	20'11½"	Brad Coe	OSU 11.2
Chris Orblom	CCC	20'10½"	Paul Villagran	OSU 11.3
Randy Folker	WU	20'10½"	Ron Breuninger	Unat 11.3
Keith Wigley	GFC	20'9¼"	Jud Keim	PLU 11.4
Shawn Spain	WU	20'8¼"	Mike Shearer	MHCC 11.5
Jeff Munro	SOSC	19'7¼"	Daron Pond	CHEM 11.7
Keith Egawa	UPS	19'5½"		Heat 3
Jeff Stone	UP	19'3½"	Rick Torquato	WU 11.1
Steve Graham	GFC	19'2½"	Carlos Crutch	PU 11.1
Derwin Cunningham	LIN	18'9¼"	Greg Kennedy	PLU 11.3
Jay Bailey	CHEM	18'2½"	Dave Erickson	LIN 11.5
Chris Girard	SWOCC	18'2½"	Jeff Stone	UP 11.6
Armand Rebischke	LC	16'3½"	Steve Senna	PLU 11.6
			Paul Ackerman	Unat 11.9
<u>800M</u>				Heat 4
Larry Beatty	UP	1:55.5	J T Doupnik	Unat 11.4
Mike Stepan		1:56.1	Randy Coombs	LC 11.5
Dana Lingenfelter	LIN	1:56.6	David Turnbull	OSU 11.5
Sean Messiter	UP	1:56.9	Loren Jones	SWOCC 11.6
Dean Stainbrook	PLU	1:57.2	Dale Lewis	Unat 11.8
Charlie Mitchell	WU	1:57.7	Derrick Peterson	12.0
Barth Merrill	PLU	1:58.0	Mike Miner	Unat 12.1
David Trotter	LC	1:58.6	Jeff Lacey	Unat 12.1
Brandt Lind	WOSC	1:59.0		Heat 5
Jack Catton	WU	1:59.6	Brian Gilstrap	WU 11.3
Dave Beck	SOSC	2:00.6	Dave Honnicutt	LCC 11.4
			Keith Wisley	GFC 11.7
			Dan Watkins	MHCC 11.7
			Tim Rupp	SOSC 11.8
			Harry Mamizuka	LC 11.9
				Heat 6
			Mike Boone	UPS 11.5
			Dave Henderson	ESC 11.8
			David Davis	UPS 12.0
			Dave Woollett	UPS 12.0
			Dave Hillman	PLU 12.0
				Heat 2
Jeff Tressler	OSU	1:58.6		
J McCaffrey	LCC	1:58.9		
Mike Dixon	BMWTC	2:00.2		
Scott Ball	GFC	2:00.2		
Mark Wesphal	SOSC	2:01.3		
Kevin McDermott	UP	2:01.5		
Gregg Pphll	WOSC	2:01.6		
Terry Howard	WOSC	2:01.8		
Dennis Garboden	LCC	2:01.9		
Brian Olsen	PLU	2:02.1		
				Heat 3
Brian Fagerberg	MHCC	2:00.1		
Tim O'Malley	BSTC	2:00.9		
Frank Vandyke	MHCC	2:02.9		
Chris Dixon	NIC	2:03.6		
Scott Voyles	LIN	2:04.0		
Peter Peacock	Unat	2:04.5		
Jim Wyatt	LIn	2:04.8		
David Walzer	UPS	2:05.2		
Kevin Wells	Unat	2:06.6		
Jeff Soine	PLU	2:08.2		

DISCUS

Hultberg	UO	179'9"
Carr	Bailey TC	170'8 $\frac{1}{2}$ "
Shannon	PLU	146'6"
Lord	KC	146'5"
Aitkenhead	Unat	144'8"
Watts	GFC	138'11" 145-4
Baker	Unat	138'9"
Whitham	GFC	135'8"
Hyytinen	UPS	135'8"
Hovtney	WU	135'7"
Maddor	GFC	135'1"
Settell	SOSC	130'7"
Pressley	LC	129'7"
Kyllo	PLU	129'2"
Thompson	UP	128'4"
Chandler	UP	126'3"
Wardwell	BMCC	125'2"
Sorensen	WOSC	122'3"
Baker	SOSC	122'2"
Cook	PLU	121'11"
Gorman	WU	116'7"
Hathaway	Unat	112'8"
Strain	LCC	112'7"
Collins	OSU	109'9"
Nishioka	SOSC	105'5"
Pykkon on	WU	104'3"
Barclay	TESC	96'11"
Slingen	WOSC	93'5"

800 M Heat 4

Jeff Evers	LCC	1:59.4
Keith Davis	PSU	2:02.6
Sean Fox	NIC	2:02.8
Phil Bierly	Unat	2:03.1
Jeff Guzman	GFC	2:03.9
Steve Simons	UPS	2:06.9
Tim James	Unat	2:07.1
Brett Monroe	UPS	2:10.2

Heat 5

Steve Bye	Unat	2:00.9
Eugene Brennan	NIC	2:02.1
Scott Olson	Unat	2:04.5
Jeff Edgerton	SWOCC	2:05.0
Angus Travers	NIC	2:06.9
John Heaton	Unat	2:07.3
Kirk Doughton	Unat	2:12.7

Shot Put

Jeff Hultberg	UO	57'6 $\frac{1}{4}$ "
Greg Aitkenhead	Unat	56'4"
John McArdle	OI	55'5"
Randy Satrell	SOSC	51'10"
Mike Pressley	LC	48'8 $\frac{1}{4}$ "
Dave Hoytney	WU	48'4"
K Highberger	WOSC	48'2 $\frac{1}{2}$ "
Deron Lord	LC	47'1 $\frac{1}{4}$ "
Terry Kyllö	PLU	46'11 3/4"
Greg Ferguson	Unat	45'7 $\frac{1}{2}$ "
Scott Chandler	UP	45'4"
Dave Hytinen	UPS	44'8 $\frac{1}{2}$ "
Mark Thompson	UP	43'6 $\frac{1}{4}$ "
Greg Hargrave	UPS	43'4 $\frac{1}{2}$ "
Joe Ferguson	SWOCC	42'9 $\frac{1}{2}$ "
Arnold Wardwell	BMCC	41'11 3/4"
Mike Watts	GFC	41'1 $\frac{1}{4}$ "
Soren Sorenson	WOSC	40'6 $\frac{1}{4}$ "
John Baker	SOSC	40'1"
Ray Phinney	UPS	39'3"
Jim Gorman	WU	39'3/4"
Rick Pukkonen	WU	39'1 $\frac{1}{2}$ "
Dave Collins	OSU	37'4 $\frac{1}{4}$ "
F Slinger	WOSC	36'5"
Carl Peterson	Unat	36'6 $\frac{1}{2}$ "
Ed Nishioka	SOSC	33'10 $\frac{1}{2}$ "
Kevin Connors	WU	31'9"

High JUMP

Howe	Unat	6'10"
Post	UO	6'8"
Taylor	Unat	6'8"
Kennedy	Unat	6'6"
Wiggly	GFC	6'6"
Avery	UO	6'4"
Conaway	WOSC	6'2"
Homes	CCC	6'
Bailey	CCC	6'
Niles	Unat	6'
Meiger	LC	6'
Healy	WU	5'10"

200M Heat 1

Kenny Taylor	OSU	22.2
Greg Will	LIN	22.3
Dwayne Jones	UP	22.5
Karl Findling	WOSC	22.6
Babajide Akanbi	OSU	22.7
Harry Torrae	BMCTC	22.8
Steve Kuchabskey		22.8
Greg Hansen	NFFTC	23.0
Rick Torquato	WU	23.0
Lanay Creech	LCC	23.0
Tim Nickel	LCC	23.1
Quint Pfingsten	Unat	23.1
Tom Mell	LC	23.2
Randy Coombs	LC	23.2
Mike Dickerson	UP	22.7
P Lanning	LCC	23.0
Brad Coe	OSU	23.1
Mike Shearer	MHCC	23.1
Ron Breuninger	Unat	23.2
Kevin Sheehy	BMCC	24.1
Eric Christen	SW	22.9
Tony Green	OSU	23.1
Jim Fahey	WOSC	23.1
Tim Biamont	WOSC	23.4
Jeff Stone	UP	23.5
Robert Walker	BMCTC	24.4
Dave Henderson	ESC	24.4
Scott Herber	UP	23.6
Derrick Peterson	PSU	24.2
Brian Gotchel	UPS	24.5
David Davis	UPS	24.5
Jeff Lacey	Unat	24.6
Vern Alvin	Unat	24.8
Alexis Borrero	ESC	25.2
Jim Sterbick	PLU	26.0

Triple Jump

Jerry Luttrelli	UO	46'3"
Kevin Connors	WU	46'
Eric Brown	NFFTC	45'7 $\frac{1}{4}$ "
Chris Orblom	CCC	45'
Eric Christen	SWOCC	44'3"
Jeff Keuter	Unat	43'9 3/4"
John Prevedello	LIN	42'11"
Kele Marsters	LIN	42'1"
Andy Gardner	Unat	42'1 $\frac{1}{4}$ "
Jeff Bowman	LIN	41'9 $\frac{1}{2}$ "
Kip Carlson	LIN	39'8"
Matt Tillmen	OSU m	39'6 3/4"
Armands Rebischke	LE	38'9"
Phil Paylor	Unat	37'2 $\frac{1}{2}$ "

Heat 2

Heat 3

Heat 4

Heat 5

Mens

400m Hurdles - Heat 1

Stephenson	U of P	52.9
Fasulo	U of P	55.8
Green	unat.	56.5
Huserik	unat.	56.7
Malnes	PLU	57.0
Acosta	U of O	57.3
Reason	Lin	58.9

Heat 2

Devylidere	Will	56.1
Thomas	MT Hood	56.7
Lapray	MT Hood	57.1
Holenstein	PSU	58.2
Rupp	SOSC	1:00.3
Senna	PLU	1:01.4
Bieberdorf	SOSC	1:03.3

Heat 3

Stickles	unat.	59.6
McKee	Will.	60.0
Caudell	unat.	1:00.2
Watkins	MT. Hood	1:00.3
Avery	UPS	1:00.4
Holland	PLU	1:02.4
Dovenberg	?	1:03.6

5,000 M Heat 1

Peter Fitch	GPRC	14:09.8
Paul Raether	OI	14:27.7
Mike Friess	LIN	14:32.6
Rob Conner	UP	14:41.1
Matt Cato	GPRC	14:44.4
Rob Ray	GPRC	14:44.6
Joe Alward	LIN	14:52.1
Ed Jassman	SWOCC	14:53.0
Jerred Gildehaus	GFC	14:53.3
John Bursell	UP	14:53.7
Pat Williams	PSU	14:57.5
Paul Yunker	WU	14:57.8
Brent Felt	UP	14:59.1
Paul Barton	PLU	15:00.0
Fill Yearian	UP	15:05.3
Mark Mohnen	Unat	15:15.0
Dave Gilroy		15:15.4
Kevin Ball	GFC	15:16.3

Mile Relay

Beatty, Fashio,		
Stephenson, Jones	UP	3:22.0
DeVeldre, Connor,		
Vomini, Elliott	WU	3:25.0
Team Jacuzzi		3:27.3
Sherer, Lapray		
Fagerburg, Thomas	MHTC	3:29.8
	GFC	3:33.5
Merrill, Stainbrock,		
Olsen, Soine	PLU	3:34.6
	LIN	3:42.0

5000M Heat 2

Alan Bracken	NIC	15:08.9
Erick Landeen	LCC	15:11.2
Steve Bronson	Unat	15:15.2
J Armentino	PLU	15:16.2
Brian Jacobson	PLU	15:20.2
Mike Heffernan	GFC	15:26.7
Doug Grider	PLU	15:27.2
Jones	Unat	15:30.2
Whitlow	LIN	15:30.6
Vaughn	LCC	15:32.9
Humpfry		15:37.1
Sowards	UPS	15:39.7
Keller	PLU	15:43.1
Ballius	MHCC	15:46.8
Hartge	UP	15:46.9
Wozniak	SWOCC	15:47.1
Clark		15:53.9
James	WOSC	15:56.9
Reick	WOSC	15:57.3
Allen	CC C	16:07.8
Goslee	MHCC	16:08.1
Hall	Unat	16:08.5
Kaiser	ESC	16:09.3
Wilson	LC	16:24.6
Weisel	NIC	16:49.1
Watkins	NIC	16:53.7
Carothers	MTCC	17:02.4
Hiatt	MHCC	17:05.2
Bridges	UPS	17:24.6
Denny	ESC	17:36.6
Becken	LIN	17:48
Stocking	NIC	18:26.3
Thiessen	MHTC	NT

Mile Relay Heat 2

LCC	Team B	3:27.5
UP	Team B	3:28.3
WOSC	A	3:29.1
UPS		3:32.9
BMW TC		3:33.1
NIC		3:35.7
UNAT		3:36.2

Mile Relay Heat 3

UCC		3:32
Bellybusters		3:35
WOSC	B	3:35.7
MT HOOD TC	B	3:36.8
WU		3:38.5

Discus

DATE: MARCH 9, 1985

SITE: LEWIS AND CLARK COLLEGE

Shot Put

Teams:

- 1.
- 2.
- 3.

110 Hurdles

Teams

- | | | |
|--------------|------|--|
| 1. Willamete | 50.3 | (Conners 18.0, Gedrase 16.2, McKay 16.1) |
| 2. Linfield | 49.2 | (Hodl 17.0, Albright 16.2, Johnstone 16.0) |

Others:

- (1) Doerflor PS 17.5 (2) Adolphus GF 14.5 (3) Herber Uof P 15.3 (4) Conaway WOSC 17.0
(5) Wigley GF 16.4

Long Jump

Teams

- | | | |
|---------------------------|--------------------|--|
| 1. Willamette | 60-2 $\frac{1}{2}$ | (Conners 21-2 $\frac{1}{2}$, Folker 19-11, Spain 19-1) |
| 2. Linfield | 55-8 $\frac{3}{4}$ | (Ferrenberg 20-4 $\frac{3}{4}$, Marsters 19-2, Carlson 16-2) |
| 3. University of Portland | 37-4 $\frac{1}{2}$ | (Stone 18-3 $\frac{1}{2}$, Doyle 16-11 $\frac{3}{4}$, Dickerson 15-6 $\frac{3}{4}$) |

Others:

- Wigley, GF 20-5 $\frac{1}{2}$, (2) Coombs LC, 21-1 $\frac{1}{2}$ (3) Rebischke LC 17-11 $\frac{1}{2}$

Mens Javelin

Teams

- | | | |
|---------------------|--------|--|
| * 1. Western Oregon | 606-3 | (Nelson 224-1, Keizer 221, Ladd 161-2) |
| 2. Willamette | 513-8 | (Bales 186-9, Catton 170-3, Heally 156-8) |
| 3. George Fox | 495-10 | (Watts 177-8, Whitham 169-9, Wigley 158-5) |
| 4. Linfield | 478-2 | (Wagner 173-8, Dean 158-11, Edwards 145-6) |

Others:

- (1) Metzger PS 178-8 (2) Pressley LC 153-8 (3) Coombs LC 155-3

Mens Hammer

Teams

- | | | |
|---------------------|-------|--|
| * 1. Western Oregon | 413-5 | (Polen 154-4, Keiser 132-11, Sorenson 126-2) |
| 2. Lewis & Clark | 412-8 | (Lord 160-1, Pressley 143-1, Lindsay 109-6) |

Others:

- (1) Gorman Will 140-3 (2) Whitnam GF 155-2 (3) Maddox GF 105-5 (4) Dean Lin 111-9

* NEW MEET RECORD

4 x 1600M

Teams

- 4 . Lewis & Clark 17:56.7
- 3 . Willamette 17:49.2
- 2 . Linfield 17:14.5
- * 1 . U. of Portland 17:12.7

(Geiger, Trotter, Rittenhouse, Aros)
(Mitchell, Donavon, Edmark, Gillor)
(Gose, Lingenfelter, Friess, Alward)
(Shannon, Conner, McDermat, Dunbar)

4 x 100M

Teams

- 4 . Linfield 45.4
- 3 . Willamette 43.0
- 2 . U. of Portland 42.8
- 1 . Western Oregon 42.6

(Fairnberg, Carlson, John, Kelly)
(Torquato, Connors, Elliot, Gilstrep)
(Fasulo, Stephenson, Herber, Dickerson)
(Mobley, Harry, Finland, Biamont)

Shot Put

Teams

- 1 . LC 141-6½
- 2 . Western Oregon 136-7
- 3 . Willamette 134-7 ³/₄
- 4 . U. of Portland 128-2½

(Pressley 51-1, Lord 49-4, Coombs 41-2½)
(Highberger 49-8½, Sorenson 45-3³/₄, Polen 41-7³/₄)
(Novotney 51-5½, Rykonen 42-8½, Gorman 40-6)
(Thompson 45-8½, Chandler 44-1½, Jacobson 38-4½)

Distance Medley

Teams

1. George Fox 10:20.4
2. Portland State 10:36.1
3. University of Portland 10:45.6
4. Western Oregon 10:52.6
5. Linfield 10:53.8
6. Willamette 10:56.8

(Young, Driesner, Ball, Ball)
(Williams, Forbes, Cantwell, Davis)
(Shannon, Cooney, Miller, Meiken)
(McNeilley, Seally, James, Reick)
(Voyles, Kempes, Frost, Whitlaw)
(Borrenson, Beard, Winn, Truex)

High Jump

Teams

1. Willamette 17.3

(Scott 6.0, Connors 5.9, Folker 5.6)

Others

- (1) Coushay PSU 6.6 (2) Meyer LC 6.0 (3) Clark LC 5.6

800M Medley

Teams

1. University of Portland 1:33.7
2. Lewis & Clark 1:36.0
3. Portland State 1:36.9
4. Western Oregon 1:39.8
5. Linfield 1:41.4

(Herber, Dickerson, Stone, Stephenson)
(Mamazuka, Kearagan, Mell, Clark)
(Holenstein, Peterson, Jeff, Lee)
(Mobley, Harry, Biamont, Faehey)
(Fairenburg, Wagoner, Priutt, Prevedello)

Pole

(Y \)

Pole Vault

Teams

1. Lewis & Clark 34-6

(Wegner 11-6, Woolridge 10-0, Coombs 13-0)

Others

Carter WO, 13-0 (2) Conaway WO, 11-0 (3) Wigley GFC 12-0 (G

4 x 800M

Teams

1. University of Portland 7:47.8

(Messiter, Beatty, McDermott, Dunbar)

2. Western Oregon 7:56.7

(Howard, Pohl, McNeally, Lind)

3. Willamette 7:58.0

(Uomini, Catton, Eliot, Mitchell)

4. Lewis & Clark 8:05.3

(Geiger, Trotter, Rittenhouse, Ares)

5. George Fox 8:13.6

(Roan, Graham, Ball, Ball)

4 x 200M

Teams

1. U. of Portland 1:29.9

(Fasulo, Jones, Heber, Dickerson)

2. Western Oregon 1:30.2

(Mobley, Bimont, Conway, Harry)

3. Linfield 1:30.7

(Erickson, Brown, Will, Prevedello)

4. Lewis & Clark 1:32.0

(Mamazuka, Carrington, Mell, Clark)

5. Willamette 1:35.0

(McKee, Folker, DeVylidere, Gedrose)

5000M

Teams

1. U. of Portland 45:60.11

(Felt 15:02.5, Bursell 15:12.6, Yearin 15:46.0)

Others:

(1) Gildehaus GF 14:59.7 (2) Reynold LC 15:54.3 (3) Wilson LC 16:00.0

(4) Hixson WO 16:13.5 (5) Suchoski UP 16:57.6

Discus

Teams

1. George Fox 397-5

(Whitham 137-7, Maddox 130-1, Watts 129-9)

2. LC 379-1

(Lord 155-9, Pressley 122-2, Coombs 101-2)

3. Portland State 376-7

(Thompson 130-4, Chandler 124-11, Jacobson 121-4)

4. Western Oregon 365-0

(Sorenson 130-2, Polen 122-3, Slinger 112-7)

5. Willamette 361-10

(Novotney 137-1, Gorman 113-10, Pykkonen 110-11)

4 x 400M

Teams

1. Portland State 3:19.9

(Messiter, Flasolo, Beatty, Stephenson)

2. George Fox 3:20.2


(Onua, Driesner, Raan, Young)

3. Western Oregon 3:21.0

(Fahey, Harry, Lind, Findling)

4. Linfield 3:31.3

5. Willamette 3:19.9



Lewis & Clark College

MEN'S MEET RECORDS

Oregon Small College Relay Meet

4X1600m	17:18.5	Buckner, Lattig, Stephan, Hunz	Portland	1981
4X100m	42.5	Edwards, Kraus, Smith, Hughes	Portland	1981
Distance Medley	10:11.2	Nolan, Quigley, Bowman, Hamilton	Portland	1981
Sprint Medley	1:30.9	VanVassum, Krauss, Smith. Jones	Portland	1983
4X800m	7:50.8	Beauchamp, McDermott, Quigley, Dunbar	Portland	1984
4X200m	1:29.0	Edwards, Kraus, Smith, Hughes	Portland	1981
4X400m	3:19.6	VanSwearingen, Jones, Stephanson, Burgerud	Portland	1984
Hammer	410' 9"	Ayres, Castor, Jaqua	Linfield	1982
Javelin	578' 1"	Westcott, Reed, Knez	Lewis & Clark	1976
Shot Put	145' 11"	Kenady, Paul, Lahley	Western Ore.	1972
Long Jump	64' 2½"	Crume, Ofori, Lipke	Willamette	1984
High Jump	18'9"	Gordon, Casper, Burt	Pacific	1976
Pole Vault	38'0"	Grant, Nichenko, Stovall	Lewis & Clark	1975
Discus	434' 8"	Schukart, Bates, Lahley	Western Ore.	1972
3X110m Hurdles	48.4	Crume, DeVyldere, McKee	Willamette	1984
3X5000m	48:54.5	James, Knight, Reick	Western Ore.	1984

Athletic Department

Portland, Oregon 97219
Telephone. 503-244-6161



Lewis & Clark College

WOMEN'S MEET RECORDS

Oregon Small College Relay Meet

4X1600m	23:10.4	Stodd, Allen, LewAllen, Weidkamp	Lewis & Clark	1982
4X100m	51.0	Slavich, Moland, Klein, Meredith	Willamette	1984
Distance Medley	13:04.4	Hineline, Wentzel, Jarolemik, Cook	Western Ore.	1982
4X300m	9:56.2	Marks, Hanss, Lipe, Murray	Lewis & Clark	1984
4X200m	1:53.3	Hoekstra, Carter, Robinson, Moland	Willamette	1982
800m Medley Relay	1:56.4	Boyd, Klein, Slavich, Moland	Willamette	1984
4X400m	4:09.4	Alexander, Klein, Morris, Slavich	Willamette	1982
Shot Put	116' 3½"	Daugherty, Mann, Crocker	Lewis & Clark	1984
High Jump	9' 2"	Trinidad, Moland	Willamette	1982
Javelin	352' 8"	Sanders, Hogue, Fox	Linfield	1982
Long Jump	48' 1½"	Stearns, Marchand, Swella	Western Ore.	1984
Discus Throw	328' 7"	Daugherty, Mann, Crocker	Lewis & Clark	1984
3X100m Hurdles	49.9	Stearns, Marchand, Hiron	Western Ore.	1984
3X500m	59:18.7	Jarolimek, Richardson, Flett	Western Ore.	1984

Athletic Department

Portland, Oregon 97219
Telephone: 503-244-6161

LINFIELD COLLEGE/PACIFIC UNIVERSITY
GEORGE FOX COLLEGE

Newberg, OR
April 1, 1985

EVENT	PLACE	SCHOOL	TIME/DISTANCE	POINTS	GFC	L	P
LONG JUMP	1st Keith Wigley	GFC	21' 2 1/2"	5			
	2nd Steve Graham	GFC	21' 1/4"	3			
	3rd Kelly Ferzenberg	L	20' 10 1/2"	2			
	4th John Albrecht	L	19' 10"	1	8/8	3/3	0/0
HAMMER	1st Nathan Whitham	GFC	157' 8"	5			
	2nd Doug Dean	L	138' 9"	3			
	3rd Mike Watts	GFC	124' 4"	2			
	4th Kyle Kobow	L	113' <i>MacCoy</i>	1	7/15	4/7	0/0
X 100	Dave Erickson	L	:42.8	5			
	Curtis Brown						
	Greg Will						
	Dave Wagner						
	2nd Adolphus Onua	GFC	:43.1	3			
	Dean Rann						
	Dave Driemmer						
	Mark Young				3/18	5/12	0/0
POLE VAULT	1st Steve Graham	GFC	12' 0"	5			
	<i>Wigley</i> <i>Meines</i>		<i>oper at 11-0 in</i>		5/23	0/12	0/0
TRIPLE JUMP	1st Scott Ball (1st) ^{2nd}	GFC	:10:24.9	5			
	2nd Jeff Guzman ^{1st}	GFC	:10:25.7	3	8/31	0/12	0/0
SHOT	1st Kyle Kobow	L	45' 1/2"	5			
	2nd Ford Young	P	44' 1 1/4"	3			
	3rd Mike Watts	GFC	43' 1 1/4"	2			
	4th Nathan Whitham	GFC	43' 2"	1	3/34	3/17	3/3
500	1st Kevin Ball	GFC	4:06.6	5			
	2nd Scott Voyles	L	4:10.0	3			
	3rd Dan O'Leary	L	4:13.6	2			
	4th Tim Becken	L	4:32.1	1	5/39	6/23	0/3
IRON TRIP	1st Keith Wigley	GFC	6' 4"	5			
	2nd Duane Pettis	L	6' 2"	3			
	3rd Steve Graham	GFC	6' 0"	2	7/46	3/26	0/3

3/7/85 - 3/10/85 - 3/11/85 - 3/12/85

LINFIELD COLLEGE/PACIFIC UNIVERSITY
GEORGE FOX COLLEGE

Newberg, OR
April 1, 1985

EVENT	PLACE	SCHOOL	TIME/DISTANCE	POINTS	GFC	L	P
110 M	1st Adolphus Onua	GFC	14.6	5			
	2nd Colin Johnstone	L	15.9	3			
	3rd John Albrecht	L	16.4	2			
	4th David Hohl	L	16.9	1	5/51	6/32	0/3
JAVELIN	1st Mike Watts	GFC	186'1"	5			
	2nd Dave Wagner	L	175'	3			
	3rd Nathan Whitcham	GFC	172'7"	2	7/58	3/35	0/3
100	1st Greg Will	L	0:10.8	5			
	2nd Adolphus Onua	GFC	0:11.2	3			
	3rd Dave Wagner	L	0:11.6	2			
	4th Mark Young	GFC	0:11.6	1	4/62	7/42	0/3
400	1st Dean Baan	GFC	0:50.4	5			
	2nd Dana Lingenfelter	L	0:51.3	3			
	3rd Jesse Core	L	0:51.8	2			
	4th Andre Pruitt	L	0:52.8	1	5/67	6/48	0/3
800	1st Joe Alward	L	1:57.2	5			
	2nd Mike Friess	L	1:59.1	3			
	3rd Scott Ball	GFC	1:59.6	2			
	4th Dan O'Leary Guzman	L	2:04.4 2:07.0	1	2/62	9/57	0/3
200	1st Greg Will	L	0:21.9	5			
	2nd Mark Young	GFC	0:22.9	3			
	3rd Carlos Crutch	P	0:24.4	2	3/72	5/62	2/5
TRIPLE JUMP	1st John Prevedello	L	43'4"	5			
	2nd Steve Graham	GFC	41'10"	3			
	3rd Kip Carlson	L	41'8 3/4"	2			
	4th Keith Wigley	GFC	41'7"	1	4/76	7/69	0/5

LINFIELD COLLEGE/PACIFIC UNIVERSITY
GEORGE FOX COLLEGE

Newberg, OR
April 1, 1985

EVENT	PLACE	SCHOOL	TIME/DISTANCE	POINTS	GFC	L	P
INT HURDLES	1st Dave Driemer	GFC	0:56.9	5	5/81	0/69	0/5
4 X 400	1st Onua Driemer Young Graham	GFC	3:25.5	5			
	2nd Lingenfelder Gore Alward Voyles	L	3:28.7	3	5/86	3/72	0/5
5000	1st Bob Frost	L	15:52.2	5			
	2nd Ray Whitlow	L	16:02.6	3			
	3rd Dwight Larabee	GFC	16:10.0	2			
	4th Kevin Ball	GFC	18:26.3	1	3/89	8/80	0/5
DISCUS	1st Nathan Witham	GFC	144'3"	5			
	2nd Mike Watts	GFC	140'	3			
	3rd Paul Maddox	GFC	137'4"	2			
	4th Keith Wigley	GFC	102'3"	1	11/100	0/80	0/5

M E N

FINAL DUAL MEET SCORES: Lewis & Clark 89, George Fox 69
Lewis & Clark 107, Whitman 452

SE LC

HAMMER --- Deron Lord, LC, 174-11; Mike Pressley, LC, 151-9; Nathan Witham, GF, 149-7;
1 8 Mike Watts, GF, 128-2; Paul Maddox, GF, 123-10.

JAVELIN --- Mike Watts, GF, 185-10; Nathan Witham, GF, 174-6; Mike Damm, LC, 169-7; Harry
8 1 Mamizuka, LC, 143-3.

LONG JUMP --- Randy Coombs, LC, 21-6 1/2; Keith Wigley, GF, 21-3; Stuart Mills, Wm, 20-7 1/2;
4 5 Steve Graham, GF, 20-2 3/4; Mike Wilcox, Wm, 20-1 1/2; Armand Rebischke, LC, 18-2.

4 x 100 RELAY --- Lewis & Clark (Mamizuka, Coombs, Mell, Berry) 43.3; George Fox, 44.8;
0 1 Whitman, 44.9.

STEEPLECHASE --- Kevin Cathcart, Wm, 9:28.4; Steve Fisher, LC, 10:15.8; Jeff Guzman, GF, 10:228
3 6 Jeff Wilson, LC, 10:50.2.

1500 METERS --- Scott Ball, GF, 4:05.2; Carleton Jones, Wm, 4:07.0; Tom Geiger, LC, 4:16.0;
5 4 Duke Ritenhouse, LC, 4:16.7; Rob Nollan, Wm, nt.

110 Meter HURDLES --- Rod Daron, Wm, 15.9; Mike Wilcox, Wm, 16.84; Keith Wigley, GF, 16.4;
5 0

400 METERS --- Mark Young, GF, 51.6; Eric Gerber, Wm, 55.1; Scott Wooldridge, LC, 59.4.
5 3

SHOT PUT --- Mike Pressley, LC, 49-10; Deron Lord, LC, 48-2; Mike Watts, GF, 44-6; Nathan
1 8 Witham, GF, 41-4.

100 METERS --- Tom Mell, LC, 11.1; Greg Berry, LC, 11.6; Wes Yonamine, Wm, 11.7; Cy Carrigan,
0 9 LC, 11.7; Harry Mamizuka, LC, 11.7; Mike Barnes, Wm, nt; Stuart Mills, Wm, 12.1.

HIGH JUMP --- Keith Wigley, GF, 6-4; Steve Kirk, Wm, 6-2; (tie) Pat Meyer, LC, Tim Clark, LC,
6 3 and Steve Graham, GF, 5-8.

800 METERS --- David Craig, Wm, 1:58.9; Kevin Ball, GF, 2:00.3; David Trotter, LC, 2:02.5;
6 3 Kevin Cathcart, Wm, 2:02.6; Jeff Guzman, GF, 2:07.2; Elton Geiger, LC, 2:14.1.

POLE VAULT --- Randy Coombs, LC, 13-0; Bill Dippolito, LC, 12-6; Bob Dunn, LC, 12-0; Doug
0 9 Wegner, LC, 11-0; Scott Wooldridge, LC, 10-0.

400 METER HURDLES --- Rod Daron, Wm, 55.6; Dave Driesner, GF, 57.0; Tim Clark, LC, 59.1;
5 4 Steve Fisher, LC, 1:05.7.

200 METERS --- Tom Mell, LC, 22.3; Greg Berry, LC, 22.7; Mark Young, GF, 23.0; Cy Carrigan,
1 8 LC, 23.2; Wes Yonamine, Wm, 23.3.

DISCUS --- Deron Lord, LC, 160-1; Nathan Witham, GF, 145-0; Paul Maddox, GF, 139-9; Mike Watts,
4 5 GF, 135-11; Mike Pressley, LC, 130-1.

TRIPLE JUMP --- Keith Wigley, GF, 42-0 1/4; Stuart Mills, Wm, 42-0 1/4; David Craig, Wm, 40-11
8 1 Steve Kirk, Wm, 40-1 1/2; Steve Graham, GF, 40-0 1/2; Pat Meyer, LC, 39-7 3/4.

5000 METERS --- Ron Ares, LC, 15:52.8; Kirk Reynolds, LC, 15:59.0; Dwight Lamber, GF, 16:04.7;
1 8 Duke Ritenhouse, LC, 16:32.0; Rob Nolan, Wm, 16:50.0; Scott Ball, GF, 17:13.4;

4 x 400 RELAY --- George Fox (Ball, Graham, Driesner, Young) 3:26.0; Lewis & Clark, ~~3:27.3~~
5 0 Whitman, 3:48.6, 3:35.6 3:26.0 3:27.3
1.2 26

Please Return by Wed Apr. 4

* * * MEN * * *

ENTRIES FOR DUAL MEET WITH LEWIS AND CLARK COLLEGE

CHOICE OF LANES: Odd_____ Even_____

List track entries in desired lanes from inside out. List field entries in desired order of performance. The above choice of odd or even will apply to all events.

EVENT	NAME	MARK	EVENT	NAME	MARK
100m	1. Adolphus Onua	11.2	200m	1. Mark Young	22.7
	2. _____	_____		2. Adolphus Onua	0.4
	3. _____	_____		3. _____	_____
400m	1. Mark Young	50.9	800m	1. Kevin Ball	1:57.9
	2. Dean Raan	50.0		2. _____	_____
	3. _____	_____		3. _____	_____
1500m	1. Scott Ball	4:06.3	3000m SC	1. Kevin Ball	9:28.2
	2. _____	_____		2. _____	_____
	3. _____	_____		3. _____	_____
5000m	1. Scott Ball	16:05	10,000m	1. _____	_____
	2. Dwight Larabee	16:10		2. _____	_____
	3. Jeff Guzman	_____		3. _____	_____
110m H	1. Adolphus Onua	14.2	400m H	1. Dave Driesner	56.9
	2. Keith Wigley	16.0		2. _____	_____
	3. _____	_____		3. _____	_____
4x100m	1. Adolphus Onua	43.1	4x400m	1. Kevin Ball	3:20.2
	2. Dave Driesner	_____		2. Steve Graham	_____
	3. Keith Wigley	_____		3. Dave Driesner	_____
	4. Mark Young	_____		4. Mark Young	_____
High Jump	1. Keith Wigley	6-6	Pole Vault	1. Steve Graham	12-6
	2. Steve Graham	6-0		2. _____	_____
	3. _____	_____		3. Ken Meines	nh
Long Jump	1. Keith Wigley	21-2 1/2	Triple Jump	1. Steve Graham	41-10
	2. Steve Graham	21- 1/4		2. Keith Wigley	41-7
	3. _____	_____		3. _____	_____
Shot Put	1. Mike Watts	43-11 1/2	Discus Throw	1. Nathan Whitham	148-10 1/2
	2. Nathan Whitham	43-2		2. Mike Watts	146-10
	3. _____	_____		3. Paul Maddox	137-4
Hammer Throw	1. Nathan Whitham	162-9	Javelin Throw	1. Mike Watts	186-1
	2. Mike Watts	131-8		2. Nathan Whitham	172-7
	3. Paul Maddox	112-7		3. _____	_____

4/8-9/85

[illegible]

MEN
GEORGE FOX COLLEGE/WESTERN OREGON STATE COLLEGE

Newberg, Oregon

April 13, 1985

EVENT	PLACE	SCHOOL	TIME/DISTANCE	POINTS	GFC	WOSC
HAMMER	1st Nathan Whitham	GFC	154'9"	5		
	2nd Scott Polen	WOSC	150'8"	3		
	3rd Larry Burris	WOSC	140'11"	1	5/5	4/4
	<i>Watts</i>		130			
	<i>Whitham</i>		126-6			
LONG JUMP	1st Steve Graham	GFC	20'9 1/2"	5		
	2nd James Lagris	WOSC	19'11 1/2"	3		
	3rd Keith Wigley	GFC	19'4"	1	6/11	3/7
400m RELAY	1st Biamont, Harry Fahey, Randle	WOSC	42:9	5		
	2nd Onua, Wigley Driesner, Young	GFC	43:7	0	0/11	5/12
HIGH JUMP	1st Keith Wigley	GFC	6'2"	5		
	2nd Dan Roberts	WOSC	6' 1/2"	3		
	3rd Dick Moreland	WOSC	6' 1/4"	1	5/16	4/16
	<i>Graham</i>		5-8			
STEEPLE CHASE	1st Jason Sele	WOSC	10:33.5	5	0/16	5/21
	to Bull crashed & burned					
JAVELIN	1st Mike Keisar	WOSC	208'3"	5		
	2nd Mike Watts	GFC	180'	3		
	3rd Larry Conway	WOSC	179'8"	1	3/19	6/27
	<i>Whitham</i>		163-10			
TRIPLE JUMP	1st Steve Graham	GFC	42'4 1/2"	5		
	2nd Dick Moreland	WOSC	41'9 1/2"	3		
	3rd James LaGris	WOSC	41'3 1/2"	1	5/24	4/31
1500m	1st Scott Bell	GFC	4:02.7	5		
	2nd Shawn McNealy	WOSC	4:06.5	3		
	3rd Mark Mohmen	WOSC	4:07.6	1	5/29	4/35
	<i>Guzman</i>		4:12.1			
POLE VAULT	1st Scott Anderson	WOSC	13'0"	5		
	2nd Kelly Carter	WOSC	13'0"	3		
	3rd Steve Graham	GFC	12'6"			
	Ken Meines	GFC	12'6"	1	1/30	8/43
110 HH	1st Adolphus Onua	GFC	13.7	5		
	2nd Pat Randle	WOSC	15.0	3	5/35	3/46

EVENT	PLACE	SCHOOL	TIME/DISTANCE	POINTS	GFC	WOSC
400m	1st Jim Fahey	WOSC	49.8	5	0/35	9/55
	2nd Torrea Harry	WOSC	49.9	3		
	3rd John McHugh	WOSC	50.0	1		
	<i>Young</i>		<i>50.7</i>			
100m	1st Adolphus Onua	GFC	10.8	5	5/40	4/59
	2nd Tim Biamont	WOSC	11.0	3		
	3rd Darren McGill	WOSC	11.2	1		
800m	1st Brandt Lind	WOSC	1:54.8	5	0/40	9/68
	2nd Mike Dixon	WOSC	1:58.7	3		
	3rd Terry Howard	WOSC	1:59.5	1		
	<i>Scott Ball</i>		<i>2:07.1</i>			
400m IH	1st Pat Randle	WOSC	57.9	5	0/40	9/77
	2nd Jason Sele	WOSC	58.3	3		
	3rd Scot Anderson	WOSC	1:00.0	1		
	<i>Driesner</i>		<i>do</i>			
200m	1st Torrea Harry	WOSC	21.9	5	1/41	8/85
	2nd Jim Fahey	WOSC	22.3	3		
	3rd Mark Young	GFC	22.5	1		
5000m	1st Ken James	WOSC	15:57.0	5	3/44	6/91
	2nd Dwight Larabee	GFC	16:05.2	3		
	3rd Chris VanCantaen	WOSC	16:26.6	1		
	<i>Price</i>		<i>17:14.7</i>			
DISCUS	1st Nathan Whitham	GFC	155'3"	5	9/53	0/91
	2nd Mike Watts	GFC	141'1"	3		
	3rd Paul Maddox	GFC	140'7"	1		
1600m RELAY	1st Onua, Graham, Driesner, Young	GFC	3:23.7	5	5/58	0/91
	2nd Dixon, McHugh, Howard, Lind	WOSC	3:24.1	0		
SHOT	1st Kelley Highberger	WOSC	49'4"	5	3/61	6/97
	2nd Mike Watts	GFC	45'4 1/2"	3		
	3rd Soren Sorenson	WOSC	43'8"	1		
	<i>Whitham</i>		<i>42-2 1/2</i>			

MEN
 GEORGE FOX COLLEGE/UNIVERSITY OF PUGET SOUND
 GEORGE FOX ALUMS
 Newberg, Oregon
 April 20, 1985

EVENT	PLACE	SCHOOL	TIME/DISTANCE	POINTS	GFC	UPS
HAMMER	1st Nathan Whitham	GFC	160'9"	5		
	2nd Steve Curtis	A	157'			
	3rd Ray Phinney	UPS	140'	3		
	4th Mike Watts <i>Maddox</i>	GFC	139'2" <i>114'2"</i>	1	6/6	3/3
LONG JUMP	1st Steve Graham	GFC	21'4 1/2"	5		
	2nd Dave Wilkinson	A	19'6 1/2"			
	3rd Keith Egawa	UPS	19'3 3/4"	3		
	4th Dave Davis	UPS	18'6 1/2"	1	5/11	4/7
POLE VAULT	1st Brent Haydal	A	13'6"			
	2nd Ken Meines <i>Graham</i>	GFC <i>9m 12" uh</i>	12'0"	5	5/16	0/7
400m RELAY	1st Onua, Driesner, Graham, Young	GFC	43.9	5		
	2nd Hospenthal, Minnix, Avery, Boone	UPS	44.0	0	5/21	0/7
SHOT PUT	1st Mike Watts	GFC	45'8"	5		
	2nd Dave Hyytinen	UPS	45'2"	3		
	3rd Steve Curtis	A	45'0"			
	4th Nathan Whitham	GFC	41'1 1/2"	1	6/27	3/10
STEEPLECHASE	1st Jeff Sowards	UPS	9:43.6	5		
	2nd Steven Simons	UPS	10:34.2	3		
	3rd Dan Price	GFC	10:47.7	1	1/28	8/18
1500m	1st Scott Ball	GFC	4:05.4	5		
	2nd Jeff Gorman	GFC	4:10.5	3		
	3rd Jim Cairns <i>Larabee</i>	UPS	4:13.1 <i>4:18.1</i>	1	8/36	1/19
HIGH JUMP	1st Bill Hinson	UPS	6'2"	5		
	2nd Duane Smiley	A	6'2"			
	3rd Wendall Otto	A	5'10"			
	4th Dave Davis	UPS	5'8"	3		
	5th Nathan Whitham	GFC	5'4"	1	1/37	8/27
110m H H	1st Adolphus Onua	GFC	14.3	5		
	2nd Gary Avery	UPS	16.7	3	5/42	3/30

EVENT	PLACE	SCHOOL	TIME/DISTANCE	POINTS	GFC	UPS
JAVELIN	1st Eb Buck	A	202'8"			
	2nd Mike Watts	GFC	182'7"	5		
	3rd Brian Gotchel	UPS	173'9"	3		
	4th Niles Tomlinson <i>Whitham</i>	UPS	165'10" <i>151-3</i>	1	5/47	4/34
400m	1st Paul Hospenthal	UPS	50.1	5		
	2nd Mark Young	GFC	51.2	3		
	3rd Bill Hinson	UPS	53.6	1	3/50	6/40
TRIPLE JUMP	1st Wendall Otto	A	42'5"			
	2nd Steve Graham	GFC	41'1 $\frac{1}{2}$ "	5		
	3rd Dave Wilkinson	A	40'3"		5/55	0/40
100m	1st Adolphus Onua	GFC	10.8	5		
	2nd Mike Boone	UPS	11.3	3		
	3rd Scott Minnix	UPS	11.8	1	5/60	4/44
800m	1st Scott Ball	GFC	2:04.1	5		
	2nd Bhrett Monroe	UPS	2:06.6	3		
	3rd Steve Simons	UPS	2:07.4	1	5/65	4/48
400m I H	1st Gary Avery	UPS	57.7	5		
	2nd Dave Driesner	GFC	59.4	3	3/68	5/53
200m	1st Mark Young	GFC	22.5	5		
	2nd Paul Hospenthal	UPS	22.9	3		
	3rd Mike Boone	UPS	23.2	1	5/73	4/57
5000m	1st Steve Blikstad	A	15:07.5			
	2nd Jim Cairns	UPS	15:18.2	5		
	3rd Jeff Guzman	GFC	15:53.5	3		
	4th Dwight Larabee	GFC	15:58.8	1	4/77	5/62
DISCUS	1st Paul Maddox	GFC	148'7"	5		
	2nd Nathan Whitham	GFC	144'3"	3		
	3rd Mike Watts <i>Curtis</i>	GFC	142'10" <i>133'8"</i>	1	9/86	0/62
1600m RELAY	1st Avery, Hinson, Daugherty, Hospenthal	UPS	3:31.9	5		
	2nd Meines, Driesner, Graham, Young	GFC	3:33.0	0	8/86	5/67

NAIA District II Decathlon Championship 1985	100 Meters	Long Jump	Shot Put	High Jump	400 Meters	1st Day Totals	110 m. Hurdles	Discus	Pole Vault	Javelin	1500 Meters	Total Points	Place of Finish
ANDERSON (WO)	12.2 540	18.8 5.62 535 1059	30-6 1/2 9.31 409 1468	1.75 634 2102	55.2 596 2698	72714 22228	16.9 668 3382	29.98 98' 4 1/2" 474 3856	3.74 12' 11" 771 4647	42.25 138-7 524 5171	4:31.9 577 5748	5748	6
CONAWAY (WO)	11.1 780	22.7 6.88 796 1570	30-10 1/2 11.24 508 2124	1.98 840 2904	52.5 699 3663	3663	15.1 807 4470	35.94 117' 11" 603 5073	3.31 10-10 3/4 618 5691	50.90 167-0 645 6336	5:01.8 3397 6735	6735	1
CONNORS (W)	11.4 710	19-7 1/4 5.97 1307	w/draw 57-4 H-43	— — —	— — —	— — —	— — —	— — —	— — —	— — —	— — —	— — —	—
COOMBS (L+C)	11.3 733	20-10 6.35 682 1415	31-1 1/2 5.12 11.43 561 1976	1.78 6062 2638	51.7 732 3310	3370	19.4 4 487 5857	31.22 102' 5" 501 4358	3.74 12-11 771 4281	39.69 130-2 486 5635	5:13.2 340 5975	5975	4
EDWARDS (NNE)	12.5 482	17-1 1/2 5.20 420 902	35-0 10.67 509 1411	1.62 512 1923	52.5 514 2437	2437	19.6 479 2911	34.78 114' 1" 577 3490	3.74 12-11 791 4281	56.47 185-3 717 4998	4:55.7 5430 432 5430	5430	8
GILBERT (NNE)	11.4 710	21-2 1/2 6.46 706 1416	30-1 1/2 11.01 533 1949	1.78 6062 2611	49.7 819 3430	3430	17.6 613 4043	28.08 92' 1 1/2" 429 4472	3.31 10-10 1/4 618 5090	47.27 155-1 596 5686	4:46.7 486 6172	6172	3
HEALY (W)	11.4 710	19-9 1/4 6.02 608 1318	30-5 1/2 9.28 406 1724	1.83 707 2431	53.2 671 3012	3402	17.9 590 3692	26.08 85' 6 3/4" 382 4074	3.74 12-3 3/4 737 4813	45.90 150-7 576 5389	4:44.2 499 5888	5888	5
WIGLEY (LFC)	11.3 733	20-4 1/4 6.10 626 1359	34-3 10.44 492 1851	1.88 751 2602	54.5 621 3223	3223	15.9 757 3980	31.36 102' 11" 504 4484	3.74 12-3 3/4 739 5223	45.34 148-9 569 5792	4:49.9 465 6257	6257	2
WYBORNEY (NNE)	11.7 643	18-5 1/2 5.62 519 1162	44-6 3/4 13.58 701 1863	1.65 540 2403	53.1 675 3078	3078	21.4 371 3449	38.29 125' 5" 650 4099	2.88 7-5 3/4 472 4591	38.75 127-1 472 5063	4:55.0 4 436 5499	5499	7

First Draft

		mean																																																																																																																																																																																																																																																																																																																																																																																																																																																																																																																																																																																																																																																																																																																																																																																																																																																																																																																																																																																																																																																																																																																																																																																																																																																																																																																																																																																																																																																																																																																																	
--	--	-----------------	--	--	--	--	--	--	--	--	--	--	--	--	--	--	--	--	--	--	--	--	--	--	--	--	--	--	--	--	--	--	--	--	--	--	--	--	--	--	--	--	--	--	--	--	--	--	--	--	--	--	--	--	--	--	--	--	--	--	--	--	--	--	--	--	--	--	--	--	--	--	--	--	--	--	--	--	--	--	--	--	--	--	--	--	--	--	--	--	--	--	--	--	--	--	--	--	--	--	--	--	--	--	--	--	--	--	--	--	--	--	--	--	--	--	--	--	--	--	--	--	--	--	--	--	--	--	--	--	--	--	--	--	--	--	--	--	--	--	--	--	--	--	--	--	--	--	--	--	--	--	--	--	--	--	--	--	--	--	--	--	--	--	--	--	--	--	--	--	--	--	--	--	--	--	--	--	--	--	--	--	--	--	--	--	--	--	--	--	--	--	--	--	--	--	--	--	--	--	--	--	--	--	--	--	--	--	--	--	--	--	--	--	--	--	--	--	--	--	--	--	--	--	--	--	--	--	--	--	--	--	--	--	--	--	--	--	--	--	--	--	--	--	--	--	--	--	--	--	--	--	--	--	--	--	--	--	--	--	--	--	--	--	--	--	--	--	--	--	--	--	--	--	--	--	--	--	--	--	--	--	--	--	--	--	--	--	--	--	--	--	--	--	--	--	--	--	--	--	--	--	--	--	--	--	--	--	--	--	--	--	--	--	--	--	--	--	--	--	--	--	--	--	--	--	--	--	--	--	--	--	--	--	--	--	--	--	--	--	--	--	--	--	--	--	--	--	--	--	--	--	--	--	--	--	--	--	--	--	--	--	--	--	--	--	--	--	--	--	--	--	--	--	--	--	--	--	--	--	--	--	--	--	--	--	--	--	--	--	--	--	--	--	--	--	--	--	--	--	--	--	--	--	--	--	--	--	--	--	--	--	--	--	--	--	--	--	--	--	--	--	--	--	--	--	--	--	--	--	--	--	--	--	--	--	--	--	--	--	--	--	--	--	--	--	--	--	--	--	--	--	--	--	--	--	--	--	--	--	--	--	--	--	--	--	--	--	--	--	--	--	--	--	--	--	--	--	--	--	--	--	--	--	--	--	--	--	--	--	--	--	--	--	--	--	--	--	--	--	--	--	--	--	--	--	--	--	--	--	--	--	--	--	--	--	--	--	--	--	--	--	--	--	--	--	--	--	--	--	--	--	--	--	--	--	--	--	--	--	--	--	--	--	--	--	--	--	--	--	--	--	--	--	--	--	--	--	--	--	--	--	--	--	--	--	--	--	--	--	--	--	--	--	--	--	--	--	--	--	--	--	--	--	--	--	--	--	--	--	--	--	--	--	--	--	--	--	--	--	--	--	--	--	--	--	--	--	--	--	--	--	--	--	--	--	--	--	--	--	--	--	--	--	--	--	--	--	--	--	--	--	--	--	--	--	--	--	--	--	--	--	--	--	--	--	--	--	--	--	--	--	--	--	--	--	--	--	--	--	--	--	--	--	--	--	--	--	--	--	--	--	--	--	--	--	--	--	--	--	--	--	--	--	--	--	--	--	--	--	--	--	--	--	--	--	--	--	--	--	--	--	--	--	--	--	--	--	--	--	--	--	--	--	--	--	--	--	--	--	--	--	--	--	--	--	--	--	--	--	--	--	--	--	--	--	--	--	--	--	--	--	--	--	--	--	--	--	--	--	--	--	--	--	--	--	--	--	--	--	--	--	--	--	--	--	--	--	--	--	--	--	--	--	--	--	--	--	--	--	--	--	--	--	--	--	--	--	--	--	--	--	--	--	--	--	--	--	--	--	--	--	--	--	--	--	--	--	--	--	--	--	--	--	--	--	--	--	--	--	--	--	--	--	--	--	--	--	--	--	--	--	--	--	--	--	--	--	--	--	--	--	--	--	--	--	--	--	--	--	--	--	--	--	--	--	--	--	--	--	--	--	--	--	--	--	--	--	--	--	--	--	--	--	--	--	--	--	--	--	--	--	--	--	--	--	--	--	--	--	--	--	--	--	--	--	--	--	--	--	--	--	--	--	--	--	--	--	--	--	--	--	--	--	--	--	--	--	--	--	--	--	--	--	--	--	--	--	--	--	--	--	--	--	--	--	--	--	--	--	--	--	--	--	--	--	--	--	--	--	--	--	--	--	--	--	--	--	--	--	--	--	--	--	--	--	--	--	--	--	--	--	--	--	--	--	--	--	--	--	--	--	--	--	--	--	--	--	--	--	--	--	--	--	--	--	--	--	--	--	--	--	--	--	--	--	--	--	--	--	--	--	--	--	--	--	--	--	--	--	--	--	--	--	--	--	--	--	--	--	--	--	--	--	--	--	--	--	--	--	--	--	--	--	--	--	--	--	--	--	--	--	--	--	--	--	--	--	--	--	--	--	--	--	--	--	--	--	--	--	--	--	--	--	--	--	--	--	--	--	--	--	--	--	--	--	--	--	--	--	--	--	--	--	--	--	--	--	--	--	--	--	--	--	--	--	--	--	--	--	--	--	--	--	--	--	--	--	--	--	--	--	--	--	--	--	--	--	--	--	--	--	--	--	--	--	--	--	--	--	--	--	--	--	--	--	--	--	--	--	--	--	--	--	--	--	--	--	--	--	--	--	--	--	--	--	--	--	--	--	--	--	--	--	--	--	--	--	--	--	--	--	--	--	--	--	--	--	--	--	--	--	--	--	--	--	--	--	--	--	--	--	--	--	--	--	--	--	--	--	--	--	--	--	--	--	--	--	--	--	--	--	--	--	--	--	--	--	--	--	--	--	--	--	--	--	--	--	--	--	--	--	--	--	--	--	--	--	--	--	--	--	--	--	--	--	--	--	--	--	--	--	--	--	--	--	--	--	--	--	--	--	--	--	--	--	--	--	--	--	--	--	--	--	--	--	--	--	--	--	--	--	--	--	--	--	--	--	--	--	--	--	--	--	--	--	--	--	--	--	--	--	--	--	--	--	--	--	--	--	--	--	--	--	--	--	--	--	--	--	--	--	--	--	--	--	--	--	--	--	--	--	--	--	--	--	--	--	--	--	--	--	--	--	--	--	--	--	--	--	--	--	--	--	--	--	--	--	--	--	--	--	--	--	--	--	--	--	--	--	--	--	--	--	--	--	--	--	--	--	--	--	--	--	--	--	--	--	--	--	--	--	--	--	--	--	--	--	--	--	--	--	--	--	--	--	--	--	--	--	--	--	--	--	--	--	--	--	--	--	--	--	--	--	--	--	--	--	--	--	--	--	--	--	--	--	--	--	--	--	--	--	--	--	--	--	--	--	--	--	--	--	--	--	--	--	--	--	--	--	--	--	--	--	--

Handwritten: 1000

FRONT MOUNTAIN	CLAREN	WESTERN MOUNTAIN	WESTERN OREGON	CLAREN
8	4	0	0	0
22	4	0	2	2
22	5	0	16	16
9	8	0	14	16
31	13	0	11	16
0	13	0	23	36
8	15	0	28	27
6	25	0	40	29
0	7	0	6	37
0	6	0	46	43
4	10	4	15	58
0	48	0	6	64
0	5	4	19	4
0	56	6	56	68
0	56	11	67	70
0	56	20	87	83
10	56	1	13	93
2	56	19	106	98
0	64	4	110	99
0	10	12	122	108
1	0	0	122	123
0	62	8	130	128
0	62	13	143	128
0	62	0	143	134
8	97	19	153	145

Marathon
Decathlon
10,000 m
Discus
Long Jump
High Jump
Hammer
Steeplechase
Shot Put
10,000 m Walk
4 x 100 m Relay
1500 m
Gavelin
100 m H.H
Triple Jump
400 m
Pole Vault
800 m
400 m I.H
100 m
200 m
5000 m
4 x 400 m Relay

1985 N.A.I.A. DISTRICT 2 DECATILION CHAMPIONSHIP --- APRIL 22-23, 1985 --- NORTHWEST NAZARENE COLLEGE, Nampa, Idaho

	100 Meters	Long Jump	Shot Put	High Jump	400 Meters	110 Hurdles	Discus	Pole Vault	Javelin	1500 Meters	Final Score
Larry Conway WOSC	t/d m p	11.1 22-7 6 88 796	36-10 1/2 11.24 348	1.98 840	52.5 699	15.4 807	117-11 35.94 603	10-10 1/2 3.31 618	167-0 50.90 845	5:01.8 399	6735
Keith Wigley GPC	t/d m p	11.3 20-1 1/2 6.10 626	34-3 10.44 492	1.88 751	54.5 621	15.9 757	102-11 31.36 504	10-10 1/2 3.74 739	148-9 45.34 569	4:49 465	6257
Mike Gilbert NNC	t/d m p	11.4 21-2 1/2 6.46 706	36-1 1/2 11.01 533	1.78 662	49.7 819	17.6 613	92-1 1/2 28.08 429	10-10 1/2 3.31 613	155-1 47.27 596	4:46.7 486	6172
Randy Coombe L&C	t/d m p	11.3 20-10 6.35 682	37-6 11.43 561	1.78 662	51.7 752	19.4 487	102-5 31.22 501	12-11 3.94 791	130-2 39.69 486	5:13.2 340	5975
Scott Healy WU	t/d m p	11.4 19-9 1/2 6.02 608	30-5 1/2 9.28 406	1.83 707	53.2 671	17.9 590	85-6 3/4 26.08 382	12-3 1/2 3.74 739	150-7 45.90 576	4:44.2 499	5888
Scott Anderson WOSC	t/d m p	12.2 18-8 5.62 535	30-6 1/2 9.31 409	1.75 634	55.2 596	16.9 668	98-4 1/2 29.98 474	12-11 3.94 791	138-7 42.25 524	4:31.9 577	5748
Hank Wyborney NNC	t/d m p	11.7 18-5 1/2 5.62 519	44-6 3/4 13.58 701	1.65 540	53.1 675	21.4 371	125-5 38.24 650	9-5 1/2 2.88 492	177-1 38.75 472	4:55 436	5499
Doug Edwards NNC	t/d m p	12.5 17-11 5.20 420	33-0 10.67 509	1.62 512	57.5 514	19.6 474	114-1 34.78 579	12-11 3.94 791	185-3 56.47 717	4:55.7 432	5430
Kevin Connors JJ	t/d m p	11.4 19-7 1/2 5.97 597	WYTHORIAN								

1961 DISTRICT CHAMPIONSHIPS

WOMEN

EVENT:	10000m	Time	
Place	Name	Ht./Dist.	School
1.	James Wyatt	31:47	Lin
2.	Paul Yunker	31:50	WU
3.	David Gilroy	31:54	WU
4.	Bob Frost	32:17	Lin
5.	Ray Whitlow	33:18	Lin
6.	Jeff Wilson	32:47	L&C
7.			
8.			

EVENT:	1000m STEEPLECHASE	Time	
Place	Name	Ht./Dist.	School
1.	John Gord	9:31.3	WU
2.	James Elmark	9:32.7	WU
3.	Ken James	9:37.3	WOSC
4.	Duke Ricehouse	9:42.0	L&C
5.	Ron Ares	9:47.3	L&C
6.	Tom Gaiger	9:52.2	L&C
7.			
8.			

EVENT:	DISCUS	Time	
Place	Name	Ht./Dist.	School
1.	Jim Parker	154-5	SOSC
2.	Deron Lord	153	L&C
3.	Nathan Whitham	151-5	GFC
4.	Randy Settall	150-4	SOSC
5.	Mike Waters	148-6	GFC
6.	Paul Maddox	145-7	GFC
7.			
8.			

EVENT:		Time	
Place	Name	Ht./Dist.	School
1.			
2.			
3.			
4.			
5.			
6.			
7.			
8.			

EVENT:	LONG JUMP		
Place	Name	Ht./Dist.	School
1.	Larry Conaway	22-4 3/4	WOSC
2.	Kevin Connors	22-3	WU
3.	Kelly Ferrenburg	21-10 1/2	Lin
4.	Dave Erickson	21-9 1/2	Lin
5.	Randy Folker	21-6	WU
6.	Ron Mobley	21-4	WOSC
7.			
8.			

EVENT:			
Place	Name	Ht./Dist.	School
1.			
2.			
3.			
4.			
5.			
6.			
7.			
8.			

EVENT:	HAMMER THROW		
Place	Name	Ht./Dist.	School
1.	Deron Lord	160-6	L&C
2.	Scott Polen	157-10	WOSC
3.	Nathan Whitham	156-4	GFC
4.	Larry Burris	151-11	WOSC
5.	Jim Gorman	151-9	WU
6.	Kyle Kobow	148-7	Lin
7.			
8.			

EVENT:			
Place	Name	Ht./Dist.	School
1.			
2.			
3.			
4.			
5.			
6.			
7.			
8.			

EVENT:	HIGH JUMP		
Place	Name	Ht./Dist.	School
1.	Joe Hill	6-8 1/2	SOSC
2.	Keith Wigley	6-5	GFC
3.	Larry Conaway	6-3	WOSC
4.	Shaun Granger	6-1	SOSC
5.	Pat Meyer	6-1	L&C
6.	Scott Eagley	5-11	WU
7.			
8.			

EVENT:			
Place	Name	Ht./Dist.	School
1.			
2.			
3.			
4.			
5.			
6.			
7.			
8.			

1985 DISTRICT CHAMPIONSHIPS
MEN

EVENT: SHOTPUT

Place	Name	Time Ht/Dist.	School
1.	Randy Settell	53-1½	SOSC
2.	Ivan Jim Parker	52-2½	SOSC
3.	David Novotney	51-9	WU
4.	Mike Pressley	51-5 3/4	L&C
5.	Deron Lord	48-9 3/4	L&C
6.	Hank Wyborney	44-11½	NNC
7.			
8.			

EVENT: 110m HH

Place	Name	Time Ht/Dist.	School
1.	Adolphus Onua	14.1	GFC
2.	Tim Rupp	15.0	SOSC
3.	Curtis Thorne	15.1	WU
4.	Tyler Graham	15.1	WU
5.	Bob DeVylde	15.5	WU
6.	Craig McKee	15.8	WU
7.			
8.			

EVENT: 10K WALK

Place	Name	Time Ht/Dist.	School
1.	Trent Jones	:51:19.6	L&C
2.	Randy Jacobs	:51:21.2	WU
3.	Jeff Kilday	:58:11.9	WU
4.	Dan Price	:59:40.8	GFC
5.	Mark Williaman	1:00:55.0	SOSC
6.	Troy O'Donnell	1:02:18.4	WU
7.			
8.			

EVENT: TRIPLE JUMP

Place	Name	Time Ht/Dist.	School
1.	Kevin Connors	47-3	WU
2.	Jeff Bowman	44-4½	Lin
3.	John Prevedello	44-4	Lin
4.	Kele Marsters	43-7½	Lin
5.	Shaun Granger	42-7½	SOSC
6.	Scott Anderson	42-1	WOSC
7.			
8.			

EVENT: 4x100 RELAY

Place	Name	Time Ht/Dist.	School
1.		41.9	WOSC
2.		42.2	L&C
3.		43.2	WU
4.		43.9	SOSC
5.		45.3	NNC
6.			
7.			
8.			

EVENT: 400M

Place	Name	Time Ht/Dist.	School
1.	XXXXXXXXXX	XXXXXX	WXX
2.	XXXXXXXXXX	XXXXXX	WXX
3.	XXXXXXXXXX	XXXXXX	WXX
4.			
5.			
6.			
7.			
8.			

EVENT: 1500m

Place	Name	Time Ht/Dist.	School
1.	Jesse Gore	3:53.8	Lin
2.	Brandt Lind	3:56.2	WOSC
3.	Dave Beck	3:58.0	SOSC
4.	Andy Mitchell	3:59.7	WU
5.	Mark Mohnen	4:00.2	WOSC
6.	Ken James	4:00.8	WOSC
7.			
8.			

EVENT: 800m

Place	Name	Time Ht/Dist.	School
1.	Tom Geiger	1:53.7	L&C
2.	Rob MacGinnittie	1:53.8	WU
3.	John Mike McHugh	1:54.9	WOSC
4.	Brandt Lind	1:55.6	WOSC
5.	Mike Dixon	1:56.0	WOSC
6.	Steve Uomini	1:56.7	WU
7.			
8.			

EVENT: JAVELIN

Place	Name	Time Ht/Dist.	School
1.	Mike Keisur	219-10	WOSC
2.	Dave Wagner	212-4	Lin
3.	Eric Nelson	208-5	WOSC
4.	Doug Ladd	205-9	WOSC
5.	Brad Bales	201-8	WU
6.	Doug Edwards	199-1	NNC
7.			
8.			

EVENT: 400 IH

Place	Name	Time Ht/Dist.	School
1.	Dave Erickson	53.6	Lin
2.	Bob DeVylde	54.1	WU
3.	Tim Rupp	55.1	SOSC
4.	Tyler Graham	55.4	WU
5.	Scott Wallace	56.7	NNC
6.	Dave Driesner	57.8	GFC
7.			
8.			

1985 DISTRICT CHAMPIONSHIPS
MEN

EVENT: POLE VAULT		Time	
Place	Name	Ht/Dist.	School
1.	Kevin Taylor	14-6	SOSC
2.	Randy Coombs	13-10	L&C
3.	Mike Gilbert	13-6	NNC
3.	Doug Edwards	13-6	NNC
3.	Kelly Carter	13-6	WOSC
6.	Ken Halm	13-6	WU
7.			
8.			

WIE

EVENT: 400m		Time	
Place	Name	Ht/Dist.	School
1.	Karl Findling	48.5	WOSC
2.	Jim Fahey	49.1	WOSC
3.	Mike Gilbert	49.2	NNC
4.	Sid Elliott	49.3	WU
5.	Dean Rasm	49.5	GFC
6.	David Searce	49.7	WU
7.			
8.			

EVENT: 200m		Time	
Place	Name	Ht/Dist.	School
1.	Greg Will	21.9	Lin
2.	Torrrae Harry	22.0	WOSC
3.	Tom Mell	22.1	L&C
4.	Karl Findling	22.2	WOSC
5.	Greg Beery	22.6	L&C
6.	Tim Biamont	22.7	WOSC
7.			
8.			

EVENT: 100m		Time	
Place	Name	Ht/Dist.	School
1.	Tom Mell	10.6	L&C
2.	Torrrae Harry	10.6	WOSC
3.	Rich Torquato	10.7	WU
4.	Greg Beery	10.8	L&C
5.	Brian Gilstrap	10.9	WU
6.	Kelly Ferrenburg	11.0	Lin
7.			
8.			

EVENT: 5000m			
Place	Name	Ht/Dist.	School
1.	Mike Friess	14:47.2	Lin
2.	Joe Alward	14:57.8	Lin
3.	James Wyatt	14:59.5	Lin
4.	David Gilroy	15:01	WU
5.	Paul Yunher	15:20	WU
6.	Bob Frost	15:22.2	Lin
7.			
8.			

EVENT: 4x400 RELAY			
Place	Name	Ht/Dist.	School
1.		3:19.2	WOSC
2.		3:19.4	GFC
3.		3:22.7	WU
4.		3:24.0	NNC
5.		3:24.3	Lin
6.		3:24.3	L&C
7.			
8.			

EVENT:			
Place	Name	Ht/Dist.	School
1.			
2.			
3.			
4.			
5.			
6.			
7.			
8.			

EVENT:			
Place	Name	Ht/Dist.	School
1.			
2.			
3.			
4.			
5.			
6.			
7.			
8.			

EVENT:			
Place	Name	Ht/Dist.	School
1.			
2.			
3.			
4.			
5.			
6.			
7.			
8.			

EVENT:			
Place	Name	Ht/Dist.	School
1.			
2.			
3.			
4.			
5.			
6.			
7.			
8.			

NAIA District II Decathlon Championship 1985	100 Meters	Long Jump	Shot Put	High Jump	400 Meters	1st Day Totals	110 m. Hurdles	Discus	Pole Vault	Javelin	1500 Meters	Total Points	Place of Finish
Scott ANDERSON (WO)	12.2 540	18.8 5.62 1059	30-6 1/2 9.31 1408	1.75 634 2102	55.2 596 2698	(7) 2714 2698	16.9 668 3382	29.98 98' 4 1/2" 474 3856	3.74 12' 11" 791 4647	42.25 138-7 524 5171	4:31.9 5748	5748	6
Larry CONAWAY (WO)	11.1 780	22.7 6.88 796 1570	30-10 1/2 11.24 548 2124	1.98 840 2904	52.5 629 3663	(1) 3663	15.1 807 4470	35.94 117' 11" 603 5073	3.31 10-10 1/4 618 5641	50.90 167-0 645 6336	5:01.8 6735	6735	1
CONNORS (W)	11.4 710	19-7/4 5.97 1307	w/draw — 39-4 11-43	— — — —	— — — —	— — — —	— — — —	— — — —	— — — —	— — — —	— — — —	— — — —	— — — —
Randy COOMBS (LNC)	11.3 733	20-10 6.35 682 1415	30-10 1/2 11.43 541 1976	1.78 662 2638	51.7 732 3370	(3) 3370	19.4 487 3857	31.22 102' 5" 501 4358	3.94 12-11 791 4281	39.69 130-2 486 5635	5:13.2 340 5975	5975	4
Doug EDWARDS (NMC)	12.5 482	17-1 1/2 5.20 420 902	35-0 10.67 509 1411	1.62 512 1923	52.5 514 2437	(8) 2437	19.6 479 2911	34.78 114' 1" 579 3490	3.74 12-11 791 4281	56.47 185-3 717 4998	4:55.7 5430	5430	8
Mike GILBERT (NMC)	11.4 710	21-2 1/2 6.46 706 1416	30-1 1/2 11.01 533 1949	1.78 662 2611	49.7 819 3430	(2) 3430	17.6 613 4043	28.08 92' 1 1/2" 429 4472	3.31 10-10 1/4 618 5090	47.27 155-1 596 5686	4:46.7 486 6172	6172	3
Scott HEALY (W)	11.4 710	19-9 1/4 6.02 608 1318	30-5 1/2 9.28 406 1724	1.83 707 2431	53.2 671 3012	(5) 3012	17.9 590 3692	26.08 85' 6 1/2" 382 4074	3.74 12-3 1/4 739 4813	45.90 150-7 576 5389	4:44.2 499 5888	5888	5
Keith WIGLEY (GFC)	11.3 733	20-1/4 6.10 626 1359	34-3 10.44 492 1851	1.88 751 2602	54.5 621 3223	(4) 3223	15.9 757 3980	31.36 102' 11" 504 4484	3.74 12-5 1/4 739 5223	45.34 148-9 569 5792	4:49.9 465 6257	6257	2
Hank WYBORNEY (NMC)	11.7 643	18-5 1/2 5.62 519 1162	44-6 3/4 13.58 701 1863	1.65 540 2408	53.1 675 3078	(6) 3078	21.4 371 3449	38.24 125' 5" 650 4099	2.88 7-5 1/4 472 4591	38.75 127-1 472 5063	4:55.0 436 5499	5499	7

N.A.I.A. DISTRICT 2 TRACK & FIELD CHAMPIONSHIPS
MAY 10-11, 1985
COLCORD FIELD
GEORGE FOX COLLEGE, NEWBERG, OR

HEAT & FLIGHT SHEETS

MEN'S SHOTPUT

First Flight

<u>Number</u>	<u>Name</u>	<u>School</u>
362	Randy Settell	SOSC
467	David Novotney	WU
259	Ivan Jim Parker	SOSC
256	Mike Pressley	L&C
252	Deron Lord	L&C

Second Flight

<u>Number</u>	<u>Name</u>	<u>School</u>
426	Soren Sorenson	WOSC
322	Hank Wyborney	NMC
219	Mike Watts	GFC
291	Kyle Kobow	Lin

MEN'S JAVELIN

First Flight

<u>Number</u>	<u>Name</u>	<u>School</u>
420	Eric Nelson	WOSC
412	Mike Kaiser	WOSC
442	Brad Bales	WU
300	Dave Wagner	Lin
413	Doug Ladd	WOSC
355	Clint McClellan	SOSC

Second Flight

<u>Number</u>	<u>Name</u>	<u>School</u>
367	Tyler Walker	SOSC
246	Mike Damm	L&C
219	Mike Watts	GFC
282	Doug Dean	Lin
314	Doug Edwards	NMC
349	Cary Doverberg	SOSC

N.A.I.A. DISTRICT 2 TRACK & FIELD CHAMPIONSHIPS
 MAY 10-11, 1985
 COLCORD FIELD
 GEORGE FOX COLLEGE, NEWBERG, OR

HEAT & FLIGHT SHEETS

MEN'S POLE VAULT

<u>Number</u>	<u>Name</u>	<u>School</u>
315	Mike Gilbert	NNC
349	Cary Doverberg	SOSC
213	Ken Meines	GFC
457	Scott Healy	WU
401	Scott Anderson	WOSC
458	Ken Helm	WU
245	Randy Coombs	L&C
314	Doug Edwards	NNC
364	Kevin Taylor	SOSC
404	Kelly Carter	WOSC

MEN'S 10,000 WALK

<u>Lane</u>	<u>Number</u>	<u>Name</u>	<u>School</u>
1	460	Jeff Kilday	WU
2	261	Loren Shaw	L&C
3	211	Dwight Larabee	GFC
4	215	Dan Price	GFC
5	251	Trent Jones	L&C
6	459	Randy Jacobs	WU
7	369	Mark Williamson	SOSC
8	410	Terry Howard	WOSC
9	468	Troy O'Donnell	WU
10	none	Jack Brajcich	WOSC
11	205	Kevin Ball	GFC

N.A.T.A. DISTRICT 2 TRACK & FIELD CHAMPIONSHIPS
MAY 10-11, 1985
COLGORD FIELD
GEORGE FOX COLLEGE, NEWBERG, OR

HEAT & FLIGHT SHEETS

MEN'S TRIPLE JUMP

First Flight

<u>Number</u>	<u>Name</u>	<u>School</u>
445	Kevin Connors	WU
296	John Prevedello	Lin
277	Jeff Bowman	Lin
293	Kele Marsters	Lin
255	Pat Meyer	L&C

Second Flight

<u>Number</u>	<u>Name</u>	<u>School</u>
279	Kip Carlson	Lin
221	Keith Wigley	GFC
351	Shaun Granger	SOSC
401	Scott Anderson	WOSC

MEN'S 4 x 100 RELAY

<u>Lane</u>	<u>School</u>
2	SOSC
3	WU
4	L&C
5	WOSC
6	NMC

N.A.I.A. DISTRICT 2 TRACK & FIELD CHAMPIONSHIPS
MAY 10-11, 1985
COLCORD FIELD
GEORGE FOX COLLEGE, NEWBERG, OR

HEAT & FLIGHT SHEETS

MEN'S 1500

<u>Lane</u>	<u>Number</u>	<u>Name</u>	<u>School</u>
1	411	Ken James	WOSC
2	294	Dan O'Leary	Lin
3	313	Marty Donaldson	NMC
4	206	Scott Ball	GFC
5	418	Shaun McNealy	WOSC
6	346	Dave Beck	SOSC
7	287	Jesse Gore	Lin
8	465	Andy Mitchell	WU
9	none	Mark Mohnen	WOSC
10	414	Brandt Lind	WOSC

MEN'S 110m HH

<u>Lane</u>	<u>Number</u>	<u>Name</u>	<u>School</u>
1	464	Craig McKee	WU
2	452	Jeff Cadrose	WU
3	470	Curtis Thorne	WU
4	360	Tim Rupp	SOSC
5	214	Adolphus Onua	GFC
6	456	Tyler Graham	WU
7	446	Bob DeVoldere	WU
8	275	John Albrecht	Lin

N.A.I.A. DISTRICT 2 TRACK & FIELD CHAMPIONSHIPS
MAY 10-11, 1985
COLCORD FIELD
GEORGE FOX COLLEGE, NEWBERG, OR

HEAT & FLIGHT SHEETS

MEN'S 400m

<u>Lane</u>	<u>Number</u>	<u>Name</u>	<u>School</u>
1	297	Andre Pruitt	Lin
2	450	Sid Elliott	WU
3	216	Dean Raan	GFC
4	315	Mike Gilbert	NNC
5	408	Karl Findling	WOSC
6	407	Jim Fahey	WOSC
7	469	David Searce	WU
8	443	Rick Catalani	WU

MEN'S 100m

<u>Lane</u>	<u>Number</u>	<u>Name</u>	<u>School</u>
1	402	Tim Biamont	WOSC
2	242	Greg Beery	L&C
3	453	Brian Gilstrap	WU
4	409	Torrze Harry	WOSC
5	254	Tom Mell	L&C
6	471	Rich Torquato	WU
7	283	Dave Erickson	Lin
8	284	Kelly Ferrenburg	Lin

N.A.I.A. DISTRICT 2 TRACK & FIELD CHAMPIONSHIPS
MAY 10-11, 1985
COLCORD FIELD
GEORGE FOX COLLEGE, NEWBERG, OR

HEAT & FLIGHT SHEETS

MEN'S 800m

ALLEY 1:

<u>Lane</u>	<u>Number</u>	<u>Name</u>	<u>School</u>
a	406	Mike Dixon	WOSC
b	262	David Trotter	L&C
c	292	Dana Lingenfelter	Lin

ALLEY 2:

<u>Lane</u>	<u>Number</u>	<u>Name</u>	<u>School</u>
a	368	Mark Wesphal	SOSC
b	472	Steve Uomini	WU
c	323	Steve Yerger	NNC

ALLEY 3:

<u>Lane</u>	<u>Number</u>	<u>Name</u>	<u>School</u>
a	466	Charles Mitchell	WU
b	414	Brandt Lind	WOSC
c	462	Rob MacGinnittie	WU

ALLEY 4:

<u>Lane</u>	<u>Number</u>	<u>Name</u>	<u>School</u>
a	417	John Mike McHugh	WOSC
b	250	Tom Geiger	L&C
c	346	Dave Beck	SOSC

MEN'S 400 IH

<u>Lane</u>	<u>Number</u>	<u>Name</u>	<u>School</u>
1	244	Tim Clark	L&C
2	456	Tyler Graham	WU
3	321	Scott Wallace	NNC
4	446	Bob DeVyldere	WU
5	207	Dave Driesner	GFC
6	283	Dave Erickson	Lin
7	360	Tim Rupp	SOSC
8	424	Jason Sele	WOSC

N.A.I.A. DISTRICT 2 TRACK & FIELD CHAMPIONSHIPS
MAY 10-11, 1985
COLCORD FIELD
GEORGE FOX COLLEGE, NEWBERG, OR

HEAT & FLIGHT SHEETS

MEN'S 200m

<u>Lane</u>	<u>Number</u>	<u>Name</u>	<u>School</u>
2	242	Greg Beery	L&C
3	360	Tim Rupp	SOSC
4	254	Tom Mall	L&C
5	302	Greg Will	Lin
6	408	Karl Findling	WOSC
7	402	Tim Biamont	WOSC
8	409	Torrne Harry	WOSC

MEN'S 5000m

<u>Lane</u>	<u>Number</u>	<u>Name</u>	<u>School</u>
1	241	Ron Arce	L&C
2	303	James Wyatt	Lin
3	210	Jeff Gusman	GFC
4	319	Ron Richards	NNC
5	286	Bob Frost	Lin
6	276	Joe Alward	Lin
7	474	Paul Yunker	WU
8	454	David Gilroy	WU
9	449	James Edmark	WU
10	285	Mike Friess	Lin
11	428	Tad Woodsley	WOSC
12	353	Phil Jones	WOSC

MEN'S 4 x 400 RELAY

<u>Lane</u>	<u>School</u>
2	WU
3	SOSC
4	GFC
5	L&C
6	WOSC
7	Lin
8	NNC

N.A.I.A. DISTRICT 2 TRACK & FIELD CHAMPIONSHIPS
MAY 10-11, 1985
COLCORD FIELD
GEORGE FOX COLLEGE, NEWBERG, OR

HEAT & FLIGHT SHEETS

MEN'S DISCUS: FINAL

First Flight

<u>Number</u>	<u>Name</u>	<u>School</u>
252	Deron Lord	L&C
220	Nathan Whitham	GFC
362	Randy Settell	SOSC
359	Jim Parker	SOSC
212	Paul Maddox	GFC
363	Mike Schaan	SOSC

Second Flight

<u>Number</u>	<u>Name</u>	<u>School</u>
219	Mike Watts	GFC
467	Dave Novotney	WU
256	Mike Pressley	L&C
426	Soren Sorenson	WOSC
312	Steve Curl	NNC

LONG JUMP - MEN: FINAL

First Flight

<u>Number</u>	<u>Name</u>	<u>School</u>
445	Kevin Connors	WU
405	Larry Conaway	WOSC
451	Randy Folker	WU
419	Ron Mobley	WOSC
284	Kelly Ferrenburg	Lin

Second Flight

<u>Number</u>	<u>Name</u>	<u>School</u>
245	Randy Coombs	L&C
209	Steve Graham	GFC
283	Dave Erickson	Lin
320	David Rogers	NNC
358	Jeff Munro	SOSC

N.A.I.A. DISTRICT 2 TRACK & FIELD CHAMPIONSHIPS
MAY 10-11, 1985
COLCORD FIELD
GEORGE FOX COLLEGE, NEWBERG, OR

HEAT & FLIGHT SHEETS

MEN'S 10000m: FINAL

<u>Lane</u>	<u>Number</u>	<u>Name</u>	<u>School</u>
1	454	David Gilroy	WU
2	354	Scott Martin	SOSC
3	264	Jeff Wilson	L&C
4	286	Bob Frost	Lin
5	258	Kirk Reynolds	L&C
6	324	Mark Young	NNC
7	474	Paul Yunker	WU
8	211	Dwight Larabee	GFC
9	301	Ray Whitlow	Lin
10	303	James Wyatt	Lin

MEN'S 110m HIGH HURDLES: PRELIMINARY

Heat 1

<u>Lane</u>	<u>Number</u>	<u>Name</u>	<u>School</u>
2	289	Colin Johnstone	Lin
3	405	Larry Conaway	WOSC
4	470	Curtis Thorne	WU
5	214	Adolphus Onua	GFC
6	366	Jim Volkman	SOSC
7	275	John Albrecht	Lin
8	446	Bob DeVyldere	WU

Heat 2

<u>Lane</u>	<u>Number</u>	<u>Name</u>	<u>School</u>
2	221	Keith Wigley	GFC
3	464	Craig McKee	WU
4	456	Tyler Graham	WU
5	452	Jeff Gedrose	WU
6	288	Dave Hodl	Lin
7	360	Tim Rupp	SOSC

N.A.I.A. DISTRICT 2 TRACK & FIELD CHAMPIONSHIPS
MAY 10-11, 1985
COLCORD FIELD
GEORGE FOX COLLEGE, NEWBERG, OR

MEN'S 400: PRELIMINARY

Heat 1

<u>Lane</u>	<u>Number</u>	<u>Name</u>	<u>School</u>
3	222	Mark Young	GFC
4	450	Sid Elliott	WU
5	315	Mike Gilbert	NNC
6	407	Jim Fahey	WOSC
7	297	Andre Pruitt	Lin

Heat 2

<u>Lane</u>	<u>Number</u>	<u>Name</u>	<u>School</u>
3	316	Mike Henderson	NNC
4	408	Karl Findling	WOSC
5	469	David Searce	WU
6	443	Rick Catalani	WU
7	216	Dean Raan	GFC

MEN'S 100: PRELIMINARY

Heat 1

<u>Lane</u>	<u>Number</u>	<u>Name</u>	<u>School</u>
3	254	Tom Mell	L&C
4	402	Tim Biamont	WOSC
5	283	Dave Erickson	Lin
6	453	Brian Gilstrap	WU
7	416	Darren McGill	WOSC

Heat 2

<u>Lane</u>	<u>Number</u>	<u>Name</u>	<u>School</u>
2	253	Harry Manizuka	L&C
3	242	Greg Beery	L&C
4	409	Torrae Barry	WOSC
5	284	Kelly Ferrenburg	Lin
6	320	Dave Rogers	NNC
7	471	Rich Torquato	WU

N.A.I.A. DISTRICT 2 TRACK & FIELD CHAMPIONSHIPS
MAY 10-11, 1985
COLCORD FIELD
GEORGE FOX COLLEGE, NEWBERG, OR

HEAT & FLIGHT SHEETS

MEN'S HAMMER THROW: FINAL

<u>Order</u>	<u>Number</u>	<u>Name</u>	<u>School</u>
1	252	Deron Lord	L&C
2	220	Nathan Whitham	GFC
3	256	Mike Pressley	L&C
4	422	Scott Polen	WOSC
5	455	Jim Gorman	WU
6	403	Larry Burris	WOSC
7	291	Kyle Kobow	Lin
8	359	Jim Parker	SOSC

MEN'S HIGH JUMP: FINAL

<u>Order</u>	<u>Number</u>	<u>Name</u>	<u>School</u>
1	289	Colin Johnstone	Lin
2	255	Pat Meyer	L&C
3	423	Dan Roberts	WOSC
4	366	Jim Volkman	SOSC
5	461	Rob Kliewer	WU
6	457	Scott Healy	WU
7	221	Keith Wigley	GFC
8	351	Shaun Granger	SOSC
9	352	Joe Hill	SOSC
10	405	Larry Conaway	WOSC

N.A.I.A. DISTRICT 2 TRACK & FIELD CHAMPIONSHIPS
MAY 10-11, 1985
COLCORD FIELD
GEORGE FOX COLLEGE, NEWBERG, OR

HEAT & FLIGHT SHEETS

** MEN'S 400m IH: PRELIMINARY

Heat 1

<u>Lane</u>	<u>Number</u>	<u>Name</u>	<u>School</u>
3	244	Tim Clark	L&C
4	446	Bob DeVyldere	WU
5	424	Jason Sele	WOSC
6	456	Tyler Graham	WU
7	321	Scott Wallace	NNC

Heat 2

3	283	Dave Erickson	Lin
4	451	Randy Folker	WU
5	207	Dave Driesner	GFC
6	360	Tim Rupp	SOSC

** Advance top three in each heat plus two fastest times.

MEN'S 3000m STEEPCCHASE: FINAL

<u>Lane</u>	<u>Number</u>	<u>Name</u>	<u>School</u>
1	449	James Edmark	WU
2	206	Scott Ball	GFC
3	241	Ron Ares	L&C
4	318	John Cord	NNC
5	353	Phil Jones	SOSC
6	473	Doug Winn	WU
7	427	Chris VanCauteren	WOSC
8	411	Ken James	WOSC
9	290	Carl Kemp	Lin
10	250	Tom Geiger	L&C
11	259	Duke Ritenhouse	L&C

✓ WOMEN'S HIGH JUMP

1. Karen Munger, CWU	5'2"
2. Lori Barton, YVC	5'0"
3. Sue Wonsley, GFC	5'0"
4. Kip Foster, UPS	4'10"
5. Patricia Perry, UPS	4'10"
6. Julie Firman, PLU	4'8"

WOMEN'S 10,000 METERS

1. Kathy Nichols, PLU	38:43.2
2. Colleen Baker, UPS	39:57.6
3. Wendy Taylor, PLU	42:32.03
4. Staci Julson, YVC	43:44.23

✓ MEN'S 10,000 METERS

1. J. Armentino, PLU	31:53.97
2. Brian Jacobson, PLU	32:30.77
3. Mark Keller, PLU	32:56.18
4. Dwight Larabee, GFC	33:54.81
5. Kurtis Paxton, YVC	35:38.28

MEN'S 4 x 100 RELAY

1. CWU	43.24
2. YVC	43.76
3. WWU	44.23
4. UPS #2	45.70
5. ESC	53.38

WOMEN'S 4 x 100 RELAY

1. UPS	52.03
2. CWU	53.19
3. YVC	55.14

✓ POLE VAULT

1. Scott Killingsworth, PLU	13'6"
2. Wade Craig, PLU	13'0"
3. Darrell Harrison, WWU	13'0"
4. Greg Stotsenberg, YVC	12'6"
5. Ken Stewart, PLU	12'6"
6. Steve Graham, GFC	12'6"
7. Keith Wigley, GFC	11'0"

✓ WOMEN'S DISCUS

1. Paula Wittenburg, GFC	135'5½"
2. Brenda Terpstra, SPU	128'1"
3. Connie McKenzie, PLU	109'10"
4. Duffer Heiler, UPS	107'1"
5. Lori Barton, YVC	106'7"
6. Heidi Cundiff, CWU	104'9½"
7. Cheryl Funk, GFC	92'3½"

MEN'S HAMMER

1. Nathan Whitham, GFC	162'9"
2. Tim Shannon, PLU	154'8"
3. Ray Phinney, UPS	142'6½"
4. Mike Watts, GFC	131'8½"
5. Brian Humphrey, WWU	117'4½"
6. Blare Surina, unatt	106'2"
7. Dave Woollett, UPS	100'

MEN'S HIGH JUMP

1. Kurt Hanson, WWU	6'6"
2. Steve Monda, WWU	6'6"

✓ MEN'S LONG JUMP

1. Mike Carver, WWU	22'6"
2. Jud Kerin, PLU	22'1"
3. Jay Wangsmo, WWU	21'9-3/4"
4. Soo, WWU	21'8"
5. Stacy McHenry, YVC	21'7"
6. Keith Egawa, UPS	20'10"
7. Keith Wigley, GFC	20'9"
8. Jeff Nenbauer, WWU	20'5"
9. Steve Graham, GFC	20'
10. Adam Hoppic, YVC	19'2½"
11. Steve Young, YVC	19'2"
12. Dave Davis, UPS	19'½"
13. Jerome Vines, WWU	18'11½"
14. Scott Minnix, UPS	18'6"

✓ WOMEN'S LONG JUMP

1. Jill Burgher, UPS	17'1½"
2. Katie Crowell, CWU	16'11"
3. Barb Sharts, PLU	15'1"
4. Sue Woosley, GFC	14'3"
5. Patricia Anderson, UPS	13'7"
6. Julie Tufman, PLU	13'2"

WOMEN'S 5000 METERS

1. Cheryl Moores, UPS	18:09.10
2. Erin Wickham, GRCC	19:19.1

✓ MEN'S 3000 METER STEEPLE CHASE

1. Kevin Ball, GFC	9:28.12
2. Scott Ball, GFC	9:32.08
3. Rob Walker, PLU	10:10.89
4. Jeff Guzman, GFC	10:16.6
5. Todd Denny, ESC	11:08.94
6. Matt Detering, ESC	11:15.1

✓ MEN'S SHOT PUT

1. Terry Kyllö, PLU	47'5"
2. Randy Beetchenow, YVC	46'½"
3. Kevin Wilson, CWU	44'3½"
4. Dave Hyytinen, UPS	43'5"
5. Tim Shannon, PLU	43'
6. Ross Pearson, PLU	42'3½"
7. Greg Hargrave, UPS	42'3"
8. Mike Watts, GFC	41'6½"
9. Jeff Moylan, PLU	39'3½"
10. Ed Kennedy, WWU	38'6"

MEN'S 1500 METERS

1. Dave Hale, PLU	3:59.9
2. R. Buchenmayer, WWU	4:03.56
3. Jeff Sowards, UPS	4:13.84
4. Bryan Winkler, ESC	4:15.34
5. Paul Goralski, UPS	4:17.65
6. Jeff Sione, PLU	4:21.26
7. Gary Lorenzen, YVC	4:21.5
8. B. Crawford, ESC	4:24.64
9. J. Fitzler, ESC	4:32.27
10. John Laiser, ESC	4:46.24

WOMEN'S TRIPLE JUMP

1. Barb Sharts, PLU	31'2"
2. Cindi Baird, UPS	30'0-3/4"

MEN'S TRIPLE JUMP

1. Jay Wangsmo, WWU	44'8"
2. Adam Hoppis, YVC	44'1"
3. Peter Trelstad, PLU	44'1"
4. Steve Monda, WWU	42'11"
5. Darrell Jansen, WWU	42'9"
6. Jerome Vines, WWU	41'0"

WOMEN'S 400 METERS

1. Jill Burgher, UPS	1:00.41
2. Karen Olsen, YVC	1:01.64
3. Karen Stanley, PLU	1:03.3
4. Lauri Post, UPS	1:04.23
5. Cheryl Leidel, CWU	1:04.53
6. Monique Bassler, UPS	1:14.82
7. Ava Williams, UPS	1:14.97

✓ WOMEN'S SHOT PUT

1. Paula Wittenberg, GFC	39'10½"
2. Brenda Terpstra, SPU	35'9½"
3. Lucy Grover, YVC	34'6"
4. Cheryl Funk, GFC	33'10"
5. Lori Barton, YVC	33'2"
6. Connie McKenzie, PLU	32'5"
7. Tracy Feurst, YVC	30'6"

WOMEN'S SHOT PUT (Continued)

8. Kim Gordon, YVC	29'6"
9. Heidi Cundiff, CWU	29'4"
10. Donna Olin, CWU	28'7"
11. Cyndi Baird, USP	27'2"
12. Dawn Rorvik, ESC	26'5"
13. Tina Kenny, CWU	24'1½"
14. Lynel Schack, CWU	24'

✓ MEN'S DISCUS

1. Nathan Whitham, GFC	148'10½"
2. Tim Shannon, PLU	147'9"
3. Mike Watts, GFC	146'10"
4. Terry Kyllö, PLU	142'10¼"
5. Dave Hyytinen, UPS	140'11½"
6. Paul Maddox, PLU	133'9½" 135-y from shot
7. R. Beetchenow, YVC	129'2"
8. Ross Pearson, PLU	128'7"
9. Ed Kennedy, WWU	122'4"
10. Todd Cook, PLU	119'2"
11. Jeff Neubauer, WWU	117'2½"
12. Dan Barclay, ESC	115'11-3/4"
13. Jeff Moylan, PLU	109'7"
14. Paul Valentine, YVC	108'6¼"
15. Keith Wigley, GFC	99'7"

WOMEN'S 1500 METERS

1. Heather Sullivan, UPS	4:44.97
2. Emily Smith, UPS	4:53.61
3. Jennifer Eastman, UPS	4:55.72
4. Jennifer Hallett, YVC	4:56.56
5. Kari Noroby, PLU	5:11.62
6. Pam Fairchild, UPS	5:11.63
7. Teri Wilson, YVC	5:21.42
8. Arlene Wade, CWU	5:43.82
9. Julie Cluff, YVC	6:04.4

WOMEN'S 100 METER HURDLES

1. Patience Harrison, UPS	15.81
2. Toni Donisthorpe, CUW	16.6
3. Kristen Stach, YVC	18.36
4. Tracy Delorm, CWU	18.38
5. Lori Barton, YVC	19.88

✓ MEN'S 110 METER HURDLES

1. Adophus Onva, GFC	14.13
2. Charles Chandler, CWU	15.1
3. Trey Cummings, WWU	15.35
4. Kevin Kruckenberg, CWU	15.78
5. P. Holland, PLU	16.14
6. Leo Sayles, UPS	16.93
7. G. Stotsenburg, YVC	18.33

✓ MEN'S 400 METERS

1. Fred Pulphus, WWU	49.65
2. Dean Raan, GFC	49.91
3. Paul Hospenhal, UPS	50.72
4. Tracy Daugherty, UPS	50.83
5. Mark Young, GFC	50.88
6. Alan Shay, WWU	51.11
7. Joe Imhoft, CWU	51.15
8. Dave Malner, PLU	52.03
9. Charlie Kolesar, WWU	52.09
9. Brian Holden, CWU	52.09
11. Mark Herbert, YVC	52.74
12. Alex Borrero, ESC	54.29
13. Chris Reed, CWU	54.7
14. Rod Wilcox, YVC	55.47

✓ MEN'S 100 METERS

1. James Hasty, CWU	10.82
2. Garron Smith, WWU	10.97
3. J. Dillingham, CWU	10.98
4. Rob Soo, WWU	11.0
5. Judd Kerim, PLU	11.16
6. Mike Boone, UPS	11.25
7. Jeff Brown, WWU	11.27
8. Pat Williams, WWU	11.28
9. Kevin Williams, WWU	11.31
10. Keith Wigley, GFC	11.40
11. Steve Senna, PLU	11.4
12. Scott Minnix, UPS	11.45
13. Gary Avery, UPS	11.47
14. Tom Ridenhour, WWU	11.73
15. Dave Anderson, ESC	11.74
16. Steve Graham, GFC	11.79
17. Keith Hanson, WWU	11.83
18. David Hillman, PLU	11.8
19. Jim Stebick, PLU	12.5
20. Stacy McHenry, YVC	12.7

WOMEN'S 400 METER HURDLES

1. Brenda Asbury, UPS	1:10.97
2. Toni Donisthorpe, CWU	1:11.3
3. Cathy Gray, CWU	1:13.0
4. Francis Hearn, ESC	1:17.5

WOMEN'S 800 METERS

1. Emily Smith, UPS	2:23.44
2. Shannon Ryan, PLU	2:24.02
3. J. Hallett, YVC	2:25.55
4. Jennifer Eastman, UPS	2:27.65
5. Kelly Mannon, UPS	2:30.11
6. Cheryl Moores, UPS	2:30.28

✓ WOMEN'S 800 METERS (Continued)

7. Trish Brown, SPU	2:31.85
8. Jodi Peters, GFC	2:32.6
9. Arlene Wade, CWU	2:44.0
10. Patricia Perry, UPS	2:50.0
11. Monique Bassler, UPS	2:57.52
12. Ava Williams, UPS	2:57.6

WOMEN'S 100 METERS

1. Carla Jaeger, YVC	12.78
2. Patience Harrison, UPS	12.83
3. Cindy Dorrough, CWU	13.02
4. Tara Heuer, UPS	13.24
5. Theresa Hallemann, UPS	13.49
6. Katie Crowell, CWU	13.53
7. Meredith Dena, CWU	14.06
8. Becky Burton, ESC	14.2
9. Trudy Steidl, UPS	14.3
10. Diane Mullen, CWU	14.71

✓ MEN'S JAVELIN

1. Craig Stelling, PLU	203'9"
2. Jeff Neubauer, WWU	197'7"
3. Blake Surina, Unat	179'7"
4. Niles Tomlinson, UPS	176'3"
5. John Russell, WWU	172'9"
6. Mike Watts, GFC	169'10"
7. Mike Powell, CWU	169'5"
8. Hal Signet, CWU	162'8"
9. Paul Valentine, YVC	160'7"
10. Brian Gotchel, UPS	159'8"
11. Nathan Whitham, GFC	150'2"
12. Doug Carr, Unat	148'8"
13. Mike Heelan, PLU	147'4"
14. Greg Stolsenberg, YVC	124'
15. Sean Hollen, ESC	110'2"
16. Jeff Barker, ESC	66'7"

WOMEN'S 200 METERS

1. Jill Burgher, UPS	26.8
2. Carla Jaeger, YVC	27.14
3. Karen Olsen, YVC	27.36
4. C. Dorrough, CWU	27.47
5. Karen Stanley, PLU	27.8
6. Cheryl Leidel, CWU	27.9
7. Theresa Holleman, UPS	28.22
8. Laurie Post, UPS	28.3
9. Trudy Steidl, UPS	30.19
10. Becky Burton, TESC	30.41

WOMEN'S 3000 METERS

1. Heather Sullivan, UPS	10:35.57
2. Kathy Santini, Unatt	10:37.69
3. Lisa Garnett, UPS	10:39.54
4. Kim Burke, CWU	10:40.85
5. Val Hilden, PLU	10:42.94
6. Eileen Park, SPU	11:00.91
7. Becky Kramer, PLU	11:01.09
8. Julie Fitzgerald, PLU	11:03.18
9. Annie Hall, CWU	11:05.44
10. Kary Noroby, PLU	NT
11. Ten Wilson, YVC	NT
12. Pam Fairchild, UPS	NT
13. Mary Applewhite, TESC	13:04

WOMEN'S 4 x 400 RELAY

1. UPS	4:16.96
2. YVC	4:24.24

✓ MEN'S 800 METERS

1. Jeff Strausz, YVC	1:55.98
2. Russ Cole, PLU	1:56.1
3. Mike Pace, CWU	1:57.17
4. Greg Hinrichsen, CWU	1:57.49
5. Kevin Ball, GFC	1:57.84
6. Barth Merrill, PLU	1:58.83
7. Dave Walzer, UPS	2:00.52
8. Brian Olson, PLU	2:00.96
9. Rich Buchenmeyer, WWU	2:01.94
10. Layne Hutchins, WWU	2:01.95
11. Tom Hochstatter, CWU	2:02.37
12. Steve Simons, UPS	2:03.8
13. Bhrett Monroe, UPS	2:03.92
14. John Weber, WWU	2:04.09
15. Dan Williams, PLU	2:04.2
16. Keiser, TESC	2:15.3
17. B. Crawford, TESC	2:15.41

✓ MEN'S 400 METER HURDLES

1. Charles Chandler, CWU	57.1
2. Dave Strasser, WWU	58.06
3. Dave Driesner, GFC	58.22
4. Trey Cummings, WWU	58.6
5. Gary Avery, UPS	59.07
6. Steve Senna, PLU	59.61
7. Steve Young, YVC	59.66
8. Pete Holland, PLU	60.74
9. Leo Sayles, UPS	62.51
10. B. Crawford, TESC	68.14

WOMEN'S JAVELIN

1. Patricia Perry, UPS	133'9"
2. Nancy Shryock, PLU	122'4"
3. Dana Olin, CWU	225'1"
4. Tracy Feurst, YVC	108'9"
5. Lucy Grover, YVC	105'3"
6. Brenda Terpstra, SPU	102'9"
7. Paula Rodriguez, YVC	89'7"
8. Lori Barton, YVC	88'4"
9. Dawn Rorvik, TESC	87'2"
10. Winona Merritt, CWU	81'0"
11. Kim Gordon, YVC	74'5"
12. Lynel Schack, CWU	56'6"

MEN'S 200 METERS

1. Fred Pulphus, WWU	22.3
2. J. Dillingham, CWU	22.57
3. Mark Young, GFC	22.62
4. Tracy Daugherty, UPS	22.81
5. Mike Boone, UPS	22.85
6. Jerome Vines, WWU	22.91
7. Pat Williams, WWU	22.93
8. Garron Smith, WWU	22.98
9. John Bourque, CWU	23.05
9. Alan Skay, WWU	23.05
11. Joe Imhoff, CWU	23.07
12. Brian Holden, CWU	23.3
13. Mark Herbert, YVC	23.31
14. Scott Minnix, UPS	23.34
15. Jeff Brown, WWU	23.47
16. Kirk Mason, CWU	23.49
17. Kevin Williams, WWU	23.8
18. Brad Sesslen, CWU	24.20
19. Alex Borrero, TESC	24.27
20. Dave Anderson, TESC	24.47
21. Dave Hillman, PLU	24.6
21. T. Ridenhour, WWU	24.6
23. Dan Talkano, SPU	26.72

MEN'S 5000 METERS

1. Neil Sturgeon, CWU	15:06.72
2. Bruce Dudley, CWU	15:19.63
3. Paul Goralski, UPS	15:35.53
4. Doug Grider, PLU	15:36.93
5. Art Clarke, CWU	15:49
6. Greg Starch, PLU	15:51.86
7. Sazar	15:59.69
8. Scott Ball, GFC	16:04.94
9. Jeff Sowards, UPS <i>Guzman</i>	16:12.84 ^{16:10.2}
10. Kevin Primrose, YVC	16:29.79
11. Cope Belmont, CWU	16:35.00
12. Steve Bacon, CWU	16:53.51
13. Alan Bridges, UPS	17:14.96
14. Curtis Paxton, YVC	17:47.10

MEN'S 4 x 400 RELAY

1.	GFC	3:25.34
2.	UPS	3:27.57
3.	CWU	3:28.53
4.	WWU	3:29.70
5.	PLU	3:31.39
6.	YVC	3:34.11
7.	UPS #2	3:39.52

LINFIELD COLLEGE/PACIFIC UNIVERSITY
GEORGE FOX COLLEGE

Newberg, Oregon
April 1, 1985

Scoring: 5-3-2-1
Relays 5-3-0

- 2:45 HAMMER THROW - Whitham GF (162-9); Watts GF (131-8); Dean L (120-0); Kobow L (115-0); Maddox GF (109-9); Edwards L (nm)
- 3:00 SHOT - women - Wittenberg GF (39-11); Funk GF (34-9); Myer P (31-0); Thomson L (28-10); Johnson L (26-10)
- SHOT - men - Kobow L (43-7); Watts GF (41-6); Young P (nm); Whitham GF (nm); Losier L (37-0)
- 3:00 LONG JUMP - men - Ferrenburg L (21-3); Wigley GF (20-9); Graham GF (20-0); Albrecht L (nm); Marstens L (19-9)
- LONG JUMP - women - Woodside L (16-7); Woolsey GF (14-6); Shintaku P (13-8); Sanekane P (13-6)
- 3:00 HIGH JUMP - women - Woolsey GF (5-0); Kinchelo L (4-8); Olsen L (4-8)
- HIGH JUMP - men - Wigley GF (6-6); Tracey L (nm); Graham GF (nm); Pettis L (nm)
- 3:00 POLE VAULT - Ogden P (12-8); Graham GF (12-6); Wigley GF (12-0); Meines GF (nm)
- Follow Hammer JAVELIN - men - Dean L (180-0); Watts GF (177-8); Wagner L (176-0); Whitham GF (169-9); Edwards L (nm)
- JAVELIN - women - Norris P (142-0); Johnson L (110-0); Dresser L (60-5); Woolsey GF (nm); Haldor L (nm)
- Follow LF TRIPLE JUMP - Prevedello L (43-10); Marsten L (43-4); Carlson L (42-2); Graham GF (nm)
- Follow Javelin DISCUS - men - Whitham GF (148-10); Watts GF (146-10); Maddox GF (135-4); Wigley GF (99-7)
- DISCUS - women - Wittenberg GF (137-7); McDonald P (106); Myers P (105); Funk GF (95-10); Haldor L (nm)
- 3:45 400m RELAY - women - 3: L (Preiss, Johnson, Woodside, Thomson) nm;
4: P (Sanekane, Leong, Norris, Shintaku) 59.1
- 400m RELAY - men - 2: L (Erickson, Brown, Will, Wagner) 43.7;
4: GF (Onua, Raan, Driesner, Young) nm
- 3:50 STEEPCLECHASE - S. Ball GF (9:32.1); Guzman GF (10:16.6)
- 4:05 1500m - women - Sieverling L (nm); Cambelli P (5:12); Massey L (5:04); Mortensen L (5:02)



George Fox College/ Western Oregon State College

Newberg, Oregon

April 13, 1985

Scoring: 5-3-1
Relays 5-0

1:00 HAMMER THROW: N. Whitham GFC (162-9); S. Polen WOSC (154-4); M. Watts GFC (131-8); M. Burris WOSC (nd); P. Maddox GFC (123-10); M. McClelland WOSC (nd)

1:00 SHOT PUT - Women: (Men follow) P. Wittenberg GFC (39-11); A. Kendall WOSC (39-5); D. Jester WOSC (37-1); V. Hissong WOSC (36-11); C. Funk GFC (36-8)

SHOT PUT - Men: K. Highberger WOSC (49-8); S. Sorenson WOSC (45-3); M. Watts GFC (44-6); S. Polen WOSC (nd); N. Whitham GFC (43-2)

1:00 LONG JUMP - Men: (Women follow) L. Conaway WOSC (22- $\frac{1}{2}$); R. Mobley WOSC (21-9); K. Wigley GFC (21-3); S. Graham GFC (21- $\frac{1}{4}$); T. Biamont WOSC (nd)

LONG JUMP - Women: S. Jensen WOSC (nm); S. Woolsey GFC (14-6); J. Klien WOSC (nm)

1:00 HIGH JUMP - Women: (Men follow) S. Woolsey GFC (5-2 $\frac{1}{2}$); S. Jensen WOSC (4-10)

HIGH JUMP - Men: K. Wigley GFC (6-6); L. Conaway WOSC (6-3 $\frac{1}{2}$); D. Moreland WOSC (6-2); D. Roberts WOSC (nh)

1:15 POLE VAULT: K. Corter WOSC (14-6); S. Graham GFC (12-6); L. Conaway WOSC (12-0); K. Meines GFC (nh); S. Anderson WOSC (nh)

After HT JAVELIN - Men: (Women follow) E. Nelson WOSC (224-1); M. Keisar WOSC (221-0); M. Watts GFC (186-1); N. Whitham GFC (174-6); D. Roberts WOSC(nd); S. Ragan GFC (nd)

JAVELIN - Women: D. Barnhurst WOSC (147-1); C. McCormick WOSC (141-2); S. Jensen WOSC (99-7)

After LJ TRIPLE JUMP: K. Wigley GFC (42- $\frac{1}{4}$); S. Graham GFC (41-10); J. LaGris WOSC (nd)

After Jav DISCUS - Men: (Women follow) N. Whitham GFC (148-10); M. Watts GFC (146-10); P. Maddox GFC (139-9); S. Sorenson WOSC (136-3); S. Polen WOSC (123-7); F. Slinger WOSC (nd)

DISCUS - Women: P. Wittenberg GFC (145-3); D. Jester WOSC (127-0); C. McCormick WOSC (118-2); V. Hissong WOSC (100-4); C. Funk GFC (96-8)

2:00 400m RELAY - Women: (Men follow) 2: WOSC

400m RELAY - Men: 2: WOSC (Mobley, Harry, Findling, Randle) 42.6;
3: GFC (Onua, Wigley, Driesner, Young) 43.1

2:05 STEEPLECHASE: 1: K. James WOSC (nt); 2: K. Ball GFC (9:28.2); 3: C. VanCauteren WOSC (nt)

2:20 1500m - Women: 1: J. O'Leary WOSC (4:52.1); 2: K. Healy WOSC (4:58); 3: J. Richardson WOSC (5:09.7)



George Fox College/ University of Puget Sound
George Fox Alums

Newberg, Oregon
April 20, 1985

1:00 HAMMER THROW: S. Curtis A (nd); N. Whitham GFC (162-9); R. Phinney UPS (140);
M. Watts GFC (131-8); P. Maddox GFC (126-6); S. Huisenga A (nd); D. Woollett UPS (99)

1:00 SHOT PUT - Women: (Men follow) P. Wittenberg GFC (39-10); C. Funk GFC (36-8);
C. Baird UPS (32); K. Edler UPS (25)

SHOT PUT - Men: M. Watts GFC (45-4); D. Hyytinen UPS (44-8); S. Curtis A (nd);
G. Hargrave UPS (43-8); N. Whitham GFC (43-2)

1:00 LONG JUMP - Men: (Women follow) S. Graham GFC (21-0); K. Egawa UPS (20-2);
D. Woollett UPS (20-0); D. Wilkinson A (nd)

LONG JUMP - Women: M. Bassler UPS (15)

1:00 HIGH JUMP - Women: (Men follow) S. Woolsey GFC (5-2½); K. Foster UPS (5-0);
M. Bassler UPS (4-10)

HIGH JUMP - Men: K. Wigley GFC (6-6); D. Smiley A (nh); B. Hinson UPS (6-4);
D. Davis UPS (5-10)

1:15 POLE VAULT: S. Graham GFC (12-6); K. Meines GFC (12-6); D. Woollett UPS (10);
B. Heydel A (nh)

fter HT JAVELIN: E. Buck A (nd); M. Watts GFC (186-1); N. Tomlinson UPS (177-11);
P. Cozens A (nd); N. Whitham GFC (174-6); G. Hargrave UPS (157); B. Gotchel UPS (157);
S. Ragan GFC (nd)

fter LJ TRIPLE JUMP: S. Graham GFC (42-4); D. Wilkinson A (nd); D. Davis UPS (40);
S. Minnix UPS (40)

fter Jav DISCUS - Men: (Women follow) N. Whitham GFC (155-3); M. Watts GFC (146-10);
S. Curtis A (nd); D. Hyytinen UPS (144); P. Maddox GFC (140-7); S. Huisenga A (nd);
N. Tomlinson UPS (nd)

DISCUS - Women: P. Wittenberg GFC (145-3); C. Funk GFC (108-5); C. Baird UPS (93)

2:00 400m RELAY - Women: (Men follow) 2: UPS (Bassler, Edler, Steidl, Foster) nt

400m RELAY - Men: 2: UPS (Hospenthal, Minnix, Avery, Boone) 44.8;
3: GFC (Onua, Driesner, Wigley, Young) 43.7

2:05 STEEPLECHASE: 1: D. Price GFC (nt); 2: J. Sowards UPS (9:39); 3: K. Ball GFC (9:28.2);
4: R. Ware A (nt)

2:20 1500m - Women: (Men follow) 1: K. Mannon UPS (5:00); 2: P. Fairchild UPS (5:15);
3: H. O'Neill UPS (5:15)

Orig. mailed to Paul Taylor 7/14/85.
J.

ENTRY FORM

NAIA DISTRICT II

Heptathlon and Decathlon
Championships

April 22 and 23, 1985

NORTHWEST NAZARENE COLLEGE
Nampa, Idaho

George Fox College

Please list your athletes name, best marks, and total score on the form below:

Decathlon

Name	<u>Keith Wigley</u>	Total Score	<u>5889</u>
100 meter	<u>11.4 (11.3)</u>	110 meter hurdles	<u>16.1 16.0</u>
Long jump	<u>20-6 (21-3)</u>	Discus throw	<u>102-3</u>
Shot put	<u>32</u>	Pole vault	<u>11-8 (12-0)</u>
High jump	<u>6-3 (6-6)</u>	Javelin throw	<u>159-8</u>
400 meter dash	<u>53.8 (52.9)</u>	1500 meter run	<u>4:32.6</u>

() =
open

Heptathlon

Name	<u>Sue Woolsey</u>	Total Score	<u>3417</u>
100 meter hurdles	<u>20.1 (19.8)</u>	Long jump	<u>13-11 (15-2)</u>
High jump	<u>5-2 1/4</u>	Javelin throw	<u>82-10</u>
Shot put	<u>23-9 (25-1)</u>	800 meter run	<u>2:55.9 (2:42)</u>
200 meter dash	<u>30.0 (28.8)</u>		

Return to:

Paul R. Taylor
Track and Field Coach
Northwest Nazarene College
Nampa, ID 83651

Please postmark these entries by April 16, 1985. Just a reminder that we did away with the qualifying standards for these events for the district meet.

If you need additional forms, please duplicate.

WILLAMETTE UNIVERSITY - GEORGE FOX COLLEGE - COED MEET

April 25, 1985

MEN

EVENT: Hammer		Time	
Place	Name	Ht/Dist.	School
1.	Whicham	165-6	GF
2.	Gorman	153-11	WU
3.	Watts	137-6	GF
4.	Pykkonen	70-11	WU
5.			
6.			
7.			
8.			

EVENT: 440R		Time	
Place	Name	Ht/Dist.	School
1.		43.6	WU
2.			
3.			
4.			
5.			
6.			
7.			
8.			

EVENT: Steeplechase		Time	
Place	Name	Ht/Dist.	School
1.	Larabee	10:16.6	GF
2.	Truex	10:18.2	WU
3.			
4.			
5.			
6.			
7.			
8.			

EVENT: 1500		Time	
Place	Name	Ht/Dist.	School
1.	2 Ball	4:04.1	GF
2.	1 Mitchell	4:00.1	WU
3.	3 MacGinnitt	4:05.5	
4.			
5.			
6.			
7.			
8.			

EVENT: Long Jump		Time	
Place	Name	Ht/Dist.	School
1.	Graham	20-5	GF
2.	Folker	20-4½	WU
3.	Wigley	19-7½	GF
4.			
5.			
6.			
7.			
8.	GF 20 WU 20		

WOMEN

EVENT: 440R		Time	
Place	Name	Ht/Dist.	School
1.		52.3	WU
2.			
3.			
4.			
5.			
6.			
7.			
8.			

EVENT: 1500		Time	
Place	Name	Ht/Dist.	School
1.	Crisifulli	4:43.0	
2.			
3.			
4.			
5.			
6.			
7.			
8.			

EVENT: Long Jump		Time	
Place	Name	Ht/Dist.	School
1.	Woolsey	14-2½	GF
2.			
3.			
4.			
5.			
6.			
7.			
8.			

EVENT: High Jump		Time	
Place	Name	Ht/Dist.	School
1.	Woolsey	5-2	GF
2.	Moore	5-0	WU
3.			
4.			
5.			
6.			
7.			
8.			

EVENT: Javelin		Time	
Place	Name	Ht/Dist.	School
1.	Suess	94-4	WU
2.	Woolsey	85-6	WU
3.			
4.			
5.			
6.			
7.			
8.	GF 13 WU 18		

MEN

EVENT: High Jump			
Place	Name	Ht/Dist.	School
1.	Kliwer	6-4	WU
2.	Wigley	6-2	GF
3.	Folker	5-10	WU
4.			
5.			
6.			
7.			
8.			

EVENT: High Hurdles			
Place	Name	Ht/Dist.	School
1.	Onua	14.9	WU
2.	Graham	15.3	WU
3.	4 Cedrose	16.2	WU
4.	3 Thorne	16.1	WU
5.	McKee	16.6	WU
6.			
7.			
8.			

EVENT: Triple Jump			
Place	Name	Ht/Dist.	School
1.	Graham	39-3 1/2	GF
2.	Youn	38-8	GF
3.			
4.			
5.			
6.			
7.			
8.			

EVENT: Pole Vault			
Place	Name	Ht/Dist.	School
1.	Helm	13-0	WU
2.			
3.			
4.			
5.			
6.			
7.			
8.			

EVENT: Javelin			
Place	Name	Ht/Dist.	School
1.	Bales	219-7	WU
2.	Watts	189-6	GF
3.	Thorne	169-10	WU
4.	Whitcham	160-0	GF
5.			
6.			
7.			
8.	GF 19	WU 21	

WOMEN

EVENT: 400			
Place	Name	Ht/Dist.	School
1.	Blum, Jeanette	69.3	WU
2.	Alexander	65.2	WU
3.	Pressler	68.6	WU
4.			
5.			
6.			
7.			
8.			

EVENT: 100			
Place	Name	Ht/Dist.	School
1.	Klein	13.3	WU
2.			
3.			
4.			
5.			
6.			
7.			
8.			

EVENT: 800			
Place	Name	Ht/Dist.	School
1.	Blum, Julie	2:19.7	WU
2.	Mattson	2:21.4	GF
3.	Peters	2:25.1	GF
4.	Cammack	2:25.7	WU
5.	Jones	2:31.8	WU
6.			
7.			
8.			

EVENT: 200			
Place	Name	Ht/Dist.	School
1.	Klein	27.4	WU
2.	Mattson	28.8	GF
3.			
4.			
5.			
6.			
7.			
8.			

EVENT: 3000 & 5000			
Place	Name	Ht/Dist.	School
1.	Sanders	11:23.8	WU
2.	Peters	12:13.4	GF
3.			
4.	Crisifulli	19:04.8	WU
5.	Dierks	19:05.0	WU
6.			
7.			
8.	GF 10	WU 29	

MEN

EVENT: 400		Time	
Place	Name	Ht/Dist.	School
1.	Elliott	49.8	WU
2.	Young	50.2	GF
3.	Seearce	50.9	WU
4.	Mitchell, C.	51.1	WU
5.			
6.			
7.			
8.			

EVENT: 100		Time	
Place	Name	Ht/Dist.	School
1.	Torquato	10.9	WU
2.	Gilstrap	11.1	WU
3.	Onua	11.5	GF
4.			
5.			
6.			
7.			
8.			

EVENT: 800		Time	
Place	Name	Ht/Dist.	School
1.	Uomini	1:56.8	WU
2.	Duley	1:58.2	WU
3.	Catten	1:59.1	WU
4.	Rall, S.	1:59.1	GF
5.			
6.			
7.			
8.			

EVENT: 440H		Time	
Place	Name	Ht/Dist.	School
1.	DeVylidere	54.3	WU
2.	Folker	55.7	WU
3.	Graham	56.0	WU
4.	Graham	60.2	GF
5.			
6.			
7.			
8.			

EVENT: 200		Time	
Place	Name	Ht/Dist.	School
1.	Torquato	23.3	WU
2.	Young	23.3	GF
3.	Gilstrap	23.4	WU
4.	Thorne	23.9	WU
5.			
6.			
7.			
8.	GF 7	WU 38	

WOMEN

EVENT: Mile Relay		Time	
Place	Name	Ht/Dist.	School
1.		4:12.2	WU
2.			
3.			
4.			
5.			
6.			
7.			
8.			

EVENT: Discus		Time	
Place	Name	Ht/Dist.	School
1.	Wittenberg	135-10 1/2	GF
2.	Punk	99-11	GF
3.	Suess	96-1 1/2	WU
4.			
5.			
6.			
7.			
8.			

EVENT: Shot Put		Time	
Place	Name	Ht/Dist.	School
1.	Wittenberg	38-8 1/2	GF
2.	Punk	36-3 1/2	GF
3.	Suess	34-3	WU
4.			
5.			
6.			
7.			
8.			

EVENT:		Time	
Place	Name	Ht/Dist.	School
1.	Womens		
2.			
3.			
4.	Final Team Score		
5.			
6.	WU 54	GF 39	
7.			
8.			

EVENT:		Time	
Place	Name	Ht/Dist.	School
1.			
2.			
3.			
4.			
5.			
6.			
7.			
8.	GF 16	WU 7	

EVENT: 5000		Time	
Place	Name	Ht/Dist.	School
1.	Yunker	15:20.9	WU
2.	Donavan	15:42.8	WU
3.	Wian	15:49.5	WU
4.	Larabee	15:56.7	GF
5.	Price	16:47.6	GF
6.			
7.			
8.			

EVENT: Mile Relay		Time	
Place	Name	Ht/Dist.	School
1.		3:29.5	WU
2.			
3.			
4.			
5.			
6.			
7.			
8.			

EVENT: Shot Put		Time	
Place	Name	Ht/Dist.	School
1.	Novotney	51- $\frac{1}{2}$	WU
2.	Watts	44-2	GF
3.	Gorman	42-7	WU
4.	Whittem	39- $11\frac{1}{4}$	GF
5.	Pykkonen	39-11	WU
6.	Maddox	37-8	GF
7.			
8.			

EVENT: Discus		Time	
Place	Name	Ht/Dist.	School
1.	Whitham	144-0	GF
2.	Watts	143-2	GF
3.	Novotney	139-6	WU
4.	Maddox	127-5	GF
5.	Gorman	115-1	WU
6.	Pykkonen	114-8	WU
7.			
8.			

EVENT:		Time	
Place	Name	Ht/Dist.	School
1.			
2.			
3.			
4.			
5.			
6.			
7.			
8.			

EVENT:		Time	
Place	Name	Ht/Dist.	School
1.			
2.			
3.			
4.			
5.			
6.			
7.			
8.			

EVENT:		Time	
Place	Name	Ht/Dist.	School
1.			
2.			
3.			
4.			
5.			
6.			
7.			
8.			

EVENT:		Time	
Place	Name	Ht/Dist.	School
1.			
2.			
3.			
4.			
5.			
6.			
7.			
8.			

EVENT:		Time	
Place	Name	Ht/Dist.	School
1.			
2.			
3.			
4.			
5.			
6.			
7.			
8.			

EVENT:		Time	
Place	Name	Ht/Dist.	School
1.			
2.			
3.			
4.			
5.			
6.			
7.			
8.			



Willamette Track

GEORGE FOX COLLEGE COED DUAL MEET at
April 25, 1985

Willamette University
SALEM OREGON 97301

3:00 PM HAMMER THROW--Record--Curtis GF 164-10 1982
GF--Whitham, Watts, Maddox WU--Gorman, Pykkonen

POLE VAULT--Record--Heydel GF 14-6 1983
GF--Graham, Meines WU--Helm

LONG JUMP--Record--Koroma GF 23-0 1978
GF--Wigley, Graham WU--Folker, Spain

LONG JUMP(W)--Record--Robinson WU 16-11 $\frac{1}{4}$ 1983
GF--Woolsey WU--Moore

JAVELIN--Record--Wheeler WU 207-10 1977
GF--Watts, Whitham, Maddox WU--Bales, Thorne

JAVELIN(W)--Record--Marsh WU 153-5 1982
GF--Woolsey 7 WU--Suess, Moore

SHOTPUT(W)--Record--Gurske GF 41-2 $\frac{3}{4}$ 1982
GF--Wittenberg, Funk WU--Suess

SHOTPUT--Record--Bean 50-7 1979
GF--Watts, Whitham, *Maddox* WU--Novotney, Gorman, Pykkonen

HIGH JUMP(W)--Record--Groeneveld GF 5-3 1984
GF--Woolsey WU--Moore

HIGH JUMP--Record--James GF 6-8 1981
GF--Wigley WU--Kliwer, Folker

After LJ TRIPLE JUMP--Record--Brown WU 46-6 $\frac{3}{4}$ 1981
GF--Graham *Young* WU--

After SP DISCUS(W)--Record--Hill WU 138-2 1984
GF--Wittenberg, Funk WU--Suess

DISCUS--Record--Lander WU 148-5 1979
GF--Whitham, Maddox, Watts WU--Novotney, Pykkonen, Gorman

3:55 PM STEEPLECHASE--Record--Elikstad GF 8:49.8 1979
GF--*Guzman*, Larabee WU--Heidel, Truex

3:45 PM 440 RELAY--Record--Willamette 50.4 1984 (WOMEN WILL RUN 1st)
GF-- WU--Blum, Blum, McKenzie, Klein

440 RELAY--Record--George Fox 41.8 1978
GF--*Cnua*, Driesner, Wigley, Young WU--Torquato, Folker, Elliott, Gilstrap

4:10 PM 1500m RUN(W)--Record--Crisifulli WU 4:56.5 1984 (Men & Women together)
GF-- WU--Crisifulli

NAIA DISTRICT 2 RECORDS (Women)

100m	12.1	Antonette Blythe	Northwest Nazarene	1983
200m	25.6	Tammy Moland	Willamette	1984
400m	58.7	Kelly Wosepka	Univ. of Portland	1983
800m	2:16.3	Julie Blum	WU	1985
1500m	4:33.3	Ann Manning	UP	1985
3000m	9:33.6	Ann Manning	UP	1985
5000m	16:58.8	Clare Krill	UP	1985
10000m	37:41.1	Molly Ostlund	UP	1985
100HH	15.2	Sandy Stearns	Western Oregon State	1984
400IH	1:03.1	Petra Johnson	Linfield	1985
400 Relay	49.0	Galloway, Price Johnson, Blythe	Northwest Nazarene	1984
Mile Relay	3:59.4	Linfield	Linfield	1985
Long Jump	18-2 3/4	Cindy Fulks	Western Baptist	1983
High Jump	5-8	Sandy Stearns	Western Oregon State	1984
Shotput	45-10 1/4	Paige Daugherty	Lewis & Clark	1984
Discus	140-3	Wanda Strutko	Lewis & Clark	1985
Javelin	152-9	Sandy Bean	SOSC	1985
Heptathlon	4845	Sandy Stearns	Western Oregon State	1984
4x800 Relay	9:50.0	WOSC	Western Oregon State	1985
Marathon	3:06.47	Nadine Price	Linfield	1984
880 Medley Relay	1:50.4	Moland, Klein, Slavich, Roth	Willamette	1984

NAIA DISTRICT 2 RECORDS (Men)

100m	10.4	Gregg Griffin	George Fox	1977
		Terry Hendrix	Southern Oregon State	1983
200m	21.1	Keith Shriver	Linfield	1969
		Mark Burt	Pacific	1976
400m	47.2	Carl Shaw	Linfield	1976
800m	1:50.8	Bruce Vogel	Oregon College	1972
1500m	3:49.7	Steve Hills	Northwest Nazarene	1975
Steeplechase	8:53.9	Kelly Jensen	Southern Oregon State	1978
5000m	14:22.4	Steve Blikstad	George Fox	1979
10000m	30:25.3	Don Stearns	Eastern Oregon State	1981
110 HH	14.0	Rick Fergesen	Lewis & Clark	1977
400 IH	52.1	Tim Gilbert	Northwest Nazarene	1978
400 Relay	41.7	Carter, Lazelle, Smith, King Koroma, Reynolds, Neeley, Griffin	Linfield	1976
Mile Relay	3:14.8	Lazelle, Minors, Carter, Shaw	Linfield	1976
Shotput	56-5 1/2	Ken Patera	Portland State	1963
Discus	170-11	Harland Yriarte	Southern Oregon State	1969
Javelin	249-6	Tony Grant	Oregon Tech	1972
Hammer	173-11	Todd Goergen	Willamette	1984
High Jump	6-10 1/4	Scott Wallace	Willamette	1980
Long Jump	24-3/4	Ron Mobley	Western Oregon State	1984
Triple Jump	48-10 1/4	Randy Jones	Pacific	1979
Pole Vault	15-7 3/4	Mark Unicume	Northwest Nazarene	1984
Decathlon	7154	Mark Burt	Pacific	1976
Marathon	2:22:06	Larry Miller	Southern Oregon State	1974
10K Walk	46:46.5	Sam Shick	Lewis & Clark	1981

DISTRICT 2 TRACK & FIELD CHAMPIONSHIPS
COLCORD FIELD - NEWBERG, OREGON
MAY 10-11, 1985

MARATHON
February 23, 1985 -- Seaside, Oregon

MEN

1. Dwight Larabee	GFC	2:37:26
*Greg Miller	EOSC	2:43:10
2. Bob Frost	LINFIELD	2:47:41
3. Scott Martin	SOSC	2:48:41
4. Dan Price	GFC	2:51:17
5. John Gord	NNC	2:57:53
6. Ron Richards	NNC	2:59:36
7. Mark Young	NNC	3:04:02
8. DeWayne Williams	NNC	3:09:41

*EOSC is not fielding a track team in 1985.

WOMEN

1. Kathleen Welland	L&C	3:14:35
2. Tammy Jarolinek	WOSC	3:23:57
3. Laura Lewallen	L&C	3:28:48
4. Katy Hannon	LINFIELD	3:29:00

31st ANNUAL

DISTRICT 2 TRACK & FIELD CHAMPIONSHIPS



George Fox College
Newberg, Oregon

MAY 10-11, 1985

NAIA DISTRICT 2 RECORDS (Women)

100m	12.1	Antonette Blythe	Northwest Nazarene	1983
200m	25.6	Tammy Moland	Willamette	1984
400m	58.7	Kelly Wosepka	Univ. of Portland	1983
800m	2:17.2	Gayle Roth	Willamette	1983
1500m	4:42.1	Michelle Wentzel	Western Oregon State	1984
3000m	9:57.5	Bridget Cooke	Western Oregon State	1983
5000m	17:28.6	Bridget Cooke	Western Oregon State	1983
10000m	37:45.0	Kathy Keller	Univ. of Portland	1983
100 HH	15.2	Sandy Stearns	Western Oregon State	1984
400 IH	1:04.6	Cindy Fulks	Western Baptist	1983
		Gayle Roth	Willamette	1984
400 Relay	49.0	Galloway, Price, Johnson, Blythe	Northwest Nazarene	1984
Mile Relay	4:03.3	Moland, Meredith, Slavich, Roth	Willamette	1984
Long Jump	18-2 3/4	Cindy Fulks	Western Baptist	1983
High Jump	5-8	Sandy Stearns	Western Oregon State	1984
Shotput	45-10 1/4	Paige Daugherty	Lewis & Clark	1984
Discus	139-1	Paula Wittenberg	George Fox	1984
Javelin	150-10	Kathy Sanders	Linfield	1984
Heptathlon	4845	Sandy Stearns	Western Oregon State	1984
4x880 Relay	10:05.7	Alexander, Jones, Rose, L. Robinson	Willamette	1983
Marathon	3:06.47	Nadine Price	Linfield	1984
880 Medley Relay	1:50.4	Moland, Klein, Slavich, Roth	Willamette	1984

NAIA DISTRICT 2 RECORDS (Men)

100m	10.4	Gregg Griffin	George Fox	1977
		Terry Hendrix	Southern Oregon State	1983
200m	21.1	Keith Shriver	Linfield	1969
		Mark Burt	Pacific	1976
400m	47.2	Carl Shaw	Linfield	1976
800m	1:50.8	Bruce Vogel	Oregon College	1972
1500m	3:49.7	Steve Hills	Northwest Nazarene	1975
Steeplechase	8:53.9	Kelly Jensen	Southern Oregon State	1978
5000m	14:22.4	Steve Blikstad	George Fox	1979
10000m	30:25.3	Don Stearns	Eastern Oregon State	1981
110 HH	14.0	Rick Fergesen	Lewis & Clark	1977
400 IH	52.1	Tim Gilbert	Northwest Nazarene	1978
400 Relay	41.7	Carter, Lazelle, Smith, King	Linfield	1976
		Koroma, Reynolds, Neeley, Griffin	George Fox	1978
Mile Relay	3:14.8	Lazelle, Minors, Carter, Shaw	Linfield	1976
Shotput	56-5 1/2	Ken Patera	Portland State	1963
Discus	170-11	Harland Yriarte	Southern Oregon State	1969
Javelin	249-6	Tony Grant	Oregon Tech	1972
Hammer	173-11	Todd Goergen	Willamette	1984
High Jump	6-10 1/4	Scott Wallace	Willamette	1980
Long Jump	24-3/4	Ron Mobley	Western Oregon State	1984
Triple Jump	48-10 1/4	Randy Jones	Pacific	1979
Pole Vault	15-7 3/4	Mark Unicume	Northwest Nazarene	1984
Decathlon	7154	Mark Burt	Pacific	1976
Marathon	2:22:06	Larry Miller	Southern Oregon State	1974
10K Walk	46:46.5	Sam Shick	Lewis & Clark	1981

GEORGE FOX COLLEGE

Women's

Coach: Rob Parker

- 200. Funk, Cheryl
- 201. Mattson, Kay
- 202. Peters, Jodi
- 203. Wittenberg, Paula
- 204. Woolsey, Sue

Men's Coach: Rich Allen

- 205. Ball, Kevin
- 206. Ball, Scott
- 207. Driesner, Dave
- 208. Gildehaus, Jerred
- 209. Graham, Steve
- 210. Guzman, Jeff
- 211. Larabee, Dwight
- 212. Maddox, Paul
- 213. Meines, Ken
- 214. Onua, Adolphus
- 215. Price, Dan
- 216. Raan, Dean
- 217. Ragan, Scott
- 218. Roley, Ron
- 219. Watts, Mike
- 220. Whitham, Nathan
- 221. Wigley, Keith
- 222. Young, Mark

LEWIS & CLARK COLLEGE

Women's

Coach: David Fix

- 223. Ardinger, Liz
- 224. Arnadottir, Helga
- 225. Daugherty, Paige
- 226. Duchow, Sandy
- 227. Finaly, Megan
- 228. Jacobs, Lisa
- 229. Kornegay, Janet
- 230. Kurtz, Kathryn
- 231. Lewallen, Laura
- 232. Lowell, Sarah
- 233. Mann, Robyn
- 234. Marks, Paulette
- 235. Murray, Susan
- 236. Perham, Kathy
- 237. Steimle, Tisha
- 238. Strutko, Wanda
- 239. Underwood, Laurie
- 240. Welland, Kathleen

Men's Coach: David Fix

- 241. Ares, Ron
- 242. Beery, Greg
- 243. Carrigan, Cy
- 244. Clark, Tim
- 245. Coombs, Randy
- 246. Damm, Mike
- 247. Dippolito, Bill
- 248. Dunn, Rob
- 249. Fisher, Steve
- 250. Geiger, Tom
- 251. Jones, Trent
- 252. Lord, Deron
- 253. Mamizuka, Harry
- 254. Mell, Tom
- 255. Meyer, Pat
- 256. Pressley, Mike
- 257. Rebischke, Armand
- 258. Reynolds, Kirk
- 259. Ritenhouse, Duke
- 260. Ropes, Toby
- 261. Shaw, Loren
- 262. Trotter, David
- 263. Wegner, Doug
- 264. Wilson, Jeff

LINFIELD COLLEGE

Women's

Coach: Rudy Pearson

- 265. Graham, Lori
- 266. Hannon, Katy
- 267. Johnson, Petra
- 268. Kincheloe, Kathleen
- 269. Mortensen, Janet
- 270. Nichols, Lisa
- 271. Preiss, Lorraine
- 272. Sieverling, Lisa
- 273. Thomson, Mary
- 274. Woodside, Shelly

Men's Coach: George Oja

- 275. Albrecht, John
- 276. Alward, Joe
- 277. Bowman, Jeff
- 278. Brown, Curtis
- 279. Carlson, Kip
- 280. Culbert, Greg
- 281. Cunningham, Derwin
- 282. Dean, Doug
- 283. Erickson, Dave
- 284. Ferrenburg, Kelly
- 285. Friess, Mike
- 286. Frost, Bob
- 287. Gore, Jesse
- 288. Hodl, Dave
- 289. Johnstone, Colin
- 290. Kemp, Carl
- 291. Kobow, Kyle
- 292. Lingenfelter, Dana
- 293. Marsters, Kele
- 294. O'Leary, Dan
- 295. Pettis, Dwayne
- 296. Prevedello, John
- 297. Pruitt, Andre
- 298. Townlin, Tracy
- 299. Voyles, Scott
- 300. Wagner, Dave
- 301. Whitlow, Ray
- 302. Will, Greg
- 303. Wyatt, James

NORTHWEST NAZARENE COLLEGE

Women's

Coach: Jean Horwood

- 304. Carpenter, Karen
- 305. Carter, Melinda
- 306. Chua, Chris
- 307. Duncan, Holly
- 308. Fitz, Diana
- 309. Galloway, Shana
- 310. Tucher, Clydine
- 311. Zellmer, Jana

Men's Coach: Paul R. Taylor

- 312. Curl, Steve
- 313. Donaldson, Marty
- 314. Edwards, Doug
- 315. Gilbert, Mike
- 316. Henderson, Mike
- 317. Maves, Randy
- 318. Oord, John
- 319. Richards, Ron
- 320. Rogers, Dave
- 321. Wallace, Scott
- 322. Wyborne, Hank
- 323. Yerger, Steve
- 324. Young, Mark

PACIFIC UNIVERSITY

Women's

Coach: Greg Jacob

- 325. Campbell, Beth
- 326. Leong, Cathy
- 327. McDonald, Catherine
- 328. Myers, Torie
- 329. Norris, Regina

Men's Coach: Joe Boyd

- 330. Crutch, Carlos
- 331. Harwell, Donald
- 332. Ogden, John
- 333. Ripley, John
- 334. Young, Ford

SOUTHERN OREGON STATE

Women's

Coach: Gerald Insley

- 335. Amos, Ila
- 336. Bean, Sandy
- 337. Best, Alice
- 338. Brunsdon, Dayna
- 339. Dodson, Mary
- 340. Garrison, Debbie
- 341. Hertz, Lisa
- 342. Hiatt, Cathy
- 343. Patrick, Pam
- 344. Walker, Gina
- 345. Williams, Diane

Men's Coach: Monty Cartwright

- 346. Beck, David
- 347. Bieberdorf, Darren
- 348. Collins, Todd
- 349. Doverberg, Cary
- 350. Fulton, Jim
- 351. Granger, Shaun
- 352. Hill, Joe
- 353. Jones, Phil
- 354. Martin, Scott
- 355. McClellan, Clint
- 356. McCoy, Bryan
- 357. McCloughlin, Kevin
- 358. Munro, Jeff
- 359. Parker, Ivan Jim
- 360. Rupp, Tim
- 361. Roskoski, Ron
- 362. Settell, Randy
- 363. Schaan, Mike
- 364. Taylor, Kevin
- 365. Tompkins, Dan
- 366. Volkman, Jim
- 367. Walker, Tyler
- 368. Wesphal, Mark
- 369. Willaman, Mark
- 370. Young, Willie

UNIVERSITY OF PORTLAND

Women's

Coach: Mike Johnson

- 371. Brock, Linda
- 372. Buhler, Cathy
- 373. Hillenkamp, Mary
- 374. Johnston, Kristy
- 375. Kosztics, Theresa
- 376. Krill, Clare
- 377. Manning, Ann
- 378. Mullin, Julie
- 379. Nemarnik, Nancy
- 380. Ostlund, Molly
- 381. Pizer, Carrie

WESTERN OREGON STATE

Women's

Coach: Don Spinas

- 382. Barnhurst, Debbie
- 383. Blackman, Pam
- 384. Dick, Debra
- 385. Hanson, Laurie
- 386. Healey, Kathy
- 387. Hissong, Vickie
- 388. Howard, Radona
- 389. Jarolimek, Tammy
- 390. Jensen, Sharon
- 391. Kendall, Allyson
- 392. Klien, Joyce
- 393. Kurtz, Sandra
- 394. McCormick, Cyd
- 395. O'Leary, Julie
- 396. O'Leary, Kathryn
- 397. Richardson, Julie
- 398. Seuell, Cathy
- 399. Wegener, Sheron
- 400. Young, Tammy

Men's Coach: Don Spinas

- 401. Anderson, Scott
- 402. Biamont, Tim
- 403. Burris, Larry
- 404. Carter, Kelly
- 405. Conaway, Larry
- 406. Dixon, Mike
- 407. Fahey, Jim
- 408. Findling, Karl
- 409. Harry, Torrae
- 410. Howard, Terry
- 411. James, Ken
- 412. Keisur, Mike
- 413. Ladd, Doug
- 414. Lind, Brandt
- 415. McClelland, Mike
- 416. McGill, Darren
- 417. McHugh, John M.
- 418. McNealy, Shaun
- 419. Mobley, Ron
- 420. Nelson, Eric
- 421. Pohll, Greg
- 422. Polen, Scott
- 423. Randle, Pat
- 424. Sele, Jason
- 425. Sherry, Nelson
- 426. Sorenson, Soren
- 427. VanCauteren, Chris
- 428. Woosley, Tad

WILLAMETTE UNIVERSITY

Women's

Coach: Charles Bowles

- 429. Alexander, Spring
- 430. Blum, Jeanette
- 431. Blum, Julie
- 432. Cammack, Kelli
- 433. Crisifulli, Kara
- 434. Dierks, Krista
- 435. Klein, Kim
- 436. Jones, Cathy
- 437. McKenzie, Kelly
- 438. Moore, Kathy
- 439. Pressler, Suzanne
- 440. Sanders, Jenny
- 441. Suess, Chris

Men's Coach: Charles Bowles

- 442. Bales, Brad
- 443. Catalani, Rick
- 444. Catton, Jack
- 445. Connors, Kevin
- 446. DeVyldere, Bob
- 447. Donovan, John
- 448. Duley, John
- 449. Edmark, James
- 450. Elliott, Sid
- 451. Folker, Randy
- 452. Gedrose, Jeff
- 453. Gilstrap, Brian
- 454. Gilroy, David
- 455. Gorman, Jim
- 456. Graham, Tyler
- 457. Healy, Scott
- 458. Helm, Ken
- 459. Jacobs, Randy
- 460. Kilday, Jeff
- 461. Kliewer, Rob
- 462. MacGinnittie, Rob
- 463. Mackie, Greg
- 464. McKee, Craig
- 465. Mitchell, Andy
- 466. Mitchell, Charles
- 467. Novotney, David
- 468. O'Donnell, Troy
- 469. Searce, David
- 470. Thorne, Curtis
- 471. Torquato, Rich
- 472. Uomini, Steve
- 473. Winn, Doug
- 474. Yunker, Paul

RESULTS OF EVENTS ALREADY COMPLETED

MARATHON (February 23rd at Seaside)

<u>Men</u>			<u>Women</u>		
1.	Dwight Larabee	GFC 2:37:26	1.	Kathleen Welland	L&C 3:14:35
*	Greg Miller	EOSC 2:43:10	2.	Tammy Jarolimek	WOSC 3:23:57
2.	Bob Frost	Lin 2:47:41	3.	Laura Lewallen	L&C 3:28:48
3.	Scott Martin	SOSC 2:48:41	4.	Katy Hannon	Lin 3:29:00
4.	Dan Price	GFC 2:51:17			
5.	John Oord	NNC 2:57:53			
6.	Ron Richards	NNC 2:59:36			

* EOSC is not fielding a track team in 1985.

DECATHLON (April 22-23 at Nampa, ID)

1.	Larry Conaway	WOSC 6735
2.	Keith Wigley	GFC 6257
3.	Mike Gilbert	NNC 6172
4.	Randy Coombs	L&C 5975
5.	Scott Healy	WU 5888
6.	Scott Anderson	WOSC 5748

HEPTATHLON

1.	Petra Johnson	Lin 4587
2.	Sharon Jensen	WOSC 4502
3.	Lisa Jacobs	L&C 4176
4.	Shana Galloway	NNC 3719
5.	Sarah Lowell	L&C 3663
6.	Sue Woolsey	GFC 3355

DISTRICT 2 MEET ENTRIES

1. DISCUS(Men) (138-8) 12:00 Friday

1.	Deron Lord	L&C 166-0
2.	Nathan Whitham	GFC 155-3
3.	Randy Settell	SOSC 153-10
4.	Jim Parker	SOSC 153-4
5.	Paul Maddox	GFC 148-7
6.	Mike Schaan	SOSC 147-0
7.	Mike Watts	GFC 146-10
8.	David Novotney	WU 142-10
9.	Mike Pressley	L&C 139-5
10.	Jim Fulton	SOSC 136-4
11.	Soren Sorenson	WOSC 136-3
12.	Steve Curl	NNC 134-6
13.	Greg Culbert	Lin 132-1

DISCUS(Women) (110-8) 12:00 Friday

1.	Paula Wittenberg	GFC 145-3
2.	Wanda Strutko	L&C 136-2
3.	Cyd McCormick	WOSC 130-3
4.	Debbie Garrison	SOSC 130-0
5.	Paige Dougherty	L&C 124-2
6.	Torie Myers	Pac 118-7
7.	Robyn Mann	L&C 115-3
8.	Catherine McDonald	Pac 109-6
9.	Cheryl Funk	GFC 108-5
10.	Chris Suess	WU 99-7

2. LONG JUMP(Men) (21-5) 12:00 Friday

1.	Kevin Connors	WU 22-8
2.	Larry Conaway	WOSC 22-7
3.	Randy Folker	WU 21-11½
4.	Ron Mobley	WOSC 21-9
5.	Kelly Ferrenburg	Lin 21-8½
6.	Randy Coombs	L&C 21-7½
7.	Steve Graham	GFC 21-4½
8.	Dave Erickson	Lin 21-4½
9.	Keith Wigley	GFC 21-3
10.	Donald Harwell	Pac 20-6
11.	Jeff Munro	SOSC 20-1

LONG JUMP(Women) (16-1) 12:00 Friday

1.	Sharon Jensen	WOSC 17-5
2.	Mary Dodson	SOSC 17-4
3.	Shelly Woodside	Lin 17-3 3/4
4.	Sandy Duchow	L&C 16-9
5.	Joyce Klien	WOSC 16-8
6.	Lisa Jacobs	L&C 16-2½
7.	Sarah Lowell	L&C 16-1½
8.	Sue Woolsey	GFC 15-4½

3. 4x800 RELAY(Women) 12:00 Friday

1.	UP	9:35.1
2.	L&C	nt
3.	WOSC	nt
4.	WU	nt

10000m (M) (33:21.7) 12:15 Friday

1.	Mike Friess	Lin	30:33.4
2.	James Wyatt	Lin	31:42.0
3.	Paul Yunker	WU	31:59.8
4.	Bob Frost	Lin	32:27.4
5.	Ray Whitlow	Lin	32:27.7
6.	David Gilroy	WU	32:36.0
7.	Kirk Reynolds	L&C	33:04.6
8.	John Donovan	WU	33:33.0
9.	Jeff Wilson	L&C	33:36.3
10.	Dwight Larabee	GFC	33:54.9
11.	Scott Martin	SOSC	34:32
12.	Greg Mackie	WU	nt
13.	Mark Mohnen	WOSC	nt
14.	Mark Young	NNC	nt

5. 3000(Women) (10:40.4) 12:55 Friday

1.	Ann Manning	UP	9:23.8
2.	Clare Krill	UP	9:50.1
3.	Kara Crisifulli	WU	9:57.35
4.	Kristy Johnston	UP	10:00.3
5.	Molly Ostlund	UP	10:06.1
6.	Julie Mullin	UP	10:15.0
7.	Mary Hillenkamp	UP	10:30.0
8.	Susan Murray	L&C	10:56.7
9.	Laura Lewallen	L&C	11:05.9
10.	Pam Blackman	WOSC	11:07.1
11.	Laurie Underwood	L&C	11:13.4
12.	Kathleen Welland	L&C	11:15.5
13.	Kathryn Kurtz	L&C	11:39.6

6. HAMMER THROW(Men) (141-5) 2:00 Friday

1.	Deron Lord	L&C	176-11
2.	Nathan Whitham	GFC	165-6
3.	Mike Pressley	L&C	162-4
4.	Scott Polen	WOSC	156-3
5.	Jim Gorman	WU	152-11
6.	Larry Burris	WOSC	149-4
7.	Kyle Kobow	Lin	142-4
8.	Jim Parker	SOSC	141-9
9.	Mike McClelland	WOSC	140-8
10.	Mike Watts	GFC	139-2
11.	Doug Dean	Lin	138-9

7. HIGH JUMP(Men) (6-2) 2:00 Friday

1.	Larry Conaway	WOSC	6-6½
2.	Joe Hill	SOSC	6-6
3.	Shaun Granger	SOSC	6-6
4.	Keith Wigley	GFC	6-6
5.	Scott Healy	WU	6-5
6.	Dan Tompkins	SOSC	6-4
7.	Rob Kleiwer	WU	6-4
8.	Dwayne Pettis	Lin	6-3
9.	Jim Volkman	SOSC	6-2
10.	Dan Roberts	WOSC	6-2
11.	Randy Coombs	L&C	6-1
12.	Pat Meyer	L&C	6-1
13.	Tim Clark	L&C	6-0
14.	Tracy Townlin	Lin	6-0

8. 10000m(Women) (NS) 3:15 Friday

1.	Clare Krill	UP	35:00.14
2.	Kristy Johnston	UP	37:12.45
3.	Jenny Sanders	WU	40:08
4.	Laura Lewallen	L&C	40:21.3
5.	Kathleen Welland	L&C	41:28.3
6.	Katy Hannon	Lin	nt
7.	Cathy Hiatt	SOSC	nt
8.	Molly Ostlund	UP	nt
9.	Tammy Jarolimek	WOSC	nt

** Entered 5-5-85; Not on official entry list.

9. 880 MEDLEY RELAY(W) 4:05 Friday

1.	NNC	1:58.5
2.	Lin	2:02.0
3.	L&C	nt
4.	SOSC	nt
5.	WOSC	nt
6.	WU	nt

10. STEEPLECHASE(M) (9:52.1) 4:15 Friday

1.	Ken James	WOSC	9:20.4
2.	Kevin Ball	GFC	9:28.2
3.	James Edmark	WU	9:31.0
4.	Scott Ball	GFC	9:32.1
5.	Ron Ares	L&C	9:36.8
6.	John Oord	NNC	9:39.6
7.	Tom Geiger	L&C	9:41.6
8.	Duke Ritenhouse	L&C	9:44.9

1. SHOTPUT(M) (47-4) 12:00 Saturday

1.	Randy Settell	SOSC	54-2½
2.	David Novotney	WU	53-8½
3.	Jim Parker	SOSC	53-5
4.	Mike Pressley	L&C	51-1
5.	Deron Lord	L&C	49-8½
6.	Soren Sorenson	WOSC	46-4½
7.	Hank Wyborney	NNC	45-11
8.	Mike Watts	GFC	45-8
9.	Ford Young	Pac	45-8
10.	Kyle Kobow	Lin	45-½
11.	Jim Gorman	WU	44-1½

2. SHOTPUT(W) (35-10) 12:00 Saturday

1.	Paige Dougherty	L&C	45-3½
2.	Debbie Garrison	SOSC	39-11
3.	Paula Wittenberg	GFC	39-10½
4.	Allyson Kendall	WOSC	39-9
5.	Vickie Hissong	WOSC	38-11½
6.	Robyn Mann	L&C	38-10
7.	Wanda Strutko	L&C	38-2
8.	Cheryl Funk	GFC	36-8
9.	Chris Suess	WU	36-4½

3. JAVELIN(W) (111-7) 12:00 Saturday

1.	Regina Norris	Pac	156-10
2.	Debbie Barnhurst	WOSC	148-1
3.	Sandy Bean	SOSC	147-7
4.	Cyd McCormick	WOSC	145-6
5.	Karen Carpenter	NNC	131-4
6.	Paige Dougherty	L&C	116-10
7.	Janet Kornegay	L&C	102-4
8.	Chris Suess	WU	94-4

4. JAVELIN(M) (181-4) 12:00 Saturday

1.	Eric Nelson	WOSC	224-1
2.	Mike Keisur	WOSC	221-3
3.	Brad Bales	WU	219-7
4.	Dave Wagner	Lin	205-10
5.	Doug Ladd	WOSC	202-11
6.	Clint McClellan	SOSC	194-5
7.	Tyler Walker	SOSC	193-1
8.	Mike Damm	L&C	191-2
9.	Mike Watts	GFC	189-6
10.	Doug Dean	Lin	185-11
11.	Doug Edwards	NNC	185-3
12.	Cary Dovenberg	SOSC	181-11
13.	Larry Conaway	WOSC	179-8
14.	Curtis Thorne	WU	173-5

5. POLE VAULT(M) (13-0) 12:00 Saturday

1.	Kelly Carter	WOSC	14-6
2.	Kevin Taylor	SOSC	14-3
3.	Doug Edwards	NNC	14-0
4.	Randy Coombs	L&C	14-0
5.	Ken Helm	WU	13-8
6.	Scott Anderson	WOSC	13-0
7.	Scott Healy	WU	13-0
8.	Bill Dippolito	L&C	12-6
9.	Steve Graham	GFC	12-6
10.	Ken Meines	GFC	12-6
11.	Cary Dovenberg	SOSC	12-6
12.	Rob Dunn	L&C	12-0
13.	Doug Wegner	L&C	12-0
14.	John Oeden	Pac	12-0

6. 10000 WALK(M) (NS) 12:00 Saturday

1.	Trent Jones	L&C	50:14.0
2.	Randy Jacobs	WU	53:52.4
3.	Loren Shaw	L&C	nt
4.	Terry Howard	WOSC	nt
5.	Gregg Pohll	WOSC	nt
6.	Nelson Sherry	WOSC	nt
7.	Mark Welliman	SOSC	nt
8.	Jeff Kilday	WU	nt
9.	Troy O'Donnell	WU	nt
10.	Dwight Larabee	GFC	nt
11.	Dan Price	GFC	nt

7. HIGH JUMP(W) (4-11) 1:00 Saturday

1.	Sue Woolsey	GFC	5-2½
2.	Lisa Jacobs	L&C	5-2
3.	Kathy Moore	WU	5-2
4.	Lisa Hertz	SOSC	5-2
5.	Sandy Duchow	L&C	5-0
6.	Kathleen Kincheloe	Lin	5-0
7.	Tisha Steimle	L&C	4-11
8.	Sarah Lowell	L&C	4-10½
9.	Sharon Jensen	WOSC	4-10

8. TRIPLE JUMP(M) (42-11) 1:00 Saturday

1.	Kevin Connors	WU	48-5½
2.	John Prevedello	Lin	45-11 3/4
3.	Jeff Bowman	Lin	45-10
4.	Kele Marsters	Lin	44-10
5.	Pat Meyer	L&C	43-6
6.	Derwin Cunningham	Lin	43-1
7.	Kip Carlson	Lin	42-5
8.	Steve Graham	GFC	42-4½
9.	Keith Wigley	GFC	42-4½
10.	Shaun Granger	SOSC	42-2
11.	Dave Rogers	NNC	nd
12.	Scott Anderson	WOSC	nd

9. 400 RELAY(W) (NS) 1:30 Saturday

1.	UP	50.30	FAT
2.	SOSC	51.3	
3.	Lin	51.4	
4.	WOSC	51.6	
5.	WU	52.1	
6.	NNC	52.17	
7.	L&C	52.2	

10. 400 RELAY(M) (NS)

1.	L&C	42.3
2.	WOSC	42.6
3.	Lin	42.7
4.	NNC	42.9
5.	WU	42.9
6.	GFC	43.1
7.	SOSC	44.9

11. 1500(W) (4:56.2) 1:45 Saturday

1.	Ann Manning	UP	4:26.8	FAT
2.	Clare Krill	UP	4:36.16	FAT
3.	Kristy Johnston	UP	4:40.78	
4.	Mary Hillenkamp	UP	4:51.2	
5.	Julie O'Leary	WOSC	4:52.1	
6.	Kathy Healy	WOSC	4:58.0	
7.	Pam Blackman	WOSC	4:59.0	
8.	Susan Murray	L&C	4:59.4	
9.	Janet Mortensen	Lin	5:02.3	
10.	Kelli Cammack	WU	5:03.1	
11.	Beth Campbell	Pac	5:06.2	
12.	Megan Finaly	L&C	5:09.2	
13.	Julie Mullin	UP	nt	
14.	Jana Zellmar	NNC	nt	
15.	Diana Fitz	NNC	nt	

12. 1500(M) (4:02.6)

1.	Brandt Lind	WOSC	3:50.0
2.	Jesse Gore	Lin	3:51.0
3.	Mike Friess	Lin	3:51.5
4.	Joe Alward	Lin	3:52.0
5.	Ken James	WOSC	3:55.2
6.	Andy Mitchell	WU	3:58.4
7.	Ron Ares	L&C	4:01.8
8.	Shawn McNealy	WOSC	4:01.9
9.	Mark Mohnen	WOSC	4:02.0
10.	Dan O'Leary	Lin	4:02.6
11.	Marty Donaldson	NNC	4:02.7
12.	Scott Ball	GFC	4:02.7
13.	Chris VanCauteren	WOSC	4:04.6
14.	David Trotter	L&C	4:05.4
15.	Rob MacGinnittie	WU	4:05.5
16.	Jack Catton	WU	4:06.4
17.	Kevin Ball	GFC	4:06.6
18.	Dave Beck	SOSC	4:07.0
19.	John Ripley	Pac	4:12.0

13. 100m HH (W) (17.3) 2:00 Saturday

1.	Shelly Woodside	Lin	15.4
2.	Lisa Jacobs	L&C	15.5
3.	Sharon Jensen	WOSC	16.2
4.	Sarah Lowell	L&C	16.3
5.	Joyce Klien	WOSC	16.8
6.	Melinda Carter	NNC	17.5
7.	Gina Walker	SOSC	18.0
8.	Kathy Moore	WU	18.4

14. 110m HH (15.9)

1.	Adolphus Onua	GFC	13.7
2.	Tim Rupp	SOSC	14.6
3.	Pat Randle	WOSC	15.0
4.	Tyler Graham	WU	15.3
5.	Larry Conaway	WOSC	15.4
6.	Bob DeVylde	WU	15.5
7.	Jim Volkman	SOSC	15.6
8.	Jeff Gedrose	WU	15.6
9.	Curtis Thorne	WU	15.8
10.	Dave Hodl	Lin	15.8
11.	Craig McKee	WU	15.9
12.	John Albrecht	Lin	15.9
13.	Colin Johnstone	Lin	15.9
14.	Keith Wigley	GFC	15.9

15. 400m (W) (62.8) 2:15 Saturday

1.	Petra Johnson	Lin	57.0
2.	Carrie Pizer	UP	58.05 FAT
3.	Jeanette Blum	WU	60.3
4.	Cathy Buhler	UP	60.3
5.	Kathryn O'Leary	WOSC	61.8
6.	Sheron Wegener	WOSC	62.0
7.	Theresa Kosztics	UP	62.25 FAT
8.	Kathy Healey	WOSC	62.5
9.	Holly Duncan	NNC	63.1
10.	Paulette Marks	L&C	64.4
11.	Jodi Peters	GFC	nt

16. 400m (M) (50.9)

1.	Mike Gilbert	NNC	49.3
2.	Karl Findling	WOSC	49.6
3.	Torrae Harry	WOSC	49.6
4.	Rick Catalani	WU	49.8
5.	Sid Elliott	WU	49.8
6.	Jim Fahey	WOSC	49.8
7.	John Mike McHugh	WOSC	50.0
8.	Dean Raan	GFC	50.0
9.	Steve Uomini	WU	50.0
10.	Mark Young	GFC	50.2
11.	David Searce	WU	50.9
12.	Andre Pruitt	Lin	50.9
13.	Darren Bieberdorf	SOSC	nt
14.	Mark Wesphal	SOSC	nt

17. 100m (W) (13.1) 2:30 Saturday

1.	Sheron Wegener	WOSC	12.5
2.	Cathy Seuell	WOSC	12.6
3.	Shana Galloway	NNC	12.8
4.	Kim Klein	WU	12.8
5.	Lisa Nichols	Lin	12.8
6.	Carrie Pizer	UP	12.83 FAT
7.	Laurie Hanson	WOSC	12.9
8.	Alice Best	SOSC	12.9
9.	Diane Williams	SOSC	12.9
10.	Nancy Nemarnik	UP	13.1
11.	Dayna Brunsdon	SOSC	13.1
12.	Helga Arnadottir	L&C	13.4
13.	Liz Ardinger	L&C	13.7
14.	Cathy Buhler	UP	nt

18. 100m (M) (11.3)

1.	Greg Will	Lin	10.6
2.	Tom Mell	L&C	10.7
3.	Rich Torquato	WU	10.8
4.	Torrae Harry	WOSC	10.8
5.	Adolphus Onua	GFC	10.8
6.	Donald Harwell	Pac	11.0
7.	Tim Biamont	WOSC	11.0
8.	Greg Beery	L&C	11.0
9.	Dave Erickson	Lin	11.1
10.	Carlos Crutch	Pac	11.1
11.	Brian Gilstrap	WU	11.1
12.	Larry Conaway	WOSC	11.1
13.	Darren McGill	WOSC	11.2
14.	Kelly Ferrenburg	Lin	11.2
15.	Tim Rupp	SOSC	11.2
16.	Harry Mamizuka	L&C	11.3
17.	Cy Carrigan	L&C	11.3
18.	Joe Hill	SOSC	11.3
19.	Dave Wagner	Lin	11.3
20.	Keith Wigley	GFC	11.3
21.	Dave Rogers	NNC	11.4
22.	Toby Ropes	L&C	11.4
23.	Todd Collins	SOSC	nt
24.	Curtis Brown	Lin	nt

19. 800m (W) (2:24.2) 2:45 Saturday

1.	Linda Brock	UP	2:15.95
2.	Julie Blum	WU	2:19.7
3.	Kay Mattson	GFC	2:20.9
4.	Lisa Sieverling	Lin	2:21.0
5.	Cathy Buhler	UP	2:21.3
6.	Kathryn O'Leary	WOSC	2:22.3
7.	Kathy Healey	WOSC	2:22.4
8.	Theresa Kosztics	UP	2:22.7
9.	Jodi Peters	GFC	2:22.8
10.	Megan Finally	L&C	2:22.8
11.	Ann Manning	UP	2:23.6
12.	Cathy Leong	Pac	2:26.0
13.	Tammy Young	WOSC	2:26.5
14.	Jana Zellmer	NNC	2:29.1
15.	Kathy Perham	L&C	2:29.4
16.	Susan Murray	L&C	2:30.0

20. 800m (M) (1:57.8)

1.	Dana Lingenfelter	Lin	1:53.0
2.	Jesse Gore	Lin	1:53.1
3.	Rob MacGinnittie	WU	1:53.3
4.	Brandt Lind	WOSC	1:54.8
5.	Tom Geiger	L&C	1:54.9
6.	Steve Yerger	NNC	1:55.1
7.	John Mike McHugh	WOSC	1:55.4
8.	David Trotter	L&C	1:56.5
9.	Steve Uomini	WU	1:56.7
10.	Dave Beck	SOSC	1:56.8
11.	Joe Alward	Lin	1:57.1
12.	Mike Dixon	WOSC	1:57.6
13.	Charles Mitchell	WU	1:57.7
14.	Andy Mitchell	WU	1:57.7
15.	Jason Sele	WOSC	1:57.8
16.	Kevin Ball	GFC	1:57.9
17.	Terry Howard	WOSC	1:58.2
18.	Mark Wesphal	SOSC	1:58.8
19.	Scott Voyles	Lin	2:00.0

21. 400m IH (W) (1:12.9) 3:00 Saturday

1.	Petra Johnson	Lin	1:02.2
2.	Ila Amos	SOSC	1:05.3
3.	Linda Brock	UP	1:06.8
4.	Sharon Jensen	WOSC	1:07.8
5.	Lisa Jacobs	L&C	1:09.4
6.	Melinda Carter	NNC	1:12.67

22. 400m IH (M) (57.2)

1.	Bob DeVylidere	WU	54.3
2.	Dave Erickson	Lin	54.5
3.	Randy Folker	WU	55.7
4.	Tyler Graham	WU	56.0
5.	Tim Clark	L&C	56.7
6.	Dave Driesner	GFC	56.9
7.	Tim Rupp	SOSC	57.0
8.	Pat Randle	WOSC	57.1
9.	Scott Wallace	NNC	57.1
10.	Jason Sele	WOSC	58.3
11.	Darren Bieberdorf	SOSC	58.8

23. 200m (W) (27.0) 3:15 Saturday

1.	Carrie Pizer	UP	25.8
2.	Sheron Wegener	WOSC	26.2
3.	Cathy Seuell	WOSC	26.2
4.	Cathy Buhler	UP	26.2
5.	Shana Galloway	NNC	26.6
6.	Alice Best	SOSC	26.7
7.	Lisa Nichols	Lin	26.9
8.	Dayna Brunsdon	SOSC	27.0
9.	Kim Klein	WU	27.1
10.	Shelly Woodside	Lin	27.1
11.	Laurie Hanson	WOSC	27.2
12.	Helga Arnadottir	L&C	27.5
13.	Nancy Nemarnik	UP	27.84 FAT
14.	Lisa Jacobs	L&C	28.2
15.	Liz Ardinger	L&C	28.7
16.	Sarah Lowell	L&C	28.8
17.	Linda Brock	UP	nt

24. 200m (M) (22.9)

1.	Greg Will	Lin	21.4
2.	Torrae Harry	WOSC	21.9
3.	Tom Mell	L&C	22.1
4.	Jim Fahey	WOSC	22.3
5.	Randy Maves	NNC	22.4
6.	Mark Young	GFC	22.5
7.	Greg Beery	L&C	22.6
8.	Karl Findling	WOSC	22.6
9.	Tim Biamont	WOSC	22.6
10.	Rich Torquato	WU	22.7
11.	Tim Rupp	SOSC	22.8
12.	Dave Wagner	Lin	23.0
13.	Cy Carrigan	L&C	23.2
14.	Harry Mamizuka	L&C	23.5
15.	Curtis Brown	Lin	nt
16.	Carlos Crutch	Pac	nt

25. 5000m (W) (19:11.9) 3:30 Saturday

1.	Ann Manning	UP	16:35.10
2.	Clare Krill	UP	16:51.78
3.	Kristy Johnston	UP	17:18.0
4.	Kara Crisifulli	WU	17:21.8
5.	Molly Ostlund	UP	17:44.0
6.	Julie Mullin	UP	18:15.0
7.	Tammy Jarolimek	WOSC	18:33.1
8.	Susan Murray	L&C	18:46.4
9.	Julie Richardson	WOSC	18:55.7
10.	Jenny Sanders	WU	18:59.7
11.	Krista Dierks	WU	19:05.0
12.	Kathleen Welland	L&C	19:53.0
13.	Laurie Underwood	L&C	19:54.0
14.	Kathryn Kurtz	L&C	20:38.0
15.	Cathy Hiatt	SOSC	nt

26. 5000m (M) 15:23.7)

1.	Mike Friess	Lin	14:32.6
2.	Jesse Gore	Lin	14:37.5
3.	Joe Alward	Lin	14:39.9
4.	Jerred Gildehaus	GFC	14:53.3
5.	Paul Yunker	WU	14:57.8
6.	James Wyatt	Lin	14:59.6
7.	David Gilroy	WU	15:02.7
8.	Tad Woosley	WOSC	15:12.9
9.	James Edmark	WU	15:13.7
10.	Ron Ares	L&C	15:14.5
11.	Bob Frost	Lin	15:23.5
12.	Ray Whitlow	Lin	15:24.0
13.	Duke Ritenhouse	L&C	15:34.8
14.	Ron Richards	NNC	15:35.0
15.	Chris VanCauteren	WOSC	15:40.0
16.	Kirk Reynolds	L&C	15:41.6
17.	Jeff Wilson	L&C	15:46.7
18.	Mark Mohnen	WOSC	15:50
19.	Ken James	WOSC	15:50.4
20.	Jeff Guzman	GFC	15:53.5
21.	Phil Jones	SOSC	16:19

27. MILE RELAY (W) (NS) 4:15 Saturday

1.	UP	4:01.59 *
2.	Lin	4:01.7
3.	WU	4:06.1
4.	WOSC	4:12.4
5.	L&C	4:17.2
6.	SOSC	nt
7.	NNC	nt

28. MILE RELAY (M) (NS)

1.	WU	3:19.9
2.	GFC	3:20.2
3.	NNC	3:20.7
4.	WOSC	3:21.0
5.	Lin	3:22.2
6.	L&C	3:27.0
7.	SOSC	3:29

* Converted from yards

31st ANNUAL

**DISTRICT 2
TRACK & FIELD
CHAMPIONSHIPS**



George Fox College
Newberg, Oregon

MAY 10-11, 1985

Inter

	Marathon	Decathlon	10,000 m	Discus	Long Jump	High Jump	Hammer	Steeplechase
GEORGE FOX COLLEGE	14	8 22	0 22	9 31	0 31	8 39	6 45	0 45
LEWIS & CLARK	0	4 4	1 5	8 13	0 13	2 15	10 25	7 32
LIVWELD	8	0 8	16 24	0 24	10 34	0 34	1 35	0 35
NORTHWEST NAZARENE	3	6 9	0 9	0 9	0 9	0 9	0 9	10 19
PACIFIC	0	0 0	0 0	14 0	0 0	14 0	0 0	0 0
SOUTHERN OREGON	6	0 6	0 6	14 20	0 20	14 34	0 34	0 34
WESTERN OREGON	0	11 11	0 11	0 11	6 22	6 28	12 40	6 46
WILLAMETTE	0	2 2	14 16	0 16	10 26	1 27	2 29	8 37

Women

	Marathon	Heptathlon	4x 800 Relay	Long Jump	3000m	Discus	10,000 m	Sprint medley Relay
GEORGE FOX COLLEGE	-	1 1	0 1	0 1	0 1	8 9	0 9	0 9
EWIS & CLARK	16	8 24	8 32	2 34	0 34	12 46	2 48	2 50
INFIELD	4	10 14	0 14	6 20	0 20	0 20	0 20	8 28
ORTHWEST NAZARENE	-	4 4	0 4	1 5	0 5	0 5	0 5	0 5
PACIFIC	-	-	-	-	-	1 1	0 1	0 1
SOUTHERN OREGON	-	-	-	14	0 14	6 20	0 20	4 24
UNIV. OF PORTLAND	-	-	-	-	25 25	0 25	10 35	10 45
EASTERN OREGON	8	8 16	10 26	4 34	0 34	4 38	4 42	1 43
CLATSOP	-	-	6 6	0 6	4 12	0 12	15 27	6 33

1985 DISTRICT CHAMPIONSHIPS
MEN

EVENT: 10000m			
Place	Name	Time	School
		Ht/Dist.	
1.	James Wyatt	31:47	Lin
2.	Paul Yunker	31:50	WU
3.	David Gilroy	31:54	WU
4.	Bob Frost	32:17	Lin
5.	Ray Whitlow	32:18	Lin
6.	Jeff Wilson	32:47	L&C
7.			
8.			

EVENT: 3000m STEEPLECHASE			
Place	Name	Time	School
		Ht/Dist.	
1.	John Cord	9:31.5	NNC
2.	James Edmark	9:32.7	WU
3.	Ken James	9:37.5	WOSC
4.	Duke Ritenhouse	9:42.0	L&C
5.	Ron Aras	9:47.3	L&C
6.	Tom Geiger	9:52.2	L&C
7.			
8.			

EVENT: DISCUS			
Place	Name	Time	School
		Ht/Dist.	
1.	Jim Parker	154-5	SOSC
2.	Deron Lord	153	L&C
3.	Nathan Whitham	151-5	GFC
4.	Randy Settall	150-4	SOSC
5.	Mike Watts	148-6	GFC
6.	Paul Maddox	145-7	GFC
7.			
8.			

EVENT:			
Place	Name	Time	School
		Ht/Dist.	
1.			
2.			
3.			
4.			
5.			
6.			
7.			
8.			

EVENT: LONG JUMP			
Place	Name	Time	School
		Ht/Dist.	
1.	Larry Connaway	22-4 3/4	WOSC
2.	Kevin Connors	22-3	WU
3.	Kelly Ferrenburg	21-10 1/2	Lin
4.	Dave Erickson	21-9 1/2	Lin
5.	Randy Folker	21-6	WU
6.	Ron Mobley	21-4	WOSC
7.			
8.			

EVENT:			
Place	Name	Time	School
		Ht/Dist.	
1.			
2.			
3.			
4.			
5.			
6.			
7.			
8.			

EVENT: HAMMER THROW			
Place	Name	Time	School
		Ht/Dist.	
1.	Deron Lord	160-6	L&C
2.	Scott Polen	157-10	WOSC
3.	Nathan Whitham	156-4	GFC
4.	Larry Burris	151-11	WOSC
5.	Jim Gorman	151-9	WU
6.	Kyle Kobow	148-7	Lin
7.			
8.			

EVENT:			
Place	Name	Time	School
		Ht/Dist.	
1.			
2.			
3.			
4.			
5.			
6.			
7.			
8.			

EVENT: HIGH JUMP			
Place	Name	Time	School
		Ht/Dist.	
1.	Joe Hill	6-8 1/2	SOSC
2.	Keith Wigley	6-5	GFC
3.	Larry Connaway	6-3	WOSC
4.	Shawn Granger	6-1	SOSC
5.	Pat Meyer	6-1	L&C
6.	Scott Healy	5-11	WU
7.			
8.			

EVENT:			
Place	Name	Time	School
		Ht/Dist.	
1.			
2.			
3.			
4.			
5.			
6.			
7.			
8.			

MEN'S RUNNING EVENTS

PRELIMINARY RESULTS

	Place	Name	School	Time
EVENT <u>110m HH</u>	1.	Adolphus Onua	(214) GFC	14.1
	2.	Curtis Thorne	(470) WU	15.3
Heat <u>1</u>	3.	Bob DeVylde	(446) WU	15.3
	4.	John Albrecht	(275) Lin	15.4
	5.	Colin Johnstone	(289) Lin	15.8
	6.	Larry Conaway	(405) WOSC	15.8
	7.			
	8.			
EVENT <u>110m HH</u>	1.	Tim Rupp	(360) SOSC	14.7
	2.	Tyler Graham	(456) WU	15.1
Heat <u>2</u>	3.	Jeff Gedrose	(452) WU	15.3
	4.	Craig McKee	(464) WU	15.6
	5.	Dave Hodl	(288) Lin	15.7
	6.	Keith Wigley	(221) GFC	16.3
	7.			
	8.			
EVENT <u>400m</u>	1.	Mike Gilbert	(315) NNC	49.0
	2.	Jim Fahey	(407) WOSC	49.7
Heat <u>1</u>	3.	Sid Elliott	(450) WU	49.8
	4.	Andre Pruitt	(297) Lin	50.3
	5.	Mark Young	(222) GFC	50.5
	6.			
	7.			
	8.			
EVENT <u>400m</u>	1.	Karl Findling	(408) WOSC	49.1
	2.	Dean Raan	(216) GFC	49.6
Heat <u>2</u>	3.	David Searce	(469) WU	49.8
	4.	Rick Catalani	(443) WU	50.0
	5.	Mike Henderson	(316) NNC	52.9
	6.			
	7.			
	8.			
EVENT <u>100m</u>	1.	Tom Mell	(254) L&C	11.0
	2.	Brian Gilstrap	(453) WU	11.1
Heat <u>1</u>	3.	Dave Erickson	(283) Lin	11.1
	4.	Tim Biamont	(402) WOSC	11.2
	5.	Darren McGill	(416) WOSC	11.5
	6.			
	7.			
	8.			
EVENT <u>100m</u>	1.	Torraz Harry	(409) WOSC	10.8
	2.	Rich Torquato	(471) WU	10.9
Heat <u>2</u>	3.	Greg Beary	(242) L&C	10.9
	4.	Kelly Ferrenburg	(284) Lin	11.2
	5.	Dave Rogers	(320) NNC	11.4
	6.	Harry Manizuka	(253) L&C	11.4
	7.			
	8.			

MEN'S RUNNING EVENTS

PRELIMINARY RESULTS

	Place	Name	School	Time
EVENT <u>400m IH</u>	1.	Bob DeVyldere	(446) WU	55.3
	2.	Scott Wallace	(321) MNC	55.7
Heat <u>1</u>	3.	Tyler Graham	(456) WU	55.8
	4.	Jason Sele	(424) WOSC	56.1
	5.	Tim Clark	(244) L&C	57.1
	6.			
	7.			
	8.			
EVENT <u>400m IH</u>	1.	Dave Driesner	(207) GFC	56.1
	2.	Dave Erickson	(283) Lin	56.9
Heat <u>2</u>	3.	Tim Rupp	(360) SOSC	57.2
	4.	Randy Folker	(451) WU	57.2
	5.			
	6.			
	7.			
	8.			
EVENT <u> </u>	1.			
	2.			
Heat <u> </u>	3.			
	4.			
	5.			
	6.			
	7.			
	8.			
EVENT <u> </u>	1.			
	2.			
Heat <u> </u>	3.			
	4.			
	5.			
	6.			
	7.			
	8.			
EVENT <u> </u>	1.			
	2.			
Heat <u> </u>	3.			
	4.			
	5.			
	6.			
	7.			
	8.			
EVENT <u> </u>	1.			
	2.			
Heat <u> </u>	3.			
	4.			
	5.			
	6.			
	7.			
	8.			

1985 DISTRICT CHAMPIONSHIPS

WOMEN

EVENT: 4x800 RELAY				EVENT: SPRINT MEDLEY RELAY			
Place	Name	Time Ht/Dist.	School	Place	Name	Time Ht/Dist.	School
1.		9:50.0	WOSC	1.		1:50.8	UP
2.		10:32.7	L&C	2.		1:51.9	Lin
3.		11:16.0	WU	3.		1:54.2	WU
4.				4.		1:54.8	SOSC
5.				5.		1:55.5	L&C
6.				6.		1:55.6	WOSC
7.				7.			
8.				8.			
EVENT: WOMEN'S LONG JUMP				EVENT:			
Place	Name	Time Ht/Dist.	School	Place	Name	Time Ht/Dist.	School
1.	Mary Dodson	17-0 $\frac{1}{2}$	SOSC	1.			
2.	Sharon Jensen	16-11 $\frac{3}{4}$	WOSC	2.			
3.	Shelly Woodside	16-10	Lin	3.			
4.	Pam Patrick	15-10 $\frac{3}{4}$	SOSC	4.			
5.	Sandy Duchow	15-10 $\frac{1}{2}$	L&C	5.			
6.	Chris Chua	14-6 $\frac{3}{4}$	NNC	6.			
7.				7.			
8.				8.			
EVENT: 3,000m				EVENT:			
Place	Name	Time Ht/Dist.	School	Place	Name	Time Ht/Dist.	School
1.	Ann Manning	9:33.6	UP	1.			
2.	Clare Krill	9:48.7	UP	2.			
3.	Kara Crisifulli	10:04.4	WU	3.			
4.	Kristy Johnston	10:08.4	UP	4.			
5.	Mary Hillenkamp	10:23.6	UP	5.			
6.	Julie Mullin	10:37.9	UP	6.			
7.				7.			
8.				8.			
EVENT: DISCUS				EVENT:			
Place	Name	Time Ht/Dist.	School	Place	Name	Time Ht/Dist.	School
1.	Wanda Strutko	140-3	L&C	1.			
2.	Paula Wittenberg	132-10	GFC	2.			
3.	Debbie Garrison	127-10	SOSC	3.			
4.	Cyd McCormick	126-5	WOSC	4.			
5.	Paige Daugherty	118	L&C	5.			
6.	Torie Myers	115	Pac	6.			
7.				7.			
8.				8.			
EVENT: 10,000m				EVENT:			
Place	Name	Time Ht/Dist.	School	Place	Name	Time Ht/Dist.	School
1.	Molly Ostlund	37:41.1	UP	1.			
2.	Marilyn Fishback	40:05.9	WU	2.			
3.	Jenny Sanders	40:21.1	WU	3.			
4.	Tammy Jarolimek	41:26.3	WOSC	4.			
5.	Kathleen Welland	41:49.8	L&C	5.			
6.	Krista Dierks	42:04.0	WU	6.			
7.				7.			
8.				8.			

WOMEN'S RUNNING EVENTS

PRELIMINARY RESULTS

	Place	Name	School	Time
EVENT <u>100m</u>	1.	Sharon Wegener (399)	WOSC	12.5
	2.	Cathy Buhler (372)	UP	12.7
Heat <u>1</u>	3.	Kim Klein (435)	WU	12.8
	4.	Shana Calloway (309)	NWC	13.0
	5.	Dayna Brunson (338)	SOSC	13.1
	6.	Alice Best (337)	SOSC	13.3
	7.			
	8.			
EVENT <u>100m</u>	1.	Carrie Pizer (381)	UP	12.6
	2.	Cathy Senell (398)	WOSC	12.7
Heat <u>2</u>	3.	Lisa Nichols (270)	Lin	12.8
	4.	Laurie Hanson (385)	WOSC	12.9
	5.	Diane Williams (345)	SOSC	13.2
	6.			
	7.			
	8.			
EVENT _____	1.			
	2.			
Heat _____	3.			
	4.			
	5.			
	6.			
	7.			
	8.			
EVENT _____	1.			
	2.			
Heat _____	3.			
	4.			
	5.			
	6.			
	7.			
	8.			
EVENT _____	1.			
	2.			
Heat _____	3.			
	4.			
	5.			
	6.			
	7.			
	8.			

31st ANNUAL

DISTRICT 2 TRACK & FIELD CHAMPIONSHIPS



George Fox College
Newberg, Oregon

MAY 10-11, 1985

Marathon

	Marathon	Decathlon	10,000 m	Discus	Long Jump	High Jump	Hammer	Steeplechase	Shot Put	10,000 m Walk	4 x 100 m Relay	1500 m	Gavelin	100 m H.H	Triple Jump	400 m	Pole Vault	800 m	400 m I.H	100 m	200 m	5000 m	4 x 400 m Relay
CRORR ROY OOLDBOR	14	8	0	9	0	8	6	0	0	4	0	0	0	10	3	2	0	0	1	0	0	0	8
FEWLS A CLARK	0	4	5	13	13	15	25	32	38	48	56	56	56	56	56	56	64	10	94	89	96	96	1
LAVERIE	8	8	24	24	34	34	35	35	35	35	35	45	53	53	71	71	71	10	81	82	92	117	119
NORRIS MAYNOR	3	6	9	9	9	9	9	17	20	20	22	22	23	23	23	29	37	37	39	39	39	39	43
PACIFIC	0	0	0	0	0	0	0	0	0	0	0	0	0	0	0	0	0	0	0	0	0	0	0
SOUTHERN OREGON	10	0	6	20	20	34	39	34	52	54	58	64	64	72	74	74	84	84	90	90	90	90	90
WESTERN OREGON	0	11	0	11	22	28	40	40	46	46	56	67	67	87	88	106	110	122	122	120	143	143	153
WILLAMETTE	0	2	16	16	26	27	29	37	43	58	64	68	70	83	73	98	99	108	120	128	128	134	140

10

[illegible]

DISTRICT 2 TRACK & FIELD CHAMPIONSHIPS

COLCORD FIELD - NEWBERG, OREGON

MAY 10-11, 1985

MARATHON

February 23, 1985 -- Seaside, Oregon

MEN

1. Dwight Larabee	GFC	2:37:26
*Greg Miller	EOSC	2:43:10
2. Bob Frost	LINFIELD	2:47:41
3. Scott Martin	SCSC	2:48:41
4. Dan Price	GFC	2:51:17
5. John Oord	NNC	2:57:53
6. Ron Richards	NNC	2:59:36
7. Mark Young	NNC	3:04:02
8. Dwayne Williams	NNC	3:09:41

*EOSC is not fielding a track team in 1985.

WOMEN

1. Kathleen Welland	L&C	3:14:35
2. Tammy Jarolimek	WOSC	3:23:57
3. Laura Lewallen	L&C	3:28:48
4. Katy Hannon	LINFIELD	3:29:00

1924 N.A.A.A. DISTRICT 2 HEPTATHLON CHAMPIONSHIP

NORTHEAST NAZARENE COLLEGE, Nampa, IDAHO

APRIL 22-23, 1925

	100 m. Hurdles	High Jump	Shot Put	400 m. Hurdles	Long Jump	Iron- Pole	800 Meters	Final Total
--	-------------------	--------------	-------------	-------------------	--------------	---------------	---------------	----------------

Walter Johnson	17.7	4-8	25-9 ³ / ₄	25.6	16-6 ³ / ₄	115-1	2:24.0	6587
W		4.52	7.85		5.00	35.09		
P	675	4.95	4.35	795	577	687	683	

Sharon Jensen	16.2	4-10 ¹ / ₂	31-11 ¹ / ₂	27.7	16-6 ³ / ₄	103-6	2:20.7	4502
W		5.49	7.75		5.00	31.57		
P	626	7.04	572	619	617	626	604	

Edna Jacobs	15.5	5-3 ³ / ₄	26-6 ¹ / ₂	28.5	15-1 ¹ / ₂	94-4 ¹ / ₂	2:38.0	6176
W		5.94	8.09		4.61	25.61		
P	695	770	433	518	582	516	503	

Sharon Callaway	17.7	4-10 ¹ / ₂	25-2 ³ / ₄	27.4	15-2 ³ / ₄	70-4 ¹ / ₂	2:40.9	5715
W		4.96	7.69		4.64	27.43		
P	479	5.54	472	656	508	431	509	

Marvin Howell	16.8	4-10 ¹ / ₂	25	29.4	14-5 ¹ / ₂	73- ³ / ₄	2:43.0	3663
W		5.48	7.62		4.35	22.27		
P	572	768	417	519	525	449	467	

Shirley Mackay	20.5	4-10 ¹ / ₂	26- ³ / ₄	30.5	14-2	85-0 ¹ / ₂	2:58.3	3918
W		5.48	7.97		4.32	28.14		
P	315	701	343	445	507	527	410	

1985 DISTRICT CHAMPIONSHIPS JUN

EVENT: 10000m			
Place	Name	Ht./Dist.	School
1.	James Wyatt	37:47	Lia
2.	Paul Tunker	38:30	WU
3.	David Gilroy	38:54	WU
4.	Bob Frost	37:17	Lia
5.	Ray Whitlow	37:18	Lia
6.	Jeff Wilson	38:47	L&C
7.			
8.			

EVENT: 3000m STEEPLECHASE			
Place	Name	Ht./Dist.	School
1.	John Oard	9:31.5	WNC
2.	James E. Mark	9:32.7	WU
3.	Ken Jensen	9:37.5	WOSC
4.	Duke Rittenhouse	9:42.0	L&C
5.	Ron Aras	9:47.3	L&C
6.	Tom Geiger	9:52.2	L&C
7.			
8.			

EVENT: DISCUS			
Place	Name	Ht./Dist.	School
1.	Jim Parker	154-5	SOSC
2.	Deron Lord	151	L&C
3.	Nathan Whitham	151-5	GFC
4.	Randy Settell	150-4	SOSC
5.	Mike Watts	148-6	GFC
6.	Paul Maddox	145-7	GFC
7.			
8.			

EVENT:			
Place	Name	Ht./Dist.	School
1.			
2.			
3.			
4.			
5.			
6.			
7.			
8.			

EVENT: LONG JUMP			
Place	Name	Ht./Dist.	School
1.	Larry Conaway	22-3 3/4	WOSC
2.	Kevin Connors	22-3	WU
3.	Kelly Ferrenburg	21-10 1/2	Lia
4.	Dave Erickson	21-9 1/2	Lia
5.	Randy Folker	21-6	WU
6.	Ron Mobley	21-4	WOSC
7.			
8.			

EVENT:			
Place	Name	Ht./Dist.	School
1.			
2.			
3.			
4.			
5.			
6.			
7.			
8.			

EVENT: HAMMER THROW			
Place	Name	Ht./Dist.	School
1.	Deron Lord	160-6	L&C
2.	Scott Polen	157-10	WOSC
3.	Nathan Whitham	156-4	GFC
4.	Larry Burris	151-11	WOSC
5.	Jim Gornall	151-9	WU
6.	Kyle Robson	148-7	Lia
7.			
8.			

EVENT:			
Place	Name	Ht./Dist.	School
1.			
2.			
3.			
4.			
5.			
6.			
7.			
8.			

EVENT: HIGH JUMP			
Place	Name	Ht./Dist.	School
1.	Joe Hill	6-8 1/2	SOSC
2.	Keith Wigley	6-5	GFC
3.	Larry Conaway	6-3	WOSC
4.	Shaun Granger	6-1	SOSC
5.	Pat Meyer	6-1	L&C
6.	Scott Daply	5-11	WU
7.			
8.			

EVENT:			
Place	Name	Ht./Dist.	School
1.			
2.			
3.			
4.			
5.			
6.			
7.			
8.			

1985 DISTRICT CHAMPIONSHIPS
MEN

EVENT: SHOTPUT

Place	Name	Time Ht./Dist.	School
1.	Randy Settell	53-11 $\frac{1}{2}$	SOSC
2.	Ivan Jim Parker	52-2 $\frac{1}{2}$	SOSC
3.	David Novotney	51-9	WU
4.	Mike Pressley	51-5 3/4	L&C
5.	Deron Lord	48-9 3/4	L&C
6.	Hank Wyborney	44-11 $\frac{1}{2}$	NNC
7.			
8.			

EVENT: 110m HH

Place	Name	Time Ht./Dist.	School
1.	Adolphus Onua	14.1	GFC
2.	Tim Rupp	15.0	SOSC
3.	Curtis Thorne	15.1	WU
4.	Tyler Graham	15.1	WU
5.	Bob DeVildere	15.5	WU
6.	Craig McKee	15.8	WU
7.			
8.			

EVENT: 10K WALK

Place	Name	Time Ht./Dist.	School
1.	Trent Jones	:51:19.6	L&C
2.	Randy Jacobs	:51:21.2	WU
3.	Jeff Kilday	:58:11.9	WU
4.	Dan Price	:59:40.8	GFC
5.	Mark Willaman	1:00:55.0	SOSC
6.	Troy O'Donnell	1:02:18.4	WU
7.			
8.			

EVENT: TRIPLE JUMP

Place	Name	Time Ht./Dist.	School
1.	Kevin Connors	47-3	WU
2.	Jeff Bowman	44-4 $\frac{1}{2}$	Lin
3.	John Prevedello	44-4	Lin
4.	Kele Marsters	43-7 $\frac{1}{2}$	Lin
5.	Shaun Granger	42-7 $\frac{1}{2}$	SOSC
6.	Scott Anderson	42-1	WOSC
7.			
8.			

EVENT: 4x100 RELAY

Place	Name	Time Ht./Dist.	School
1.		41.9	WOSC
2.		42.2	L&C
3.		43.2	WU
4.		43.9	SOSC
5.		45.3	NNC
6.			
7.			
8.			

EVENT: 400m

Place	Name	Time Ht./Dist.	School
1.	XXXXXXXXXX	XXXXXX	WU
2.	XXXXXXXXXX	XXXXXX	WOSC
3.	XXXXXXXXXX	XXXXXX	WU
4.			
5.			
6.			
7.			
8.			

EVENT: 1500m

Place	Name	Time Ht./Dist.	School
1.	Jesse Gore	3:53.8	Lin
2.	Brandt Lind	3:56.2	WOSC
3.	Dave Beck	3:58.0	SOSC
4.	Andy Mitchell	3:59.7	WU
5.	Mark Mohnen	4:00.2	WOSC
6.	Ken James	4:00.8	WOSC
7.			
8.			

EVENT: 800m

Place	Name	Time Ht./Dist.	School
1.	Tom Geiger	1:53.7	L&C
2.	Rob MacGinnittie	1:53.8	WU
3.	John Mike McHugh	1:54.9	WOSC
4.	Brandt Lind	1:55.6	WOSC
5.	Mike Dixon	1:56.0	WOSC
6.	Steve Uomini	1:56.7	WU
7.			
8.			

EVENT: JAVELIN

Place	Name	Time Ht./Dist.	School
1.	Mike Keisur	219-10	WOSC
2.	Dave Wagner	212-4	Lin
3.	Eric Nelson	208-5	WOSC
4.	Doug Ladd	205-9	WOSC
5.	Brad Bales	201-8	WU
6.	Doug Edwards	199-1	NNC
7.			
8.			

EVENT: 400 IH

Place	Name	Time Ht./Dist.	School
1.	Dave Erickson	53.6	Lin
2.	Bob DeVildere	54.1	WU
3.	Tim Rupp	55.1	SOSC
4.	Tyler Graham	55.4	WU
5.	Scott Wallace	56.7	NNC
6.	Dave Driesner	57.8	GFC
7.			
8.			

1985 DISTRICT CHAMPIONSHIPS
MEN

EVENT: POLE VAULT

Place	Name	Time Ht./Dist.	School
1.	Kevin Taylor	14-6	SOSC
2.	Randy Coombs	13-10	L&C
3.	Mike Gilbert	13-6	NNC
3.	Doug Edwards	13-6	NNC
3.	Kelly Carter	13-6	WOSC
6.	Ken Helm	13-6	WU
7.			
8.			

TIE

EVENT: 400m

Place	Name	Time Ht./Dist.	School
1.	Karl Findling	48.5	WOSC
2.	Jim Fahey	49.1	WOSC
3.	Mike Gilbert	49.2	NNC
4.	Sid Elliott	49.3	WU
5.	Dean Raan	49.5	GFC
6.	David Searce	49.7	WU
7.			
8.			

EVENT: 200m

Place	Name	Time Ht./Dist.	School
1.	Greg Will	21.9	Lin
2.	Torrae Harry	22.0	WOSC
3.	Tom Mell	22.1	L&C
4.	Karl Findling	22.2	WOSC
5.	Greg Beery	22.6	L&C
6.	Tim Blamont	22.7	WOSC
7.			
8.			

EVENT: 100m

Place	Name	Time Ht./Dist.	School
1.	Tom Mell	10.6	L&C
2.	Torrae Harry	10.6	WOSC
3.	Rich Torquato	10.7	WU
4.	Greg Beery	10.8	L&C
5.	Brian Gilstrap	10.9	WU
6.	Kelly Ferrenburg	11.0	Lin
7.			
8.			

EVENT: 5000m

Place	Name	Time Ht./Dist.	School
1.	Mike Friess	14:47.2	Lin
2.	Joe Alward	14:57.8	Lin
3.	James Wyatt	14:59.5	Lin
4.	David Gilroy	15:01	WU
5.	Paul Yunker	15:20	WU
6.	Bob Frost	15:22.2	Lin
7.			
8.			

EVENT: 4x400 RELAY

Place	Name	Time Ht./Dist.	School
1.		3:19.2	WOSC
2.	Mark Young	3:19.4	GFC
3.	Dave Driesner	3:22.7	WU
4.	Dean Raan	3:24.0	NNC
5.	Adolphus Onua	3:24.3	Lin
6.		3:24.3	L&C
7.			
8.			

EVENT:

Place	Name	Time Ht./Dist.	School
1.			
2.			
3.			
4.			
5.			
6.			
7.			
8.			

EVENT:

Place	Name	Time Ht./Dist.	School
1.			
2.			
3.			
4.			
5.			
6.			
7.			
8.			

EVENT:

Place	Name	Time Ht./Dist.	School
1.			
2.			
3.			
4.			
5.			
6.			
7.			
8.			

EVENT:

Place	Name	Time Ht./Dist.	School
1.			
2.			
3.			
4.			
5.			
6.			
7.			
8.			

1985 DISTRICT CHAMPIONSHIPS

WOMEN

EVENT: 4x800 RELAY				EVENT: SPRINT MEDLEY RELAY			
Place	Name	Time Ht/Dist.	School	Place	Name	Time Ht/Dist.	School
1.		9:50.0	WOSC	1.		1:50.8	UP
2.		10:32.7	L&C	2.		1:51.9	Lin
3.		11:16.0	WU	3.		1:54.2	WU
4.				4.		1:54.8	SOSC
5.				5.		1:55.5	L&C
6.				6.		1:55.6	WOSC
7.				7.			
8.				8.			

EVENT: WOMEN'S LONG JUMP				EVENT:			
Place	Name	Time Ht/Dist.	School	Place	Name	Time Ht/Dist.	School
1.	Mary Dodson	17-0 1/4	SOSC	1.			
2.	Sharon Jensen	16-11 3/4	WOSC	2.			
3.	Shelly Woodside	16-10	Lin	3.			
4.	Pam Patrick	15-10 3/4	SOSC	4.			
5.	Sandy Duchow	15-10 1/2	L&C	5.			
6.	Chris Chua	14-6 3/4	NNC	6.			
7.				7.			
8.				8.			

EVENT: 3,000m				EVENT:			
Place	Name	Time Ht/Dist.	School	Place	Name	Time Ht/Dist.	School
1.	Ann Manning	9:33.6	UP	1.			
2.	Clare Krill	9:48.7	UP	2.			
3.	Kara Crisifulli	10:04.4	WU	3.			
4.	Kristy Johnston	10:08.4	UP	4.			
5.	Mary Hillenkamp	10:23.6	UP	5.			
6.	Julie Mullin	10:37.9	UP	6.			
7.				7.			
8.				8.			

EVENT: DISCUS				EVENT:			
Place	Name	Time Ht/Dist.	School	Place	Name	Time Ht/Dist.	School
1.	Wanda Strutko	140-3	L&C	1.			
2.	Paula Wittenberg	132-10	GFC	2.			
3.	Dabbie Garrison	127-10	SOSC	3.			
4.	Cyd McCormick	126-5	WOSC	4.			
5.	Paige Daugherty	118	L&C	5.			
6.	Torie Myers	115	Pac	6.			
7.				7.			
8.				8.			

EVENT: 10,000m				EVENT:			
Place	Name	Time Ht/Dist.	School	Place	Name	Time Ht/Dist.	School
1.	Molly Ostlund	37:41.1	UP	1.			
2.	Marilyn Fishback	40:05.9	WU	2.			
3.	Jenny Sanders	40:21.1	WU	3.			
4.	Tammy Jarolinek	41:26.3	WOSC	4.			
5.	Kathleen Welland	41:49.8	L&C	5.			
6.	Krista Dierks	42:04.0	WU	6.			
7.				7.			
8.				8.			

1985 DISTRICT CHAMPIONSHIPS
WOMEN

EVENT: 4 X 100 RELAY

Place	Name	Time Ht./Dist.	School
1.		49.2	UP
2.		49.7	Lin
3.		50.2	WOSC
4.		51.0	SOSC
5.		51.6	WU
6.		51.9	L&C
7.			
8.			

EVENT: 100 HURDLES

Place	Name	Time Ht./Dist.	School
1.	Lisa Jacobs	15.3	L&C
2.	Shelly Woodside	15.8	Lin
3.	Sarah Lowell	15.9	L&C
4.	Sharon Jensen	16.2	WOSC
5.	Gina Walker	17.6	SOSC
6.			
7.			
8.			

EVENT: 1500

Place	Name	Time Ht./Dist.	School
1.	Ann Manning	4:33.3	UP
2.	Kristy Johnston	4:46.1	UP
3.	Julie O'Leary	4:50.3	WOSC
4.	Mary Hillenkamp	4:53.6	UP
5.	Janet Mortensen	5:02.5	Lin
6.	Kelli Cammack	5:03.8	WU
7.			
8.			

EVENT: 400

Place	Name	Time Ht./Dist.	School
1.	Jeanette Blum	1:00.6	WU
2.	Radona Howard	1:04.7	WOSC
3.	Holly Duncan	1:06.5	NNC
4.			
5.			
6.			
7.			
8.			

EVENT: SHOT

Place	Name	Time Ht./Dist.	School
1.	Paige Daugherty	44' 3 1/4"	L&C
2.	Allyson Kendall	40' 7"	WOSC
3.	Debbie Garrison	38' 9 1/2"	SOSC
4.	Robyn Mann	37' 10 3/4"	L&C
5.	Paula Wittenberg	37' 8 1/4"	GFC
6.	Vickie Hissong	37' 3"	WOSC
7.			
8.			

EVENT: 100

Place	Name	Time Ht./Dist.	School
1.	Sheron Wegener	12.5	WOSC
2.	Carrie Pizer	12.6	UP
3.	Lisa Nichols	12.6	Lin
4.	Cathy Buhler	12.6	UP
5.	Cathy Seussell	12.7	WOSC
6.	Shana Galloway	12.8	NNC
7.			
8.			

EVENT: HIGH JUMP

Place	Name	Time Ht./Dist.	School
1.	Sue Woolsey	5' 3"	GFC
2.	Kathy Moore	5' 2"	Will
3.	Lisa Hertz	5' 0"	SOSC
4.	Tisha Steindie	4' 10"	L&C
5.	Kathleen Kincheloe	4' 10"	Lin
6.	Sandy Duchow	4' 10"	L&C
7.			
8.			

EVENT: 800

Place	Name	Time Ht./Dist.	School
1.	Julie Blum	2:15.3	WU
2.	Ann Manning	2:16.6	UP
3.	Kathy Healey	2:19.7	WOSC
4.	Kathryn O'Leary	2:20.3	WOSC
5.	Lisa Sieverling	2:20.3	Lin
6.	Megan Finaly	2:20.3	L&C
7.			
8.			

EVENT: JAVELIN

Place	Name	Time Ht./Dist.	School
1.	Sandy Bean	152' 9"	SOSC
2.	Regina Norris	149' 4"	Pac
3.	Cyd McCormick	143' 2"	WOSC
4.	Debbie Barnhurst	141' 7"	WOSC
5.	Karen Carpenter	120' 9"	NNC
6.			
7.			
8.			

EVENT: 400 HURDLES

Place	Name	Time Ht./Dist.	School
1.	Petra Johnson	1:03.1	Lin
2.	Ila Amos	1:04.7	SOSC
3.	Linda Brock	1:05.8	UP
4.	Lisa Jacobs	1:07.2	L&C
5.	Sharon Jensen	1:08.6	WOSC
6.	Malinda Carter	1:13.0	WOSC
7.			
8.			

1985 DISTRICT CHAMPIONSHIPS
WOMEN

EVENT:	5000	Time	
<u>Place</u>	<u>Name</u>	<u>Ht/Dist.</u>	<u>School</u>
1.	Clare Krill	16:58.8	UP
2.	Kara Crisifulli	17:30.0	WU
3.	Molly Ostlund	18:04.8	UP
4.	Julie Mullin	18:47.9	UP
5.	Laurie Underwood	19:31.0	L&C
6.	Jenny Sanders	19:32.7	WU
7.			
8.			

EVENT:		Time	
<u>Place</u>	<u>Name</u>	<u>Ht/Dist.</u>	<u>School</u>
1.			
2.			
3.			
4.			
5.			
6.			
7.			
8.			

EVENT:	200	Time	
<u>Place</u>	<u>Name</u>	<u>Ht/Dist.</u>	<u>School</u>
1.	Sharon Wegener	26.5	WOSC
2.	Carrie Pizer	26.6	UP
3.	Cathy Sewell	26.9	WOSC
4.	Cathy Buhler	27.1	UP
5.	Shana Galloway	27.2	NMC
6.	Laurie Hanson	NT	WOSC
7.			
8.			

EVENT:		Time	
<u>Place</u>	<u>Name</u>	<u>Ht/Dist.</u>	<u>School</u>
1.			
2.			
3.			
4.			
5.			
6.			
7.			
8.			

EVENT:	4 X 400 RELAY	Time	
<u>Place</u>	<u>Name</u>	<u>Ht/Dist.</u>	<u>School</u>
1.		3:59.4	Lin
2.		4:00.4	UP
3.		4:04.1	WOSC
4.		4:04.3	WU
5.		4:07.3	SOSC
6.			
7.			
8.			

EVENT:		Time	
<u>Place</u>	<u>Name</u>	<u>Ht/Dist.</u>	<u>School</u>
1.			
2.			
3.			
4.			
5.			
6.			
7.			
8.			

EVENT:		Time	
<u>Place</u>	<u>Name</u>	<u>Ht/Dist.</u>	<u>School</u>
1.			
2.			
3.			
4.			
5.			
6.			
7.			
8.			

EVENT:		Time	
<u>Place</u>	<u>Name</u>	<u>Ht/Dist.</u>	<u>School</u>
1.			
2.			
3.			
4.			
5.			
6.			
7.			
8.			

EVENT:		Time	
<u>Place</u>	<u>Name</u>	<u>Ht/Dist.</u>	<u>School</u>
1.			
2.			
3.			
4.			
5.			
6.			
7.			
8.			

EVENT:		Time	
<u>Place</u>	<u>Name</u>	<u>Ht/Dist.</u>	<u>School</u>
1.			
2.			
3.			
4.			
5.			
6.			
7.			
8.			

**MEN'S OUTDOOR
TRACK & FIELD**

34TH ANNUAL—1985 MEN'S DIVISION

TEAM STANDINGS

1. Azusa Pacific CA	94	21. West Virginia State	8.66	Harding AR	4
2. Wayland Baptist TX	76	22. Dickinson State ND	8	Jamestown ND	4
3. Point Loma Nazarene CA	42	Hillsdale MI	8	Lewis & Clark OR	4
4. Wisconsin-Parkside	37	Lubbock Christian TX	8	Oklahoma Baptist	4
5. Pittsburg State KS	36	Simon Fraser CAN	8	Ouachita Baptist AR	4
6. Adams State CO	33.33	Taylor IN	8	Park MO	4
7. Prairie View TX	29	27. McMurry TX	7	46. Arkansas-Monticello	3
8. Western State CO	26.5	28. Arkansas Tech	6	47. Oklahoma Christian	2.5
9. Northwood Institute MI	23	East Central OK	6	48. Berry GA	2
10. Concordia NE	20	Kearney State NE	6	Graceland IA	2
Southern Arkansas	20	Missouri Baptist	6	Henderson State AR	2
12. Fort Hays State KS	16	Pacific Lutheran WA	6	Linfield OR	2
13. California Lutheran	14	Tarkio MO	6	Malone OH	2
Doane NE	14	34. Southwestern KS	5	Southern Utah	2
Moorhead State MN	14	Western Oregon	5	Wisconsin-Eau Claire	2
Southern Colorado	14	36. Austin College TX	4	55. Aquinas MI	1
17. Manchester IN	10	Belmont TN	4	Bethany KS	1
Puget Sound WA	10	Berea KY	4	Siena Heights MI	1
Saginaw Valley MI	10	Cedarville OH	4	Spring Arbor MI	1
20. Western Washington	9				

INDIVIDUAL RESULTS

100-METER DASH

1. Innocent Egbunike, Azusa Pacific CA, 10.33
2. Aaron Lang, Pittsburg State KS, 10.54
3. Kenneth Ross, Southern Colorado, 10.57
4. Scott Ferguson, Prairie View TX, 10.66
5. Donnie Harris, Azusa Pacific CA, 10.67
6. Greg Williams, Henderson State AR, 10.70

200-METER DASH

1. Innocent Egbunike, Azusa Pacific CA, 20.57
2. Devon Morris, Wayland Baptist TX, 21.22
3. Aaron Lang, Pittsburg State KS, 21.23
4. Kevin McGehee, Oklahoma Baptist, 21.62
5. Kenneth Ross, Southern Colorado, 21.68
6. Greg Williams, Henderson State AR, 21.76

110-METER HIGH HURDLES

1. Dale Washington, Northwood Institute MI, 14.13
2. Robbie Butler, Point Loma Nazarene CA, 14.21
3. Chris Branham, Point Loma Nazarene CA, 14.51
4. Cary Hall, Ouachita Baptist AR, 14.51
5. Scott Taylor, Austin College TX, 14.57
6. Brian Arnold, Azusa Pacific CA, 14.58

400-METER HURDLES

1. Brian Arnold, Azusa Pacific CA, 51.15
2. Dewitt Hale, West Virginia State, 51.17
3. Dennis Moore, Wayland Baptist TX, 51.41
4. Anthony Leaks, Missouri Baptist, 51.42
5. Paul Webb, Azusa Pacific CA, 52.65
6. Darrow Smith, Spring Arbor MI, 53.02

400-METER DASH

1. Devon Morris, Wayland Baptist TX, 45.25
2. Moses Ugbisie, Wayland Baptist TX, 45.74
3. Sammy Epps, Southern Arkansas, 45.98
4. Russell Mitchell, Southern Arkansas, 46.52
5. Albert Hatcher, McMurry TX, 47.10
6. Patrick Nwanguzo, Wayland Baptist TX, 47.26

800-METER RUN

1. Gregg Larson, Doane NE, 1:50.29
2. Kenrick Williams, Lubbock Christian TX, 1:50.90
3. Russ Cole, Pacific Lutheran WA, 1:51.71
4. Ernest Bell, Prairie View TX, 1:51.74
5. Brent Fowler, Oklahoma Christian, 1:52.21
6. Peter Scott, Wayland Baptist TX, 1:52.49

1500-METER RUN

1. John Alin, Moorhead State MN, 3:49.21
2. Eduardo Navas, Western State CO, 3:49.25
3. Rich Genson, Saginaw Valley MI, 3:49.57
4. Rob Moore, Cedarville OH, 3:49.75
5. David Materne, Berry GA, 3:49.76
6. Mark Steward, Adams State CO, 3:50.48

5000-METER RUN

1. Robbie Hipwood, Adams State CO, 14:34.61
2. Robert Ferguson, Adams State CO, 14:36.28
3. Timothy Renzelmann, Wisconsin-Parkside, 14:43.33
4. Jeff Sanchez, Western State CO, 14:48.74
5. Troy Ouellette, Saginaw Valley MI, 14:55.08
6. Daniel Stublaski, Wisconsin-Parkside, 14:56.39

10,000 METER RUN

1. Tomas Andersson, Point Loma Nazarene CA, 30:00.26
2. Timothy Renzelmann, Wisconsin-Parkside, 30:01.10
3. Dave Cuadrado, Adams State CO, 30:09.32
4. Jeff Sanchez, Western State CO, 30:12.13
5. Michael Friess, Linfield OR, 30:30.28
6. Rick Roybol, Adams State CO, 30:39.00

STEEPLECHASE

1. Dennis Leck, Western State CO, 8:55.52
2. Bill Dent, Dickinson State ND, 9:11.17
3. Ken Woodard, Adams State CO, 9:13.13
4. Fritz Busch, Doane NE, 9:14.03
5. Mike Hamm, Kearney State NE, 9:16.14
6. John Detro, Siena Heights MI, 9:17.04

10,000-METER WALK

1. Andrew Kaestner, Wisconsin-Parkside, 45:29.64
2. Allen James, Western Washington, 47:50.68
3. Michael Rohl, Wisconsin-Parkside, 49:41.86
4. Stephen Taylor, Berea KY, 50:35.10
5. John Hokanson, Wisconsin-Eau Claire, 52:18.90
6. Andy Mousseau, Aquinas MI, 54:08.01

MARATHON

1. Jim Bob Cairns, Puget Sound WA, 2:21:08.22
2. Chris Spitz, California Lutheran, 2:26:09.69
3. Theodore Miller, Wisconsin-Parkside, 2:27:07.80
4. David McCracken, Belmont TN, 2:27:51.45
5. Jeff Pope, Arkansas-Monticello, 2:28:29.94
6. Mark Ruggles, Southwestern KS, 2:28:48.99

1972	Billings, MT	North Carolina Central	68	Dallas Baptist TX	51
1973	Arkadelphia, AR	Texas Southern	81	Eastern New Mexico	55
1974	Arkadelphia, AR	Eastern New Mexico	67	Southern California C.	58
1975	Arkadelphia, AR	Southeastern Louisiana	68	Eastern New Mexico	63
1976	Arkadelphia, AR	Eastern New Mexico	56	Northwestern Louisiana	52
1977	Arkadelphia, AR	Jackson State MS	56	Adams State CO	31
1978	Abilene, TX	Texas Southern	67	Adams State CO	42
1979	Abilene, TX	Texas Southern	87	Abilene Christian TX	53
1980	Abilene, TX	Mississippi Valley	66	Abilene Christian TX	61
1981	Houston, TX	Mississippi Valley	62	Texas Southern	59
1982	Charleston, WV	Abilene Christian TX	80	Azusa Pacific CA	64
1983	Charleston, WV	Azusa Pacific CA	94	Saginaw Valley MI	36
1984	Charleston, WV	Azusa Pacific CA	93	Saginaw Valley MI	77
1985	Hillsdale, MI	Azusa Pacific CA	94	Wayland Baptist TX	76

ALL-TIME TEAM CHAMPIONSHIPS

Texas Southern	5	Eastern New Mexico	2	Jackson State MS	1
Abilene Christian TX	4	Mississippi Valley	2	Maryland State	1
Azusa Pacific CA	3	Prairie View TX	2	North Carolina Central	1
Occidental CA	3	Winston-Salem NC	2	South Dakota State	1
Southern-Baton Rouge LA	3	Emporia State KS	1	Southeastern Louisiana	1
Eastern Michigan	2				

ALL-TIME INDIVIDUAL CHAMPIONSHIPS

Texas Southern	40	Concordia NE	5	Oklahoma Baptist	3
Southern-Baton Rouge LA	30	Howard Payne TX	5	Oregon College	3
Azusa Pacific CA	29	Morgan State MD	5	Pittsburg State KS	3
Prairie View TX	27	Northeast Louisiana	5	Tarleton State TX	3
Abilene Christian TX	25	Point Loma Nazarene CA	5	Washburn KS	3
North Carolina Central	21	St. Cloud State MN	5	West Texas State	3
Emporia State KS	20	U.S. International CA	5	Belmont TN	2
Eastern New Mexico	16	Westmont CA	5	Cameron OK	2
Fort Hays State KS	14	Willamette OR	5	Central Connecticut	2
Eastern Washington	13	Arkansas Tech	4	Cumberland KY	2
Wisconsin-Parkside	12	Hillsdale MI	4	David Lipscomb TN	2
Angelo State TX	11	Nebraska-Omaha	4	Fayetteville State NC	2
Occidental CA	11	Pepperdine CA	4	Fresno Pacific CA	2
Mississippi Valley State	9	Southern California College	4	Graceland IA	2
Oklahoma Christian	9	Southern Oregon	4	Harding AR	2
Redlands CA	9	Southeast Louisiana	4	Henderson State AR	2
South Dakota State	9	Southwest Texas State	4	Humboldt State CA	2
East Texas State	8	Stephen F. Austin TX	4	Idaho State	2
Eastern Michigan	8	Texas A&I	4	Malone OH	2
Jackson State MS	8	Western Illinois	4	Oregon Tech	2
Wayland Baptist TX	8	Alcorn State MS	3	Ottawa KS	2
Maryland State	7	Arkansas AM&N	3	Sam Houston State TX	2
Pacific Lutheran WA	7	Bethel KS	3	Seattle Pacific WA	2
Saginaw Valley MI	7	Delta State MS	3	Southern Arkansas	2
Tennessee State	7	Doane NE	3	Southwestern Louisiana	2
Whitworth WA	7	Eastern Illinois	3	Southwestern KS	2
Winston-Salem NC	7	Fisk TN	3	Texas College	2
Adams State CO	6	Florida A&M	3	Texas Western	2
Kearney State NE	6	Grambling LA	3	Virginia State	2
McMurry TX	6	Lamar Tech TX	3	Western Washington	2
Pembroke State NC	6	Lincoln MO	3	Whittier CA	2
Simon Fraser CAN	6	Mankato State MN	3	William Jewell MO	2
Biola CA	5	Northwood Institute MI	3	Wisconsin-Stevens Point	2

The following institutions each have had one championship: Adelphi NY; Arizona State; Arkansas-Monticello; Arkansas Teachers; Aquinas MI; Baptist SC; Bemidji State MN; Bethany KS; Boston State MA; Cal Poly-SLO; Chicago State IL; Dillard LA; East Tennessee State; Edinboro State PA; Ferris State MI; George Fox OR; Hamline MN; Hampton Institute VA; Illinois Normal; Indiana PA; Jamestown ND; John Brown AR; Johnson C. Smith NC; Kentucky State; LaVerne CA; Langston OK; Linfield OR; Loras IA; Luther IA; Manchester IN; Marymount KS; McPherson KS; Monmouth NJ; Moorhead State MN; Morehouse GA; North Dakota State; North Texas State; Northern Arizona; Northern Illinois; Northern Michigan; Northwest Nazarene ID; Northwestern IA; Ozarks, School of MO; Panhandle State OK; Pasadena CA; Portland State OR; Puget Sound WA; Southern Colorado; Southern Utah; Spring Arbor MI; Sul Ross TX; Taylor IN; Troy State AL; Wayne State NE; Western State CO; Whitman WA; Wisconsin-Eau Claire; Wisconsin-LaCrosse; Wisconsin-River Falls; Wisconsin-Superior.

INDIVIDUAL CHAMPIONSHIPS, 1 Year

FIVE TITLES

Southern-Baton Rouge LA, 1966
Prairie View TX, 1969
North Carolina Central, 1972
Azusa Pacific CA, 1983
Azusa Pacific CA, 1984
Azusa Pacific CA, 1985

FOUR TITLES

Occidental CA, 1957
Texas Southern, 1962, 1967

FOUR TITLES

Maryland State, 1963
North Carolina College, 1964
Southern-Baton Rouge LA, 1965
Eastern New Mexico, 1974, 1976
Southern California College, 1974
Southeastern Louisiana, 1975
Jackson State MS, 1977
Wayland Baptist TX, 1985

COACHES-OF-THE-YEAR

1965 Dick Hill, Southern-Baton Rouge LA
 1966 Stan Wright, Texas Southern
 1967 Bob Cole, Southwestern Louisiana
 1968 Charlie Foster, Kearney State NE
 1969 Hoover Wright, Prairie View TX
 1970 Hoover Wright, Prairie View TX
 1971 Bob Parks, Eastern Michigan
 1972 LeRoy Walker, North Carolina Central
 1973 Dave Bethany, Texas Southern
 1974 Dave Bethany, Texas Southern
 1975 Bill Silverberg, Eastern New Mexico

1976 Bill Silverberg, Eastern New Mexico
 1977 Joe Vigil, Adams State CO
 1978 Don Hood, Abilene Christian TX
 1979 Alex Francis, Fort Hays State KS
 1980 Marvin Mardock, Azusa Pacific CA
 1981 Jack Hazen, Malone OH
 1982 Terry Franson, Azusa Pacific CA
 1983 Terry Franson, Azusa Pacific CA
 1984 Terry Franson, Azusa Pacific CA
 1985 Terry Franson, Azusa Pacific CA

NATIONAL MEET RECORDS

* Electronic
 + Hand

100-Meter Dash

* Innocent Egbunike, Azusa Pacific CA, 1984
 + Oliver Ford, Southern-Baton Rouge LA, 1968

200-Meter Dash

* Innocent Egbunike, Azusa Pacific CA, 1985
 + Larry Black, North Carolina Central, 1972

400-Meter Dash

* Devon Morris, Wayland Baptist TX, 1985

800-Meter Run

* Evans White, Prairie View TX, 1979

1500-Meter Run

* Mike Boit, Eastern New Mexico, 1976

5000-Meter Run

* John Muthama, Bethel KS, 1976

10,000-Meter Run

* Sam Montoya, Adams State CO, 1984

METERS

10.15
 10.0

20.57
 20.0

45.25

1:47.02

3:44.88

14:04.44

29:22.4

YARDS100-Yard Dash

+ Bob Hayes, Florida A&M, 1961(p);
 + Ernest Haynes, Texas A&I, 1969(p);
 + Willie McGee, Alcorn State MS, 1970

220-Yard Dash

+ Jimmy Hines, Texas Southern, 1967

440-Yard Dash

+ Theron Lewis, Southern-Baton Rouge LA, 1966

880-Yard Run

* Mike Boit, Eastern New Mexico, 1973

Mile Run

+ Tommy Fulton, Texas Southern, 1973

Three-Mile Run

+ Van Nelson, St. Cloud State MN, 1967

Six-Mile Run

+ Phillip Ndoo, Eastern New Mexico, 1974

9.3

20.3

45.2

1:47.7

3:57.8

13:29.7

27:56.9

110-Meter Hurdles

* Steve Parker, Abilene Christian TX, 1982 13.88
 + Rodney Milburn, Southern-Baton Rouge LA 1972 13.5

400-Meter Hurdles

* Ed Brown, Saginaw Valley MI, 1984 50.05

3,000-Meter Steeplechase

* Kregg Einspahr, Concordia NE, 1981 8:45.69
 + John Kebiro, Eastern New Mexico, 1976 8:45.6

10,000-Meter Walk

* Ray Sharp, Wisconsin-Parkside, 1981 43:31.23

4 x 100 Meter Relay

* Wayland Baptist TX, 1985 40.02
 (Morris Egon, Alrick Munroe, Dennis Moore, Devon Morris)

4 x 400 Meter Relay

* Mississippi Valley State, 1981 3:05.40
 (Nathaniel Sloan, Eugene Sanders, Randy Dixon, Larry White)

Marathon

+ Jim Bob Cairns, Puget Sound WA, 1985 2:21.08.22

120-Yard High Hurdles

+ Charles Foster, North Carolina Central, 1974 13.4

440-Yard Hurdles

+ Corey Bouyer, Ferris State MI, 1970 50.9

Two-Mile Walk

+ Jim Bean, Oregon College, 1973 14:30.0

440-Yard Relay

* Southeastern Louisiana, 1975 40.05
 (Gregg Lawrence, Isiah Douglas, Wayne Harby, Ralph Smith)
 + North Carolina Central, 1972 39.5
 (Charles Foster, Jeff Horsley, Larry Black, Julius Sang)

Mile Relay

* Jackson State MS, 1977 3:07.82
 (Dennis Ducksworth, Alvin Jackson, Rickey Myles, Earl Thomas)
 + North Carolina Central, 1972 3:04.8
 (Melvin Bassett, Robert Ouko, Julius Sang, Larry Black)

400-METER DASH

1952 George Adrian, Abilene Christian TX, 47.8*
1953 George Adrian, Abilene Christian TX, 47.9*
1954 Henry Thompson, Emporia State KS, 49.1*
1955 Bob Perkins, Lincoln MO, 48.6*
1956 Bob Perkins, Lincoln MO, 47.4
1957 Bob McMurray, Morgan State MD, 46.7*
1958 John Zetzman, Occidental CA, 47.4*
1959 Nick Ellis, Morgan State MD, 46.8*
1960 William Miller, Southern LA, 47.0
1961 Walter Johnson, North Carolina College, 46.3*
1962 Ray Saddler, Texas Southern, 49.6*
1963 Lester Milburn, Texas Southern, 46.7*
1964 Don Owens, Grambling LA, 46.6
1965 Theron Lewis, Southern LA, 46.6*
1966 Theron Lewis, Southern LA, 45.2*
1967 Vince Matthews, Johnson C. Smith NC, 45.4*
1968 Hal Francis, Arkansas AM&N, 45.6
1969 Fred Newhouse, Prairie View TX, 46.6*

1970 Fred Newhouse, Prairie View TX, 46.4*
1971 Alvin Dotson, Prairie View TX, 46.4*
1972 James Redd, Southern LA, 45.8
1973 Bobby Coleman, Stephen F. Austin TX, 46.5*
1974 Mike Singletary, Southern California C., 46.3*
1975 Ronald Ray, North Carolina Central, 46.04
1976 Charles Oliver, Troy State AL, 45.74
1977 Dennis Ducksworth, Jackson State MS, 46.67
1978 Fred Taylor, Texas Southern, 46.90
1979 Fred Taylor, Texas Southern, 45.4
1980 Kevin Jones, Northwood Institute MI, 45.74
1981 Eugene Sanders, Mississippi Valley, 45.38
1982 Eugene Sanders, Mississippi Valley, 46.02
1983 Willie Hudson, Alcorn State MS, 46.08
1984 Sammy Epps, Southern Arkansas, 46.46
1985 Devon Morris, Wayland Baptist TX, 45.25
*440 yards

800-METER RUN

1952 Leslie Fambrough, Howard Payne TX, 1:53.7*
1953 Ben Moring, Seattle Pacific WA, 1:54.1*
1954 Ben Moring, Seattle Pacific WA, 1:52.3*
1955 Billy Tidwell, Emporia State KS, 1:53.7*
1956 Billy Tidwell, Emporia State KS, 1:49.1
1957 Larry Wray, Occidental CA, 1:51.9*
1958 Ted Nelson, Mankato State MN, 1:51.8*
1959 Bert Ohlander, Western Illinois, 1:52.5*
1960 Ted Nelson, Mankato State MN, 1:49.7
1961 Major Adams, Texas Southern, 1:50.8*
1962 Gerald Cound, Arkansas Teachers, 1:51.3*
1963 Gary Wilson, Oklahoma Baptist, 1:51.4*
1964 Gary Wilson, Oklahoma Baptist, 1:49.5
1965 Willie McCoy, Alcorn State MS, 1:52.5*
1966 George Hunt, Texas Southern, 1:48.6*
1967 Robert Johnson, Southern LA, 1:50.1
1968 Earl Goldman, Arkansas AM&N, 1:48.6
1969 Felix Johnson, Prairie View TX, 1:50.3*

1970 Musa Dogonyaro, Biola CA, 1:50.9*
1971 Musa Dogonyaro, Biola CA, 1:50.7*
1972 Robert Ouko, North Carolina Central, 1:48.5
1973 Mike Boit, Eastern New Mexico, 1:47.7*
1974 Ray Geter, Prairie View TX, 1:48.5*
1975 Mike Boit, Eastern New Mexico, 1:48.01
1976 Mike Boit, Eastern New Mexico, 1:47.71
1977 Evans White, Prairie View TX, 1:47.39
1978 Evans White, Prairie View TX, 1:47.77
1979 Evans White, Prairie View TX, 1:47.02
1980 Herman Sanders, Mississippi Valley, 1:48.53
1981 Joel Ngetich, Wayland Baptist TX, 1:47.76
1982 Joel Ngetich, Wayland Baptist TX, 1:47.77
1983 Darren Harsin, Doane NE, 1:49.48
1984 Billy Konchellah, Wayland Baptist TX, 1:47.80
1985 Gregg Larson, Doane NE, 1:50.29
*880 yards

1500-METER RUN

1952 Javier Montez, Texas Western, 4:13.4*
1953 Russell Nash, South Dakota State, 4:23.7*
1954 Jack Pearson, South Dakota State, 4:20.1*
1955 Billy Tidwell, Emporia State KS, 4:14.2*
1956 Billy Tidwell, Emporia State KS, 3:51.3
1957 Ty Hadley, Occidental CA, 4:09.4*
1958 Dan Ryan, Western Illinois, 4:10.6*
1959 Paul Whiteley, Emporia State KS, 4:11.2*
1960 Gonazlo Javier, Emporia State KS, 3:52.8
1961 Bill Kozar, Western Illinois, 4:13.2*
1962 John Camien, Emporia State KS, 4:09.7*
1963 John Camien, Emporia State KS, 4:04.3*
1964 John Camien, Emporia State KS, 3:48.3
1965 John Camien, Emporia State KS, 4:10.1*
1966 Van Nelson, St. Cloud State MN, 4:09.5*
1967 John Mason, Fort Hays State KS, 4:07.3*
1968 John Mason, Fort Hays State KS, 3:46.5
1969 Dennis Savage, Westmont CA, 4:06.8*

1970 Dennis Savage, Westmont CA, 4:05.2*
1971 Bob Maplestone, Eastern Washington, 4:06.7*
1972 Bob Maplestone, Eastern Washington, 3:45.9
1973 Tommy Fulton, Texas Southern, 3:57.8*
1974 Mike Boit, Eastern New Mexico, 4:02.2*
1975 Mike Boit, Eastern New Mexico, 4:04.30
1976 Mike Boit, Eastern New Mexico, 3:44.88
1977 Scott McMillian, Adams State CO, 3:45.47
1978 Steve Hills, Northwest Nazarene ID, 3:45.13
1979 Jeff Moody, Pembroke State NC, 3:50.1
1980 Michael Watson, Jackson State MS, 3:46.86
1981 Michael Watson, Jackson State MS, 3:47.44
1982 Mike Duran, Southern Colorado, 3:46.46
1983 Alec Ritchie, Simon Fraser CAN, 3:46.06
1984 Michael Michno, Hillsdale MI, 3:52.01
1985 John Alin, Moorhead State MN, 3:49.21
*One-mile run

5000-METER RUN

1952 Javier Montez, Texas Western, 9:24.8+
1953 Allen Feist, Fort Hays State KS, 9:47.6+
1954 Clayton Scott, Kearney State NE, 9:36.3+
1955 Clayton Scott, Kearney State NE, 9:28.4+
1956 Dave Peterson, South Dakota State, 15:12.6
1957 John Kerr, Occidental CA, 9:19.5+
1958 Don Sheppard, Howard Payne TX, 9:05.5+
1959 Paul Whiteley, Emporia State KS, 9:06.0+
1960 Ian Stewart, Lamar Tech TX, 14:51.3
1961 Ian Stewart, Lamar Tech TX, 14:18.7*
1962 Jim Keefe, Central Connecticut, 14:11.4*
1963 Jim Keefe, Central Connecticut, 14:01.3*
1964 John Camien, Emporia State KS, 14:25.0
1965 Lloyd Burson, Western New Mexico, 13:45.8*
1966 Van Nelson, St. Cloud State MN, 13:51.0*
1967 Van Nelson, St. Cloud State MN, 13:29.7*
1968 David Ellis, Eastern Michigan, 14:25.6
1969 David Ellis, Eastern Michigan, 13:55.2*

1970 Rex Maddaford, Eastern New Mexico, 13:56.3*
1971 Gordon Minty, Eastern Michigan, 13:46.3*
1972 Tommy Fulton, Texas Southern, 14:35.8
1973 Tommy Fulton, Texas Southern, 13:33.3*
1974 Mike Boit, Eastern New Mexico, 13:35.5*
1975 John Muthama, Bethel KS, 13:40.47
1976 John Muthama, Bethel KS, 14:04.44
1977 John Muthama, Bethel KS, 14:08.46
1978 Garry Henry, Pembroke State NC, 14:23.25
1979 Sammy Maritim, Azusa Pacific CA, 14:24.6
1980 Sammy Maritim, Azusa Pacific CA, 14:34.19
1981 Dave Finnestad, Malone OH, 14:33.80
1982 Garry Henry, Pembroke State NC, 14:13.05
1983 Mike Maraun, Simon Fraser CAN, 14:16.78
1984 Sam Montoya, Adams State CO, 14:12.37
1985 Robbie Hipwood, Adams State CO, 14:34.61
+Two-mile run *Three-mile run

400-METER HURDLES

1952 Burl McCoy, Abilene Christian TX, 55.6
1953 Bill Johnson, Pepperdine CA, 53.9
1954 Truman Medders, Panhandle State OK, 53.4
1955 Bob Gerdeman, Nebraska-Omaha, 53.3
1956 Jack Shopshire, Abilene Christian TX, 53.7*
1957 Dave Klicker, Whitman WA, 53.1*
1958 Francis Washington, Winston-Salem NC, 51.5*
1959 Elias Gilbert, Winston-Salem NC, 53.6*
1960 Dick Watson, Texas A&I, 51.7
1961 Russell Rogers, Maryland State, 52.6*
1962 Russell Rogers, Maryland State, 51.9*
1963 Russell Rogers, Maryland State, 51.5*
1964 Andrew McCray, North Carolina College, 51.4
1965 David Bonds, McMurry TX, 53.2*
1966 Robert Burles, Williamette OR, 53.7*
1967 Jesse Ball, Prairie View TX, 51.0*
1968 Jeff Bennett, Oklahoma Christian, 51.3
1969 Jesse Ball, Prairie View TX, 51.8

1970 Corey Bouyer, Ferris State MI, 50.9*
1971 T.C. Minor, Prairie View TX, 51.1*
1972 Melvin Bassett, North Carolina Central, 50.5
1973 Doug Odell, Occidental CA, 51.2*
1974 Carl Stevenson, Southern LAA, 51.6*
1975 Doug Odell, Occidental CA, 51.24
1976 Charles Whigham, Texas Southern, 50.45
1977 Ronnie Gainey, Angelo State TX, 51.71
1978 James McCraney, Southern LA, 52.14
1979 James Baldwin, Texas Southern, 51.3
1980 James Baldwin, Texas Southern, 50.48
1981 Ed Brown, Saginaw Valley MI, 50.96
1982 Ed Brown, Saginaw Valley MI, 50.36
1983 Ed Brown, Saginaw Valley MI, 50.09
1984 Ed Brown, Saginaw Valley MI, 50.05
1985 Brian Arnold, Azusa Pacific CA, 51.15
*440-yard hurdles

LONG JUMP

1952 Don Covey, North Texas State, 22-9 1/2
1953 Don Freichs, Mankato State MN, 23-7 3/8
1954 Wilbur Wilson, Virginia State, 24-8 5/8
1955 Ray White, Eastern Illinois, 23-11 3/4
1956 Jim Howard, Dillard LA, 24-2 1/2
1957 Jim Gamble, Prairie View TX, 24-9
1958 Jim Baird, East Texas State, 24-4 3/4
1959 Jim Baird, East Texas State, 25-3 1/4
1960 Ralph Boston, Tennessee State, 25-7 1/4
1961 Ralph Boston, Tennessee State, 25-6 1/2
1962 Bill Miller, McMurry TX, 24-2 3/4
1963 Bill Miller, McMurry TX, 26-2 3/4
1964 Norman Tate, North Carolina College, 24-2 3/4
1965 Norman Tate, North Carolina College, 24-2 3/4
1966 Dickie Gray, Oklahoma Christian, 24-2 3/4
1967 Freddie Fox, McMurry TX, 24-0 3/4
1968 Jerry Proctor, Redlands CA, 26-1 1/2 w

1969 Jerry Proctor, Redlands CA, 25-6 3/4
1970 Jerry Proctor, Redlands CA, 25-8 1/4
1971 Joshua Owusu, Angelo State TX, 25-6
1972 Joshua Owusu, Angelo State TX, 25-6 1/2
1973 David Boyd, Fisk TN, 25-3 1/4
1974 Joshua Owusu, Angelo State TX, 26-6 1/2
1975 Moise Pomaney, Howard Payne TX, 24-9
1976 Jesse Beard, School of the Ozarks MO, 7.59(24-11)
1977 Carl Williams, Abilene Christian TX, 7.62(25-0)
1978 Carl Williams, Abilene Christian TX, 8.26(27-1 1/4)w
1979 Carl Williams, Abilene Christian TX, 8.08(26-6 1/4)w
1980 Carl Hanns, Cumberland KY, 7.71(25-3 1/2)
1981 Britt Courville, Texas Southern, 7.88(25-10 1/4)
1982 Greg Johnson, Abilene Christian TX, 7.46(24-5 1/2)
1983 Aaron Sampson, Southern Utah State, 7.81(25-7 1/2)
1984 Sammy Epps, Southern Arkansas, 7.59(24-11)
1985 Russell Mitchell, Wayland Baptist TX, 7.47(24-6 1/4)

TRIPLE JUMP

1959 Godfrey Moore, Winston-Salem NC, 48-2 1/4
1960 Godfrey Moore, Winston-Salem NC, 47-5
1961 Ralph Boston, Tennessee State, 48-10 3/4
1962 Arthur Walker, Morehouse GA, 48-0 1/2
1963 Charlie Mays, Maryland State, 47-8 3/4
1964 Norman Tate, North Carolina College, 51-9
1965 Norman Tate, North Carolina College, 49-0
1966 Willie Owens, Southern LA, 47-4 1/4
1967 John Craft, Eastern Illinois, 49-2 1/2
1968 Henry Granger, Pittsburg State KS, 49-0 1/2
1969 John Craft, Eastern Illinois, 52-2 1/2
1970 Don Warren, Northeastern Louisiana, 51-2
1971 Joshua Owusu, Angelo State TX, 50-9 1/4
1972 Marvin Hill, Southern LA, 50-11 3/4

1973 Joshua Owusu, Angelo State TX, 53-0
1974 Joshua Owusu, Angelo State TX, 52-10 1/2
1975 Moise Pomaney, Howard Payne TX, 52-7
1976 J.O. Amoah, Eastern New Mexico, 15.52(50-11)
1977 Moise Pomaney, Howard Payne TX, 15.65(51-4 1/4)
1978 Vic White, Eastern Washington, 15.35(50-4 1/4)
1979 Cary Tyler, Biola CA, 16.32(53-6 1/2)
1980 Vic White, Eastern Washington, 16.05(52-8)
1981 Cary Tyler, Biola CA, 16.32(53-6 1/2)
1982 David McFadgen, Virginia State, 16.19(53-1 1/2)
1983 Tommy Stewart, Whitworth WA, 15.33(50-3 1/2)
1984 Edward Williams, Prairie View TX, 16.28(53-5)
1985 Edward Williams, Prairie View TX, 15.79(51-9 3/4)

SHOT PUT

1952 Palmer Retzlaff, South Dakota State, 48-9 7/8
1953 Palmer Retzlaff, South Dakota State, 50-8 1/2
1954 Virgil Elwess, Pepperdine CA, 52-8
1955 Ray Burrus, West Texas State, 51-7 3/4
1956 Ray Burrus, West Texas State, 53-11
1957 Gerald Blansitt, East Texas State, 50-2
Bill Lutjens, South Dakota State, 50-2
1958 Glen Johnson, Occidental CA, 53-7
1959 Dick Verdon, Redlands CA, 54-5 1/2
1960 Dick Verdon, Redlands CA, 54-2 1/2
1961 Tony Conkle, LaVerne CA, 55-7 1/2
1962 Dick Jackson, Southern LA, 54-7 3/4
1963 David Price, U.S. International CA, 59-4 1/2
1964 Lee Johnson, Redlands CA, 58-5
1965 David Price, U.S. International CA, 62-9 3/4
1966 Lee Johnson, Redlands CA, 57-0
1967 Al Feuerbach, Emporia State KS, 56-2 1/4
1968 James Bagby, Prairie View TX, 57-7

1969 James Bagby, Prairie View TX, 55-11 3/4
1970 Al Feuerbach, Emporia State KS, 61-4 3/4
1971 Erich Hardaway, Sul Ross State TX, 58-8 3/4
1972 Doyle Kenady, Oregon College, 57-7 1/2
1973 Sid Gilzow, Southwest Texas State, 58-1 1/2
1974 Don Tutti, Southern California C., 59-0 1/2
1975 Tommy Claerner, Howard Payne TX, 58-7 3/4
1976 Jim Howard, Westmont CA, 17.15(56-3 1/4)
1977 Paul White, Arkansas Tech, 18.57(60-11 1/2)
1978 Frank Gross, Adams State CO, 19.23(63-1)
1979 Paul White, Arkansas Tech, 18.56(60-10 3/4)
1980 Harold Ledet, Angelo State TX, 18.58(60-11 1/2)
1981 Bob Urey, Malone OH, 18.32(60-1 1/4)
1982 Mike Manders, Hamline MN, 18.60(61-0 1/4)
1983 Flip Jones, David Lipscomb TN, 17.45(57-3)
1984 Flip Jones, David Lipscomb TN, 17.57(57-7 3/4)
1985 Chris Rusher, Northwood MI, 17.29(56-8 3/4)

HAMMER THROW

1968 August Zilincar, Monmouth NJ, 196-7	1977 Danny Neugent, Oklahoma Christian, 52.18(171-3)
1969 Jack Panzica, Adelphi NY, 186-3	1978 Harold Willers, Simon Fraser CAN, 55.55(181-11)
1970 John Smiley, Eastern Michigan, 162-8	1979 Harold Willers, Simon Fraser CAN, 59.94(196-8)
1971 John Smiley, Eastern Michigan, 167-3	1980 Harold Willers, Simon Fraser CAN, 59.56(195-5)
1972 Jim Neugent, Oklahoma Christian, 194-4	1981 Doug Barnett, Azusa Pacific CA, 62.60(205-4)
1973 Murray Keating, Simon Fraser CAN, 200-11	1982 Doug Barnett, Azusa Pacific CA, 68.84(225-10)
1974 Tom Carr, Aquinas MI, 164-4	1983 Roger Axelsson, Point Loma CA, 60.82(199-6)
1975 Rusty Price, Southeastern Louisiana, 170-9	1984 Christian Okoye, Azusa Pacific CA, 62.96(206-7)
1976 Ken Brown, Biola CA, 52.30(171-7)	1985 Phil Mann, Azusa Pacific CA, 67.70(221-1)

DECATHLON

1969 Jeff Bennett, Oklahoma Christian, 7551	1978 Bill Waters, Point Loma CA, 7288
1970 Jeff Bennett, Oklahoma Christian, 7304	1979 Gary Wise, Azusa Pacific CA, 7461
1971 Bruce Jenner, Graceland IA, 7407	1980 Gary Wise, Azusa Pacific CA, 7331
1972 Gary Hill, Oklahoma Christian, 7538	1981 Doug Larson, Whitworth WA, 7516
1973 David Bahr, Graceland IA, 7011	1982 Greg Culp, Arkansas-Monticello, 7304
1974 James Herron, Cameron OK, 6939	1983 Phil Schott, Pacific Lutheran WA, 7542
1975 James Herron, Cameron OK, 7086	1984 Doug Loisel, Azusa Pacific CA, 7623
1976 Bruce Kupersmith, Azusa Pacific CA, 7179	1985 Patrick Gellens, Concordia NE, 7577
1977 Bill Waters, Point Loma CA, 7365	

4 x 100 METER RELAY

1963 Texas Southern(Overton Williams,Charles Wright, T.J. Bell,Lester Milburn), 41.7*	1975 Southeast Louisiana(Gregg Lawrence, Isiah Douglas, Wayne Hardy, Ralph Smith, 40.05*
1964 Southern LA(Henry Brown,Peter King, James Guy,George Anderson), 40.4*	1976 Mississippi Valley(Dyral Robinson, General Reeves, Edward Wilson, Thomas Mallard), 41.12*
1965 Southern LA(Harvey Nairn,Karl Hartfield, Webster Johnson,George Anderson), 41.2*	1977 Jackson State MS(Tommie Dennis, Earl Thomas, Alfred McCullough, Dennis Trott), 40.64*
1966 Southern LA(Harvey Nairn,Grundy Harris, Webster Johnson,George Anderson), 39.9*	1978 Texas Southern(Larry Kimbles, Ricky Moxey, Fred Taylor, Kenneth Williams), 40.83*
1967 Southern LA(Willie Davenport,Grundy Harris, Oliver Ford,William Miller), 40.0*	1979 Jackson State MS(Isadore Johnson, Dennis Trott, Gregory Rasdale, Morris Jackson), 40.1*
1968 Stephen F. Austin TX(Andrew Hopkins,Henry Malone, Bill Cramer,Doug Moore), 40.1*	1980 Mississippi Valley(Fredrick Johnson, Larry White, Reginald Williamson, Charles Pickens), 40.22*
1969 Southern LA(Robert Collins,Oliver Ford, Bernard Austin,Ira Collins), 40.4*	1981 Texas Southern(Michael Nettles, Sertaeo Burnett, Franklin Williams, Ricky Moxey), 40.10
1970 Texas Southern(Ronald Washington,Willie Polk, Ernest Williams,Robert Taylor), 40.0*	1982 Abilene Christian TX(Steve Parker, Tom Thompson, Arthur Williams, Albert Lawrence), 40.03
1971 North Carolina Central(Melvin Bassett,Ron Draper, Jerry Monroe,Larry Black), 40.4*	1983 Hampton Institute VA(Charlie Dannelly, LeeRoy Delk, Robert Brown, Darryl Skinner), 40.56
1972 North Carolina Central(Charles Foster,Jeff Horsley, Larry Black,Julius Sang), 39.5*	1984 Prairie View TX(Terry Graham, Byron Sweat, Eric Pogue, Kevin McKinley), 40.73
1973 Texas Southern(Amos Sumpter,Ernest Pough, Robert Taylor, Eddie Snow), 40.2*	1985 Wayland Baptist TX(Morris Egon, Alrick Munroe, Dennis Moore, Devon Morris), 40.02
1974 Texas Southern(Amos Sumpter, Ernest Pough, Robert Taylor, Ainsley Armstrong), 39.8*	* 440-yard relay

4 x 400-METER RELAY

1963 Maryland State(Ed Skinner,Russell Rogers, Charlie Mays,Earl Rogers), 3:13.5*	1975 Texas Southern(James Taylor, Maxvea Tolen, Ernest Pough, Robert Taylor), 3:08.12*
1964 East Texas State(Bridges Ballowe,R.L. Lasater, Ronnie McNeil,Morris Kyser), 3:16.5*	1976 Linfield OR(Keith Lazelle, Stew Minors, Randy Carter, Carl Shaw), 3:11.60*
1965 Southern LA(Robert Johnson,Anthony Gates, Everett Mason,Theron Lewis), 3:09.3*	1977 Jackson State MS(Dennis Duckworth, Alvin Jackson, Rickey Myles, Earl Thomas), 3:07.82*
1966 Southern LA(Darrow Dodson,Anthony Gates, Robert Johnson,Theron Lewis), 3:10.7*	1978 Prairie View TX(Clifford Terrell, Joe Johnson, Evans White, James Hunt), 3:10.11*
1967 Arkansas AM&N(Walter Smith,Henry Smothers, Harold Francis,Elbert Stinson), 3:05.4*	1979 Texas Southern(Clifton Perry, Michael Joseph, Robert Bullard, Fred Taylor), 3:07.2*
1968 Prairie View TX(Fred Newhouse,Alvin Dotson, Felix Johnson,Thurman Boggess), 3:06.5*	1980 Texas Southern(Michael Joseph, Kenneth Williams, Robert Bullard, Tyrone Cross), 3:07.2*
1969 Prairie View TX(T.C. Minor,Fred Newhouse, Jesse Ball,Felix Johnson), 3:10.2*	1981 Mississippi Valley(Nathaniel Sloan,Eugene Sanders, Randy Dixon, Larry White), 3:05.40
1970 Prairie View TX(J.B. Haggerty,Fred Newhouse, Hise Austin,T.C. Minor), 3:10.0*	1982 Saginaw Valley MI(Ev Lalas, Rick Brown, Bill Olson, Ed Brown), 3:11.39
1971 Prairie View TX(T.C. Minor,Cornell Evans, Alvin Dotson,Ray Geter), 3:10.2*	1983 Azusa Pacific CA(John Shalongo, Doug Loisel, Ted Campbell, Innocent Egbunike), 3:09.77
1972 North Carolina Central(Melvin Bassett,Robert Ouko, Julius Sang,Larry Black), 3:04.8	1984 Saginaw Valley MI(Mike Topolowski,Jim Featherston, Ricky Brown, Eddie Brown), 3:09.37
1973 Stephen F. Austin TX(Dan Mayes,Rick Britain, Bobby Coleman, Charles McManus), 3:08.9*	1985 Wayland Baptist TX(Dennis Moore, Moses Ugbisie, Patrick Nwanguzo, Devon Morris), 3:06.84
1974 Prairie View TX(Johnson Fields, Cornell Evans, John Barrett, Ray Geter), 3:12.2*	* mile relay

Thur

NAIA NATL OUTDOOR T&F MT
HAMMER

KEN HERRICK TR HILLS COL
PRELIM # 1

MAY 23-25, 1985
EVENT # 21

Schedule - Prelim:

Semi:

Final: 3:30PM-THURSDAY

Records - NAIA : 225-10.0
TRACK : NO MARK

DOUG BARNETT AZUSA PACIFIC 1983

3 FLIGHTS/2 OF 5 & 1 OF 4 8 QUALIFY TO FINAL

ENTRANT #	NAME	GR	AFFILIATION	PREV. MARK	POSITION	PLACE	MARK
125	RICHARD BEASLEY	Jr	DAVID LIPSCOMB TN	157-08.0	1	-----	-----
303	BRADD MORSE	Sr	NORTHWOOD INSTITUTE MI	176-07.0	2	-----	-----
101	GILBERT HORNBEAK	Sr	CENTRAL STATE OK	176-11.0	3	-----	-----
45	MIKE MAYNARD	Jr	AZUSA PACIFIC CA	208-00.0	4	-----	-----
677	HAROLD WILLERS	Sr	SIMON FRASER CAN	223-10.75	5	-----	-----

EVENT OFFICIAL

TITLE

WIND READING: -----

NAIA NATL OUTDOOR T&F XT
HAWKER

KEN HERRICK TR HILLS COL
PRELIM # 2

MAY 23-25, 1985
EVENT # 21

Schedule - Prelim:

Seal:

Final: 3:30PM-THURSDAY

Records - NAIA : 225-10.0 DOUG BARNETT AZUSA PACIFIC 1983
TRACK : NO MARK

3 FLIGHTS/2 OF 5 & 1 OF 4 8 QUALIFY TO FINAL

ENTRANT #	NAME	GR	AFFILIATION	PREV. MARK	POSITION	PLACE	MARK
621	DERON LORD	Sp	LEWIS AND CLARK OR	176-11.0	1	-----	-----
515	JOHN ROBINSON	Sp	SAGINAW VALLEY STATE MI	175-04.0	2	-----	-----
60	TOM PERKINS	Jr	BETHANY KS	160-03.0	3	-----	-----
46	CHRISTIAN OKOYE	Jr	AZUSA PACIFIC CA	204-00.0	4	-----	-----

8th 168 +

EVENT OFFICIAL TITLE

WIND READING: -----

NATA NATL OUTDOOR T&F MT
HAMMER

KEN HERRICK TR HILLS COL
PRELIM # 3

MAY 23-25, 1985
EVENT # 21

Schedule - Prelim:

Semi:

Final: 3:30PM-THURSDAY

Records - NATA : 225-10.0 DOUG BARNETT AZUSA PACIFIC 1983
TRACK : NO MARK

3 FLIGHTS/2 OF 5 & 1 OF 4 @ QUALIFY TO FINAL

ENTRANT #	NAME	SR	AFFILIATION	PREV. MARK	POSITION	PLACE	MARK
44	PHIL MANN	Sr	AZUSA PACIFIC CA	219-10.0	1	-----	-----
40	ERIC LEMASTERS	Jr	AZUSA PACIFIC CA	194-02.0	2	-----	-----
63	KIPP VAN CAMP	Sr	BETHANY KS	175-03.0	3	-----	-----
513	EARY NORTON	Sr	SAGINAW VALLEY STATE MI	189-09.0	4	-----	-----
480	ARNIE TYLER	Sp	WHITWORTH WA	168-01.0	5	-----	-----

EVENT OFFICIAL

TITLE

WIND READING: -----

NAIA NATL OUTDOOR T&F MT
JAVELIN MEN

KEN HERRICK TR HILLS COL
PRELIM # 1

MAY 23-25, 1985
EVENT # 22

Schedule - Prelim:

Semi:

Final: 4:00PM-THURSDAY

Records - NAIA : 259-11.0 MIKE BARNETT AZUSA PACIFIC 1983
TRACK : 246-01.0 CHARLIE GREEN U. CHIG TR CLB 1984

4 FLIGHTS OF 6 8 QUALIFY FOR FINAL

ENTRANT #	NAME	GR	AFFILIATION	PREV. MARK	POSITION	PLACE	MARK
647	STEVE GANSER	Jr	VALLEY CITY STATE ND	204-11.0	1	-----	-----
197	WILLIAM JANSEN	Sr	JAMESTOWN ND	228-09.0	2	-----	-----
468	ERIC NELSON	Fr	WESTERN OREGON	224-01.0	3	-----	-----
364	KEVIN SMITH	Jr	RIO GRANDE OH	175-07.0	4	-----	-----
34	ERNIE FRADELLA	Sr	AZUSA PACIFIC CA	208-10.0	5	-----	-----
568	DAN THOMASSON	Sr	PITTSBURG STATE KS	266-05.5	6	-----	-----

EVENT OFFICIAL

TITLE

WIND READING: -----

NAIA NATL OUTDOOR T&F MT
JAVELIN MEN

KEN HERRICK TR HILLS COL
PRELIN # 2

MAY 23-25, 1985
EVENT # 22

Schedule - Prelim:

Semi:

Final: 4:00PM-THURSDAY

Records - NAIA : 259-11.0
TRACK : 246-01.0

MIKE BARNETT AZUSA PACIFIC 1983
CHARLIE GREEN U. CHIG TR CLB 1984

4 FLIGHTS OF 6 8 QUALIFY FOR FINAL

ENTRANT #	NAME	GR	AFFILIATION	PREV. MARK	POSITION	PLACE	MARK
605	RICHARD JOHNSON	Jr	WISC-EAU CLAIRE	204-02.0	1	-----	-----
555	KEN ZELLERS	Sr	MISSOURI BAPTIST	209-11.0	2	-----	-----
439	ZAKAYO MWINYIKELY	Jr	WAYLAND BAPTIST TX	268-06.0	3	-----	-----
465	MIKE KEIZUR	Jr	WESTERN OREGON	221-03.0	4	-----	-----
509	AL LAFOUNTAIN	Sr	SAGINAW VALLEY STATE MI	189-02.0	5	-----	-----
566	RICK SIMONCIC	Jr	PITTSBURG STATE KS	234-08.0	6	-----	-----

EVENT OFFICIAL

TITLE

WIND READING: -----

NAIA NATL OUTDOOR T&F MT
JAVELIN MEN

KEN HERRICK TR HILLS COL
PRELIM # 3

MAY 23-25, 1985
EVENT # 22

Schedule - Prelim:

Semi:

Final: 4:00PM-THURSDAY

Records - NAIA : 259-11.0 MIKE BARNETT AZUSA PACIFIC 1983
TRACK : 246-01.0 CHARLIE GREEN U. CHIG TR CLB 1984

4 FLIGHTS OF 6 8 QUALIFY FOR FINAL

ENTRANT #	NAME	GR	AFFILIATION	PREV. MARK	POSITION	PLACE	MARK
126	SCOTT OWENS	Sr	DAVID LIPSCOMB TN	190-06.0	1		
263	KEVIN POTE	Sr	MCPHERSON KS	220-01.0	2		
275	PAUL LYKKEN	Sr	MOORHEAD STATE MN	264-07.0	3		
607	RON MC CONNOLL	Sp	WISC-EAU CLAIRE	215-01.0	4		
47	NATE OLIVERSON	Jr	AZUSA PACIFIC CA	241-08.0	5		
87	SCOTT HANNAY	Jr	CEDARVILLE OH	202-05.0	6		

EVENT OFFICIAL

TITLE

WIND READING: _____

NAIA NATL OUTDOOR T&F MT
JAVELIN MEN

KEN HERRICK TR HILLS COL
PRELIN # 4

MAY 23-25, 1985
EVENT # 22

Schedule - Prelim:

Semi:

Final: 4:00PM-THURSDAY

Records - NAIA : 259-11.0 MIKE BARNETT AZUSA PACIFIC 1983
TRACK : 246-01.0 CHARLIE GREEN U. CHIG TR CLB 1984

4 FLIGHTS OF 6 8 QUALIFY FOR FINAL

ENTRANT #	NAME	SR	AFFILIATION	PREV. MARK	POSITION	PLACE	MARK
74	VAUGHN FREDIEU	Sr	CALIFORNIA LUTHERAN	216-06.0	1	-----	-----
103	SCOTT CHRISTIANSON	Sr	CHADRON STATE NE	201-11.0	2	-----	-----
28	CHRIS GRANTHAM	Jr	AUSTIN TX	243-07.0	3	-----	-----
395	RICK CLEVELAND	Sp	SPRING ARBOR MI	193-00.0	4	-----	-----
336	CRAIG STELLING	Sp	PACIFIC LUTHERAN WA	216-09.0	5	-----	-----
577	THOMAS LINDELL	Sp	POINT LOMA NAZARENE CA	255-01.0	6	-----	-----

EVENT OFFICIAL

TITLE

WIND READING: -----

NAIA NATL OUTDOOR T&F MT
STEEPLECHASE

KEN HERRICK TR HILLS COL
SEMI: # 1

MAY 23-25, 1985
EVENT # 11

Schedule - Prelim:

Semi: 4:25PM-THURSDAY

Final: 3:45PM-SATURDAY

Records - NAIA : 8:45.69
TRACK : 9:02.44

KREGG EINSPAHR CONCORDIA NE
JOHN DETRO

1981
SIENA HEIGHT MI 1985

1 HEAT OF 13 & 1 HEAT OF 14 QUALIFY 6 FROM EACH HEAT TO FINALS

ENTRANT #	NAME	GR	AFFILIATION	PREV. MARK	POSITION	PLACE	MARK
157	KEITH GINGERRICH	Sr	GOSHEN IN	9:39.82	1	-----	-----
420	DANIEL PETERSON	Fr	WISC-PARKSIDE	9:16.0	2	-----	-----
587	PETE BOWMAN	Sp	TAYLOR IN	9:31.91	3	-----	-----
498	JEFF KOEHLINGER	Sp	HILLSDALE MI	9:20.14	4	-----	-----
649	RICK BUCKENMEYER	Sr	WESTERN WASHINGTON	9:29.2	5	-----	-----
12	KEN WOODARD	Fr	ADAMS STATE CO	9:16.50	6	-----	-----
634	BRIAN LENZ	Jr	SOUTHWESTERN KS	9:11.3	7	-----	-----
482	SCOTT BESTUL	Sr	WINONA STATE MN	9:28.01	8	-----	-----
42	CHRIS ERDMAN	Jr	AZUSA PACIFIC CA	9:12.90	9	-----	-----
517	JOHN BIEK	Sr	SAGINAW VALLEY STATE MI	9:27.10	10	-----	-----
490	JAMES DILLON	Sr	FORT HAYS STATE KS	9:34.00	11	-----	-----
146	FRITZ BUSCH	Jr	DOANE NE	9:20.10	12	-----	-----
237	MARTIN MEYER	Sr	MALONE OH	9:01.8	13	-----	-----

EVENT OFFICIAL

TITLE

WIND READING: -----

NAIA NATL OUTDOOR T&F MT
STEEPLECHASE

KEN HERRICK TR HILLS COL
SEMI # 2

MAY 23-25, 1985
EVENT # 11

Schedule - Prelim:

Semi: 4:25PM-THURSDAY

Final: 3:45PM-SATURDAY

Records - NAIA : 8:45.69
TRACK : 9:02.44

KREGG EINSPAHR CONCORDIA-NE
JOHN DETRO

1981
SIENA HEIGHT MI 1985

1 HEAT OF 13 & 1 HEAT OF 14 QUALIFY 6 FROM EACH HEAT TO FINALS

ENTRANT #	NAME	GR	AFFILIATION	PREV. MARK	POSITION	PLACE	MARK
638	MIKE SCHMIDT	Sr	SOUTHWESTERN KS	9:19.5	1	-----	-----
241	TOM SHETLER	Sp	MALONE OH	9:13.42	2	-----	-----
149	BILL JOHNSON	Jr	DOANE NE	9:26.23	3	-----	-----
363	MARK PIERSON	Sp	RIO GRANDE OH	9:16.60	4	-----	-----
500	RICH PEWE	Fr	HILLSDALE MI	9:33.60	5	-----	-----
366	JOHN DETRO	Sr	SIENA HEIGHTS MI	9:02.2	6	-----	-----
470	DENNIS LECK	Sr	WESTERN STATE CO	9:15.80	7	-----	-----
31	ANDREW DANIELS	Sr	AZUSA PACIFIC CA	9:20.40	8	-----	-----
593	BRIAN SHEPHERD	Sp	TAYLOR IN	9:38.00	9	-----	-----
141	BILL DENT	Sp	DICKINSON STATE ND	9:17.20	10	-----	-----
184	LEE ERICKSON	Jr	JAMESTOWN ND	9:33.90	11	-----	-----
627	CHRIS PERRONE	Jr	PARK MO	9:55.31	12	-----	-----
251	KYLE STRODE	Jr	MANCHESTER IN	9:29.20	13	-----	-----
204	MIKE HAMM	Jr	KEARNEY STATE NE	9:06.30	14	-----	-----

EVENT OFFICIAL

TITLE

WIND READING: -----

NAIA NATL OUTDOOR T&F MT
RELAY 4 X 100 MEN

KEN HERRICK TR-HILLS COL
PRELIM # 1

MAY 23-25, 1985
EVENT # 13

Schedule - Prelim: 5:00PM-THURSDAY

Semi: 5:30PM-FRIDAY

Final: 4:10PM-SATURDAY

Records - NAIA : 40.03
TRACK : 41.69

ABILENE CHRISTIAN TX 1982
NORTHWOOD INSTITUTE MI 1985

3 HEATS OF 7 ADVANCE TOP 5 FROM EACH HEAT PLUS FASTEST 6TH PLACE TO SEMIS

ENTRANT #	NAME	SR	AFFILIATION	PREV. MARK	POSITION	PLACE	MARK
					1		
712	/PITTSBURG STATE		PITTSBURG STATE KS	41.1	2		
688	/WHITWORTH COLLEGE		WHITWORTH WA	42.5	3		
656	/WAYLAND BAPTIST		WAYLAND BAPTIST TX	40.01	4		
705	/SOUTHWESTERN KA		SOUTHWESTERN KS	41.6	5		
703	/PANHANDLE STATE OK		PANHANDLE STATE OK	41.63	6		
717	/WESTERN WASHINGTON		WESTERN WASHINGTON	42.48	7		
694	/CONCORDIA		CONCORDIA NE	41.16	8		

EVENT OFFICIAL

TITLE

WIND READING: _____

NAIA NATL OUTDOOR T&F MT
RELAY 4 X 100 MEN

KEN HERRICK TR HILLS COL
PRELIM # 2

MAY 23-25, 1985
EVENT # 13

Schedule - Prelim: 5:00PM-THURSDAY

Semi: 5:30PM-FRIDAY

Final: 4:10PM-SATURDAY

Records - NAIA : 40.03
TRACK : 41.69

ABILENE CHRISTIAN TX 1982
NORTHWOOD INSTITUTE MI 1985

3 HEATS OF 7 ADVANCE TOP 5 FROM EACH HEAT PLUS FASTEST 6TH PLACE TO SEMIS

ENTRANT #	NAME	GR	AFFILIATION	PREV. MARK	POSITION	PLACE	MARK
					1		
701	/MCMURRY COLLEGE		MCMURRY TX	40.6	2		
715	/CENTRAL STATE OK		CENTRAL STATE OK	41.71	3		
680	/NORTHWOOD MI		NORTHWOOD INSTITUTE MI	41.06	4		
716	/ARK-MONTICELLO		ARK- MONTICELLO	41.29	5		
704	/TAYLOR UNIV.		TAYLOR IN	42.84	6		
707	/CALIFORNIA LUTHERAN		CALIFORNIA LUTHERAN	41.42	7		
714	/TARLETON STATE		TARLETON STATE TX	42.24	8		

EVENT OFFICIAL

TITLE

WIND READING: _____

NAIA NATL OUTDOOR T&F MT
RELAY 4 X 100 MEN

KEN HERRICK TR HILLS COL
PRELIM # 3

MAY 23-25, 1985
EVENT # 13

Schedule - Prelim: 5:00PM-THURSDAY

Semi: 5:30PM-FRIDAY

Final: 4:10PM-SATURDAY

Records - NAIA : 40.03
TRACK : 41.69

ABILENE CHRISTIAN TX 1982
NORTHWOOD INSTITUTE MI 1985

3 HEATS OF 7 ADVANCE TOP 5 FROM EACH HEAT PLUS FASTEST 6TH PLACE TO SEMIS

ENTRANT #	NAME	GR	AFFILIATION	PREV. MARK	POSITION	PLACE	MARK
					1		
711	/MISSOURI BAPTIST		MISSOURI BAPTIST	42.04	2		
684	/SOUTHERN ARKANSAS		SOUTHERN ARKANSAS	41.03	3		
690	/AZUSA PACIFIC		AZUSA PACIFIC CA	40.9	4		
682	/OKLAHOMA BAPTIST		OKLAHOMA BAPTIST	41.8	5		
702	/SPRING ARBOR		SPRING ARBOR MI	42.90	6		
698	/LANGSTON UNIV.		LANGSTON OK	41.4	7		
710	/HENDERSON STATE		HENDERSON STATE AR	41.39	8		

EVENT OFFICIAL

TITLE

WIND READING: _____

NAIA NATL OUTDOOR T&F MT
1,500 METER RUN MEN ,

KEN HERRICK TR HILLS COL
PRELIM # 1

MAY 23-25, 1985
EVENT # 7

Schedule - Prelim:

Semi: 5:30PM-THURSDAY

Final: 4:30PM-SATURDAY

Records - NAIA : 3:44.82 MIKE BOIT EASTERN NEW MEX. 1976
TRACK : 3:48.64 MIKE MICHNO BOB SCHUL RACING 1985

2 HEATS OF 11 1 HEAT OF 10 TOP 4 IN EACH HEAT TO FINALS

ENTRANT #	NAME	GR	AFFILIATION	PREV. MARK	POSITION	PLACE	MARK
357	MONTI HAYS	Sp	PITTSBURG STATE KS	3:59.10	1	-----	-----
217	JESSE GORE	Sr	LINFIELD OR	3:51.14	2	-----	-----
191	GLENN KASTEL	Sr	JAMESTOWN ND	3:54.90	3	-----	-----
466	BRANDT LIND	Sp	WESTERN OREGON	3:50.00	4	-----	-----
386	DAVID GETSINGER	Sp	SPRING ARBOR MI	3:53.21	5	-----	-----
18	BRIAN WILLIAMS	Sp	ANDERSON IN	3:55.36	6	-----	-----
274	KEITH HAVERLAND	Sr	MOORHEAD STATE MN	3:51.02	7	-----	-----
426	LARRY CAFFEY	Sr	SOUTHERN COLORADO	3:57.00	8	-----	-----
409	DANON MARTIN	Sr	ARK- MONTICELLO	3:45.22	9	-----	-----
471	EDUARDO NAVAS	Sr	WESTERN STATE CO	3:50.10	10	-----	-----
230	BILL EPPERSON	Sp	MALONE OH	3:53.20	11	-----	-----

EVENT OFFICIAL

TITLE

WIND READING: _____

NAIA NATL OUTDOOR T&F MT
1,500 METER RUN MEN ,

KEN HERRICK TR HILLS COL
PRELIM # 2

MAY 23-25, 1985
EVENT # 7

Schedule - Prelim:

Semi: 5:30PM-THURSDAY

Final: 4:30PM-SATURDAY

Records - NAIA : 3:44.89 MIKE BOIT EASTERN NEW MEX. 1976
TRACK : 3:48.64 MIKE KICHNO BOB SCHUL RACING 1985

2 HEATS OF 11 1 HEAT OF 10 TOP 4 IN EACH HEAT TO FINALS

ENTRANT #	NAME	GR	AFFILIATION	PREV. MARK	POSITION	PLACE	MARK
290	JEFF VANDERBERG	Jr	NORTHWESTERN IA	3:58.00	1	-----	-----
92	BOB MOORE	Sp	CEDARVILLE OH	3:50.36	2	-----	-----
526	JAMES MILLER	Sr	BERRY GA	3:46.8	3	-----	-----
429	MIKE SANDOVAL	Sp	SOUTHERN COLORADO	3:53.00	4	-----	-----
414	DANNY MONTEAU	Jr	NORTH FLORIDA	3:54.10	5	-----	-----
503	RICH GENSON	Jr	SAGINAW VALLEY STATE MI	3:50.75	6	-----	-----
314	JOE ALEXANDER	Jr	OKLAHOMA CHRISTIAN	3:56.30	7	-----	-----
105	JOE SCOTT	Sr	CENTRAL STATE OK	3:49.00	8	-----	-----
160	AL BATES	Jr	HARDING AR	3:51.46	9	-----	-----
570	WILLIE WALSH	Sr	PITTSBURG STATE KS	3:53.70	10	-----	-----
369	MIKE PALMER	Jr	SIENA HEIGHTS MI	4:01.06	11	-----	-----

EVENT OFFICIAL

TITLE

WIND READING: -----

NAIA NATL OUTDOOR T&F MT
1,500 METER RUN MEN ,

KEN HERRICK TR HILLS COL
PRELIM # 3

MAY 23-25, 1985
EVENT # 7

Schedule - Prelim:

Semi: 5:30PM-THURSDAY

Final: 4:30PM-SATURDAY

Records - NAIA : 3:44.89
TRACK : 3:48.64

MIKE BOIT EASTERN NEW MEX. 1976
MIKE NICHNO BOB SCHUL RACING 1985

2 HEATS OF 11 1 HEAT OF 10 TOP 4 IN EACH HEAT TO FINALS

ENTRANT #	NAME	GR	AFFILIATION	PREV. MARK	POSITION	PLACE	MARK
525	DAVID MATHERNE	Jr	BERRY GA	3:48.3	1	-----	-----
161	DARRYL HALBERT	Sp	HARDING AR	3:55.89	2	-----	-----
664	JIM MATTSO		WESTMONT CA	3:53.94	3	-----	-----
272	JOHN ALIN	Sr	MOORHEAD STATE MN	3:50.40	4	-----	-----
225	JOHN RUIZ	Jr	LUBBOCK CHRISTIAN TX	3:48.84	5	-----	-----
617	MIKE PACE	Sp	CENTRAL WASHINGTON	3:54.0	6	-----	-----
370	WADE PERRY	Jr	SIENA HEIGHTS MI	3:52.4	7	-----	-----
98	RODNEY BUSS	Jr	CENTRAL STATE OK	3:56.01	8	-----	-----
9	MARK STEWARD	Jr	ADAMS STATE CO	3:52.00	9	-----	-----
670	JOHN GILLESPIE	Sp	SIMON FRASER CAN	3:50.56	10	-----	-----

EVENT OFFICIAL

TITLE

WIND READING: -----

NAIA NATL OUTDOOR T&F MT
LONG JUMP MEN

KEN HERRICK TR HILLS COL
PRELIM # 1

MAY 23-25, 1985
EVENT # 17

Schedule - Prelim:

Semi:

Final: 6:00PM-THURSDAY

Records - NAIA : 26-06.5
TRACK : 24-02.0

JOSHUA OWUSU ANGELO STATE TX 1974
DERRICK DAVIS WESTERN MICH 1985

4 FLIGHTS OF 5 & 2 FLIGHTS OF 6

8 QUALIFY FOR FINALS

ENTRANT #	NAME	GR	AFFILIATION	PREV. MARK	POSITION	PLACE	MARK
519	AARON SAMPSON	Sr	SOUTHERN UTAH STATE	24-05.0	1	-----	-----
403	TERRY TALTON	Sp	TARLETON STATE TX	23-10.0	2	-----	-----
444	ALRICK MUNROE	Fr	WAYLAND BAPTIST TX	24-11.0	3	-----	-----
296	STACEY COOPER	Sr	NORTHWOOD INSTITUTE MI	23-09.0	4	-----	-----
72	RAY WILMOTH	Jr	BLUFFTON OH	22-02.0	5	-----	-----

EVENT OFFICIAL

TITLE

WIND READING: -----

NAIA NATL OUTDOOR T&F MT
LONG JUMP MEN

KEN HERRICK TR HILLS COL
PRELIM # 2

MAY 23-25, 1985
EVENT # 17

Schedule - Prelim:

Seai:

Final: 6:00PM-THURSDAY

Records - NAIA : 26-06.5
TRACK : 24-02.0

JOSHUA OWUSU ANGELO STATE TX 1974
DERRICK DAVIS

WESTERN MICH 1985

4 FLIGHTS OF 5 & 2 FLIGHTS OF 6

8 QUALIFY FOR FINALS

ENTRANT #	NAME	GR	AFFILIATION	PREV. MARK	POSITION	PLACE	MARK
427	MYRON JEFFERSON	Fr	SOUTHERN COLORADO	23-09.0	1	-----	-----
472	HORACE PUGH	Sr	WESTERN STATE CO	24-04.5	2	-----	-----
212	J. W. WALKER III	Jr	LANGSTON OK	23-10.25	3	-----	-----
393	CLAUDE PERKINS	Sr	TARKIO MO	25-01.0	4	-----	-----
55	ROD DYCK	Jr	BETHANY KS	22-10.0	5	-----	-----

EVENT OFFICIAL

TITLE

WIND READING:

NAIA NATL OUTDOOR T&F MT
LONG JUMP MEN

KEN HERRICK TR HILLS COL
PRELIM # 3

MAY 23-25, 1985
EVENT # 17

Schedule - Prelim:

Semi:

Final: 6:00PM-THURSDAY

Records - NAIA : 26-06.5
TRACK : 24-02.0

JOSHUA OWUSU ANGELO STATE TX
DERRICK DAVIS

1974
WESTERN MICH 1985

4 FLIGHTS OF 5 & 2 FLIGHTS OF 6

8 QUALIFY FOR FINALS

ENTRANT #	NAME	GR	AFFILIATION	PREV. MARK	POSITION	PLACE	MARK
585	BENNY STRAYHORN		OZARK, SCHOOL OF - MO	23-08.0	1	-----	-----
406	ANTHONY BEAL	Sp	ARK- MONTICELLO	23-10.5	2	-----	-----
189	ADAM KNOEPFLE	Sr	JAMESTOWN ND	24-04.0	3	-----	-----
207	ROBERT COLE	Jr	LANGSTON OK	25-00.0	4	-----	-----
283	JEFF KERSTING	Fr	NORTHERN STATE SD	22-11.0	5	-----	-----

EVENT OFFICIAL

TITLE

WIND READING: -----

NAIA NATL OUTDOOR T&F MT
LONG JUMP MEN

KEN HERRICK TR HILLS COL
PRELIN # 4

MAY 23-25, 1985
EVENT # 17

Schedule - Prelim:

Semi:

Final: 6:00PM-THURSDAY

Records - NAIA : 26-06.5
TRACK : 24-02.0

JOSHUA ONUSU ANGELO STATE TX 1974
DERRICK DAVIS

WESTERN MICH 1985

4 FLIGHTS OF 5 & 2 FLIGHTS OF 6

8 QUALIFY FOR FINALS

ENTRANT #	NAME	GR	AFFILIATION	PREV. MARK	POSITION	PLACE	MARK
300	IVAN LONE	Sr	NORTHWOOD INSTITUTE MI	23-10.5	1	-----	-----
489	DON CARTER	Sp	FORT HAYS STATE KS	23-08.0	2	-----	-----
256	CARL HAYES	Sr	MCMURRY TX	25-02.5	3	-----	-----
354	DENNIS MCWHINNEY	Fr	PRAIRIE VIEW A&M TX	24-03.75	4	-----	-----
372	MICHAEL GEORGE	Sr	SOUTHERN ARKANSAS	23-00.0	5	-----	-----
454	JAMES LAND	Sp	WEST VIRGINIA STATE	25-08.0	6	-----	-----

EVENT OFFICIAL

TITLE

WIND READING: -----

NAIA NATL OUTDOOR T&F MT
LONG JUMP MEN

KEN HERRICK TR HILLS COL
PRELIM # 5

MAY 23-25, 1985
EVENT # 17

Schedule - Prelim:

Semi:

Final: 6:00PM-THURSDAY

Records - NAIA : 26-06.5
TRACK : 24-02.0

JOSHUA OWUSU ANGELO STATE TX 1974

DERRICK DAVIS

WESTERN MICH 1985

4 FLIGHTS OF 5 & 2 FLIGHTS OF 6

8 QUALIFY FOR FINALS

ENTRANT #	NAME	GR / AFFILIATION	PREV. MARK	POSITION	PLACE	MARK
99	JOE FIELDS	Fr CENTRAL STATE OK	24-01.5	1	-----	-----
77	TROY KURETICH	Sr CALIFORNIA LUTHERAN	23-07.0	2	-----	-----
453	DEWITT HALE	Jr WEST VIRGINIA STATE	23-11.25	3	-----	-----
441	RUSSELL MITCHELL	Sr WAYLAND BAPTIST TX	25-03.75	4	-----	-----
16	BEVAN SMITH	Jr ANDERSON IN	23-02.0	5	-----	-----

EVENT OFFICIAL

TITLE

WIND READING: -----

NAIA NATL OUTDOOR T&F MT
LONG JUMP MEN

KEN HERRICK TR HILLS COL
PRELIM # 6

MAY 23-25, 1985
EVENT # 17

Schedule - Prelim:

Semi:

Final: 6:00PM-THURSDAY

Records - NAIA : 26-06.5
TRACK : 24-02.0

JOSHUA OWUSU ANGELO STATE TX
DERRICK DAVIS

1974
WESTERN MICH 1985

4 FLIGHTS OF 5 & 2 FLIGHTS OF 6

8 QUALIFY FOR FINALS

ENTRANT #	NAME	GR AFFILIATION	PREV. MARK	POSITION	PLACE	MARK
148	BRENT HARSON	Jr DOANE NE	23-06.0	1	-----	-----
573	CHRIS BRANHAM	Jr POINT LOMA NAZARENE CA	25-07.0	2	-----	-----
371	SAMMY EPPS	Sr SOUTHERN ARKANSAS	25-05.5	3	-----	-----
322	GARY WILLIAMS	Sr OTTAWA KS	24-00.75	4	-----	-----
315	TED BOOKER	Fr OKLAHOMA CHRISTIAN	24-00.25	5	-----	-----
537	LORIN LARSEN	DAKOTA STATE SD	23-06.0	6	-----	-----

EVENT OFFICIAL

TITLE

WIND READING:-----

NAIA NAIL OUTDOOR MEET
110 METER HURDLE MEN,

WEST VIRGINIA HILLS COL
PRELIM # 1

APRIL 20-23, 1980
EVENT # 2

Schedule - Prelim: 6:30PM-THURSDAY

Semi: 3:50PM-FRIDAY

Final: 6:55PM-FRIDAY

Records - NAIA : 13.74
TRACK : 14.44

RODNEY MILBURN-SOUTHERN BR
DALE WASHINGTON

1972
NORTHWOOD MI 1995

TRIAL 3 HEATS OF 6, 1 HEAT OF 7-QUALIFY 4 TO SEMIS 2 HEATS OF 8-QUALIFY 4 TO FINALS

ENTRANT #	NAME	GR	AFFILIATION	PREV. MARK	POSITION	PLACE	MARK
					1	-----	-----
440	RAY MCNEAL	Sr	WAYLAND BAPTIST TX	14.22	2	-----	-----
597	KERVIN ERYING	Sp	CENTRAL ARKANSAS	14.60	3	-----	-----
492	MARTIN SCHMIDT	Sp	FORT HAYS STATE KS	15.20	4	-----	-----
177	TERRY CLARDY	Jr	HENDERSON STATE AR	14.52	5	-----	-----
95	TIM WALTERS	Sp	CEDARVILLE OH	14.90	6	-----	-----
425	GARY BIDWELL	Sr	SOUTHERN COLORADO	14.20	7	-----	-----
539	ONUA ADOLPHUS	Jr	GEORGE FOX OR	13.70	8	-----	-----

DN Run

EVENT OFFICIAL

TITLE

WIND READING: _____

110 METER HURDLE MEN,

PRELIM # 2

EVENT # 2

Schedule - Prelim: 6:30PM-THURSDAY

Semi: 3:50PM-FRIDAY

Final: 6:55PM-FRIDAY

Records - NAIA : 13.74
TRACK : 14.44

RODNEY MILBURN-SOUTHERN BR
DALE WASHINGTON

1972
NORTHWOOD MI 1985

TRIAL 3 HEATS OF 6, 1 HEAT OF 7-QUALIFY 4 TO SEMIS 2 HEATS OF 8-QUALIFY 4 TO FINALS

ENTRANT #	NAME	GR	AFFILIATION	PREV. MARK	POSITION	PLACE	MARK
					1	-----	-----
455	SCOTT LESTER	Sp	WEST VIRGINIA STATE	14.67	2	-----	-----
573	CHRIS BRANHAM	Jr	POINT LOMA NAZARENE CA	14.12	3	-----	-----
289	BILL GUTZ	Sr	NORTHWESTERN IA	14.60	4	-----	-----
558	TODD HARRIS	Jr	PITTSBURG STATE KS	14.30	5	-----	-----
353	KEVIN MCKINLEY	Jr	PRAIRIE VIEW A&M TX	13.77	6	-----	-----
258	WAYNE JOHNSON	Sr	MCMURRY TX	14.51	7	-----	-----
					8	-----	-----

EVENT OFFICIAL

TITLE

WIND READING: -----

110 METER HURDLE MEN,

PRELIN # 3

EVENT # 2

Schedule - Prelim: 6:30PM-THURSDAY

Semi: 3:50PM-FRIDAY

Final: 6:55PM-FRIDAY

Records - NAIA : 13.74
TRACK : 14.44RODNEY MILBURN-SOUTHERN BR
DALE WASHINGTON1972
NORTHWOOD MI 1985

TRIAL 3 HEATS OF 6, 1 HEAT OF 7-QUALIFY 4 TO SEMIS 2 HEATS OF 8-QUALIFY 4 TO FINALS

ENTRANT #	NAME	GR	AFFILIATION	PREV. MARK	POSITION	PLACE	MARK
					1	_____	_____
600	DWAYNE ROBERTS	Jr	CENTRAL ARKANSAS	14.50	2	_____	_____
30	BRIAN ARNOLD	Sp	AZUSA PACIFIC CA	14.66	3	_____	_____
511	RON MARX	Sr	SAGINAW VALLEY STATE MI	14.10	4	_____	_____
305	DALE WASHINGTON	Sr	NORTHWOOD INSTITUTE MI	13.9	5	_____	_____
324	CARY HALL	Sr	OUACHITA BAPTIST AR	14.34	6	_____	_____
389	DARROW SMITH	Sr	SPRING ARBOR MI	14.60	7	_____	_____
					8	_____	_____

EVENT OFFICIAL

TITLE

WIND READING: _____

110 METER HURDLE MEN,

PRELIM # 4

EVENT # 2

Schedule - Prelim: 6:30PM-THURSDAY

Semi: 3:50PM-FRIDAY

Final: 6:55PM-FRIDAY

Records - NAIA : 13.74
TRACK : 14.44RODNEY MILBURN-SOUTHERN BR 1972
DALE WASHINGTON NORTHWOOD MI 1985

TRIAL 3 HEATS OF 6, 1 HEAT OF 7-QUALIFY 4 TO SEMIS 2 HEATS OF 8-QUALIFY 4 TO FINALS

ENTRANT #	NAME	GR	AFFILIATION	PREV. MARK	POSITION	PLACE	MARK
					1	-----	-----
29	SCOTT TAYLOR	Sp	AUSTIN TX	14.50	2	-----	-----
574	ROBBIE BUTLER	Jr	POINT LOMA NAZARENE CA	14.04	3	-----	-----
19	RODNEY BROOKS	Sp	ARKANSAS TECH	14.61	4	-----	-----
616	CHARLES CHANDLER	Jr	CENTRAL WASHINGTON	14.4	5	-----	-----
644	ROCK SEIBEL	Jr	SOUTHWESTERN STATE OK	14.61	6	-----	-----
115	TIMOTHY P LANE	Sp	COLORADO SCHOOL OF MINES	14.00	7	-----	-----
					8	-----	-----

EVENT OFFICIAL

TITLE

WIND READING: _____

NAIA NATL OUTDOOR T&F MT
400 METER DASH MEN ,

KEN HERRICK TR HILLS COL
PRELIM # 1

MAY 23-25, 1985
EVENT # 4

Schedule - Prelim: 6:55PM-THURSDAY

Semi: 4:40PM-FRIDAY

Final: 5:35PM-SATURDAY

Records - NAIA : 45.38
TRACK : 46.84

EUGENE SANDERS-MISS.VALLEY
ELLIOT TABRON

1981
MICHIGAN STATE 1984

2 HEATS OF 8, 2 HEATS OF 7-TOP 4 TO SEMIS 2 HEATS OF 8-TOP 4 TO FINALS

ENTRANT #	NAME	GR AFFILIATION	PREV. MARK	POSITION	PLACE	MARK
374	AL HAGEN	Fr SOUTHERN ARKANSAS	48.30	1	-----	-----
506	WAYNE STOVALL	Fr PANHANDLE STATE OK	47.23	2	-----	-----
458	STEVEN STEWART	Fr WEST VIRGINIA STATE	47.91	3	-----	-----
443	DEVON MORRIS	Fr WAYLAND BAPTIST TX	45.59	4	-----	-----
298	TROY EGGLESTON	Fr NORTHWOOD INSTITUTE MI	47.96	5	-----	-----
398	JEFF BOYD	Jr TARLETON STATE TX	49.02	6	-----	-----
255	ALBERT HATCHER	Fr MCMURRY TX	47.20	7	-----	-----
436	DARRELL BOWEN	Jr WAYLAND BAPTIST TX	47.89	8	-----	-----

EVENT OFFICIAL

TITLE

WIND READING: -----

NAIA NATL OUTDOOR T&F MT
400 METER DASH MEN ,

KEN HERRICK TR HILLS COL
PRELIM # 2

MAY 23-25, 1985
EVENT # 4

Schedule - Prelim: 6:55PM-THURSDAY

Semi: 4:40PM-FRIDAY

Final: 5:35PM-SATURDAY

Records - NAIA : 45.38
TRACK : 46.84

EUGENE SANDERS-MISS.VALLEY
ELLIOT TABRON

1981
MICHIGAN STATE 1984

2 HEATS OF 8, 2 HEATS OF 7-TOP 4 TO SEMIS 2 HEATS OF 8-TOP 4 TO FINALS

ENTRANT #	NAME	GR AFFILIATION	PREV. MARK	POSITION	PLACE	MARK
				1	-----	-----
11	MIKE WILSON	Fr ADAMS STATE CO	47.86	2	-----	-----
512	PHIL MORROW	Jr SAGINAW VALLEY STATE MI	49.04	3	-----	-----
165	SCOTT FOSS	Sr JAMESTOWN ND	48.10	4	-----	-----
675	PAUL THOLA	Fr SINON FRASER CAN	48.60	5	-----	-----
596	BYRON BAILEY	Jr CENTRAL ARKANSAS	47.20	6	-----	-----
449	MOSES UGBISIE	Sp WAYLAND BAPTIST TX	46.23	7	-----	-----
378	TERRY WARE	Sr SOUTHERN ARKANSAS	47.35	8	-----	-----

EVENT OFFICIAL

TITLE

WIND READING:-----

NAIA NATL OUTDOOR T&F MT
400 METER DASH MEN ,

KEN HERRICK TR HILLS COL
PRELIM # 3

MAY 23-25, 1985
EVENT # 4

Schedule - Prelim: 6:55PM-THURSDAY Semi: 4:40PM-FRIDAY Final: 5:35PM-SATURDAY

Records - NAIA : 45.38 EUGENE SANDERS-MISS.VALLEY 1981
 TRACK : 46.84 ELLIOT TABRON MICHIGAN STATE 1984

2 HEATS OF 8, 2 HEATS OF 7-TOP 4 TO SEMIS 2 HEATS OF 8-TOP 4 TO FINALS

ENTRANT #	NAME	GR	AFFILIATION	PREV. MARK	POSITION	PLACE	MARK
					1	-----	-----
657	FRED PULPHUS	Jr	WESTERN WASHINGTON	48.36	2	-----	-----
252	BOBBY CAMPBELL	Jr	MCMURRY TX	47.50	3	-----	-----
408	JESSIE MCCORVEY	Jr	ARK- MONTICELLO	48.13	4	-----	-----
441	RUSSELL MITCHELL	Sr	WAYLAND BAPTIST TX	46.67	5	-----	-----
301	KIM MCCOY	Sr	NORTHWOOD INSTITUTE MI	49.11	6	-----	-----
61	KURT SHALLWOOD	Jr	BETHANY KS	47.80	7	-----	-----
371	SAMMY EPPS	Sr	SOUTHERN ARKANSAS	46.60	8	-----	-----

EVENT OFFICIAL

TITLE

----- WIND READING: -----

NAIA NATL OUTDOOR T&F MT
400 METER DASH MEN ,

KEN HERRICK TR HILLS COL
PRELIM # 4

MAY 23-25, 1985
EVENT # 4

Schedule - Prelim: 6:55PM-THURSDAY

Semi: 4:40PM-FRIDAY

Final: 5:35PM-SATURDAY

Records - NAIA : 45.38
TRACK : 46.84

EUGENE SANDERS-MISS.VALLEY
ELLIOT TABRON

1981
MICHIGAN STATE 1984

2 HEATS OF 8, 2 HEATS OF 7-TOP 4 TO SEMIS 2 HEATS OF 8-TOP 4 TO FINALS

ENTRANT #	NAME	GR	AFFILIATION	PREV. MARK	POSITION	PLACE	MARK
71	DOUG SANDERS	Jr	BLUFFTON OH	50.40	1	-----	-----
540	SCOTT GAUSHIRT	Jr	LORAS IA	48.24	2	-----	-----
106	KEITH SINGLETON	Jr	CENTRAL STATE OK	47.77	3	-----	-----
373	HENDALL GLASS	Sr	SOUTHERN ARKANSAS	48.40	4	-----	-----
207	ROBERT COLE	Jr	LANGSTON OK	48.20	5	-----	-----
233	ANTHONY KING	Sp	MALONE OH	47.12	6	-----	-----
348	ANTHONY GRANVILLE	Sr	PRAIRIE VIEW A&M TX	47.61	7	-----	-----
445	PATRICK NWANGUZO	Sp	WAYLAND BAPTIST TX	46.64	8	-----	-----

EVENT OFFICIAL

TITLE

WIND READING: -----

NAIA NATL OUTDOOR T&F MT
100 METER DASH MEN ,

KEN HERRICK TR HILLS COL
PRELIM # 1

MAY 23-25, 1985
EVENT # 24

Schedule - Prelim: 7:15PM-THURSDAY

Semi: 4:20PM-FRIDAY

Final: 7:50PM-FRIDAY

Records - NAIA : 10.15
TRACK : 10.68

INNOCENT EGBUNIKE AZ PAC CA 1984
RANDY SMITH 1984

1 HEAT OF 7, 3 HEATS OF 8 4 FROM EACH HEAT TO SEMIS

ENTRANT #	NAME	SR	AFFILIATION	PREV. MARK	POSITION	PLACE	MARK
444	ALRICK MUNROE	Fr	WAYLAND BAPTIST TX	10.51	1	-----	-----
178	ROBERT EASTER	Sp	HENDERSON STATE AR	10.8	2	-----	-----
400	JAMES CONLEY	Jr	TARLETON STATE TX	10.59	3	-----	-----
206	NEIL TAYLOR	Sp	KEARNEY STATE NE	10.71	4	-----	-----
428	KENNETH ROSS	Sp	SOUTHERN COLORADO	10.20	5	-----	-----
75	ANTHONY HARDY	Sr	CALIFORNIA LUTHERAN	10.73	6	-----	-----
479	MIKE MOORE	Sr	WHITWORTH KA	10.50	7	-----	-----
166	DAN BLANFORD	Fr	HASTINGS NE	10.6	8	-----	-----

EVENT OFFICIAL

TITLE

WIND READING: -----

NAIA NATL OUTDOOR T&F MT
100 METER DASH MEN ,

KEN HERRICK TR HILLS COL
PRELIN # 2

MAY 23-25, 1985
EVENT # 24

Schedule - Prelim: 7:15PM-THURSDAY

Semi: 4:20PM-FRIDAY

Final: 7:30PM-FRIDAY

Records - NAIA : 10.15
TRACK : 10.68

INNOCENT EGBUNIKE AZ PAC CA 1984
RANDY SMITH 1984

1 HEAT OF 7, 3 HEATS OF 8 4 FROM EACH HEAT TO SEMIS

ENTRANT #	NAME	GR	AFFILIATION	PREV. MARK	POSITION	PLACE	MARK
					1	-----	-----
32	INNOCENT EGBUNIKE	Sr	AZUSA PACIFIC CA	10.34	2	-----	-----
507	STEVE WINSTON	Fr	PANHANDLE STATE OK	10.58	3	-----	-----
196	JAY CLARK	Sr	KANSAS WESLEYAN	10.60	4	-----	-----
639	TIMMY TAYLOR	Sp	SOUTHWESTERN KS	10.74	5	-----	-----
345	SCOTT FERGUSON	Fr	PRAIRIE VIEW A&M TX	10.52	6	-----	-----
179	DAVID GRAY	Fr	HENDERSON STATE AR	10.7	7	-----	-----
393	CLAUDE PERKINS	Sr	TARKIO MO	10.44	8	-----	-----

EVENT OFFICIAL

TITLE

WIND READING: -----

NAIA NATL OUTDOOR T&F MT
100 METER DASH MEN ,

KEN HERRICK TR HILLS COL
PRELIN # 3

MAY 23-25, 1985
EVENT # 24

Schedule - Prelim: 7:15PM-THURSDAY

Semi: 4:20PM-FRIDAY

Final: 7:50PM-FRIDAY

Records - NAIA : 10.15
TRACK : 10.68

INNOCENT EGBUNIKE AZ PAC CA 1984
RANDY SMITH 1984

1 HEAT OF 7, 3 HEATS OF 8 4 FROM EACH HEAT TO SEMIS

EXTRANT #	NAME	GR	AFFILIATION	PREV. MARK	POSITION	PLACE	MARK
310	KEVIN MCGEEHEE	Jr	OKLAHOMA BAPTIST	10.57	1	-----	-----
107	DALLAS TICE	Fr	CENTRAL STATE OK	10.70	2	-----	-----
3	FRED GRACE	Sp	ADAMS STATE CO	10.44	3	-----	-----
340	AARON LANG	Jr	PITTSBURG STATE KS	10.4	4	-----	-----
35	DONNIE HARRIS	Jr	AZUSA PACIFIC CA	10.54	5	-----	-----
181	GREG WILLIAMS	Sp	HENDERSON STATE AR	10.65	6	-----	-----
154	BERNIE GARDENHIRE	Jr	EMPORIA STATE KS	10.74	7	-----	-----
377	LERON TROTTER	Jr	SOUTHERN ARKANSAS	10.86	8	-----	-----

EVENT OFFICIAL

TITLE

WIND READING: _____

NAIA NATL OUTDOOR T&F MT
100 METER DASH MEN

KEN HERRICK TR HILLS COL
PRELIM # 4

MAY 23-25, 1985
EVENT # 24

Schedule - Prelim: 7:15PM-THURSDAY

Semi: 4:20PM-FRIDAY

Final: 7:50PM-FRIDAY

Records - NAIA : 10.15
TRACK : 10.68

INNOCENT EGBUNIKE AZ PAC CA 1984
RANDY SMITH 1984

1 HEAT OF 7, 3 HEATS OF 8 4 FROM EACH HEAT TO SEMIS

ENTRANT #	NAME	GR	AFFILIATION	PREV. MARK	POSITION	PLACE	MARK
100	DARIEN GALLOWAY	Fr	CENTRAL STATE OK	10.69	1		
411	ERIC SANDERS	Sp	ARK- MONTICELLO	10.75	2		
292	MIKE OSBORN	Sr	NORTHWESTERN STATE OK	10.41	3		
437	MORRIS EGON	Sp	WAYLAND BAPTIST TX	10.67	4		
121	DAVID PALMER	Sp	CONCORDIA NE	10.54	5		
472	HORACE PUGH	Sr	WESTERN STATE CO	10.40	6		
405	ERNEST WILLIAMS	Fr	TARLETON STATE TX	10.56	7		
94	D E SMITH	Sr	CEDARVILLE OH	10.80	8		

EVENT OFFICIAL

TITLE

WIND READING:

NAIA NATL OUTDOOR T&F MT
800 METER RUN MEN

KEN HERRICK TR HILLS COL
PRELIM # 1

MAY 23-25, 1985
EVENT # 6

Schedule - Prelim: 7:40PM-THURSDAY

Semi: 5:05PM-FRIDAY

Final: 5:55PM-SATURDAY

Records - NAIA : 1:47.02
TRACK : 1:52.14

EVANS WHITE PRAIRIE VIEW TX 1979
KEN PLUDE SAGINAW VALLEY MI 1984

2 HEATS OF 8, 3 HEATS OF 7 TOP 3 AND 4TH FASTEST TO SEMIS TOP 4 IN EACH SEMI TO FINAL

ENTRANT #	NAME	GR	AFFILIATION	PREV. MARK	POSITION	PLACE	MARK
					1	-----	-----
343	ERNEST BELL	Sr	PRAIRIE VIEW A&M TX	1:49.11	2	-----	-----
494	ROB BENEDICT	Jr	HILLSDALE MI	1:54.9	3	-----	-----
452	KEVIN HAIRSTON	Sr	WEST VIRGINIA STATE	1:53.41	4	-----	-----
13	TONY BAKER	Sr	ANDERSON IN	1:53.47	5	-----	-----
629	WILLIAM CARTER	Fr	SOUTHWESTERN KS	1:54.99	6	-----	-----
227	ALEX TORREZ	Jr	LUBBOCK CHRISTIAN TX	1:52.4	7	-----	-----
114	SCOTT B HARTLEY	Sr	COLORADO SCHOOL OF MINES	1:52.4	8	-----	-----

EVENT OFFICIAL

TITLE

WIND READING: -----

NAIA NATL OUTDOOR T&F MT
800 METER RUN MEN

KEN HERRICK TR HILLS COL
PRELIM # 2

MAY 23-25, 1985
EVENT # 6

Schedule - Prelim: 7:40PM-THURSDAY

Semi: 5:05PM-FRIDAY

Final: 5:55PM-SATURDAY

Records - NAIA : 1:47.02
TRACK : 1:52.14

EVANS WHITE PRAIRIE VIEW TX 1979
KEN PLUDE SAGINAW VALLEY MI 1984

2 HEATS OF 8, 3 HEATS OF 7 TOP 3 AND 4TH FASTEST TO SEMIS TOP 4 IN EACH SEMI TO FINAL

ENTRANT #	NAME	GR	AFFILIATION	PREV. MARK	POSITION	PLACE	MARK
					1		
447	FRANKLYN SALKEY	Fr	WAYLAND BAPTIST TX	1:52.28	2		
234	JOHN LUTHER	Fr	NORTHERN STATE SD	1:56.1	3		
329	RUSS COLE	Sp	PACIFIC LUTHERAN WA	1:52.4	4		
663	SCOTT CAMP		WESTMONT CA	1:50.89	5		
262	JACK WHITELEY	Sp	MCMURRY TX	1:53.20	6		
116	DOUGLAS S TUDOR	Sr	COLORADO SCHOOL OF MINES	1:54.8	7		
599	DARNELL NELSON	Sr	CENTRAL ARKANSAS	1:53.5	8		

EVENT OFFICIAL

TITLE

WIND READING: _____

NAIA NATL OUTDOOR T&F MT
800 METER RUN MEN ,

KEN HERRICK TR HILLS COL
PRELIM # 3

MAY 23-25, 1985
EVENT # 6

Schedule - Prelim: 7:40PM-THURSDAY

Semi: 5:05PM-FRIDAY

Final: 5:55PM-SATURDAY

Records - NAIA : 1:47.02
TRACK : 1:52.14

EVANS WHITE PRAIRIE VIEW TX 1979
KEN PLUDE SAGINAW VALLEY MI 1984

2 HEATS OF 8, 3 HEATS OF 7 TOP 3 AND 4TH FASTEST TO SEMIS TOP 4 IN EACH SEMI TO FINAL

ENTRANT #	NAME	GR	AFFILIATION	PREV. MARK	POSITION	PLACE	MARK
					1	-----	-----
25	ROBERT GUNTER	Sp	ARKANSAS TECH	1:53.7	2	-----	-----
369	MIKE PALMER	Jr	SIENA HEIGHTS MI	1:56.20	3	-----	-----
84	MIKE ZARAGOZA	Jr	CALIFORNIA LUTHERAN	1:52.25	4	-----	-----
633	RICHARD KUTT	Sp	SOUTHWESTERN KS	1:54.39	5	-----	-----
598	JAMIE HOLT	Sp	CENTRAL ARKANSAS	1:53.10	6	-----	-----
668	ANDREW DAWSON	Sp	SIMON FRASER CAN	1:51.20	7	-----	-----
413	DAVIE STANFORD	Fr	ARK- MONTICELLO	1:52.57	8	-----	-----

EVENT OFFICIAL

TITLE

WIND READING: -----

Schedule - Prelim: 7:40PM-THURSDAY

Semi: 5:05PM-FRIDAY

Final: 5:55PM-SATURDAY

Records - NAIA : 1:47.02 EVANS WHITE PRAIRIE VIEW TX 1979

TRACK : 1:52.14 KEN PLUDE SAGINAW VALLEY MI 1984

2 HEATS OF 8, 3 HEATS OF 7 TOP 3 AND 4TH FASTEST TO SEMIS TOP 4 IN EACH SEMI TO FINAL

ENTRANT #	NAME	GR	AFFILIATION	PREV. MARK	POSITION	PLACE	MARK
159	STAN WYATT	Jr	KANSAS WESLEYAN	1:57.7	1	_____	_____
105	JOE SCOTT	Sr	CENTRAL STATE OK	1:51.4	2	_____	_____
622	CHARLES JENNER	Sp	MARYMOUNT KS	1:58.1	3	_____	_____
448	PETER SCOTT	Fr	WYLAND BAPTIST TX	1:52.85	4	_____	_____
319	BRETT MCKNIGHT	Sp	OKLAHOMA CHRISTIAN	1:53.96	5	_____	_____
325	RAY JETER	Fr	OUACHITA BAPTIST AR	1:53.04	6	_____	_____
457	MANVER SMITH	Sr	WEST VIRGINIA STATE	1:52.03	7	_____	_____
589	DOUG CORNFIELD	Sp	TAYLOR IN	1:54.2	8	_____	_____

EVENT OFFICIAL

TITLE

WIND READING: _____

NAIA NATL OUTDOOR T&F MT
200 METER RUN MEN

KEN HERRICK TR HILLS COL
PRELIN # 5

MAY 23-25, 1985
EVENT # 6

Schedule - Prelim: 7:40PM-THURSDAY

Semi: 5:05PM-FRIDAY

Final: 5:55PM-SATURDAY

Records - NAIA : 1:47.02
TRACK : 1:52.14

EVANS WHITE PRAIRIE VIEW TX 1979
KEN PLUDE SAGINAW VALLEY MI 1984

2 HEATS OF 8, 3 HEATS OF 7 TOP 3 AND 4TH FASTEST TO SEMIS TOP 4 IN EACH SEMI TO FINAL

ENTRANT #	NAME	GR	AFFILIATION	PREV. MARK	POSITION	PLACE	MARK
360	BILL MANGUS	Fr	RIO GRANDE OH	1:57.80	1	-----	-----
150	DRESS LARSON	Sp	DOANE NE	1:53.0	2	-----	-----
228	KENRICK WILLIAMS	Jr	LUBBOCK CHRISTIAN TX	1:51.68	3	-----	-----
318	BRENT FOWLER	Sp	OKLAHOMA CHRISTIAN	1:52.02	4	-----	-----
129	JIM CROSS	Sp	DEFIANCE OH	1:58.04	5	-----	-----
257	GREG HANTHORNE	Sr	MCMURRY TX	1:54.1	6	-----	-----
306	JAMONTY WASHINGTON	Sr	NORTHWOOD INSTITUTE MI	1:52.9	7	-----	-----
102	CHARLES JONES	Sr	CENTRAL STATE OK	1:53.96	8	-----	-----

EVENT OFFICIAL

TITLE

WIND READING: -----

NAIA NATL OUTDOOR T&F MT
200 METER DASH MEN ,

KEN HERRICK TR HILLS COL
PRELIM # 1

MAY 23-25, 1985
EVENT # 3

Schedule - Prelim: 8:05PM-THURSDAY

Semi: 4:50PM-SATURDAY

Final: 6:15PM-SATURDAY

Records - NAIA : 20.24
TRACK : 21.53

LARRY BLACK-NO. CAROLINA CEN
ELLIOTT TABRON

1972
MICHIGAN STATE 1984

4 HEATS OF 8

TOP 4 IN EACH HEAT TO SEMIS AND FINALS

ENTRANT #	NAME	GR	AFFILIATION	PREV. MARK	POSITION	PLACE	MARK
412	CARL SMITH	Jr	ARK- MONTICELLO	21.59	1	-----	-----
32	INNOCENT EGBUNIKE	Sr	AZUSA PACIFIC CA	20.74	2	-----	-----
270	ANDY PATZNER	Sp	MINOT STATE NE	21.78	3	-----	-----
305	DALE WASHINGTON	Sr	NORTHWOOD INSTITUTE MI	21.5	4	-----	-----
441	RUSSELL MITCHELL	Sr	WAYLAND BAPTIST TX	22.10	5	-----	-----
310	KEVIN MCGEEHEE	Jr	OKLAHOMA BAPTIST	21.27	6	-----	-----
97	STEVE BROWN	Fr	CENTRAL STATE OK	21.27	7	-----	-----
671	CHRIS LOCK	Sp	SIMON FRASER CAN	21.70	8	-----	-----

EVENT OFFICIAL

TITLE

WIND READING: _____

NAIA NATL OUTDOOR T&F MT
200 METER DASH MEN ,

KEN HERRICK TR HILLS COL
PRELIM # 2

MAY 23-25, 1985
EVENT # 3

Schedule - Prelim: 8:05PM-THURSDAY

Semi: 4:50PM-SATURDAY

Final: 6:15PM-SATURDAY

Records - NAIA : 20.24
TRACK : 21.53

LARRY BLACK-ND, CAROLINA CEN 1972
ELLIOTT TABRON

MICHIGAN STATE 1984

4 HEATS OF 8

TOP 4 IN EACH HEAT TO SEMIS AND FINALS

ENTRANT #	NAME	GR	AFFILIATION	PREV. MARK	POSITION	PLACE	MARK
206	NEIL TAYLOR	Sp	KEARNEY STATE NE	21.30	1	-----	-----
77	TROY KURETICH	Sr	CALIFORNIA LUTHERAN	21.60	2	-----	-----
444	ALRICK MUNROE	Fr	WAYLAND BAPTIST TX	21.49	3	-----	-----
401	CRAIG HANCOCK	Fr	TARLETON STATE TX	22.32	4	-----	-----
212	J. W. WALKER III	Jr	LANGSTON OK	21.80	5	-----	-----
242	VERNON STONE	Fr	MALONE OH	21.70	6	-----	-----
453	DEWITT HALE	Jr	WEST VIRGINIA STATE	21.23	7	-----	-----
428	KENNETH ROSS	Sp	SOUTHERN COLORADO	20.80	8	-----	-----

EVENT OFFICIAL

TITLE

WIND READING: -----

NAIA NATL OUTDOOR T&F MT
200 METER DASH MEN ,

KEN HERRICK TR HILLS COL
PRELIM # 3

MAY 23-25, 1985
EVENT # 3

Schedule - Prelim: 8:05PM-THURSDAY Semi: 4:50PM-SATURDAY Final: 6:15PM-SATURDAY

Records - NAIA : 20.24 LARRY BLACK-NO. CAROLINA CEN 1972
 TRACK : 21.53 ELLIOTT TABRON MICHIGAN STATE 1984

4 HEATS OF 8

TOP 4 IN EACH HEAT TO SEMIS AND FINALS

ENTRANT #	NAME	GR	AFFILIATION	PREV. MARK	POSITION	PLACE	MARK
560	AARON LANG	Jr	PITTSBURG STATE KS	20.90	1	-----	-----
443	DEVON MORRIS	Fr	WAYLAND BAPTIST TX	21.18	2	-----	-----
196	JAY CLARK	Sr	KANSAS WESLEYAN	22.20	3	-----	-----
292	MIKE OSBORN	Sr	NORTHWESTERN STATE OK	21.61	4	-----	-----
254	DAN GAINES	Sp	MCMURRY TX	21.80	5	-----	-----
405	ERNEST WILLIAMS	Fr	TARLETON STATE TX	21.64	6	-----	-----
166	DAN BLANFORD	Fr	HASTINGS NE	21.4	7	-----	-----
181	GREG WILLIAMS	Sp	HENDERSON STATE AR	21.49	8	-----	-----

EVENT OFFICIAL

TITLE

WIND READING: -----

NAIA NATL OUTDOOR T&F MT
200 METER DASH MEN ,

KEN HERRICK TR HILLS COL
PRELIM # 4

MAY 23-25, 1985
EVENT # 3

Schedule - Prelim: 8:05PM-THURSDAY

Semi: 4:50PM-SATURDAY

Final: 6:15PM-SATURDAY

Records - NAIA : 20.24
TRACK : 21.53

LARRY BLACK-NO. CAROLINA CEN 1972
ELLIOTT TABRON

MICHIGAN STATE 1984

4 HEATS OF 8

TOP 4 IN EACH HEAT TO SEMIS AND FINALS

ENTRANT #	NAME	GR	AFFILIATION	PREV. MARK	POSITION	PLACE	MARK
393	CLAUDE PERKINS	Sr	TARKIO MO	21.10	1	-----	-----
594	WILLY WOOD	Jr	TAYLOR IN	22.02	2	-----	-----
507	STEVE WINSTON	Fr	PANHANDLE STATE OK	21.63	3	-----	-----
639	TIMMY TAYLOR	Sp	SOUTHWESTERN KS	21.4	4	-----	-----
296	STACEY COOPER	Sr	NORTHWOOD INSTITUTE MI	21.87	5	-----	-----
255	ALBERT HATCHER	Fr	MCMURRY TX	21.40	6	-----	-----
3	FRED GRACE	Sp	ADAMS STATE CO	21.64	7	-----	-----
345	SCOTT FERGUSON	Fr	PRAIRIE VIEW A&M TX	21.12	8	-----	-----

EVENT OFFICIAL

TITLE

WIND READING: -----

NAIA NATL OUTDOOR T&F MT
400 M HURDLES MEN

KEN HERRICK TR HILLS COL
PRELIM # 1

MAY 23-25, 1985
EVENT # 5

Schedule - Prelim: 8:30PM-THURSDAY

Semi: 7:30PM-FRIDAY

Final: 5:15PM-SATURDAY

Records - NAIA : 50.05
TRACK : 51.28

ED BROWN SAGINAW VALLEY MI 1984
ED BROWN SAGINAW VALLEY MI 1984

4 PRELIM. HEATS TOP 4 TO SEMIS AND FINALS

ENTRANT #	NAME	GR	AFFILIATION	PREV. MARK	POSITION	PLACE	MARK
					1		
600	DWAYNE ROBERTS	Jr	CENTRAL ARKANSAS	52.50	2		
547	DUANE WARVEL	Sp	MARION IN	54.54	3		
442	DENNIS MOORE	Jr	WAYLAND BAPTIST TX	51.28	4		
389	DARROW SMITH	Sr	SPRING ARBOR MI	53.10	5		
558	TODD HARRIS	Jr	PITTSBURG STATE KS	53.25	6		
104	DANNY RAYNOR	Fr	CENTRAL STATE OK	54.15	7		
455	SCOTT LESTER	Sp	WEST VIRGINIA STATE	52.54	8		

EVENT OFFICIAL

TITLE

WIND READING: _____

NAIA NATL OUTDOOR T&F MT
400 M HURDLES MEN

KEN HERRICK TR HILLS COL
PRELIM # 2

MAY 23-25, 1985
EVENT # 5

Schedule - Prelim: 8:30PM-THURSDAY

Semi: 7:30PM-FRIDAY

Final: 5:15PM-SATURDAY

Records - NAIA : 50.05
TRACK : 51.28

ED BROWN SAGINAW VALLEY MI 1984
ED BROWN SAGINAW VALLEY MI 1984

4 PRELIM. HEATS TOP 4 TO SEMIS AND FINALS

ENTRANT #	NAME	GR	AFFILIATION	PREV. MARK	POSITION	PLACE	MARK
					1	-----	-----
453	DEWITT HALE	Jr	WEST VIRGINIA STATE	51.30	2	-----	-----
597	KERVIN ERYING	Sp	CENTRAL ARKANSAS	53.10	3	-----	-----
665	PHIL PITNEY		WESTMONT CA	52.47	4	-----	-----
349	LANCE GREEN	Jr	PRAIRIE VIEW A&M TX	52.71	5	-----	-----
148	BRENT HARSON	Jr	DOANE NE	54.60	6	-----	-----
320	DON SMITH	Sp	OKLAHOMA CHRISTIAN	53.05	7	-----	-----
224	GLENN PARHAM	Sp	LUBBOCK CHRISTIAN TX	54.01	8	-----	-----

EVENT OFFICIAL

TITLE

WIND READING: -----

NAIA NATL OUTDOOR T&F MT
400 M HURDLES MEN

KEN HERRICK TR HILLS COL
PRELIM # 3

MAY 23-25, 1985
EVENT # 5

Schedule - Prelim: 8:30PM-THURSDAY Semi: 7:30PM-FRIDAY Final: 5:15PM-SATURDAY

Records - NAIA : 50.05 ED BROWN SAGINAW VALLEY MI 1984
 TRACK : 51.28 ED BROWN SAGINAW VALLEY MI 1984

4 PRELIM. HEATS TOP 4 TO SEMIS AND FINALS

ENTRANT #	NAME	GR	AFFILIATION	PREV. MARK	POSITION	PLACE	MARK
					1		
200	GREG BRITTENHAM	Sr	KEARNEY STATE NE	54.00	2		
579	JOHN MATT	Jr	POINT LOMA NAZARENE CA	52.06	3		
49	PAUL WEBB	Sr	AZUSA PACIFIC CA	51.70	4		
667	RAND CLEMENT	Sp	SINON FRASER CAN	53.42	5		
616	CHARLES CHANDLER	Jr	CENTRAL WASHINGTON	54.8	6		
376	TERRY SUMMONS	Fr	SOUTHERN ARKANSAS	53.03	7		
550	ANTHONY LEAKS	Jr	MISSOURI BAPTIST	52.75	8		

EVENT OFFICIAL

TITLE

WIND READING: _____

NAIA NATL OUTDOOR T&F MT
400 M HURDLES MEN ,

KEN HERRICK TR HILLS COL
PRELIM # 4

MAY 23-25, 1985
EVENT # 5

Schedule - Prelim: 8:30PM-THURSDAY

Semi: 7:30PM-FRIDAY

Final: 5:15PM-SATURDAY

Records - NAIA : 50.05
TRACK : 51.28

ED BROWN SAGINAW VALLEY MI 1984
ED BROWN SAGINAW VALLEY MI 1984

4 PRELIM. HEATS TOP 4 TO SEMIS AND FINALS

ENTRANT #	NAME	GR AFFILIATION	PREV. MARK	POSITION	PLACE	MARK
492	MARTIN SCHMIDT	Sp FORT HAYS STATE KS	53.7	1	-----	-----
130	AL SAYLOR	Sr DEFIANCE OH	56.04	2	-----	-----
353	KEVIN MCKINLEY	Jr PRAIRIE VIEW A&M TX	51.78	3	-----	-----
311	RANCE SHIELDS	Fr OKLAHOMA BAPTIST	55.10	4	-----	-----
280	RANDY MARTIN	Sr MCMURRY TX	53.00	5	-----	-----
30	BRIAN ARNOLD	Sp AZUSA PACIFIC CA	52.02	6	-----	-----
231	DAVE FATHEREE	Jr MALONE OH	53.00	7	-----	-----
380	ANDY OLSON	Sp SOUTHWEST STATE MN	53.90	8	-----	-----

EVENT OFFICIAL

TITLE

WIND READING:

NAIA NATL OUTDOOR T&F MT
10,000 METER RUN MEN,

KEN HERRICK TR HILLS COL
FINAL

MAY 23-25, 1985
EVENT # 9

Schedule - Prelim:

Semi:

Final: 9:20PM-THURSDAY

Records - NAIA : 29:22.40 SAN MONTOYA ADAMS STATE CO 1984
TRACK : 31:16.64 MIKE NUGENT HILLSDALE MI 1985

FINAL ONLY

ENTRANT #	NAME	GR	AFFILIATION	PREV. MARK	POSITION	PLACE	MARK
269	JARET BAKER	Fr	MINOT STATE NE	32:31.26	1	-----	-----
473	JEFF SANCHEZ	Sr	WESTERN STATE CO	30:28.00	2	-----	-----
510	ROBERT LEMUEL	Sp	SAGINAW VALLEY STATE MI	31:03.00	3	-----	-----
578	CAM MATSON	Sp	POINT LOMA NAZARENE CA	31:11.14	4	-----	-----
421	TIMOTHY RENZELMANN	Jr	WISC-PARKSIDE	30:45.50	5	-----	-----
493	PAUL AUFDEMBURGE	Sp	HILLSDALE MI	31:03.5	6	-----	-----
576	DENIS KIELY	Fr	POINT LOMA NAZARENE CA	31:27.40	7	-----	-----
572	TOMAS ANDERSSON	Sr	POINT LOMA NAZARENE CA	30:06.14	8	-----	-----
216	MICHAEL FRIESS	Sr	LINFIELD OR	30:34.24	9	-----	-----
609	TRAVIS STEPHENS	Sr	WISC-EAU CLAIRE	31:55.95	10	-----	-----
8	RICK ROYBOL	Jr	ADAMS STATE CO	30:21.00	11	-----	-----
611	TIM MARTIN	Fr	ARKANSAS COLLEGE	30:47.00	12	-----	-----
159	BRIAN ZELLNER	Sr	GRACE IN	32:16.00	13	-----	-----
247	RICK WILSON	Sp	MALONE OH	30:37.10	14	-----	-----
96	JOHN BEGAY	Sr	CENTRAL STATE OK	31:42.00	15	-----	-----
2	DAVE CUADRADO	Sr	ADAMS STATE CO	28:56.00	16	-----	-----

EVENT OFFICIAL

TITLE

WIND READING: -----

NAIA NATL OUTDOOR T&F MT
110 METER HURDLE MEN,

KEN HERRICK TR HILLS COL
SEMI # 1

MAY 23-25, 1985
EVENT # 2

Schedule - Prelim: 6:30PM-THURSDAY

Semi: 3:50PM-FRIDAY

Final: 6:55PM-FRIDAY

Records - NAIA : 13.74
TRACK : 14.44

RODNEY MILBURN-SOUTHERN BR
DALE WASHINGTON

1972
NORTHWOOD MI 1985

TRIAL 3 HEATS OF 6, 1 HEAT OF 7-QUALIFY 4 TO SEMIS 2 HEATS OF 8-QUALIFY 4 TO FINALS

ENTRANT #	NAME	GR	AFFILIATION	PREV. MARK	POSITION	PLACE	MARK
455	SCOTT LESTER	Sp	WEST VIRGINIA STATE	15.29	1	-----	-----
616	CHARLES CHANDLER	Jr	CENTRAL WASHINGTON	14.79	2	-----	-----
324	CARY HALL	Sr	OUACHITA BAPTIST AR	14.58	3	-----	-----
30	BRIAN ARNOLD	Sp	AZUSA PACIFIC CA	14.42	4	-----	-----
573	CHRIS BRANHAM	Jr	POINT LOMA NAZARENE CA	14.20	5	-----	-----
305	DALE WASHINGTON	Sr	NORTHWOOD INSTITUTE MI	14.53	6	-----	-----
558	TODD HARRIS	Jr	PITTSBURG STATE KS	14.66	7	-----	-----
177	TERRY CLARDY	Jr	HENDERSON STATE AR	14.83	8	-----	-----

EVENT OFFICIAL

TITLE

WIND READING: _____

NAIA NATL OUTDOOR T&F MT
110 METER HURDLE MEN,

KEN HERRICK TR HILLS COL
SEMI # 2

MAY 23-25, 1985
EVENT # 2

Schedule - Prelim: 6:30PM-THURSDAY

Semi: 3:50PM-FRIDAY

Final: 6:55PM-FRIDAY

Records - NAIA : 13.74
TRACK : 14.44

RODNEY MILBURN-SOUTHERN BR
DALE WASHINGTON

1972
NORTHWOOD MI 1985

TRIAL 3 HEATS OF 6, 1 HEAT OF 7-QUALIFY 4 TO SEMIS 2 HEATS OF 8-QUALIFY 4 TO FINALS

ENTRANT #	NAME	GR	AFFILIATION	PREV. MARK	POSITION	PLACE	MARK
425	GARY BIDWELL	Sr	SOUTHERN COLORADO	14.95	1	_____	_____
289	BILL GUTZ	Sr	NORTHWESTERN IA	14.77	2	_____	_____
29	SCOTT TAYLOR	Sp	AUSTIN TX	14.58	3	_____	_____
574	ROBBIE BUTLER	Jr	POINT LOMA NAZARENE CA	14.34	4	_____	_____
440	RAY MCNEAL	Sr	WAYLAND BAPTIST TX	14.31	5	_____	_____
511	RON MARX	Sr	SAGINAW VALLEY STATE MI	14.56	6	_____	_____
19	RODNEY BROOKS	Sp	ARKANSAS TECH	14.71	7	_____	_____
95	TIM WALTERS	Sp	CEDARVILLE OH	14.89	8	_____	_____

EVENT OFFICIAL

TITLE

WIND READING: _____

NAIA NATL OUTDOOR T&F MT
400 METER DASH MEN ,

KEN HERRICK TR HILLS COL
SEMI # 1

MAY 23-25, 1985
EVENT # 4

Schedule - Prelim: 6:55PM-THURSDAY

Semi: 4:40PM-FRIDAY

Final: 5:35PM-SATURDAY

Records - NAIA : 45.38
TRACK : 46.84

EUGENE SANDERS-MISS.VALLEY
ELLIOT TABRON

1981
MICHIGAN STATE 1984

2 HEATS OF 8, 2 HEATS OF 7-TOP 4 TO SEMIS 2 HEATS OF 8-TOP 4 TO FINALS

ENTRANT #	NAME	SR	AFFILIATION	PREV. MARK	POSITION	PLACE	MARK
675	PAUL THOLA	Fr	SIMON FRASER CAN	49.31	1	-----	-----
596	BYRON BAILEY	Jr	CENTRAL ARKANSAS	48.35	2	-----	-----
61	KURT SMALLWOOD	Jr	BETHANY KS	47.77	3	-----	-----
441	RUSSELL MITCHELL	Sr	WAYLAND BAPTIST TX	46.93	4	-----	-----
443	DEVON MORRIS	Fr	WAYLAND BAPTIST TX	46.60	5	-----	-----
301	KIM MCCOY	Sr	NORTHWOOD INSTITUTE MI	47.76	6	-----	-----
449	MOSES UGBISIE	Sp	WAYLAND BAPTIST TX	47.79	7	-----	-----
378	TERRY WARE	Sr	SOUTHERN ARKANSAS	48.37	8	-----	-----

EVENT OFFICIAL

TITLE

WIND READING: -----

NAIA NATL OUTDOOR T&F MT
400 METER DASH MEN ,

KEN HERRICK TR HILLS COL
SEMI # 2

MAY 23-25, 1985
EVENT # 4

Schedule - Prelim: 6:55PM-THURSDAY

Semi: 4:40PM-FRIDAY

Final: 5:35PM-SATURDAY

Records - NAIA : 45.38
TRACK : 46.84

EUGENE SANDERS-MISS.VALLEY
ELLIOT TABRON

1981
MICHIGAN STATE 1984

2 HEATS OF 8, 2 HEATS OF 7-TOP 4 TO SEMIS 2 HEATS OF 8-TOP 4 TO FINALS

ENTRANT #	NAME	GR	AFFILIATION	PREV. MARK	POSITION	PLACE	MARK
374	AL HAGEN	Fr	SOUTHERN ARKANSAS	49.00	1	-----	-----
255	ALBERT HATCHER	Fr	MCMURRY TX	47.98	2	-----	-----
233	ANTHONY KING	Sp	MALONE OH	47.57	3	-----	-----
445	PATRICK NWANGUZU	Sp	WAYLAND BAPTIST TX	47.07	4	-----	-----
371	SAMMY EPPS	Sr	SOUTHERN ARKANSAS	46.89	5	-----	-----
348	ANTHONY GRANVILLE	Sr	PRAIRIE VIEW A&M TX	47.40	6	-----	-----
106	KEITH SINGLETON	Jr	CENTRAL STATE OK	47.80	7	-----	-----
298	TROY EGGLESTON	Fr	NORTHWOOD INSTITUTE MI	48.43	8	-----	-----

EVENT OFFICIAL

TITLE

WIND READING:-----

NAIA NATL OUTDOOR T&F MT
400 M HURDLES MEN ,

KEN HERRICK TR HILLS COL
SEMI # 1

MAY 23-25, 1985
EVENT # 5

Schedule - Prelim: 8:30PM-THURSDAY

Semi: 7:30PM-FRIDAY

Final: 5:15PM-SATURDAY

Records - NAIA : 50.05 ED BROWN SAGINAW VALLEY MI 1984
TRACK : 51.28 ED BROWN SAGINAW VALLEY MI 1984

4 PRELIM. HEATS TOP 4 TO SEMIS AND FINALS

ENTRANT #	NAME	GR	AFFILIATION	PREV. MARK	POSITION	PLACE	MARK
380	ANDY OLSON	Sp	SOUTHWEST STATE MN	54.53	1	-----	-----
600	DWAYNE ROBERTS	Jr	CENTRAL ARKANSAS	53.52	2	-----	-----
148	BRENT HARSON	Jr	DOANE NE	52.94	3	-----	-----
49	PAUL WEBB	Sr	AZUSA PACIFIC CA	52.28	4	-----	-----
453	DEWITT HALE	Jr	WEST VIRGINIA STATE	51.05	5	-----	-----
349	LANCE GREEN	Jr	PRAIRIE VIEW A&M TX	52.89	6	-----	-----
231	DAVE FATHEREE	Jr	MALONE OH	53.49	7	-----	-----
667	RAND CLEMENT	Sp	SINON FRASER CAN	53.70	8	-----	-----

EVENT OFFICIAL

TITLE

WIND READING: -----

NAIA NATL OUTDOOR T&F MT
400 M HURDLES MEN ,

KEN HERRICK TR HILLS COL
SEMI # 2

MAY 23-25, 1985
EVENT # 5

Schedule - Prelim: 8:30PM-THURSDAY

Semi: 7:30PM-FRIDAY

Final: 5:15PM-SATURDAY

Records - NAIA : 50.05
TRACK : 51.28

ED BROWN SAGINAW VALLEY MI 1984
ED BROWN SAGINAW VALLEY MI 1984

4 PRELIM. HEATS TOP 4 TO SEMIS AND FINALS

ENTRANT #	NAME	GR	AFFILIATION	PREV. MARK	POSITION	PLACE	MARK
30	BRIAN ARNOLD	Sp	AZUSA PACIFIC CA	54.41	1	-----	-----
320	DON SMITH	Sp	OKLAHOMA CHRISTIAN	53.13	2	-----	-----
579	JOHN MATT	Jr	POINT LOMA NAZARENE CA	52.84	3	-----	-----
442	DENNIS MOORE	Jr	WAYLAND BAPTIST TX	52.29	4	-----	-----
550	ANTHONY LEAKS	Jr	MISSOURI BAPTIST	51.99	5	-----	-----
389	DARROW SMITH	Sr	SPRING ARBOR MI	52.67	6	-----	-----
665	PHIL PITNEY		WESTMONT CA	52.97	7	-----	-----
260	RANDY MARTIN	Sr	MCMURRY TX	53.91	8	-----	-----

EVENT OFFICIAL

TITLE

WIND READING: -----

NAIA NATL OUTDOOR T&F MT
800 METER RUN MEN ,

KEN HERRICK TR HILLS COL
SEMI # 1

MAY 23-25, 1985
EVENT # 6

Schedule - Prelim: 7:40PM-THURSDAY

Semi: 5:05PM-FRIDAY

Final: 5:55PM-SATURDAY

Records - NAIA : 1:47.02
TRACK : 1:52.14

EVANS WHITE PRAIRIE VIEW TX 1979
KEN PLUDE SAGINAW VALLEY MI 1984

2 HEATS OF 8, 3 HEATS OF 7 TOP 3 AND 4TH FASTEST TO SEMIS TOP 4 IN EACH SEMI TO FINAL

ENTRANT #	NAME	GR	AFFILIATION	PREV. MARK	POSITION	PLACE	MARK
328	RUSS COLE	Sp	PACIFIC LUTHERAN WA	1:53.89	1	-----	-----
114	SCOTT B HARTLEY	Sr	COLORADO SCHOOL OF MINES	1:53.54	2	-----	-----
448	PETER SCOTT	Fr	WAYLAND BAPTIST TX	1:54.24	3	-----	-----
343	ERNEST BELL	Sr	PRAIRIE VIEW A&M TX	1:53.34	4	-----	-----
150	GREGG LARSON	Sp	DOANE NE	1:52.60	5	-----	-----
306	JAMONTY WASHINGTON	Sr	NORTHWOOD INSTITUTE MI	1:53.29	6	-----	-----
105	JOE SCOTT	Sr	CENTRAL STATE OK	1:53.77	7	-----	-----
325	RAY JETER	Fr	QUACHITA BAPTIST AR	1:53.86	8	-----	-----

EVENT OFFICIAL

TITLE

WIND READING: -----

NAIA NATL OUTDOOR T&F MT
800 METER RUN MEN ,

KEN HERRICK TR HILLS COL
SEMI # 2

MAY 23-25, 1985
EVENT # 6

Schedule - Prelim: 7:40PM-THURSDAY

Semi: 5:05PM-FRIDAY

Final: 5:55PM-SATURDAY

Records - NAIA : 1:47.02
TRACK : 1:52.14

EVANS WHITE PRAIRIE VIEW TX 1979
KEN PLUDE SAGINAW VALLEY MI 1984

2 HEATS OF 8, 3 HEATS OF 7 TOP 3 AND 4TH FASTEST TO SEMIS TOP 4 IN EACH SEMI TO FINAL

ENTRANT #	NAME	GR	AFFILIATION	PREV. MARK	POSITION	PLACE	MARK
84	MIKE ZARAGOZA	Jr	CALIFORNIA LUTHERAN	1:54.78	1	-----	-----
116	DOUGLAS S TUDOR	Sr	COLORADO SCHOOL OF MINES	1:54.90	2	-----	-----
318	BRENT FOWLER	Sp	OKLAHOMA CHRISTIAN	1:52.95	3	-----	-----
413	DAVIE STANFORD	Fr	ARK- MONTICELLO	1:54.71	4	-----	-----
227	ALEX TORREZ	Jr	LUBBOCK CHRISTIAN TX	1:53.40	5	-----	-----
25	ROBERT GUNTER	Sp	ARKANSAS TECH	1:54.78	6	-----	-----
228	KENRICK WILLIAMS	Jr	LUBBOCK CHRISTIAN TX	1:52.76	7	-----	-----
663	SCOTT CAMP		WESTMONT CA	1:53.89	8	-----	-----

EVENT OFFICIAL

TITLE

WIND READING:-----

NAIA NATL OUTDOOR T&F MT
STEEPLECHASE

KEN HERRICK TR HILLS COL
FINAL

MAY 23-25, 1985
EVENT # 11

Schedule - Prelim:

Semi: 4:25PM-THURSDAY

Final: 3:45PM-SATURDAY

Records - NAIA : 8:45.69
TRACK : 9:02.44

KREGG EINSPAHR CONCORDIA NE
JOHN DETRO

1981
SIENA HEIGHT MI 1985

1 HEAT OF 13 & 1 HEAT OF 14 QUALIFY 6 FROM EACH HEAT TO FINALS

ENTRANT #	NAME	GR	AFFILIATION	PREV. MARK	POSITION	PLACE	MARK
366	JOHN DETRO	Sr	SIENA HEIGHTS MI	9:08.50	1	-----	-----
146	FRITZ BUSCH	Jr	DOANE NE	9:15.28	2	-----	-----
204	MIKE HAMM	Jr	KEARNEY STATE NE	9:11.38	3	-----	-----
237	MARTIN MEYER	Sr	MALONE OH	9:25.0	4	-----	-----
470	DENNIS LECK	Sr	WESTERN STATE CO	9:06.62	5	-----	-----
634	BRIAN LENZ	Jr	SOUTHWESTERN KS	9:19.68	6	-----	-----
241	TOM SHETLER	Sp	MALONE OH	9:12.41	7	-----	-----
31	ANDREW DANIELS	Sr	AZUSA PACIFIC CA	9:09.98	8	-----	-----
141	BILL DENT	Sp	DICKINSON STATE ND	9:14.13	9	-----	-----
517	JOHN BIEK	Sr	SAGINAW VALLEY STATE MI	9:27.94	10	-----	-----
12	KEN WOODARD	Fr	ADAMS STATE CO	9:19.57	11	-----	-----
420	DANIEL PETERSON	Fr	WISC-PARKSIDE	9:21.32	12	-----	-----

EVENT OFFICIAL

TITLE

WIND READING: -----

NAIA NATL OUTDOOR T&F MT
RELAY 4 X 100 MEN ,

KEN HERRICK TR HILLS COL
SEMI # 1

MAY 23-25, 1985
EVENT # 13

Schedule - Prelim: 5:00PM-THURSDAY

Semi: 5:30PM-FRIDAY

Final: 4:10PM-SATURDAY

Records - NAIA : 40.03
TRACK : 41.69

ABILENE CHRISTIAN TX 1982
NORTHWOOD INSTITUTE MI 1985

3 HEATS OF 7 ADVANCE TOP 5 FROM EACH HEAT PLUS FASTEST 6TH PLACE TO SEMIS

ENTRANT #	NAME	GR	AFFILIATION	PREV. MARK	POSITION	PLACE	MARK
701	/MCMURRY COLLEGE	MCMURRY	TX	41.82	1	_____	_____
711	/MISSOURI BAPTIST	MISSOURI	BAPTIST	41.99	2	_____	_____
707	/CALIFORNIA LUTHERAN	CALIFORNIA	LUTHERAN	41.52	3	_____	_____
686	/WAYLAND BAPTIST	WAYLAND	BAPTIST TX	40.22	4	_____	_____
684	/SOUTHERN ARKANSAS	SOUTHERN	ARKANSAS	41.51	5	_____	_____
712	/PITTSBURG STATE	PITTSBURG	STATE KS	41.69	6	_____	_____
682	/OKLAHOMA BAPTIST	OKLAHOMA	BAPTIST	42.07	7	_____	_____
717	/WESTERN WASHINGTON	WESTERN	WASHINGTON	42.44	8	_____	_____

EVENT OFFICIAL

TITLE

WIND READING: _____

NAIA NATL OUTDOOR T&F MT
RELAY 4 X 100 MEN ,

KEN HERRICK TR HILLS COL
SEMI # 2

MAY 23-25, 1985
EVENT # 13

Schedule - Prelim: 5:00PM-THURSDAY

Semi: 5:30PM-FRIDAY

Final: 4:10PM-SATURDAY

Records - NAIA : 40.03
TRACK : 41.69

ABILENE CHRISTIAN TX 1982
NORTHWOOD INSTITUTE MI 1985

3 HEATS OF 7 ADVANCE TOP 5 FROM EACH HEAT PLUS FASTEST 6TH PLACE TO SEMIS

ENTRANT #	NAME	GR	AFFILIATION	PREV. MARK	POSITION	PLACE	MARK
688	/WHITWORTH COLLEGE	WHITWORTH	WA	42.0	1	-----	-----
715	/CENTRAL STATE OK	CENTRAL STATE	OK	41.69	2	-----	-----
694	/CONCORDIA	CONCORDIA	NE	41.54	3	-----	-----
690	/AZUSA PACIFIC	AZUSA PACIFIC	CA	41.18	4	-----	-----
716	/ARK-MONTICELLO	ARK- MONTICELLO		41.30	5	-----	-----
680	/NORTHWOOD MI	NORTHWOOD INSTITUTE	MI	41.60	6	-----	-----
705	/SOUTHWESTERN KA	SOUTHWESTERN	KS	41.85	7	-----	-----
710	/HENDERSON STATE	HENDERSON STATE	AR	42.09	8	-----	-----

EVENT OFFICIAL

TITLE

WIND READING: -----

NAIA NATL OUTDOOR T&F MT
100 METER DASH MEN ,

KEN HERRICK TR HILLS COL
SEMI # 1

MAY 23-25, 1985
EVENT # 24

Schedule - Prelim: 7:15PM-THURSDAY

Semi: 4:20PM-FRIDAY

Final: 7:50PM-FRIDAY

Records - NAIA : 10.15
TRACK : 10.68

INNOCENT EGBUNIKE AZ PAC CA 1984
RANDY SMITH 1984

1 HEAT OF 7, 3 HEATS OF 8 4 FROM EACH HEAT TO SEMIS

ENTRANT #	NAME	GR	AFFILIATION	PREV. MARK	POSITION	PLACE	MARK
411	ERIC SANDERS	Sp	ARK- MONTICELLO	10.87	1		
345	SCOTT FERGUSON	Fr	PRAIRIE VIEW A&M TX	10.74	2		
437	MORRIS EGBON	Sp	WAYLAND BAPTIST TX	10.70	3		
429	KENNETH ROSS	Sp	SOUTHERN COLORADO	10.53	4		
444	ALRICK MUNROE	Fr	WAYLAND BAPTIST TX	10.46	5		
639	TIMMY TAYLOR	Sp	SOUTHWESTERN KS	10.69	6		
479	MIKE MOORE	Sr	WHITWORTH WA	10.70	7		
121	DAVID PALMER	Sp	CONCORDIA NE	10.77	8		

EVENT OFFICIAL

TITLE

WIND READING:

NAIA NATL OUTDOOR T&F MT
100 METER DASH MEN ,

KEN HERRICK TR HILLS COL
SEMI # 2

MAY 23-25, 1985
EVENT # 24

Schedule - Prelim: 7:15PM-THURSDAY

Semi: 4:20PM-FRIDAY

Final: 7:50PM-FRIDAY

Records - NAIA : 10.15
TRACK : 10.68

INNOCENT EGBUNIKE AZ PAC CA 1984
RANDY SMITH 1984

1 HEAT OF 7, 3 HEATS OF 8 4 FROM EACH HEAT TO SEMIS

ENTRANT #	NAME	GR	AFFILIATION	PREV. MARK	POSITION	PLACE	MARK
472	HORACE PUGH	Sr	WESTERN STATE CO	10.84	1		
181	GREG WILLIAMS	Sp	HENDERSON STATE AR	10.71	2		
310	KEVIN MCGEEHEE	Jr	OKLAHOMA BAPTIST	10.63	3		
560	AARON LANG	Jr	PITTSBURG STATE KS	10.54	4		
32	INNOCENT EGBUNIKE	Sr	AZUSA PACIFIC CA	10.49	5		
35	DONNIE HARRIS	Jr	AZUSA PACIFIC CA	10.60	6		
393	CLAUDE PERKINS	Sr	TARKIO MO	10.70	7		
400	JAMES CONLEY	Jr	TARLETON STATE TX	10.80	8		

EVENT OFFICIAL

TITLE

WIND READING: _____

NAIA NATL OUTDOOR T&F MT
TRIPLE JUMP

KEN HERRICK TR HILLS COL
PRELIM # 1

MAY 23-25, 1985
EVENT # 18

Schedule - Prelim:

Semi:

Final: 1:00PM-FRIDAY

Records - NAIA : 53-06.5
TRACK : 46-05.25

CARY TYLER BIOLA CA
TERRY BEAUFORD

1981
EASTERN MICH 1985

5 FLIGHTS OF 5

8 QUALIFY FOR FINALS

ENTRANT #	NAME	GR	AFFILIATION	PREV. MARK	POSITION	PLACE	MARK
446	EMMANUEL OHIVRI	Sp	WAYLAND BAPTIST TX	48-03.5	1	_____	_____
354	DENNIS MCWHINNEY	Fr	PRAIRIE VIEW A&M TX	49-01.5	2	_____	_____
72	RAY WILMOTH	Jr	BLUFFTON OH	44-02.0	3	_____	_____
315	TED BOOKER	Fr	OKLAHOMA CHRISTIAN	49-10.5	4	_____	_____
640	RICKY TELLIS	Fr	SOUTHWESTERN KS	48-01.5	5	_____	_____

EVENT OFFICIAL

TITLE

WIND READING: _____

NAIA NATL OUTDOOR T&F MT
TRIPLE JUMP

KEN HERRICK TR HILLS COL
PRELIM # 2

MAY 23-25, 1985
EVENT # 18

Schedule - Prelim:

Semi:

Final: 1:00PM-FRIDAY

Records - NAIA : 53-06.5
TRACK : 46-05.25

CARY TYLER BIOLA CA
TERRY BEAUFORD

1981
EASTERN MICH 1985

5 FLIGHTS OF 5

8 QUALIFY FOR FINALS

ENTRANT #	NAME	GR	AFFILIATION	PREV. MARK	POSITION	PLACE	MARK
1	CURT CHRISTIANSON	Sp	ADAMS STATE CO	50-00.5	1	-----	-----
362	RAY PERRY	Sp	RIO GRANDE OH	45-04.25	2	-----	-----
14	JON DAVENPORT	Sr	ANDERSON IN	48-06.0	3	-----	-----
455	SCOTT LESTER	Sp	WEST VIRGINIA STATE	49-01.5	4	-----	-----
280	CARL COOK	Sr	NORTHERN STATE SD	47-09.5	5	-----	-----

EVENT OFFICIAL

TITLE

WIND READING: -----

NAIA NATL OUTDOOR T&F MT
TRIPLE JUMP

KEN HERRICK TR HILLS COL
PRELIM # 3

MAY 23-25, 1985
EVENT # 18

Schedule - Prelim:

Semi:

Final: 1:00PM-FRIDAY

Records - NAIA : 53-06.5
TRACK : 46-05.25

CARY TYLER BIOLA CA
TERRY BEAUFORD

1981
EASTERN MICH 1985

5 FLIGHTS OF 5

8 QUALIFY FOR FINALS

ENTRANT #	NAME	GR	AFFILIATION	PREV. MARK	POSITION	PLACE	MARK
372	MICHAEL GEORGE	Sr	SOUTHERN ARKANSAS	49-00.0	1	-----	-----
626	CHARLES NANCE	Sp	PARK MO	50-06.0	2	-----	-----
427	MYRON JEFFERSON	Fr	SOUTHERN COLORADO	48-08.0	3	-----	-----
151	KEN MARVIN	Sr	DOANE NE	47-06.0	4	-----	-----
388	LEE ROGERS	Jr	SPRING ARBOR MI	45-05.0	5	-----	-----

EVENT OFFICIAL

TITLE

WIND READING:-----

NAIA NATL OUTDOOR T&F MT
TRIPLE JUMP

KEN HERRICK TR HILLS COL
PRELIM # 4

MAY 23-25, 1985
EVENT # 18

Schedule - Prelim:

Semi:

Final: 1:00PM-FRIDAY

Records - NAIA : 53-06.5
TRACK : 46-05.25

CARY TYLER BIOLA CA
TERRY BEAUFORD

1981
EASTERN MICH 1985

5 FLIGHTS OF 5

8 QUALIFY FOR FINALS

ENTRANT #	NAME	GR	AFFILIATION	PREV. MARK	POSITION	PLACE	MARK
489	DON CARTER	Sp	FORT HAYS STATE KS	51-01.0	1	-----	-----
55	ROD DYCK	Jr	BETHANY KS	48-11.0	2	-----	-----
81	DONALD PRICE	Sr	CALIFORNIA LUTHERAN	48-11.75	3	-----	-----
660	JAY WANGSMO	Sr	WESTERN WASHINGTON	46-01.0	4	-----	-----
614	ERIC JOSEPH		BIOLA CA	47-05.0	5	-----	-----

EVENT OFFICIAL

TITLE

WIND READING: -----

NAIA NATL OUTDOOR T&F MT
TRIPLE JUMP

KEN HERRICK TR HILLS COL
PRELIM # 5

MAY 23-25, 1985
EVENT # 18

Schedule - Prelim:

Semi:

Final: 1:00PM-FRIDAY

Records - NAIA : 53-06.5
TRACK : 46-05.25

CARY TYLER BIOLA CA
TERRY BEAUFORD

1981
EASTERN MICH 1985

5 FLIGHTS OF 5

8 QUALIFY FOR FINALS

ENTRANT #	NAME	GR	AFFILIATION	PREV. MARK	POSITION	PLACE	MARK
537	LORIN LARSEN		DAKOTA STATE SD	47-04.0	1	-----	-----
16	BEVAN SMITH	Jr	ANDERSON IN	48-11.5	2	-----	-----
142	BRAD SHELL	Sp	DICKINSON STATE ND	46-04.0	3	-----	-----
454	JAMES LAND	Sp	WEST VIRGINIA STATE	48-11.0	4	-----	-----
357	EDWARD WILLIAMS	Jr	PRAIRIE VIEW A&M TX	51-11.5	5	-----	-----

EVENT OFFICIAL

TITLE

WIND READING: -----

NAIA NATL OUTDOOR T&F MT
SHOT PUT MEN

KEN HERRICK TR HILLS COL
PRELIM # 1

MAY 23-25, 1985
EVENT # 19

Schedule - Prelim:

Semi:

Final: 5:00PM-FRIDAY

Records - NAIA : 63-01.0 FRANK GROSS ADAMS STATE CO 1978
TRACK : 55-11.75 CHRIS RUSHER NORTHWOOD 1984

2 FLIGHTS OF 5 1 FLIGHT OF 4 8 QUALIFY FOR FINALS

ENTRANT #	NAME	GR	AFFILIATION	PREV. MARK	POSITION	PLACE	MARK
606	JOHN MAGO	Jr	WISC-EAU CLAIRE	52-01.5	1	-----	-----
21	RANDY CAMPBELL	Sp	ARKANSAS TECH	52-07.0	2	-----	-----
80	PETER MICHAELS	Jr	CALIFORNIA LUTHERAN	54-09.14	3	-----	-----
304	CHRIS RUSHER	Sr	NORTHWOOD INSTITUTE MI	55-08.0	4	-----	-----
513	GARY NORTON	Sr	SAGINAW VALLEY STATE MI	50-07.0	5	-----	-----

EVENT OFFICIAL

TITLE

WIND READING: -----

NAIA NATL OUTDOOR T&F MT
SHOT PUT MEN

KEN HERRICK TR HILLS COL
PRELIN # 2

MAY 23-25, 1985
EVENT # 19

Schedule - Prelim:

Semi:

Final: 5:00PM-FRIDAY

Records - NAIA : 63-01.0
TRACK : 55-11.75

FRANK GROSS ADAMS STATE CO 1978
CHRIS RUSHER NORTHWOOD 1984

2 FLIGHTS OF 5 1 FLIGHT OF 4 8 QUALIFY FOR FINALS

ENTRANT #	NAME	GR	AFFILIATION	PREV. MARK	POSITION	PLACE	MARK
46	CHRISTIAN OKOYE	Jr	AZUSA PACIFIC CA	54-06.0	1	-----	-----
101	GILBERT HORNBEAK	Sr	CENTRAL STATE OK	52-07.0	2	-----	-----
156	DAVID DARST	Sr	GLENVILLE STATE WV	50-07.5	3	-----	-----
536	ADAM CLARK		DAKOTA STATE SD	51-11.5	4	-----	-----
590	MARK CORNFIELD	Sr	TAYLOR IN	57-05.0	5	-----	-----

EVENT OFFICIAL

TITLE

WIND READING: -----

NAIA NATL OUTDOOR T&F MT
SHOT PUT MEN

KEN HERRICK TR HILLS COL
PRELIM # 3

MAY 23-25, 1985
EVENT # 19

Schedule - Prelim:

Semi:

Final: 5:00PM-FRIDAY

Records - NAIA : 63-01.0
TRACK : 55-11.75

FRANK GROSS ADAMS STATE CO 1978
CHRIS RUSHER NORTHWOOD 1984

2 FLIGHTS OF 5 1 FLIGHT OF 4 8 QUALIFY FOR FINALS

ENTRANT #	NAME	GR	AFFILIATION	PREV. MARK	POSITION	PLACE	MARK
641	BRYAN THOMPSON	Sr	SOUTHWESTERN KS	53-08.0	1	_____	_____
323	CLINTON BELL	Jr	OUACHITA BAPTIST AR	51-10.0	2	_____	_____
203	DAN GUSHARD	Jr	KEARNEY STATE NE	53-06.0	3	_____	_____
163	DOUG OGBURN	Jr	HARDING AR	51-04.0	4	_____	_____

EVENT OFFICIAL

TITLE

WIND READING: _____

NAIA NATL OUTDOOR T&F MT
5,000 METER RUN MEN ,

KEN HERRICK TR HILLS COL
SEMI # 1

MAY 23-25, 1985
EVENT # 8

Schedule - Prelim:

Seal: 8:25PM-FRIDAY

Final: 6:40PM-SATURDAY

Records - NAIA : 14:04.44 JOHN MUTHAMA BETHEL KS 1976
TRACK : 14:35.50 TROY QUELLETTE SAG.VALLEY MI 1984

1 HEAT OF 14 & 1 HEAT OF 15--TOP 6 TO FINALS

ENTRANT #	NAME	GR	AFFILIATION	PREV. MARK	POSITION	PLACE	MARK
194	MATT PEARSON	Jr	JOHN BROWN AR	14:51.00	1	-----	-----
648	JEFFREY MANLEY	Jr	VALLEY CITY STATE ND	15:02.14	2	-----	-----
216	MICHAEL FRIESS	Sr	LINFIELD OR	14:32.74	3	-----	-----
676	KEN TIMEWELL	Sp	SIMON FRASER CAN	14:38.60	4	-----	-----
329	DAVE HALE	Jr	PACIFIC LUTHERAN WA	14:46.70	5	-----	-----
435	JEFF WERTMAN	Jr	WALSH OH	14:27.94	6	-----	-----
4	ROBERT FERGUSON	Jr	ADAMS STATE CO	14:25.00	7	-----	-----
544	RICH TIGHE	Jr	LORAS IA	14:32.80	8	-----	-----
155	BRENT RUPINSKI	Jr	FLAGLER FL	16:01.00	9	-----	-----
578	CAM MATSON	Sp	POINT LOMA NAZARENE CA	14:50.44	10	-----	-----
424	DANIEL STUBLASKI	Sr	WISC-PARKSIDE	14:42.90	11	-----	-----
2	DAVE CUADRADO	Sr	ADAMS STATE CO	14:14.00	12	-----	-----
471	EDUARDO NAVAS	Sr	WESTERN STATE CO	14:36.00	13	-----	-----
499	MIKE NUGENT	Sr	HILLSDALE MI	14:30.69	14	-----	-----

EVENT OFFICIAL

TITLE

WIND READING: -----

NAIA NATL OUTDOOR T&F MT
5,000 METER RUN MEN ,

KEN HERRICK TR HILLS COL
SEMI # 2

MAY 23-25, 1985
EVENT # 8

Schedule - Prelim:

Semi: 8:25PM-FRIDAY

Final: 6:40PM-SATURDAY

Records - NAIA : 14:04.44 JOHN MUTHANA BETHEL KS 1976
TRACK : 14:35.50 TROY OUELLETTE SAG.VALLEY MI 1984

1 HEAT OF 14 & 1 HEAT OF 15--TOP 6 TO FINALS

ENTRANT #	NAME	GR	AFFILIATION	PREV. MARK	POSITION	PLACE	MARK
576	DENIS KIELY	Fr	POINT LOMA NAZARENE CA	14:55.14	1	-----	-----
473	JEFF SANCHEZ	Sr	WESTERN STATE CO	15:01.00	2	-----	-----
361	DARREN MILLER	Sp	RIO GRANDE OH	14:43.00	3	-----	-----
5	ROBBIE HIPWOOD	Jr	ADAMS STATE CO	14:18.00	4	-----	-----
73	ART CASTLE	Jr	CALIFORNIA LUTHERAN	14:33.82	5	-----	-----
22	CLINT DANIELS	Sp	ARKANSAS TECH	14:51.80	6	-----	-----
421	TIMOTHY RENZELMANN	Jr	WISC-PARKSIDE	14:31.10	7	-----	-----
572	TOMAS ANDERSSON	Sr	POINT LOMA NAZARENE CA	14:31.72	8	-----	-----
514	TROY OUELLETTE	Sr	SAGINAW VALLEY STATE MI	14:20.90	9	-----	-----
430	JOHN BORSOS	Sr	WALSH OH	14:57.24	10	-----	-----
518	TIM PILLING	Jr	SOUTHERN UTAH STATE	14:43.06	11	-----	-----
497	MARK DENIS	Sp	HILLSDALE MI	15:02.90	12	-----	-----
545	PAT TIERNEY	Fr	LORAS IA	14:45.20	13	-----	-----
528	RICKY SILVER	Sr	BERRY GA	14:48.6	14	-----	-----
235	JOEL MARCHAND	Sr	MALONE OH	14:33.40	15	-----	-----

EVENT OFFICIAL

TITLE

WIND READING:-----

NAIA NATL OUTDOOR T&F MT
RELAY 4 X 400 MEN ,

KEN HERRICK TR HILLS COL.
PRELIM # 1

MAY 23-25, 1985
EVENT # 12

Schedule - Prelim:

Semi: 9:15PM-FRIDAY

Final: 7:10PM-SATURDAY

Records - NAIA : 3:05.40
TRACK : 3:33.33

MISSISSIPPI VALLEY STATE 1981
SAGINAW VALLEY STATE MI 1984

2 HEATS OF 7 AND 1 HEAT OF 8 TOP 2 FROM EACH HEAT PLUS NEXT 2 FASTEST TIMES TO FINALS

ENTRANT #	NAME	GR	AFFILIATION	PREV. MARK	POSITION	PLACE	MARK
					1		
682	/OKLAHOMA BAPTIST		OKLAHOMA BAPTIST	3:14.82	2		
686	/WAYLAND BAPTIST		WAYLAND BAPTIST TX	3:03.78	3		
701	/MCMURRY COLLEGE		MCMURRY TX	3:13.1	4		
690	/AZUSA PACIFIC		AZUSA PACIFIC CA	3:12.91	5		
718	CENTRAL ARKANSAS		CENTRAL ARKANSAS	3:14.70	6		
705	/SOUTHWESTERN KA		SOUTHWESTERN KS	3:18.12	7		
704	/TAYLOR UNIV.		TAYLOR IN	3:17.34	8		

EVENT OFFICIAL

TITLE

WIND READING: _____

NAIA NATL OUTDOOR T&F MT
RELAY 4 X 400 MEN ,

KEN HERRICK TR HILLS COL
PRELIM # 2

MAY 23-25, 1985
EVENT # 12

Schedule - Prelim:

Semi: 9:15PM-FRIDAY

Final: 7:10PM-SATURDAY

Records - NAIA : 3:05.40
TRACK : 3:33.33

MISSISSIPPI VALLEY STATE 1981
SAGINAW VALLEY STATE MI 1984

2 HEATS OF 7 AND 1 HEAT OF 8 TOP 2 FROM EACH HEAT PLUS NEXT 2 FASTEST TIMES TO FINALS

ENTRANT #	NAME	GR	AFFILIATION	PREV. MARK	POSITION	PLACE	MARK
706	/SIMON FRASIER		SIMON FRASER CAN	3:18.2	1	-----	-----
702	/HILLSDALE		HILLSDALE MI	3:23.79	2	-----	-----
691	/BETHANY		BETHANY KS	3:17.2	3	-----	-----
687	/WEST VIRGINIA STATE		WEST VIRGINIA STATE	3:14.57	4	-----	-----
700	/MALONE COLLEGE		MALONE OH	3:12.8	5	-----	-----
694	/CONCORDIA		CONCORDIA NE	3:16.16	6	-----	-----
715	/CENTRAL STATE OK		CENTRAL STATE OK	3:13.15	7	-----	-----
680	/NORTHWOOD MI		NORTHWOOD INSTITUTE MI	3:10.9	8	-----	-----

EVENT OFFICIAL

TITLE

WIND READING: -----

NAIA NATL OUTDOOR T&F MT
RELAY 4 X 400 MEN ,

KEN HERRICK TR HILLS COL
PRELIM # 3

MAY 23-25, 1985
EVENT # 12

Schedule - Prelim:

Semi: 9:15PM-FRIDAY

Final: 7:10PM-SATURDAY

Records - NAIA : 3:05.40
TRACK : 3:33.33

MISSISSIPPI VALLEY STATE 1981
SAGINAW VALLEY STATE MI 1984

2 HEATS OF 7 AND 1 HEAT OF 8 TOP 2 FROM EACH HEAT PLUS NEXT 2 FASTEST TIMES TO FINALS

ENTRANT #	NAME	GR	AFFILIATION	PREV. MARK	POSITION	PLACE	MARK
693	/CALIFORNIA LUTHERAN		CALIFORNIA LUTHERAN	3:17.00	1	-----	-----
697	/KEARNEY STATE		KEARNEY STATE NE	3:20.1	2	-----	-----
683	/PRAIRIE VIEW A&M		PRAIRIE VIEW A&M TX	3:12.22	3	-----	-----
716	/ARK-MONTICELLO		ARK- MONTICELLO	3:13.46	4	-----	-----
689	/WESTERN OREGON		WESTERN OREGON	3:19.30	5	-----	-----
698	/LANGSTON UNIV.		LANGSTON OK	3:17.0	6	-----	-----
684	/SOUTHERN ARKANSAS		SOUTHERN ARKANSAS	3:12.6	7	-----	-----
699	/LUBBOCK CHRISTIAN		LUBBOCK CHRISTIAN TX	3:14.35	8	-----	-----

EVENT OFFICIAL

TITLE

WIND READING: -----

NAIA NATL OUTDOOR T&F MT
10000 METER WALK MEN,

KEN HERRICK TR HILLS COL
FINAL

MAY 23-25, 1985
EVENT # 10

Schedule - Prelim:

Semi:

Finals 9:45PM-FRIDAY

Records - NAIA : 43:31.23
TRACK : 48:36.24

ROY SHARP WISC-PARKSIDE
FABIAN KNIZACKY

1981
AQUINAS MI 1985

FINAL ONLY

ENTRANT #	NAME	GR	AFFILIATION	PREV. MARK	POSITION	PLACE	MARK
520	ANDY MOUSSEAU	Gr	AQUINAS-MI	48:49.50	1		
604	JOHN HOKANSON	Jr	WISC-EAU CLAIRE	51:40.00	2		
417	ANDREW KAESTNER	Jr	WISC-PARKSIDE	47:19.00	3		
422	MICHAEL ROHL	Sp	WISC-PARKSIDE	47:29.00	4		
524	STEPHEN TAYLOR	Sr	BEREA KY	49:12.53	5		
653	ALLEN JAMES	Jr	WESTERN WASHINGTON	46:43.9	6		
651	TONY ENGELHARDT	Fr	WESTERN WASHINGTON	49:05.7	7		

EVENT OFFICIAL

TITLE

WIND READING: _____

NAIA NATL OUTDOOR T&F MT
MARATHON MEN

KEN HERRICK TR HILLS COL
FINAL

MAY 23-25, 1985
EVENT # 14

Schedule - Prelim:

Semi:

Final: 6:00AM-SATURDAY

Records - NAIA : 2:21:18.80 TERRY COKER BELMONT TN 1983
TRACK : NO MARK

FINAL ONLY

ENTRANT #	NAME	GR	AFFILIATION	PREV. MARK	POSITION	PLACE	MARK
551	BILL QUICK	Sp	MISSOURI BAPTIST	3:33:00.0	1	-----	-----
451	WILLIAM CHANDLER	Fr	WEST VIRGINIA STATE	2:51:43.0	2	-----	-----
313	ERIC WOODARD	Sr	OKLAHOMA BAPTIST	2:28:55.00	3	-----	-----
643	STUART WALLING	Sp	SOUTHWESTERN KS	2:30:52.0	4	-----	-----
637	MARK RUGGLES	Sr	SOUTHWESTERN KS	2:30:47.0	5	-----	-----
613	BOB FRANKS		BIOLA CA	2:29:06.00	6	-----	-----
419	THEODORE MILLER	Sr	WISC-PARKSIDE	2:29:42.00	7	-----	-----
8	RICK ROYBOL	Jr	ADAMS STATE CO	2:18:30.00	8	-----	-----
247	RICK WILSON	Sp	MALONE OH	2:45:13.0	9	-----	-----
24	JOHNNY GROSS	Sr	ARKANSAS TECH	2:42:40.0	10	-----	-----
307	DAN ALLEN	Fr	OKLAHOMA BAPTIST	2:39:39.0	11	-----	-----
522	BRYAN HACKER	Sr	BEREA KY	2:28:32.00	12	-----	-----
609	TRAVIS STEPHENS	Sr	WISC-EAU CLAIRE	2:31:00.0	13	-----	-----
83	CHRIS SPITZ	Jr	CALIFORNIA LUTHERAN	2:24:02.00	14	-----	-----
110	RANDY JARZYNSKA	Sr	CHADRON STATE NE	2:22:43.00	15	-----	-----
532	MIKE WALDEN	Sr	CATAWBA NC	2:33:00.0	16	-----	-----
410	JEFF POPE	Jr	ARK- MONTICELLO	2:42:31.0	17	-----	-----
51	JOEL T. ENDERLE	Jr	BELMONT TN	3:03:02.0	18	-----	-----
415	JIM BOB CAIRNS	Sr	PUGET SOUND WA	2:28:04.00	19	-----	-----
52	DAVID S. MCCracken	Sr	BELMONT TN	3:14:28.0	20	-----	-----
153	GREG MILLER	Sp	EASTERN OREGON STATE	2:42:10.00	21	-----	-----
153	FRED KEM	Jr	GOSHEN IN	3:08:37.00	22	-----	-----
220	JAMES WYATT	Sr	LINFIELD OR	2:31:07.00	23	-----	-----
90	RUSTY KING	Sp	CEDARVILLE OH	2:36:02.00	24	-----	-----
281	ALBERT ENGEVIK	Jr	NORTHERN STATE SD	2:36:16.00	25	-----	-----
79	DAVID MAXWELL	Sp	CALIFORNIA LUTHERAN	2:30:23.00	26	-----	-----
548	PAUL BRIGMAN	Sp	MISSOURI BAPTIST	3:07:21.0	27	-----	-----
591	JOHN ELY	Sp	TAYLOR IN	2:32:00.0	28	-----	-----

EVENT OFFICIAL

TITLE

WIND READING: _____

NAIA NATL OUTDOOR T&F MT
HIGH JUMP MEN

KEN HERRICK TR HILLS COL
FINAL

MAY 23-25, 1985
EVENT # 16

Schedule - Prelim:

Semi:

Final: 11:30A-SATURDAY

Records - NAIA : 7-02.75
TRACK : 6-10.25

JAMES HAWKINS TARLETON ST TX 1983
GUY STOCKARD/MIKE WILSON W. MICH/AQUINAS M 85

FIVE (5) ALIVE

ENTRANT #	NAME	GR	AFFILIATION	PREV. MARK	POSITION	PLACE	MARK
346	CARL GARCIA	Sr	PRAIRIE VIEW A&M TX	7-02.0	1	-----	-----
573	CHRIS BRANHAM	Jr	POINT LOMA NAZARENE CA	7-02.25	2	-----	-----
189	ADAM KNOEPFLE	Sr	JAMESTOWN ND	7-00.0	3	-----	-----
516	STEVE WYCKOFF	Jr	SAGINAW VALLEY STATE MI	6-09.0	4	-----	-----
249	DAVE GLASSBURN	Sp	MANCHESTER IN	7-02.0	5	-----	-----
113	GEORGE R BUCK III	Sp	COLORADO SCHOOL OF MINES	6-10.5	6	-----	-----
147	STEVE DERR	Sr	DOANE NE	7-00.25	7	-----	-----
406	ANTHONY BEAL	Sp	ARK- MONTICELLO	6-08.0	8	-----	-----
446	EXMANUEL GWIVRI	Sp	WAYLAND BAPTIST TX	6-08.0	9	-----	-----
357	EDWARD WILLIAMS	Jr	PRAIRIE VIEW A&M TX	6-10.75	10	-----	-----
546	SCOTT WINSOR	Jr	LORAS IA	6-10.25	11	-----	-----
456	RONALD PLEASANT	Sr	WEST VIRGINIA STATE	6-10.25	12	-----	-----
439	DON CARTER	Sp	FORT HAYS STATE KS	7-00.75	13	-----	-----
574	ROBBIE BUTLER	Jr	POINT LOMA NAZARENE CA	6-10.0	14	-----	-----
454	JAMES LAND	Sp	WEST VIRGINIA STATE	7-00.0	15	-----	-----
293	JEFF KERSTING	Fr	NORTHERN STATE SD	NO MARK	16	-----	-----
521	MIKE WILSON	Sr	AQUINAS-MI	6-10.5	17	-----	-----
438	RANDALL FORREST	Jr	WAYLAND BAPTIST TX	6-10.25	18	-----	-----
317	HERB FORD	Fr	OKLAHOMA CHRISTIAN	6-10.25	19	-----	-----
162	JAY HARRIMAN	Sp	HARDING AR	6-08.25	20	-----	-----
483	MIKE DELIO	Sp	WINONA STATE MN	6-10.25	21	-----	-----
291	DON RALEIGH	Sp	NORTHWESTERN STATE OK	6-10.0	22	-----	-----
205	BRIAN LANGE	Jr	KEARNEY STATE NE	6-11.0	23	-----	-----
402	JAMES HAWKINS	Sr	TARLETON STATE TX	6-11.5	24	-----	-----
652	KURT HANSON	Jr	WESTERN WASHINGTON	6-08.0	25	-----	-----
239	GREG PULLIE	Fr	MALONE OH	6-10.5	26	-----	-----
142	BRAD SHELL	Sp	DICKINSON STATE ND	6-10.0	27	-----	-----
450	LARRY ANGLE	Sp	WEST VIRGINIA STATE	6-10.25	28	-----	-----
459	JIM SHAVER	Sr	WEST VIRGINIA WESLEYAN	6-10.0	29	-----	-----
569	ANTHONY WALLACE	Sr	PITTSBURG STATE KS	6-09.5	30	-----	-----
619	TIM CORTEVILLE	Sp	GRACELAND IA	6-09.25	31	-----	-----
10	WAYNE WALLACE	Jr	ADAMS STATE CO	7-02.0	32	-----	-----
127	JEFFERY D CARTER	Sr	DAVIDSON NC	6-10.25	33	-----	-----
259	MARC KLINKERMAN	Sp	MCMURRY TX	6-08.0	34	-----	-----

EVENT OFFICIAL

TITLE

WIND READING: _____

NAIA NATL OUTDOOR T&F MT
POLE VAULT

KEN HERRICK TR HILLS COL
FINAL

MAY 23-25, 1985
EVENT # 15

Schedule - Prelim:

Semi:

Final: 12:00P-SATURDAY

Records - NAIA : 18-03.0
TRACK : 15-00.0

BILLY OLSON ABILENE CH. TX
WES TEEPLE

1982
UNATTACHED 1985

FIVE (5) ALIVE

ENTRANT #	NAME	GR	AFFILIATION	PREV. MARK	POSITION	PLACE	MARK
165	ED VANDER KAAIJ	Jr	HARDING AR	15-07.0	1	-----	-----
316	TOM BURKHARD	Sr	OKLAHOMA CHRISTIAN	15-06.25	2	-----	-----
673	MIKE MCQUAID	Sp	SIMON FRASER CAN	15-08.0	3	-----	-----
253	TRAVIS CHURCHMAN	Jr	MCMURRY TX	15-00.0	4	-----	-----
111	CHRIS WENTLING	Sr	CHADRON STATE NE	14-06.0	5	-----	-----
23	JIMMY ELMORE	Sp	ARKANSAS TECH	15-06.25	6	-----	-----
474	CLAY TYSON	Sr	WESTERN STATE CO	15-09.0	7	-----	-----
573	CHRIS BRANHAM	Jr	POINT LOMA NAZARENE CA	16-06.0	8	-----	-----
580	RON MILFORD	Jr	POINT LOMA NAZARENE CA	16-06.0	9	-----	-----
321	MIKE STEVENS	Jr	OKLAHOMA CHRISTIAN	16-04.0	10	-----	-----
240	BRAD RUSH	Sr	MALONE OH	15-00.0	11	-----	-----
117	PATRICK GELLENS	Fr	CONCORDIA NE	16-06.0	12	-----	-----
469	SCOTT HALL	Sr	WESTERN STATE CO	15-07.0	13	-----	-----
43	TIM LOMHEIM	Jr	AZUSA PACIFIC CA	16-00.0	14	-----	-----
26	MONTY HAMILTON	Jr	ARKANSAS TECH	16-01.0	15	-----	-----

EVENT OFFICIAL

TITLE

WIND READING: -----

NAIA NATL OUTDOOR T&F MT
DISCUS MEN

KEN HERRICK TR HILLS COL
PRELIM # 1.

MAY 23-25, 1985
EVENT # 20

Schedule - Prelim:

Semi:

Final: 2:00PM-SATURDAY

Records - NAIA : 198-03.0 FRANK GROSS ADAMS STATE CO 1978
TRACK : 163-04.0 DAVE DUCHENE SAGINAW VAL MI 1984

5 FLIGHTS OF 5

8 QUALIFY FOR FINALS

ENTRANT #	NAME	GR	AFFILIATION	PREV. MARK	POSITION	PLACE	MARK
101	GILBERT HORNBEAK	Sr	CENTRAL STATE OK	162-05.0	1		
368	KURT MILLS	Fr	SIENA HEIGHTS MI	157-00.0	2		
496	JOHN CHANDLER	Sp	HILLSDALE MI	162-06.0	3		
44	PHIL MANN	Sr	AZUSA PACIFIC CA	146-00.0	4		
304	CHRIS RUSHER	Sr	NORTHWOOD INSTITUTE MI	157-04.0	5		

EVENT OFFICIAL

TITLE

WIND READING:

NAIA NATL OUTDOOR T&F MT
DISCUS MEN

KEN HERRICK TR HILLS COL
PRELIM # 2

MAY 23-25, 1985
EVENT # 20

Schedule - Prelim:

Semi:

Final: 2:00PM-SATURDAY

Records - NAIA : 198-05.0 FRANK GROSS ADAMS STATE CO 1978
TRACK : 163-04.0 DAVE DUCHENE SAGINAW VAL MI 1984

5 FLIGHTS OF 5

8 QUALIFY FOR FINALS

ENTRANT #	NAME	GR	AFFILIATION	PREV. MARK	POSITION	PLACE	MARK
621	DERON LORD	Sp	LEWIS AND CLARK OR	166-00.0	1	-----	-----
21	RANDY CAMPBELL	Sp	ARKANSAS TECH	153-02.0	2	-----	-----
143	ARDEN POSTMA	Sr	DORDT IA	157-08.0	3	-----	-----
163	DOUG OGBURN	Jr	HARDING AR	156-10.0	4	-----	-----
641	BRYAN THOMPSON	Sr	SOUTHWESTERN KS	161-05.0	5	-----	-----

EVENT OFFICIAL

TITLE

WIND READING: -----

NAIA NATL OUTDOOR T&F MT
DISCUS MEN

KEN HERRICK TR HILLS COL
PRELIM # 3

MAY 23-25, 1985
EVENT # 20

Schedule - Prelim:

Semi:

Final: 2:00PM-SATURDAY

Records - NAIA : 198-05.0 FRANK GROSS ADAMS STATE CO 1978
TRACK : 163-04.0 DAVE DUCHENE SAGINAW VAL MI 1984

5 FLIGHTS OF 5

8 QUALIFY FOR FINALS

ENTRANT #	NAME	GR	AFFILIATION	PREV. MARK	POSITION	PLACE	MARK
628	WAYNE SCHOPE	Jr	PARK MO	167-04.0	1		
45	MIKE MAYNARD	Jr	AZUSA PACIFIC CA	154-00.0	2		
303	BRADD MORSE	Sr	NORTHWOOD INSTITUTE MI	160-03.0	3		
80	PETER MICHAELS	Jr	CALIFORNIA LUTHERAN	158-00.0	4		
53	ROB BERGSTROM	Sp	BETHANY KS	156-00.0	5		

EVENT OFFICIAL

TITLE

WIND READING: _____

NAIA NATL OUTDOOR-T&F MT
DISCUS MEN

KEN HERRICK TR HILLS COL
PRELIN # 4

MAY 23-25, 1985
EVENT # 20

Schedule - Prelim:

Semi:

Final: 2:00PM-SATURDAY

Records - NAIA : 198-05.0 FRANK GROSS ADAMS STATE CO 1978
TRACK : 163-04.0 DAVE DUCHENE SAGINAW VAL MI 1984

5 FLIGHTS OF 5

8 QUALIFY FOR FINALS

ENTRANT #	NAME	GR	AFFILIATION	PREV. MARK	POSITION	PLACE	MARK
152	CRAIG HAYES	Jr	EAST CENTRAL OK	169-03.0	1		
63	KIPP VAN CAMP	Sr	BETHANY KS	154-00.0	2		
590	MARK CORNFELD	Sr	TAYLOR IN	159-01.0	3		
203	DAN GUSHARD	Jr	KEARNEY STATE NE	156-02.0	4		
491	BRIAN KAISER	Jr	FORT HAYS STATE KS	158-10.0	5		

EVENT OFFICIAL

TITLE

WIND READING:

NAIA NATL OUTDOOR T&F-MT
DISCUS MEN

KEN HERRICK TR HILLS COL
PRELIN # 5

MAY 23-25, 1985
EVENT # 20

Schedule - Prelim:

Semi:

Final: 2:00PM-SATURDAY

Records - NAIA : 198-05.0 FRANK GROSS-ADAMS STATE CO 1978
TRACK : 163-04.0 DAVE DUCHENE SAGINAW VAL MI 1984

5 FLIGHTS OF 5

8 QUALIFY FOR FINALS

ENTRANT #	NAME	GR	AFFILIATION	PREV. MARK	POSITION	PLACE	MARK
89	PHIL HULBERT	Jr	CEDARVILLE OH	158-11.0	1		
137	BOB PENNELL	Sp	DEFIANCE OH	155-11.0	2		
46	CHRISTIAN OKOYE	Jr	AZUSA PACIFIC CA	212-04.0	3		
323	CLINTON BELL	Jr	QUACHITA BAPTIST AR	159-00.0	4		
543	TOM STIEBER	Sp	LORAS IA	155-05.0	5		

EVENT OFFICIAL

TITLE

WIND READING:

NAIA NATL OUTDOOR T&F MT
110 METER HURDLE MEN

KEN HERRICK TR HILLS COL
Division:

MAY 23-25, 1985
EVENT # 2

Records - NAIA : 13.74
TRACK : 14.44

RODNEY MILBURN-SOUTHERN BR
DALE WASHINGTON

1972
NORTHWOOD MI 1985

ENTRANT #	NAME	GR	AFFILIATION	PLACE	MARK
-----------	------	----	-------------	-------	------

PRELIM RESULTS HEAT # 1

573	CHRIS BRANHAM	Jr	POINT LOMA NAZARENE CA	1	14.20	##
29	SCOTT TAYLOR	Sp	AUSTIN TX	2	14.58	##
177	TERRY CLARDY	Jr	HENDERSON STATE AR	2	14.83	##
511	RON MARX	Sr	SAGINAW VALLEY STATE MI	3	14.56	##
616	CHARLES CHANDLER	Jr	CENTRAL WASHINGTON	4	14.78	##

PRELIM RESULTS HEAT # 2

440	RAY MCNEAL	Sr	WAYLAND BAPTIST TX	1	14.31	##
305	DALE WASHINGTON	Sr	NORTHWOOD INSTITUTE MI	2	14.53	##
289	BILL GUTZ	Sr	NORTHWESTERN IA	3	14.77	##
95	TIM WALTERS	Sp	CEDARVILLE OH	3	14.89	##
324	CARY HALL	Sr	OUACHITA BAPTIST AR	4	14.58	##

PRELIM RESULTS HEAT # 3

574	ROBBIE BUTLER	Jr	POINT LOMA NAZARENE CA	1	14.34	##
30	BRIAN ARNOLD	Sp	AZUSA PACIFIC CA	1	14.42	##
558	TODD HARRIS	Jr	PITTSBURG STATE KS	2	14.66	##
19	RODNEY BROOKS	Sp	ARKANSAS TECH	3	14.71	##
425	GARY BIDWELL	Sr	SOUTHERN COLORADO	4	14.95	##
455	SCOTT LESTER	Sp	WEST VIRGINIA STATE	4	15.29	##

NAIA NATL OUTDOOR T&F MT
200 METER DASH MEN

KEN HERRICK TR HILLS COL
Division:

MAY 23-25, 1985
EVENT # 3

Records - NAIA : 20.24
TRACK : 21.53

LARRY BLACK-NO. CAROLINA CEN 1972
ELLIOTT TABRON MICHIGAN STATE 1984

ENTRANT #	NAME	GR	AFFILIATION	PLACE	MARK
-----------	------	----	-------------	-------	------

PRELIM RESULTS HEAT # 1

32	INNOCENT EGBUNIKE	Sr	AZUSA PACIFIC CA	1	21.23	*
310	KEVIN MCGEEHEE	Jr	OKLAHOMA BAPTIST	2	21.29	*
441	RUSSELL MITCHELL	Sr	WAYLAND BAPTIST TX	3	21.54	
97	STEVE BROWN	Fr	CENTRAL STATE OK	4	21.77	
671	CHRIS LOCK	Sp	SIMON FRASER CAN	5	22.10	
305	DALE WASHINGTON	Sr	NORTHWOOD INSTITUTE MI	6	22.11	

PRELIM RESULTS HEAT # 2

428	KENNETH ROSS	Sp	SOUTHERN COLORADO	1	21.29	*
453	DEWITT HALE	Jr	WEST VIRGINIA STATE	2	21.84	
444	ALRICK MUNROE	Fr	WAYLAND BAPTIST TX	3	22.02	
206	NEIL TAYLOR	Sp	KEARNEY STATE NE	4	22.17	
242	VERNON STONE	Fr	MALONE OH	5	22.23	
77	TROY KURETICH	Sr	CALIFORNIA LUTHERAN	6	22.32	

PRELIM RESULTS HEAT # 3

443	DEVON MORRIS	Fr	WAYLAND BAPTIST TX	1	21.18	*
560	AARON LANG	Jr	PITTSBURG STATE KS	2	21.55	
292	MIKE OSBORN	Sr	NORTHWESTERN STATE OK	4	22.04	
405	ERNEST WILLIAMS	Fr	TARLETON STATE TX	5	22.46	
181	GREG WILLIAMS	Sp	HENDERSON STATE AR	8	21.73	
166	DAN BLANFORD	Fr	HASTINGS NE		DISQUALIFIED	

PRELIM RESULTS HEAT # 4

345	SCOTT FERGUSON	Fr	PRAIRIE VIEW A&M TX	1	21.53	
393	CLAUDE PERKINS	Sr	TARKIO MO	2	21.60	
255	ALBERT HATCHER	Fr	MCMURRY TX	3	21.66	
639	TIMMY TAYLOR	Sp	SOUTHWESTERN KS	4	21.81	
296	STACEY COOPER	Sr	NORTHWOOD INSTITUTE MI	5	21.91	
3	FRED GRACE	Sp	ADAMS STATE CO	6	22.30	

NAIA NATL OUTDOOR T&F MT
400 METER DASH MEN

KEN HERRICK TR HILLS COL
Division:

MAY 23-25, 1985
EVENT # 4

Records - NAIA : 45.38
TRACK : 46.84

EUGENE SANDERS-MISS. VALLEY
ELLIOT TABRON

1981
MICHIGAN STATE 1984

ENTRANT #	NAME	GR	AFFILIATION	PLACE	MARK
-----------	------	----	-------------	-------	------

PRELIM RESULTS HEAT # 1

443	DEVON MORRIS	Fr	WAYLAND BAPTIST TX	1	46.60
255	ALBERT HATCHER	Fr	MCMURRY TX	2	47.98
298	TROY EGGLESTON	Fr	NORTHWOOD INSTITUTE MI	3	48.43
374	AL HAGEN	Fr	SOUTHERN ARKANSAS	4	49.00

PRELIM RESULTS HEAT # 2

449	MOSES UGBISIE	Sp	WAYLAND BAPTIST TX	1	47.79
596	BYRON BAILEY	Jr	CENTRAL ARKANSAS	2	48.35
378	TERRY WARE	Sr	SOUTHERN ARKANSAS	3	48.37
675	PAUL THOLA	Fr	SIMON FRASER CAN	4	49.31

PRELIM RESULTS HEAT # 3

371	SAMMY EPPS	Sr	SOUTHERN ARKANSAS	1	46.89
441	RUSSELL MITCHELL	Sr	WAYLAND BAPTIST TX	2	46.93
301	KIM MCCOY	Sr	NORTHWOOD INSTITUTE MI	3	47.76
61	KURT SMALLWOOD	Jr	BETHANY KS	4	47.77

PRELIM RESULTS HEAT # 4

445	PATRICK NWANGUZU	Sp	WAYLAND BAPTIST TX	1	47.07
233	ANTHONY KING	Sp	MALONE OH	2	47.57
348	ANTHONY GRANVILLE	Sr	PRAIRIE VIEW A&M TX	3	47.40
106	KEITH SINGLETON	Jr	CENTRAL STATE OK	4	47.80

NAIA NATL OUTDOOR T&F MT
400 M HURDLES MEN

KEN HERRICK TR HILLS COL
Division:

MAY 23-25, 1985
EVENT # 5

Records - NAIA : 50.05 ED BROWN SAGINAW VALLEY MI 1984
TRACK : 51.28 ED BROWN SAGINAW VALLEY MI 1984

ENTRANT #	NAME	GR	AFFILIATION	PLACE	MARK
-----------	------	----	-------------	-------	------

PRELIM RESULTS HEAT # 1

442	DENNIS MOORE	Jr	WAYLAND BAPTIST TX	1	52.29
389	DARROW SMITH	Sr	SPRING ARBOR MI	2	52.67
600	DWAYNE ROBERTS	Jr	CENTRAL ARKANSAS	3	53.52
104	DANNY RAYNOR	Fr	CENTRAL STATE OK	4	54.89
558	TODD HARRIS	Jr	PITTSBURG STATE KS	5	56.43
547	DUANE WARVEL	Sp	MARION IN	6	56.90

PRELIM RESULTS HEAT # 2

453	DEWITT HALE	Jr	WEST VIRGINIA STATE	1	51.05
349	LANCE GREEN	Jr	PRAIRIE VIEW A&M TX	2	52.89
148	BRENT HARSON	Jr	DOANE NE	3	52.94
665	PHIL PITNEY		WESTMONT CA	4	52.97
320	DON SMITH	Sp	OKLAHOMA CHRISTIAN	5	53.13
597	KERVIN ERYING	Sp	CENTRAL ARKANSAS	6	55.91

PRELIM RESULTS HEAT # 3

550	ANTHONY LEAKS	Jr	MISSOURI BAPTIST	1	51.99
49	PAUL WEBB	Sr	AZUSA PACIFIC CA	2	52.28
579	JOHN MATT	Jr	POINT LOMA NAZARENE CA	3	52.84
667	RAND CLEMENT	Sp	SIMON FRASER CAN	4	53.70
616	CHARLES CHANDLER	Jr	CENTRAL WASHINGTON	5	56.12
200	GREG BRITTENHAM	Sr	KEARNEY STATE NE	6	58.12

PRELIM RESULTS HEAT # 4

231	DAVE FATHEREE	Jr	MALONE OH	1	53.49
260	RANDY MARTIN	Sr	MCMURRY TX	2	53.91
30	BRIAN ARNOLD	Sp	AZUSA PACIFIC CA	3	54.41
380	ANDY OLSON	Sp	SOUTHWEST STATE MN	4	54.53
492	MARTIN SCHMIDT	Sp	FORT HAYS STATE KS	5	54.76
311	RANCE SHIELDS	Fr	OKLAHOMA BAPTIST	6	56.70

NAIA NATL OUTDOOR T&F MT
800 METER RUN MEN

KEN HERRICK TR HILLS COL
Division:

MAY 23-25, 1985
EVENT # 6

Records - NAIA : 1:47.02 EVANS WHITE PRAIRIE VIEW TX 1979
TRACK : 1:52.14 KEN PLUDE SAGINAW VALLEY MI 1984

ENTRANT #	NAME	GR	AFFILIATION	PLACE	MARK
-----------	------	----	-------------	-------	------

PRELIM RESULTS HEAT # 1

343	ERNEST BELL	Sr	PRAIRIE VIEW A&M TX	1	1:53.34
227	ALEX TORREZ	Jr	LUBBOCK CHRISTIAN TX	2	1:53.40
114	SCOTT B HARTLEY	Sr	COLORADO SCHOOL OF MINES	3	1:53.54
13	TONY BAKER	Sr	ANDERSON IN	4	1:53.74
629	WILLIAM CARTER	Fr	SOUTHWESTERN KS	5	1:54.09
494	ROB BENEDICT	Jr	HILLSDALE MI	6	1:54.20

PRELIM RESULTS HEAT # 2

663	SCOTT CAMP		WESTMONT CA	1	1:53.89
328	RUSS COLE	Sp	PACIFIC LUTHERAN WA	2	1:53.89
116	DOUGLAS S TUDOR	Sr	COLORADO SCHOOL OF MINES	3	1:54.90
262	JACK WHITELEY	Sp	MCMURRY TX	4	1:55.39
599	DARNELL NELSON	Sr	CENTRAL ARKANSAS	5	1:56.64
284	JOHN LUTMER	Fr	NORTHERN STATE SD	6	1:57.06

PRELIM RESULTS HEAT # 3

413	DAVIE STANFORD	Fr	ARK- MONTICELLO	1	1:54.71
25	ROBERT GUNTER	Sp	ARKANSAS TECH	2	1:54.78
84	MIKE ZARAGOZA	Jr	CALIFORNIA LUTHERAN	3	1:54.78
668	ANDREW DAWSON	Sp	SIMON FRASER CAN	4	1:54.99
633	RICHARD KUTT	Sp	SOUTHWESTERN KS	5	1:55.84
598	JAMIE HOLT	Sp	CENTRAL ARKANSAS	6	1:56.67

PRELIM RESULTS HEAT # 4

105	JOE SCOTT	Sr	CENTRAL STATE OK	1	1:53.77
325	RAY JETER	Fr	OUACHITA BAPTIST AR	2	1:53.86
448	PETER SCOTT	Fr	WAYLAND BAPTIST TX	3	1:54.24
319	BRETT MCKNIGHT	Sp	OKLAHOMA CHRISTIAN	4	1:55.16
622	CHARLES JENNER	Sp	MARYMOUNT KS	5	1:55.80
589	DOUG CORNFIELD	Sp	TAYLOR IN		DISQUALIFIED

PRELIM RESULTS HEAT # 5

150	GREGG LARSON	Sp	DOANE NE	1	1:52.60
228	KENRICK WILLIAMS	Jr	LUBBOCK CHRISTIAN TX	2	1:52.76
318	BRENT FOWLER	Sp	OKLAHOMA CHRISTIAN	3	1:52.95
306	JAMONTY WASHINGTON	Sr	NORTHWOOD INSTITUTE MI	4	1:53.29
129	JIM CROSS	Sp	DEFIANCE OH	5	1:57.73
102	CHARLES JONES	Sr	CENTRAL STATE OK	6	1:58.31

NAIA NATL OUTDOOR T&F MT
1,500 METER RUN MEN

KEN HERRICK TR HILLS COL
Division:

MAY 23-25, 1985
EVENT # 7

Records - NAIA : 3:44.88 MIKE BOIT EASTERN NEW MEX. 1976
TRACK : 3:48.64 MIKE MICHNO BOB SCHUL RACING 1985

ENTRANT #	NAME	GR	AFFILIATION	PLACE	MARK
-----------	------	----	-------------	-------	------

PRELIM RESULTS HEAT # 1

471	EDUARDO NAVAS	Sr	WESTERN STATE CO	1	3:51.94	11
426	LARRY CAFFEY	Sr	SOUTHERN COLORADO	2	3:52.27	11
409	DAMON MARTIN	Sr	ARK- MONTICELLO	3	3:52.30	11
274	KEITH HAVERLAND	Sr	MOORHEAD STATE MN	4	3:52.33	11

PRELIM RESULTS HEAT # 2

508	RICH GENSON	Jr	SAGINAW VALLEY STATE MI	1	3:56.16	11
92	ROB MOORE	Sp	CEDARVILLE OH	2	3:57.50	11
570	WILLIE WALSH	Sr	PITTSBURG STATE KS	3	3:58.51	11
526	JAMES MILLER	Sr	BERRY GA	4	3:58.56	11

PRELIM RESULTS HEAT # 3

525	DAVID MATHERNE	Jr	BERRY GA	1	3:53.60	11
9	MARK STEWARD	Jr	ADAMS STATE CO	2	3:53.91	11
272	JOHN ALIN	Sr	MOORHEAD STATE MN	3	3:53.96	11
225	JOHN RUIZ	Jr	LUBBOCK CHRISTIAN TX	4	3:55.04	11

NAIA NATL OUTDOOR T&F MT
10,000 METER RUN MEN
ENTRANT # NAME

KEN HERRICK TR HILLS COL
Division:

MAY 23-25, 1985
EVENT # 9

GR AFFILIATION PLACE MARK

=====

FINAL RESULTS

572	TOMAS ANDERSSON	Sr	POINT LOMA NAZARENE CA	1	30:00.26
421	TIMOTHY RENZELMANN	Jr	WISC-PARKSIDE	2	30:01.10
2	DAVE CUADRADO	Sr	ADAMS STATE CO	3	30:09.32
473	JEFF SANCHEZ	Sr	WESTERN STATE CO	4	30:12.13
216	MICHAEL FRIESS	Sr	LINFIELD OR	5	30:30.28
8	RICK ROYBOL	Jr	ADAMS STATE CO	6	30:39.00
247	RICK WILSON	Sp	MALONE OH	7	30:43.19
510	ROBERT LEMUEL	Sp	SAGINAW VALLEY STATE MI	8	30:59.31

=====

NAIA NATL OUTDOOR T&F MT
STEEPLECHASE

KEN HERRICK TR HILLS COL
Division:

MAY 23-25, 1985
EVENT # 11

Records - NAIA : 8:45.69
TRACK : 9:02.44

KREGG EINSBAHR CONCORDIA NE
JOHN DETRO

1981
SIENA HEIGHT MI 1985

ENTRANT #	NAME	GR	AFFILIATION	PLACE	MARK
-----------	------	----	-------------	-------	------

SEMI RESULTS HEAT # 1

146	FRITZ BUSCH	Jr	DOANE NE	1	9:15.28	11
12	KEN WOODARD	Fr	ADAMS STATE CO	2	9:19.57	11
634	BRIAN LENZ	Jr	SOUTHWESTERN KS	3	9:19.68	11
420	DANIEL PETERSON	Fr	WISC-PARKSIDE	4	9:21.32	11
237	MARTIN MEYER	Sr	MALONE OH	5	9:25.0	11
517	JOHN BIEK	Sr	SAGINAW VALLEY STATE MI	6	9:27.94	11

SEMI RESULTS HEAT # 2

470	DENNIS LECK	Sr	WESTERN STATE CO	1	9:06.62	11
366	JOHN DETRO	Sr	SIENA HEIGHTS MI	2	9:08.50	11
31	ANDREW DANIELS	Sr	AZUSA PACIFIC CA	3	9:09.98	11
204	MIKE HAMM	Jr	KEARNEY STATE NE	4	9:11.38	11
241	TOM SHETLER	Sp	MALONE OH	5	9:12.41	11
141	BILL DENT	Sp	DICKINSON STATE ND	6	9:14.13	11

NAIA NATL OUTDOOR T&F MT
RELAY 4 X 100 MEN

KEN HERRICK TR HILLS COL
Division:

MAY 23-25, 1985
EVENT # 13

Records - NAIA : 40.03
TRACK : 41.69

ABILENE CHRISTIAN TX 1982
NORTHWOOD INSTITUTE MI 1985

ENTRANT #	NAME	GR	AFFILIATION	PLACE	MARK
-----------	------	----	-------------	-------	------

PRELIM RESULTS HEAT # 1

686	/WAYLAND BAPTIST		WAYLAND BAPTIST TX	1	40.22	11
-----	------------------	--	--------------------	---	-------	----

694	/CONCORDIA		CONCORDIA NE	2	41.54	11
-----	------------	--	--------------	---	-------	----

712	/PITTSBURG STATE		PITTSBURG STATE KS	3	41.69	11
-----	------------------	--	--------------------	---	-------	----

705	/SOUTHWESTERN KA		SOUTHWESTERN KS	4	41.85	11
-----	------------------	--	-----------------	---	-------	----

688	/WHITWORTH COLLEGE		WHITWORTH WA	5	42.0	11
-----	--------------------	--	--------------	---	------	----

717	/WESTERN WASHINGTON		WESTERN WASHINGTON	6	42.44	11
-----	---------------------	--	--------------------	---	-------	----

PRELIM RESULTS HEAT # 2

716	/ARK-MONTICELLO		ARK- MONTICELLO	1	41.30	11
-----	-----------------	--	-----------------	---	-------	----

707	/CALIFORNIA LUTHERAN		CALIFORNIA LUTHERAN	2	41.52	11
-----	----------------------	--	---------------------	---	-------	----

680	/NORTHWOOD MI		NORTHWOOD INSTITUTE MI	3	41.60	11
-----	---------------	--	------------------------	---	-------	----

715	/CENTRAL STATE OK		CENTRAL STATE OK	4	41.69	11
-----	-------------------	--	------------------	---	-------	----

701	/MCMURRY COLLEGE		MCMURRY TX	5	41.82	11
-----	------------------	--	------------	---	-------	----

704	/TAYLOR UNIV.		TAYLOR IN	6	42.54	11
-----	---------------	--	-----------	---	-------	----

NAIA NATL OUTDOOR T&F MT
RELAY 4 X 100 MEN

KEN HERRICK TR HILLS COL
Division:

MAY 23-25, 1985
EVENT # 13

Records - NAIA : 40.03 ABILENE CHRISTIAN TX 1982
TRACK : 41.69 NORTHWOOD INSTITUTE MI 1985

ENTRANT #	NAME	GR	AFFILIATION	PLACE	MARK
-----------	------	----	-------------	-------	------

PRELIM RESULTS HEAT # 3

690	/AZUSA PACIFIC		AZUSA PACIFIC CA	1	41.18	11
-----	----------------	--	------------------	---	-------	----

684	/SOUTHERN ARKANSAS		SOUTHERN ARKANSAS	2	41.51	11
-----	--------------------	--	-------------------	---	-------	----

711	/MISSOURI BAPTIST		MISSOURI BAPTIST	3	41.99	11
-----	-------------------	--	------------------	---	-------	----

682	/OKLAHOMA BAPTIST		OKLAHOMA BAPTIST	4	42.07	11
-----	-------------------	--	------------------	---	-------	----

710	/HENDERSON STATE		HENDERSON STATE AR	5	42.09	11
-----	------------------	--	--------------------	---	-------	----

698	/LANGSTON UNIV.		LANGSTON OK	6	42.53	11
-----	-----------------	--	-------------	---	-------	----

708	/SPRING ARBOR		SPRING ARBOR MI	7	42.81	11
-----	---------------	--	-----------------	---	-------	----

NAIA NATL OUTDOOR T&F MT
LONG JUMP MEN

KEN HERRICK TR HILLS COL
Division:

MAY 23-25, 1985
EVENT # 17

Records - NAIA : 26-06.5
TRACK : 24-02.0

JOSHUA OWUSU ANGELO STATE TX 1974
DERRICK DAVIS WESTERN MICH 1985

ENTRANT #	NAME	GR	AFFILIATION	PLACE	MARK
-----------	------	----	-------------	-------	------

FINAL RESULTS

441	RUSSELL MITCHELL	Sr	WAYLAND BAPTIST TX	1	24-06.0	†
573	CHRIS BRANHAM	Jr	POINT LOMA NAZARENE CA	2	24-03.5	†
393	CLAUDE PERKINS	Sr	TARKIO MO	3	24-02.5	†
256	CARL HAYES	Sr	MCMURRY TX	4	24-01.75	
519	AARON SAMPSON	Sr	SOUTHERN UTAH STATE	5	24-01.0	
300	IVAN LOWE	Sr	NORTHWOOD INSTITUTE MI	6	24-00.0	

NAIA NATL OUTDOOR T&F MT
HAMMER

KEN HERRICK TR HILLS COL
Division:

MAY 23-25, 1985
EVENT # 21

Records - NAIA : 225-10.0
TRACK : NO MARK

DOUG BARNETT AZUSA PACIFIC 1983

ENTRANT #	NAME	GR	AFFILIATION	PLACE	MARK
-----------	------	----	-------------	-------	------

FINAL RESULTS

44	PHIL MANN	Sr	AZUSA PACIFIC CA	1	222-01.5
677	HAROLD WILLERS	Sr	SIMON FRASER CAN	2	213-01.0
45	MIKE MAYNARD	Jr	AZUSA PACIFIC CA	3	204-09.0
40	ERIC LEMASTERS	Jr	AZUSA PACIFIC CA	4	184-11.25
515	JOHN ROBINSON	Sp	SAGINAW VALLEY STATE MI	5	169-10.0
63	KIPP VAN CAMP	Sr	BETHANY KS	6	168-01.5

NAIA NATL OUTDOOR T&F MT
JAVELIN MEN

KEN HERRICK TR HILLS COL
Division:

MAY 23-25, 1985
EVENT # 22

Records - NAIA : 259-11.0 MIKE BARNETT AZUSA PACIFIC 1983
TRACK : 246-01.0 CHARLIE GREEN U. CHIG TR CLB 1984

ENTRANT #	NAME	GR	AFFILIATION	PLACE	MARK
-----------	------	----	-------------	-------	------

FINAL RESULTS

568	DAN THOMASSON	Sr	PITTSBURG STATE KS	1	276-03.25	††
439	ZAKAYO MWINYIKELY	Jr	WAYLAND BAPTIST TX	2	257-02.0	†
566	RICK SINONCIC	Jr	PITTSBURG STATE KS	3	248-03.0	†
275	PAUL LYKKEN	Sr	MOORHEAD STATE MN	4	234-01.75	
28	CHRIS GRANTHAM	Jr	AUSTIN TX	5	232-01.25	
465	MIKE KEIZUR	Jr	WESTERN OREGON	6	222-11.0	

NAIA NATL OUTDOOR T&F MT
100 METER DASH MEN

KEN HERRICK TR HILLS COL
Division:

MAY 23-25, 1985
EVENT # 24

Records - NAIA : 10.15 INNOCENT EGBUNIKE AZ PAC CA 1984
TRACK : 10.68 RANDY SMITH 1984

ENTRANT #	NAME	SR	AFFILIATION	PLACE	MARK
-----------	------	----	-------------	-------	------

PRELIM RESULTS HEAT # 1

444	ALRICK MUNROE	Fr	WAYLAND BAPTIST TX	1	10.46	11
428	KENNETH ROSS	Sp	SOUTHERN COLORADO	2	10.53	11
479	MIKE MOORE	Sr	WHITWORTH WA	3	10.70	11
400	JAMES CONLEY	Jr	TARLETON STATE TX	4	10.80	11

PRELIM RESULTS HEAT # 2

32	INNOCENT EGBUNIKE	Sr	AZUSA PACIFIC CA	1	10.49	11
639	TIMMY TAYLOR	Sp	SOUTHWESTERN KS	2	10.69	11
393	CLAUDE PERKINS	Sr	TARKID MO	3	10.70	11
345	SCOTT FERGUSON	Fr	PRAIRIE VIEW A&M TX	4	10.74	11

PRELIM RESULTS HEAT # 3

560	AARON LANG	Jr	PITTSBURG STATE KS	1	10.54	11
35	DONNIE HARRIS	Jr	AZUSA PACIFIC CA	2	10.60	11
310	KEVIN MCGEEHEE	Jr	OKLAHOMA BAPTIST	3	10.63	11
181	GREG WILLIAMS	Sp	HENDERSON STATE AR	4	10.71	11

PRELIM RESULTS HEAT # 4

437	MORRIS EGON	Sp	WAYLAND BAPTIST TX	1	10.70	11
121	DAVID PALMER	Sp	CONCORDIA NE	2	10.77	11
472	HORACE PUGH	Sr	WESTERN STATE CO	3	10.84	11
411	ERIC SANDERS	Sp	ARK- MONTICELLO	4	10.87	11

NAIA NATL OUTDOOR T&F MT
KEN HERRICK TR HILLS COL
MAY 23-25, 1985

CODE # NAME MEN @ END OF FRIDAY 5/24/85

78	AZUSA PACIFIC CA	48
114	POINT LOMA NAZARENE CA	32
93	WISC-PARKSIDE	24
113	PITTSBURG STATE KS	24
36	NORTHWOOD INSTITUTE MI	21
79	WAYLAND BAPTIST TX	18
17	PRAIRIE VIEW A&M TX	14
63	SOUTHERN COLORADO	12
61	CONCORDIA NE	10
129	WESTERN WASHINGTON	9
132	SIMON FRASER CAN	8
5	ADAMS STATE CO	8
103	FORT HAYS STATE KS	8
118	TAYLOR IN	8
2	TARKIO MO	6
90	CALIFORNIA LUTHERAN	6
68	WESTERN OREGON	5
8	MOORHEAD STATE MN	4
74	AUSTIN TX	4
86	MCMURRY TX	4
95	BEREA KY	4
6	WESTERN STATE CO	4
112	PARK MO	4
117	SOUTHWESTERN KS	4
62	QUACHITA BAPTIST AR	4
9	LINFIELD OR	2
84	SOUTHERN ARKANSAS	2
91	WISC-EAU CLAIRE	2
11	KEARNEY STATE NE	2
115	SAGINAW VALLEY STATE MI	2
116	SOUTHERN UTAH STATE	2
124	GRACELAND IA	2
92	BETHANY KS	1
49	HENDERSON STATE AR	1
28	AQUINAS-MI	1

NAIA NATL OUTDOOR T&F MT KEN HERRICK TR HILLS COL MAY 23-25, 1985

ORDER OF EVENTS FOR SATURDAY

TIME	RUNNING EVENTS	ROUND
3:45p	STEEPLECHASE	FINAL
4:00p	RELAY 4 X 100 WOMEN	FINAL
4:10p	RELAY 4 X 100 MEN	FINAL
4:20p	1500 METER RUN WOMEN	FINAL
4:30p	1,500 METER RUN MEN	FINAL
4:40p	200 METER DASH WOMEN	SEMI
4:50p	200 METER DASH MEN	SEMI
5:05p	400 M HURDLES WOMEN	FINAL
5:15p	400 M HURDLES MEN	FINAL
5:25p	400 METER DASH WOMEN	FINAL
5:35p	400 METER DASH MEN	FINAL
5:45p	800 METER RUN WOMEN	FINAL
5:55p	800 METER RUN MEN	FINAL
6:00	MARATHON WOMEN	FINAL
6:00	MARATHON MEN	FINAL
6:05p	200 METER DASH WOMEN	FINAL
6:15p	200 METER DASH MEN	FINAL
6:25p	3000 METER RUN WOMEN	FINAL
6:40p	5,000 METER RUN MEN	FINAL
7:00p	RELAY 4 X 400 WOMEN	FINAL
7:10p	RELAY 4 X 400 MEN	FINAL
TIME	FIELD EVENTS	ROUND
11:30a	HIGH JUMP MEN	FINAL
12:00p	DISCUS WOMEN	FINAL
12:00p	POLE VAULT	FINAL
2:00p	DISCUS MEN	FINAL

NAIA NATL OUTDOOR T&F MT

KEN HERRICK TR HILLS COL

MAY 23-25, 1985

SCHEDULE OF EVENTS

EVENT #	NAME	PRELIM	SEMI	FINAL
1	100 METER DASH WOMEN	THU-7:05PM	FRI-4:10PM	FRI-7:40PM
2	110 METER HURDLE MEN	THU-6:30PM	FRI-3:50PM	FRI-6:55PM
3	200 METER DASH MEN	THU-8:05PM	SAT-4:50PM	SAT-6:15PM
4	400 METER DASH MEN	THU-6:55PM	FRI-4:40PM	SAT-5:35PM
5	400 M HURDLES MEN	THU-8:30PM	FRI-7:30PM	SAT-5:15PM
6	800 METER RUN MEN	THU-7:40PM	FRI-5:05PM	SAT-5:55PM
7	1,500 METER RUN MEN		THU-5:30PM	SAT-4:30PM
8	5,000 METER RUN MEN		FRI-8:25PM	SAT-6:40PM
9	10,000 METER RUN MEN			THU-9:20PM
10	10000 METER WALK MEN			FRI-9:45PM
11	STEEPLECHASE		THU-4:25PM	SAT-3:45PM
12	RELAY 4 X 400 MEN		FRI-9:15PM	SAT-7:10PM
13	RELAY 4 X 100 MEN	THU-5:00PM	FRI-5:30PM	SAT-4:10PM
14	MARATHON MEN			SAT-6:00AM
15	POLE VAULT			SAT-12:00P
16	HIGH JUMP MEN			SAT-11:30A
17	LONG JUMP MEN			THU-6:00PM
18	TRIPLE JUMP			FRI-1:00PM
19	SHOT PUT MEN			FRI-5:00PM
20	DISCUS MEN			SAT-2:00PM
21	HAMMER			THU-3:30PM
22	JAVELIN MEN			THU-4:00PM
23	DECATHLON		THU-9:00AM	FRI-8:30AM
24	100 METER DASH MEN	THU-7:15PM	FRI-4:20PM	FRI-7:50PM
25	100 M HURDLES WOMEN	THU-6:15PM	FRI-4:10PM	FRI-6:40PM
26	200 METER DASH WOMEN	THU-7:55PM	SAT-4:40PM	SAT-6:05PM
27	400 METER DASH WOMEN	THU-6:45PM	FRI-4:30PM	SAT-5:25PM
28	400 M HURDLES WOMEN	THU-8:15PM	FRI-7:15PM	SAT-5:05PM
29	800 METER RUN WOMEN	THU-7:25PM	FRI-4:50PM	SAT-5:45PM
30	1500 METER RUN WOMEN		THU-5:10PM	SAT-4:20PM
31	3000 METER RUN WOMEN		THU-4:00PM	SAT-6:25PM
32	5000 METER RUN WOMEN			FRI-8:00PM
33	10000 M RUN WOMEN			THU-9:55PM
34	RELAY 4 X 100 WOMEN		FRI-5:20PM	SAT-4:00PM
35	RELAY 4 X 400 WOMEN		FRI-9:00PM	SAT-7:00PM
36	RELAY SPRINT MEDLEY		THU-4:50PM	THU-9:10PM
37	RELAY 4 X 800		THU-8:45PM	FRI-9:30PM
38	HIGH JUMP WOMEN			FRI-1:00PM
39	LONG JUMP WOMEN			THU-3:30PM
40	DISCUS WOMEN			SAT-12:00P
41	JAVELIN WOMEN			FRI-3:00PM
42	SHOT PUT WOMEN			THU-4:00PM
43	MARATHON WOMEN			SAT-6:00AM
44	HEPTATHLON		THU-8:45AM	FRI-8:30AM
45				

NAIA NATL OUTDOOR T&F MT
200 METER DASH MEN ,

KEN HERRICK TR HILLS COL
SEMI # 1

MAY 23-25, 1985
EVENT # 3

Schedule - Prelim: 8:05PM-THURSDAY

Semi: 4:50PM-SATURDAY

Final: 6:15PM-SATURDAY

Records - NAIA : 20.24
TRACK : 21.53

LARRY BLACK-NO. CAROLINA CEN
ELLIOTT TABRON

1972
MICHIGAN STATE 1984

4 HEATS OF 8

TOP 4 IN EACH HEAT TO SEMIS AND FINALS

ENTRANT #	NAME	GR	AFFILIATION	PREV. MARK	POSITION	PLACE	MARK
639	TIMMY TAYLOR	Sp	SOUTHWESTERN KS	21.81	1	-----	-----
441	RUSSELL MITCHELL	Sr	WAYLAND BAPTIST TX	21.54	2	-----	-----
310	KEVIN MCGEEHEE	Jr	OKLAHOMA BAPTIST	21.29	3	-----	-----
443	DEVON MORRIS	Fr	WAYLAND BAPTIST TX	21.18	4	-----	-----
345	SCOTT FERGUSON	Fr	PRAIRIE VIEW A&M TX	21.53	5	-----	-----
453	DEWITT HALE	Jr	WEST VIRGINIA STATE	21.84	6	-----	-----
444	ALRICK MUNROE	Fr	WAYLAND BAPTIST TX	22.02	7	-----	-----
206	NEIL TAYLOR	Sp	KEARNEY STATE NE	22.17	8	-----	-----

EVENT OFFICIAL

TITLE

WIND READING: -----

NAIA NATL OUTDOOR T&F MT
200 METER DASH MEN ,

KEN HERRICK TR HILLS COL
SEMI # 2

MAY 23-25, 1985
EVENT # 3

Schedule - Prelim: 8:05PM-THURSDAY

Semi: 4:50PM-SATURDAY

Final: 6:15PM-SATURDAY

Records - NAIA : 20.24
TRACK : 21.53

LARRY BLACK-NO. CAROLINA CEN 1972
ELLIOTT TABRON MICHIGAN STATE 1984

4 HEATS OF 8

TOP 4 IN EACH HEAT TO SEMIS AND FINALS

ENTRANT #	NAME	GR	AFFILIATION	PREV. MARK	POSITION	PLACE	MARK
292	MIKE OSBORN	Sr	NORTHWESTERN STATE OK	22.04	1	-----	-----
181	GREG WILLIAMS	Sp	HENDERSON STATE AR	21.73	2	-----	-----
560	AARON LANG	Jr	PITTSBURG STATE KS	21.55	3	-----	-----
32	INNOCENT EGBUNIKE	Sr	AZUSA PACIFIC CA	21.23	4	-----	-----
428	KENNETH ROSS	Sp	SOUTHERN COLORADO	21.29	5	-----	-----
393	CLAUDE PERKINS	Sr	TARKIO MO	21.60	6	-----	-----
255	ALBERT HATCHER	Fr	MCMURRY TX	21.66	7	-----	-----
97	STEVE BROWN	Fr	CENTRAL STATE OK	21.77	8	-----	-----

EVENT OFFICIAL

TITLE

WIND READING: -----

NAIA NATL OUTDOOR T&F MT
400 METER DASH MEN

KEN HERRICK TR HILLS COL
FINAL

MAY 23-25, 1985
EVENT # 4

Schedule - Prelim: 6:55PM-THURSDAY

Semi: 4:40PM-FRIDAY

Final: 5:35PM-SATURDAY

Records - NAIA : 45.38
TRACK : 46.84

EUGENE SANDERS-MISS.VALLEY
ELLIOT TABRON

1981
MICHIGAN STATE 1984

2 HEATS OF 8, 2 HEATS OF 7-TOP 4 TO SEMIS 2 HEATS OF 8-TOP 4 TO FINALS

ENTRANT #	NAME	GR	AFFILIATION	PREV. MARK	POSITION	PLACE	MARK
348	ANTHONY GRANVILLE	Sr	PRAIRIE VIEW A&M TX	47.78	1	-----	-----
255	ALBERT HATCHER	Fr	MCMURRY TX	47.64	2	-----	-----
445	PATRICK NWANGUZU	Sp	WAYLAND BAPTIST TX	47.06	3	-----	-----
371	SAMMY EPPS	Sr	SOUTHERN ARKANSAS	46.75	4	-----	-----
443	DEVON MORRIS	Fr	WAYLAND BAPTIST TX	46.02	5	-----	-----
449	MOSES UGBISIE	Sp	WAYLAND BAPTIST TX	46.08	6	-----	-----
441	RUSSELL MITCHELL	Sr	WAYLAND BAPTIST TX	47.10	7	-----	-----
301	KIM MCCOY	Sr	NORTHWOOD INSTITUTE MI	47.60	8	-----	-----

EVENT OFFICIAL

TITLE

WIND READING:-----

NAIA NATL OUTDOOR T&F MT
1,500 METER RUN MEN ,

KEN HERRICK TR HILLS COL
FINAL

MAY 23-25, 1985
EVENT # 7

Schedule - Prelim:

Semi: 5:30PM-THURSDAY

Final: 4:30PM-SATURDAY

Records - NAIA : 3:44.88
TRACK : 3:48.64

MIKE BOIT EASTERN NEW MEX. 1976
MIKE MICHNO BOB SCHUL RACING 1985

2 HEATS OF 11 1 HEAT OF 10 TOP 4 IN EACH HEAT TO FINALS

ENTRANT #	NAME	GR	AFFILIATION	PREV. MARK	POSITION	PLACE	MARK
409	DAMON MARTIN	Sr	ARK- MONTICELLO	3:52.30	1	-----	-----
274	KEITH HAVERLAND	Sr	MOORHEAD STATE MN	3:52.33	2	-----	-----
570	WILLIE WALSH	Sr	PITTSBURG STATE KS	3:58.51	3	-----	-----
426	LARRY CAFFEY	Sr	SOUTHERN COLORADO	3:52.27	4	-----	-----
525	DAVID MATHERNE	Jr	BERRY GA	3:53.60	5	-----	-----
9	MARK STEWARD	Jr	ADAMS STATE CO	3:53.91	6	-----	-----
92	ROB MOORE	Sp	CEDARVILLE OH	3:57.50	7	-----	-----
471	EDUARDO NAVAS	Sr	WESTERN STATE CO	3:51.94	8	-----	-----
526	JAMES MILLER	Sr	BERRY GA	3:58.56	9	-----	-----
225	JOHN RUIZ	Jr	LUBBOCK CHRISTIAN TX	3:55.04	10	-----	-----
508	RICH GENSON	Jr	SAGINAW VALLEY STATE MI	3:56.16	11	-----	-----
272	JOHN ALIN	Sr	MOORHEAD STATE MN	3:53.96	12	-----	-----

EVENT OFFICIAL

TITLE

WIND READING: _____

NAIA NATL OUTDOOR T&F MT
100 METER DASH MEN ,

KEN HERRICK TR HILLS COL
FINAL

MAY 23-25, 1985
EVENT # 24

Schedule - Prelim: 7:15PM-THURSDAY

Semi: 4:20PM-FRIDAY

Final: 7:50PM-FRIDAY

Records - NAIA : 10.15
TRACK : 10.68

INNOCENT EGBUNIKE AZ PAC CA 1984
RANDY SMITH 1984

1 HEAT OF 7, 3 HEATS OF 8 4 FROM EACH HEAT TO SEMIS

ENTRANT #	NAME	GR	AFFILIATION	PREV. MARK	POSITION	PLACE	MARK
35	DONNIE HARRIS	Jr	AZUSA PACIFIC CA	10.72	1	-----	-----
437	MORRIS EGON	Sp	WAYLAND BAPTIST TX	10.85	2	-----	-----
181	GREG WILLIAMS	Sp	HENDERSON STATE AR	10.76	3	-----	-----
428	KENNETH ROSS	Sp	SOUTHERN COLORADO	10.70	4	-----	-----
32	INNOCENT EGBUNIKE	Sr	AZUSA PACIFIC CA	10.54	5	-----	-----
560	AARON LANG	Jr	PITTSBURG STATE KS	10.64	6	-----	-----
345	SCOTT FERGUSON	Fr	PRAIRIE VIEW A&M TX	10.69	7	-----	-----
310	KEVIN MCGEEHEE	Jr	OKLAHOMA BAPTIST	10.87	8	-----	-----

EVENT OFFICIAL

TITLE

WIND READING: -----

NAIA NATL OUTDOOR T&F MT
800 METER RUN MEN ,

KEN HERRICK TR HILLS COL
FINAL

MAY 23-25, 1985
EVENT # 6

Schedule - Prelim: 7:40PM-THURSDAY

Semi: 5:05PM-FRIDAY

Final: 5:55PM-SATURDAY

Records - NAIA : 1:47.02
TRACK : 1:52.14

EVANS WHITE PRAIRIE VIEW TX 1979
KEN PLUDE SABINAW VALLEY MI 1984

2 HEATS OF 8, 3 HEATS OF 7 TOP 3 AND 4TH FASTEST TO SEMIS TOP 4 IN EACH SEMI TO FINAL

ENTRANT #	NAME	GR	AFFILIATION	PREV. MARK	POSITION	PLACE	MARK
343	ERNEST BELL	Sr	PRAIRIE VIEW A&M TX	1:51.45	1		
84	MIKE ZARAGOZA	Jr	CALIFORNIA LUTHERAN	1:53.49	2		
318	BRENT FOWLER	Sp	OKLAHOMA CHRISTIAN	1:53.96	3		
328	RUSS COLE	Sp	PACIFIC LUTHERAN WA	1:52.27	4		
448	PETER SCOTT	Fr	WAYLAND BAPTIST TX	1:51.99	5		
150	GREGG LARSON	Sp	DOANE NE	1:51.67	6		
228	KENRICK WILLIAMS	Jr	LUBBOCK CHRISTIAN TX	1:52.86	7		
663	SCOTT CAMP		WESTMONT CA	1:53.55	8		

EVENT OFFICIAL

TITLE

WIND READING: _____

NAIA NATL OUTDOOR T&F MT
RELAY 4 X 100 MEN ,

KEN HERRICK TR HILLS COL
FINAL

MAY 23-25, 1985
EVENT # 13

Schedule - Prelim: 5:00PM-THURSDAY

Semi: 5:30PM-FRIDAY

Final: 4:10PM-SATURDAY

Records - NAIA : 40.03
TRACK : 41.69

ABILENE CHRISTIAN TX 1982
NORTHWOOD INSTITUTE MI 1985

3 HEATS OF 7 ADVANCE TOP 5 FROM EACH HEAT PLUS FASTEST 6TH PLACE TO SEMIS

ENTRANT #	NAME	GR	AFFILIATION	PREV. MARK	POSITION	PLACE	MARK
680	/NORTHWOOD MI		NORTHWOOD INSTITUTE MI	41.75	1	_____	_____
694	/CONCORDIA		<i>Missouri Baptist</i> CONCORDIA NE	41.76	2	_____	_____
712	/PITTSBURG STATE		PITTSBURG STATE KS	41.63	3	_____	_____
686	/WAYLAND BAPTIST		WAYLAND BAPTIST TX	40.40	4	_____	_____
690	/AZUSA PACIFIC		AZUSA PACIFIC CA	41.21	5	_____	_____
716	/ARK-MONTICELLO		ARK- MONTICELLO	41.47	6	_____	_____
707	/CALIFORNIA LUTHERAN		<i>See Kansas</i> CALIFORNIA LUTHERAN	NO MARK	7	_____	_____
684	/SOUTHERN ARKANSAS		SOUTHERN ARKANSAS	42.04	8	_____	_____
					9	_____	_____
					10	_____	_____

EVENT OFFICIAL

TITLE

WIND READING: _____

NAIA NATL OUTDOOR T&F MT
400 M HURDLES MEN ,

KEN HERRICK TR HILLS COL
FINAL

MAY 23-25, 1985
EVENT # 5

Schedule - Prelim: 8:30PM-THURSDAY

Semi: 7:30PM-FRIDAY

Final: 5:15PM-SATURDAY

Records - NAIA : 50.05 ED BROWN SAGINAW VALLEY MI 1984
TRACK : 51.28 ED BROWN SAGINAW VALLEY MI 1984

4 PRELIN. HEATS TOP 4 TO SEMIS AND FINALS

ENTRANT #	NAME	GR	AFFILIATION	PREV. MARK	POSITION	PLACE	MARK
349	LANCE GREEN	Jr	PRAIRIE VIEW A&M TX	53.04	1	-----	-----
389	DARROW SMITH	Sr	SPRING ARBOR MI	52.85	2	-----	-----
550	ANTHONY LEAKS	Jr	MISSOURI BAPTIST	51.92	3	-----	-----
442	DENNIS MOORE	Jr	WAYLAND BAPTIST TX	51.69	4	-----	-----
453	DEWITT HALE	Jr	WEST VIRGINIA STATE	51.87	5	-----	-----
49	PAUL WEBB	Sr	AZUSA PACIFIC CA	51.95	6	-----	-----
30	BRIAN ARNOLD	Sp	AZUSA PACIFIC CA	52.46	7	-----	-----
231	DAVE FATHEREE	Jr	MALONE OH	53.17	8	-----	-----

EVENT OFFICIAL

TITLE

WIND READING: -----

NAIA NATL OUTDOOR T&F MT
MARATHON MEN

KEN HERRICK TR HILLS COL
FINAL

MAY 23-25, 1985
EVENT # 14

Schedule - Prelim:

Semi:

Final: 6:00AM-SATURDAY

Records - NAIA : 2:21:18.80
TRACK : NO MARK

TERRY COKER BELMONT TN

1983

FINAL ONLY

ENTRANT #	NAME	GR	AFFILIATION	PREV. MARK	POSITION	PLACE	MARK
551	BILL QUICK	Sp	MISSOURI BAPTIST	3:33:00.0	1		
451	WILLIAM CHANDLER	Fr	WEST VIRGINIA STATE	2:51:43.0	2		
313	ERIC WOODARD	Sr	OKLAHOMA BAPTIST	2:28:55.00	3		
643	STUART WALLING	Sp	SOUTHWESTERN KS	2:30:52.0	4		
637	MARK RUGGLES	Sr	SOUTHWESTERN KS	2:30:47.0	5		
613	BOB FRANKS		BIOLA CA	2:29:06.00	6		
419	THEODORE MILLER	Sr	WISC-PARKSIDE	2:29:42.00	7		
8	RICK ROYBOL	Jr	ADAMS STATE CO	2:18:30.00	8		
247	RICK WILSON	Sp	MALONE OH	2:45:13.0	9		
24	JOHNNY GROSS	Sr	ARKANSAS TECH	2:42:40.0	10		
307	DAN ALLEN	Fr	OKLAHOMA BAPTIST	2:39:39.0	11		
522	BRYAN HACKER	Sr	BEREA KY	2:28:32.00	12		
609	TRAVIS STEPHENS	Sr	WISC-EAU CLAIRE	2:31:00.0	13		
33	CHRIS SPITZ	Jr	CALIFORNIA LUTHERAN	2:24:02.00	14		
110	RANDY JARZYNKA	Sr	CHADRON STATE NE	2:22:43.00	15		
532	MIKE WALDEN	Sr	CATAWBA NC	2:33:00.0	16		
410	JEFF POPE	Jr	ARK- MONTICELLO	2:42:31.0	17		
51	JOEL T. ENDERLE	Jr	BELMONT TN	3:03:02.0	18		
415	JIM BOB CAIRNS	Sr	PUGET SOUND WA	2:28:04.00	19		
52	DAVID S. MCCracken	Sr	BELMONT TN	3:14:28.0	20		
153	GREG MILLER	Sp	EASTERN OREGON STATE	2:42:10.00	21		
153	FRED KEM	Jr	GOSHEN IN	3:08:37.00	22		
220	JAMES WYATT	Sr	LINFIELD OR	2:31:07.00	23		
90	RUSTY KING	Sp	CEDARVILLE OH	2:36:02.00	24		
281	ALBERT ENGEVIK	Jr	NORTHERN STATE SD	2:36:16.00	25		
79	DAVID MAXWELL	Sp	CALIFORNIA LUTHERAN	2:30:23.00	26		
548	PAUL BRIGMAN	Sp	MISSOURI BAPTIST	3:07:21.0	27		
591	JOHN ELY	Sp	TAYLOR IN	2:32:00.0	28		

EVENT OFFICIAL

TITLE

WIND READING: _____

NAIA NATL OUTDOOR T&F MT
STEEPLECHASE

KEN HERRICK TR HILLS COL
FINAL

MAY 23-25, 1985
EVENT # 11

Schedule - Prelims

Semi: 4:25PM-THURSDAY

Final: 3:45PM-SATURDAY

Records - NAIA : 8:43.69
TRACK : 9:02.44

KREGG EINSPAHR CONCORDIA NE
JOHN DETRO

1981
SIENA HEIGHT MI 1985

1 HEAT OF 13 & 1 HEAT OF 14 QUALIFY 6 FROM EACH HEAT TO FINALS

ENTRANT #	NAME	SR	AFFILIATION	PREV. MARK	POSITION	PLACE	MARK
366	JOHN DETRO	Sr	SIENA HEIGHTS MI	9:08.50	1		
146	FRITZ BUSCH	Jr	DOANE NE	9:15.28	2		
204	MIKE HAMM	Jr	KEARNEY STATE NE	9:11.38	3		
237	MARTIN MEYER	Sr	MALONE OH	9:25.0	4		
470	DENNIS LECK	Sr	WESTERN STATE CO	9:06.62	5		
634	BRIAN LENZ	Jr	SOUTHWESTERN KS	9:19.68	6		
241	TOM SHETLER	Sp	MALONE OH	9:12.41	7		
31	ANDREW DANIELS	Sr	AZUSA PACIFIC CA	9:09.98	8		
141	BILL DENT	Sp	DICKINSON STATE ND	9:14.13	9		
517	JOHN BIEK	Sr	SAGINAW VALLEY STATE MI	9:27.94	10		
12	KEN WOODARD	Fr	ADAMS STATE CO	9:19.57	11		
420	DANIEL PETERSON	Fr	WISC-PARKSIDE	9:21.32	12		

EVENT OFFICIAL

TITLE

WIND READING:

NAIA NATL OUTDOOR T&F MT
5,000 METER RUN MEN ,

KEN HERRICK TR HILLS COL
FINAL

MAY 23-25, 1985
EVENT # 8

Schedule - Prelim:

Semi: 8:25PM-FRIDAY

Final: 6:40PM-SATURDAY

Records - NAIA : 14:04.44 JOHN MUTHAMA BETHEL KS 1976
TRACK : 14:35.50 TROY QUELLETTE SAG.VALLEY MI 1984

1 HEAT OF 14 & 1 HEAT OF 15--TOP 6 TO FINALS

ENTRANT #	NAME	GR	AFFILIATION	PREV. MARK	POSITION	PLACE	MARK
361	DARREN MILLER	Sp	RIO GRANDE OH	14:45.44	1	_____	_____
421	TIMOTHY RENZELMANN	Jr	WISC-PARKSIDE	14:44.16	2	_____	_____
471	EDUARDO NAVAS	Sr	WESTERN STATE CO	14:25.59	3	_____	_____
499	MIKE NUGENT	Sr	HILLSDALE MI	14:40.09	4	_____	_____
4	ROBERT FERGUSON	Jr	ADAMS STATE CO	14:40.35	5	_____	_____
5	ROBBIE HIPWOOD	Jr	ADAMS STATE CO	14:44.82	6	_____	_____
2	DAVE CUADRADO	Sr	ADAMS STATE CO	14:45.89	7	_____	_____
424	DANIEL STUBLASKI	Sr	WISC-PARKSIDE	14:45.28	8	_____	_____
572	TOMAS ANDERSSON	Sr	POINT LOMA NAZARENE CA	14:46.65	9	_____	_____
194	MATT PEARSON	Jr	JOHN BROWN AR	14:46.59	10	_____	_____
514	TROY QUELLETTE	Sr	SAGINAW VALLEY STATE MI	14:44.55	11	_____	_____
473	JEFF SANCHEZ	Sr	WESTERN STATE CO	14:48.48	12	_____	_____

EVENT OFFICIAL

TITLE

WIND READING: _____

NAIA NATL OUTDOOR T&F MT
RELAY 4 X 400 MEN ,

KEN HERRICK TR HILLS COL
FINAL

MAY 23-25, 1985
EVENT # 12

Schedule - Prelim:

Semi: 9:15PM-FRIDAY

Final: 7:10PM-SATURDAY

Records - NAIA : 3:05.40
TRACK : 3:33.33

MISSISSIPPI VALLEY STATE 1981
SAGINAW VALLEY STATE MI 1984

2 HEATS OF 7 AND 1 HEAT OF 8 TOP 2 FROM EACH HEAT PLUS NEXT 2 FASTEST TIMES TO FINALS

ENTRANT #	NAME	GR	AFFILIATION	PREV. MARK	POSITION	PLACE	MARK
686	/WAYLAND BAPTIST	WAYLAND	BAPTIST TX	3:06.81	1	-----	-----
680	/NORTHWOOD MI	NORTHWOOD	INSTITUTE MI	3:13.14	2	-----	-----
683	/PRAIRIE VIEW A&M	PRAIRIE VIEW	A&M TX	3:11.17	3	-----	-----
701	/MCMURRY COLLEGE	MCMURRY	TX	3:14.08	4	-----	-----
684	/SOUTHERN ARKANSAS	SOUTHERN	ARKANSAS	3:10.24	5	-----	-----
700	/MALONE COLLEGE	MALONE	OH	3:13.99	6	-----	-----
690	/AZUSA PACIFIC	AZUSA	PACIFIC CA	3:13.57	7	-----	-----
715	/CENTRAL STATE OK	CENTRAL STATE	OK	3:14.10	8	-----	-----

EVENT OFFICIAL

TITLE

WIND READING: -----

NAIA NATL OUTDOOR T&F MT
400 METER DASH MEN

KEN HERRICK TR HILLS COL
Division:

MAY 23-25, 1985
EVENT # 4

Records - NAIA : 45.38
TRACK : 46.84

EUGENE SANDERS-MISS. VALLEY
ELLIOT TABRON

1981
MICHIGAN STATE 1984

ENTRANT #	NAME	GR	AFFILIATION	PLACE	MARK
-----------	------	----	-------------	-------	------

SEMI RESULTS HEAT # 1

443	DEVON MORRIS	Fr	WAYLAND BAPTIST TX	1	46.02
449	MOSES UGBISIE	Sp	WAYLAND BAPTIST TX	2	46.08
441	RUSSELL MITCHELL	Sr	WAYLAND BAPTIST TX	3	47.10
301	KIM MCCOY	Sr	NORTHWOOD INSTITUTE MI	4	47.60
61	KURT SMALLWOOD	Jr	BETHANY KS	5	48.09
298	TROY EGGLESTON	Fr	NORTHWOOD INSTITUTE MI	6	48.52
675	PAUL THOLA	Fr	SIMON FRASER CAN	7	48.93
596	BYRON BAILEY	Jr	CENTRAL ARKANSAS	8	48.88

SEMI RESULTS HEAT # 2

371	SAMMY EPPS	Sr	SOUTHERN ARKANSAS	1	46.75
445	PATRICK NWANGUZO	Sp	WAYLAND BAPTIST TX	2	47.06
255	ALBERT HATCHER	Fr	MCMURRY TX	3	47.64
348	ANTHONY GRANVILLE	Sr	PRAIRIE VIEW A&M TX	4	47.78
233	ANTHONY KING	Sp	MALONE OH	5	48.00
106	KEITH SINGLETON	Jr	CENTRAL STATE OK	6	48.06

NAIA NATL OUTDOOR T&F MT
TRIPLE JUMP

KEN HERRICK TR HILLS COL
Division:

MAY 23-25, 1985
EVENT # 18

ENTRANT # NAME

GR AFFILIATION

MARK

FINAL RESULTS

357	EDWARD WILLIAMS	Jr	PRAIRIE VIEW A&M TX	1	51-09.5
489	DON CARTER	Sp	FORT HAYS STATE KS	2	50-01.75
427	MYRON JEFFERSON	Fr	SOUTHERN COLORADO	3	50-00.25
626	CHARLES NANCE	Sp	PARK MO	4	49-06.25
372	MICHAEL GEORGE	Sr	SOUTHERN ARKANSAS	5	48-06.5
660	JAY WANGSHO	Sr	WESTERN WASHINGTON	6	47-11.0

NAIA NATL OUTDOOR T&F MT
100 METER DASH MEN

KEN HERRICK TR HILLS COL
Division:

MAY 23-25, 1985
EVENT # 24

Records - NAIA : 10.15 INNOCENT EGBUNIKE AZ PAC CA 1984
TRACK : 10.68 RANDY SMITH 1984

ENTRANT #	NAME	GR	AFFILIATION	PLACE	MARK
-----------	------	----	-------------	-------	------

SEMI RESULTS HEAT # 1

428	KENNETH ROSS	Sp	SOUTHERN COLORADO	1	10.70
181	GREG WILLIAMS	Sp	HENDERSON STATE AR	2	10.76
437	MORRIS EGON	Sp	WAYLAND BAPTIST TX	3	10.85
310	KEVIN MCGEEHEE	Jr	OKLAHOMA BAPTIST	4	10.87
121	DAVID PALMER	Sp	CONCORDIA NE	5	10.95
411	ERIC SANDERS	Sp	ARK- MONTICELLO	6	11.02
472	HORACE PUGH	Sr	WESTERN STATE CO	7	11.05
444	ALRICK MUNROE	Fr	WAYLAND BAPTIST TX		DISQUALIFIED

SEMI RESULTS HEAT # 2

32	INNOCENT EGBUNIKE	Sr	AZUSA PACIFIC CA	1	10.54
560	AARON LANG	Jr	PITTSBURG STATE KS	2	10.64
345	SCOTT FERGUSON	Fr	PRAIRIE VIEW A&M TX	3	10.69
35	DONNIE HARRIS	Jr	AZUSA PACIFIC CA	4	10.72
479	MIKE MOORE	Sr	WHITWORTH WA	5	10.79
393	CLAUDE PERKINS	Sr	TARKIO MO	6	10.79
639	TIMMY TAYLOR	Sp	SOUTHWESTERN KS	7	10.88
400	JAMES CONLEY	Jr	TARLETON STATE TX	8	10.95

NAIA NATL OUTDOOR T&F MT
RELAY 4 X 100 MEN

KEN HERRICK TR HILLS COL
Division:

MAY 23-25, 1985
EVENT # 13

Records - NAIA : 40.03 ABILENE CHRISTIAN TX 1982
TRACK : 41.69 NORTHWOOD INSTITUTE MI 1985

ENTRANT #	NAME	GR	AFFILIATION	PLACE	MARK
-----------	------	----	-------------	-------	------

SEMI RESULTS HEAT # 1

686	/WAYLAND BAPTIST		WAYLAND BAPTIST TX	1	40.40	†
-----	------------------	--	--------------------	---	-------	---

712	/PITTSBURG STATE		PITTSBURG STATE KS	2	41.63	†
-----	------------------	--	--------------------	---	-------	---

711	/MISSOURI BAPTIST		MISSOURI BAPTIST	3	41.65	†
-----	-------------------	--	------------------	---	-------	---

684	/SOUTHERN ARKANSAS		SOUTHERN ARKANSAS	4	42.04	
-----	--------------------	--	-------------------	---	-------	--

682	/OKLAHOMA BAPTIST		OKLAHOMA BAPTIST	5	42.38	
-----	-------------------	--	------------------	---	-------	--

701	/MCMURRY COLLEGE		MCMURRY TX		DISQUALIFIED	
-----	------------------	--	------------	--	--------------	--

707	/CALIFORNIA LUTHERAN		CALIFORNIA LUTHERAN		DISQUALIFIED	
-----	----------------------	--	---------------------	--	--------------	--

717	/WESTERN WASHINGTON		WESTERN WASHINGTON		DISQUALIFIED	
-----	---------------------	--	--------------------	--	--------------	--

SEMI RESULTS HEAT # 2

690	/AZUSA PACIFIC		AZUSA PACIFIC CA	1	41.21	†
-----	----------------	--	------------------	---	-------	---

716	/ARK-MONTICELLO		ARK- MONTICELLO	2	41.47	†
-----	-----------------	--	-----------------	---	-------	---

705	/SOUTHWESTERN KA		SOUTHWESTERN KS	3	41.68	†
-----	------------------	--	-----------------	---	-------	---

680	/NORTHWOOD MI		NORTHWOOD INSTITUTE MI	4	41.75	
-----	---------------	--	------------------------	---	-------	--

694	/CONCORDIA		CONCORDIA NE	5	41.76	
-----	------------	--	--------------	---	-------	--

715	/CENTRAL STATE OK		CENTRAL STATE OK	6	41.98	
-----	-------------------	--	------------------	---	-------	--

688	/WHITWORTH COLLEGE		WHITWORTH WA	7	42.04	
-----	--------------------	--	--------------	---	-------	--

710	/HENDERSON STATE		HENDERSON STATE AR	8	42.06	
-----	------------------	--	--------------------	---	-------	--

NAIA NATL OUTDOOR T&F MT

KEN HERRICK TR HILLS COL

MAY 23-25, 1985

SHOT PUT MEN

Division:

EVENT # 19

ENTRANT # NAME

GR AFFILIATION

MARK

FINAL RESULTS

304	CHRIS RUSHER	Sr	NORTHWOOD INSTITUTE MI	1	56-08.75	1
590	MARK CORNFELD	Sr	TAYLOR IN	2	56-08.0	1
80	PETER MICHAELS	Jr	CALIFORNIA LUTHERAN	3	23-01.0	
641	BRYAN THOMPSON	Sr	SOUTHWESTERN KS	4	53-00.75	
203	DAN GUSHARD	Jr	KEARNEY STATE NE	5	52-11.5	
46	CHRISTIAN OKOYE	Jr	AZUSA PACIFIC CA	6	52-02.75	
21	RANDY CAMPBELL	Sp	ARKANSAS TECH	7	52-01.25	
323	CLINTON BELL	Jr	QUACHITA BAPTIST AR	8	50-06.0	

NAIA NATL OUTDOOR T&F MT
110 METER HURDLE MEN

KEN HERRICK TR HILLS COL
Division:

MAY 23-25, 1985
EVENT # 2

ENTRANT #	NAME	GR	AFFILIATION	MARK
=====				
FINAL RESULTS				
305	DALE WASHINGTON	Sr	NORTHWOOD INSTITUTE MI	1 14.13 *
574	ROBBIE BUTLER	Jr	POINT LOMA NAZARENE CA	2 14.21 *
573	CHRIS BRANHAM	Jr	POINT LOMA NAZARENE CA	3 14.51
324	CARY HALL	Sr	OUACHITA BAPTIST AR	4 14.51
29	SCOTT TAYLOR	Sp	AUSTIN TX	5 14.57
30	BRIAN ARNOLD	Sp	AZUSA PACIFIC CA	6 14.58
425	GARY BIDWELL	Sr	SOUTHERN COLORADO	7 14.74
440	RAY MCNEAL	Sr	WAYLAND BAPTIST TX	8 NO MARK
=====				

NAIA NATL OUTDOOR T&F MT
400 M HURDLES MEN

KEN HERRICK TR HILLS COL
Division:

MAY 23-25, 1985
EVENT # 5

Records - NAIA : 50.05 ED BROWN SAGINAW VALLEY MI 1984
TRACK : 51.28 ED BROWN SAGINAW VALLEY MI 1984

ENTRANT #	NAME	GR	AFFILIATION	PLACE	MARK
-----------	------	----	-------------	-------	------

SEMI RESULTS HEAT # 1

453	DEWITT HALE	Jr	WEST VIRGINIA STATE	1	51.87
49	PAUL WEBB	Sr	AZUSA PACIFIC CA	2	51.95
30	BRIAN ARNOLD	Sp	AZUSA PACIFIC CA	3	52.46
231	DAVE FATHEREE	Jr	MALONE OH	4	53.17
260	RANDY MARTIN	Sr	MCMURRY TX	5	53.20
579	JOHN MATT	Jr	POINT LOMA NAZARENE CA	6	53.69
667	RAND CLEMENT	Sp	SIMON FRASER CAN	7	53.95
380	ANDY OLSON	Sp	SOUTHWEST STATE MN	8	59.83

SEMI RESULTS HEAT # 2

442	DENNIS MOORE	Jr	WAYLAND BAPTIST TX	1	51.69
550	ANTHONY LEAKS	Jr	MISSOURI BAPTIST	2	51.92
389	DARROW SMITH	Sr	SPRING ARBOR MI	3	52.85
349	LANCE GREEN	Jr	PRAIRIE VIEW A&M TX	4	53.04
148	BRENT HARSON	Jr	DOANE NE	5	53.37
665	PHIL PITNEY		WESTMONT CA	6	54.13
600	DWAYNE ROBERTS	Jr	CENTRAL ARKANSAS	7	NO MARK

NAIA NATL OUTDOOR T&F MT

100 METER DASH MEN

ENTRANT # NAME

KEN HERRICK TR HILLS COL

Division:

GR AFFILIATION

MARK

MAY 23-25, 1985

EVENT # 24

=====

FINAL RESULTS

32	INNOCENT EGBUNIKE	Sr	AZUSA PACIFIC CA	1	10.33	†
560	AARON LANG	Jr	PITTSBURG STATE KS	2	10.54	†
428	KENNETH ROSS	Sp	SOUTHERN COLORADO	3	10.57	†
345	SCOTT FERGUSON	Fr	PRAIRIE VIEW A&M TX	4	10.66	†
35	DONNIE HARRIS	Jr	AZUSA PACIFIC CA	5	10.67	†
181	GREG WILLIAMS	Sp	HENDERSON STATE AR	6	10.70	
437	MORRIS EGON	Sp	WAYLAND BAPTIST TX	7	10.79	
310	KEVIN MCGEHEE	Jr	OKLAHOMA BAPTIST	8	10.81	

=====

NAIA NATL OUTDOOR T&F MT
800 METER RUN MEN

KEN HERRICK TR HILLS COL
Division:

MAY 23-25, 1985
EVENT # 6

Records - NAIA : 1:47.02 EVANS WHITE PRAIRIE VIEW TX 1979
TRACK : 1:52.14 KEN PLUDE SAGINAW VALLEY MI 1984

ENTRANT #	NAME	GR	AFFILIATION	PLACE	MARK
-----------	------	----	-------------	-------	------

SEMI RESULTS HEAT # 1

150	GREGG LARSON	Sp	DOANE NE	2	1:51.67	*
448	PETER SCOTT	Fr	WAYLAND BAPTIST TX	3	1:51.99	*
663	SCOTT CAMP		WESTMONT CA	3	1:53.55	
328	RUSS COLE	Sp	PACIFIC LUTHERAN WA	4	1:52.27	
114	SCOTT B HARTLEY	Sr	COLORADO SCHOOL OF MINES	6	1:54.07	
325	RAY JETER	Fr	OUACHITA BAPTIST AR	7	NO MARK	
306	JAMONTY WASHINGTON	Sr	NORTHWOOD INSTITUTE MI		DISQUALIFIED	

SEMI RESULTS HEAT # 2

343	ERNEST BELL	Sr	PRAIRIE VIEW A&M TX	1	1:51.45	*
223	KENRICK WILLIAMS	Jr	LUBBOCK CHRISTIAN TX	1	1:52.86	
84	MIKE ZARAGOZA	Jr	CALIFORNIA LUTHERAN	2	1:53.49	
318	BRENT FOWLER	Sp	OKLAHOMA CHRISTIAN	4	1:53.96	
105	JOE SCOTT	Sr	CENTRAL STATE OK	5	1:52.91	
116	DOUGLAS S TUDOR	Sr	COLORADO SCHOOL OF MINES	5	1:54.32	
227	ALEX TORREZ	Jr	LUBBOCK CHRISTIAN TX		DISQUALIFIED	

NAIA NATL OUTDOOR T&F MT
110 METER HURDLE MEN

KEN HERRICK TR HILLS COL
Division:

MAY 23-25, 1985
EVENT # 2

Records - NAIA : 13.74
TRACK : 14.44

RODNEY MILBURN-SOUTHERN BR 1972
DALE WASHINGTON NORTHWOOD MI 1985

ENTRANT #	NAME	GR	AFFILIATION	PLACE	MARK
-----------	------	----	-------------	-------	------

PRELIM RESULTS HEAT # 1

573	CHRIS BRANHAM	Jr	POINT LOMA NAZARENE CA	1	14.20
29	SCOTT TAYLOR	Sp	AUSTIN TX	2	14.58
177	TERRY CLARDY	Jr	HENDERSON STATE AR	2	14.83
511	RON MARX	Sr	SAGINAW VALLEY STATE MI	3	14.56
616	CHARLES CHANDLER	Jr	CENTRAL WASHINGTON	4	14.78

PRELIM RESULTS HEAT # 2

440	RAY MCNEAL	Sr	WAYLAND BAPTIST TX	1	14.31
305	DALE WASHINGTON	Sr	NORTHWOOD INSTITUTE MI	2	14.53
289	BILL GUTZ	Sr	NORTHWESTERN IA	3	14.77
95	TIM WALTERS	Sp	CEDARVILLE OH	3	14.89
324	CARY HALL	Sr	OUACHITA BAPTIST AR	4	14.58

PRELIM RESULTS HEAT # 3

574	ROBBIE BUTLER	Jr	POINT LOMA NAZARENE CA	1	14.34
30	BRIAN ARNOLD	Sp	AZUSA PACIFIC CA	1	14.42
558	TODD HARRIS	Jr	PITTSBURG STATE KS	2	14.66
19	RODNEY BROOKS	Sp	ARKANSAS TECH	3	14.71
425	GARY BIDWELL	Sr	SOUTHERN COLORADO	4	14.95
455	SCOTT LESTER	Sp	WEST VIRGINIA STATE	4	15.29

SEMI RESULTS HEAT # 1

573	CHRIS BRANHAM	Jr	POINT LOMA NAZARENE CA	1	14.06
30	BRIAN ARNOLD	Sp	AZUSA PACIFIC CA	2	14.17
305	DALE WASHINGTON	Sr	NORTHWOOD INSTITUTE MI	3	14.26
324	CARY HALL	Sr	OUACHITA BAPTIST AR	4	14.28
511	RON MARX	Sr	SAGINAW VALLEY STATE MI	5	14.41
95	TIM WALTERS	Sp	CEDARVILLE OH	6	14.85
177	TERRY CLARDY	Jr	HENDERSON STATE AR	7	14.93

SEMI RESULTS HEAT # 2

440	RAY MCNEAL	Sr	WAYLAND BAPTIST TX	1	14.31
574	ROBBIE BUTLER	Jr	POINT LOMA NAZARENE CA	2	14.43
425	GARY BIDWELL	Sr	SOUTHERN COLORADO	3	14.64
29	SCOTT TAYLOR	Sp	AUSTIN TX	4	14.80
289	BILL GUTZ	Sr	NORTHWESTERN IA	5	14.81
616	CHARLES CHANDLER	Jr	CENTRAL WASHINGTON	6	14.93
19	RODNEY BROOKS	Sp	ARKANSAS TECH	7	14.96
558	TODD HARRIS	Jr	PITTSBURG STATE KS	8	15.39

NAIA NATL OUTDOOR T&F MT
DECATHLON

KEN HERRICK TR HILLS COL
Division:

#1

MAY 23-25, 1985
EVENT # 23

ENTRANT # NAME

GR AFFILIATION

MARK

FINAL RESULTS

117	PATRICK GELLENS	Fr	CONCORDIA NE	1	7,577
37	DAVE JOHNSON	Sr	AZUSA PACIFIC CA	2	7,261
41	DOUG LOISEL	Sr	AZUSA PACIFIC CA	3	7,040
460	LARRY CONAWAY	Jr	WESTERN OREGON	4	6,794
618	ROYAL BRETRAGER	Jr	GRACELAND IA	5	6,771
6	JOHN LOLLAR	Sr	ADAMS STATE CO	6	6,712
49	SAM TILTON	Jr	AZUSA PACIFIC CA	7	6,568
581	JARI MOILANEN	Fr	POINT LOMA NAZARENE CA	8	6,560
200	GREG BRITTENHAM	Sr	KEARNEY STATE NE	9	6,526
380	ANDY OLSON	Sp	SOUTHWEST STATE MN	10	6,438
620	WES FISH	Sp	GRACELAND IA	11	6,378
78	LINDAHL LUCAS	Jr	CALIFORNIA LUTHERAN	12	6,245
56	LARRY FISCHER	Sr	BETHANY KS	13	6,028
527	SCOTT PIERCE	Sr	BERRY GA	14	5,891
584	O. O. ANYA	Sp	POINT LOMA NAZARENE CA		
656	JEFF NEUBAUER	Jr	WESTERN WASHINGTON		

NAIA NATL OUTDOOR T&F MT
RELAY 4 X 400 MEN

KEN HERRICK TR HILLS COL
Division:

MAY 23-25, 1985
EVENT # 12

Records - NAIA : 3:05.40 MISSISSIPPI VALLEY STATE 1981
TRACK : 3:33.33 SAGINAW VALLEY STATE MI 1984

ENTRANT #	NAME	GR	AFFILIATION	PLACE	MARK
-----------	------	----	-------------	-------	------

PRELIM RESULTS HEAT # 1

686	/WAYLAND BAPTIST		WAYLAND BAPTIST TX	1	3:06.81	†
-----	------------------	--	--------------------	---	---------	---

690	/AZUSA PACIFIC		AZUSA PACIFIC CA	2	3:13.57	†
-----	----------------	--	------------------	---	---------	---

701	/MCMURRY COLLEGE		MCMURRY TX	3	3:14.08	†
-----	------------------	--	------------	---	---------	---

682	/OKLAHOMA BAPTIST		OKLAHOMA BAPTIST	4	3:15.28	†
-----	-------------------	--	------------------	---	---------	---

718	CENTRAL ARKANSAS		CENTRAL ARKANSAS	5	3:16.62	†
-----	------------------	--	------------------	---	---------	---

705	/SOUTHWESTERN KA		SOUTHWESTERN KS	6	3:18.59	†
-----	------------------	--	-----------------	---	---------	---

PRELIM RESULTS HEAT # 2

680	/NORTHWOOD MI		NORTHWOOD INSTITUTE MI	1	3:13.14	†
-----	---------------	--	------------------------	---	---------	---

700	/MALONE COLLEGE		MALONE OH	2	3:13.99	†
-----	-----------------	--	-----------	---	---------	---

715	/CENTRAL STATE OK		CENTRAL STATE OK	3	3:14.10	†
-----	-------------------	--	------------------	---	---------	---

687	/WEST VIRGINIA STATE		WEST VIRGINIA STATE	4	3:15.97	†
-----	----------------------	--	---------------------	---	---------	---

694	/CONCORDIA		CONCORDIA NE	5	3:16.29	†
-----	------------	--	--------------	---	---------	---

691	/BETHANY		BETHANY KS	6	3:17.62	†
-----	----------	--	------------	---	---------	---

706	/SIMON FRASIER		SIMON FRASER CAN	7	3:18.06	†
-----	----------------	--	------------------	---	---------	---

702	/HILLSDALE		HILLSDALE MI	8	NO MARK	
-----	------------	--	--------------	---	---------	--

NAIA NATL OUTDOOR T&F MT
RELAY 4 X 400 MEN

KEN HERRICK TR HILLS COL
Division:

MAY 23-25, 1985
EVENT # 12

Records - NAIA	: 3:05.40	MISSISSIPPI VALLEY STATE	1981
TRACK	: 3:33.33	SAGINAW VALLEY STATE MI	1984

ENTRANT #	NAME	GR	AFFILIATION	PLACE	MARK
-----------	------	----	-------------	-------	------

PRELIM RESULTS HEAT # 3

684	/SOUTHERN ARKANSAS		SOUTHERN ARKANSAS	1	3:10.24	†
-----	--------------------	--	-------------------	---	---------	---

683	/PRAIRIE VIEW A&M		PRAIRIE VIEW A&M TX	2	3:11.17	†
-----	-------------------	--	---------------------	---	---------	---

699	/LUBBOCK CHRISTIAN		LUBBOCK CHRISTIAN TX	3	3:16.07	†
-----	--------------------	--	----------------------	---	---------	---

693	/CALIFORNIA LUTHERAN		CALIFORNIA LUTHERAN	4	3:19.11	†
-----	----------------------	--	---------------------	---	---------	---

689	/WESTERN OREGON		WESTERN OREGON	5	3:22.15	†
-----	-----------------	--	----------------	---	---------	---

716	/ARK-MONTICELLO		ARK- MONTICELLO		DISQUALIFIED	
-----	-----------------	--	-----------------	--	--------------	--

NAIA NATL OUTDOOR T&F MT
5,000 METER RUN MEN

KEN HERRICK TR HILLS COL
Division:

MAY 23-25, 1985
EVENT # 8

Records - NAIA : 14:04.44 JOHN MUTHANA BETHEL KS 1976
TRACK : 14:35.50 TROY OUELLETTE SAG. VALLEY MI 1984

ENTRANT #	NAME	GR	AFFILIATION	PLACE	MARK
-----------	------	----	-------------	-------	------

SEMI RESULTS HEAT # 1

471	EDUARDO NAVAS	Sr	WESTERN STATE CO	1	14:25.59	1
499	MIKE NUGENT	Sr	HILLSDALE MI	2	14:40.09	
4	ROBERT FERGUSON	Jr	ADAMS STATE CO	3	14:40.35	
424	DANIEL STUBLASKI	Sr	WISC-PARKSIDE	4	14:45.28	
2	DAVE CUADRADO	Sr	ADAMS STATE CO	5	14:45.89	
194	MATT PEARSON	Jr	JOHN BROWN AR	6	14:46.59	
544	RICH TIGHE	Jr	LORAS IA	7	NO MARK	
648	JEFFREY MANLEY	Jr	VALLEY CITY STATE ND	8	15:00.00	

SEMI RESULTS HEAT # 2

421	TIMOTHY RENZELMANN	Jr	WISC-PARKSIDE	1	14:44.16	
5	ROBBIE HIPWOOD	Jr	ADAMS STATE CO	2	14:44.82	
514	TROY OUELLETTE	Sr	SAGINAW VALLEY STATE MI	3	14:45.05	
361	DARREN MILLER	Sp	RIO GRANDE OH	4	14:45.44	
572	TOMAS ANDERSSON	Sr	POINT LOMA NAZARENE CA	5	14:46.65	
473	JEFF SANCHEZ	Sr	WESTERN STATE CO	6	14:48.48	
235	JOEL MARCHAND	Sr	MALONE OH	7	14:50.64	
518	TIM PILLING	Jr	SOUTHERN UTAH STATE	8	NO MARK	

NAIA NATL OUTDOOR T&F MT
10000 METER WALK MEN
ENTRANT # NAME

KEN HERRICK TR HILLS COL
Division:

MAY 23-25, 1985
EVENT # 10

GR AFFILIATION

MARK

FINAL RESULTS

417	ANDREW KAESTNER	Jr	WISC-PARKSIDE	1	45:29.64	1
653	ALLEN JAMES	Jr	WESTERN WASHINGTON	2	47:50.68	1
422	MICHAEL ROHL	Sp	WISC-PARKSIDE	3	49:41.86	
524	STEPHEN TAYLOR	Sr	BEREA KY	4	50:35.10	
604	JOHN HOKANSON	Jr	WISC-EAU CLAIRE	5	52:18.80	
520	ANDY MOUSSEAU	Sr	AQUINAS-MI	6	54:08.01	
651	TONY ENGELHARDT	Fr	WESTERN WASHINGTON		DID NOT FINISH	

NAIA NATL OUTDOOR T&F MT

10,000 METER RUN MEN

KEN HERRICK TR HILLS COL

Division:

MAY 23-25, 1985

EVENT # 9

ENTRANT # NAME

GR AFFILIATION

PLACE MARK

FINAL RESULTS

572	TOMAS ANDERSSON	Sr	POINT LOMA NAZARENE CA	1	30:00.26
421	TIMOTHY RENZELMANN	Jr	MISC-PARKSIDE	2	30:01.10
2	DAVE CUADRADO	Sr	ADAMS STATE CO	3	30:09.32
473	JEFF SANCHEZ	Sr	WESTERN STATE CO	4	30:12.13
216	MICHAEL FRIESS	Sr	LINFIELD OR	5	30:30.28
8	RICK ROYBOL	Jr	ADAMS STATE CO	6	30:39.00
247	RICK WILSON	Sp	MALONE OH	7	30:43.19
510	ROBERT LEMUEL	Sp	SAGINAW VALLEY STATE MI	8	30:59.31

NAIA NATL OUTDOOR T&F MT
HAMMER

KEN HERRICK TR HILLS COL
Division:

MAY 23-25, 1985
EVENT # 21

Records - NAIA : 225-10.0
TRACK : NO MARK

DOUG BARNETT AZUSA PACIFIC 1983

ENTRANT #	NAME	GR	AFFILIATION	PLACE	MARK
-----------	------	----	-------------	-------	------

FINAL RESULTS

44	PHIL MANN	Sr	AZUSA PACIFIC CA	1	222-01.5
677	HAROLD WILLERS	Sr	SIMON FRASER CAN	2	213-01.0
45	MIKE MAYNARD	Jr	AZUSA PACIFIC CA	3	204-09.0
40	ERIC LEMASTERS	Jr	AZUSA PACIFIC CA	4	184-11.25
515	JOHN ROBINSON	Sp	SAGINAW VALLEY STATE MI	5	169-10.0
63	KIPP VAN CAMP	Sr	BETHANY KS	6	168-01.5

NAIA NATL OUTDOOR T&F MT
LONG JUMP MEN

KEN HERRICK TR HILLS COL
Division:

MAY 23-25, 1985
EVENT # 17

Records - NAIA : 26-06.5 JOSHUA OMUSU ANGLO STATE TX 1974
TRACK : 24-02.0 DERRICK DAVIS WESTERN MICH 1985

ENTRANT #	NAME	GR	AFFILIATION	PLACE	MARK
-----------	------	----	-------------	-------	------

FINAL RESULTS

441	RUSSELL MITCHELL	Sr	WAYLAND BAPTIST TX	1	24-06.0	†
573	CHRIS BRANHAM	Jr	POINT LOMA NAZARENE CA	2	24-03.5	†
393	CLAUDE PERKINS	Sr	TARKIO MO	3	24-02.5	†
256	CARL HAYES	Sr	MCMURRY TX	4	24-01.75	
519	AARON SAMPSON	Sr	SOUTHERN UTAH STATE	5	24-01.0	
300	IVAN LOWE	Sr	NORTHWOOD INSTITUTE MI	6	24-00.0	

NAIA NATL OUTDOOR T&F MT
JAVELIN MEN

KEN HERRICK TR HILLS COL
Division:

MAY 23-25, 1985
EVENT # 22

Records - NAIA : 259-11.0 MIKE BARNETT AZUSA PACIFIC 1983
TRACK : 246-01.0 CHARLIE GREEN U. CHIG TR CLB 1984

ENTRANT #	NAME	GR	AFFILIATION	PLACE	MARK
-----------	------	----	-------------	-------	------

FINAL RESULTS

568	DAN THOMASSON	Sr	PITTSBURG STATE KS	1	276-03.25	11
439	ZAKAYO MWINYIKELY	Jr	WAYLAND BAPTIST TX	2	257-02.0	8
566	RICK SIMONCIC	Jr	PITTSBURG STATE KS	3	248-03.0	8
275	PAUL LYKKEN	Sr	MOORHEAD STATE MN	4	234-01.75	
28	CHRIS GRANTHAM	Jr	AUSTIN TX	5	232-01.25	
465	MIKE KEIZUR	Jr	WESTERN OREGON	6	222-11.0	

NAIA NATL OUTDOOR T&F MT
KEN HERRICK TR HILLS COL
MAY 23-25, 1985

CODE #	NAME	MEN	FINAL
78	AZUSA PACIFIC CA	94	
79	WYLAND BAPTIST TX	76	
114	POINT LOMA NAZARENE CA	42	
93	WISC-PARKSIDE	37	
113	PITTSBURG STATE KS	36	
5	ADAMS STATE CO	33.33	
17	PRAIRIE VIEW A&M TX	29	
6	WESTERN STATE CO	26.5	
36	NORTHWOOD INSTITUTE MI	23	
84	SOUTHERN ARKANSAS	20	
61	CONCORDIA NE	20	
103	FORT HAYS STATE KS	16	
8	MOORHEAD STATE MN	14	
90	CALIFORNIA LUTHERAN	14	
56	DOANE NE	14	
63	SOUTHERN COLORADO	14	
22	MANCHESTER IN	10	
26	PUGET SOUND WA	10	
115	SAGINAW VALLEY STATE MI	10	
129	WESTERN WASHINGTON	9	
21	WEST VIRGINIA STATE	8.66	
132	SIMON FRASER CAN	8	
18	DICKINSON STATE ND	8	
76	LUBBOCK CHRISTIAN TX	8	
105	HILLSDALE MI	8	
118	TAYLOR IN	8	
86	MCMURRY TX	7	
69	PACIFIC LUTHERAN WA	6	
2	TARKIO MO	6	
11	KEARNEY STATE NE	6	
108	MISSOURI BAPTIST	6	
58	ARKANSAS TECH	6	
31	EAST CENTRAL OK	6	
68	WESTERN OREGON	5	
117	SOUTHWESTERN KS	5	
66	HARDING AR	4	
74	AUSTIN TX	4	
95	CEDARVILLE OH	4	
95	BEREA KY	4	
50	JAMESTOWN ND	4	
52	OKLAHOMA BAPTIST	4	
53	BELMONT TN	4	
112	PARK MO	4	
125	LEWIS AND CLARK OR	4	
62	QUACHITA BAPTIST AR	4	
16	ARK- MONTICELLO	3	
77	OKLAHOMA CHRISTIAN	2.5	
19	HALONE OH	2	
9	LINFIELD OR	2	
124	GRACELAND IA	2	
91	WISC-EAU CLAIRE	2	
96	BERRY GA	2	
49	HENDERSON STATE AR	2	

NAIA NATL OUTDOOR T&F MT
KEN HERRICK TR HILLS COL
MAY 23-25, 1985

CODE #	NAME	MEN
116	SOUTHERN UTAH STATE	2
35	SIENA HEIGHTS MI	1
92	BETHANY KS	1
94	SPRING ARBOR MI	1
28	AQUINAS-MI	1

NAIA NATL OUTDOOR T&F MT
200 METER DASH MEN

KEN HERRICK TR HILLS COL
Division: MEN

MAY 23-25, 1985
EVENT # 3

Records - NAIA : 20.24
TRACK : 21.53

LARRY BLACK-NO. CAROLINA CEN 1972
ELLIOTT TABRON MICHIGAN STATE 1984

ENTRANT #	NAME	GR	AFFILIATION	PLACE	MARK
-----------	------	----	-------------	-------	------

SEMI RESULTS HEAT # 1

443	DEVON MORRIS	Fr	WAYLAND BAPTIST TX	1	21.46	†
444	ALRICK MUNROE	Fr	WAYLAND BAPTIST TX	2	21.49	†
310	KEVIN MCGEEHEE	Jr	OKLAHOMA BAPTIST	3	21.69	
441	RUSSELL MITCHELL	Sr	WAYLAND BAPTIST TX	4	21.83	
453	DEWITT HALE	Jr	WEST VIRGINIA STATE	5	21.83	
206	NEIL TAYLOR	Sp	KEARNEY STATE NE	6	21.86	
345	SCOTT FERGUSON	Fr	PRAIRIE VIEW A&M TX	7	21.94	
639	TIMMY TAYLOR	Sp	SOUTHWESTERN KS	8	22.34	

SEMI RESULTS HEAT # 2

32	INNOCENT EGBUNIKE	Sr	AZUSA PACIFIC CA	1	21.44	†
560	AARON LANG	Jr	PITTSBURG STATE KS	2	21.56	
428	KENNETH ROSS	Sp	SOUTHERN COLORADO	3	21.70	
181	GREG WILLIAMS	Sp	HENDERSON STATE AR	4	21.89	
97	STEVE BROWN	Fr	CENTRAL STATE OK	5	22.07	
255	ALBERT HATCHER	Fr	MCMURRY TX	6	22.10	
393	CLAUDE PERKINS	Sr	TARKIO MO	7	22.23	
292	MIKE OSBORN	Sr	NORTHWESTERN STATE OK	8	22.65	

NAIA NATL OUTDOOR T&F MT
400 METER DASH MEN

KEN HERRICK TR HILLS COL
Division: MEN

MAY 23-25, 1985
EVENT # 4

ENTRANT #	NAME	GR	AFFILIATION	MARK
-----------	------	----	-------------	------

FINAL RESULTS

443	DEVON MORRIS	Fr	WAYLAND BAPTIST TX	1	45.25	††
449	MOSES UGBISIE	Sp	WAYLAND BAPTIST TX	2	45.74	†
371	SAMMY EPPS	Sr	SOUTHERN ARKANSAS	3	45.98	†
441	RUSSELL MITCHELL	Sr	WAYLAND BAPTIST TX	4	46.52	†
255	ALBERT HATCHER	Fr	MCMURRY TX	5	47.10	
445	PATRICK NWANGUZO	Sp	WAYLAND BAPTIST TX	6	47.26	
301	KIM MCCOY	Sr	NORTHWOOD INSTITUTE MI	7	47.69	
348	ANTHONY GRANVILLE	Sr	PRAIRIE VIEW A&M TX	8	NO MARK	

NAIA NATL OUTDOOR T&F MT
10,000 METER RUN MEN
ENTRANT # NAME

KEN HERRICK TR HILLS COL
Division:

MAY 23-25, 1985
EVENT # 9

GR AFFILIATION PLACE MARK

FINAL RESULTS

572	TOMAS ANDERSSON	Sr	POINT LOMA NAZARENE CA	1	30:00.26
421	TIMOTHY RENZIEMANN	Jr	WISC-PARKSIDE	2	30:01.10
2	DAVE CUADRADO	Sr	ADAMS STATE CO	3	30:09.32
473	JEFF SANCHEZ	Sr	WESTERN STATE CO	4	30:12.13
216	MICHAEL FRIESS	Sr	LINFIELD OR	5	30:30.28
8	RICK ROYBOL	Jr	ADAMS STATE CO	6	30:39.00
247	RICK WILSON	Sp	MALONE OH	7	30:43.19
510	ROBERT LEMUEL	Sp	SAGINAW VALLEY STATE MI	8	30:59.31

NAIA NATL OUTDOOR T&F MT
LONG JUMP MEN

KEN HERRICK TR HILLS COL
Division:

MAY 23-25, 1985
EVENT # 17

Records - NAIA : 26-06.5
TRACK : 24-02.0

JOSHUA OWUSU ANGELO STATE TX
DERRICK DAVIS

1974
WESTERN MICH 1985

ENTRANT # NAME GR AFFILIATION PLACE MARK

FINAL RESULTS

441	RUSSELL MITCHELL	Sr	WAYLAND BAPTIST TX	1	24-06.0	†
573	CHRIS BRANHAM	Jr	POINT LOMA NAZARENE CA	2	24-03.5	†
393	CLAUDE PERKINS	Sr	TARKIO MO	3	24-02.5	†
256	CARL HAYES	Sr	MCMURRY TX	4	24-01.75	
519	AARON SAMPSON	Sr	SOUTHERN UTAH STATE	5	24-01.0	
300	IVAN LOWE	Sr	NORTHWOOD INSTITUTE MI	6	24-00.0	

NAIA NATL OUTDOOR T&F MT
10000 METER WALK MEN
ENTRANT # NAME

KEN HERRICK TR HILLS COL
Division:

MAY 23-25, 1985
EVENT # 10

GR AFFILIATION MARK

FINAL RESULTS

417	ANDREW KAESTNER	Jr	WISC-PARKSIDE	1	45:29.64	†
653	ALLEN JAMES	Jr	WESTERN WASHINGTON	2	47:50.68	†
422	MICHAEL ROHL	Sp	WISC-PARKSIDE	3	49:41.86	
524	STEPHEN TAYLOR	Sr	BEREA KY	4	50:35.10	
604	JOHN HOKANSON	Jr	WISC-EAU CLAIRE	5	52:18.80	
520	ANDY MOUSSEAU	Sr	AQUINAS-MI	6	54:08.01	
651	TONY ENGELHARDT	Fr	WESTERN WASHINGTON		DID NOT FINISH	


PE/ATHLETIC OFFICE
RECEIVED

MAY 20 1985

GEORGE FOX COLLEGE

NOTICE TO COACHES:

1. Please call in your scratches and updated performances to Hillsdale between 8:30 A.M and 3:00 P.M. (EDT). Call 517-439-1524 ext. 478. Please note - this does not take the place of confirmation which will be Wednesday, May 22nd between 2:00 and 4:00 P.M. (CDT).
2. Confirmation Meeting - All entries must be confirmed between 2:00 and 4:00 P.M. on Wednesday, May 22nd at the Hillsdale College Stock Field House, North Gym, or entries will be scratched. If you cannot be at the confirmation meeting in person, you may have another coach confirm for you. That coach must have a letter of authorization. You may call in, but you do so at your own risk! The phone number to call for confirmation between 2:00 P.M. and 4:00 P.M. (CST), Wednesday, May 22, only is: 517-437-7364.
3. Housing is filling up at Hillsdale. If you did not send in your housing form by May 13th, you may be out of luck. Rooms are still available at: Best Western Coach, Coldwater, Michigan (517-278-4501); Quality Inn, Coldwater, Michigan (517-278-2017); and Holiday Inn - Exit 2 (419-485-5555). Check with Hillsdale College (517-437-7341) just in case.
4. Late Entries - new this year - If you have an athlete who met the qualifying standard after the entry deadline of May 13th you may enter the athlete (s) as follows:
 1. The entry must be phoned in no later than noon Monday, May 20th, to Hillsdale - 517-439-1524 or 517-437-7341 (ask for Bill Lunburg or Diane Van Arsdalen).
 2. The entry must be sent overnight delivery not later than Monday, May 20th to: John Cervini, Hillsdale College, Hillsdale, Michigan 49242.
 3. A non-refundable \$10 late processing fee check must be included with the late entry. Make this check payable to "Hillsdale College/NAIA Track".
 4. Multi-events (decathlon/heptathlon) **do not** apply to the late entry exception.
5. Decathlon/Heptathlon entries - You must call in and confirm these entries to the NAIA National Office Thursday, May 16th but no later than Noon (CST) Friday, May 17th. Call 816-842-5050. Ask for Wally Schwartz. Be prepared to give: Name of athlete; school; total points; the mark and points for each individual event; and whether the running marks were hand timed or Accutrack.



STATISTICS

1221 Baltimore Ave., Kansas City, MO 64105 (816) 842-5050



NAIA TRACK
REPORT NO. 4

MAY 14, 1985

NAIA TRACK & FIELD REPORT

() = NAIA QUALIFYING MARK/w-Wind Aided/y=yards

All Marks are Automatic Times

All Running Events are in Meters unless otherwise noted

MEN'S DIVISION

100 METER DASH (:10.74) NAIA Record :10.15

Clyde Bishop, Texas Southern	:10.32
Reggie Bright, Texas Southern	:10.38
Renaldo Dawson, Texas Southern	:10.40
Ken Ross, Southern Colorado	:10.42
Fred Grace, Adams State CO	:10.44
Roscoe Cannon, Voorhees SC	:10.44
Claude Perkins, Tarkio MO	:10.44
Anthony Hardy, California Lutheran	:10.49
Scott Ferguson, Prairie View A&M TX	:10.50
Alrick Munroe, Wayland Baptist TX	:10.51
Terry Graham, Prairie View A&M TX	:10.52
Don Harris, Azusa Pacific CA	:10.54
Tim Frank, South Dakota Tech	:10.54
David Palmer, Concordia NE	:10.56
Kevin McGehee, Oklahoma Baptist	:10.57

200 METER DASH (:21.64) NAIA Record :20.24

Ken Ross, Southern Colorado	:20.90
Clyde Bishop, Texas Southern	:20.99
Innocent Egbunike, Azusa Pacific CA	:21.04
Terry Graham, Prairie View A&M TX	:21.13
Aaron Lang, Pittsburg State KS	:21.14
Devon Morris, Wayland Baptist TX	:21.18
Scott Ferguson, Prairie View A&M TX	:21.19
Reggie Bright, Texas Southern	:21.24
Steve Brow, Central State OK	:21.27
Kevin McGehee, Oklahoma Baptist	:21.27
Sammy Epps, Southern Arkansas	:21.27
Alrick Munroe, Wayland Baptist TX	:21.49
Roscoe Cannon, Voorhees SC	:21.53
Ernest Williams, Tarleton State TX	:21.54
Moses Ugbisie, Wayland Baptist TX	:21.54

400 METER DASH (:47.94) NAIA Record :45.38

Devon Morris, Wayland Baptist TX	:45.59
Moses Ugbisie, Wayland Baptist TX	:46.23
Patrick Nwanguzo, Wayland Baptist TX	:46.64
Innocent Egbunike, Azusa Pacific CA	:46.64
Sammy Epps, Southern Arkansas	:46.64
Russell Mitchell, Wayland Baptist TX	:46.67
Marshall Wyatt, Texas Southern	:46.74
Dennis Moore, Wayland Baptist TX	:46.83
Byron Bailey, Central Arkansas	:47.20
Dewitt Hale, West Virginia State	:47.21

400 METER DASH CONTINUED

Leslie Callins, Texas Southern	:47.38
Tony King, Malone OH	:47.44
Albert Hatcher, McMurry TX	:47.55
Terry Ware, Southern Arkansas	:47.65

800 METERS (1:51.44) NAIA Record 1:47.02

Ernest Bell, Prairie View A&M TX	1:49.60
Edward Thorton, Texas Southern	1:49.64
Brian Stratton, Texas Southern	1:49.80
Scott Camp, Westmont CA	1:50.89
Kenrick Williams, Lubbock Christian TX	1:51.68
Brent Fowler, Oklahoma Christian	1:52.02
Mike Zaragoza, California Lutheran	1:52.25
Franklyn Salkey, Wayland Baptist TX	1:52.28
Innocent Egbunike, Azusa Pacific CA	1:52.40
Joe Scott, Central State OK	1:52.45
Scott Hartley, CO School of Mines	1:52.54
Peter Scott, Wayland Baptist TX	1:52.85
Peter Scott, Wayland Baptist TX	1:52.85

1500 METER (3:51.14) NAIA Record 3:44.88

Damon Martin, Arkansas-Monticello	3:45.22
Jim Miller, Berry GA	3:46.94
David Matherne, Berry GA	3:48.44
John Ruiz, Lubbock Christian TX	3:48.84
Brandt Lind, Western Oregon State	3:50.14
Rob Moore, Cedarville OH	3:50.36
Jesse Gore, Linfield OR	3:51.14
David Mathew, Berry GA	3:51.24
Joe Scott, Central State OK	3:51.45
Mike Friess, Linfield OR	3:51.64
Joe Alward, Linfield OR	3:52.14

5000 METERS (14:39.14) NAIA Record 14:04.44

Robbie Hipwood, Adams State CO	14:17.14
Jeff Wertman, Walsh OH	14:27.78
Robert Ferguson, Adams State CO	14:28.14
Mike Nugent, Hillsdale MI	14:30.69
Tim Renzelmann, WI-Parkside	14:31.14
Mike Friess, Linfield OR	14:32.74
Art Castle, California Lutheran	14:33.82
Tomas Andersson, Point Loma CA	14:36.00
Damon Martin, Arkansas-Monticello	14:36.85
Jeff Pope, Arkansas-Monticello	14:37.27
Jesse Gore, Linfield OR	14:37.64
Joe Alward, Linfield OR	14:39.99

DECATHLON (Top 16) NAIA Record 7623

Dave Johnson, Azusa Pacific CA	7948
Chris Branham, Point Loma CA	7708
Patrick Gellens, Concordia NE	7699
Doug Loisell, Azusa Pacific CA	7056
John Lollar, Adams State CO	6881
Larry Conaway, Western Oregon State	6642
Larry Fischer, Bethany KS	6584
Wes Fish, Graceland IA	6449
Jeff Newbauer, Western Washington	6399
Roy Brettrager, Graceland IA	6363
Chris Burch, Central Washington	6339
Sam Tilton, Azusa Pacific CA	6289
Rick Steblein, Berea KY	6212
Eric Johnson, Azusa Pacific CA	6193
Kevin Korthius, Azusa Pacific CA	6188
Lindahl Lucas, California Lutheran	6167
Scott Pierce, Berry GA	6105
Andy Olson, Southwest State MN	6086
Keith Wigley, George Fox OR	6065

LONG JUMP (23-08) NAIA Record 26-06.5

Paul Emordi, Texas Southern	26-05.5
James Land, West Virginia State	25-08.25
Chris Branham, Point Loma CA	25-07.0
Sammy Epps, Southern Arkansas	25-05.5
Russell Mitchell, Wayland Baptist TX	25-03.75
Claude Perkins, Tarkio MO	25-01.0
Robert Cole, Langston OK	25-00.0
Carl Hayes, McMurry TX	24-11.75
Alrick Munroe, Wayland Baptist TX	24-11.0
Aaron Sampson, Southern Utah State	24-05.0

TRIPLE JUMP (48-11) NAIA Record 53-06.5

Paul Emordi, Texas Southern	56-03.0
Edward Williams, Prairie View A&M TX	51-11.0
Curt Christiansen, Adams State CO	50-00.5
Ted Booker, Oklahoma Christian	49-10.5
Dennis McWhinney, Prairie View A&M TX	49-02.0
Michael George, Southern Arkansas	49-00.0
Rod Dyck, Bethany KS	48-11.5
Bevan Smith, Anderson IN	48-11.5
Jon Davenport, Anderson IN	48-06.0
Emmanual Owiviri, Wayland Baptist TX	48-03.5
Ricky Tellis, Southwestern KS	48-01.5
Bill King, Midland Lutheran NE	48-01.5
Donald Price, California Lutheran	48-01.25

HIGH JUMP (6-10.25) NAIA Record 7-02.75

Chris Branham, Point Loma CA	7-02.25
Carl Carcia, Prairie View A&M TX	7-02.0
Wayne Wallace, Adams State CO	7-02.0
Dave Glassburn, Manchester IN	7-02.0
Steve Derr, Doane NE	7-00.25
Adam Knoepfle, Jamestown ND	7-00.0
James Land, West Virginia State	7-00.0
Mike Wilson, Aquinas MI	6-11.0
George Buck, Colorado School of Mines	6-10.50
Greg Pullie, Malone OH	6-10.50

POLE VAULT (15-06.25) NAIA Record 18-03

Ron Milford, Point Loma CA	16-06
Chris Branham, Point Loma CA	16-06
Patrick Gellens, Concordia NE	16-06
Mike Stevens, Oklahoma Christian	16-04
Monte Hamilton, Arkansas Tech	16-01
Mark Turner, Central Arkansas	16-00
Tim Lomheim, Azusa Pacific CA	16-00
Mark Stevens, Oklahoma Christian	16-00
Jim Vise, Bethany KS	15-08.75
Ed Vander Kaaij, Harding AR	15-07

SHOT (54-09.25) NAIA Record 63-01

Mark Cornfield, Taylor IN	55-10.50
Chris Rusher, Northwood Institute MI	55-08.50
Peter Michaels, California Lutheran	54-03
Randy Settel, Southern Oregon	54-02
Lawrence Jackson, Presbyterian SC	53-08.50
Bryan Thompson, Southwestern KS	53-08
Jim Parker, Southern Oregon	53-05
Craig Peterson, Moorhead State MN	53-01
Deral Henderson, Tarleton State TX	52-09.25
Randy Campbell, Arkansas Tech	52-07.50
Gilbert Hornbeak, Central State OK	52-07

DISCUS (160-0) NAIA Record 198-05

Christian Okoye, Azusa Pacific CA	212-10
Tony Agho, Texas Southern	180-10
Deron Lord, Lewis & Clark OR	166-00
Craig Hayes, East Central OK	165-11
Gilbert Hornbeak, Central State OK	161-00
Bruce Stanceau, Pittsburg State KS	160-11
Bradd Morse, Northwood MI	160-07
Clinton Bell, Ouachita Baptist AR	159-00
Phil Hulbert, Cedarville OH	158-08
Arden Postma, Dordt IA	157-08

JAVELIN (215-0) NAIA Record 259-11

Zakayo Malekwa, Wayland Baptist TX	268-06
Paul Lykken, Moorhead State MN	264-07
Dan Thomasson, Pittsburg State KS	246-05.5
Thomas Lindell, Point Loma CA	245-11
Chris Grantham, Austin TX	243-07
Dave Johnson, Azusa Pacific CA	243-00
Nate Oliverson, Azusa Pacific CA	241-08
Eric Nelson, Western Oregon State	224-01
Rick Simoncic, Pittsburg State KS	222-05.5
Bill Jansen, Jamestown ND	219-07

HAMMER (170-0) NAIA Record 225-10

Harold Willers, Simon Fraser CAN	223-10
Phil Mann, Azusa Pacific CA	219-10
Christian Okoye, Azusa Pacific CA	212-05
Erick Lemaster, Azusa Pacific CA	194-02
Terry Maynard, Azusa Pacific CA	185-09.5
Deron Lord, Lewis & Clark OR	176-11
Gilbert Hornbeak, Central State OK	176-11
Kipp Van Camp, Bethany KS	175-03
Thomas Lindell, Point Loma CA	171-07
Bradd Morse, Northwood MI	170-03

100 METER HURDLES (:15.04) NAIA :13.73

Angela Taylor, Tarleton State TX	:12.32
Martha Hans, Siena Heights MI	:12.66
Arnita Epps, Texas Southern	:13.06
Maria Usifo, Texas Southern	:13.16
Lavonda Luckett, Prairie View A&M TX	:13.88
Kimolyn Vanzant, Prairie View A&M TX	:14.18
Carrie Tucker, Central State OK	:14.22
Kim Colon, Fort Hays State KS	:14.26
Melody Robinson, Midland Lutheran NE	:14.34
Karmen King, Northern State SD	:14.42
Denise Williams, Wayland Baptist TX	:14.54

400 METER HURDLES (:65.24) NAIA :58.99

Maria Usifo, Texas Southern	:55.49
Arnita Epps, Texas Southern	:55.87
Lavonda Luckett, Prairie View A&M TX	:57.86
Donita Perry, Wayland Baptist TX	:61.30
Petra Johnson, Linfield OR	:62.34
Jill Buryher, Puget Sound WA	:62.54
Toni Neely, Texas Southern	:62.73
Martha Hans, Siena Heights MI	:63.45
Belinda Shaffer, Hillsdale MI	:63.69
Jenifer Turner, Kennesaw GA	:63.94

MARATHON (3:30.00) NAIA Record 2:57.20.5

Jolene Fisher, Southern Utah State	2:48.59.0
Becky Motely, North Florida	3:06.07.0
Penny Rosdil, Manchester IN	3:06.48.0
Lori Fischer, Belmont TN	3:07.23.0
Trina Chapman, Manchester IN	3:10.48.0
Kelly Cahill, Jamestown ND	3:13.37.0
Kathleen Welland, Lewis & Clark OR	3:14.35.0
Nancy Staudt, Georgia Court NJ	3:16.42.0
Sherry Clark, Pacific Lutheran WA	3:16.54.0
Kathy Boone, Southwestern KS	3:17.02.0
Lois Hudson, Arkansas College	3:17.57.0

400 METER RELAY (:48.84) NAIA Record:45.06

Texas Southern	:44.28
Prairie View A & M TX	:45.46
Wayland Baptist TX	:46.86
Midland Lutheran NE	:48.64
Arkansas-Pine Bluff	:48.71
Central State OH	:48.86
Southwestern KS	:49.04
Malone OH	:49.14
Tarleton State TX	:49.34
Walsh OH	:49.60
Hillsdale MI	:49.94
Cedarville OH	:49.94

1600 METER RELAY (3:55.04) NAIA 3:37.82

Texas Southern	3:32.15
Prairie View A & M TX	3:36.81
Wayland Baptist TX	3:52.93
Hillsdale MI	3:56.11
Arkansas-Pine Bluff	3:56.24
Azusa Pacific CA	3:56.77
Walsh OH	3:58.37y
Western Washington	4:01.34
Cedarville OH	4:01.44
Central State OH	4:01.52
Kearney State NE	4:01.81
Linfield OR	4:01.84
Midland Lutheran NE	4:02.94
Jamestown ND	4:03.64

SPRINT MEDLEY RELAY (1:48.04) NAIA 1:39.32

Prairie View A & M TX	1:38.74
Texas Southern	1:39.24
Midland Lutheran NE	1:45.76
Wayland Baptist TX	1:47.90
Walsh OH	1:49.84
Central State OH	1:50.17
Doane NR	1:50.33
Minot State ND	1:50.54
Kearney State NE	1:51.17
Malone OH	1:51.34
Fort Hays State KS	1:51.51

HEPTATHLON (Top 16) NAIA Record 4981

Jennifer Schwartz, Azusa Pacific CA	5009
Carrie Tucker, Central State OK	4770
Kimolyn Vanzant, Prairie View A&M TX	4764
Petra Johnson, Linfield OR	4587
Brenda Jones, Arkansas College	4577
Leslie Ryman, Walsh OH	4460
Leanne Plum, Campbell NC	4423
Karen Martin, Midland Lutheran NE	4412
Karen Rodd, Azusa Pacific CA	4359
Robin Wiggin, Manchester IN	4353
Blaire Bates, Azusa Pacific CA	4352
Jill Buryher, Puget Sound WA	4308
Sheron Jensen, Western Oregon	4287
Bonnie Stehlik, Concordia NE	4251
Delethea Quarles, Campbell NC	4243
Sharon Jensen, Western Oregon State	4207
Lisa Jacobs, Lewis & Clark OR	4176
Jill Mosley, Doane NE	4168
Val Rasnic, Midland Lutheran NE	4122

LONG JUMP (18-01) NAIA Record 20-03.25

Kathrene Wallace, Texas Southern	20-04.50
Michelle Neal, Prairie View A&M TX	20-03.50
Deirdre Jackson, Prairie View A&M TX	20-02.0
Anna Martinez, Pan American TX	19-06.50
Denise Williams, Wayland Baptist TX	19-05.25
Comfort Igeh, Wayland Baptist TX	19-03.0
Penny Griffin, Wayland Baptist TX	19-00.0
Jami Shores, Wayland Baptist TX	18-10.0
Kimolyn Vanzant, Prairie View A&M TX	18-09.0
Yvonne Smith, Berry CA	18-08.0

NAIA NATL OUTDOOR T&F MT

DISCUS - WOMEN

ENTRANT # NAME

KEN HERRICK TR HILLS COL

Division:

GR AFFILIATION

MARK

MAY 23-25, 1985

EVENT # 40

FINAL RESULTS

1039	BETH STUART		KEARNEY STATE NE	1	151-02.5	†
1320	PAULA WITTENBERG	Jr	GEORGE FOX DR	2	145-01.25	†
981	CONNIE HUGEN	Fr	DOANE NE	3	144-10.0	†
1267	SHARON HARRISON	Fr	PRAIRIE VIEW A&M TX	4	143-06.25	
914	SANDY EARLY		AZUSA PACIFIC CA	5	142-08.75	
985	BETH SHANNON	Sr	EMPORIA STATE KS	6	142-08.75	
1293	LORI NORTHRUP	Jr	SAGINAW VALLEY STATE MI	7	140-00.5	
1028	LEXA LAPOINTE	Sp	KARY ND	8	138-09.5	

NAIA NATL OUTDOOR T&F MT

POLE VAULT

ENTRANT # NAME

KEN HERRICK TR HILLS COL

Division: MEN

GR AFFILIATION

MARK

MAY 23-25, 1985

EVENT # 15

FINAL RESULTS

117	PATRICK GELLENS	Fr	CONCORDIA NE	1	16-04.75	†
573	CHRIS BRANHAM	Jr	POINT LOMA NAZARENE CA	2	16-04.75	†
26	MORTE HAMILTON	Jr	ARKANSAS TECH	3	16-00.75	†
165	ED VANDER KAAIJ	Jr	HARDING AR	4	15-09.0	†
580	RON MILFORD	Jr	POINT LOMA NAZARENE CA	5	15-05.0	†
474	CLAY TYSON	Sr	WESTERN STATE CO	6	15-05.0	†
316	TOM BURKHARD	Sr	OKLAHOMA CHRISTIAN	6	15-05.0	†

NAIA NATL OUTDOOR T&F MT

HIGH JUMP MEN

ENTRANT # NAME

KEN HERRICK TR HILLS COL

Division: MEN

GR AFFILIATION

MARK

MAY 23-25, 1985

EVENT # 16

FINAL RESULTS

249	DAVE GLASSBURN	Sp	MANCHESTER IN	1	7-02.5	†
346	CARL GARCIA	Sr	PRAIRIE VIEW A&M TX	2	7-00.5	†
489	DON CARTER	Sp	FORT HAYS STATE KS	2	7-00.5	†
189	ADAM KNOEPFLE	Sr	JAMESTOWN ND	4	7-00.5	†
239	GREG PULLIE	Fr	MALONE OH	5	7-00.5	†
10	WAYNE WALLACE	Jr	ADAMS STATE CO	6	7-00.5	†
456	RONALD PLEASANT	Sr	WEST VIRGINIA STATE	6	7-00.5	†
450	LARRY ANGLE	Sp	WEST VIRGINIA STATE	6	7-00.5	†

NAIA NATL OUTDOOR T&F MT
MARATHON MEN

KEN HERRICK TR HILLS COL
Division: MEN

MAY 23-25, 1985
EVENT # 14

ENTRANT #	NAME	GR	AFFILIATION	MARK

FINAL RESULTS				
415	JIM BOB CAIRNS	Sr	PUGET SOUND WA	1 2:21:08.22 †
83	CHRIS SPITZ	Jr	CALIFORNIA LUTHERAN	2 2:26:09.69
419	THEODORE MILLER	Sr	WISC-PARKSIDE	3 2:27:07.80
52	DAVID S. MCCracken	Sr	BELMONT TN	4 2:27:51.45
410	JEFF POPE	Jr	ARK- MONTICELLO	5 2:28:29.94
637	MARK RUGGLES	Sr	SOUTHWESTERN KS	6 2:28:48.99
613	BOB FRANKS		BIOLA CA	7 2:29:30.72
153	GREG MILLER	Sp	EASTERN OREGON STATE	8 2:30:21.04
281	ALBERT ENGEVIK	Jr	NORTHERN STATE SD	9 2:35:32.34
247	RICK WILSON	Sp	MALONE OH	10 2:35:42.82
51	JOEL T. ENDERLE	Jr	BELMONT TN	11 2:36:02.22
79	DAVID MAXWELL	Sp	CALIFORNIA LUTHERAN	12 2:36:19.12
532	MIKE WALDEN	Sr	CATAWBA NC	13 2:36:32.80
591	JOHN ELY	Sp	TAYLOR IN	14 2:38:23.36
24	JOHNNY GROSS	Sr	ARKANSAS TECH	15 2:48:09.0
158	FRED KEN	Jr	GOSHEN IN	15 2:48:09.0
=====				

NAIA NATL OUTDOOR T&F MT
MARATHON - WOMEN

KEN HERRICK TR HILLS COL
Division:

MAY 23-25, 1985
EVENT # 43

ENTRANT #	NAME	GR	AFFILIATION	MARK

FINAL RESULTS				
1299	JOLENE FISHER	Jr	SOUTHERN UTAH STATE	1 2:51:05.0 †
987	NANCY STAUDT	Sr	GEORGIAN COURT NJ	2 2:55:46.0 †
1063	PENNY ROSDIL		MANCHESTER IN	3 3:02:57.0
903	SHARON FOSTER		ADAMS STATE CO	4 3:03:32.0
922	LORI FISCHER	Sr	BELMONT TN	5 3:04:11.0
1154	SHERRY CLARK	Sp	PACIFIC LUTHERAN WA	6 3:08:53.0
1057	TRINA CHAPMAN		MANCHESTER IN	7 3:09:06.0
1177	DEB KUNTZLEMAN	Sr	SPRING ARBOR MI	8 3:10:48.0
995	KELLY OPBROCK	Fr	HASTINGS NE	9 3:12:56.0
1354	KATHLEEN WELLAND	Sp	LEWIS AND CLARK OR	10 3:16:51.0
1204	MAUREEN JUNIO	Sr	WISC EAU CLAIRE	11 3:16:55.0
1188	BECKY MOTLEY		NORTH FLORIDA	12 3:22:50.0
1300	SHANNON HEAPS	Sp	SOUTHERN UTAH STATE	13 3:22:58.0
=====				

NAIA NATL OUTDOOR T&F MT
800 METER -WOMEN
ENTRANT # NAME

KEN HERRICK TR HILLS COL
Division:

MAY 23-25, 1985
EVENT # 29

GR AFFILIATION MARK

FINAL RESULTS

1019	TERESA LLOYD		JAMESTOWN ND	1	2:10.67	†
1396	CARRIE MCCATHY	Sr	SIMON FRASER CAN	2	2:10.99	†
1106	LAURIE GILLIS	Sr	MINOT STATE ND	3	2:11.38	†
1217	ANNE HILLS	Fr	WISC-MILWAUKEE	4	2:12.50	†
942	ESTHER MAHR	Sp	CEDARVILLE OH	5	2:12.20	†
944	JANE ROMIG	Jr	CEDARVILLE OH	6	2:12.39	†
1129	JUDY MOGCK	Sr	MOORHEAD STATE MN	7	2:16.7	†
1134	RONDA GRIEBEN	Sr	NORTHERN STATE SD	8	2:17.6	†

NAIA NATL OUTDOOR T&F MT
DISCUS MEN
ENTRANT # NAME

KEN HERRICK TR HILLS COL
Division: MEN

MAY 23-25, 1985
EVENT # 20

GR AFFILIATION MARK

FINAL RESULTS

46	CHRISTIAN OKOYE	Jr	AZUSA PACIFIC CA	1	208-04.25	††
496	JOHN CHANDLER	Sp	HILLSDALE MI	2	171-03.5	†
152	CRAIG HAYES	Jr	EAST CENTRAL OK	3	167-09.75	†
621	DERON LORD	Sp	LEWIS AND CLARK OR	4	160-00.75	
203	DAN GUSHARD	Jr	KEARNEY STATE NE	5	159-06.5	
491	BRIAN KAISER	Jr	FORT HAYS STATE KS	6	156-11.0	
44	PHIL MANN	Sr	AZUSA PACIFIC CA	7	155-09.5	
590	MARK CORNFELD	Sr	TAYLOR IN	8	154-01.0	

NAIA NATL OUTDOOR T&F MT
800 METER RUN MEN
ENTRANT # NAME

KEN HERRICK TR HILLS COL
Division: MEN

MAY 23-25, 1985
EVENT # 6

GR AFFILIATION MARK

FINAL RESULTS

150	GREGG LARSON	Sp	DOANE NE	1	1:50.29	†
228	KENRICK WILLIAMS	Jr	LUBBOCK CHRISTIAN TX	2	1:50.90	†
328	RUSS COLE	Sp	PACIFIC LUTHERAN WA	3	1:51.71	†
343	ERNEST BELL	Sr	PRAIRIE VIEW A&M TX	4	1:51.74	†
318	BRENT FOWLER	Sp	OKLAHOMA CHRISTIAN	5	1:52.21	
448	PETER SCOTT	Fr	WAYLAND BAPTIST TX	6	1:52.49	
663	SCOTT CAMP		WESTMONT CA	7	1:56.26	
84	MIKE ZARAGOZA	Jr	CALIFORNIA LUTHERAN	8	NO MARK	

NAIA NATL OUTDOOR T&F MT

KEN HERRICK TR HILLS COL

MAY 23-25, 1985

4 X 400 RELAY-WOMEN

Division:

EVENT # 35

ENTRANT # NAME

GR AFFILIATION

MARK

FINAL RESULTS

1403	/MISS VAL STATE COL	MISSISSIPPI VALLEY STATE	1	3:42.37	†
------	---------------------	--------------------------	---	---------	---

1399	/ADAMS STATE COLLEGE	ADAMS STATE CO	2	3:45.23	†
------	----------------------	----------------	---	---------	---

1406	/UNIV WISC AT MILW	WISC-MILWAUKEE	3	3:45.26	†
------	--------------------	----------------	---	---------	---

1402	/CENTRAL ST UNIV OH	CENTRAL STATE OH	4	3:51.59	†
------	---------------------	------------------	---	---------	---

1407	/WAYLAND BAP UNIV	WAYLAND BAPTIST TX	5	3:51.66	†
------	-------------------	--------------------	---	---------	---

1422	/AZUSA PACIFIC UNIV	AZUSA PACIFIC CA	6	3:53.85	†
------	---------------------	------------------	---	---------	---

1426	/KEARNEY STATE COL	KEARNEY STATE NE	7	3:58.7	
------	--------------------	------------------	---	--------	--

NAIA NATL OUTDOOR T&F MT

KEN HERRICK TR HILLS COL

MAY 23-25, 1985

5,000 METER RUN MEN

Division: MEN

EVENT # 8

ENTRANT # NAME

GR AFFILIATION

MARK

FINAL RESULTS

5	ROBBIE HIPWOOD	Jr	ADAMS STATE CO	1	14:34.61
4	ROBERT FERGUSON	Jr	ADAMS STATE CO	2	14:36.28
421	TIMOTHY RENZELMANN	Jr	WISC-PARKSIDE	3	14:43.33
473	JEFF SANCHEZ	Sr	WESTERN STATE CO	4	14:48.74
514	TROY OUELLETTE	Sr	SAGINAW VALLEY STATE MI	5	14:55.08
424	DANIEL STUBLASKI	Sr	WISC-PARKSIDE	6	14:56.39
499	MIKE NUGENT	Sr	HILLSDALE MI	7	14:56.44
572	TOMAS ANDERSSON	Sr	POINT LOMA NAZARENE CA	8	15:01.24

NAIA NATL OUTDOOR T&F MT
200 METER WOMEN

KEN HERRICK TR HILLS COL
Division:

MAY 23-25, 1985
EVENT # 26

Records - NAIA : 23.93
TRACK : 25.04

DENISE BULLOCKS CHICAGO ST
FILIPA SMITH

1984
SAGINAW VALLEY ST 85

ENTRANT #	NAME	GR	AFFILIATION	PLACE	MARK
-----------	------	----	-------------	-------	------

SEMI RESULTS HEAT # 1

1247	ALTHEA THOMAS	Fr	WAYLAND BAPTIST TX	1	24.30	†
1272	JOCELYN TATUM	Sp	PRAIRIE VIEW A&M TX	2	24.61	†
1221	KIM ROBERTSON	Fr	WISC-MILWAUKEE	3	24.75	†
1215	GLORIA GREGORY	Sr	WISC-MILWAUKEE	4	25.07	
907	JODY MASSER		ADAMS STATE CO	5	25.60	
946	KIMBERLY BARNES	Fr	CENTRAL STATE OH	6	25.97	
1115	AQUANETTA LOWRY	Sr	MISSISSIPPI VALLEY STATE	7	25.99	
1112	BURETHA GRAHAM	Fr	MISSISSIPPI VALLEY STATE	8	26.23	

SEMI RESULTS HEAT # 2

1268	DEIRDRE JACKSON	Sr	PRAIRIE VIEW A&M TX	1	24.04	†
1296	FILIPA SMITH	Sp	SAGINAW VALLEY STATE MI	2	24.26	†
1270	NORRIE MCAFEE	Jr	PRAIRIE VIEW A&M TX	3	24.53	†
1274	EVAN WILLIAMS	Sp	PRAIRIE VIEW A&M TX	4	24.61	†
1369	KAREN STUBBLEFIELD	Jr	ARKANSAS- PINE BLUFF	5	25.18	
1090	VIRGIE BULLIE	Sp	MIDLAND LUTHERAN NE	6	25.42	
1302	JACQUELINE COTTON	Fr	WISC PARKSIDE	7	25.48	
1116	VERNESSA MERADAY	Fr	MISSISSIPPI VALLEY STATE	8	25.98	

NAIA NATL OUTDOOR T&F MT
1,500 METER RUN MEN

KEN HERRICK TR HILLS COL
Division: MEN

MAY 23-25, 1985
EVENT # 7

ENTRANT #	NAME	GR	AFFILIATION	MARK
-----------	------	----	-------------	------

FINAL RESULTS

272	JOHN ALIN	Sr	MOORHEAD STATE MN	1	3:49.21
471	EDUARDO NAVAS	Sr	WESTERN STATE CO	2	3:49.25
508	RICH GENSON	Jr	SAGINAW VALLEY STATE MI	3	3:49.57
92	ROB MOORE	Sp	CEDARVILLE OH	4	3:49.75
525	DAVID MATHERNE	Jr	BERRY GA	5	3:49.76
9	MARK STEWARD	Jr	ADAMS STATE CO	6	3:50.48
409	DAMON MARTIN	Sr	ARK- MONTICELLO	7	3:51.10
570	WILLIE WALSH	Sr	PITTSBURG STATE KS	8	3:52.93
426	LARRY CAFFEY	Sr	SOUTHERN COLORADO	9	3:53.51
225	JOHN RUIZ	Jr	LUBBOCK CHRISTIAN TX	10	3:53.77

NAIA NATL OUTDOOR T&F MT

400 M HURDLES MEN

KEN HERRICK TR HILLS COL

Division: MEN

MAY 23-25, 1985

EVENT # 5

ENTRANT # NAME

GR AFFILIATION

MARK

FINAL RESULTS

30	BRIAN ARNOLD	Sp	AZUSA PACIFIC CA	1	51.15	†
453	DEWITT HALE	Jr	WEST VIRGINIA STATE	2	51.17	†
442	DENNIS MOORE	Jr	WAYLAND BAPTIST TX	3	51.41	
550	ANTHONY LEAKS	Jr	MISSOURI BAPTIST	4	51.42	
49	PAUL WEBB	Sr	AZUSA PACIFIC CA	5	52.65	
389	DARROW SMITH	Sr	SPRING ARBOR MI	6	53.02	
231	DAVE FATHEREE	Jr	MALONE OH	7	53.25	
349	LANCE GREEN	Jr	PRAIRIE VIEW A&M TX	8	55.03	

NAIA NATL OUTDOOR T&F MT

400 METER - WOMEN

KEN HERRICK TR HILLS COL

Division:

MAY 23-25, 1985

EVENT # 27

ENTRANT # NAME

GR AFFILIATION

MARK

FINAL RESULTS

1117	CAROL WILLIAMS	Sr	MISSISSIPPI VALLEY STATE	1	53.65	†
1270	NORRIE MCAFEE	Jr	PRAIRIE VIEW A&M TX	2	54.22	†
1118	Gwendolyn WILLIAMS	Sp	MISSISSIPPI VALLEY STATE	3	54.37	†
1247	ALTHEA THOMAS	Fr	WAYLAND BAPTIST TX	4	54.49	†
1272	JOCELYN TATUM	Sp	PRAIRIE VIEW A&M TX	5	54.54	†
1224	INABELLE THOMPSON	Fr	WISC-MILWAUKEE	6	54.85	†
1337	CINDY HEESACKER		WAYNE STATE NE	7	56.07	†
937	DEBBIE REGIER		BETHEL KS	8	56.54	†

NAIA NATL OUTDOOR T&F MT

400 HURDLES - WOMEN

KEN HERRICK TR HILLS COL

Division:

MAY 23-25, 1985

EVENT # 28

ENTRANT # NAME

GR AFFILIATION

MARK

FINAL RESULTS

1269	LAVONDA LUCKETT	Sp	PRAIRIE VIEW A&M TX	1	58.89	††
905	BRENDA JARVIS		ADAMS STATE CO	2	1:01.10	†
1222	FELICIA SUTTON	Sp	WISC-MILWAUKEE	3	1:01.47	†
1152	KAREN BELL	Jr	PACIFIC LUTHERAN WA	4	1:01.84	†
1043	PETRA JOHNSON	Jr	LINFIELD OR	5	1:02.36	†
1042	JENIFER TURNER		KENNESAW GA	6	1:02.41	†
1135	KARMEN KING	Jr	NORTHERN STATE SD	7	1:02.78	†
1379	JANEL MASSEY	Jr	WESTERN WASHINGTON	8	1:05.02	

NAIA NATL OUTDOOR T&F MT

KEN HERRICK TR HILLS COL

MAY 23-25, 1985

4 X 400 RELAY-WOMEN

Division:

EVENT # 35

ENTRANT # NAME

GR AFFILIATION

MARK

FINAL RESULTS

1403	/MISS VAL STATE COL	MISSISSIPPI VALLEY STATE	1	3:42.37	†
------	---------------------	--------------------------	---	---------	---

1399	/ADAMS STATE COLLEGE	ADAMS STATE CO	2	3:45.23	†
------	----------------------	----------------	---	---------	---

1406	/UNIV WISC AT MILW	WISC-MILWAUKEE	3	3:45.26	†
------	--------------------	----------------	---	---------	---

1402	/CENTRAL ST UNIV OH	CENTRAL STATE OH	4	3:51.59	†
------	---------------------	------------------	---	---------	---

1407	/WAYLAND BAP UNIV	WAYLAND BAPTIST TX	5	3:51.66	†
------	-------------------	--------------------	---	---------	---

1422	/AZUSA PACIFIC UNIV	AZUSA PACIFIC CA	6	3:53.85	†
------	---------------------	------------------	---	---------	---

1426	/KEARNEY STATE COL	KEARNEY STATE NE	7	3:58.7	
------	--------------------	------------------	---	--------	--

=====

NAIA NATL OUTDOOR T&F MT

KEN HERRICK TR HILLS COL

MAY 23-25, 1985

5,000 METER RUN MEN

Division: MEN

EVENT # 8

ENTRANT # NAME

GR AFFILIATION

MARK

FINAL RESULTS

5	ROBBIE HIPWOOD	Jr	ADAMS STATE CO	1	14:34.61
---	----------------	----	----------------	---	----------

4	ROBERT FERGUSON	Jr	ADAMS STATE CO	2	14:36.28
---	-----------------	----	----------------	---	----------

421	TIMOTHY RENZELMANN	Jr	WISC-PARKSIDE	3	14:43.33
-----	--------------------	----	---------------	---	----------

473	JEFF SANCHEZ	Sr	WESTERN STATE CO	4	14:48.74
-----	--------------	----	------------------	---	----------

514	TROY QUELLETTE	Sr	SAGINAW VALLEY STATE MI	5	14:55.08
-----	----------------	----	-------------------------	---	----------

424	DANIEL STUBLASKI	Sr	WISC-PARKSIDE	6	14:56.39
-----	------------------	----	---------------	---	----------

499	MIKE NUGENT	Sr	HILLSDALE MI	7	14:56.44
-----	-------------	----	--------------	---	----------

572	TOMAS ANDERSSON	Sr	POINT LOMA NAZARENE CA	8	15:01.24
-----	-----------------	----	------------------------	---	----------

=====

NAIA NATL OUTDOOR T&F MT
4X100 RELAY-WOMEN

KEN HERRICK TR HILLS COL
Division:

MAY 23-25, 1985
EVENT # 34

ENTRANT #	NAME	GR	AFFILIATION	MARK	

FINAL RESULTS					
1438	/PRAIRIE VIEW TX		PRAIRIE VIEW A&M TX	1 45.80	†

1407	/WAYLAND BAP UNIV		WAYLAND BAPTIST TX	2 46.23	†

1406	/UNIV WISC AT MILW		WISC-MILWAUKEE	3 46.65	†

1402	/CENTRAL ST UNIV OH		CENTRAL STATE OH	4 48.00	†

1420	/UNIV ARK PINE BLUFF		ARKANSAS- PINE BLUFF	5 48.43	

1415	/SAGINAW VAL STATE		SAGINAW VALLEY STATE MI	6 49.41	

1414	/MARQUETTE UNIV		MARQUETTE WS	7 51.19	

1405	/NORTHWOOD		NORTHWOOD INSTITUTE MI	8 51.31	

=====					

NAIA NATL OUTDOOR T&F MT
STEEPLECHASE

KEN HERRICK TR HILLS COL
Division: MEN

MAY 23-25, 1985
EVENT # 11

ENTRANT #	NAME	GR	AFFILIATION	MARK	

FINAL RESULTS					
470	DENNIS LECK	Sr	WESTERN STATE CO	1 8:55.52	†
141	BILL DENT	Sp	DICKINSON STATE ND	2 9:11.17	
12	KEN WOODARD	Fr	ADAMS STATE CO	3 9:13.13	
146	FRITZ BUSCH	Jr	DOANE NE	4 9:14.03	
204	MIKE HARK	Jr	KEARNEY STATE NE	5 9:16.14	
366	JOHN DETRO	Sr	SIENA HEIGHTS MI	6 9:17.04	
31	ANDREW DANIELS	Sr	AZUSA PACIFIC CA	DISQUALIFIED	
=====					

NAIA NATL OUTDOOR T&F MT
RELAY 4 X 100 MEN
ENTRANT # NAME

KEN HERRICK TR HILLS COL
Division: MEN

MAY 23-25, 1985
EVENT # 13

GR AFFILIATION MARK

FINAL RESULTS

686	/WAYLAND BAPTIST	WAYLAND BAPTIST TX	1	40.02	††
690	/AZUSA PACIFIC	AZUSA PACIFIC CA	2	40.30	†
712	/PITTSBURG STATE	PITTSBURG STATE KS	3	40.92	†
684	/SOUTHERN ARKANSAS	SOUTHERN ARKANSAS	4	41.15	†
711	/MISSOURI BAPTIST	MISSOURI BAPTIST	5	41.16	†
716	/ARK-MONTICELLO	ARK- MONTICELLO	6	41.20	†
680	/NORTHWOOD MI	NORTHWOOD INSTITUTE MI	7	41.78	
705	/SOUTHWESTERN KA	SOUTHWESTERN KS	8	41.80	

NAIA NATL OUTDOOR T&F MT
1500 METER - WOMEN
ENTRANT # NAME

KEN HERRICK TR HILLS COL
Division:

MAY 23-25, 1985
EVENT # 30

GR AFFILIATION MARK

FINAL RESULTS

906	JULIE JENKINS	ADAMS STATE CO	1	4:29.52	†
1019	TERESA LLOYD	JAMESTOWN ND	2	4:29.88	†
1208	KATIE SONERS	Sr WISC EAU CLAIRE	3	4:33.99	†
1202	CHRIS GOEPEL	Fr WISC EAU CLAIRE	4	4:34.72	†
1393	PATTI CROSS	Sr SIMON FRASER CAN	5	4:36.45	†
1246	MWINGA SOTE	Jr WAYLAND BAPTIST TX	6	4:36.67	†
986	JENNY LAMOREUX	Sp FLAGLER FL	7	4:37.80	†
1219	MARY MEDICUS	Sr WISC-MILWAUKEE	8	4:40.98	†

Azuza Pacific, Prairie View Continue Dominance

HILLSDALE, MI—The good just keep getting better on the outdoor track and field scene.

Prairie View A&M University TX captured its fourth consecutive women's team championship and Azusa Pacific University CA made it three straight in the men's division at the NAIA National Outdoor Track and Field Championships, May 23-25 at the Ken Herrick Track, Hillsdale College.

WOMEN'S TEAM STANDINGS

1. Prairie View A&M TX ... 109
2. Adams State CO 63.5
3. Wisconsin-Milwaukee 59
4. Wayland Baptist TX 37
5. Mississippi Valley State ... 36
6. Azusa Pacific CA 31
7. Jamestown ND 25
8. Wisconsin-Eau Claire 24
9. Simon Fraser CAN 20
10. Portland OR 19
- Fort Hays State KS 19
12. Moorhead State MN 18
13. Marquette WI 14
- Kearney State NE 14
- Saginaw Valley State MI ... 14
16. Pacific Lutheran WA 13
17. Doane NE 12
18. Western Washington 10
- Berry GA 10
- Southern Utah State 10
21. Central State OH 9
- Campbell NC 9
23. North Florida 8
- Wisconsin-Parkside 8
- Georgian Court NJ 8
- George Fox OR 8
27. Manchester IN 6
- Point Loma Nazarene CA ... 6
- Minot State ND 6
30. Hillsdale MI 4
- Arkansas College 4
32. Cedarville OH 3
33. Arkansas-Pine Bluff 2
- Malone OH 2
- Linfield OR 2
- Belmont TN 2
- Wayne State NE 2
38. Colorado School of Mines . 1
- Northern Montana 1
- Kennesaw GA 1
- Emporia State KS 1
42. Hastings NE 0.5

A total of 14 national meet records, seven in each division, were broken at the three-day event and eight of the marks were set on the final day of competition.

Senior Dierdre Jackson led the way for Prairie View in the women's division with four wins including individual titles in the 100 and 200 meters. Jackson also ran the opening leg for Prairie View victories in the 4 x 100 meter and sprint medley relays. She was named the outstanding female performer of the meet.

Prairie View finished with a winning total of 109 points to easily outdistance runner-up Adams State CO with 63½ and third place finisher Wisconsin-Milwaukee with 59 points. Wayland Baptist TX claimed the fourth place award with 37 points. Adams State's Milan Donley was named the national coach of the year.

Senior sprinter Innocent Egbunike paced the Azusa Pacific victory in the men's division with his fourth consecutive championship in the 100 meters and a record-setting performance in capturing his third straight 200 meter title. Egbunike was named the meet's outstanding male performer for the third year in a row and tied Mike Boit of Eastern New Mexico as the only athletes to capture seven individual titles during their careers.

Azuza Pacific finished with a winning point total of 94 points, equalling their 1983 winning mark as the second highest in the 34-year history of the men's event. Wayland Baptist TX was victorious in four events and finished second in the team standings with 76 points, Point Loma Nazarene CA was third with 42 and Wisconsin-Parkside was in fourth place with 37 points. Azusa Pacific's Terry Franson was named the national coach of the year for the fourth straight season.

All of the records were not set by the athletes as NAIA attendance marks also fell. The championship final attendance of 8,310 on May 25 set a single-day meet record, and the three-day total of 18,110 also established a new championship high. NAIA

MEN'S TEAM STANDINGS

1. Azusa Pacific CA 94
2. Wayland Baptist TX 76
3. Point Loma Nazarene CA 42
4. Wisconsin-Parkside 37
5. Pittsburg State KS 36
6. Adams State CO 33.33
7. Prairie View A&M TX 29
8. Western State CO 26.5
9. Northwood Institute MI ... 23
10. Southern Arkansas 20
- Concordia NE 20
12. Fort Hays State KS 16
13. Moorhead State MN 14
- California Lutheran 14
- Doane NE 14
- Southern Colorado 14
17. Manchester IN 10
- Puget Sound WA 10
- Saginaw Valley St. MI ... 10
20. Western Washington 9
21. West Virginia State 8.66
22. Simon Fraser CAN 8
- Dickinson State ND 8
- Lubbock Christian TX 8
- Hillsdale MI 8
- Taylor In 8
27. McMurry TX 7
28. Pacific Lutheran WA 6
- Tarkio MO 6
- Kearney State NE 6
- Missouri Baptist 6
- Arkansas Tech 6
- East Central OK 6
34. Western Oregon 5
- Southwestern KS 5
36. Harding AR 4
- Austin College TX 4
- Cedarville OH 4
- Berea KY 4
- Jamestown ND 4
- Oklahoma Baptist 4
- Belmont TN 4
- Park MO 4
- Lewis & Clark OR 4
- Ouachita Baptist AR 4
46. Arkansas-Monticello 3
47. Oklahoma Christian 2.5
48. Malone OH 2
- Linfield OR 2
- Graceland IA 2
- Wisconsin-Eau Claire 2
- Berry GA 2
- Henderson State AR 2
- Southern Utah State 2
55. Siena Heights MI 1
- Bethany KS 1
- Spring Arbor MI 1
- Aquinas MI 1

1985-86 NAIA CHAMPIONSHIP SCHEDULE

(Tentative)

MEN'S DIVISION

EVENT	DATES	SITE
Cross Country (30th Annual)	November 16, 1985	University of Wisconsin-Parkside Kenosha, WI
Soccer (27th Annual)	November 25-30, 1985	U. of South Carolina-Spartanburg Spartanburg, SC
Division II Football (16th Annual)	Quarterfinals: Nov. 23, 1985 Semifinals: Dec. 7, 1985 Championship: Dec. 14, 1985	Sites to be determined
Division I Football (30th Annual)	Quarterfinals: Dec. 7, 1985 Semifinals: Dec. 14, 1985 Championship: Dec. 21, 1985	Sites to be determined
Indoor Track & Field (21st Annual)	February 21-22, 1986	Municipal Auditorium Kansas City MO
Swimming and Diving (30th Annual)	March 6-8, 1986	To be announced
Wrestling (29th Annual)	March 6-8, 1986	Minot State College Minot ND
Basketball (49th Annual)	March 12-18, 1986	Kemper Arena Kansas City, MO
Tennis (35th Annual)	May 19-23, 1986	Rockhill Tennis Club Kansas City, MO
Outdoor Track & Field (35th Annual)	May 22-24, 1986	To be announced
Baseball (30th Annual)	May 26-June 1, 1986	Lewis-Clark State College Lewiston, ID
Golf (35th Annual)	June 3-6, 1986	Huntingdon College Montgomery AL

WOMEN'S DIVISION

Cross Country (6th Annual)	November 16, 1985	University of Wisconsin-Parkside Kenosha, WI
Volleyball (6th Annual)	November 21-23, 1985	University of Wisconsin-Milwaukee Milwaukee, WI
Soccer (2nd Annual)	November 22-23, 1985	University of Puget Sound Tacoma, WA
Indoor Track & Field (6th Annual)	February 21-22, 1986	Municipal Auditorium Kansas City, MO
Swimming & Diving (6th Annual)	March 6-8, 1986	To be announced
Gymnastics (6th Annual)	March 7-8, 1986	University of Wisconsin-Eau Claire Eau Claire, Wisconsin
Basketball (6th Annual)	March 12-15, 1986	To be announced
Softball (6th Annual)	March 15-17, 1986	To be announced
Tennis (6th Annual)	March 19-23, 1986	Overland Park Racquet Club Overland Park, KS
Outdoor Track & Field (6th Annual)	May 22-24, 1986	To be announced

1985 Men's Individual Track & Field Results

100-METER: 1. **Innocent Egbunike, Azusa Pacific CA, 10.33;** Aaron Lang, Pittsburg State KS, 10.54; 3. Kenneth Ross, Southern Colorado, 10.57; 4. Scott Ferguson, Prairie View A&M TX, 10.66; 5. Donnie Harris, Azusa Pacific CA, 10.67; 6. Greg Williams, Henderson State AR, 10.70.

200-METER: 1. **Innocent Egbunike, Azusa Pacific CA, 20.57*;** 2. Devon Morris, Wayland Baptist TX, 21.22; 3. Aaron Lang, Pittsburg State KS, 21.23; 4. Kevin McGehee, Oklahoma Baptist, 21.62; 5. Kenneth Ross, Southern Colorado, 21.68; 6. Greg Williams, Henderson State AR, 21.76.

110-METER HIGH HURDLES: 1. **Dale Washington, Northwood Institute MI, 14.13;** 2. Robbie Butler, Point Loma Nazarene CA, 14.21; 3. Chris Branham, Point Loma Nazarene CA, 14.51; 4. Cary Hall, Ouachita Baptist AR, 14.51; 5. Scott Taylor, Austin College TX, 14.57; 6. Brian Arnold, Azusa Pacific CA, 14.58.

400-METER HURDLES: 1. **Brian Arnold, Azusa Pacific CA, 51.15;** 2. Dewitt Hale, West Virginia State, 51.17; 3. Dennis Moore, Wayland Baptist TX, 51.41; 4. Anthony Leaks, Missouri Baptist, 51.42; 5. Paul Webb, Azusa Pacific CA, 52.65; 6. Darrow Smith, Spring Arbor MI, 53.02.

400-METER: 1. **Devon Morris, Wayland Baptist TX, 45.25;** 2. Moses Ugbisie, Wayland Baptist TX, 45.74; 3. Sammy Epps, Southern Arkansas 45.98; 4. Russell Mitchell, Wayland Baptist TX, 46.52; 5. Albert Hatcher, McMurry TX, 47.10; 6. Patrick Nwanguzo, Wayland Baptist TX, 47.26

800-METER: 1. **Gregg Larson, Doane NE, 1:50.29;** 2. Kenrick Williams, Lubbock Christian TX, 1:50.90; 3. Russ Cole, Pacific Lutheran WA, 1:51.71; 4. Ernest Bell, Prairie View A&M TX, 1:51.74; 5. Brent Fowler, Oklahoma Christian, 1:52.21; 6. Peter Scott, Wayland Baptist TX, 1:52.49.

1500-METER: 1. **John Alin, Moorhead State MN, 3:49.21;** Eduardo Navas, Western State CO, 3:49.25; 3. Rich Genson, Saginaw Valley State MI, 3:49.57; 4. Rob Moore, Cedarville OH, 3:49.75; 5. David Materne, Berry GA, 3:49.76; 6. Mark Steward, Adams State CO, 3:50.48.

5000-METER: 1. **Robbie Hipwood, Adams State CO, 14:34.61,** 2. Robert Ferguson, Adams State CO, 14:36.28; 3. Timothy Renzelmann, Wisconsin-Parkside, 14:43.33; 4. Jeff Sanchez, Western State CO, 14:48.74; 5. Troy Ouellette, Saginaw Valley State MI, 14:55.08; 6. Daniel Stublaski, Wisconsin-Parkside, 14:56.39.

10,000-METER: 1. **Tomas Andersson, Point Loma Nazarene CA, 30:00.26;** 2. Timothy Renzelmann, Wisconsin-Parkside, 30:01.10; 3. Dave Cuadrado, Adams State CO, 30:09.32; 4. Jeff Sanchez, Western State CO, 30:12.13; 5. **Michael Friess, Linfield OR, 30:30.28;** 6. Rick Roybol, Adams State CO, 30:39.00.

STEEPLECHASE: 1. **Dennis Leck, Western State CO, 8:55.52;** 2. Bill Dent, Dickinson State ND, 9:11.17; 3. Ken Woodard, Adams State CO, 9:13.13; 4. Fritz Busch, Doane NE, 9:14.03; 5. Mike Hamm, Kearney State NE, 9:16.14; 6. John Detto, Siena Heights MI, 9:17.04.

10,000-METER WALK: 1. **Andrew Kaestner, Wisconsin-Parkside, 45:29.64;** 2. Allen James, Western Washington, 47:50.68; 3. Michael Rohl, Wisconsin-Parkside, 49:41.86; 4. Stephen Taylor, Berea KY, 50:35.10; 5. John Hokanson, Wisconsin-Eau Claire, 52:18.90; 6. Andy Mousseau, Aquinas MI, 54:08.01.

MARATHON: 1. **Jim Bob Cairns, Puget Sound WA, 2:21:08.22*** 2. Chris Spitz, California Lutheran, 2:26:09.69; 3. Theodore Miller, Wisconsin-Parkside, 2:27:07.80; 4. David S. McCracken, Belmont TN, 2:27:51.45; 5. Jeff Pope, Arkansas-Monticello, 2:28:29.94; 6. Mark Ruggles, Southwestern KS, 2:28:48.99

4 x 100-METER RELAY: 1. **Wayland Baptist TX (Morris Egon, Alrick Munroe, Dennis Moore, Devon Morris), 40.02*;** 2. Azusa Pacific CA (Blackman Ihem, Doug Loisel, Donny Harris, Innocent Egbunike), 40.30; 3. Pittsburg State KS (Monte Weathers, Todd Harris, Kurt Mathinsmeier, Aaron Lang), 40.92; 4. Southern Arkansas (Terry Summons, Samuel Epps, Terry Ware, Leron Trotter), 41.15; 5. Missouri Baptist (Anthony Leaks, Letore Swinney, Tony Chatman,

Larry Woodson), 41.16; 6. Arkansas-Monticello (Eric Sanders, Carl Smith, Anthony Duffy, Jessie McCorney), 41.20.

4 x 400-METER RELAY: 1. **Wayland Baptist TX (Dennis Moore, Moses Ugbisie, Patrick Nwanguzo, Devon Morris), 3:06.84;** 2. Southern Arkansas (Terry Ware, Al Hagen, Sammy Epps, Terry Summons), 3:09.47; 3. Azusa Pacific CA (Jesse Embo, Doug Loisel, Dave Johnson, Innocent Egbunike), 3:10.57; 4. Prairie View A&M TX (Anthony Granville, Scott Ferguson, Ernest Bell, Lance Green), 3:11.99; 5. Northwood MI (Jamonty Washington, Stacey Cooper, Troy Eggleston, Kim McCoy), 3:13.31; 6. McMurry (Dan Gainey, Bobby Campbell, Randy Martin, Albert Hatcher), 3:15.07.

DISCUS: 1. **Christian Okoye, Azusa Pacific, 63.50 (208-04)*;** 2. John Chandler, Hillsdale MI, 52.20 (171-03); 3. Craig Hayes, East Central OK, 51.14 (167-09); 4. **Deron Lord, Lewis & Clark OR, 48.78 (160-00);** 5. Dan Gushard, Kearney State NE, 48.62 (159-06); 6. Brian Kaiser, Fort Hays State KS, 47.82 (156-11).

LONG JUMP: 1. **Russell Mitchell, Wayland Baptist TX, 7.47 (24-06.25);** 2. Chris Branham, Point Loma CA, 7.41 (24-03.75); 3. Claude Perkins, Tarkio MO, 7.38 (24-02.5); 4. Carl Hayes, McMurry TX, 7.36 (24-01.75); 5. Aaron Sampson, Southern Utah St., 7.34 (24-01.0); 6. Ivan Lowe, Northwood Institute MI, 7.31 (23-11.75).

HIGH JUMP: 1. **Dave Glassburn, Manchester IN, 2.20 (7-02.5);** 2. Carl Garcia, Prairie View A&M TX, 2.15 (7-00.5); 3. Don Carter, Fort Hays State KS, 2.15 (7-00.5); 4. Adam Knoepfle, Jamestown ND, 2.15 (7-00.5); 5. Greg Pullie, Malone OH, 2.15 (7-00.5); 6. Wayne Wallace, Adams State CO, 2.15 (7-00.5).

HAMMER: 1. **Phil Mann, Azusa Pacific CA, 67.70 (222-01.0);** 2. Harold Willers, Simon Fraser CAN, 64.94 (213-01.0); 3. Mike Maynard, Azusa Pacific CA, 62.40 (204-09.0); 4. Eric Lemasters, Azusa Pacific CA, 56.36 (184-11.0); 5. John Robinson, Saginaw Valley MI, 51.76 (169-10.0); 6. Kipp Van Camp, Bethany KS, 51.76 (169-10.0).

JAVELIN: 1. **Dan Thomasson, Pittsburg St. KS, 84.20 (276-03.0)*;** 2. Zakayo Mwinikely, Wayland Baptist TX, 78.38 (257-02.0); 3. Rick Simoncic, Pittsburg St. KS, 75.66, (248-03.0); 4. Paul Lykken, Moorhead State MN, 71.36 (234-01.0); 5. Chris Grantham, Austin College TX, 70.74 (232-01.0); 6. **Mike Keizur, Western Oregon, 67.94 (222-11.0).**

POLE VAULT: 1. **Patrick Gellens, Concordia NE, 5.00 (16-04.75);** 2. Chris Branham, Point Loma CA, 5.00 (16-04.75); 3. Monte Hamilton, Arkansas Tech, 4.90 (16-00.75); 4. Ed Vander Kaaij, Harding AR, 4.80 (15-09.0); 5. Ron Milford, Point Loma CA, 4.70 (15-05.0); 6. Clay Tyson, Western State CO, 4.70 (15-05.0).

TRIPLE JUMP: 1. **Edward Williams, Prairie View A&M TX, 15.79 (51-09.75);** 2. Don Carter, Fort Hays State KS, 15.28 (50-01.75); 3. Myron Jefferson, Southern Colorado, 15.25 (50-00.50); 4. Charles Nance, Park, MO, 15.10 (49-06.50); 5. Michael George, Southern Arkansas, 14.80 (48-06.75); 6. Jay Kangsmo, Western Washington, 14.61 (47-11.25).

SHOT PUT: 1. **Chris Rusher, Northwood MI, 17.29 (56-08.75);** 2. Mark Cornfield, Taylor IN, 17.27 (56-08.0); 3. Peter Michaels, California Lutheran, 16.18 (53-01.0); 4. Bryan Thompson, Southwestern KS, 16.17 (53-00.75); 5. Dan Gushard, Kearney State NE, 16.14 (52-11.5); 6. Christian Okoye, Azusa Pacific CA, 15.92 (52-02.75).

DECATHLON: 1. **Patrick Gellens, Concordia NE, 7,577*;** 2. Dave Johnson, Azusa Pacific CA, 7,261; 3. Doug Loisel, Azusa Pacific CA, 7040; 4. **Larry Conaway, Western Oregon, 6,794;** 5. Royal Brettrager, Graceland IA, 6,771; 6. John Lollar, Adams State CO, 6,712.

COACH OF THE YEAR: Terry Franson, Azusa Pacific CA

HERBERT MARETT OUTSTANDING PERFORMER: Innocent Egbunike, Azusa Pacific CA


* Indicates NAIA National Record



1985 Herbert B. Marett Women's Outstanding Performer
Deirdre Jackson, Prairie View TX



1985 Herbert B. Marett Men's Outstanding Performer
Innocent Egbunike, Azusa Pacific CA



**Don't Let This
Happen
to You !**



B & R Erectors Inc.

(GYM BLEACHER-REPAIR SPECIALIST)

We would like to inform you of our bleacher repair service. We repair all types of bleachers present or out-dated. Please compare your repair cost per seat versus the per seat cost of new bleachers.



5918 S. Rte. 31 • Crystal Lake, Ill. 60014
815-459-6364 or 459-6634



MOVE YOUR BLEACHERS WITH EASE

Convert your bleachers to portable power or a full power system. These power systems can be installed on most present and out-dated bleachers.

1985 Women's Individual Track & Field Results

100-METER: 1. Deirdre Jackson, Prairie View A&M TX, 11.82; 2. Kim Robertson, Wisconsin-Milwaukee, 11.99; 3. Evan Williams, Prairie View A&M TX, 12.01; 4. Gloria Gregory, Wisconsin-Milwaukee, 12.19; 5. Buretha Graham, Mississippi Valley State, 12.24; 6. Jody Masser, Adams State CO, 12.25.

200-METER: 1. Deirdre Jackson, Prairie View A&M TX, 24.03; 2. Filipa Smith, Saginaw Valley State MI, 24.25; 3. Jocelyn Tatum, Prairie View A&M TX, 24.51; 4. Kim Robertson, Wisconsin-Milwaukee, 24.51; 5. Evan Williams, Prairie View A&M TX, 24.53; 6. Norrie McAfee, Prairie View A&M TX, 24.89.

400-METER: 1. Carol Williams, Mississippi Valley State, 53.65; 2. Norri McAfee, Prairie View A&M TX, 54.22; 3. Gwendolyn Williams, Mississippi Valley St., 54.37; 4. Althea Thomas, Wayland Baptist TX, 54.49; 5. Jocelyn Tatum, Prairie View A&M TX, 54.54; 6. Inabelle Thompson, Wisconsin-Milwaukee, 54.85.

800-METER: 1. Teresa Lloyd, Jamestown ND, 2:10.67; 2. Carrie McCarthy, Simon Fraser CAN, 2:10.99; 3. Laurie Gillis, Minot State ND, 2:11.38; 4. Anne Hills, Wisconsin-Milwaukee, 2:12.50; 5. Esther Mahr, Cedarville, OH, 2:12.20; 6. Jane Romig, Cedarville OH, 2:12.39.

1500-METER: 1. Julie Jenkins, Adams State CO, 4:29.52; 2. Teresa Lloyd, Jamestown ND, 4:29.88; 3. Katie Somers, Wisconsin-Eau Claire, 4:33.99; 4. Chris Goepel, Wisconsin-Eau Claire, 4:34.72; 5. Patti Cross, Simon Fraser CAN, 4:36.45; 6. Mwinga Sote, Wayland Baptist TX, 4:36.67.

3000-METER: 1. Ann Manning, Portland OR, 9:43.64; 2. Katie Somers, Wisconsin-Eau Claire, 9:52.48; 3. Genevieve Pfueller, Western Washington, 9:56.33; 4. Denise Falzone, Adams State CO, 9:58.57; 5. Melanie Venekamp, Pacific Lutheran WA, 10:05.20; 6. Terri Leibfried, Marquette WI, 10:11.06.

5000-METER: 1. Denise Falzone, Adams St. CO, 16:49.36; 2. Teresa Greenwood, Moorhead State MN, 17:11.03; 3. Kristy Johnston, Portland OR, 17:14.60; 4. Genevieve Pfueller, Western Washington, 17:17.53; 5. Julie Zimmer, Marquette WI, 17:18.29; 6. Katie Webb, Marquette WI, 17:23.13.

400 METER HURDLES: 1. Lavonda Luckett, Prairie View A&M TX, 58.89; 2. Brenda Jarvis, Adams State CO, 1:01.10; 3. Felicia Sutton, Wisconsin-Milwaukee, 1:01.47; 4. Karen Beil, Pacific Lutheran WA, 1:01.84; 5. Petra Johnson, Linfield OR, 1:02.36; 6. Jennifer Turner, Kennesaw GA, 1:02.41.

MARATHON: 1. Jolene Fisher, Southern Utah St., 2:51.05.0; 2. Nancy Staudt, Georgian Court NJ, 2:55.46.0; 3. Penny Rosdil, Manchester IN, 3:02.57.0; 4. Sharon Foster, Adams State CO, 3:03.32.0; 5. Lori Fischer, Belmont TN, 3:04.11.0; 6. Sherry Clark, Pacific Lutheran WA, 3:08.53.0.

4 x 100 METER RELAY: 1. Prairie View TX (Deirdre Jackson, Evan Williams, Lavonda Luckett, Jocelyn Tatum), 45.80; 2. Wayland Baptist TX (Florence Ushieagu, Comfort Igeh, Donita Perry, Althea Thomas), 46.23; 3. Wisconsin-Milwaukee (Inabelle Thompson, Lynn Hidde, Gloria Gregory, Kim Robertson), 46.65; 4. Central State OH (Veronica Frazier, Linda Cole, Tisa Stubbs, Kimberly Barnes), 48.00; 5. Arkansas-Pine Bluff (Karen Stubblefield, Cathy Hogan, Paulette Bell, Alvara Douglas), 48.43; 6. Saginaw Valley St. MI (Jean Tolfa, Kari Lorinski, Sue Kotenko, Filipa Smith), 49.41.

SPRINT MEDLEY RELAY: 1. Prairie View TX (Deirdre Jackson, Evan Williams, Jocelyn Tatum, Lavonda Luckett), 1:41.02; 2. Mississippi Valley St. (Gwendolyn Williams, Buretha Graham, Linda Fairs, Carol Williams), 1:41.21; 3. Wisconsin-Milwaukee (Felicia Sutton, Gloria Gregory, Kim Robertson, Inabelle Thompson), 1:41.40; 4. Saginaw Valley St. MI (Jean Tolfa, Sue Kotenko, Filipa Smith, Vera Pruitt), 1:46.20; 5. Wayne State NE (Kim Pohlman, Kandy Schott, Missy Stofenberg, Cindy Heesacker), 1:46.26; 6. Central State OH (Kim Barnes, Veronica Frazier, Tisa Stubbs, Linda Cole), 1:46.99.

4 x 400 METER RELAY: 1. Mississippi Valley St. (Gwendolyn Williams, Linda Fairs, Buretha Graham, Carol Williams), 3:42.37; 2. Adams State CO (Brenda Jarvis, Jody Masser, Connie Calkin, Julie Jenkins), 3:45.23; 3. Wisconsin-Milwaukee (Gloria Gregory, Aberdeen Morton, Kim Robertson, Inabelle Thompson), 3:45.26; 4. Central State OH (Linda Cole, Juanita Henderson, Kim Barnes, Tisa Stubbs), 3:51.59; 5. Wayland Baptist TX (Florence Ushieagu, Donita Perry, Penny Griffin, Jeaneatte Hallman), 3:51.66; 6. Azusa Pacific CA (Blair Bates, Kim Hayes, Jennifer Schwartz, Sonja Cooper), 3:53.85.

10,000 METER: 1. Katie Webb, Marquette WI, 35:44.07; 2. Adrian Lilburn, North Florida, 36:07.9; 3. Sharon Foster, Adams State CO, 36:28.53; 4. Gina Van Laar, Hillsdale MI, 36:49.6; 5. Kathy Spear, Adams State CO, 37:05.12; 6. Clare Krill, Portland OR, 37:40.6.

100-METER HURDLES: 1. Brenda Jarvis, Adams St. CO, 13.71; 2. Lyn Hidde, Wisconsin-Milwaukee, 13.77; 3. Lavonda Luckett, Prairie View TX, 13.94; 4. Kim Colon, Fort Hays State KS, 13.98; 5. Denise Williams, Wayland Baptist TX, 14.31; 6. Kimolyn Vanzant, Prairie View TX, 14.37.

LONG JUMP: 1. Michelle Neal, Prairie View TX, 6.04 (19-09.75); 2. Denise Williams, Wayland Baptist, 5.97 (19-07.0); 3. Lynn Hidde, Wisconsin-Milwaukee, 5.82 (19-01.0); 4. Comfort Igeh, Wayland Baptist TX, 5.80 (19-00.25); 5. Deirdre Jackson, Prairie View TX, 5.80 (19-00.25); 6. Kimolyn Vanzant, Prairie View, TX, 5.69 (18-08.0).

HIGH JUMP: 1. Michelle Tuggle, Berry GA, 1.70 (5-07.0); 2. Kristin Erickson, Jamestown ND, 1.70 (5-07.0); 3. Bev Musselwhite, Fort Hays St. KS, 1.70 (5-07.0); 4. Jennifer Schwartz, Azusa Pacific CA, 1.70 (5-07.0); 5. Erica Loutzenhiser, Malone OH, 1.70 (5-07.0); 6. Cindy Pool, Adams State CO, 1.70 (5-07.0).

HEPTATHLON: 1. Jennifer Schwartz, Azusa Pacific CA, 4715; 2. Leanne Plum, Campbell NC, 4674; 3. Blair Bates, Azusa Pacific CA, 4634; 4. Brenda Jones, Arkansas College, 4596; 5. Karen Rodd, Azusa Pacific CA, 4538; 6. Delethea Quarles, Campbell NC, 4531.

4 x 800 METER RELAY: 1. Moorhead State MN (Katie Class, Traci Fie, Judy Mogck, Paula Behrendt), 9:02.84; 2. Wisconsin-Parkside (Michelle Marter, Karen Jacobson, Sarah Hielt, Jolleen Fobair), 9:08.51; 3. Wisconsin-Eau Claire (Chris Goepel, Carolyn Laughlin, Laura Wadyn, Terry Feche), 9:09.91; 4. Pacific Lutheran WA (Becky Wilkins, Shannon Ryan, Valerie Hilden, Denise Stoakes), 9:13.55; 5. Portland OR (Ann Manning, Julie Mullin, Cathy Buhler, Linda Brock), 9:17.82; 6. Saginaw Valley MI (Virginia Belevender, Karen Fnuils, Sue Kotenko, Carleen Isabelle), 9:22.38.

SHOT PUT: 1. Sharon Harrison, Prairie View TX, 14.55 (47-09.0); 2. Brenda Wolf, Fort Hays St. KS, 14.25 (46-09.0); 3. Connie Hugen, Doane NE, 14.10 (46-03.25); 4. Beth Stuart, Kearney State NE, 13.89 (45-07.0); 5. Sandy Early, Azusa Pacific CA, 13.65 (44-09.5); 6. Sarah Thaler, Colorado School of Mines, 13.57 (44-06.25).

DISCUS: 1. Beth Stuart, Kearney State NE, 46.08 (151-02.0); 2. Paula Wittenberg, George Fox OR, 44.22 (145-01.0); 3. Connie Hugen, Doane NE, 44.14 (144-10.0); 4. Sharon Harrison, Prairie View TX, 43.74 (143-06.0); 5. Sandy Early, Azusa Pacific CA, 43.50 (142-08.0); 6. Beth Shannon, Emporia State KS, 43.50 (142-08.0).

JAVELIN: 1. Karen Murray, Simon Fraser CAN, 51.04 (167-05.0); 2. Maria Haley, Wayland Baptist TX, 50.26 (164-11); 3. Shannon Terry, Point Loma CA, 46.68 (153-02.0); 4. Donna McDonough, Azusa Pacific CA, 46.08 (151-02.0); 5. Carol Wester, Pacific Lutheran WA, 45.52 (149-04.0); 6. Kim Peters, Northern Montana, 43.96 (144-03.0).

COACH OF THE YEAR: Milon Donley, Adams State CO

HERBERT MARETT OUTSTANDING PERFORMER: Deirdre Jackson, Prairie View A&M TX

* Indicates NAIA National Record

Underclassmen Serve Notice as Lander Clinches Early Victory

KANSAS CITY, MO—Lander College SC advanced four singles players to the round of 16 and clinched an early team championship in the 34th annual NAIA National Men's Tennis Championships, May 20-24 at the Rockhill Tennis Club.

The Greenwood, South Carolina school wrapped-up the team title after the third day of play for its first national championship. The Senators rolled up a winning total of 33 points to outdistance Flagler College FL, in second place with 27 points.

Lander's clear-cut victory in the team standings also served notice for the rest of the field in the years to come. Coach Joe Cabri's squad featured three freshmen, three sophomores and a junior, installing Lander as an early favorite to repeat in 1986.

Martin Dyotte of Belhaven College MS won the individual singles championship defeating freshman Steve Kennedy of Lander in straight sets 7-5, 6-2. A senior from Montreal, Quebec, Dyotte ended his career on top after four consecutive national tournament appearances. He had lost in the singles final in 1983 and reached the semifinals in 1984 before losing to the eventual champion. Dyotte was the number two seed this year and Kennedy was number one.

In the doubles final, second-seeded Tobias Svantesson and Paul Valois of Flagler were victorious over unseeded Chip Cullison and Nathan Rexroth of Westmont College CA 7-6 (7-5), 6-4.

Westmont's Cullison was named the recipient of the Ward-Ballinger Memorial Award as the tournament's outstanding performer. Flagler College coach Peter Scott was voted the 1985 NAIA National Coach of the Year.

A total of 228 athletes representing 46 different colleges and universities competed in the five-day tournament. There was a record 60 foreign players in the field. The singles draw had 215 players and there were 102 doubles entries.

1985 MEN'S SINGLES

Quarterfinals

Steve Kennedy, Lander SC def.
Andrew Norman, Midwestern State TX 6-4, 6-2
Tobias Svantesson, Flagler FL def.
Jeff Skeldon, Auburn-Montgomery AL 6-2, 6-4
Martin Barba, Lander SC def. Ajai Srinivasan, Lander SC 6-7, 6-2, 6-0
Martin Dyotte, Belhaven MS def.
Sergio Castello, Freed-Hardeman TN 6-4, 6-4

Semifinals

Kennedy def. Svantesson 6-1, 4-6, 6-1
Dyotte def. Barba 6-2, 6-3

Championship

Dyotte def. Kennedy 7-5, 6-2

1985 MEN'S DOUBLES

Quarterfinals

David Johnson-Kevin Brady, Baker KS def. Raul Saad-Vianney Merino, Southwest Baptist MO 7-6, 6-3
Chip Cullison-Nathan Rexroth, Westmont CA def. Ernie Schoop-Todd Irinaga, Linfield OR 6-2, 6-3
Jeff Skeldon-Gustavo Garibaldi, Auburn-Montgomery AL def. Doug Gardner-Paul Koessler, Pacific Lutheran WA 5-7, 6-2, 6-3
Tobias Svantesson-Paul Valois, Flagler FL def. Charles White-Krister Eriksson, Atlantic Christian NC 6-2, 6-4

Semifinals

Cullison-Rexroth def. Johnson-Brady 6-2, 7-5
Svantesson-Valois def. Skeldon-Garibaldi, 7-6, 6-4

Championship

Svantesson-Valois def. Cullison-Rexroth 7-6, 6-4

1985 NAIA Men's All-America Team

Martin Barba, Lander SC
Kevin Brady, Baker KS
Sergio Castello, Freed-Hardeman TN
Chip Cullison, Westmont CA
Martin Dyotte, Belhaven MS
Gustavo Garibaldi, Auburn-Montgomery
David Johnson, Baker KS
Steve Kennedy, Lander SC
Andrew Norman, Midwestern State TX
Nathan Rexroth, Westmont CA
Jeff Skeldon, Auburn-Montgomery AL
Ajai Srinivasan, Lander SC
Tobias Svantesson, Flagler FL
Paul Valois, Flagler FL

HONORABLE MENTION: Robert Chagnon, Belhaven MS; Krister Eriksson, Atlantic Christian NC; Doug Gardner, Pacific Lutheran WA; Sven Groeneveld, Southwest Baptist MO; Tod Irinaga, Linfield OR; Paul Koessler, Pacific Lutheran WA; Hartmut Liebel, Flagler FL; Vianney Merino, Southwest Baptist MO; Joey Perry, Lander SC; Raul Saad, Southwest Baptist MO; Ernie Schoop, Linfield OR; John Smith, Arkansas Tech; Charles White, Atlantic Christian NC.

MEN'S FINAL TEAM STANDINGS

1. Lander SC33
2. Flagler FL27
3. Belhaven MS24
4. Southwest Baptist MO21
5. Auburn-Montgomery AL17
- Westmont CA17
7. St. Ambrose IA14
- Atlantic Christian NC14
9. Concordia NY13
- Midwestern TX13
- Baker KS13
12. Pacific Lutheran WA12
13. Carson-Newman TN11
14. Texas-Tyler9
15. Southeastern Oklahoma8
16. Grand Canyon AZ7
- Marion IN7
- Wisconsin-Stout7
19. Arkansas Tech6
- Freed-Hardeman TN6
- Linfield OR6
- Transylvania KY6
23. Cedarville OH5
- Guilford NC5
25. Harding AR4
- Northern State SD4
- St. Edwards TX4
- Skidmore NY4
- Willamette OR4
- Wilmington OH4
31. Central State OK3
- Emporia State KS3
- Kearney State NE3
- Oklahoma Baptist3
- West Virginia State3
- Westminster PA3
37. Northern Kentucky2
38. High Point NC1
- Missouri-Kansas City1
- St. Francis IL1
- Sangamon State IL1

ENTERED BUT NOT SCORING:

Denver CO, Greenville IL, Northwood MI, Penn State-Capitol, West Liberty State WV.

Adams State, Wayland Baptist Claim First Team Titles

Two first time winners claimed the team titles to highlight the NAIA National Indoor Track and Field Championships, February 22-23 at Municipal Auditorium in Kansas City, Missouri.

Wayland Baptist University TX blitzed its nearest competitor by 22 points to win the men's division title, the first national championship in any sport for the Plainview, Texas, school. Adams State College CO had a more difficult time, slipping past Prairie View TX by three points in capturing the women's division championship.

Wayland Baptist racked-up a winning total of 78 points with strong scoring efforts in the sprints, mile relay and two field events, to capture the 20th annual meet for men. Freshman Devon Morris led the Pioneer onslaught, finishing first in the 600-yard run, second in the 440 and anchoring a first place finish in the mile relay, which established a new NAIA championship record of 3:16.55.


Joining Morris on the record-setting mile relay were Patrick Nwanguzo, Peter Scott and Russell Mitchell, who also swept second third and fourth places, respectively, behind Morris in the 600-yard run. Other key performers for the Pioneers were Alrick Munroe, who placed second in the 60-yard dash in a photo-finish, and fourth in the long jump; Emmanuel Owivri, who was fourth in the triple jump; Ray McNeal, fifth in the 60-yard hurdles and Moses Ugbisie, fifth in the 440-yard dash.

A record-setting performance by Julie Jenkins in the 880-yard run and Lori

Risenhoover's second career win in the long jump were instrumental in Adams State edging Prairie View 67-64 for the women's team title. Jenkins set the NAIA mark in the 880 by nearly five seconds, registering a winning time of 2:10.69. Risenhoover won the long jump with a leap of 19-8 to win an event she also captured as a freshman in 1981. Jenkins also anchored a second place mile relay finish, and Risenhoover finished third in the 60-yard dash and ran on the mile relay team.

Other key performers for Adams State included Brenda Jarvis, with third place finishes in both the 60-yard hurdles and 600-yard run, Connie Calkin, third in the 440-yard dash and Sharon Foster, second in the two-mile and sixth in the mile.

Other NAIA championship meet records established during the two-day events were the men's triple jump, where Texas Southern's Paul Emordi won with a 54-8 1/4 effort, the women's 440-yard dash with Carol Williams of Mississippi Valley establishing a new mark of 55.44 and the women's two-mile relay, won by Prairie View's team of Regina Bennett, Brynette Smith, Lavonda Lockett and Cathy Taylor in a time of 9:15.44.

Carol Williams was named outstanding performer in the women's division and Milan Donley of Adams State was the coach of the year winner. Sammy Epps of Southern Arkansas captured titles in the 440-yard dash and long jump, and was named the outstanding performer in the men's division. Wayland Baptist coach John Creer was voted the men's national coach of the year. 



Carol Williams
Mississippi Valley



Sammy Epps
Southern Arkansas

WOMEN'S TEAM SCORING

1. Adams State CO	67
2. Prairie View A&M TX	64
3. Wisconsin-Milwaukee	40
4. Wisconsin-Eau Claire	30
5. Midland Lutheran NE	28
6. Marquette WI	26
Mississippi Valley	26
8. Texas Southern	20
9. Moorhead State MN	19
10. Kearney State NE	14
Wayland Baptist TX	14
12. Cedarville OH	10
School of the Ozarks MO	10
14. Saginaw Valley MI	9
15. Wisconsin-Parkside	8
Fort Hays State KS	8
17. Berry GA	6
18. Hastings NE	5
19. Jamestown ND	4
Lewis and Clark OR	4
Central State OK	4
22. Wisconsin-LaCrosse	3 1/2
23. Doane NE	2
Malone OH	2
Park MO	2
26. Concordia NE	1
North Florida	1
Northwood Institute MI	1
Wisconsin-Stout	1
30. McPherson KS	1/2

MEN'S TEAM SCORING

1. Wayland Baptist TX	78
2. Texas Southern	56
3. Prairie View A&M TX	33 1/2
4. Azusa Pacific CA	30
Southern Arkansas	30
6. Central State OK	29
7. Wisconsin-LaCrosse	25
8. Oklahoma Christian	24
Adams State CO	24
10. Northwood Institute MI	23
11. Moorhead State MN	22
12. Pittsburg State KS	20
13. Park MO	13
14. Southwestern KS	12
15. Hillsdale MI	11
16. Arkansas Tech	10 1/2
17. Concordia NE	10
Manchester IN	10
19. Western State CO	9
20. Colorado Mines	8
Midland Lutheran NE	8
Missouri Baptist	8
Wisconsin-Parkside	8
24. Cedarville OH	7
Saginaw Valley MI	7
Mississippi Valley	7
27. Kearney State NE	6
28. Nebraska Wesleyan	4
Tarleton State TX	4
30. Doane NE	3 1/2
31. Berry GA	3
32. Jamestown ND	2
Ottawa KS	2
Siena Heights MI	2
Taylor IN	2
36. Ouachita Baptist AR	1 1/2
37. Lubbock Christian TX	1
Southern-New Orleans LA	1
Wayne State NE	1
Wisconsin-Stout	1

Individual Results

60-YARD DASH: 1. Innocent Egbunike, Azusa Pacific CA, 6.19; 2. Alrick Munroe, Wayland Baptist TX, 6.19; 3. Ricky Martin, Mississippi Valley, 6.31; 4. Renaldo Dawson, Texas Southern, 6.36; 5. Sammy Epps, Southern Arkansas, 6.37; 6. Coty Duling, Central State OK, 6.38.

60-YARD HIGH HURDLES: 1. Dennis Brantley, Texas Southern, 7.36; 2. John Timpson, Texas Southern, 7.37; 3. Dale Washington, Northwood Institute MI, 7.39; 4. Kevin McKinley, Prairie View A&M TX, 7.51; 5. Ray McNeal, Wayland Baptist TX, 7.57; 6. Ron Marx, Saginaw Valley MI, disq.

440-YARD DASH: 1. Sammy Epps, Southern Arkansas, 48.47; 2. Devon Morris, Wayland Baptist TX, 48.53; 3. Dennis Moore, Wayland Baptist TX, 48.83; 4. Nigel Gabriel, Texas Southern, 49.03; 5. Moses Ugbisie, Wayland Baptist TX, 50.19; 6. Alonzo Ruffin, Southern-New Orleans LA, 50.25.

600-YARD RUN: 1. Devon Morris, Wayland Baptist TX, 1:10.54; 2. Patrick Nwanguzo, Wayland Baptist TX, 1:10.84; 3. Peter Scott, Wayland Baptist TX, 1:11.76; 4. Russell Mitchell, Wayland Baptist TX, 1:12.00; 5. Kim McCoy, Northwood Institute MI, 1:12.29; 6. Mark Gregory, Park MO, 1:13.50.

880-YARD RUN: 1. Ernest Bell, Prairie View A&M TX, 1:54.58; 2. Anthony Leaks, Missouri Baptist, 1:55.10; 3. Joe Scott, Central State OK, 1:55.95; 4. Edward Thorton, Texas Southern, 1:56.06; 5. Greg Larson, Doane NE, 1:56.32; 6. Jamonty Washington, Northwood Institute MI, 1:56.45.

1,000-YARD RUN: 1. Ernest Bell, Prairie View A&M TX, 2:15.76; 2. Douglas Tudor, Colorado Mines, 2:15.79; 3. David Moore, Park MO, 2:15.84; 4. Jamonty Washington, Northwood Institute MI, 2:16.17; 5. James Miller, Berry GA, 2:16.31; 6. Alex Torrez, Lubbock Christian TX, 2:16.45.

MILE RUN: 1. Mark Steward, Adams State CO, 4:09.79; 2. John Alin, Moorhead State MN, 4:12.08; 3. Rob Moore, Cedarville OH, 4:13.01; 4. Ron Moran, Nebraska Wesleyan, 4:13.61; 5.

Glenn Mastel, Jamestown ND, 4:14.34; 6. David Metherne, Berry GA, 4:14.75.

TWO-MILE RUN: 1. Willie Walsh, Pittsburg State KS, 9:00.99; 2. Edwardo Rodriguez, Western State CO, 9:01.18; 3. Brian Lenz, Southwestern KS, 9:08.98; 4. Greg Barczak, Wisconsin-LaCrosse, 9:09.46; 5. Ken Woodard, Adams State CO, 9:13.77; 6. Mark Moleski, Saginaw Valley MI, 9:22.05.

THREE-MILE RUN: 1. Michael Nugent, Hillsdale MI, 13:58.81; 2. Tim Renzelmann, Wisconsin-Parkside, 14:00.28; 3. Robbie Hipwood, Adams State CO, 14:12.84; 4. Jim Gross, Wisconsin-LaCrosse, 14:17.74; 5. John Detro, Siena Heights MI, 14:17.86; 6. Paul Aufdemberg, Hillsdale MI, 14:21.13.

MILE RELAY: 1. Wayland Baptist TX (Patrick Nwanguzo, Peter Scott, Darrell Bowen, Russell Mitchell), 3:16.55 RECORD; 2. Texas Southern (Nigel Gabriel, Renaldo Dawson, Dennis Ketchum, Edward Thorton), 3:20.16; 3. Southern Arkansas (Roderick Henderson, Terry Ware, Al Hagan, Sammy Epps), 3:21.84; 4. Central State OK, 3:21.96; 5. Northwood Institute MI, 3:24.23; 6. Mississippi Valley State, 3:25.52.

TWO-MILE RELAY: 1. Central State OK (Joe Scott, Rodney Buss, Charles Jones, Keith Singleton), 7:44.15; 2. Moorhead State MN (Mike Thomas, Keith Haverland, John Alin, Brad Milbeck), 7:44.28; 3. Oklahoma Christian (Brent Fowler, Brett McKnight, Paul Davies, Joe Alexander), 7:45.59; 4. Wisconsin-LaCrosse, 7:52.58; 5. Southwestern KS, 7:53.50; 6. Wisconsin-Stout, 7:56.72.

DISTANCE MEDLEY RELAY: 1. Pittsburg State KS, (Matt Kuesterstepfen, Aaron Lang, Monte Hays, Willie Walsh), 10:09.27; 2. Oklahoma Christian (Brett McKnight, Don Smith, Joe Alexander, Paul Davies), 10:10.65; 3. Moorhead State MN (Keith Haverland, Brad Milbeck, Mike Thomas, John Alin), 10:10.79; 4. Southwestern KS, 10:12.04; 5. Wisconsin-LaCrosse, 10:14.40; 6. Cedarville OH, 10:16.94.

TRIPLE JUMP: 1. Paul Emordi, Texas Southern, 16.67 (54-08.25) RECORD; 2. Edward Williams, Prairie View A&M

TX, 15.58 (51-01.5); 3. Charles Nance, Park MO, 15.46 (50-80.75); 4. Emmanuel Owivri, Wayland Baptist TX, 15.12 (49-07.25); 5. Michael George, Southern Arkansas, 15.09 (49-06.25); 6. Mark Vollmer, Wayne State NE, 14.55 (47-09.0).

HIGH JUMP: 1. David Glassburn, Manchester IN, 2.18 (7-02.0); 2. Randy DeBuhr, Midland Lutheran NE, 2.13 (7-00.0); 3. Wayne Wallace, Adams State CO, 2.13 (7-00.0); 4. James Hawkins, Tarleton State TX, 2.13 (7-00.0); 5. Steve Derr, Doane NE, 2.08 (6-10.0); 5. Carl Garcia, Prairie View A&M TX, 2.08 (6-10.0).

SHOT PUT: 1. Tom Newberry, Wisconsin-LaCrosse, 18.35 (60-02.5); 2. Chris Rusher, Northwood Institute MI, 16.61 (54-06.0); 3. Dan Gushard, Kearney State NE, 16.31 (53-06.25); 4. Gilbert Hornbeak, Central State OK, 16.11 (52-10.25); 5. Mark Cornfield, Taylor IN, 15.87 (52-00.75); 6. Randy Campbell, Arkansas Tech, 15.86 (52-00.5).

POLE VAULT: 1. Patrick Gellens, Concordia NE, 5.03 (16-06.0); 2. Monte Hamilton, Arkansas Tech, 5.03 (16-00.0); 3. Mike Stevens, Oklahoma Christian, 5.03 (16-00.0); 4. Tom Burkhard, Oklahoma Christian, 4.50 (14-09.0); 5. Jimmy Elmore, Arkansas Tech, 4.50 (14-09.0); 5. Louis Davis, Ouachita Baptist AR, 4.50 (14-09.0).

LONG JUMP: 1. Sammy Epps, Southern Arkansas, 7.54 (24-09.0); 2. Paul Emordi, Texas Southern, 7.52 (24-08.25); 3. Russell Mitchell, Wayland Baptist TX, 7.35 (24-01.5); 4. Alrick Munroe, Wayland Baptist TX, 7.27 (23-10.25); 5. Gary Williams, Ottawa KS, 7.20 (23-07.5); 6. Horace Pugh, Western State CO, 7.12 (23-04.5).

WEIGHT THROW: 1. Christian Okoye, Azusa Pacific CA, 19.49 (63-11.5); 2. Phil Mann, Azusa Pacific CA, 18.77 (61-07.25); 3. John Robinson, Saginaw Valley MI, 16.94 (55-07.75); 4. Gilbert Hornbeak, Central State OK, 16.84 (55-03.0); 5. Mike Maynard, Azusa Pacific CA, 16.79 (55-01.25); 6. Tom Newberry, Wisconsin-LaCrosse, 16.07 (52-08.75).

Individual Results

60-YARD DASH: 1. Kathrene Wallace, Texas Southern, 6.88; 2. Gloria Gregory, Wisconsin-Milwaukee, 6.92; 3. Lori Risenhoover, Adams State CO, 7.05; 4. Virgie Bullie, Midland Lutheran NE, 7.08; 5. Kim Robertson, Wisconsin-Milwaukee, 7.16; 6. Gwendolyn Williams, Mississippi Valley, 7.23.

60-YARD HURDLES: 1. Maria Usifo, Texas Southern, 7.82; 2. Lavonda Luckett, Prairie View A&M TX, 8.07; 3. Brenda Jarvis, Adams State CO, 8.08; 4. Carrie Tucker, Central State OK, 8.17; 5. Melody Robinson, Midland Lutheran NE, 8.26; 6. Donna Howard, Mississippi Valley, 8.37.

440-YARD DASH: 1. Carol Williams, Mississippi Valley, 55.44 **RECORD**; 2. Virgie Bullie, Midland Lutheran NE, 56.70; 3. Connie Calkin, Adams State CO, 56.84; 4. Deidre Jackson, Prairie View A&M TX, 58.25; 5. Filipa Smith, Saginaw Valley MI, disqualified.

600-YARD RUN: 1. Lavonda Luckett, Prairie View A&M TX, 1:25.19; 2. Norrie McAfee, Prairie View A&M TX, 1:25.71; 3. Brenda Jarvis, Adams State CO, 1:28.02; 4. Lora Bolte, Kearney State MO, 1:28.96; 5. Bernice Jackson, Park MO, 1:29.55; 6. Janet Frank, Northwood Institute MI, 1:30.31.

880-YARD RUN: 1. Julie Jenkins, Adams State CO, 2:10.69 **RECORD**; 2. Anne Hills, Wisconsin-Milwaukee, 2:14.12; 3. Brynette Smith, Prairie View A&M TX, 2:16.44; 4. Teresa Lloyd, Jamestown ND, 2:16.77; 5. Regina Bennett, Prairie View A&M TX, 2:17.42; 6. Katie Class, Moorhead State MN, 2:19.08.

1000-YARD RUN: 1. Jane Romig, Cedarville OH, 2:38.19; 2. Chris Goepel, Wisconsin-Eau Claire, 2:39.23; 3. Paula Behrendt, Moorhead State MN, 2:39.24; 4. Terry Ferlic, Wisconsin-Eau Claire, 2:40.84; 5. Brynette Smith, Prairie View A&M TX, 2:41.59; 6. Kathy Neiderberger, Wisconsin-Stout, 2:41.84.

MILE RUN: 1. Kate Somers, Wisconsin-Eau Claire, 5:00.03; 2. Mary Medicus, Wisconsin-Milwaukee, 5:03.82; 3. Kara Hughes, Marquette WI, 5:07.88; 4. Sarah Hiett, Wisconsin-Parkside, 5:09.21; 5. Terri Leibfried, Marquette WI, 5:09.91; 6. Sharon Foster, Adams State CO, 5:10.50.

TWO-MILE RUN: 1. Julia Zimmer, Marquette WI, 10:49.46; 2. Sharon Foster, Adams State CO, 10:54.13; 3. Cindy Reinhart, Saginaw Valley MI, 10:59.88; 4. Kay Schoening, Moorhead State MN, 11:00.46; 5. Brenda Bergum, Wisconsin-Eau Claire, 11:01.90; 6. Adrian Lilburn, North Florida, 11:06.97.

MILE RELAY: 1. Prairie View TX, (Filipa Smith, Virginia Belevender, Sue Kotenko, Vera Pruitt), 3:51.46; 2. Adams State CO, (Connie Calkin, Jody Masser, Lori Risenhoover, Julie Jenkins), 3:52.07; 3. Wisconsin-Milwaukee, (Inabelle Thomas, Aberdeen Morton, Gloria Gregory, Kim Robertson), 3:57.95; 4. Wayland Baptist TX, 3:59.19; 5. Saginaw Valley MI, 4:05.04; 6. Mississippi Valley, disqualified.

TWO-MILE RELAY: 1. Prairie View TX, (Regina Bennett, Brynette Smith, Lavonda Luckett, Cathy Taylor), 9:15.44 **RECORD**; 2. Moorhead State MN, (Katie Class, Traci Fie, Judy Mogck, Paula Behrendt), 9:18.35; 3. Wisconsin-Eau Claire, (Chris Goepel, Kate Somers, Laura Wodyn, Terry Ferlic), 9:21.59; 4.

Midland NE, 9:26.09; 5. Marquette WI, 9:32.09; 6. Wisconsin-LaCrosse, 9:39.63.

DISTANCE MEDLEY RELAY: 1. Midland Lutheran NE, (Shelly Downer, Virgie Bullie, Susan Downer, Karla Christensen), 12:04.52; 2. Wisconsin-Milwaukee, (Anne Hills, Felicia Sutton, Lynn Bouche, Mary Medicus), 12:16.55; 3. Marquette WI, (Lynn Schlichting, Clare Look, Terri Leibfried, Kara Hughes), 12:25.38; 4. Wisconsin-Parkside, 12:36.17; 5. Wisconsin-LaCrosse, 12:40.25; 6. Saginaw Valley MI, 12:56.94.

HIGH JUMP: 1. Alberta Thomas, School of the Ozarks MO, 1.73 (5-08.0); 2. Rita Winters, Mississippi Valley, 1.70 (5-07.0); 3. Ellen Johnson, Hastings NE, 1.65 (5-05.0); 3. Michelle Tuggle, Berry GA, 1.65 (5-05.0); 5. Rochelle Moore, Malone OH, 1.65 (5-05.0); 6. Denise Race, McPherson KS, 1.65 (5-05.0); 6. Brenda Eilers, Wisconsin-LaCrosse, 1.65 (5-05.0).

SHOT PUT: 1. Beth Stuart, Kearney State NE, 14.00 (45-11.25); 2. Brenda Wolf, Fort Hays KS, 13.63 (44-08.75); 3. Loretta Fidel, Adams State CO, 13.56 (44-06.0); 4. Paige Daugherty, Lewis & Clark OR, 13.34 (43-09.25); 5. Connie Hugen, Doane NE, 13.30 (43-07.75); 6. Karen Brookens, Concordia NE, 13.30 (43-07.75).

LONG JUMP: 1. Lori Risenhoover, Adams State CO, 5.99 (19-08.0); 2. Comfort Igeh, Wayland Baptist TX, 5.99 (19-07.75); 3. Aquanetta Lowry, Mississippi Valley, 5.87 (19-03.25); 4. Deidre Jackson, Prairie View A&M TX, 5.85 (19-02.5); 5. Denise Williams, Wayland Baptist TX, 5.78 (18-11.5); 6. Yvonne Smith, Berry GA, 5.64 (18-06.0).

The name of the game

Dudley. For years it's been the name that's set the standards for quality and durability in softballs. In fact, we're the industry leader in softball manufacturing—the number one choice of players and leagues throughout the world.

Today we're also the company that's known for hard-hitting softball and baseball bats, premium quality gloves, and a full line of baseballs too.

Next chance you get, take Dudley out to the ballpark. Find out why we're America's favorite name in America's favorite pastime.



Dudley Sports Company
120 Mill Street • Dublin, PA 18917 • (215) 249-9000

% !# *%
5-13-85

✱

(WOMEN)

BRUIN TRACK
1985 SEASON'S BEST

5-13-b.

400 Relay

Steeple Chase

1500

100 High Hurdles 4-1
19.8 Sue Woolsey

400 4-1
64.2 Kay Mattson

100

800 5-4 5-4 4-9
2:20.9 Kay Mattson 2:22.8 Jodi Peters 2:55.9 Sue Woolsey

Interm. Hurdles

200 4-28 4-8
28.8 Kay Mattson 30.0 Sue Woolsey

1600 Relay

3000 4-25 4-6
12:13.4 Jodi Peters nt Kay Mattson

10,000

Pole Vault

High Jump 5-11
5-3 Sue Woolsey

Long Jump 4-13
15-4½ Sue Woolsey

Triple Jump

Shot 3-16 4-6 4-23
39-10½ Paula Wittenberg 36-8 Cheryl Funk 26-1 3/4 Sue Woolsey

Discus 4-1 4-13
145-3 Paula Wittenberg 108-5 Cheryl Funk

Avelin 4-24
85-9½ Sue Woolsey

Hammer

4/8-9
3417 Sue Woolsey

athlon

athlon

BRULIN TRACK

1945 SEASON'S BEST

5-13-85

4-13

Onie Wigley, Driesner, Young

4-25

4-20

10:16.6 Larabee

10:16.6 Guinness

10:17.7 Price

4-23

4-21

4-21

4-20

4-20

4-20

4-23

4-23

4-23

4-23

4-23

4-23

4-23

4-23

4-23

4-23

4-23

4-23

4-23

4-23

4-23

4-23

4-23

4-23

4-23

4-23

4-23

4-23

4-23

4-23

4-23

4-23

4-23

4-23

4-23

4-23

4-23

4-23

4-23

4-23

4-23

4-23

4-23

4-23

4-23

4-23

4-23

4-23

4-23

4-23

4-23

4-23

4-23

4-23

K. Ball, Graham,

4-23

4-23

4-23

4-23

4-23

4-23

4-23

4-23

4-23

4-16

4-25

4-25

4-25

4-25

4-25

4-25

4-25

4-25

4-25

4-25

Price 4-25

4-23

4-23

4-23

4-23

4-23

4-23

4-23

4-23

4-23

4-23

4-23

4-23

4-23

4-23

4-23

4-23

4-23

4-23

4-20

4-20

4-20

4-20

4-20

4-20

4-20

4-20

4-20

4-23

4-23

4-23

4-23

4-23

4-23

4-23

4-23

4-23

4-23

4-23

4-23

4-23

4-23

4-23

4-23

4-23

4-23

4-23

4-23

4-23

4-23

4-23

4-22

4-22

4-22

4-22

4-22

4-22

4-22

4-22

4-22

4-22

4-22

4-22

4-22

4-22

4-22

4-22

4-22

4-22

4-22

4-22

4-22

4-22

4-23

4-23

4-23

4-23

4-23

4-23

4-23

4-23

4-23

4-23

4-23

4-23

4-23

4-23

4-23

4-23

4-23

4-23

4-23

4-23

4-23

4-23

4-23

4-23

4-23

4-23

4-23

4-23

4-23

4-23

4-23

4-23

4-23

4-23

4-23

4-23

4-23

4-23

4-23

4-23

4-23

4-23

4-23

4-23

4-23

4-23

4-23

4-23

4-23

4-23

4-23

4-23

4-23

4-23

4-23

4-23

4-23

4-23

4-23

4-23

4-23

4-23

4-23

4-23

4-23

4-23

4-23

4-23

4-23

4-23

4-23

4-23

4-23

4-23

4-23

4-23

4-23

4-23

4-23

4-23

4-23

4-23

4-23

4-23

4-23

4-23

4-23

4-23

4-23

4-23

4-23

4-23

4-23

4-23

4-23

4-23

4-23

4-23

4-23

4-23

4-23

4-23

4-23

4-23

4-23

4-23

4-23

4-23

4-23

4-23

4-23

4-23

4-23

4-23

4-23

4-23

4-23

4-23

4-23

4-23

4-23

4-23

4-23

4-23

4-23

4-23

4-23

4-23

4-23

4-23

4-23

4-23

BRUIN TRACK
1985 Point Totals

	Lin. Pac.	L&C Whit.	WOSC	UPS Alums	Will.	Dist.	Natl.
Ball, K	6	6½	0 12½	hurt 10	hurt 12½	0 12½	—
Ball, S	5	5	5 15	25	3	0 28	—
Briesner	7	6½	1½ 14½	4½ 18¾	hurt 18¾	3 21¾	—
Gildehaus	—	—	—	—	—	—	—
Graham	14½	6½	11½ 32½	11½ 43½	10 53½	0 53½	—
Guzman	5	4	0 9	5 15	hurt 15	hurt 15	—
Larabee	2	1	3 6	1 7	5 12	10 22	—
Maddox	2	1	1 4	5 9	0 9	1 10	—
Meines	0	0	½ ½	5 5½	hurt 5½	0 5½	—
Onua	10	—	11½ 21½	11½ 32½	6 38½	12 50½	—
Price	—	—	0 0	1 1	0 1	8 9	—
Raan	5¾	—	— 5¾	— 5¾	— 5¾	4 9¾	—
Ragan	—	—	—	—	—	—	—
Roley	—	—	—	—	—	—	—
Watts	12	6	9 27	12 39	10 49	2 51	—
Whitham	13	7	10 30	10 40	10 50	12 62	—
Wigley	12	18	6 36	— 36	4 40	16 56	—
Young	6	7½	2½ 15½	9½ 24¾	9 33¾	2 35¾	—

GF 100
L 80
P 5

LC 86
GF 68

GF 61
WO 97

GF 86
UPS 67

GF 57
W 100

WO 153
WU 140
L 119
LC 97
SO 90
GF 70
NMC 43
Pac 0

BRUIN TRACK (Women)
1985 Point Totals

	Ldn. Pac.	L&C Whit.	WGSC	UPS Alums	Will.	Dist.	Natl.
Funk	4	6 10	0 10	6 16	6 22	0 22	- -
Mattson	5	6 11	5 16	10 26	6 32	0 32	- -
Peters	7	4 11	2 13	3 16	4 20	0 20	- -
Wittenberg	10	10 20	10 30	10 40	10 50	10 60	- -
Woolsey	11	13 24	8 32	3 35	13 48	11 59	- -
L	57	GF 21	GF 25	GF 32	GF 39	UoP 143	
GF	37	LC 88	WO 88	UP 61	WU 54	WO 133	
P	29					LC 93	
						WU 77	
						L 76	
						SO 62	
						GF 21	
						NNC 17	
						P 9	

BRUIN TRACK
1985 Point Totals

(Women)

	Lin. Pac.	L&C Whit.	WOSC WOSC	UPS Alums	Will.	Dist.	Natl.
Funk	4	6 6 10	0 10	6 16	6 22	0 22	-
Mattson	5	6 11	5 16	10 26	6 32	0 32	-
Peters	7	4 11	2 13	3 16	4 20	0 20	-
Wittenberg	10	10 20	10 30	10 40	10 50	10 60	-
Woolsey	11	13 24	8 32	3 36	13 48	11 59	-
L	57	GF 21	GF 25	GF 32	GF 39	UoP 143	
GF	37	LC 88	WO 88	UP 61	WU 54	WO 133	
P	29					LC 93	
						WU 77	
						L 76	
						SO 62	
						GF 20	
						NNC 47	
						P 9	

BRUIN TRACK
1985 Point Totals

	Lin. Pac.	L&C Whit.	WOSC	UPS Alums	Will. Will.	Dist. Dist.	Natl. Natl.
			0	hurt	hurt	0	-
Ball, K	6	6½	12½	10	12½ 12½	12½	-
Ball, S	5	5	15	25	3 28	0 28	-
Driesner	7	1½	1½	4½	hurt	3	-
Gi		6½	14½	18¾	18¾	21¾	-
Gildehaus	-	-	-	-	-	-	-
			11½	11½	10	0	-
Graham	14½	6½	32½	43½	53½	53½	-
			0	6	hurt	hurt	-
Guzman	5	4	9	15	15	15	-
			3	1	5	10	-
Larabee	2	1	6	7	12	22	-
			1	5	0	1	-
Maddox	2	1	4	9	9	10	-
			½	5	hurt	0	-
Meines	0	0	½	5½	5½	5½	-
			11½	11½	6	12	-
Onua	10	-	21½	32½	38½	50½	-
			0	1	0	8	-
Price	-	-	0	1	1	9	-
			-	-	-	4	-
Raan	5¾	-	5¾	5¾	5¾	9¾	-
			-	-	-	-	-
Ragan	-	-	-	-	-	-	-
			-	-	-	-	-
Roley	-	-	-	-	-	-	-
			9	12	10	2	-
Watts	12	6	27	39	49	51	-
			10	10	10	12	-
Whitham	13	7	30	40	50	62	-
			6	-	4	16	-
Wigley	12	18	36	36	40	40	-
			2½	9½	9	2	-
Young	6	7½	15½	24¾	33¾	35¾	-

GF 100
L 80
P 5

LEC886
GF 68

GF 61
WO WO 97

GF 886
UPS 67

GF 57
W 100

WO 153
WU 140
L 119
LC 97
SO 90
GF 70
NNC 43
Pac 0

*Brum iron
1975*

DISTRICT 2 MEET ENTRIES (WOMEN)

100m (13.1)

1. Sheron Wegener	WOSC	12.5	
2. Cathy Seuell	WOSC	12.7	
3. Shana Galloway	NNC	12.8	
4. Kim Klein	Will	12.8	
5. Carrie Pizer	UP	12.83	FAT
6. Laurie Hanson	WOSC	12.9	
7. Alice Best	SOSC	12.9	
8. Diane Williams	SOSC	12.9	
9. Lisa Nichols	Lin	12.9	
10. Nancy Nemarnik	UP	13.1	
11. Dayna Brunson	SOSC	13.1	
12. Helga Arnadottir	L&C	13.4	
13. Liz Ardinger	L&C	13.7	
14. Cathy Buhler	UP	nt	

200m (27.0)

1. Carrie Pizer	UP	25.8	
2. Sheron Wegener	WOSC	26.2	
3. Cathy Seuell	WOSC	26.2	
4. Cathy Buhler	UP	26.2	
5. Shana Galloway	NNC	26.6	
6. Alice Best	SOSC	26.7	
7. Lisa Nichols	Lin	26.9	
8. Dayna Brunson	SOSC	27.0	
9. Kim Klein	Will	27.1	
10. Shelly Woodside	Lin	27.1	
11. Laurie Hanson	WOSC	27.2	
12. Helga Arnadottir	L&C	27.8	
13. Nancy Nemarnik	UP	27.84	FAT
14. Lisa Jacobs	L&C	28.2	
15. Liz Ardinger	L&C	28.7	
16. Sarah Lowell	L&C	28.8	
17. Linda Brock	UP	nt	

400m (62.8)

1. Petra Johnson	Lin	57.0	
2. Carrie Pizer	UP	58.05	FAT
3. Jeanette Blum	Will	60.3	
4. Cathy Buhler	UP	60.3	
5. Kathryn O'Leary	WOSC	61.8	
6. Sheron Wegener	WOSC	62.0	
7. Theresa Kosztics	UP	62.25	FAT
8. Kathy Healey	WOSC	62.5	
9. Holly Duncan	NNC	63.1	
10. Paulette Marks	L&C	64.4	
11. Jodi Peters	GFC	nt	

800m (2:24.2)

1. Linda Brock	UP	2:15.95	
2. Julie Blum	Will	2:19.7	
3. Cathy Buhler	UP	2:21.3	
4. Kay Mattson	GFC	2:21.4	
5. Kathryn O'Leary	WOSC	2:22.3	
6. Kathy Healey	WOSC	2:22.4	
7. Theresa Kosztics	UP	2:22.7	
8. Ann Manning	UP	2:23.6	
9. Jodi Peters	GFC	2:25.1	
10. Lisa Sieverling	Lin	2:25.1	
11. Tammy Young	WOSC	2:26.5	
12. Megan Finaly	L&C	2:27.4	
13. Cathy Leong	Pac	2:29.1	
14. Jana Zellmer	NNC	2:29.1	
15. Kathy Perham	L&C	2:29.4	
16. Susan Murray	L&C	2:30.0	

1500m (4:56.2)

1. Ann Manning	UP	4:31.04	FAT
2. Clare Krill	UP	4:36.16	FAT
3. Mary Hillenkamp	UP	4:51.2	
4. Julie O'Leary	WOSC	4:52.1	
5. Kathy Healy	WOSC	4:58.0	
6. Susan Murray	L&C	4:59.4	
7. Janet Mortensen	Lin	5:02.3	
8. Kelli Cammack	Will	5:03.1	
9. Megan Finaly	L&C	5:09.2	
10. Beth Campbell	Pac	5:11.1	
11. Julie Mullin	UP	nt	
12. Jana Zellmar	NNC	nt	
13. Diana Fitz	NNC	nt	

3000m (10:40.4)

1. Ann Manning	UP	9:23.8	
2. Clare Krill	UP	9:50.1	
3. Kara Crisifulli	Will	9:57.35	
4. Kristy Johnston	UP	10:00.3	
5. Milly Ostlund	UP	10:14.1	
6. Julie Mullin	UP	10:20.0	
7. Mary Hillenkamp	UP	10:36.1	
8. Susan Murray	L&C	10:56.7	
9. Laura Lewallen	L&C	11:05.9	
10. Pam Blackman	WOSC	11:07.1	
11. Laurie Underwood	L&C	11:13.4	
12. Kathleen Welland	L&C	11:15.5	
13. Kathryn Kurtz	L&C	11:39.6	

5000m (19:11.9)

1.	Ann Manning	UP	16:35.10
2.	Clare Krill	UP	17:06.84
3.	Kristy Johnston	UP	17:18.0
4.	Kara Crisifulli	Will	17:21.8
5.	Molly Ostlund	UP	17:44.0
6.	Julie Mullin	UP	18:15.0
7.	Tammy Jarolimek	WOSC	18:33.1
8.	Susan Murray	L&C	18:46.4
9.	Julie Richardson	WOSC	18:55.7
10.	Jenny Sanders	Will	18:59.7
11.	Krista Dierks	Will	19:05.0
12.	Kathleen Welland	L&C	19:53.0
13.	Laurie Underwood	L&C	19:54.0
14.	Kathryn Kurtz	L&C	20:38.0
15.	Cathy Hiatt	SOSC	nt

10000m (none)

1.	Clare Krill	UP	35:00.14
2.	Kristy Johnston	UP	37:12.45
3.	Jenny Sanders	Will	40:23.0
4.	Laura Lewallen	L&C	42:10.3
5.	Kathleen Welland	L&C	42:45.74
6.	Katy Hannon	Lin	nt
7.	Cathy Hiatt	SOSC	nt
8.	Molly Ostlund	UP	nt
9.	Tammy Jarolimek	WOSC	nt

DISCUS (110-8)

①	Paula Wittenberg	GFC	145-3
2.	Wanda Strutko	L&C	136-2
3.	Cyd McCormick	WOSC	130-3
4.	Debbie Garrison	SOSC	130-0
5.	Paige Dougherty	L&C	124-2
6.	Torie Myers	Pac	116-8
7.	Robyn Mann	L&C	115-3
8.	Catherine McDonald	Pac	109-6
⑨	Cheryl Funk	GFC	108-5
10.	Chris Suess	Will	99-7

SHOTPUT (35-10)

1.	Paige Dougherty	L&C	45-3½
2.	Debbie Garrison	SOSC	39-11
③	Paula Wittenberg	GFC	39-10½
4.	Allyson Kendall	WOSC	39-9
5.	Vickie Hissong	WOSC	38-11½
6.	Robyn Mann	L&C	38-10
7.	Wanda Strutko	L&C	38-2
8.	Cheryl Funk	GFC	36-8
9.	Chris Suess	Will	36-4½

JAVELIN (111-7)

1.	Regina Norris	Pac	154-10
2.	Debbie Barnhurst	WOSC	148-1
3.	Sandy Bean	SOSC	147-7
4.	Cyd McCormick	WOSC	145-6
5.	Karen Carpenter	NNC	131-4
6.	Paige Dougherty	L&C	108-7
7.	Janet Kornegay	L&C	102-4
8.	Chris Suess	Will	94-4

HIGH JUMP (4'11")

①	Sue Woolsey	GFC	5-2½
2.	Lisa Jacobs	L&C	5-2
3.	Kathy Moore	Will	5-2
4.	Lisa Hertz	SOSC	5-2
5.	Sandy Duchow	L&C	5-0
6.	Kathleen Kincheloe	Lin	5-0
7.	Sarah Lowell	L&C	4-10½
8.	Sharon Jensen	WOSC	4-10
9.	Tisha Steimle	L&C	4-10

LONG JUMP (16-1)

1.	Sharon Jensen	WOSC	17-5
2.	Mary Dodson	SOSC	17-4
3.	Sandy Duchow	L&C	16-9
4.	Joyce Klien	WOSC	16-8
5.	Shelly Woodside	Lin	16-7½
6.	Lisa Jacobs	L&C	16-2½
7.	Sarah Lowell	L&C	16-1½
⑧	Sue Woolsey	GFC	15-4½

100m H (17.3)

1.	Shelly Woodside	Lin	15.4
2.	Lisa Jacobs	L&C	15.5
3.	Sharon Jensen	WOSC	16.2
4.	Sarah Lowell	L&C	16.3
5.	Joyce Klien	WOSC	16.8
6.	Melinda Carter	NNC	17.5
7.	Gina Walker	SOSC	18.0
8.	Kathy Moore	Will	18.4

400m H (1:12.9)

1.	Petra Johnson	Lin	1:04.7
2.	Ila Amos	SOSC	1:05.3
3.	Linda Brock	UP	1:06.8
4.	Lisa Jacobs	L&C	1:09.4
5.	Sharon Jensen	WOSC	1:09.4
6.	Melinda Carter	NNC	1:12.67

4x400 RELAY

1.	UP (Nemarnik, Buhler, Brock, Pizer)	50.41	FAT
2.	SOSC (Best, Patrick, Brunsdon, Williams)	51.3	
3.	Lin (Nichols, Johnson, Woodside, Thomson)	51.4	
4.	WOSC (Seuell, Hanson, Kurtz, Wegener)	51.6	
5.	Will (Blum, Blum, McKenzie, Klein)	52.1	
6.	NNC (Galloway, Tucker, Carter, Duncan)	52.17	
7.	L&C (Ardinger, Arnadottir, Jacobs, Duchow)	52.4	

4x400 RELAY

1.	UP (Nemarnik, Buhler, Brock, Pizer)	4:03.8	
2.	WOSC (Wegener, Jensen, Healey, O'Leary)	4:12.4	
3.	L&C (Marks, Jacobs, Finaly, Murray)	4:17.2	
4.	Will (Blum, McKenzie, Klein, Blum)	4:21.2	
5.	SOSC (Best, Amos, Williams, Dodson)	nt	
6.	NNC (Duncan, Fitz, Carter, Zellmar)	nt	

4x800 RELAY

1.	UP (Brock, Kosztics, Buhler, Mullin)	9:35.1	
2.	L&C (Murray, Finaly, Underwood, Kurtz)	nt	
3.	WOSC (O'Leary, Healey, Howard, Young)	nt	
4.	Will (Alexander, Jones, Pressler, Blum)	nt	

SPRINT MEDLEY RELAY

1.	Lin (Preiss, Graham, Nichols, Sieverling)	2:02.0
2.	NNC (Tucker, Carter, Galloway, Duncan)	1:58.5
3.	L&C (Ardinger, Arnadotti, Jacobs, Finaly)	nt
4.	SOSC (Brunsdon, Amos Williams, Best)	nt
5.	WOSC (Seuell, Hanson, Jensen, O'Leary)	nt
6.	Will (Blum, McKenzie Klein, Blum)	nt

FIRST DAY

31st ANNUAL

DISTRICT 2 TRACK & FIELD CHAMPIONSHIPS



George Fox College
Newberg, Oregon

MAY 10-11, 1985

men

	Marathon	Decathlon	10,000 m	Discus	Long Jump	High Jump	Hammer	Steeplechase
GEORGE FOX COLLEGE	14	8 22	0 22	9 31	0 31	8 39	6 45	0 45
LENNIS & CLARK	0	4 4	1 5	8 13	0 13	2 15	10 25	7 32
LINCOLN	8	0 8	16 24	0 24	10 34	0 34	1 35	0 35
NORTHWEST NAZARENE	3	6 9	0 9	0 9	0 9	0 9	0 9	10 19
PACIFIC	0	0 0	0 0	0 0	0 0	0 0	0 0	0 0
SOUTHERN OREGON	6	0 6	0 6	14 20	0 20	14 34	0 31	0 34
WESTERN OREGON	0	11 11	0 11	0 11	11 22	6 28	12 40	6 46
WILLAMETTE	0	2 2	14 16	0 16	10 26	1 27	2 29	8 37

Memorandum

GEORGE FOX COLLEGE	-	Marathon	1	1	0	0	0	8	0	0	0	0	0	0
	8	Heptathlon	24	8	1	2	0	9	2	46	48	2	2	9
LEWIS & CLARK	16	4x 800 Relay	32	14	1	34	1	12	0	48	50			
	10	Long Jump	0	14	1	20	0	0	0	20	20	8		
LINFIELD	4	3000m	4	4	5	0	0	0	0	0	0	0	0	0
	4	Discus	4	1	5	0	0	0	0	0	0	0	0	0
NORTHWEST NAZARENE	-	10,000 m	4	4	5	5	5	5	5	5	5	5	5	5
	4	Sprint medley Relay	4	4	5	5	5	5	5	5	5	5	5	5
PACIFIC	-		-	-	-	-	-	-	-	-	-	-	-	-
	-		-	-	-	-	-	-	-	-	-	-	-	-
SOUTHERN OREGON	-		-	-	-	-	-	-	-	-	-	-	-	-
	-		-	-	-	-	-	-	-	-	-	-	-	-
UNIV. OF PORTLAND	-		-	-	-	-	-	-	-	-	-	-	-	-
	-		-	-	-	-	-	-	-	-	-	-	-	-
WESTERN OREGON	8		8	10	4	0	4	4	4	1	43			
	16		16	24	34	34	38	42	43					
WILLAMETTE	-		-	6	0	6	0	15	6					
	-		-	6	6	12	12	27	33					

1985 DISTRICT CHAMPIONSHIPS
MEN

EVENT: 10000m			
Place	Name	Time	School
		Ht/Dist.	
1.	James Wyatt	31:47	Lin
2.	Paul Yunker	31:50	WU
3.	David Gilroy	31:54	WU
4.	Bob Frost	32:17	Lin
5.	Ray Whitlow	32:18	Lin
6.	Jeff Wilson	32:47	L&C
7.			
8.			

EVENT: 3000m STEEPLECHASE			
Place	Name	Time	School
		Ht/Dist.	
1.	John Oord	9:31.5	NNC
2.	James Edmark	9:32.7	WU
3.	Ken James	9:37.5	WOSC
4.	Duke Ritenhouse	9:42.0	L&C
5.	Ron Ares	9:47.3	L&C
6.	Tom Gaiger	9:52.2	L&C
7.			
8.			

EVENT: DISCUS			
Place	Name	Time	School
		Ht/Dist.	
1.	Jim Parker	154-5	SOSC
2.	Deron Lord	153	L&C
3.	Nathan Whitham	151-5	GFC
4.	Randy Settell	150-4	SOSC
5.	Mike Watts	148-6	GFC
6.	Paul Maddox	145-7	GFC
7.			
8.			

EVENT:			
Place	Name	Time	School
		Ht/Dist.	
1.			
2.			
3.			
4.			
5.			
6.			
7.			
8.			

EVENT: LONG JUMP			
Place	Name	Time	School
		Ht/Dist.	
1.	Larry Conaway	22-4 3/4	WOSC
2.	Kevin Connors	22-3	WU
3.	Kelly Ferrenburg	21-10 1/2	Lin
4.	Dave Erickson	21-9 1/2	Lin
5.	Randy Folker	21-6	WU
6.	Ron Mobley	21-4	WOSC
7.			
8.			

EVENT:			
Place	Name	Time	School
		Ht/Dist.	
1.			
2.			
3.			
4.			
5.			
6.			
7.			
8.			

EVENT: HAMMER THROW			
Place	Name	Time	School
		Ht/Dist.	
1.	Deron Lord	160-6	L&C
2.	Scott Polen	157-10	WOSC
3.	Nathan Whitham	156-4	GFC
4.	Larry Burris	151-11	WOSC
5.	Jim Gorman	151-9	WU
6.	Kyle Kobow	148-7	Lin
7.			
8.			

EVENT:			
Place	Name	Time	School
		Ht/Dist.	
1.			
2.			
3.			
4.			
5.			
6.			
7.			
8.			

EVENT: HIGH JUMP			
Place	Name	Time	School
		Ht/Dist.	
1.	Joe Hill	6-8 1/2	SOSC
2.	Keith Wigley	6-5	GFC
3.	Larry Conaway	6-3	WOSC
4.	Shaun Granger	6-1	SOSC
5.	Pat Meyer	6-1	L&C
6.	Scott Healy	5-11	WU
7.			
8.			

EVENT:			
Place	Name	Time	School
		Ht/Dist.	
1.			
2.			
3.			
4.			
5.			
6.			
7.			
8.			

MEN'S RUNNING EVENTS

PRELIMINARY RESULTS

	Place	Name	School	Time
EVENT <u>110m HH</u>	1.	Adolphus Onua	(214) GFC	14.1
	2.	Curtis Thorne	(470) WU	15.3
Heat <u>1</u>	3.	Bob DeVildere	(446) WU	15.3
	4.	John Albrecht	(275) Lin	15.4
	5.	Colin Johnstone	(289) Lin	15.8
	6.	Larry Conaway	(405) WOSC	15.8
	7.			
	8.			
EVENT <u>110m HH</u>	1.	Tim Rupp	(360) SOSC	14.7
	2.	Tyler Graham	(456) WU	15.1
Heat <u>2</u>	3.	Jeff Gedrose	(452) WU	15.3
	4.	Craig McKee	(464) WU	15.6
	5.	Dave Hohl	(288) Lin	15.7
	6.	Keith Wigley	(221) GFC	16.3
	7.			
	8.			
EVENT <u>400m</u>	1.	Mike Gilbert	(315) NNC	49.0
	2.	Jim Fahey	(407) WOSC	49.7
Heat <u>1</u>	3.	Sid Elliott	(450) WU	49.8
	4.	Andre Pruitt	(297) Lin	50.3
	5.	Mark Young	(222) GFC	50.5
	6.			
	7.			
	8.			
EVENT <u>400m</u>	1.	Karl Findling	(408) WOSC	49.1
	2.	Dean Raan	(216) GFC	49.6
Heat <u>2</u>	3.	David Searce	(469) WU	49.8
	4.	Rick Catalani	(443) WU	50.0
	5.	Mike Henderson	(316) NNC	52.9
	6.			
	7.			
	8.			
EVENT <u>100m</u>	1.	Tom Mell	(254) L&C	11.0
	2.	Brian Gilstrap	(453) WU	11.1
Heat <u>1</u>	3.	Dave Brickson	(283) Lin	11.1
	4.	Tim Biamont	(402) WOSC	11.2
	5.	Darren McGill	(416) WOSC	11.5
	6.			
	7.			
	8.			
EVENT <u>100m</u>	1.	Torrae Harry	(409) WOSC	10.8
	2.	Rich Torquato	(471) WU	10.9
Heat <u>2</u>	3.	Greg Beery	(242) L&C	10.9
	4.	Kelly Ferrenburg	(284) Lin	11.2
	5.	Dave Rogers	(320) NNC	11.4
	6.	Harry Mamizuka	(253) L&C	11.4
	7.			
	8.			

MEN'S RUNNING EVENTS

PRELIMINARY RESULTS

	Place	Name	School	Time
EVENT <u>400m IH</u>	1.	Bob DeVyldere	(446) WU	55.3
	2.	Scott Wallace	(321) NNC	55.7
Heat <u>1</u>	3.	Tyler Graham	(456) WU	55.8
	4.	Jason Sele	(424) WOSC	56.1
	5.	Tim Clark	(244) L&C	57.1
	6.			
	7.			
	8.			
EVENT <u>400m IH</u>	1.	Dave Driesner	(207) GFC	56.1
	2.	Dave Erickson	(283) Lin	56.9
Heat <u>2</u>	3.	Tim Rupp	(360) SOSC	57.2
	4.	Randy Folker	(451) WU	57.2
	5.			
	6.			
	7.			
	8.			
EVENT _____	1.			
	2.			
Heat _____	3.			
	4.			
	5.			
	6.			
	7.			
	8.			
EVENT _____	1.			
	2.			
Heat _____	3.			
	4.			
	5.			
	6.			
	7.			
	8.			
EVENT _____	1.			
	2.			
Heat _____	3.			
	4.			
	5.			
	6.			
	7.			
	8.			

1985 DISTRICT CHAMPIONSHIPS

WOMEN

EVENT: 4x800 RELAY				EVENT: SPRINT MEDLEY RELAY			
Place	Name	Time Ht/Dist.	School	Place	Name	Time Ht/Dist.	School
1.		9:50.0	WOSC	1.		1:50.8	UP
2.		10:32.7	L&C	2.		1:51.9	Lin
3.		11:16.0	WU	3.		1:54.2	WU
4.				4.		1:54.8	SOSC
5.				5.		1:55.5	L&C
6.				6.		1:55.6	WOSC
7.				7.			
8.				8.			
EVENT: WOMEN'S LONG JUMP				EVENT:			
Place	Name	Time Ht/Dist.	School	Place	Name	Time Ht/Dist.	School
1.	Mary Dodson	17-0 $\frac{1}{4}$	SOSC	1.			
2.	Sharon Jensen	16-11 $\frac{3}{4}$	WOSC	2.			
3.	Shelly Woodside	16-10	Lin	3.			
4.	Pam Patrick	15-10 $\frac{3}{4}$	SOSC	4.			
5.	Sandy Duchow	15-10 $\frac{1}{4}$	L&C	5.			
6.	Chris Chua	14-6 $\frac{3}{4}$	NNC	6.			
7.				7.			
8.				8.			
EVENT: 3,000m				EVENT:			
Place	Name	Ht/Dist.	School	Place	Name	Ht/Dist.	School
1.	Ann Manning	9:33.6	UP	1.			
2.	Claire Krill	9:48.7	UP	2.			
3.	Kara Crisifulli	10:04.4	WU	3.			
4.	Kristy Johnston	10:08.4	UP	4.			
5.	Mary Hillenkamp	10:23.6	UP	5.			
6.	Julie Mullin	10:37.9	UP	6.			
7.				7.			
8.				8.			
EVENT: DISCUS				EVENT:			
Place	Name	Ht/Dist.	School	Place	Name	Ht/Dist.	School
1.	Wanda Strutko	140-3	L&C	1.			
2.	Paula Wittenberg	132-10	GFC	2.			
3.	Debbie Garrison	127-10	SOSC	3.			
4.	Cyd McCormick	126-5	WOSC	4.			
5.	Paige Daugherty	118	L&C	5.			
6.	Torie Myers	115	Pac	6.			
7.				7.			
8.				8.			
EVENT: 10,000m				EVENT:			
Place	Name	Ht/Dist.	School	Place	Name	Ht/Dist.	School
1.	Molly Ostlund	37:41.1	UP	1.			
2.	Marilyn Fishback	40:05.9	WU	2.			
3.	Jenny Sanders	40:21.1	WU	3.			
4.	Tammy Jarolimek	41:26.3	WOSC	4.			
5.	Kathleen Welland	41:49.8	L&C	5.			
6.	Krista Dierks	42:04.0	WU	6.			
7.				7.			
8.				8.			

WOMEN'S RUNNING EVENTS

PRELIMINARY RESULTS

	Place	Name	School	Time
EVENT <u>100m</u>	1.	Sharon Wegener (399)	WOSC	12.5
	2.	Cathy Buhler (372)	UP	12.7
Heat <u>1</u>	3.	Kim Klein (435)	WU	12.8
	4.	Shana Galloway (309)	NNC	13.0
	5.	Dayna Brunson (338)	SOSC	13.1
	6.	Alice Best (337)	SOSC	13.3
	7.			
	8.			
EVENT <u>100m</u>	1.	Carrie Pizer (381)	UP	12.6
	2.	Cathy Seuell (398)	WOSC	12.7
Heat <u>2</u>	3.	Lisa Nichols (270)	Lin	12.8
	4.	Laurie Hanson (385)	WOSC	12.9
	5.	Diane Williams (345)	SOSC	13.2
	6.			
	7.			
	8.			
EVENT _____	1.			
	2.			
Heat _____	3.			
	4.			
	5.			
	6.			
	7.			
	8.			
EVENT _____	1.			
	2.			
Heat _____	3.			
	4.			
	5.			
	6.			
	7.			
	8.			
EVENT _____	1.			
	2.			
Heat _____	3.			
	4.			
	5.			
	6.			
	7.			
	8.			

NAIA DISTRICT 2 RECORDS (Women)

100m	12.1	Antonette Blythe	Northwest Nazarene	1983
200m	25.6	Tammy Moland	Willamette	1984
400m	58.7	Kelly Wosepka	Univ. of Portland	1983
800m	2:17.2	Gayle Roth	Willamette	1983
1500m	4:42.1	Michelle Wentzel	Western Oregon State	1984
3000m	9:57.5	Bridget Cooke	Western Oregon State	1983
5000m	17:28.6	Bridget Cooke	Western Oregon State	1983
10000m	37:45.0	Kathy Keller	Univ. of Portland	1983
100 HH	15.2	Sandy Stearns	Western Oregon State	1984
400 IH	1:04.6	Cindy Fulks	Western Baptist	1983
		Gayle Roth	Willamette	1984
400 Relay	49.0	Galloway, Price, Johnson, Blythe	Northwest Nazarene	1984
Mile Relay	4:03.3	Moland, Meredith, Slavich, Roth	Willamette	1984
Long Jump	18-2 3/4	Cindy Fulks	Western Baptist	1983
High Jump	5-8	Sandy Stearns	Western Oregon State	1984
Shotput	45-10 1/4	Paige Daugherty	Lewis & Clark	1984
Discus	139-1	Paula Wittenberg	George Fox	1984
Javelin	150-10	Kathy Sanders	Linfield	1984
Heptathlon	4845	Sandy Stearns	Western Oregon State	1984
4x880 Relay	10:05.7	Alexander, Jones, Rose, L. Robinson	Willamette	1983
Marathon	3:06.47	Nadine Price	Linfield	1984
880 Medley Relay	1:50.4	Moland, Klein, Slavich, Roth	Willamette	1984

NAIA DISTRICT 2 RECORDS (Men)

100m	10.4	Gregg Griffin	George Fox	1977
		Terry Hendrix	Southern Oregon State	1983
200m	21.1	Keith Shriver	Linfield	1969
		Mark Burt	Pacific	1976
400m	47.2	Carl Shaw	Linfield	1976
800m	1:50.8	Bruce Vogel	Oregon College	1972
1500m	3:49.7	Steve Hills	Northwest Nazarene	1975
Steeplechase	8:53.9	Kelly Jensen	Southern Oregon State	1978
5000m	14:22.4	Steve Blikstad	George Fox	1979
10000m	30:25.3	Don Stearns	Eastern Oregon State	1981
110 HH	14.0	Rick Fergesen	Lewis & Clark	1977
400 IH	52.1	Tim Gilbert	Northwest Nazarene	1978
400 Relay	41.7	Carter, Lazelle, Smith, King	Linfield	1976
		Koroma, Reynolds, Neeley, Griffin	George Fox	1978
Mile Relay	3:14.8	Lazelle, Minors, Carter, Shaw	Linfield	1976
Shotput	56-5 1/2	Ken Patera	Portland State	1963
Discus	170-11	Harland Yriarte	Southern Oregon State	1969
Javelin	249-6	Tony Grant	Oregon Tech	1972
Hammer	173-11	Todd Goergen	Willamette	1984
High Jump	6-10 1/4	Scott Wallace	Willamette	1980
Long Jump	24-3/4	Ron Mobley	Western Oregon State	1984
Triple Jump	48-10 1/4	Randy Jones	Pacific	1979
Pole Vault	15-7 3/4	Mark Unicume	Northwest Nazarene	1984
Decathlon	7154	Mark Burt	Pacific	1976
Marathon	2:22:06	Larry Miller	Southern Oregon State	1974
10K Walk	46:46.5	Sam Shick	Lewis & Clark	1981

GEORGE FOX COLLEGE

Women's

Coach: Rob Parker

- 200. Funk, Cheryl
- 201. Mattson, Kay
- 202. Peters, Jodi
- 203. Wittenberg, Paula
- 204. Woolsey, Sue

Men's Coach: Rich Allen

- 205. Ball, Kevin
- 206. Ball, Scott
- 207. Driesner, Dave
- 208. Gildehaus, Jerred
- 209. Graham, Steve
- 210. Guzman, Jeff
- 211. Larabee, Dwight
- 212. Maddox, Paul
- 213. Meines, Ken
- 214. Onua, Adolphus
- 215. Price, Dan
- 216. Raan, Dean
- 217. Ragan, Scott
- 218. Roley, Ron
- 219. Watts, Mike
- 220. Whitham, Nathan
- 221. Wigley, Keith
- 222. Young, Mark

LEWIS & CLARK COLLEGE

Women's

Coach: David Fix

- 223. Ardinger, Liz
- 224. Arnadottir, Helga
- 225. Daugherty, Paige
- 226. Duchow, Sandy
- 227. Finaly, Megan
- 228. Jacobs, Lisa
- 229. Kornegay, Janet
- 230. Kurtz, Kathryn
- 231. Lewallen, Laura
- 232. Lowell, Sarah
- 233. Mann, Robyn
- 234. Marks, Paulette
- 235. Murray, Susan
- 236. Perham, Kathy
- 237. Steimle, Tisha
- 238. Strutko, Wanda
- 239. Underwood, Laurie
- 240. Welland, Kathleen

Men's Coach: David Fix

- 241. Ares, Ron
- 242. Beery, Greg
- 243. Carrigan, Cy
- 244. Clark, Tim
- 245. Coombs, Randy
- 246. Damm, Mike
- 247. Dippolito, Bill
- 248. Dunn, Rob
- 249. Fisher, Steve
- 250. Geiger, Tom
- 251. Jones, Trent
- 252. Lord, Deron
- 253. Mamizuka, Harry
- 254. Mell, Tom
- 255. Meyer, Pat
- 256. Pressley, Mike
- 257. Rebischke, Armand
- 258. Reynolds, Kirk
- 259. Ritenhouse, Duke
- 260. Ropes, Toby
- 261. Shaw, Loren
- 262. Trotter, David
- 263. Wegner, Doug
- 264. Wilson, Jeff

LINFIELD COLLEGE

Women's

Coach: Rudy Pearson

- 265. Graham, Lori
- 266. Hannon, Katy
- 267. Johnson, Petra
- 268. Kincheloe, Kathleen
- 269. Mortensen, Janet
- 270. Nichols, Lisa
- 271. Preiss, Lorraine
- 272. Sieverling, Lisa
- 273. Thomson, Mary
- 274. Woodside, Shelly

Men's Coach: George Oja

- 275. Albrecht, John
- 276. Alward, Joe
- 277. Bowman, Jeff
- 278. Brown, Curtis
- 279. Carlson, Kip
- 280. Culbert, Greg
- 281. Cunningham, Derwin
- 282. Dean, Doug
- 283. Erickson, Dave
- 284. Ferrenburg, Kelly
- 285. Friess, Mike
- 286. Frost, Bob
- 287. Gore, Jesse
- 288. Hodl, Dave
- 289. Johnstone, Colin
- 290. Kemp, Carl
- 291. Kobow, Kyle
- 292. Lingenfelter, Dana
- 293. Marsters, Kele
- 294. O'Leary, Dan
- 295. Pettis, Dwayne
- 296. Prevedello, John
- 297. Pruitt, Andre
- 298. Townlin, Tracy
- 299. Voyles, Scott
- 300. Wagner, Dave
- 301. Whitlow, Ray
- 302. Will, Greg
- 303. Wyatt, James

NORTHWEST NAZARENE COLLEGE

Women's

Coach: Jean Horwood

- 304. Carpenter, Karen
- 305. Carter, Melinda
- 306. Chua, Chris
- 307. Duncan, Holly
- 308. Fitz, Diana
- 309. Galloway, Shana
- 310. Tucher, Clydine
- 311. Zellmer, Jana

Men's Coach: Paul R. Taylor

- 312. Curl, Steve
- 313. Donaldson, Marty
- 314. Edwards, Doug
- 315. Gilbert, Mike
- 316. Henderson, Mike
- 317. Maves, Randy
- 318. Oord, John
- 319. Richards, Ron
- 320. Rogers, Dave
- 321. Wallace, Scott
- 322. Wyborne, Hank
- 323. Yerger, Steve
- 324. Young, Mark

PACIFIC UNIVERSITY

Women's

Coach: Greg Jacob

- 325. Campbell, Beth
- 326. Leong, Cathy
- 327. McDonald, Catherine
- 328. Myers, Torie
- 329. Norris, Regina

Men's Coach: Joe Boyd

- 330. Crutch, Carlos
- 331. Harwell, Donald
- 332. Ogden, John
- 333. Ripley, John
- 334. Young, Ford

SOUTHERN OREGON STATE

Women's

Coach: Gerald Insley

- 335. Amos, Ila
- 336. Bean, Sandy
- 337. Best, Alice
- 338. Brunsdon, Dayna
- 339. Dodson, Mary
- 340. Garrison, Debbie
- 341. Hertz, Lisa
- 342. Hiatt, Cathy
- 343. Patrick, Pam
- 344. Walker, Gina
- 345. Williams, Diane

Men's Coach: Monty Cartwright

- 346. Beck, David
- 347. Bieberdorf, Darren
- 348. Collins, Todd
- 349. Doverberg, Cary
- 350. Fulton, Jim
- 351. Granger, Shaun
- 352. Hill, Joe
- 353. Jones, Phil
- 354. Martin, Scott
- 355. McClellan, Clint
- 356. McCoy, Bryan
- 357. McCloughlin, Kevin
- 358. Munro, Jeff
- 359. Parker, Ivan Jim
- 360. Rupp, Tim
- 361. Roskoski, Ron
- 362. Settell, Randy
- 363. Schaan, Mike
- 364. Taylor, Kevin
- 365. Tompkins, Dan
- 366. Volkman, Jim
- 367. Walker, Tyler
- 368. Wesphal, Mark
- 369. Willaman, Mark
- 370. Young, Willie

UNIVERSITY OF PORTLAND

Women's

Coach: Mike Johnson

- 371. Brock, Linda
- 372. Buhler, Cathy
- 373. Hillenkamp, Mary
- 374. Johnston, Kristy
- 375. Kosztics, Theresa
- 376. Krill, Clare
- 377. Manning, Ann
- 378. Mullin, Julie
- 379. Nemarnik, Nancy
- 380. Ostlund, Molly
- 381. Pizer, Carrie

WESTERN OREGON STATE

Women's

Coach: Don Spinas

- 382. Barnhurst, Debbie
- 383. Blackman, Pam
- 384. Dick, Debra
- 385. Hanson, Laurie
- 386. Healey, Kathy
- 387. Hissong, Vickie
- 388. Howard, Radona
- 389. Jarolimek, Tammy
- 390. Jensen, Sharon
- 391. Kendall, Allyson
- 392. Klien, Joyce
- 393. Kurtz, Sandra
- 394. McCormick, Cyd
- 395. O'Leary, Julie
- 396. O'Leary, Kathryn
- 397. Richardson, Julie
- 398. Seuell, Cathy
- 399. Wegener, Sheron
- 400. Young, Tammy

Men's Coach: Don Spinas

- 401. Anderson, Scott
- 402. Biamont, Tim
- 403. Burris, Larry
- 404. Carter, Kelly
- 405. Conaway, Larry
- 406. Dixon, Mike
- 407. Fahey, Jim
- 408. Findling, Karl
- 409. Harry, Torrae
- 410. Howard, Terry
- 411. James, Ken
- 412. Keisur, Mike
- 413. Ladd, Doug
- 414. Lind, Brandt
- 415. McClelland, Mike
- 416. McGill, Darren
- 417. McHugh, John M.
- 418. McNealy, Shaun
- 419. Mobley, Ron
- 420. Nelson, Eric
- 421. Pohl, Greg
- 422. Polen, Scott
- 423. Randle, Pat
- 424. Sele, Jason
- 425. Sherry, Nelson
- 426. Sorenson, Soren
- 427. VanCauteren, Chris
- 428. Woosley, Tad

WILLAMETTE UNIVERSITY

Women's

Coach: Charles Bowles

- 429. Alexander, Spring
- 430. Blum, Jeanette
- 431. Blum, Julie
- 432. Cammack, Kelli
- 433. Crisifulli, Kara
- 434. Dierks, Krista
- 435. Klein, Kim
- 436. Jones, Cathy
- 437. McKenzie, Kelly
- 438. Moore, Kathy
- 439. Pressler, Suzanne
- 440. Sanders, Jenny
- 441. Suess, Chris

Men's Coach: Charles Bowles

- 442. Bales, Brad
- 443. Catalani, Rick
- 444. Catton, Jack
- 445. Connors, Kevin
- 446. DeVyldere, Bob
- 447. Donovan, John
- 448. Duley, John
- 449. Edmark, James
- 450. Elliott, Sid
- 451. Folker, Randy
- 452. Gedrose, Jeff
- 453. Gilstrap, Brian
- 454. Gilroy, David
- 455. Gorman, Jim
- 456. Graham, Tyler
- 457. Healy, Scott
- 458. Helm, Ken
- 459. Jacobs, Randy
- 460. Kilday, Jeff
- 461. Kliewer, Rob
- 462. MacGinnittie, Rob
- 463. Mackie, Greg
- 464. McKee, Craig
- 465. Mitchell, Andy
- 466. Mitchell, Charles
- 467. Novotney, David
- 468. O'Donnell, Troy
- 469. Searce, David
- 470. Thorne, Curtis
- 471. Torquato, Rich
- 472. Uomini, Steve
- 473. Winn, Doug
- 474. Yunker, Paul

RESULTS OF EVENTS ALREADY COMPLETED

MARATHON (February 23rd at Seaside)

<u>Men</u>				<u>Women</u>			
1.	Dwight Larabee	GFC	2:37:26	1.	Kathleen Welland	L&C	3:14:35
*	Greg Miller	EOSC	2:43:10	2.	Tammy Jarolimek	WOSC	3:23:57
2.	Bob Frost	Lin	2:47:41	3.	Laura Lewallen	L&C	3:28:48
3.	Scott Martin	SOSC	2:48:41	4.	Katy Hannon	Lin	3:29:00
4.	Dan Price	GFC	2:51:17				
5.	John Oord	NNC	2:57:53				
6.	Ron Richards	NNC	2:59:36				

* EOSC is not fielding a track team in 1985.

DECATHLON (April 22-23 at Nampa, ID)

1.	Larry Conaway	WOSC	6735
2.	Keith Wigley	GFC	6257
3.	Mike Gilbert	NNC	6172
4.	Randy Coombs	L&C	5975
5.	Scott Healy	WU	5888
6.	Scott Anderson	WOSC	5748

HEPTATHLON

1.	Petra Johnson	Lin	4587
2.	Sharon Jensen	WOSC	4502
3.	Lisa Jacobs	L&C	4176
4.	Shana Galloway	NNC	3719
5.	Sarah Lowell	L&C	3663
6.	Sue Woolsey	GFC	3355

DISTRICT 2 MEET ENTRIES

1. DISCUS(Men) (138-8) 12:00 Friday				DISCUS(Women) (110-8) 12:00 Friday			
1.	Deron Lord	L&C	166-0	1.	Paula Wittenberg	GFC	145-3
2.	Nathan Whitham	GFC	155-3	2.	Wanda Strutko	L&C	136-2
3.	Randy Settell	SOSC	153-10	3.	Cyd McCormick	WOSC	130-3
4.	Jim Parker	SOSC	153-4	4.	Debbie Garrison	SOSC	130-0
5.	Paul Maddox	GFC	148-7	5.	Paige Dougherty	L&C	124-2
6.	Mike Schaan	SOSC	147-0	6.	Torie Myers	Pac	118-7
7.	Mike Watts	GFC	146-10	7.	Robyn Mann	L&C	115-3
8.	David Novotney	WU	142-10	8.	Catherine McDonald	Pac	109-6
9.	Mike Pressley	L&C	139-5	9.	Cheryl Funk	GFC	108-5
10.	Jim Fulton	SOSC	136-4	10.	Chris Suess	WU	99-7
11.	Soren Sorenson	WOSC	136-3				
12.	Steve Curl	NNC	134-6				
13.	Greg Culbert	Lin	132-1				
2. LONG JUMP(Men) (21-5) 12:00 Friday				LONG JUMP(Women) (16-1) 12:00 Friday			
1.	Kevin Connors	WU	22-8	1.	Sharon Jensen	WOSC	17-5
2.	Larry Conaway	WOSC	22-7	2.	Mary Dodson	SOSC	17-4
3.	Randy Folker	WU	21-11½	3.	Shelly Woodside	Lin	17-3 3/4
4.	Ron Mobley	WOSC	21-9	4.	Sandy Duchow	L&C	16-9
5.	Kelly Ferrenburg	Lin	21-8½	5.	Joyce Klien	WOSC	16-8
6.	Randy Coombs	L&C	21-7½	6.	Lisa Jacobs	L&C	16-2½
7.	Steve Graham	GFC	21-4½	7.	Sarah Lowell	L&C	16-1¼
8.	Dave Erickson	Lin	21-4½	8.	Sue Woolsey	GFC	15-4½
9.	Keith Wigley	GFC	21-3				
10.	Donald Harwell	Pac	20-6				
11.	Jeff Munro	SOSC	20-1				

3. 4x800 RELAY(Women) 12:00 Friday

1.	UP	9:35.1
2.	L&C	nt
3.	WOSC	nt
4.	WU	nt

10000m (M) (33:21.7) 12:15 Friday

1.	Mike Friess	Lin	30:33.4
2.	James Wyatt	Lin	31:42.0
3.	Paul Yunker	WU	31:59.8
4.	Bob Frost	Lin	32:27.4
5.	Ray Whitlow	Lin	32:27.7
6.	David Gilroy	WU	32:36.0
7.	Kirk Reynolds	L&C	33:04.6
8.	John Donovan	WU	33:33.0
9.	Jeff Wilson	L&C	33:36.3
10.	Dwight Larabee	GFC	33:54.9
11.	Scott Martin	SOSC	34:32
12.	Greg Mackie	WU	nt
13.	Mark Mohnen	WOSC	nt
14.	Mark Young	NNC	nt

5. 3000(Women) (10:40.4) 12:55 Friday

1.	Ann Manning	UP	9:23.8
2.	Clare Krill	UP	9:50.1
3.	Kara Crisifulli	WU	9:57.35
4.	Kristy Johnston	UP	10:00.3
5.	Molly Ostlund	UP	10:06.1
6.	Julie Mullin	UP	10:15.0
7.	Mary Hillenkamp	UP	10:30.0
8.	Susan Murray	L&C	10:56.7
9.	Laura Lewallen	L&C	11:05.9
10.	Pam Blackman	WOSC	11:07.1
11.	Laurie Underwood	L&C	11:13.4
12.	Kathleen Welland	L&C	11:15.5
13.	Kathryn Kurtz	L&C	11:39.6

6. HAMMER THROW(Men) (141-5) 2:00 Friday

1.	Deron Lord	L&C	176-11
2.	Nathan Whitham	GFC	165-6
3.	Mike Pressley	L&C	162-4
4.	Scott Polen	WOSC	156-3
5.	Jim Gorman	WU	152-11
6.	Larry Burris	WOSC	149-4
7.	Kyle Kobow	Lin	142-4
8.	Jim Parker	SOSC	141-9
9.	Mike McClelland	WOSC	140-8
10.	Mike Watts	GFC	139-2
11.	Doug Dean	Lin	138-9

7. HIGH JUMP(Men) (6-2) 2:00 Friday

1.	Larry Conaway	WOSC	6-6½
2.	Joe Hill	SOSC	6-6
3.	Shaun Granger	SOSC	6-6
4.	Keith Wigley	GFC	6-6
5.	Scott Healy	WU	6-5
6.	Dan Tompkins	SOSC	6-4
7.	Rob Kleiwer	WU	6-4
8.	Dwayne Pettis	Lin	6-3
9.	Jim Volkman	SOSC	6-2
** 10.	Dan Roberts	WOSC	6-2
11.	Randy Coombs	L&C	6-1
12.	Pat Meyer	L&C	6-1
13.	Tim Clark	L&C	6-0
14.	Tracy Townlin	Lin	6-0

8. 10000m(Women) (NS) 3:15 Friday

1.	Clare Krill	UP	35:00.14
2.	Kristy Johnston	UP	37:12.45
3.	Jenny Sanders	WU	40:08
4.	Laura Lewallen	L&C	40:21.3
5.	Kathleen Welland	L&C	41:28.3
6.	Katy Hannon	Lin	nt
7.	Cathy Hiatt	SOSC	nt
8.	Molly Ostlund	UP	nt
9.	Tammy Jarolimek	WOSC	nt

** Entered 5-5-85; Not on official entry list.

9. 880 MEDLEY RELAY(W) 4:05 Friday

1.	NNC	1:58.5
2.	Lin	2:02.0
3.	L&C	nt
4.	SOSC	nt
5.	WOSC	nt
6.	WU	nt

10. STEEPLECHASE(M) (9:52.1) 4:15 Friday

1.	Ken James	WOSC	9:20.4
2.	Kevin Ball	GFC	9:28.2
3.	James Edmark	WU	9:31.0
4.	Scott Ball	GFC	9:32.1
5.	Ron Ares	L&C	9:36.8
6.	John Oord	NNC	9:39.6
7.	Tom Geiger	L&C	9:41.6
8.	Duke Ritenhouse	L&C	9:44.9

9-14 left out

1. SHOTPUT(M) (47-4) 12:00 Saturday

1.	Randy Settell	SOSC	54-2½
2.	David Novotney	WU	53-8½
3.	Jim Parker	SOSC	53-5
4.	Mike Pressley	L&C	51-1
5.	Deron Lord	L&C	49-8½
6.	Soren Sorenson	WOSC	46-4½
7.	Hank Wyborney	NNC	45-11
8.	Mike Watts	GFC	45-8
9.	Ford Young	Pac	45-8
10.	Kyle Kobow	Lin	45-½
11.	Jim Gorman	WU	44-1½

2. SHOTPUT(W) (35-10) 12:00 Saturday

1.	Paige Dougherty	L&C	45-3½
2.	Debbie Garrison	SOSC	39-11
3.	Paula Wittenberg	GFC	39-10½
4.	Allyson Kendall	WOSC	39-9
5.	Vickie Hissong	WOSC	38-11½
6.	Robyn Mann	L&C	38-10
7.	Wanda Strutko	L&C	38-2
8.	Cheryl Funk	GFC	36-8
9.	Chris Suess	WU	36-4½

3. JAVELIN(W) (111-7) 12:00 Saturday

1.	Regina Norris	Pac	156-10
2.	Debbie Barnhurst	WOSC	148-1
3.	Sandy Bean	SOSC	147-7
4.	Cyd McCormick	WOSC	145-6
5.	Karen Carpenter	NNC	131-4
6.	Paige Dougherty	L&C	116-10
7.	Janet Kornegay	L&C	102-4
8.	Chris Suess	WU	94-4

4. JAVELIN(M) (181-4) 12:00 Saturday

1.	Eric Nelson	WOSC	224-1
2.	Mike Keisur	WOSC	221-3
3.	Brad Bales	WU	219-7
4.	Dave Wagner	Lin	205-10
5.	Doug Ladd	WOSC	202-11
6.	Clint McClellan	SOSC	194-5
7.	Tyler Walker	SOSC	193-1
8.	Mike Damm	L&C	191-2
9.	Mike Watts	GFC	189-6
10.	Doug Dean	Lin	185-11
11.	Doug Edwards	NNC	185-3
12.	Cary Dovenberg	SOSC	181-11
13.	Larry Conaway	WOSC	179-8
14.	Curtis Thorne	WU	173-5

5. POLE VAULT(M) (13-0) 12:00 Saturday

1.	Kelly Carter	WOSC	14-6
2.	Kevin Taylor	SOSC	14-3
3.	Doug Edwards	NNC	14-0
4.	Randy Coombs	L&C	14-0
5.	Ken Helm	WU	13-8
6.	Scott Anderson	WOSC	13-0
7.	Scott Healy	WU	13-0
8.	Bill Dippolito	L&C	12-6
9.	Steve Graham	GFC	12-6
10.	Ken Meines	GFC	12-6
11.	Cary Dovenberg	SOSC	12-6
12.	Rob Dunn	L&C	12-0
13.	Doug Wegner	L&C	12-0

6. 10000 WALK(M) (NS) 12:00 Saturday

1.	Trent Jones	L&C	50:14.0
2.	Randy Jacobs	WU	53:52.4
3.	Loren Shaw	L&C	nt
4.	Terry Howard	WOSC	nt
5.	Gregg Pohl	WOSC	nt
6.	Nelson Sherry	WOSC	nt
7.	Mark Welliman	SOSC	nt
8.	Jeff Kilday	WU	nt
9.	Troy O'Donnell	WU	nt
10.	Dwight Larabee	GFC	nt
11.	Dan Price	GFC	nt

7. HIGH JUMP(W) (4-11) 1:00 Saturday

1.	Sue Woolsey	GFC	5-2½
2.	Lisa Jacobs	L&C	5-2
3.	Kathy Moore	WU	5-2
4.	Lisa Hertz	SOSC	5-2
5.	Sandy Duchow	L&C	5-0
6.	Kathleen Kincheloe	Lin	5-0
7.	Tisha Steimle	L&C	4-11
8.	Sarah Lowell	L&C	4-10½
9.	Sharon Jensen	WOSC	4-10

8. TRIPLE JUMP(M) (42-11) 1:00 Saturday

1.	Kevin Connors	WU	48-5½
2.	John Prevedello	Lin	45-11 3/4
3.	Jeff Bowman	Lin	45-10
4.	Kele Marsters	Lin	44-10
5.	Pat Meyer	L&C	43-6
6.	Derwin Cunningham	Lin	43-1
7.	Kip Carlson	Lin	42-5
8.	Steve Graham	GFC	42-4½
9.	Keith Wigley	GFC	42-4½
10.	Shaun Granger	SOSC	42-2
11.	Dave Rogers	NNC	nd
12.	Scott Anderson	WOSC	nd

9. 400 RELAY(W) (NS) 1:30 Saturday

1.	UP	50.30	FAT
2.	SOSC	51.3	
3.	Lin	51.4	
4.	WOSC	51.6	
5.	WU	52.1	
6.	NNC	52.17	
7.	L&C	52.2	

10. 400 RELAY(M) (NS)

1.	L&C	42.3
2.	WOSC	42.6
3.	Lin	42.7
4.	NNC	42.9
5.	WU	42.9
6.	GFC	43.1
7.	SOSC	44.9

11. 1500(W) (4:56.2) 1:45 Saturday

1.	Ann Manning	UP	4:26.8	FAT
2.	Clare Krill	UP	4:36.16	FAT
3.	Kristy Johnston	UP	4:40.78	
4.	Mary Hillenkamp	UP	4:51.2	
5.	Julie O'Leary	WOSC	4:52.1	
6.	Kathy Healy	WOSC	4:58.0	
7.	Pam Blackman	WOSC	4:59.0	
8.	Susan Murray	L&C	4:59.4	
9.	Janet Mortensen	Lin	5:02.3	
10.	Kelli Cammack	WU	5:03.1	
11.	Beth Campbell	Pac	5:06.2	
12.	Megan Finaly	L&C	5:09.2	
13.	Julie Mullin	UP	nt	
14.	Jana Zellmar	NNC	nt	
15.	Diana Fitz	NNC	nt	

12. 1500(M) (4:02.6)

1.	Brandt Lind	WOSC	3:50.0
2.	Jesse Gore	Lin	3:51.0
3.	Mike Friess	Lin	3:51.5
4.	Joe Alward	Lin	3:52.0
5.	Ken James	WOSC	3:55.2
6.	Andy Mitchell	WU	3:58.4
7.	Ron Ares	L&C	4:01.8
8.	Shawn McNealy	WOSC	4:01.9
9.	Mark Mohnen	WOSC	4:02.0
10.	Dan O'Leary	Lin	4:02.6
11.	Marty Donaldson	NNC	4:02.7
12.	Scott Ball	GFC	4:02.7
13.	Chris VanCauteren	WOSC	4:04.6
14.	David Trotter	L&C	4:05.4
15.	Rob MacGinnittie	WU	4:05.5
16.	Jack Catton	WU	4:06.4
17.	Kevin Ball	GFC	4:06.6
18.	Dave Beck	SOSC	4:07.0
19.	John Ripley	Pac	4:12.0

13. 100m HH (W) (17.3) 2:00 Saturday

1.	Shelly Woodside	Lin	15.4
2.	Lisa Jacobs	L&C	15.5
3.	Sharon Jensen	WOSC	16.2
4.	Sarah Lowell	L&C	16.3
5.	Joyce Klien	WOSC	16.8
6.	Melinda Carter	NNC	17.5
7.	Gina Walker	SOSC	18.0
8.	Kathy Moore	WU	18.4

14. 110m HH (15.9)

1.	Adolphus Onua	GFC	13.7
2.	Tim Rupp	SOSC	14.6
3.	Pat Randle	WOSC	15.0
4.	Tyler Graham	WU	15.3
5.	Larry Conaway	WOSC	15.4
6.	Bob DeVylidere	WU	15.5
7.	Jim Volkman	SOSC	15.6
8.	Jeff Gedrose	WU	15.6
9.	Curtis Thorne	WU	15.8
10.	Dave Hodl	Lin	15.8
11.	Craig McKee	WU	15.9
12.	John Albrecht	Lin	15.9
13.	Colin Johnstone	Lin	15.9
14.	Keith Wigley	GFC	15.9

15. 400m (W) (62.8) 2:15 Saturday

1.	Petra Johnson	Lin	57.0
2.	Carrie Pizer	UP	58.05 FAT
3.	Jeanette Blum	WU	60.3
4.	Cathy Buhler	UP	60.3
5.	Kathryn O'Leary	WOSC	61.8
6.	Sheron Wegener	WOSC	62.0
7.	Theresa Kosztics	UP	62.25 FAT
8.	Kathy Healey	WOSC	62.5
9.	Holly Duncan	NNC	63.1
10.	Paulette Marks	L&C	64.4
11.	Jodi Peters	GFC	nt

16. 400m (M) (50.9)

1.	Mike Gilbert	NNC	49.3
2.	Karl Findling	WOSC	49.6
3.	Torrae Harry	WOSC	49.6
4.	Rick Catalani	WU	49.8
5.	Sid Elliott	WU	49.8
6.	Jim Fahey	WOSC	49.8
7.	John Mike McHugh	WOSC	50.0
8.	Dean Raan	GFC	50.0
9.	Steve Uomini	WU	50.0
10.	Mark Young	GFC	50.2
11.	David Searce	WU	50.9
12.	Andre Pruitt	Lin	50.9
13.	Darren Bieberdorf	SOSC	nt
14.	Mark Wesphal	SOSC	nt

17. 100m (W) (13.1) 2:30 Saturday

1.	Sheron Wegener	WOSC	12.5
2.	Cathy Seuell	WOSC	12.6
3.	Shana Galloway	NNC	12.8
4.	Kim Klein	WU	12.8
5.	Lisa Nichols	Lin	12.8
6.	Carrie Pizer	UP	12.83 FAT
7.	Laurie Hanson	WOSC	12.9
8.	Alice Best	SOSC	12.9
9.	Diane Williams	SOSC	12.9
10.	Nancy Nemarnik	UP	13.1
11.	Dayna Brunson	SOSC	13.1
12.	Helga Arnadottir	L&C	13.4
13.	Liz Ardinger	L&C	13.7
14.	Cathy Buhler	UP	nt

18. 100m (M) (11.3)

1.	Greg Will	Lin	10.6
2.	Tom Mell	L&C	10.7
3.	Rich Torquato	WU	10.8
4.	Torrae Harry	WOSC	10.8
5.	Adolphus Onua	GFC	10.8
6.	Donald Harwell	Pac	11.0
7.	Tim Biamont	WOSC	11.0
8.	Greg Beery	L&C	11.0
9.	Dave Erickson	Lin	11.1
10.	Carlos Crutch	Pac	11.1
11.	Brian Gilstrap	WU	11.1
12.	Larry Conaway	WOSC	11.1
13.	Darren McGill	WOSC	11.2
14.	Kelly Ferrenburg	Lin	11.2
15.	Tim Rupp	SOSC	11.2
16.	Harry Mamizuka	L&C	11.3
17.	Cy Carrigan	L&C	11.3
18.	Joe Hill	SOSC	11.3
19.	Dave Wagner	Lin	11.3
20.	Keith Wigley	GFC	11.3
21.	Dave Rogers	NNC	11.4
22.	Toby Ropes	L&C	11.4
23.	Todd Collins	SOSC	nt

19. 800m (W) (2:24.2) 2:45 Saturday

1.	Linda Brock	UP	2:15.95
2.	Julie Blum	WU	2:19.7
3.	Kay Mattson	GFC	2:20.9
4.	Lisa Sieverling	Lin	2:21.0
5.	Cathy Buhler	UP	2:21.3
6.	Kathryn O'Leary	WOSC	2:22.3
7.	Kathy Healey	WOSC	2:22.4
8.	Theresa Kosztics	UP	2:22.7
9.	Jodi Peters	GFC	2:22.8
10.	Megan Finally	L&C	2:22.8
11.	Ann Manning	UP	2:23.6
12.	Cathy Leong	Pac	2:26.0
13.	Tammy Young	WOSC	2:26.5
14.	Jana Zellmer	NNC	2:29.1
15.	Kathy Perham	L&C	2:29.4
16.	Susan Murray	L&C	2:30.0

20. 800m (M) (1:57.8)

1.	Dana Lingenfelter	Lin	1:53.0
2.	Jesse Gore	Lin	1:53.1
3.	Rob MacGinnittie	WU	1:53.3
4.	Brandt Lind	WOSC	1:54.8
5.	Tom Geiger	L&C	1:54.9
6.	Steve Yerger	NNC	1:55.1
7.	John Mike McHugh	WOSC	1:55.4
8.	David Trotter	L&C	1:56.5
9.	Steve Uomini	WU	1:56.7
10.	Dave Beck	SOSC	1:56.8
11.	Joe Alward	Lin	1:57.1
12.	Mike Dixon	WOSC	1:57.6
13.	Charles Mitchell	WU	1:57.7
14.	Andy Mitchell	WU	1:57.7
15.	Jason Sele	WOSC	1:57.8
16.	Kevin Ball	GFC	1:57.9
17.	Terry Howard	WOSC	1:58.2
18.	Mark Wesphal	SOSC	1:58.8
19.	Scott Voyles	Lin	2:00.0

21. 400m IH (W) (1:12.9) 3:00 Saturday

1.	Petra Johnson	Lin	1:02.2
2.	Ila Amos	SOSC	1:05.3
3.	Linda Brock	UP	1:06.8
4.	Sharon Jensen	WOSC	1:07.8
5.	Lisa Jacobs	L&C	1:09.4
6.	Melinda Carter	NNC	1:12.67

22. 400m IH (M) (57.2)

1.	Bob DeVylidere	WU	54.3
2.	Dave Erickson	Lin	54.5
3.	Randy Folker	WU	55.7
4.	Tyler Graham	WU	56.0
5.	Tim Clark	L&C	56.7
6.	Dave Driesner	GFC	56.9
7.	Tim Rupp	SOSC	57.0
8.	Pat Randle	WOSC	57.1
9.	Scott Wallace	NNC	57.1
10.	Jason Sele	WOSC	58.3
11.	Darren Bieberdorf	SOSC	58.8

23. 200m (W) (27.0) 3:15 Saturday

1.	Carrie Pizer	UP	25.8
2.	Sheron Wegener	WOSC	26.2
3.	Cathy Seuell	WOSC	26.2
4.	Cathy Buhler	UP	26.2
5.	Shana Galloway	NNC	26.6
6.	Alice Best	SOSC	26.7
7.	Lisa Nichols	Lin	26.9
8.	Dayna Brunsdon	SOSC	27.0
9.	Kim Klein	WU	27.1
10.	Shelly Woodside	Lin	27.1
11.	Laurie Hanson	WOSC	27.2
12.	Helga Arnadottir	L&C	27.5
13.	Nancy Nemarnik	UP	27.84 FAT
14.	Lisa Jacobs	L&C	28.2
15.	Liz Ardinger	L&C	28.7
16.	Sarah Lowell	L&C	28.8
17.	Linda Brock	UP	nt

24. 200m (M) (22.9)

1.	Greg Will	Lin	21.4
2.	Torrae Harry	WOSC	21.9
3.	Tom Mell	L&C	22.1
4.	Jim Fahey	WOSC	22.3
5.	Randy Maves	NNC	22.4
6.	Mark Young	GFC	22.5
7.	Greg Beery	L&C	22.6
8.	Karl Findling	WOSC	22.6
9.	Tim Biamont	WOSC	22.6
10.	Rich Torquato	WU	22.7
11.	Tim Rupp	SOSC	22.8
12.	Dave Wagner	Lin	23.0
13.	Cy Carrigan	L&C	23.2
14.	Harry Mamizuka	L&C	23.5
15.	Curtis Brown	Lin	nt
16.	Carlos Crutch	Pac	nt

25. 5000m (W) (19:11.9) 3:30 Saturday

1.	Ann Manning	UP	16:35.10
2.	Clare Krill	UP	16:51.78
3.	Kristy Johnston	UP	17:18.0
4.	Kara Crisifulli	WU	17:21.8
5.	Molly Ostlund	UP	17:44.0
6.	Julie Mullin	UP	18:15.0
7.	Tammy Jarolimek	WOSC	18:33.1
8.	Susan Murray	L&C	18:46.4
9.	Julie Richardson	WOSC	18:55.7
10.	Jenny Sanders	WU	18:59.7
11.	Krista Dierks	WU	19:05.0
12.	Kathleen Welland	L&C	19:53.0
13.	Laurie Underwood	L&C	19:54.0
14.	Kathryn Kurtz	L&C	20:38.0
15.	Cathy Hiatt	SOSC	nt

26. 5000m (M) 15:23.7)

1.	Mike Friess	Lin	14:32.6
2.	Jesse Gore	Lin	14:37.5
3.	Joe Alward	Lin	14:39.9
4.	Jerred Gildehaus	GFC	14:53.3
5.	Paul Yunker	WU	14:57.8
6.	James Wyatt	Lin	14:59.6
7.	David Gilroy	WU	15:02.7
8.	Tad Woosley	WOSC	15:12.9
9.	James Edmark	WU	15:13.7
10.	Ron Ares	L&C	15:14.5
11.	Bob Frost	Lin	15:23.5
12.	Ray Whitlow	Lin	15:24.0
13.	Duke Ritenhouse	L&C	15:34.8
14.	Ron Richards	NNC	15:35.0
15.	Chris VanCauteren	WOSC	15:40.0
16.	Kirk Reynolds	L&C	15:41.6
17.	Jeff Wilson	L&C	15:46.7
18.	Mark Mohnen	WOSC	15:50
19.	Ken James	WOSC	15:50.4
20.	Jeff Guzman	GFC	15:53.5
21.	Phil Jones	SOSC	16:19

27. MILE RELAY (W) (NS) 4:15 Saturday

1.	UP	4:01.59 *
2.	Lin	4:01.7
3.	WU	4:06.1
4.	WOSC	4:12.4
5.	L&C	4:17.2
6.	SOSC	nt
7.	NNC	nt

28. MILE RELAY (M) (NS)

1.	WU	3:19.9
2.	GFC	3:20.2
3.	NNC	3:20.7
4.	WOSC	3:21.0
5.	Lin	3:22.2
6.	L&C	3:27.0
7.	SOSC	3:29

* Converted from yards

FILE

LINFIELD COLLEGE/PACIFIC UNIVERSITY
GEORGE FOX COLLEGE

Newberg, OR
April 1, 1985

EVENT	PLACE	SCHOOL	TIME/DISTANCE	POINTS	GFC	L	P
LONG JUMP	1st Keith Wigley	GFC	21' 2 1/2"	5			
	2nd Steve Graham	GFC	21' 1 1/2"	3			
	3rd Kelly Ferrenberg	L	20' 10 1/2"	2			
	4th John Albrecht	L	19' 10"	1	8/8	3/3	0/0
HAMMER	1st Nathan Whitham	GFC	157' 8"	5			
	2nd Doug Dean	L	138' 9"	3			
	3rd Mike Watts	GFC	124' 4"	2			
	4th Kyle Kobow	L	113'	1	7/15	4/7	0/0
8 X 100	Dave Erickson	L	:42.8	5			
	Curtis Brown						
	Greg Will						
	Dave Wagner						
	2nd Adolphus Onua	GFC	:43.1	3			
	Dean Raan						
	Dave Driesner						
	Mark Young				3/38	5/12	0/0
POLE VAULT	1st Steve Graham	GFC	12' 0"	5			
					5/23	0/12	0/0
TRIPLE JUMP	Scott Ball (1st)	GFC	:10:24.9	5			
	2nd Jeff Guzman	GFC	:10:25.7	3	8/31	0/12	0/0
HOT	1st Kyle Kobow	L	45' 1 1/2"	5			
	2nd Ford Young	P	44' 11 1/2"	3			
	3rd Mike Watts	GFC	43' 11 1/2"	2			
	4th Nathan Whitman	GFC	43' 2"	1	3/34	5/17	3/3
500	1st Kevin Ball	GFC	4:06.6	5			
	2nd Scott Voyles	L	4:10.0	3			
	3rd Dan O'Leary	L	4:13.6	2			
	4th Tim Becken	L	4:32.1	1	5/39	6/23	0/3
100M	1st Keith Wigley	GFC	6' 4"	5			
	2nd Duane Pettis	L	6' 2"	3			
	3rd Steve Graham	GFC	6' 0"	2	7/46	3/26	0/3

Newberg, OR
April 1, 1985

EVENT	PLACE	SCHOOL	TIME/DISTANCE	POINTS	GFC	L	P
110 HJ	1st Adolphus Onus	GFC	14.6	5			
	2nd Colin Johnstone	L	15.9	3			
	3rd John Albrocht	L	16.4	2			
	4th David Rodl	L	16.9	1	5/51	6/32	0/3
JAVELIN	1st Mike Watts	GFC	126'1"	5			
	2nd Dave Wagner	L	175'	3			
	3rd Nathan Whitham	GFC	172'7"	2	7/98	3/35	0/3
100	1st Greg Will	L	0:10.8	5			
	2nd Adolphus Onus	GFC	0:11.2	3			
	3rd Dave Wagner	L	0:11.6	2			
	4th Mark Young	GFC	0:11.6	1	6/62	7/62	0/3
400	1st Dean Ruen	GFC	0:50.4	5			
	2nd Dana Kingenfelzer	L	0:51.3	3			
	3rd Jesse Gero	L	0:51.8	2			
	4th Andre Pruitt	L	0:52.8	1	5/67	6/48	0/3
800	1st Joe Alward	L	1:57.2	5			
	2nd Mike Friess	L	1:59.1	3			
	3rd Scott Ball	GFC	1:59.6	2			
	4th Dan O'Leary	L	2:04.4	1	2/69	9/57	0/3
200	1st Greg Will	L	0:21.9	5			
	2nd Mark Young	GFC	0:22.9	3			
	3rd Carlos Crotch	P	0:24.4	2	3/72	5/63	2/5
TRIPLE JUMP	1st John Provedello	L	43'4"	5			
	2nd Steve Graham	GFC	41'10"	3			
	3rd Kip Carleon	L	41'8 3/4"	2			
	4th Keith Wigley	GFC	41'7"	1	4/76	7/69	0/5

LINFIELD COLLEGE/PACIFIC UNIVERSITY
GEORGE FOX COLLEGE

Newberg, OR
April 1, 1985

EVENT	PLACE	SCHOOL	TIME/DISTANCE	POINTS	GFC	L	P
INT HURDLES	1st Dave Driesner	GFC	0:56.9	5	5/81	0/69	0/5
4 X 400	1st Onua Driesner Young Graham	GFC	3:25.5	5			
	2nd Lingenfelder Gore Alward Voyles	L	3:28.7	3	5/86	3/72	0/5
5000	1st Bob Frost	L	15:52.2	5			
	2nd Ray Whitlow	L	16:02.6	3			
	3rd Dwight Larabee	GFC	16:10.0	2			
	4th Kevin Ball	GFC	18:26.3	1	3/89	8/80	0/5
DISCUS	1st Nathan Witham	GFC	144'3"	5			
	2nd Mike Watts	GFC	140'	3			
	3rd Paul Maddox	GFC	137'4"	2			
	4th Keith Wigley	GFC	102'3"	1	11/100	0/80	0/5

FILE

LINFIELD COLLEGE/PACIFIC UNIVERSITY
GEORGE FOX COLLEGE

Newberg, OR
April 1, 1985

EVENT	PLACE	SCHOOL	TIME/DISTANCE	POINTS	GFC	L	P
HIGH JUMP	1st Kathleen Kincheloe	L	5'0"	5			
	2nd Sue Woolsey	GFC	5'0"	3	3/3	5/5	0/0
SHOT	1st Paula Wittenberg	GFC	39'14"	5			
	2nd Cheryl Funk	GFC	36'6 1/2"	3			
	3rd Petra Johnson	L	27'8 1/2"	2			
	4th Mary Thomson	L	26'11 1/2"	1	8/11	3/8	0/0
4 X 100	1st Preiss Johnson Woodside Thomson	L	:52.9	5			
	2nd Glynis Sanekane Catherine Leong Regina Norris Laura Shintaku	P	:57.6	3			
					0/11	5/13	3/3
LONG JUMP	1st Shelly Woodside	L	15'11 3/4"	5			
	2nd Sue Woolsey	GFC	13'9 1/2"	3			
	3rd Glynis Sanekane	P	12'11"	2			
	4th Laura Shintaku	P	12'9 3/4"	1	3/14	5/18	3/6
1500	1st Beth Campbell	P	5:19.7	5			
	2nd Lisa Sieverling	L	5:19.8	3			
	3rd Janet Mortensen	L	5:28.7	2	0/14	5/23	5/11
100 H	1st Shelly Woodside	L	16.3	5			
	2nd Sue Woolsey	GFC	19.8	3	3/17	5/28	0/11
400	1st Petra Johnson	L	0:57.0	5			
	2nd Kay Mattson	GFC	1:04.2	3	3/20	5/33	0/11
100	1st Mary Thomson	L	0:14.0	5			
	2nd Laura Shintaku	P	0:14.9	3			
	3rd Glynis Sanekane	P	0:15.3	2	0/20	5/38	5/16

LINFIELD COLLEGE/PACIFIC UNIVERSITY
GEORGE FOX COLLEGE

Newberg, OR
April 1, 1985

EVENT	PLACE	SCHOOL	TIME/DISTANCE	POINTS	GFC	L	P
800	1st Jodi Peters	GFC	2:28.7	5	5/25	3/41	0/16
	2nd Lisa Sieverling	L	2:31.8	3			
200	1st Petra Johnson	L	0:25.5	5	2/27	8/49	0/16
	2nd Shelly Woodside	L	0:27.6	3			
	3rd Kay Mattson	GFC	0:29.0	2			
JAVELIN	1st Regina Norris	P	154'6"	5	2/29	4/53	5/21
	2nd Petra Johnson	L	96'6"	3			
	3rd Sue Woolsey	GFC	81'11"	2			
	4th Marilyn Dresser	L	72'3"	1			
3000	1st Janet Mortensen	L	11:52	5	2/31	6/59	3/24
	2nd Catherine Leong	P	12:10.6	3			
	3rd Jody Peters	GFC	12:53.0	2			
	4th Massey	L	13:13.7	1			
DISCUS	1st Paula Wittenberg	GFC	145'3"	5	6/37	0/59	5/29
	2nd Torie Myers	P	104'	3			
	3rd Catherine McDonald	P	102'1"	2			
	4th Cheryl Funk	GFC	96'8"	1			

FILE

WOMEN
GEORGE FOX COLLEGE/WESTERN OREGON STATE COLLEGE

Newberg, Oregon

April 13, 1985

EVENT	PLACE	SCHOOL	TIME/DISTANCE	POINTS	GFC	WOSC
SHOT	1st Paula Wittenberg	GFC	39'9½"	5		
	2nd Allyson Kendall	WOSC	39'9"	3		
	3rd Vickie Hissong	WOSC	38'6½"	1	5/5	4/4
HIGH JUMP	1st Sue Woolsey	GFC	5'2½"	5		
	2nd Sharon Jensen	WOSC	4'10"	3	5/10	3/7
LONG JUMP	1st Sharon Jensen	WOSC	17'5"	5		
	2nd Sue Woolsey	GFC	15'4½"	3	3/13	5/12
400m RELAY	1st Sewell, Hanson, Kurtz, Wegener	WOSC	51.6	5	0/13	5/17
JAVELIN	1st Debbie Barnhurst	WOSC	139'11"	5		
	2nd Cyd McCormick	WOSC	134'	3	0/13	8/25
1500m	1st Julie O'Leary	WOSC	5:04.8	5		
	2nd Julie Richardson	WOSC	5:21.1	3	0/13	8/33
100 H	1st Sharon Jensen	WOSC	16.2	5	1/13	5/38
400m	1st Kathryn O'Leary	WOSC	1:02.9	5		
	2nd Sandy Kurtz	WOSC	1:06.1	3	0/13	8/46
100m	1st Sharon Wegener	WOSC	12.9	5		
	2nd Cathy Sewall	WOSC	13.0	3		
	3rd Lauri Hanson	WOSC	13.1	1	0/13	9/55
800m	1st Kay Mattson	GFC	2:25.8	5		
	2nd Radonna Howard	WOSC	2:27.1	3		
	3rd Jodi Peters	GFC	2:27.8	1	6/10	3/58
400m IH	1st Sharon Jensen	WOSC	no time	5	0/19	5/63
200m	1st Sharon Wegener	WOSC	27.2	5		
	2nd Lauri Hanson	WOSC	27.8	3	0/19	8/71

EVENT	PLACE	SCHOOL	TIME/DISTANCE	POINTS	GFC	WOSC
3000m	1st Julie Richardson	WOSC	11:23.4	5		
	2nd Debra Dick	WOSC	11:56.6	3		
	3rd Jodi Peters	GFC	12:28.8	1	1/20	8/79
1600m	1st Jensen, Howard,					
	Kurts, O'Leary	WOSC	4:25.2	5	0/20	5/84
DISCUS	1st Paula Wittenberg	GFC	134'	5		
	2nd Cyd McCormick	WOSC	125'9"	3		
	3rd Dana Jester	WOSC	123'3½"	1	5/25	4/88

MEN
 GEORGE FOX COLLEGE/WESTERN OREGON STATE COLLEGE
 Newberg, Oregon
 April 13, 1985

EVENT	PLACE	SCHOOL	TIME/DISTANCE	POINTS	GFC	WOSC
HAMMER	1st Nathan Whitham	GFC	154'9"	5		
	2nd Scott Polen	WOSC	150'8"	3		
	3rd Larry Burris	WOSC	140'11"	1	5/5	4/4
LONG JUMP	1st Steve Graham	GFC	20'9½"	5		
	2nd James Lagris	WOSC	19'11½"	3		
	3rd Keith Wigley	GFC	19'4"	1	6/11	3/7
400m RELAY	1st Biamont, Harry Fahey, Randle	WOSC	42:9	5		
	2nd Onua, Wigley Driesner, Young	GFC	43:7	0	0/11	5/12
HIGH JUMP	1st Keith Wigley	GFC	6'2"	5		
	2nd Dan Roberts	WOSC	6'½"	3		
	3rd Dick Moreland	WOSC	6'¼"	1	5/16	4/16
STEEPLE CHASE	1st Jason Sele	WOSC	10:33.5	5	0/16	5/21
JAVELIN	1st Mike Keisar	WOSC	208'3"	5		
	2nd Mike Watts	GFC	180'	3		
	3rd Larry Conaway	WOSC	179'8"	1	3/19	6/27
TRIPLE JUMP	1st Steve Graham	GFC	42'4½"	5		
	2nd Dick Moreland	WOSC	41'9½"	3		
	3rd James LaGris	WOSC	41'3½"	1	5/24	4/31
1500m	1st Scott Ball	GFC	4:02.7	5		
	2nd Shawn McNealy	WOSC	4:06.5	3		
	3rd Mark Mohmen	WOSC	4:07.6	1	5/29	4/35
POLE VAULT	1st Scott Anderson	WOSC	13'0"	5		
	2nd Kelly Carter	WOSC	13'0"	3		
	3rd Steve Graham	GFC	12'6"			
	Ken Maines	GFC	12'6"	1	1/30	8/43
110 HH	1st Adolphus Onua	GFC	13.7	5		
	2nd Pat Randle	WOSC	15.0	3	5/35	3/46

EVENT	PLACE	SCHOOL	TIME/DISTANCE	POINTS	GFC	WOSC
400m	1st Jim Fahey	WOSC	49.8	5	0/35	9/55
	2nd Torreea Harry	WOSC	49.9	3		
	3rd John McHugh	WOSC	50.0	1		
100m	1st Adolphus Onua	GFC	10.8	5	5/40	4/59
	2nd Tim Biamont	WOSC	11.0	3		
	3rd Darren McGill	WOSC	11.2	1		
800m	1st Brndt Lind	WOSC	1:54.8	5	0/40	9/68
	2nd Mike Dixon	WOSC	1:58.7	3		
	3rd Terry Howard	WOSC	1:59.5	1		
400m IH	1st Pat Randle	WOSC	57.9	5	0/40	9/77
	2nd Jason Sele	WOSC	58.3	3		
	3rd Scot Anderson	WOSC	1:00.0	1		
200m	1st Torreea Harry	WOSC	21.9	5	1/41	8/85
	2nd Jim Fahey	WOSC	22.3	3		
	3rd Mark Young	GFC	22.5	1		
5000m	1st Ken James	WOSC	15:57.0	5	3/44	6/91
	2nd Dwight Larabee	GFC	16:05.2	3		
	3rd Chris VanCantaen	WOSC	16:26.6	1		
DISCUS	1st Nathan Whitham	GFC	155'3"	5	9/53	0/91
	2nd Mike Watte	GFC	141'1"	3		
	3rd Paul Maddox	GFC	140'7"	1		
1600m RELAY	1st Onua, Graham, Driesner, Young	GFC	3:23.7	5	5/58	0/91
	2nd Dixon, McHugh, Howard, Lind	WOSC	3:24.1	0		
SHOT	1st Kelley Highberger	WOSC	49'4"	5	3/61	6/97
	2nd Mike Watte	GFC	45'4½"	3		
	3rd Soren Sorenson	WOSC	43'8"	1		



George Fox College/ University of Puget Sound
George Fox Alums

Newberg, Oregon
April 20, 1985

1:00 HAMMER THROW: S. Curtis A (nd); N. Whitham GFC (162-9); R. Phinney UPS (140);
M. Watts GFC (131-8); P. Maddox GFC (126-6); S. Huisenga A (nd); D. Woollett UPS (99)

1:00 SHOT PUT - Women: (Men follow) P. Wittenberg GFC (39-10); C. Funk GFC (36-8);
C. Baird UPS (32); K. Edler UPS (25)

SHOT PUT - Men: M. Watts GFC (45-4); D. Hyytinen UPS (44-8); S. Curtis A (nd);
G. Hargrave UPS (43-8); N. Whitham GFC (43-2)

1:00 LONG JUMP - Men: (Women follow) S. Graham GFC (21-0); K. Egawa UPS (20-2);
D. Woollett UPS (20-0); D. Wilkinson A (nd)

LONG JUMP - Women: M. Bassler UPS (15)

1:00 HIGH JUMP - Women: (Men follow) S. Woolsey GFC (5-2½); K. Foster UPS (5-0);
M. Bassler UPS (4-10)

HIGH JUMP - Men: K. Wigley GFC (6-6); D. Smiley A (nh); B. Hinson UPS (6-4);
D. Davis UPS (5-10)

1:15 POLE VAULT: S. Graham GFC (12-6); K. Meines GFC (12-6); D. Woollett UPS (10);
B. Heydel A (nh)

er HT JAVELIN: E. Buck A (nd); M. Watts GFC (186-1); N. Tomlinson UPS (177-11);
P. Cozens A (nd); N. Whitham GFC (174-6); G. Hargrave UPS (157); B. Gotchel UPS (157);
S. Ragan GFC (nd)

er LJ TRIPLE JUMP: S. Graham GFC (42-4); D. Wilkinson A (nd); D. Davis UPS (40);
S. Minnix UPS (40)

er Jav DISCUS - Men: (Women follow) N. Whitham GFC (155-3); M. Watts GFC (146-10);
S. Curtis A (nd); D. Hyytinen UPS (144); P. Maddox GFC (140-7); S. Huisenga A (nd);
N. Tomlinson UPS (nd)

DISCUS - Women: P. Wittenberg GFC (145-3); C. Funk GFC (108-5); C. Baird UPS (93)

2:00 400m RELAY - Women: (Men follow) 2: UPS (Bassler, Edler, Steidl, Foster) nt

400m RELAY - Men: 2: UPS (Hospenthal, Minnix, Avery, Boone) 44.8;
3: GFC (Onua, Driesner, Wigley, Young) 43.7

2:05 STEEPLECHASE: 1: D. Price GFC (nt); 2: J. Sowards UPS (9:39); 3: K. Ball GFC (9:28.2);
4: R. Ware A (nt)

2:20 1500m - Women: (Men follow) 1: K. Mannon UPS (5:00); 2: P. Fairchild UPS (5:15);
3: H. O'Neill UPS (5:15)



George Fox College/ University of Puget Sound
George Fox Alums

Newberg, Oregon
April 20, 1985

1:00 HAMMER THROW: S. Curtis A (nd); N. Whitham GFC (162-9); R. Phinney UPS (140);
M. Watts GFC (131-8); P. Maddox GFC (126-6); S. Huisenga A (nd); D. Woollett UPS (99)

1:00 SHOT PUT - Women: (Men follow) P. Wittenberg GFC (39-10); C. Funk GFC (36-8);
C. Baird UPS (32); K. Edler UPS (25)

SHOT PUT - Men: M. Watts GFC (45-4); D. Hyytinen UPS (44-8); S. Curtis A (nd);
G. Hargrave UPS (43-8); N. Whitham GFC (43-2)

1:00 LONG JUMP - Men: (Women follow) S. Graham GFC (21-0); K. Egawa UPS (20-2);
D. Woollett UPS (20-0); D. Wilkinson A (nd)

LONG JUMP - Women: M. Bassler UPS (15)

1:00 HIGH JUMP - Women: (Men follow) S. Woolsey GFC (5-2½); K. Foster UPS (5-0);
M. Bassler UPS (4-10)

HIGH JUMP - Men: K. Wigley GFC (6-6); D. Smiley A (nh); B. Hinson UPS (6-4);
D. Davis UPS (5-10)

1:15 POLE VAULT: S. Graham GFC (12-6); K. Meines GFC (12-6); D. Woollett UPS (10);
B. Heydel A (nh)

fter HT JAVELIN: E. Buck A (nd); M. Watts GFC (186-1); N. Tomlinson UPS (177-11);
P. Cozens A (nd); N. Whitham GFC (174-6); G. Hargrave UPS (157); B. Gotchel UPS (157);
S. Ragan GFC (nd)

fter LJ TRIPLE JUMP: S. Graham GFC (42-4); D. Wilkinson A (nd); D. Davis UPS (40);
S. Minnix UPS (40)

fter Jav DISCUS - Men: (Women follow) N. Whitham GFC (155-3); M. Watts GFC (146-10);
S. Curtis A (nd); D. Hyytinen UPS (144); P. Maddox GFC (140-7); S. Huisenga A (nd);
N. Tomlinson UPS (nd)

DISCUS - Women: P. Wittenberg GFC (145-3); C. Funk GFC (108-5); C. Baird UPS (93)

2:00 400m RELAY - Women: (Men follow) 2: UPS (Bassler, Edler, Steidl, Foster) nt

400m RELAY - Men: 2: UPS (Hospenthal, Minnix, Avery, Boone) 44.8;
3: GFC (Onua, Driesner, Wigley, Young) 43.7

2:05 STEEPLECHASE: 1: D. Price GFC (nt); 2: J. Sowards UPS (9:39); 3: K. Ball GFC (9:28.2);
4: R. Ware A (nt)

2:20 1500m - Women: (Men follow) 1: K. Mannon UPS (5:00); 2: P. Fairchild UPS (5:15);
3: H. O'Neill UPS (5:15)

1500m - Men: 1: J. Guzman GFC (4:12.1); 2: P. Goralski UPS (4:17); 3: S. Ball GFC (4:02.7); 4: D. Larabee GFC (nt)

2:30 110m HH: 3: D. Woollett UPS (16.2); 4: A. Onua GFC (13.7); 5: L. Sayles UPS (16.8)

2:40 400m - Women: (Men follow) 3: T. Holleman UPS (63); 4: L. Post UPS (63)

400m - Men: 3: T. Daugherty UPS (50.2); 4: M. Young GFC (50.2); 5: P. Hospenthal UPS (50.1); 6: B. Hinson UPS (53.0)

2:50 100m - Women: (Men follow) 4: K. Edler UPS (13.2); 5: T. Steidl UPS (14.0)

100m - Men: 3: A. Onua GFC (10.8); 4: M. Boone UPS (10.9); 5: S. Minnix UPS (11.3)

3:00 800m - Women: (Men follow) 1: J. Peters GFC (2:27.8); 2: J. Eastman UPS (2:25); 3: K. Mattson GFC (2:25.8)

800m - Men: 1: S. Simons UPS (2:00); 2: K. Ball GFC (1:57.9); 3: D. Walzer UPS (2:00); 4: S. Ball GFC (1:59.6); 5: W. Otto A (nt)

3:10 400m IH - Women: 3: B. Asbury UPS (71.0); 4: K. Foster UPS (71.0)

400m IH - Men: 3: G. Avery UPS (58.0); 4: D. Driesner GFC (56.9); 5: L. Sayles UPS (61.0); 6: W. Otto A (nt)

3:20 200m - Women: 3: K. Edler UPS (28.8); 4: K. Mattson GFC (29.0); 5: T. Steidl UPS (30.0)

200m - Men: 2: M. Boone UPS (22.8); 3: M. Young GFC (22.5); 4: T. Daugherty UPS (22.3); 5: P. Hospenthal UPS (22.4)

3:30 3000m - Women: 1: L. Garnett UPS (nt); 2: J. Peters GFC (12:28.1); 3: S. Watson UPS (10:50)

5000m - Men: 1: J. Cairns UPS (nt); 2: D. Larabee GFC (16:04.9); 3: P. Goralski UPS (15:30); 4: J. Guzman GFC (16:07); 5: D. Price GFC (nt); 6: S. Blikstad A (nt); 7: R. Ware A (nt); 8: T. Rochholz A (nt)

3:50 4 x 400 - Women: 2: UPS (Asbury, Foster, Watson, Holleman) nt

4 x 400 - Men: 2: UPS (Avery, Hinson, Daugherty, Hospenthal) 3:24;
3: GFC (Driesner, Graham, Onua, Young) 3:20.2

WOMEN
 GEORGE FOX COLLEGE/UNIVERSITY OF PUGET SOUND
 Newberg, Oregon
 April 20, 1985

EVENT	PLACE	SCHOOL	TIME/DISTANCE	POINTS	GFC	UPS
SHOT	1st Paula Wittenberg	GFC	37'10"	5		
	2nd Cheryl Funk	GFC	34'7"	3		
	3rd Cyndi Baird	UPS	30'8"	1	8/8	1/1
HIGH JUMP	1st Kip Foster	UPS	5'0"	5		
	2nd Sue Woolsey	GFC	5'0"	3		
	3rd Monique Bassler	UPS	5'0"	1	3/11	6/7
400m RELAY1	1st Bassler, Edler, Steidl, Foster	UPS	56.2	5	0/11	5/12
LONG JUMP	1st Monique Bassler	UPS	15'5"	5	0/11	5/17
1500m	1st Jennifer Eastman	UPS	4:50.8	5		
	2nd Pam Fairchild	UPS	5:31.3	3	0/11	8/25
400m	1st Teresa Hollenman	UPS	1:10.7	5	0/11	5/30
100m	1st Trudy Steidl	UPS	14.0	5		
	2nd Katie Edler	UPS	14.3	3	0/11	8/38
800m	1st Kay Mattson	GFC	2:26.6	5		
	2nd Jodi Peters	GFC	2:31.0	3		
	3rd Kelley Mannon	UPS	2:44.9	1	8/19	1/39
400m I H	1st Kip Foster	UPS	1:13.7	5		
	2nd Brenda Asbury	UPS	1:14.0	3	0/19	8/47
200m	1st Kay Mattson	GFC	29.0	5		
	2nd Trudy Steidl	UPS	30.0	3	5/24	3/50
3000m	1st Lise Garnett	UPS	11:17.6	5	0/24	5/55

EVENT	PLACE	SCHOOL	TIME/DISTANCE	POINTS	GFC	UPS
1600m RELAY	1st Peters, Thompson Mattson, McDougal	GFC/A	4:31.0			
	2nd Asbury, Foster, Eastman, Holleman	UPS	4:36.5	5	0/24	5/60
DISCUS	1st Paula Wittenberg	GFC	142'	5		
	2nd Cheryl Funk	GFC	97'5"	3		
	3rd Cyndi Baird	UPS	89'4"	1	8/32	1/61

MEN
 GEORGE FOX COLLEGE/UNIVERSITY OF PUGET SOUND
 GEORGE FOX ALUMS
 Newberg, Oregon
 April 20, 1985

EVENT	PLACE	SCHOOL	TIME/DISTANCE	POINTS	GFC	UPS
HAMMER	1st Nathan Whitham	GFC	160'9"	5		
	2nd Steve Curtis	A	157'			
	3rd Ray Phinney	UPS	140'	3		
	4th Mike Watts	GFC	139'2"	1	6/6	3/3
LONG JUMP	1st Steve Graham	GFC	21'4 $\frac{1}{2}$ "	5		
	2nd Dave Wilkinson	A	19'6 $\frac{1}{2}$ "			
	3rd Keith Egawa	UPS	19'3 $\frac{3}{4}$ "	3		
	4th Dave Davis	UPS	18'6 $\frac{1}{2}$ "	1	5/11	4/7
POLE VAULT	1st Brent Heydel	A	13'6"			
	2nd Ken Meines	GFC	12'0"	5	5/16	0/7
400m RELAY	1st Onua, Driesner, Graham, Young	GFC	43.9	5		
	2nd Hospenthal, Minnix, Avery, Boone	UPS	44.0	0	5/21	0/7
SHOT PUT	1st Mike Watts	GFC	45'8"	5		
	2nd Dave Hyytinen	UPS	45'2"	3		
	3rd Steve Curtis	A	45'0"			
	4th Nathan Whitham	GFC	41'1 $\frac{1}{2}$ "	1	6/27	3/10
STEEPLECHASE	1st Jeff Sowards	UPS	9:43.6	5		
	2nd Steven Simons	UPS	10:34.2	3		
	3rd Dan Price	GFC	10:47.7	1	1/28	8/18
1500m	1st Scott Ball	GFC	4:05.4	5		
	2nd Jeff Guzman	GFC	4:10.5	3		
	3rd Jim Cairns	UPS	4:13.1	1	8/36	1/19
HIGH JUMP	1st Bill Hinson	UPS	6'2"	5		
	2nd Duane Smiley	A	6'2"			
	3rd Wendall Otto	A	5'10"			
	4th Dave Davis	UPS	5'8"	3		
	5th Nathan Whitham	GFC	5'4"	1	1/37	8/27
110m H H	1st Adolphus Onua	GFC	14.3	5		
	2nd Gary Avery	UPS	16.7	3	5/42	3/30

EVENT	PLACE	SCHOOL	TIME/DISTANCE	POINTS	GFC	UPS
JAVELIN	1st Eb Buck	A	202'8"			
	2nd Mike Watts	GFC	182'7"	5		
	3rd Brian Gotchel	UPS	173'9"	3		
	4th Miles Tomlinson	UPS	165'10"	1	5/47	4/34
400m	1st Paul Hospenthal	UPS	50.1	5		
	2nd Mark Young	GFC	51.2	3		
	3rd Bill Hinson	UPS	53.6	1	3/50	6/40
TRIPLE JUMP	1st Wendall Otto	A	42'5"			
	2nd Steve Graham	GFC	41'1 $\frac{1}{2}$ "	5		
	3rd Dave Wilkinson	A	40'3"		5/55	0/40
100m	1st Adolphus Onua	GFC	10.8	5		
	2nd Mike Boone	UPS	11.3	3		
	3rd Scott Minnix	UPS	11.8	1	5/60	4/44
800m	1st Scott Ball	GFC	2:04.1	5		
	2nd Bhrett Monroe	UPS	2:06.6	3		
	3rd Steve Simons	UPS	2:07.4	1	5/65	4/48
400m I R	1st Gary Avery	UPS	57.7	5		
	2nd Dave Driesner	GFC	59.4	3	3/68	5/53
200m	1st Mark Young	GFC	22.5	5		
	2nd Paul Hospenthal	UPS	22.9	3		
	3rd Mike Boone	UPS	23.2	1	5/73	4/57
5000m	1st Steve Blikstad	A	15:07.5			
	2nd Jim Cairns	UPS	15:18.2	5		
	3rd Jeff Gusman	GFC	15:53.5	3		
	4th Dwight Larabee	GFC	15:58.8	1	4/77	5/62
DISCUS	1st Paul Maddox	GFC	148'7"	5		
	2nd Nathan Whitham	GFC	144'3"	3		
	3rd Mike Watts	GFC	142'10"	1	9/86	0/62
1600m RELAY	1st Avery, Hinson, Daugherty, Hospenthal	UPS	3:31.9	5		
	2nd Meines, Driesner, Graham, Young	GFC	3:33.0	0	8/86	5/67

GEORGE FOX COLLEGE
WOMEN'S TRACK & FIELD RECORDS
5-13-85

<u>EVENT</u>	<u>MARK</u>	<u>NAME</u>	<u>YEAR</u>
100m	11.9	Jackie Jackson	1981
200m	24.60 <i>ET</i>	Joyce Yates	1979
400m	56.22 ET	Shavon Dennis	1980
800m	2:20.1	Kay Mattson	1983
1500m	4:49.4	Eileen McDougal	1979
3000m	10:55.9 <i>10:34.8</i>	Nancy Roley	1983
5000m	19:19.1 <i>18:33.8</i>	Nancy Roley	1983 <i>86</i>
10,000m	45:04.1 <i>40:33.7</i>	Roxy Gate <i>Roley</i>	1983 <i>86</i>
100m Hurdles	15.17 ET	Karen Maxwell	1980
400m Hurdles	1:05.00 <i>ET</i>	Karen Maxwell	1980
400m RELAY	49.3	Jacque Davis Shavon Dennis Karen Maxwell Jacquie Williams	1980
1600m RELAY	4:02.4	Nora Thompson Jacquie Williams Karen Maxwell Jackie Jackson	1981
Long Jump	17-5	Jacquie Williams	1980
High Jump	5-3 1/4 <i>5-4</i>	Melody Groeneveld <i>SUE WOOLSEY</i>	1983 <i>87</i>
Shot	42-2 1/2	Karen Gurske	1981
Discus	146-9 <i>151-1</i>	Paula Wittenberg	1984 <i>86</i>
Javelin	154-10	Sue Banta	1977
Heptathlon	3355 <i>3427</i> <i>3323</i>	Sue Woolsey <i>K. LANG</i>	1985 <i>1988</i>
MARATHON	3:51:07	KALI HAVERSTOCK	<i>87</i>
3000m	RACEWALK <i>19:13.5</i>	DEBBIE JONES	<i>82</i>

EVENT	MARK	NAME	YEAR
400m Shuttle Hurdle RELAY	1:08	Nora Thompson Saundra Burns Lois Thomas Jacquie Williams	1981

800m Medley	1:52.4	Joyce Still Valerie Hurliman Lisa Pitts Kay Mattson	100 1983 100 200 400
-------------	--------	--	-------------------------------

9th NATIONAL

3200m RELAY	10:00.3	Kerry DeVries Jodi Peters Valerie Hurliman Kay Mattson	1983
-------------	---------	---	------

ranked 10th NATIONAL

Shot Put RELAY	99-1/4	Karen Gurske Lynette Phillips Rachel Hampton	1981
----------------	--------	--	------

Javelin RELAY	268-11 1/4	Lynette Phillips Tina Stephensen Karen Gurske	1981 87
---------------	-----------------------	--	-----------------------

298-

FOX
SPRINGFIELD
WOODWAY

High Jump RELAY	14-1/4	Karen Maxwell Jacquie Williams Saundra Burns	1980
-----------------	--------	--	------

4x200 1:46.50 FAT

JACQUE DAVIS 1980
KAREN MAXWELL
JACQUE WILLIAMS
JANON DENNIS

(WOMEN)

BRI TRACK
1985 SEASON'S BEST

5-13-85

400 Relay

Steeple Chase

1500

100 High Hurdles 4-1
19.8 Sue Woolsey

400 4-1
64.2 Kay Mattson

100

500 5-4 2:20.9 Kay Mattson 5-4 2:22.8 Jodi Peters 4-9 2:55.9 Sue Woolsey

Interm. Hurdles

200 4-28 28.8 Kay Mattson 4-8 30.0 Sue Woolsey

1600 Relay

3000 4-25 12:13.4 Jodi Peters 4-6 nt Kay Mattson

10,000

Pole Vault

High Jump 5-11
5-3 Sue Woolsey

Long Jump 4-13
15-4½ Sue Woolsey

Triple Jump

Shot 3-16 39-10½ Paula Wittenberg 4-6 36-8 Cheryl Funk 4-23 26-1 3/4 Sue Woolsey

Discus 4-1 145-3 Paula Wittenberg 4-13 4-13 108-5 Cheryl Funk

Javelin 4-24
85-9½ Sue Woolsey

Hammer

Heptathlon 4/8-9
3417 Sue Woolsey

Marathon

BRUIN TRACK
1985 Point Totals

(Women)

	Lin. Pac.	L&C Whit.	WOSC	UPS Alums	Will.	Dist.	Natl.
Funk	4	6 10	0 10	6 16	6 22	0 22	- -
Mattson	5	6 11	5 16	10 26	6 32	0 32	- -
Peters	7	4 11	2 13	3 16	4 20	0 20	- -
Wittenberg	10	10 20	10 30	10 40	10 50	10 60	- -
Woolsey	11	13 24	8 32	3 35	13 48	11 59	- -
L	57	GF 21	GF 25	GF 32	GF 39	UoP 143	
GF	37	LC 88	WO 88	UP 61	WU 54	WO 133	
P	29					LC 93	
						WU 77	
						L 76	
						SO 62	
						GF 21	
						NMC 17	
						P 9	

Rob - equip back from
w/over not sub

WOMEN'S TRACK

1984-1985

~~Dennis, Angela~~
~~EDMUNDSON, Julie-Anne~~

FLANAGAN, Jeana

FUNK, Cheryl

~~GRABER, Charlotte~~

~~GROTHJOHN, Bonnie~~

MATTSON, Kay

M. Insp.

~~MCMASTER, Melody~~

~~MENNEALY, Cheryl~~

~~NYSETH, Lisa~~
~~PETERS, Jodi~~
~~Stump, Julie~~

(Capt.)

WITTENBERG, Paula

MV.

WOOLSEY, Sue

M. Insp

26TH ANNUAL MEN'S NAIA CROSS COUNTRY CHAMPIONSHIPS
UNIVERSITY OF WISCONSIN-PARKSIDE
0,000 M. NATIONAL CROSS COUNTRY COURSE
NOVEMBER 16, 1985

AMENDED 11/21/85

KENOSHA, WISCONSIN

PLACE	NUMBER	SCHOOL NUMBER	NAME	TIME	SCHOOL NAME	CLASS
ALL AMERICAN	1	327	26 HIPWOOD, ROBBIE	25:49	ADAMS STATE CO	
	2	325	26 FERGUSON, ROBERT	26:02	ADAMS STATE CO	
	3	352	28 TIMEWELL, KEN	26:10	SIMON FRASER BC	
	4	257	19 BATCHELOR, JIM	26:17	WISCONSIN-LA CROSSE	
	5	134	4 WILLIAMS, BRIAN	26:34	ANDERSON COLLEGE IND	
	6	330	26 ROYBAL, RICK	26:37	ADAMS STATE CO	
	7	540	0 BEGAY, NELSON	26:38	CENTRAL STATE OK	
	8	574	0 PILLINGS, TIM	26:39	SOUTHERN UTAH	
	9	328	26 JAQUEZ, DAN	26:40	ADAMS STATE CO	
	10	581	0 MURPHY, BRENDAN	26:41	PITTSBURG STATE UNIV	
	11	351	28 SMITH, TREVOR	26:42	SIMON FRASER BC	
	12	204	12 AUFDENBERGE, PAUL	26:46	HILLSDALE COLLEGE MI	
	13	331	26 SPERBER, JACK	26:48	ADAMS STATE CO	
	14	382	32 BRYANT, DAN	26:51	MISSOURI BAPTIST	
	15	520	0 PIERSON, MARK	26:53	RIO GRANDE COLLEGE OH	
	16	284	19 REDISKE, BILL	26:53	WISCONSIN-LA CROSSE	
	17	583	0 HUNTER, KIRK	26:54	FORT HAYS STATE KS	
	18	318	25 DIAZ, JUAN	26:54	WESTERN STATE CO	
	19	563	0 POPE, JEFF	26:55	ARKANSAS MONTICELLO	
	20	237	16 CROWLEY, BRIAN	26:57	ST. THOMAS AQUINAS NY	
	21	345	28 GILLESPIE, JOHN	26:57	SIMON FRASER BC	
	22	286	21 TRAYNOR, TIMOTHY	26:58	WISCONSIN-RIVER FALLS	
	23	369	30 ROACH, GLENN	26:58	BERRY COLLEGE GA	
	24	442	38 LENZ, BRIAN	27:01	SOUTHWESTERN COLLEGE KS	
	25	582	0 WALSH, WILLIE	27:04	PITTSBURG STATE UNIV	
ALL AMERICAN	26	326	26 FITZGERALD, DON	27:07	ADAMS STATE CO	
	27	315	25 CATHCART, STEVE	27:08	WESTERN STATE CO	
	28	593	0 GILDEHAUS, JERRED	27:09	GEORGE FOX COLLEGE OR	
	29	428	36 TIGHE, RICH	27:09	LORAS COLLEGE IA	
	30	404	34 MILLER, RICH	27:09	WISCONSIN-PARKSIDE	
	31	338	27 DUDLEY, BRUCE	27:10	CENTRAL WASHINGTON	
	32	507	0 HANLEY, JEFF	27:10	VALLEY CITY ST ND	
	33	263	19 MEULEMANS, PAUL	27:12	WISCONSIN-LA CROSSE	
	34	440	38 KEESLING, ROGER	27:12	SOUTHWESTERN COLLEGE KS	
	35	267	20 CHENEY, TOM	27:13	WISCONSIN-EAU CLAIRE	
	36	368	30 O'GRADY, PATRICK	27:16	BERRY COLLEGE GA	
	37	274	20 RENNER, ED	27:16	WISCONSIN-EAU CLAIRE	
	38	462	40 GILROY, DAVID	27:17	WILLANETTE UNIV OR	
	39	365	30 MATHERNE, DAVID	27:18	BERRY COLLEGE GA	
	40	577	0 DANIELS, CLINT	27:19	ARKANSAS TECH	
	41	258	19 GROSS, JIM	27:20	WISCONSIN-LA CROSSE	
	42	586	0 HANN, MIKE	27:21	KEARNEY STATE NE	
	43	383	32 DECLUE, TOM	27:23	MISSOURI BAPTIST	
	44	591	0 MILLER, GREG	27:23	EASTERN OREGON STATE	
	45	590	0 WOOSLEY, TAD	27:24	WESTERN OREGON STATE	
	46	198	11 LEMUEL, ROBERT	27:24	SAGINAW VALLEY MI	
	47	261	19 KNIER, BRIAN	27:24	WISCONSIN-LA CROSSE	
	48	262	19 KRAMCZYK, ERIC	27:25	WISCONSIN-LA CROSSE	
	49	270	20 MOUN, HO	27:25	WISCONSIN-EAU CLAIRE	
	50	446	38 SMITHHISLER, DENNIS	27:28	SOUTHWESTERN COLLEGE KS	

101	542	0	ELVEBAK, LARRY	27:59	WINONA STATE MN
102	348	28	NELSON, ROB	28:00	SIMON FRASER BC
103	543	0	CASTLE, ARTHUR	28:00	CALIFORNIA LUTHERAN
104	519	0	MILLER, DARREN	28:01	RIO GRANDE COLLEGE OH
105	128	4	BINGHAM, JEFF	28:01	ANDERSON COLLEGE IND
106	107	1	SCHOEPPNER, SAM	28:02	HALONE COLLEGE OHIO
107	203	12	ABRAHAM, BOB	28:03	HILLSDALE COLLEGE MI
108	556	0	MONTAUD, DANNY	28:03	NORTH FLORIDA
109	307	24	CARSWELL, CHRIS	28:04	POINT LOMA CA
110	124	3	MOORE, ROB	28:04	CEDARVILLE COLLEGE OHIO
111	557	0	SNADEN, GORDON	28:05	NORTH FLORIDA
112	567	0	GUERRA, BLAS	28:05	PARK COLLEGE MO
113	311	24	MORRISON, ALAN	28:06	POINT LOMA CA
114	592	0	WHITLOW, RAYMOND	28:07	LINFIELD COLLEGE OR
115	309	24	MATSON, CAMERON	28:07	POINT LOMA CA
116	401	34	HUNT, JOHN	28:07	WISCONSIN-PARKSIDE
117	334	27	BARRON, JOE	28:08	CENTRAL WASHINGTON
118	320	25	HEADE, DOUGLAS	28:08	WESTERN STATE CO
119	387	32	PLUNKETT, TERRY	28:09	MISSOURI BAPTIST
120	323	25	ROCH, STEVE	28:10	WESTERN STATE CO
121	356	29	HENDRIX, RODNEY	28:10	LUBBOCK CHRISTIAN TX
122	406	34	RENCH, SCOTT	28:11	WISCONSIN-PARKSIDE
123	447	38	TUXHORN, KENT	28:11	SOUTHWESTERN COLLEGE KS
124	380	31	WAYNE, LARRY	28:12	HARDING UNIVERSITY AR
125	518	0	HERTMAN, JEFF	28:12	WALSH COLLEGE OHIO
126	374	31	HALBERT, DARRYL	28:12	HARDING UNIVERSITY AR
127	248	17	TRIMBLE, MARK	28:13	OKLAHOMA CHRISTIAN
128	585	0	BUSCH, FRITZ	28:13	DOANE COLLEGE NE
129	439	38	KEESLING, JIM	28:13	SOUTHWESTERN COLLEGE KS
130	560	0	DALTON, DAVID	28:14	WESTMINSTER COLLEGE MO
131	367	30	MOON, DOUG	28:14	BERRY COLLEGE GA
132	427	36	TIERNEY, PATRICK	28:15	LORAS COLLEGE IA
133	505	0	HANSON, TIM	28:15	BLACK HILLS ST SD
134	547	0	SIMONSEN, GEIR	28:15	BENIDJI STATE MN
135	284	21	WELHOEFER, RON	28:16	WISCONSIN-RIVER FALLS
136	341	27	LITTLE, CHUCK	28:17	CENTRAL WASHINGTON
137	541	0	BUSS, RODNEY	28:17	CENTRAL STATE OK
138	205	12	BENEDICT, ROB	28:18	HILLSDALE COLLEGE MI
139	535	0	SOKOLOWSKI, KENNETH	28:18	WEST LIBERTY STATE WV
140	282	21	PETERFESO, ROBERT	28:19	WISCONSIN-RIVER FALLS
141	546	0	ANDERSON, BILL	28:19	BENIDJI STATE MN
142	390	33	BRYANT, KENDALL	28:20	CARSON-NEWMAN TN
143	306	23	THELEN, ROGER	28:20	MOORHEAD STATE MN
144	456	39	MASON, BRAD	28:21	HASTINGS COLLEGE NE
145	298	23	DENZER, MARVIN	28:21	MOORHEAD STATE MN
146	165	8	CARLSON, MIKE	28:21	DICKINSON STATE ND
147	162	7	MULLER, THEUNIS	28:21	WAYLAND BAPTIST TX
148	195	11	CUNNINGHAM, DAVID	28:22	SAGINAW VALLEY MI
149	333	26	WOODARD, KEN	28:23	ADAMS STATE CO
150	147	6	ENTINGH, ANDY	28:24	GENEVA COLLEGE PA

NAIA CROSS COUNTRY INDIVIDUAL RESULTS-CONT. PAGE 5 NOVEMBER 16, 1985

201	151	6	McFARLAND, JOHN	28:54	GENEVA COLLEGE PA
202	108	1	SHETLER, TOM	28:55	MALONE COLLEGE OHIO
203	296	22	KONEAZNY, JAMES	28:56	WISCONSIN-MILWAUKEE
204	133	4	SMITH, WADE	28:56	ANDERSON COLLEGE IND
205	414	35	LONG, DAVID	28:56	CABRINI COLLEGE PA
206	569	0	VILA, DAVE	28:57	COVENANT COLLEGE TN
207	562	0	SCHMID, STEVE	28:57	ROCKHURST COLLEGE MO
208	157	7	DEVINE, VIVIAN	28:58	WAYLAND BAPTIST TX
209	146	6	BLYTHE, TOM	29:00	GENEVA COLLEGE PA
210	573	0	MILLIE, JEFFREY	29:00	NEW MEXICO HIGHLANDS
211	438	37	WEIDENBACH, PAUL	29:01	EMPORIA STATE KS
212	364	30	CLAEYS, MICHAEL	29:02	BERRY COLLEGE GA
213	148	6	FORD, JIM	29:04	GENEVA COLLEGE PA
214	169	8	KADRMAS, CRAIG	29:05	DICKINSON STATE ND
215	285	21	STAHL, BRIAN	29:05	WISCONSIN-RIVER FALLS
216	568	0	VEST, JOHN	29:06	PARK COLLEGE MO
217	123	3	KING, RUSTY	29:06	CEDARVILLE COLLEGE OHIO
218	407	34	SERRANO, ANDY	29:06	WISCONSIN-PARKSIDE
219	278	21	BOYLE, JAMES	29:07	WISCONSIN-RIVER FALLS
220	130	4	HAWKS, ROGER	29:08	ANDERSON COLLEGE IND
221	175	9	ARTIS, RICK	29:10	GEORGETOWN COLLEGE KY
222	129	4	COSBY, JIM	29:10	ANDERSON COLLEGE IND
223	366	30	MILLER, STEVE	29:11	BERRY COLLEGE GA
224	187	10	JECHURA, ROB	29:13	SIENA HEIGHTS MI
225	201	11	SLIGER, PAUL	29:14	SAGINAW VALLEY MI
226	376	31	LOCKHART, RICHARD	29:15	HARDING UNIVERSITY AR
227	295	22	KEELER, ROBERT	29:16	WISCONSIN-MILWAUKEE
228	504	0	STAATS, WAYNE	29:16	WESTMINSTER COLLEGE PA
229	392	33	FELLMOELTER, KEN	29:18	CARSON-RENNAN TN
230	164	8	BRESTER, GREG	29:19	DICKINSON STATE ND
231	287	22	BAERMERT, MIKE	29:19	WISCONSIN-MILWAUKEE
232	411	35	DONAHUE, JOHN	29:20	CABRINI COLLEGE PA
233	506	0	BOEHM, DARRIN	29:21	VALLEY CITY ST ND
234	297	23	ANDERSON, KEN	29:22	MOORHEAD STATE MN
235	138	5	CORNFIELD, DOUG	29:23	TAYLOR UNIV IND
236	281	21	MCGURRAN, SEAN	29:23	WISCONSIN-RIVER FALLS
237	537	0	BELTON, TROY	29:23	CONCORDIA COLLEGE NY
238	419	36	ANNIS, BRIAN	29:24	LORAS COLLEGE IA
239	313	24	STOCKER, TIM	29:25	POINT LOMA CA
240	160	7	HANKINS, MARK	29:25	WAYLAND BAPTIST TX
241	565	0	PONDER, PAT	29:25	QUACHITA BAPTIST AR
242	357	29	RAMOS, JOE	29:26	LUBBOCK CHRISTIAN TX
243	188	10	SCHMIDT, PAUL	29:26	SIENA HEIGHTS MI
244	420	36	BECKER, TONY	29:27	LORAS COLLEGE IA
245	436	37	PETERSON, STEVE	29:28	EMPORIA STATE KS
246	522	0	BUTLER, NEAL	29:30	ASBURY COLLEGE KY
247	538	0	WYNNE, BRIAN	29:30	CONCORDIA COLLEGE NY
248	118	3	BROOKER, SCOTT	29:31	CEDARVILLE COLLEGE OHIO
249	372	31	BAIRD, JIM	29:32	HARDING UNIVERSITY AR
250	570	0	CURD, DAVID T.	29:33	DAVID LIPSCOMB TN

NAIA CROSS COUNTRY INDIVIDUAL RESULTS-CONT. PAGE 7 NOVEMBER 16, 1985

301	189	10	SKELCY, MARK	30:44	SIENA HEIGHTS MI
302	355	29	GONZALES, ISRAEL	30:46	LUBBOCK CHRISTIAN TX
303	223	14	EUBANKS, ARTY	30:47	USC SPARTANBURG
304	514	0	TAYLOR, TIM	30:48	NORTHEASTERN ILLINOIS
305	534	0	SAUNDERS, EUGENE	30:49	WEST LIBERTY STATE WV
306	410	35	CASAZZA, PETER	30:55	CABRINI COLLEGE PA
307	233	15	CHAPMAN, STANLEY	31:02	UNIV OF CHARLESTON WV
308	579	0	SOTELO, ANTONIO	31:03	ST EDWARDS TX
309	178	9	BRIGHT, JEFF	31:07	GEORGETOWN COLLEGE KY
310	530	0	HOWELL, MICHAEL	31:12	FRANCIS MARION SC
311	239	16	FERRONE, JAMES	31:15	ST. THOMAS AQUINAS NY
312	527	0	ANGELL, JIM	31:17	EASTERN NAZARENE MA
313	312	24	SWAIN, KEVIN	31:17	POINT LOMA CA
314	200	11	SEELEY, TIM	31:19	SAGINAW VALLEY MI
315	186	10	WILUSZ, STEVE	31:20	SIENA HEIGHTS MI
316	226	14	REED, TOMMY	31:21	USC SPARTANBURG
317	363	30	BEDWELL, BROOKS	31:22	BERRY COLLEGE GA
318	131	4	MEEKS, BRIAN	31:23	ANDERSON COLLEGE IND
319	361	29	WILLIAMS, KENRICK	31:25	LUBBOCK CHRISTIAN TX
320	422	36	CRANE, BRIAN	31:28	LORAS COLLEGE IA
321	305	23	STREICH, JEFF	31:28	MOORHEAD STATE MN
322	236	15	TAYLOR, DON	31:39	UNIV OF CHARLESTON WV
323	533	0	BRANNAN, DAVID	31:40	WEST LIBERTY STATE WV
324	173	8	WOUNDED FACE, JOE	31:43	DICKINSON STATE ND
325	254	18	DOKE, RICK	31:44	ALABAMA HUNTSVILLE
326	430	37	BURGER, GREG	31:45	EMPORIA STATE KS
327	177	9	HALL, JON	31:49	GEORGETOWN COLLEGE KY
328	241	16	WIRCHANSKY, GARY	31:50	ST. THOMAS AQUINAS NY
329	240	16	SOMMERLAD, CHARLES	31:59	ST. THOMAS AQUINAS NY
330	576	0	LAGRONE, DONALD	32:04	SCHREINER COLLEGE TX
331	391	33	COSTIN, SCOTT	32:06	CARSON-NEWMAN TN
332	513	0	CRAYNE, KEVIN	32:07	JUDSON COLLEGE ILL
333	310	24	MCHAMON, NEIL	32:11	POINT LOMA CA
334	154	6	YUEN, DAVE	32:13	GENEVA COLLEGE PA
335	149	6	HARTSHORN, LORN	32:14	GENEVA COLLEGE PA
336	183	9	BIXLER, DWAYNE	32:26	GEORGETOWN COLLEGE KY
337	242	16	BART, JEFFERY	32:26	ST. THOMAS AQUINAS NY
338	112	2	BLAKE, MICHAEL	32:29	ST XAVIER ILLINOIS
339	179	9	HELLS, TIM	32:39	GEORGETOWN COLLEGE KY
340	227	14	TRAYNHAM, STEVE	32:48	USC SPARTANBURG
341	252	18	DEAL, MICHAEL	32:58	ALABAMA HUNTSVILLE
342	516	0	CLANEY, KEVIN	32:42	GREENVILLE COLLEGE ILL
343	393	33	HAYWORTH, KEITH	33:53	CARSON-NEWMAN TN
344	385	32	LUTTRELL, LINK	33:58	MISSOURI BAPTIST
345	111	2	BARTECKI, STANLEY	34:09	ST XAVIER ILLINOIS
346	250	18	CHAMBERS, TODD	39:08	ALABAMA HUNTSVILLE
347	228	14	WILKINS, STANLEY	40:52	USC SPARTANBURG

LEWIS AND CLARK COLLEGE

Track and Field Results

NAIA DISTRICT 2 TRACK AND FIELD CHAMPIONSHIPS

DATE: May 7-8, 1982

PLACE: SOSC

CONDITIONS: Cloudy, Windy, Cool

Ashland, Oregon

TEAM SCORES:	1. Willamette	151
	2. Linfield	130
	3. EOSC	109
	4. SOSC	99
	5. WOSC	66
	6. Lewis & Clark	63
	7. George Fox	51
	8. NW Nazarene	42
	9. Pacific	3

10,000 M Final

1. Don Stearns	EOSC	31:21.1
2. Kris Mueller	L	31:47.0
3. Frank Knight	WOSC	31:59.0
4. Paul Mattson	LC	32:40.9
5. Charles Hildreth	SOSC	33:50.2
6. Tom Baumgartner	EOSC	34:10.7
7. Steve Watts	EOSC	38:47.2
8. Greg Mackie	W	DQ

Discus Final

1. Martin Jaqua	L	170'6"
2. Jeff Simon	EOSC	156'10"
3. Steve Curtis	GF	144'6"
4. Steve Bitterfield	EOSC	142'11"
5. Terry Outcalt	LC	142'0"
6. Paul Brown	SOSC	141'8"
7. Nathan Whitham	GF	140'7"
8. Don Backman	W	139'11"

Long Jump Final

1. Greg Hansen	W	22' 10 3/4"
2. Mark Lipke	W	22' 2 1/4"
3. Kent Toomb	J	22'0"
4. Curt Goetsch	L	21'11 3/4"
5. Ken McGee	EOSC	21' 10 3/4"
6. Bob Quiring	WOSC	21' 5 3/4"
7. John Davenport	W	20 11 1/4"
8. Tom Ofori	W	20'9"
9. Dave Beemer	P	20'8"
10. Don Discus	NNC	19' 10 1/2"
11. Tal Jones	EOSC	DQ

3,000 M Steeplechase Final

1. Mark Holmland	W	9:35.8
2. Jim Bright	GF	9:47.6
3. Ken White	EOSC	10:01.9
4. Chris Van Cauteren	WOSC	10:10.9
5. Phil Jones	NNC	10:21.6
6. Charlie Hart	LC	10:34.8
7. Ken James	EOSC	10:40.9

Hammer Final

1. Steve Curtis	GF	159'3"
2. Martin Jaqua	L	150'4"
3. Greg Carter	L	150'3"
4. Dennis Earnshaw	LC	146'11"
5. Jeff Simon	EOSC	146'9"
6. Nolan Smith	GF	143'6"
7. Jim Tipler	EOSC	135'6"
8. Don Backman	W	131'9"
9. Glen Hill	WOSC	DQ

10,000 Meter Walk Final

1. John Kerfoot	EOSC	51:10.5
2. Brad Jacobs	LC	52:41.4
3. Charlie Hart	LC	54:59.9
4. Fred Clair	EOSC	57:43.2
5. Jeff Kilday	W	59:31.4
6. Dwight Larabee	GF	61:09.2
7. Ken White	SOSC	65:07.9
8. Bob Feasel	EOSC	65:13.1

400 Meter Relay Final

1. Eastern Oregon	42.8
2. Linfield	42.9
3. Southern Oregon	43.1
4. Willamette	43.8
5. Pacific	44.0

NAIA District 2 Track & Field Championships

May 7-8, 1982

Page 2

1500 Meter Final

1. Tim Douglas	WOSC	3:59.2
2. Mark Brown	L	4:01.7
3. David Johnson	W	4:02.6
4. Chris Wood	LC	4:03.2
5. Kelly Davis	SOSC	4:05.3
6. Ken James	EOSC	4:06.2
7. Ron Richards	NNC	4:06.9
8. Kevin O'Connor	W	4:11.4

110 M High Hurdles Final

1. Marc Gianneschi	LC	14.5
2. Mark Kelley	WOSC	14.8
3. Dave Johnson	WOSC	15.0
4. Dan Cripps	SOSC	15.5
5. John Davenport	W	15.5
6. Jim Terry	EOSC	15.7

Shot Put Final

1. Jeff Simon	EOSC	51'10 1/2"
2. Mike Pressley	LC	47'11"
3. Dave Novotney	W	47'10 1/2"
4. Kerry Fagerberg	LC	47'2"
5. Brett Dreiske	EOSC	46'11"
6. Don Backman	W	45'11"
7. Todd Goergen	W	45'11"
8. Martin Jaqua	L	45'3"
9. Steve Curtis	GF	44' 11 1/2"
10. Rick Allen	LC	43' 7 1/2"
11. Glen Hill	WOSC	40'10"

100 Meter Final

1. Terry Hendrix	SOSC	10.5
2. Tony Eddings	EOSC	10.6
3. Darryl Winston	NNC	10.7
4. Perry Handy	EOSC	10.8
5. Dave Freunds Schuh	L	11.0
6. Carlos Crutch	P	11.0
7. Ken McGee	EOSC	11.0
8. Lynn Reed	L	13.7

800 Meter Final

1. David Lewis	W	1:56.4
2. John Cole	SOSC	1:57.4
3. Andre Hajnal	W	1:58.3
4. Mike Tiedy	LC	1:58.6
5. Roger Houser	NNC	2:00.1
6. David Trotter	LC	2:01.1
7. Tim Douglas	WOSC	2:06.1

400 Meter Intermediate Hurdle Final

1. Don Hicks	W	53.9
2. Jim Terry	EOSC	54.6
3. Dan Cripps	SOSC	55.4
4. Randy Reason	L	56.2
5. Marc Gianneschi	LC	56.6
6. Doug Rauhen	L	57.5
7. John Davenport	W	58.7
8. Mark Kelley	WOSC	61.8
9. Randy Renfro	GF	61.9

Triple Jump Final

1. Don Discus	NNC	45'7"
2. Kent Toomb	L	44' 2 3/4"
3. Thomas Ofori	W	44' 11 1/4"
4. Mark Lipke	W	43' 9 3/4"
5. Lee Reed	WOSC	42' 7 1/2"
6. Tal Jones	EOSC	41' 2"
7. Nolan Smith	GF	40' 2 3/4"
8. Bill Sherrod	W	40' 0 3/4"

Javelin Final

1. Paul Brown	SOSC	205' 4"
2. Randy Hayes	L	195' 3"
3. Dave Johnson	WOSC	189' 7"
4. John Davenport	W	185' 4"
5. Jim Corr	LC	184' 7"
6. Martin Jaqua	L	182' 5"
7. John Elder	WOSC	173' 0"
8. Don Discus	NNC	159' 1"
9. Steve Mottley	P	146' 0"

High Jump

1. Bob Quirring	WOSC	6' 6"
2. Everett Jack	L	6' 6"
3. Owen James	GF	6' 4"
4. John Davenport	W	6' 4"
5. Dave Johnson	WOSC	6' 4"
6. Jesse Vipperman	EOSC	6' 2"
7. Todd Trigsted	L	6' 2"

400 Meter Final

1. Morgan Cottle	SOSC	49.9
2. Randy Drake	L	49.9
3. Greg Hansen	W	50.8
4. Pat Garrity	SOSC	50.9
5. Tom Van Winkle	GF	51.6
6. Mark Young	GF	51.7
7. Ben Inman	P	51.9
8. Kevin McCadden	EOSC	52.8
9. Vic Sears	LC	52.9

NAIA District 2 Track & Field Championships

May 7-8, 1982

Page 3

200 Meter Final

1.	Terry Hendrix	SOSC	21.6
2.	Perry Handy	EOSC	21.8
3.	Dave Freunds Schuh	L	21.9
4.	Darryl Winston	NNC	22.1
5.	Morgan Cottle	SOSC	22.3
6.	Tony Eddings	EOSC	22.4
7.	Carlos Crutch	P	22.4
8.	Martin Turner	SOSC	22.9

5000 Meter Final

1.	Don Stearns	EOSC	14:48.23
2.	Kris Mueller	L	14:58.07
3.	Mark Holmlund	W	15:19.96
4.	Rich Groenendaal	W	15:38.60
5.	Mike McCaa	L	15:43.60
6.	Tom Baumgartner	EOSC	15:48.45
7.	Kevin O'Connor	W	16:00.0
8.	Charles Hildreth	SOSC	16:09.70
9.	Rick Moore	WOSC	16:12.64
10.	Pete Baughman	LC	16:21.65

Mile Relay Final

1.	Linfield	3:24.3
2.	Southern Oregon	3:26.6
3.	Willamette	3:27.1
4.	George Fox	3:28.6
5.	Eastern Oregon	3:28.7
6.	Lewis and Clark	3:32.0
7.	Western Oregon	3:35.9

Pole Vault

1.	Greg Hansen	W	14' 8"
2.	Mark Unicume	NNC	14' 5"
3.	Kyle Tarpenning	L	14' 4"
4.	Brent Heydel	GF	14' 0"
5.	Dave Saranto	NNC	13' 4"
6.	Rich Rankin	SOSC	13' 4"
7.	Steve Yeiter	SOSC	13' 4"

DISTRICT TRACK & FIELD CHAMPIONSHIPS - WILLAMETTE - May 11 & 12, 1983 (Men)

TEAM SCORES - Willamette 185; Linfield, 142; Lewis & Clark 99; Southern Oregon, 82; Eastern Oregon, 73; Northwest Nazarene, 46; Goerge Fox, 45; Western Oregon 42, Pacific, 0.

100 METERS - Terry Hendrix, SOSC, 10.9, Greg Will, L, 11.2, Tom Mell, L&C, 11.2, Toby Ropes, L&C, 11.5, Ron Mobley, WOSC, 11.7, Derrick Mizuguchi, L&C, 11.8.

200 METERS - Terry Hendrix, SOSC, 21.8, Greg Will, L, 22.2, Tom Mell, L&C, 22.6, Brent Carbajal, L&C, 23.1, Morgan Cottle, SOSC, 23.9, Jeff Haskisson, EOSC, 23.6.

400 METERS - Jeff Johnson, WU, 48.8, Morgan Cottle, SOSC, 49.6, Tim Seivers, NNC, 49.8, Randy Coombs, L&C, 49.9, Mark Young, GF, 50.2, Brent Carbajal, L&C, 50.5.

800 METERS - John Cole, SOSC, 1:55.2, Marvin Stewart, EOSC, 1:55.6, Andre Hajnal, WU, 1:56.0, David Lewis, WU, 1:56.3, David Trotter, L&C, 1:56.4, Steve Yerger, NNC, 1:56.6.

1500 METERS - Mike Fries, L, 3:52.6, Kevin O'Connor, WU, 3:53.2, Lynn Purdue, WOSC, 3:53.7, Ken James, EOSC, 3:56, Rich Groenendaal, WU, 3:59.4, Scott Ball, GF, 4:01.0.

5000 METERS - Don Stearns, EOSC, 14:44.5, Robbie Wright, WU, 14:52.2, Mark Holmlund, WU, 15:03.7, Glen Giovannetti, L, 15:10.9, Mark Friess, L, 15:12.2, Frank Knight, WOSC, 15:13.2.

10,000 METERS - Kris Mueller, L, 30:56.6, Don Stearns, EOSC, 31:22.3, Glen Giovannetti, L, 31:29.4, Paul Mattson, L&C, 31:54.0, Frank Knight, WOSC, 32:09.9, Pat Williams, WU, 32:51.5.

110 HURDLES - Mark Gianneschi, L&C, 15.4, Dan Cripps, SOSC, 15.6, David Crume, WU, 15.7, Doug Rauen, L, 16.0, Larry Conaway, EOSC, 16.1, Mark Kelly, WOSC, 16.7.

400 HURDLES - Randy Reason, L, 54.5, Don Hicks, WU, 54.9, Dan Cripps, SOSC, 55.0, Kevin McCadden, EOSC, 57.2, Tim Clark, L&C, 57.5, Doug Rauen, L, 57.9.

STEEPLECHASE - Mark Holmlund, WU, 9:33.8, Chris VanCauteren, WOSC, 9:44.3, Steve Fisher, L&C, 9:47.4, Ken James, EOSC, 9:49.9, Scott Ball, GF, 9:50.0, Phil Jones, NNC, 9:54.5.

1 MILE - Mike Watts, GF, 207'11", Dave Scott, L, 202'1", Jim Corr, L&C, 192'6", Owen James, GF, 182'3", Don Dicus, NNC, 166'0", Kyle Tarpenning, L, 156'11".

DISCUS - Mike Watts, GF, 148'9", Dave Saranto, NNC, 143'2", Don Backman, WU, 142'6", Charles Ward, SOSC, 140'8½", Todd Goergen, WU, 136'0", Dave Novotney, WU, 134'9".

SHOTPUT - Kelly Highberger, WOSC, 50'6", Don Backman, WU, 50'5½", Dave Novotney, WU, 49'1½", Todd Goergen, WU, 48'9 3/4", Kerry Fagerberg, L&C, 48'8½", Mike Pressley, L&C, 47'8".

HAMMER - Todd Goergen, WU, 161'0", Glen Hill, WOSC, 161'0", Don Backman, WU, 159'7", Brian Caster, L, 154'11", Ron Miller, L, 146'5", Nathan Whitham, GF, 145'5".

HIGH JUMP - David Crume, WU, 6'9½", Owen James, GF, 6'7", Phil Hayes, WU, 6'6", Jon Gabriel, WU, 6'3", Brian McKinnis, SOSC, 6'3", Jeff Viperman, EOSC, 6'3".

POLE VAULT - Mark Unicorn, NNC, 15'0", Kyle Tarpenning, L, 14'6", Dave Saranto, NNC, 14'6", Brent Heydel, GF, 13'6", Tim Barr, NNC, 13'0". Jon Gabriel, WU, 13'0".

LONG JUMP - Mike Austin, L, 22'6½", David Crume, WU, 22'1", Kent Toomb, L, 21'9", Mark Lipke, WU, 21'6 3/4", K.B. Ofori, WU, 21'5 3/4", Larry Conaway, EOSC, 21'4 3/4".

TRIPLE JUMP - Brian McKinnis, SOSC, 45'7 3/4", Kent Toomb, L, 44'10", Tom Ofori, WU, 44'8", Mark Lipke, WU, 44'4½", Larry Conaway, EOSC, 43'5½", Don Dicus, NNC, 42'5 3/4".

400 RELAY - Lewis & Clark, 42:3, Linfield, 42:6, Southern Oregon, 42:9, Eastern Oregon, 43:6, George Fox, 43:7, Willamette, 43:9, Western Oregon, 44:4.

MILE RELAY - Willamette, 3:22.1, Lewis & Clark, 3:22.8, Eastern Oregon, 3:24.5, Southern Oregon, 3:25.5, Linfield, 3:26.1, George Fox, 3:35.7.

DISTRICT TRACK & FIELD CHAMPIONSHIPS - WILLAMETTE - May 11 & 12, 1983 (Men)

TEAM SCORES - Willamette 185; Linfield, 142; Lewis & Clark 99; Southern Oregon, 82; Eastern Oregon, 73; Northwest Nazarene, 46; George Fox, 45; Western Oregon 42, Pacific, 0.

100 METERS - Terry Hendrix, SOSC, 10.9, Greg Will, L, 11.2, Tom Mell, L&C, 11.2, Toby Ropes, L&C, 11.5, Ron Mobley, WOSC, 11.7, Derrick Mizuguchi, L&C, 11.8.

200 METERS - Terry Hendrix, SOSC, 21.8, Greg Will, L, 22.2, Tom Mell, L&C, 22.6, Brent Carbajal, L&C, 23.1, Morgan Cottle, SOSC, 23.9, Jeff Haskisson, EOSC, 23.6.

400 METERS - Jeff Johnson, WU, 48.8, Morgan Cottle, SOSC, 49.6, Tim Seivers, NNC, 49.8, Randy Coombs, L&C, 49.9, Mark Young, GF, 50.2, Brent Carbajal, L&C, 50.5.

800 METERS - John Cole, SOSC, 1:55.2, Marvin Stewart, EOSC, 1:55.6, Andre Hajnal, WU, 1:56.0, David Lewis, WU, 1:56.3, David Trotter, L&C, 1:56.4, Steve Yerger, NNC, 1:56.6.

1500 METERS - Mike Fries, L, 3:52.6, Kevin O'Connor, WU, 3:53.2, Lynn Purdue, WOSC, 3:53.7, Ken James, EOSC, 3:56, Rich Groenendaal, WU, 3:59.4, Scott Ball, GF, 4:01.0.

5000 METERS - Don Stearns, EOSC, 14:44.5, Robbie Wright, WU, 14:52.2, Mark Holmlund, WU, 15:03.7, Glen Giovannetti, L, 15:10.9, Mark Friess, L, 15:12.2, Frank Knight, WOSC, 15:13.2.

10,000 METERS - Kris Mueller, L, 30:56.6, Don Stearns, EOSC, 31:22.3, Glen Giovannetti, L, 31:29.4, Paul Mattson, L&C, 31:54.0, Frank Knight, WOSC, 32:09.9, Pat Williams, WU, 32:51.5.

110 HURDLES - Mark Gianneschi, L&C, 15.4, Dan Cripps, SOSC, 15.6, David Crume, WU, 15.7, Doug Rauen, L, 16.0, Larry Conaway, EOSC, 16.1, Mark Kelly, WOSC, 16.7.

400 HURDLES - Randy Reason, L, 54.5, Don Hicks, WU, 54.9, Dan Cripps, SOSC, 55.0, Kevin McCadden, EOSC, 57.2, Tim Clark, L&C, 57.5, Doug Rauen, L, 57.9.

STEEPLECHASE - Mark Holmlund, WU, 9:33.8, Chris VanCauteren, WOSC, 9:44.3, Steve Fisher, L&C, 9:47.4, Ken James, EOSC, 9:49.9, Scott Ball, GF, 9:50.0, Phil Jones, NNC, 9:54.5.

400 METERS - Mike Watts, GF, 207'11", Dave Scott, L, 202'1", Jim Corr, L&C, 192'6", Owen James, GF, 182'3", Don Dicus, NNC, 166'0", Kyle Tarpenning, L, 156'11".

DISCUS - Mike Watts, GF, 148'9", Dave Saranto, NNC, 143'2", Don Backman, WU, 142'6", Charles Ward, SOSC, 140'8½", Todd Goergen, WU, 136'0", Dave Novotney, WU, 134'9".

SHOTPUT - Kelly Highberger, WOSC, 50'6", Don Backman, WU, 50'5½", Dave Novotney, WU, 49'1¼", Todd Goergen, WU, 48'9 3/4", Kerry Fagerberg, L&C, 48'8½", Mike Pressley, L&C, 47'8".

HAMMER - Todd Goergen, WU, 161'0", Glen Hill, WOSC, 161'0", Don Backman, WU, 159'7", Brian Caster, L, 154'11", Ron Miller, L, 146'5", Nathan Whitham, GF, 145'5".

HIGH JUMP - David Crume, WU, 6'9½", Owen James, GF, 6'7", Phil Hayes, WU, 6'6", Jon Gabriel, WU, 6'3", Brian McKinnis, SOSC, 6'3", Jeff Vipperman, EOSC, 6'3".

POLE VAULT - Mark Unicume, NNC, 15'0", Kyle Tarpenning, L, 14'6", Dave Saranto, NNC, 14'6", Brent Heydel, GF, 13'6", Tim Barr, NNC, 13'0". Jon Gabriel, WU, 13'0".

LONG JUMP - Mike Austin, L, 22'6½", David Crume, WU, 22'1", Kent Toomb, L, 21'9", Mark Lipke, WU, 21'6 3/4", K.B. Ofori, WU, 21'5 3/4", Larry Conaway, EOSC, 21'4 3/4".

TRIPLE JUMP - Brian McKinnis, SOSC, 45'7 3/4", Kent Toomb, L, 44'10", Tom Ofori, WU, 44'8", Mark Lipke, WU, 44'4½", Larry Conaway, EOSC, 43'5½", Don Dicus, NNC, 42'5 3/4".

400 RELAY - Lewis & Clark, 42:3, Linfield, 42:6, Southern Oregon, 42:9, Eastern Oregon, 43:6, George Fox, 43:7, Willamette, 43:9, Western Oregon, 44:4.

MILE RELAY - Willamette, 3:22.1, Lewis & Clark, 3:22.8, Eastern Oregon, 3:24.5, Southern Oregon, 3:25.5, Linfield, 3:26.1, George Fox, 3:35.7.

DISTRICT TRACK & FIELD CHAMPIONSHIPS - WILLAMETTE - May 11 & 12, 1983 (Women)

TEAM SCORES - Willamette, 113; University of Portland, 100; Northwest Nazarene, 97; George Fox, 74; Western Oregon, 59; Linfield, 50; Lewis & Clark, 39; Western Baptist, 28; Southern Oregon, 24; Eastern Oregon, 16; Pacific, 14.

100 METERS - Antonette Blythe, NNC, 12.5, Lisa Pitts, GF, 13.0, Tammy Moland, WU, 13.0, Jessica Slavich, WU, 13.3, Nancy Newmarnik, UP, 13.4, Cathy Seuell, WOSC, 13.6.

200 METERS - Jessica Slavich, WU, 26.4, Lisa Pitts, GF, 26.4, Robin Johnson, NNC, 26.6, Tammy Moland, WU, 26.7, Kelly Wosepka, UP, 26.7, Nancy Newmarnik, UP, 27.1.

400 METERS - Kelly Wosepka, UP, 58.7, Robin Johnson, NNC, 60.1, Valerie Hurliman, GF, 60.4, Karin Sandberg, WOSC, 61.8, Jodi Peters, GF, 62.7, Spring Alexander, WU, 64.0.

800 METERS - Gayle Roth, WU, 2:17.2, Michelle Wentzel, WOSC, 2:18.3, Margie Morris, WU, 2:19.7, Kay Mattson, GF, 2:20.2, Donnie Kraemer, UP, 2:20.8, Lori Morgan, UP, 2:21.3.

1500 METERS - Lori Morgan, UP, 4:43.1, Anne O'Leary, EOSC, 4:48.8, Janet VanFleet, UP, 4:52.0, Kathy O'Connell, UP, 4:53.8, Kara Crisifulli, WU, 4:56.3, Cathy Hanss, L&C, 4:58.6

5000 METERS - Bridget Cooke, WOSC, 17:28.6, Janet VanFleet, UP, 18:15.0, Nadine Price, L, 18:37.3, Kathy O'Connell, UP, 18:45.2, Sabra Soulia, SOSC, 19:09.8, Wendy Weidkamp, L&C, 20:18.3.

10,000 METERS - Kathy Keller, UP, 37:45.0, Sabra Soulin, SOSC, 37:50.2, Suzanne Tovrea, L, 39:24.9, Roxy Cate, GF, 45:04.1.

110 HURDLES - Carol Marchand, WOSC, 16.1, Cindy Fulks, WB, 16.2, Michelle McArthur, L&C, 16.3, Cynthia Hoekstra, WU, 16.3, Leanne Holliman, UP, 16.5, Debbie Hirons, WOSC, 17.3.

400 HURDLES - Cindy Fulks, WB, 64.6, Michelle McArthur, L&C, 69.2, Karyn Bignell, NNC, 70.3, Cynthia Hoekstra, WU, 70.8, Leanne Holliman, UP, 72.2, Carolyn Marchand, WOSC, 77.8.

700 METERS - Bridget Cooke, WOSC, 9:57.5, Anne O'Leary, EOSC, 10:15.6, Janet VanFleet, L, 10:19.4, Kara Crisifulli, WU, 10:30.6, Nadine Price, L, 10:33.6, Kathy O'Connell, UP, 10:35.7.

JAVELIN - Kathy Sanders, L, 134'5", Regina Norris, P, 133'10", Esme Jensen, L&C, 132'5", DeAnne Hogue, L, 121'6", Bobbi Page, SOSC, 119'6", Barbara Day, NNC, 110'10".

DISCUS - Paula Wittenburg, GF, 138'5", Theresa Church, WU, 121'2", Sandra Early, NNC, 118'5", Molly Corrigan, UP, 117'6", Diane Dukeshire, SOSC, 117'5", Francis, McDonald, UP, 115'0".

SHOTPUT - Diane Dukeshire, SOSC, 42'7½", Sandra Early, NNC, 41'11", Molly Corrigan, UP, 39'7½", Theresa Church, WU, 36'11", Sheryl Ward, WOSC, 36'9", Jennifer Jacobi, WU, 36'8½".

HIGH JUMP - Melody Groeneveld, GF, 5'3 ¼" Karyn Bignell, NNC, 5'2", Kim Trinidad, WU, 5'1", Julie Leslie, UP, 5'0", Gayle Roth, WU, 4'10".

LONG JUMP - Cindy Fulks, WB, 18'2 3/4", Antonette Blythe, NNC, 17'11 3/4", Susy Chaffee, P, 17'4½", Julie Leslie, UP, 17'2", Mary Robinson, WU, 16'9", Esme Jensen, L&C, 15'8½".

400 RELAY - Northwest Nazarene, 49.1, Willamette, 49.9, George Fox, 50.9, Western Oregon, 51.7, U. of Portland, 52.0, Lewis & Clark, 53.4.

MILE RELAY - U. of Portland, 4:07.0, George Fox, 4:07.5, Willamette, 4:11.0, Western Oregon, 4:12.3, Lewis & Clark, 4:15.2, Northwest Nazarene, 4:22.8.

2 MILE - Willamette, 10:05.7

880 MEDLEY RELAY - Northwest Nazarene, 1:51.2, George Fox, 1:52.4, Willamette 2:01.6.

MEN'S TRACK AND FIELD RESULTS

29th District 2 Track and Field Championship

May 13-14, 1983

at Salem, Oregon

<u>TEAM SCORES:</u>	1. Willamette (WU)	185
	2. Linfield (L)	142
	3. Lewis & Clark (LC)	99
	4. Southern Oregon (SOSC)	82
	5. Eastern Oregon (EOSC)	73
	6. Northwest Nazarene (NNC)	46
	7. George Fox (GF)	45
	8. Western Oregon (WOSC)	42
	9. Pacific (P)	0

Discus

1. Mike Watts	GF	148'9"
2. Dave Saranto	NNC	143'2 1/4"
3. Don Backman	WU	142'6"
4. Charles Ward	SOSC	140'8 1/4"
5. Todd Goergen	WU	136'0"
6. Dave Novotney	WU	134'9"
7. Brian Caster	L	133'6"
8. Jerd Soares	L	133'4"
9. Nathan Whitnam	GF	122'4"
10. Don Hoston	EOSC	118'3"
11. Terry Outcalt	LC	118'2"
12. Greg Hill	WOSC	112'10"

Long Jump

1. Mike Austin	L	22'6 1/4"
2. David Crume	WU	22'1"
3. Kent Toomb	L	21'9"
4. Mike Lipke	WU	21'6 3/4"
5. K.B. Oforo	WU	21'5 3/4"
6. Larry Conaway	EOSC	21'4 3/4"
7. Ron Mobley	WOSC	21'2 1/4"
8. Steve Graham	GF	21'1"
9. Brian McKinnis	SOSC	20'2"
10. Ken McGee	EOSC	19'6 1/4"

Hammer

1. Todd Goergen	WU	161'11"
2. Glen Hill	WOSC	161'0"
3. Don Backman	WU	159'7"
4. Brian Caster	L	154'11"
5. Ron Miller	L	146'5"
6. Nathan Whitham	GF	145'5"

High Jump

1. David Crume	WU	6'9 1/4"
2. Owen James	GF	6'7"

High Jump

3. Phil Hayes	WU	6'5"
4. John Gabriel	WU	6'3"
5. Brian McKinnis	SOSC	6'3"
6. Jeff Viperman	EOSC	6'3"

10,000m Run

1. Kris Mueller	L	30:56.6
2. Don Stearns	EOSC	31:22.3
3. Glen Giovanetti	L	31:29.4
4. Paul Mattson	LC	31:54.0
5. Frank Knight	WOSC	32:09.9
6. Pat Williams	WU	32:51.5
7. Paul Yunker	WU	33:19.4
8. Jon Aday	GF	33:44.4
9. Mark Young	NNC	33:46.7

Steeplechase

1. Mark Holmund	WU	9:33.8
2. Chris VanCauteren	WOSC	9:44.3
3. Steve Fisher	LC	9:47.4
4. Ken James	EOSC	9:49.9
5. Scott Ball	GF	9:50.0
6. Phil Jones	NNC	9:54.5

Shot Put

1. Kelly Highberger	WOSC	50'6"
2. Don Backman	WU	50'5 1/4"
3. Dave Novotney	WU	49'1 1/4"
4. Todd Goergen	WU	48'9 3/4"
5. Kerry Fagerberg	LC	48'8 1/2"
6. Mike Pressley	LC	47'8"

10,000m Walk

1. Fred Clair	EOSC	53:49.9
2. Charlie Hart	LC	54:38.2

(Continued)

10,000m Walk

3. Bob Feasel	EOSC	59:55.9
4. Jeff Kilday	WU	61:25.2
5. Kirk Reynolds	LC	62:26.1
6. Mark Young	NNC	63:03.2

400m Relay

1. Lewis & Clark	42.3
2. Linfield	42.6
3. Southern Oregon	42.9
4. Eastern Oregon	43.6
5. George Fox	43.7
6. Willamette	43.9
7. Western Oregon	44.4

1500m Run

1. Mike Friess	L	3:52.6
2. Kevin O'Connor	WU	3:53.2
3. Lynn Purdue	WOSC	3:53.7
4. Ken James	EOSC	3:56
5. Groenendaal	WU	3:59.4
6. Scott Ball	GF	4:01.0
7. Tom Geiger	LC	4:09.8
8. Tim Brewer	NNC	4:14.3

High Hurdles

1. Marc Gianneschi	LC	15.4
2. Dan Cripps	SOSC	15.6
3. David Crume	WU	15.7
4. Doug Rauer	L	16.0
5. Larry Conaway	EOSC	16.1
6. Mark Kelly	WOSC	16.7
7. Keith Wigley	GF	17.2

400m Dash

1. Jeff Johnson	WU	48.8
2. Morgan Cottle	SOSC	49.6
3. Tim Seivers	NNC	49.8
4. Randy Coombs	LC	49.9
5. Mark Young	GF	50.2
6. Brent Carbajal	LC	50.5
7. Vic Sears	LC	50.6
8. Rich Sears	LC	50.9

Triple Jump

1. Brian McKinnis	SOSC	45'7 3/4"
2. Kent Toomb	L	44'10"
3. Tom Ofori	WU	44'8"
4. Mike Lipke	WU	44'4 1/2"
5. Larry Conaway	EOSC	43'5 1/2"
6. Don Dicus	NNC	42'5 3/4"
7. Lee Reed	WOSC	42'4"
8. Dave Beemer	P	41'8 3/4"
9. Jeff Bowman	L	40'11 1/2"
10 Keith Wigley	GF	

Pole Vault

1. Mark Unicume	NNC	15'0"
-----------------	-----	-------

Pole Vault

2. Kyle Tarpenning	L	14'6"
3. Dave Saranto	NNC	14'6"
4. Brent Heydel	GF	13'6"
5. Tim Barr	NNC	13'0"
6. Jon Gabriel	WU	13'0"

100m Dash

1. Terry Hendrix	SOSC	10.9
2. Greg Will	L	11.2
3. Tom Mell	LC	11.2
4. Toby Ropes	LC	11.5
5. Ron Mobley	WOSC	11.7
6. Derrick Mizuguchi	LC	11.8

800m Run

1. John Cole	SOSC	1:55.2
2. Marvin Stewart	EOSC	1:55.6
3. Andre Hajnal	WU	1:56.0
4. David Lewis	WU	1:56.3
5. David Trotter	LC	1:56.4
6. Steve Yerger	NNC	1:56.6

400m Hurdles

1. Randy Reason	L	54.5
2. Don Hicks	WU	54.9
3. Dan Cripps	SOSC	55.0
4. Kevin McCadden	EOSC	57.2
5. Tim Clark	LC	57.5
6. Doug Rauen	L	57.9

Javelin Throw

1. Mike Watts	GF	207'11"
2. Dave Scott	L	202'1"
3. Jim Corr	LC	192'6"
4. Owen James	GF	182'3"
5. Don Dicus	NNC	166'0"
6. Kyle Tarpenning	L	156'11"

200m Dash

1. Terry Hendix	SOSC	21.8
2. Greg Will	L	22.2
3. Tom Mell	LC	22.6
4. Brent Carbajal	LC	23.0
5. Morgan Cottle	SOSC	23.0
6. Jeff Hoskisson	EOSC	23.6

5000m Run

1. Don Stearns	EOSC	14:44.5
2. Robbie Wright	WU	14:52.2
3. Mark Holmlund	WU	15:03.7
4. Glen Giovanetti	L	15:10.9
5. Mark Friess	L	15:12.2
6. Frank Knight	WOSC	15:13.2

1600m Relay

1. Willamette	3:22.1
---------------	--------

District 2 Championships
(Continued)

1600m Relay

2. Lewis & Clark	3:22.8
3. Eastern Oregon	3:24.5
4. Southern Oregon	3:25.5
5. Linfield	3:26.1
6. George Fox	3:35.7

WOMEN'S TRACK AND FIELD RESULTS

29th District 2 Track and Field Championships

May 13-14, 1983

at Salem, Oregon

<u>TEAM SCORES:</u>	1. Willamette(WU)	113
	2. University of Portland(UP)	100
	3. Northwest Nazarene(NNC)	97
	4. George Fox(GF)	74
	5. Western Oregon(WOSC)	59
	6. Linfield(L)	50
	7. Lewis & Clark(LC)	39
	8. Western Baptist(WB)	28
	9. Southern Oregon(SOSC)	24
	10. Eastern Oregon	16
	11. Pacific(P)	14

Discus

1. Paula Wittenburg	GF	138'5"
2. Theresa Church	WU	121'2"
3. Sandra Early	NNC	118'5"
4. Molly Corrigan	UP	117'6"
5. Diane Dukeshire	SOSC	117'5"
6. Francis McDonald	UP	115'0"

Long Jump

1. Cindy Fulks	WB	18'2 3/4"
2. Antonette Blythe	NNC	17'11 3/4"
3. Susy Chaffee	P	17'4 1/4"
4. Julie Leslie	UP	17'2"
5. Mary Robinson	WU	16'9"
6. Esme Jensen	LC	15'8 1/4"
7. Melody Groenveld	GF	15'7 3/4"
8. Carol Marchand	WOSC	15'5 3/4"

4 x 800m Relay

1. Willamette	10:05.7
---------------	---------

3,000m Run

1. Bridget Cooke	WOSC	9:57.5
2. Anne O'Leary	EOSC	10:15.6
3. Janet VanFleet	UP	10:19.4
4. Kara Crisifulli	UP	10:30.6
5. Nadine Price	L	10:33.6
6. Kathy O'Connell	UP	10:35.7

10,000m Run

1. Kathy Keller	UP	37:45.0
2. Sabra Soulin	SOSC	37:50.2
3. Suzanne Tovrea	L	39:24.9
4. Roxy Cate	GF	45:04.1

800 Medley Relay

1. Northwest Nazarene	1:51.2
-----------------------	--------

800 Medley Relay

2. George Fox	1:52.4
3. Willamette	2:01.6

400m Relay

1. Northwest Nazarene	49.1
2. Willamette	49.9
3. George Fox	50.9
4. Western Oregon	51.7
5. University of Portland	52.0
6. Lewis & Clark	53.4

Shot Put

1. Diane Dukeshire	SOSC	42'7 1/2"
2. Molly Corrigan	UP	39'7 1/2"
3. Sheryl Ward	WOSC	36'9"
4. Sandy McCartt	WOSC	36'2"

Javelin

1. Kathy Sanders	L	134'5"
2. Regina Norris	P	133'10"
3. Esme Jensen	LC	132'5"
4. DeAnne Hogue	L	121'6"
5. Bobbi Page	SOSC	119'6"
6. Barbara Day	NNC	110'10"

1500m Run

1. Lori Morgan	UP	4:43.1
2. Anne O'Leary	EOSC	4:48.8
3. Janet Van Fleet	UP	4:52.0
4. Kathy O'Connell	UP	4:53.8
5. Kara Crisifulli	WU	4:56.3
6. Cathy Hanss	LC	4:58.6
7. Julie Righardson	EOSC	5:01.5
8. Tammy Jarolimek	WOSC	NT

District 2 Championships

Women

(Continued)

High Hurdles

1. Carol Marchand	WOSC	16.1
2. Cindy Fulks	WB	16.2
3. Michelle McArthur	LC	16.3
4. Cynthia Hoekstra	WU	16.3
5. Leanne Holliman	UP	16.5
6. Debbie Hiron	WOSC	17.3
7. Karyn Bignell	NNC	17.6
8. Leslie VanDeusen	WU	17.7

100m Dash

1. Antonette Blythe	NNC	12.5
2. Lisa Pitts	GF	13.0
3. Tammy Moland	WU	13.0
4. Jessica Slavich	WU	13.3
5. Nancy Newmarik	UP	13.4
6. Cathy Seuell	WOSC	13.6
7. Kim Klein	WU	13.6

400m Dash

1. Kelly Wosepka	UP	58.7
2. Robin Johnson	NNC	60.1
3. Valerie Hurliman	GF	60.4
4. Karin Sandberg	WOSC	61.85
5. Jodi Peters	GF	62.7
6. Spring Alexander	WU	64.0

High Jump

1. Melody Groenveld	GF	5'3 3/4"
2. Karyn Bignell	NNC	5'2"
3. Kim Trinidad	WU	5'1"
4. Esme Jensen	LC	5'1"
5. Julie Leslie	UP	5'0"
6. Gayle Roth	WU	4'10"

800m Run

1. Gayle Roth	WU	2:17.2
2. Michelle Wentzel	WOSC	2:18.3
3. Margie Morris	WU	2:19.7
4. Kay Mattson	GF	2:20.2
5. Donnie Kraemer	UP	2:20.8
6. Lori Morgan	UP	2:21.3

400m Hurdles

1. Cindy Fulks	WB	1:04.6
2. Michelle McArthur	LC	1:09.2
3. Karyn Bignell	NNC	1:10.3
4. Cynthia Hoekstra	WU	1:10.8
5. Leanne Holliman	UP	1:12.2
6. Carolyn Marchand	WOSC	1:17.8

200m Dash

1. Jessica Slavich	WU	26.4
2. Lisa Pitts	GF	26.4

200m Dash

3. Robin Johnson	NNC	26.6
4. Tammy Moland	WU	26.7
5. Kelly Wosepka	UP	26.7
6. Nancy Newmarik	UP	27.1

5000m Run

1. Bridget Cooke	WOSC	17:28.6
2. Janet VanFleet	UP	18:15.0
3. Nadine Price	L	18:37.3
4. Kathy O'Connell	UP	18:45.2
5. Sabra Soulia	SOSC	19:09.8
6. Wendy Weidkamp	LC	20:18.3

1600m Relay

1. University of Portland	4:07.0
2. George Fox	4:07.5
3. Willamette	4:11.0
4. Western Oregon	4:12.3
5. Lewis & Clark	4:15.2
6. Northwest Nazarene	4:22.8

1983

MEN'S N.A.I.A. DISTRICT II CHAMPIONSHIPS

	Marathon	Decathlon	10,000 m	Discus	Long Jump	Hammer	High Jump	3000 Steeple chase	Shot put	10,000 walk	4x100 relay	1500m	High Hurdles	400 m	Triple Jump	100 m	800 m	Pole Vault	Javelin	400 IH	200 m	500 m	Mile relay	Total
Eastern Oregon	0	1	8	0	1	0	1	4	0	16	4	4	2	0	2	0	8	0	0	4	1	10	6	700
George Fox	0	1	9	9	10	10	11	15	15	31	35	39	41	47	43	43	51	51	51	55	57	61	73	700
Lewis & Clark	8	4	4	0	0	0	0	6	3	16	10	0	10	5	0	11	2	0	6	2	10	0	8	41
Linfield	16	6	16	0	16	6	0	0	0	0	9	10	4	0	8	8	0	8	9	11	8	6	2	14
Northwest Nazarene	0	8	8	8	16	16	16	17	17	18	18	18	18	24	25	25	1	18	2	0	0	0	6	41
Pacific	0	0	0	0	0	0	0	0	0	0	0	0	0	0	0	0	0	0	0	0	0	0	0	0
Southern Oregon	2	0	0	4	0	0	2	0	0	0	6	0	8	8	10	10	10	0	0	6	12	0	4	8
Western Oregon	4	0	2	0	0	8	0	8	10	0	0	6	1	0	0	2	0	0	0	0	0	0	0	4
Willamette	1	13	1	9	14	16	20	10	14	4	1	10	6	10	10	0	10	1	0	8	0	14	10	18

29th ANNUAL

DISTRICT 2 TRACK AND FIELD CHAMPIONSHIP FINAL RESULTS

1983

WOMEN AND MEN

WOMEN DISCUS FINAL 1

PLACE	COMPETITION	SCHOOL	PERFORMANCE
1	Paula Wittenburg	GF	138' 5"
2	Theresa Church	WU	121' 2"
3	Sandra Early	NNC	118' 5"
4	Molly Corrigan	UP	117' 6"
5	Diane Dukeshire	SOSC	117' 5"
6	Francis McDonald	UP	115' 0"

WOMEN LONG JUMP

PLACE	COMPETITION	SCHOOL	PERFORMANCE
1	Cindy Fulks	WB	18' 2 3/4"
2	Antonette Blythe	NNC	17' 11 3/4"
3	Susy Chaffee	P	17' 4 1/4"
4	Julie Leslie	UP	17' 2"
5	Mary Robinson	WU	16' 9"
6	Esme Jensen	L&C	15' 8 1/4"
7	Melody Groenveld	GF	15' 7 3/4"
8	Carol Marchand	WOSC	15' 5 3/4"

WOMEN 4X 800 RELAY

Willamette
Alexander, Rose, Jones, and Robinson

TIME

10:05.7

WOMEN 3,000 Meters

Place	COMPETITION	SCHOOL	PERFORMANCE
1	Bridget Cooke	WOSC	9:57.5
2	Anne O'Leary	EOSC	10:15.6
3	Janet VanFleet	UP	10:19.4
4	Kara Crisifulli	UP	10:30.6
5	Nadine Price	L	10:33.6
6	Kathy O'Connell	UP	10:35.7

WOMEN 10,000 METERS

Place	COMPETITION	SCHOOL	PERFORMANCE
1	Kathy Keller	UP	37:45.0
2	Sabra Soulin	SOSC	37:50.2
3	Suzanne Tovrea	L	39:24.9
4	Roxy Cate	GF	45:04.1

WOMEN 800 MEDLEY RELAY

PLACE	SCHOOL	CO	TIME
1	Northwest Nazarene		1:51.2
	Blythe, Worth, Galloway, Johnson		
2	George Fox		1:52.4
	Still, Hurliman, Mattson, Pitts		
3	Willamette Univ.		2:01.6
	Hoekstra, Klien, Robinson, Alexander		

MEN DISCUS

1) Mike Watts, GF, 148'9" 2) Dave Saranto, NNC, 143'2¼", 4) Charles Ward, SOSC, 140'8½"
 3) Don Backman, WU, 142'6", 5) Todd Goergen, WU, 136'0", 6) Dave Novotney, WU, 134'9",
 7) Brian Caster, L, 133'6", 8) Jerd Soares, L, 133'4", 9) Nathan Whitham, GF, 122'4",
 10) Don Hoston, EOSC, 118'3", 11) Terry Outcalt, L&C, 118'2", 12) Greg Hill, WOSC, 112'10"

MEN LONG JUMP

1) Mike Austin, L, 22'6¼", 2) David Crume, WU, 22'1", 3) Kent Toomb, L, 21'(",
 4) Mike Lipke, WU, 21'6 3/4", 5) K.B. Oforo, WU, 21'5 3/4", 6) Larry Conaway, EOSC,
 21'4 3/4", 7) Ron Mobley, WOSC, 21'2¼", 8) Steve Graham, GF, 21'1",
 9) Brian McKinnis, SOSC, 20'2", 10) Ken McGee, EOSC, 19'6¼".

MEN HAMMER

1) Todd Goergen, WU, 161'11", 2) Glen Hill, WOSC, 161'0", 3) Don Backman, WU, 159'7"
 4) Brian Caster, L, 154'11", 5) Ron Miller, L, 146'5", 6) Nathan Whitham, GF, 145'5"

MEN HIGH JUMP

1) David Crume, WU, 6'9¼", 2) Owen James, GF, 6'7", 3) Phil Hayes, WU, 6'5"
 4) John Gabriel, WU, 6'3", 5) Brian McKinnis, SOSC, 6'3". 6) Jeff Vipperman, EOSC, 6'3"

MEN 10,000 Meters

1) Kris Mueller, L, 30:56.6, 2) Don Stearns, EOSC, #:22.3, 3) Glen Giovanetti, L, 31:29.4
 4) Paul Mattson, L&C, 31:54.0, 5) Frank Knight, WOSC, 32:09.9.
 6) Pat Williams, WU, 32:51.5, 7) Paul Yunker, WU, 33:19.4, 8) Jon Aday, GF, 33:44.4
 9) Mark Young, NNC, 33:46.7.

MEN STEEPLECHASE

1) Mark Holmund, WU, 9:33.8, 2) Chris VanCauteren, WOSC, 9:44.3
 3) Steve Fisher, L&C, 9:47.4, 4) Ken James, EOSC, 9:49.9, 5) Scott Ball, GF, 9:50.0
 6) Phil Jones, NNC, 9:54.5

MEN SHOT PUT

- 1) Kelly Highberger, WOSC, 50'6", 2) Don Backman, WU, 50'5½", 3) Dave Novotney, WU, 49'1¼"
- 4) Todd Goergen, WU, 48'9 3/4", 5) Kerry Fagerberg, L&C, 48'8½",
- 6) Mike Pressley, L&C, 47'8"

MEN'S 10,000 METER WALK

- 1) Fred Clair, EOSC, 53:49.9, 2) Charlie Hart, L&C, 54:38.2, 3) Bob Feasel, EOSC, 59:55.9
- 4) Jeff Kilday, WU, 61:25.2, 5) Kirk Reynolds, L&C, 62:26.1, 6) Mark Young, NNC, 63:03.2

MEN 400 RELAY

- 1) Lewis & Clark, Harry Mamizuka, Randy Coombs, Brent Carbajal, TomcMell, 42:3
 - 2) Linfield, Mike Austin, Kyle Tarpenning, Greg Will, Jeff Bowman, 42:6
 - 3) Southern Oregon, Martin Turner, John Maussardt, Morgan Cottle, 42:9
 - 4) Eastern Oregon, Jeff Hoskisson, Kevin McCadden, Larry Conaway, Martin Stearns 43:6
 - 5) George Fox, Steve Byers, Mark Young, Jim Moody, Owen James, 43:7
 - 6) Willamette, Jeb Smythe, Don Hicks, Mark Lipke, Sid Elliot, 43:9
 - 7) Western Oregon, Ron Mobley, Mark Kelley, Jide Akanbi, Jon Goodman, 44:4
-

WOMEN 400 RELAY

- 1) Northwest Nazarene, Shana Galloway, Lorry Wirth, Robin Johnson, Antonett Blythe 49:1
- 2) Willamette, Jessica Slavich, Tammy Moland, Kim Klein, Linda Robinson 49:9
- 3) George Fox, Joyce Still, Key Mattson, Valerie Hurliman, Lisa Pitts, 50:9
- 4) Western Oregon, Debbie Hirons, Catherine Seuell, Michelle Wentzel, Karin Sandberg 51:7
- 5) Univ. of Portland, Nancy Newmarnik, Leann Holliman, Julie Leslie, 52:0
- 6) Lewis & Clark, Michelle McArthur, Stephanie Davis, Carrie Keene, Esme Jensen 53:4

WOMEN SHOT PUT

- 1) Diane Dukeshire, SOSC, 42'7½", 2) Sandra Early, NNC, 41'11",
- 3) Molly Corrigan, UP, 39'7½", 4) Theresa Church, WU, 36'11",
- 5) Sheryl Ward, WOSC, 36'9", 6) Jennifer Jacoby, WU, 36'8½",
- 7) Sandy McCartt, WOSC, 36'2", 8) Paula Wittenburg, GF, 36'2"

WOMEN JAVELIN

- 1) Kathy Sanders, L, 134'5", 2) Regina Norris, P, 133'10", 3) Esme Jensen, L&C, 132'5",
- 4) DeAnne Hogue, L, 121'6", 5) Bobbi Page, SOSC, 119'6", 6) Barbara Day, NNC, 110'10"

WOMEN 1500 METERS

- 1) Lori Morgan, UP, 4:43.1, 2) Anne O'Leary, EOSC, 4:48.8, 3) Janet Van Fleet, UP, 4:52.0
- 4) Kathy O'Connell, UP, 4:53.8, 5) Kara Crisifulli, WU, 4:56.3 6) Cathy Hanss, L&C 4:58.6
- 7) Julie Righardson, EOSC, 5:01.5 8) Tammy Jarolimek, WOSC, NT

MEN 1500 METERS

- Mike Friess, L, 3:52.6, 2) Kevin O'Connor, WU, 3:53.2, 3) Lynn Purdue, WOSC, 3:53.7
- 4) Ken James, EOSC 3:56, Groenendaal, WU, 3:59.4, 6) Scott Ball, GF, 4:01.0
- 7) Tim Beiger, L&C, 4:09.8, 8) Tim Brewer, NNC, 4:14.3

WOMEN HIGH HURDLES

- 1) Carol Marchand, WOSC, 16.1, 2) Cindy Fulks, WB, 16.2, 3) Michelle McArthur, L&C, 16.3,
- 4) Cynthia, Hoekstra, WU, 16.3, 5) Leanne Holliman, UP, 16.5, 6) Debbie, Hirons, WOSC, 17.3
- 7) Karyn Bignell, NNC, 17.6, 8) Leslie VanDeusen, WU, 17.7..

PAGE 5

MEN400 HURDLES

- 1) Randy Reason, L 54.5, 2) Don Hicks, WU, 54.9, 3) Dan Cripps, SOSC, 55.0
- 4) Kevin McCadden, EOSC, 57.2, 5) Tim Clark, L&C, 57.5, 6) Doug Rauen, L, 57.9

MEN JAVELIN

- 1) Mike Watts, GF, 207'11", 2) Dave Scott, L, 202'1", 3) Jim Coor, L&C, 192'6"
- 4) Owen James, GF, 182'3", 5) Don Dicus, NNC, 166'0", 6) Kyle Tarpenning, L, 156'11"

MEN2000 METERS

- 1) Terry Hendix, SOSC, 21.8, 2) Greg Will, L, 22.2, 3) Tom Mell, L&C, 22.6
- 4) Brent Carbajal, L&C, 23.0, 5) Morgan Cottle, SOSC, 23.0, 6) Jeff Hoskisson, EOSC, 23.6.

WOMEN 200 METERS

- 1) Jessica Slavich, WU, 26.4, 2) Lisa Pitts, GF, 26.4, 3) RobinsJohnson, NNC, 26.6,
- 4) Tammy Moland, WU, 26.7, 5) Kelly Wosepka, UP, 26.7, 6) Nancy Newmarnik, UP, 27.1

WOMEN 5000 METERS

- 1) Bridget Cooke, WOSC, 17:28.6, 2) Janet VanFleet, UP, 18:15.0, 3) Nadine Price, L, 18:37.3
- 4) Kathy O'Connell, UP, 18:45.2, 5) Sabra Soulia, SOSC, 19:09.8,
- 6) Wendy Weidkamp, L&C, 20:18.3.

MEN 5000 METERS

- 1) Don Stearns, EOSC, 14:44.5, 2) Robbie Wright, WU, 14:52.2,
- 3) Mark Holmlund, WU, 15:03.7, 4) Glen Giovannetti, L, 15:10.9
- 5) Mark Friess, Lin., 15:12.2, 6) Frank Knight, WOSC, 15:13.2.

WOMEN 1600 METERS RELAY

- 1) Univ. of Portland, Nancy Newmarnik, Lori Morgan, Kelly Wosepka, Donna Kraemer, 4:07.0
- 2) George Fox, Lisa Pitts, Jodi Peters, Valerie Hurliman, Key Mattson, 4:07.5
- 3) Willamette, Cathy Jones, Jessica Slavich, Margie Morris, Kim Klein, 4:11.0
- 4) Western Oregon, Karin Sandberg, Debbie Hiron, Catherine Seuell, Michelle Wentzel 4:12.3
- 5) Lewis and Clark, Esme Jensen, Michelle McArthur, Stephanie Davis, Cathy Hanss, 4:15.2
- 6) Northwest Nazarene, Price, Shana Galloway, Lorry Wirth, Robin Johnson 4:22.8.

MEN 1600 METERS RELAY

- 1) Willamette, 3:22.1, 2) Lewis & Clark, 3:22.8, 3) Eastern Oregon, 3:24.5
- 4) Southern Oreon, 3:25.5, 5) Linfield, 3:26.1
- 6) George Fox, 3:35.7.

MENS N.A.I.A. DISTRICT II CHAMPIONSHIPS

	Marathon	Decathlon	10,000 m	DISCUS	Long Jump	Hammer	High Jump	3000 Steeple chase	Shot put	10,000 walk	4x100 relay	1500m	High Hurdles	400 m	Triple Jump	100 m	800 m	Pole Vault	Javelin	400 IH	200 m	5000 m	mile relay	Total
Eastern Oregon	0	1	8	0	1	0	1	4	0	16	4	4	2	0	2	0	8	0	0	4	1	10	6	7
	0	1	9	4	10	10	11	15	15	31	35	39	41	41	43	43	51	51	51	55	57	67	73	
George Fox	0	0	0	10	0	1	8	2	0	0	2	1	0	2	0	0	0	4	14	0	0	0	1	4
	0	0	0	10	10	11	19	21	21	21	23	24	24	26	26	26	26	30	44	44	44	44	45	
Lewis & Clark	8	4	4	0	0	0	0	6	3	16	10	0	5	0	14	2	0	0	6	2	10	0	8	90
	8	12	16	16	16	16	16	22	25	25	45	45	55	60	60	71	73	73	79	84	94	91	91	
Linfield	16	6	16	0	16	6	0	0	0	0	8	10	4	0	8	8	0	0	9	11	8	6	2	90
	16	22	38	38	54	60	60	60	60	60	68	78	82	82	90	98	98	106	115	126	134	140	142	14
Northwest Nazarene	0	8	0	8	0	0	0	1	0	1	0	0	6	1	0	0	1	18	2	0	0	0	0	41
	0	8	8	16	16	16	16	17	17	18	18	18	18	24	25	25	26	44	46	46	46	46	46	41
Pacific	0	0	0	0	0	0	0	0	0	0	0	0	0	0	0	0	0	0	0	0	0	0	0	C
	0	0	0	0	0	0	0	0	0	0	0	0	0	0	0	0	0	0	0	0	0	0	0	C
Southern Oregon	2	0	0	4	0	0	2	0	0	0	6	0	8	8	10	10	10	0	6	12	0	4	8	8
	2	2	2	6	6	6	8	8	8	8	14	14	22	30	40	50	60	60	66	78	78	82	82	
Western Oregon	4	0	2	0	0	8	0	8	10	0	0	6	1	0	0	2	0	0	0	0	0	1	0	4
	4	4	6	6	6	14	14	22	32	32	32	38	39	39	39	48	41	41	41	41	41	42	42	42
Willamette	1	12	1	9	14	16	20	10	14	4	1	10	6	10	10	0	10	1	0	8	0	14	10	18
	1	13	14	23	37	53	73	83	101	105	106	118	120	132	142	142	152	153	153	161	161	165	165	18

29th ANNUAL

DISTRICT 2 TRACK AND FIELD CHAMPIONSHIP FINAL RESULTS

WOMEN AND MEN

WOMEN DISCUS FINAL 1

PLACE	COMPETITION	SCHOOL	PERFORMANCE
1	Paula Wittenburg	GF	138' 5"
2	Theresa Church	WU	121' 2"
3	Sandra Early	NNC	118' 5"
4	Molly Corrigan	UP	117' 6"
5	Diane Dukeshire	SOSC	117' 5"
6	FRancis McDonald	UP	115' 0"

WOMEN LONG JUMP

PLACE	COMPETITION	SCHOOL	PERFORMANCE
1	Cindy Fulks	WB	18' 2 3/4"
2	Antonette Blythe	NNC	17' 11 3/4"
3	Susy Chaffee	P	17' 4 1/4"
4	Julie Leslie	UP	17' 2"
5	Mary Robinson	WU	16' 9"
6	Esme Jensen	L&C	15' 8 1/4"
7	Melody Groenveld	GF	15' 7 3/4"
8	Carol Marchand	WOSC	15' 5 3/4"

WOMEN 4X 800 RELAY

	TIME
Willamette Alexander, Rose, Jones, and Robinson	10:05.7

WOMEN 3,000 Meters

Place	COMPETITION	SCHOOL	PERFORMANCE
1	Bridget Cooke	WOSC	9:57.5
2	Anne O'Leary	EOSC	10:15.6
3	Janet VanFleet	UP	10:19.4
4	Kara Crisifulli	UP WU	10:30.6
5	Nadine Price	L	10:33.6
6	Kathy O'Connell	UP	10:35.7

WOMEN 10,000 METERS

Place	COMPETITION	SCHOOL	PERFORMANCE
1	Kathy Keller	UP	37:45.0
2	Sabra Soulin	SOSC	37:50.2
3	Suzanne Tovrea	L	39:24.9
4	Roxy Cate	GF	45:04.1

WOMEN 800 MEDLEY RELAY

PLACE	SCHOOL	CO	TIME
1	Northwest Nazarene Blythe, Worth, Galloway, Johnson		1:51.2
2	George Fox Still, Hurliman, Mattson, Pitts		1:52.4
3	Willamette Univ. Hoekstra, Klien, Robinson, Alexander		2:01.6

MEN DISCUS

1) Mike Watts, GF, 148'9" 2) Dave Saranto, NNC, 143'2½", 4) Charles Ward, SOSC, 140'8½"
 3) Don Backman, WU, 142'6", 5) Todd Goergen, WU, 136'0", 6) Dave Novotney, WU, 134'9",
 7) Brian Caster, L, 133'6", 8) Jerd Soares, L, 133'4", 9) Nathan Whitham, GF, 122'4",
 10) Don Hoston, EOSC, 118'3", 11) Terry Outcalt, L&C, 118'2", 12) Greg Hill, WOSC, 112'10"

MEN LONG JUMP

1) Mike Austin, L, 22'6¼", 2) David Crume, WU, 22'1", 3) Kent Toomb, L, 21'(",
 4) Mike Lipke, WU, 21'6 3/4", 5) K.B. Oforo, WU, 21'5 3/4", 6) Larry Conaway, EOSC,
 21'4 3/4", 7) Ron Mobley, WOSC, 21'2¼", 8) Steve Graham, GF, 21'1",
 9) Brian McKinnis, SOSC, 20'2", 10) Ken McGee, EOSC, 19'6¼".

MEN HAMMER

1) Todd Goergen, WU, 161'11", 2) Glen Hill, WOSC, 161'0", 3) Don Backman, WU, 159'7"
 4) Brian Caster, L, 154'11", 5) Ron Miller, L, 146'5", 6) Nathan Whitham, GF, 145'5"

MEN HIGH JUMP

1) David Crume, WU, 6'9¼", 2) Owen James, GF, 6'7", 3) Phil Hayes, WU, 6'5"
 4) John Gabriel, WU, 6'3", 5) Brian McKinnis, SOSC, 6'3". 6) Jeff Vipperman, EOSC, 6'3"

MEN 10,000 Meters

1) Kris Mueller, L, 30:56.6, 2) Don Stearns, EOSC, #:22.3, 3) Glen Giovanetti, L, 31:29.4
 4) Paul Mattson, L&C, 31:54.0, 5) Frank Knight, WOSC, 32:09.9.
 6) Pat Williams, WU, 32:51.5, 7) Paul Yunker, WU, 33:19.4, 8) Jon Aday, GF, 33:44.4
 9) Mark Young, NNC, 33:46.7.

MEN STEEPLECHASE

1) Mark Holmund, WU, 9:33.8, 2) Chris VanCauteren, WOSC, 9:44.3
 3) Steve Fisher, L&C, 9:47.4, 4) Ken James, EOSC, 9:49.9, 5) Scott Ball, GF, 9:50.0
 6) Phil Jones, NNC, 9:54.5

MEN SHOT PUT

- 1) Kelly Highberger, WOSC, 50'6", 2) Don Backman, WU, 50'5¼", 3) Dave Novotney, WU, 49'1¼"
- 4) Todd Goergen, WU, 48'9 3/4", 5) Kerry Fagerberg, L&C, 48'8½",
- 6) Mike Pressley, L&C, 47'8"

MEN'S 10,000 METER WALK

- 1) Fred Clair, EOSC, 53:49.9, 2) Charlie Hart, L&C, 54:38.2, 3) Bob Feasel, EOSC, 59:55.9
- 4) Jeff Kilday, WU, 61:25.2, 5) Kirk Reynolds, L&C, 62:26.1, 6) Mark Young, NNC, 63:03.2

MEN 400 RELAY

- 1) Lewis & Clark, Harry Mamizuka, Randy Coombs, Brent Carbajal, Tom Mell, 42:3
- 2) Linfield, Mike Austin, Kyle Tarpenning, Greg Will, Jeff Bowman, 42:6
- 3) Southern Oregon, Martin Turner, John Maussardt, Morgan Cottle, 42:9
- 4) Eastern Oregon, Jeff Hoskisson, Kevin McCadden, Larry Conaway, Martin Stearns 43:6
- 5) George Fox, Steve Byers, Mark Young, Jim Moody, Owen James, 43:7
- 6) Willamette, Jeb Smythe, Don Hicks, Mark Lipke, Sid Elliot, 43:9
- 7) Western Oregon, Ron Mobley, Mark Kelley, Jide Akanbi, Jon Goodman, 44:4

WOMEN 400 RELAY

- 1) Northwest Nazarene, Shana Galloway, Lorry Wirth, Robin Johnson, Antonett Blythe 49:1
- 2) Willamette, Jessica Slavich, Tammy Moland, Kim Klein, Linda Robinson 49:9
- 3) George Fox, Joyce Still, Key Mattson, Valerie Hurliman, Lisa Pitts, 50:9
- 4) Western Oregon, Debbie Hiron, Catherine Seuell, Michelle Wentzel, Karin Sandberg 51:7
- 5) Univ. of Portland, Nancy Newmarnik, Leann Holliman, Julie Leslie, 52:0
- 6) Lewis & Clark, Michelle McArthur, Stephanie Davis, Carrie Keene, Esme Jensen 53:4

WOMEN SHOT PUT

- 1) Diane Dukeshire, SOSC, 42'7½", 2) Sandra Early, NNC, 41'11",
- 3) Molly Corrigan, UP, 39'7½", 4) Theresa Church, WU, 36'11",
- 5) Sheryl Ward, WOSC, 36'9", 6) Jennifer Jacoby, WU, 36'8½",
- 7) Sandy McCartt, WOSC, 36'2", 8) Paula Wittenburg, GF, 36'2"

WOMEN JAVELIN

- 1) Kathy Sanders, L, 134'5", 2) Regina Norris, P, 133'10", 3) Esme Jensen, L&C, 132'5",
- 4) DeAnne Hogue, L, 121'6", 5) Bobbi Page, SOSC, 119'6", 6) Barbara Day, NNC, 110'10"

WOMEN 1500 METERS

- 1) Lori Morgan, UP, 4:43.1, 2) Anne O'Leary, EOSC, 4:48.8, 3) Janet Van Fleet, UP, 4:52.1
- 4) Kathy O'Connell, UP, 4:53.8, 5) Kara Crisifulli, WU, 4:56.3 6) Cathy Hanss, L&C 4:58.6
- 7) Julie Righardson, EOSC, 5:01.5 8) Tammy Jarolimek, WOSC, NT

MEN 1500 METERS

- Mike Friess, L, 3:52.6, 2) Kevin O'Connor, WU, 3:53.2, 3) Lynn Purdue, WOSC, 3:53.7
- 4) Ken James, EOSC 3:56, Groenendaal, WU, 3:59.4, 6) Scott Ball, GF, 4:01.0
- 7) Tim Beiger, L&C, 4:09.8, 8) Tim Brewer, NNC, 4:14.3

WOMEN HIGH HURDLES

- 1) Carol Marchand, WOSC, 16.1, 2) Cindy Fulks, WB, 16.2, 3) Michelle McArthur, L&C, 16.3,
- 4) Cynthia, Hoekstra, WU, 16.3, 5) Leanne Holliman, UP, 16.5, 6) Debbie, Hiron, WOSC, 17.3
- 7) Karyn Bignell, NNC, 17.6, 8) Leslie VanDeusen, WU, 17.7..

MEN HIGH HURDLES

- 1) Mark Gianneschi, L&C, 15.4, 2) Dan Cripps, SOSC, 15.6, 3) David Crume, WU, 15.7
- 4) Doug Rauer, L, 16.0, 5) Larry Conaway, EOSC, 16.1, Mark Kelly, WOSC, 16.7
- 7) Keith Wigley, GF, 17.2

WOMEN 100 METERS

- 1) Antonette Blythe, NNC, 12.5, 2) Lisa Pitts, GF, 13.0, 3) Tammy Moland, WU, 13.0,
- 4) Jessica Slavich, WU, 13.3, 5) Nancy Newmarnik, UP, 13.4, 6) Cathy Seuell, WOSC, 13.6
- 7) Kim Klein, WU, 13.6,

MEN 400 METERS

- 1) Jeff Johnson, WU, 48.8, 2) Morgan Cottle, SOSC, 49.6, 3) Tim Seivers, NNC, 49.8
- 4) Randy Coombs, L&C, 49.9, 5) Mark Young, GF, 50.2, 6) Brent Carbajal, L&C, 50.5
- 7) Vic Sears, L&C, 50.6, 8) Rich Sears, L&C, 50.9

WOMEN 400 METERS

- 1) Kelly Wosepka, UP, 58.7, 2) Robin Johnson, NNC, 60.1, 3) Valerie Hurliman, GF, 60.4
- 4) Karin Sandberg, WOSC, 61.85, 5) Jodi Peters, GF, 62.7 6) Spring Alexander, WU, 64.0

MEN TRIPLE JUMP

- 1) Brian McKinnis, SOSC, 45'7 3/4", 2) Kent Toomb, L, 44'10", 3) Tom Ofori, WU, 44'8"
- 4) Mike Lipke, WU, 44'4 1/2", 5) Larry Conaway, EOSC, 43'5 1/2", 6) Don Dicus, NNC, 42'5 3/4"
- 7) Lee Reed, WOSC, 42'4", 8) Dave Beemer, P, 41'8 3/4", 9) Jeff Bowman, L, 40'11 1/2"
- 10) Keith Wigley, GF,

WOMEN HIGH JUMP

- 1) Melody Groeneveld, GF, 5'3 3/8", 2) Karyn Bignell, NNC, 5'2", 3) Kim Trinidad, WU, 5'1"
- 5) Julie Leslie, UP, 5'0", 6) Gayle Roth, WU, 4'10", 4) Esme Jensen, L&C, 5'1"

MEN POLE VAULT

- 1) Mark Unicume, NNC, 15'0", 2) Kyle Tarpenning, L, 14'6", 3) Dave Saranto, NNC, 14'6"
- 4) Brent Heydel, GF, 13'6", 5) Tim Barr, NNC, 13'0", 6) Jon Gabriel, WU, 13'0"

MEN 100 METERS

- 1) Terry Hendrix, SOSC, 10.9, 2) Greg Will, L, 11.2, 3) TomcMell, L&C, 11.2,
- 4) Toby Robes, L&C, 11.5, 5) Ron Mobley, WOSC, 11.7, 6) Derrick Mizuguchi, L&C, 11.8

WOMEN 800 METERS

- 1) Gayle Roth, WU, 2:17.2, 2) Michelle Wentzel, WOSC, 2:18.3, 3) Margie, Morris, WU, 2:19.7
- 4) Kay Mattson, GF, 2:20.2, 5) Donnie Kraemer, UP, 2:20.8, 6) Lori Morgan, UP, 2:21.3

MEN 800 METERS

- 1) John Cole, SOSC, 1:55.2 2) Marvin Stewart, EOSC, 1:55.6, 3) Andre Hajnal, WU, 1:56.0
- 4) David Lewis, WU, 1:56.3, 5) David Trotter, L&C, 1:56.4, 6) Steve Yerger, NNC, 1:56.6

WOMEN 400 HURDLES

- 1) Cindy Fulks, WB, 64.6, 2) Michelle McArthur, L&C, 69.2, 3) Karyn Bignell, NNC, 70.3
- 4) Cynthia Hoekstra, WU, 70.8, 5) Leanne Holliman, UP, 72.2, 6) Carolyn Marchand, WOSC, 77.8

MEN400 HURDLES

- 1) Randy Reason, L 54.5, 2) Don Hicks, WU, 54.9, 3) Dan Cripps, SOSC, 55.0
- 4) Kevin McCadden, EOSC, 57.2, 5) Tim Clark, L&C, 57.5, 6) Doug Rawen, L, 57.9

MEN JAVELIN

- 1) Mike Watts, GF, 207'11", 2) Dave Scott, L, 202'1", 3) Jim Coor, L&C, 192'6"
- 4) Owen James, GF, 182'3", 5) Don Dicus, NNC, 166'0", 6) Kyle Tarpenning, L, 156'11"

MEN200 METERS

- 1) Terry Hendix, SOSC, 21.8, 2) Greg Will, L, 22.2, 3) Tom Mell, L&C, 22.6
- 4) Brent Carbajal, L&C, 23.0, 5) Morgan Cottle, SOSC, 23.0, 6) Jeff Hoskisson, EOSC, 23.6.

WOMEN 200 METERS

- 1) Jessica Slavich, WU, 26.4, 2) Lisa Pitts, GF, 26.4, 3) RobinsJohnson, NNC, 26.6,
- 4) Tammy Moland, WU, 26.7, 5) Kelly Wosepka, UP, 26.7, 6) Nancy Newmarnik, UP, 27.1

WOMEN 5000 METERS

- 1) Bridget Cooke, WOSC, 17:28.6, 2) Janet VanFleet, UP, 18:15.0, 3) Nadine Price, L, 18:37.3
- 4) Kathy O'Connell, UP, 18:45.2, 5) Sabra Soulia, SOSC, 19:09.8,
- 6) Wendy Weidkamp, L&C, 20:18.3.

MEN 5000 METERS

- 1) Don Stearns, EOSC, 14:44.5, 2) Robbie Wright, WU, 14:52.2,
- 3) Mark Holmlund, WU, 15:03.7, 4) Glen Giovannetti, L, 15:10.9
- 5) Mark Friess, L&C, 15:12.2, 6) Frank Knight, WOSC, 15:13.2.

WOMEN 1600 METERS RELAY

- 1) Univ. of Portland, Nancy Newmarnik, Lori Morgan, Kelly Wosepka, Donna Kraemer, 4:07.0
- 2) George Fox, Lisa Pitts, Jodi Peters, Valerie Hurliman, Key Mattson, 4:07.5
- 3) Willamette, Cathy Jones, Jessica Slavich, Margie Morris, Kim Klein, 4:11.0
- 4) Western Oregon, Karin Sandberg, Debbie Hiron, Catherine Seuell, Michelle Wentzel 4:12.3
- 5) Lewis and Clark, Esme Jensen, Michelle McArthur, Stephanie Davis, Cathy Hanss, 4:15.2
- 6) Northwest Nazarene, Price, Shana Galloway, Lorry Wirth, Robin Johnson 4:22.8.

MEN 1600 METERS RELAY

- 1) Willamette, 3:22.1, 2) Lewis & Clark, 3:22.8, 3) Eastern Oregon, 3:24.5
- 4) Southern Oregon, 3:25.5, 5) Linfield, 3:26.1
- 6) George Fox, 3:35.7.

(MEN)

1984 DISTRICT CHAMPIONSHIPS

(WOMEN)

EVENT: STEEPLECHASE

Place	Name	Time Ht/Dist.	School
1.	Scott Ball	9:22.2	GF
2.	Tom Geiger	9:28.4	L&C
3.	Chris VanCauteren	9:32.7	WOSC
4.	Ted Forcum	9:38.7	WU
5.	Ken James	9:46.3	WOSC
6.	Ron Ares	9:46.9	L&C
7.	Kevin Ball	nt	GF
8.	John Oord	nt	NNC

EVENT: 10000m(M)

Place	Name	Time Ht/Dist.	School
1.	Glen Giovannetti	30:27.0	Lin
2.	Frank Knight	31:51.3	WOSC
3.	Robbie Wright	32:10.8	WU
4.	Greg Mackie	32:31.1	WU
5.	Paul Yunker	32:45.5	WU
6.	Jeff Wilson	32:54.7	L&C
7.			
8.			

EVENT: 1500m

Place	Name	Time Ht/Dist.	School
1.	Deron Lord	160-7	L&C
2.	Randy Settel	153-0	SOSC
3.	Nathan Whitham	148-7	GF
4.	Dave Novotney	146-6	WU
5.	Brian Caster	142-7	Lin
6.	Mike Pressley	141-8	L&C
7.	Todd Goergen	141-6	WU
8.	Scott Polen	138-3	WOSC

EVENT: LONG JUMP

Place	Name	Time Ht/Dist.	School
1.	Ron Mobley	24-3/4 (NR)	WOSC
2.	Kwadwo Bekoe	23-1	WU
3.	Larry Conaway	22-9	WOSC
4.	Brent Bingham	21-9	SOSC
5.	Mark Lipke	21-4 1/2	WU
6.	Kent Toomb	21-4 1/2	Lin
7.	Steve Graham	19-11 1/2	GF
8.			

EVENT: HAMMER

Place	Name	Time Ht/Dist.	School
1.	Todd Goergen	173-11 (NR)	WU
2.	Glen Hill	170-4	WOSC
3.	Nathan Whitham	155-3	GF
4.	Deron Lord	151-0	L&C
5.	Brian Caster	147-10	Lin
6.	Ron Miller	146-11	Lin
7.	Scott Polen	143-2	WOSC
8.	Mike Pressley	142-7	L&C

EVENT: HIGH JUMP

1. David Crume	6-6	WU	6. Jim Corr	L&C	6-2
2. Darren Yockey	6-4	SOSC	7. Darrel MacClearn	NNC	6-0
3. Owen James	6-4	GF	8. Colin Johnstone	Lin	5-10
4. Larry Conaway	6-2	WOSC			
Keith Wigley	6-2	GF			

EVENT: 4x80 Relay

Place	Name	Time Ht/Dist.	School
1.	L&C (Hanss, Murray, Lipe, McArthur)	10:08.6	L&C
2.	WU	10:26.2	WU
3.	WOSC	10:32.0	WOSC
4.	NNC	10:42.4	NNC
5.			
6.			
7.			
8.			

EVENT: 3000m

Place	Name	Time Ht/Dist.	School
1.	Ann Manning	9:59.9	UP
2.	Michelle Wentzel	10:00.6	WOSC
3.	Clare Krill	10:04.0	UP
4.	Kara Crisifulli	10:04.8	WU
5.	Janet VanFleet	10:08.7	UP
6.	Jennifer Pade	10:11.9	UP
7.	Kristy Johnston	10:28.2	UP
8.	Alicia Tilzey	11:21.6	NNC

EVENT: 10000m

Place	Name	Time Ht/Dist.	School
1.	Kathleen Keller	38:06.8	UP
2.	Molly Ostlund	38:03.9	UP
3.	Jenny Sanders	40:00.3	WU
4.	Tammy Jarolimek	42:40.2	WOSC
5.	Katy Hannon	43:41.7	Lin
6.	Michelle Tilzey	47:07.5	NNC
7.			
8.			

EVENT: 880 Medley Relay

Place	Name	Time Ht/Dist.	School
1.	WU (Moland, Klein, Slavich, Roth)	1:50.4 (NR)	WU
2.	NNC	1:50.8	NNC
3.	GF	1:53.1	GF
4.	L&C	2:01.6	L&C
5.			
6.	SOSC finished 4th in 1:57.0 dq		
7.			
8.			

EVENT: HEPTATHLON

Place	Name	Time Ht/Dist.	School
1.	Sandy Stearns	4845 (NR)	WOSC
2.	Gayle Roth	4408	WU
3.	Karyn Bignell	4132	NNC
4.	Kim Trinidad	3954	WU
5.	Sandy Meredith	3920	WU
6.	Kathy Sanders	3904	Lin
7.			
8.			

(MEN)

EVL : 400

Place	Name	Ht/Dist.	Time	School
1.	Jeff Johnson	49.7	49.82	WU
2.	Dean Raan	49.9	49.97	GF
3.	Mo Cottle	50.2	50.02	SOSC
4.	David Seearee	50.2	50.35	WU
5.	Sid Elliott	50.2	50.36	WU
6.	Jim Fahey	50.4	50.39	WOSC
7.	Mike Gilbert	50.5	50.56	NNC
8.				

EVENT: 110 HH

Place	Name	Ht/Dist.	Time	School
1.	Pat Randle	15.4	15.51	WOSC
2.	Bob DeVylde	15.5	15.63	WU
3.	Rick Frisk	15.5	15.64	GF
4.	Colin Johnstone	15.5	15.76	Lin
5.	Don Codier	15.5	15.78	WOSC
6.	Craig McKee	15.8	15.87	WU
7.	Larry Conaway	15.9	15.90	WOSC
8.	John Albrecht	16.5	16.89	Lin

EVENT: 100

Place	Name	Ht/Dist.	Time	School
1.	Greg Will	10.8	10.93	Lin
2.	Tom Mell	10.8	11.00	L&C
3.	Torrie Harry	10.9	11.11	WOSC
4.	Ron Mobley	11.1	11.27	WOSC
5.	Curtis Brown	11.1	11.29	Lin
6.	Dave Wagner	11.3	11.31	Lin
7.	Rich Torquato	11.4	11.36	WU
8.	Mark Young	11.5	11.62	GF

EVENT: 800

Place	Name	Ht/Dist.	Time	School
1.	Tom Geiger	1:54.6	1:54.70	L&C
2.	Dan Lingenfelter	1:55.4	1:55.54	Lin
3.	Dave Beck	1:55.8	1:55.97	SOSC
4.	Ross Bryant	1:56.3	1:56.49	WOSC
5.	Steve Yerger	1:56.9		NNC
6.	John Lawrence	1:57.3		WOSC
7.	Greg Pohl	nt		WOSC
8.	Kevin Ball	nt		GF

EVENT: JAVELIN

Place	Name	Ht/Dist.	Time	School
1.	Mike Keiser	207-5		WOSC
2.	Doug Ladd	194		WOSC
3.	Owen James	187-2		GF
4.	Doug Edwards	184-8		NNC
5.	Larry Conaway	184-6		WOSC
6.	Ron Pope	181-7		SOSC
7.	Mike Damm	178-9		L&C
8.	Dave Wagner	176-10		Lin

EVENT: DECATHLON

1.	Tim Corr	L&C	6399	5.	Scott Healy
2.	Larry Conaway	WOSC	6212	6.	Randy Coombs
3.	Keith Wigley	GF	5893		
4.	Mike Gilbert	NNC	5542		

(WOMEN)

EVENT: 800

Place	Name	Ht/Dist.	Time	School
1.	Linda Brock	2:19.26	2:19.1	UP
2.	Michelle Wentzel	2:21.17	2:21.0	WOSC
3.	Kay Mattson	2:22.73	2:22.3	GF
4.	Tammy Dunagan	2:26.70	2:26.6	Lin
5.	Ann Manning		2:27.0	UP
6.	Spring Alexander		2:33.3	WU
7.	Kelly Eichelberger		2:40.7	NNC
8.	Ricki Snyder		2:41.7	SOSC

EVENT: 100

Place	Name	Ht/Dist.	Time	School
1.	Tammy Moland	12.57	12.4	WU
2.	Antonette Blythe	12.81	12.6	NNC
3.	Shana Galloway	12.99	12.7	NNC
4.	Rene Thurston	13.01	12.8	SOSC
5.	Lee Boyd	13.08	12.8	WU
6.	Cathy Seuell	13.12	13.1	WOSC
7.	Kathy Staat	13.18	13.2	SOSC
8.	Kim Klein	13.24	13.3	WU

EVENT: 400

Place	Name	Ht/Dist.	Time	School
1.	Jessica Slavich	60.04	59.9	WU
2.	Caye McKee	60.06	60.1	GF
3.	Robin Johnson	60.82	60.8	NNC
4.	Sandy Meredith	61.78	61.6	WU
5.	Karen Sandberg	62.21	62.1	WOSC
6.	Lisa Sieverling		62.5	Lin
7.	Sally Fiebigler		63.9	SOSC
8.	Sarah Worsham		64.2	L&C

EVENT: 200

Place	Name	Ht/Dist.	Time	School
1.	Tammy Moland	25.77	25.6 (NR)	WU
2.	Cathy Seuell	26.51	26.4	WOSC
3.	Robin Johnson	26.58	26.5	NNC
4.	Rene Thurston	26.73	26.5	SOSC
5.	Shana Galloway	26.79	26.6	NNC
6.	Kathy Staat	27.18	27.0	SOSC
7.	Sarah Worsham	28.58	28.3	L&C
8.				

EVENT: HIGH JUMP

Place	Name	Ht/Dist.	Time	School
1.	Sandy Stearns	5-8	(NR)	WOSC
2.	Melody Groeneveld	5-3		GF
3.	Kim Trinidad	5-2		WU
4.	Kathy Moore	5-0		WU
5.	Valerie Fields	5-0		WOSC
6.	Pam Arens	5-0		WU
7.	Karyn Bignell	5-0		NNC
8.	Sue Woolsey	4-10		GF

WU 5417

L&C 5382

(MEN)

EVENT: 400 IH		Time		
Place	Name	Ht/Dist.	School	
1.	Bob DeVylde	55.20	55.2	WU
2.	Don Hicks	55.78	55.5	WU
3.	Shigemoto	56.77	56.5	L&C
4.	Rick Frisk	56.87	56.6	GF
5.	Tim Clark	57.66	57.7	L&C
6.	Randy Reason	57.87	57.8	Lin
7.	Don Cadier		58.7	WOSC
8.	Scott Wallace		59.2	NNC

EVENT: 200		Time		
Place	Name	Ht/Dist.	School	
1.	Greg Will	21.97	21.9	Lin
2.	Tom Mell	22.08	22.0	L&C
3.	Torae Harry	22.47	22.2	WOSC
4.	Carlos Gilvard	22.68	22.5	WU
5.	Ron Mobley	22.86	22.5	WOSC
6.	Brent Carbajal	22.91	11.8	L&C
7.	Dave Wagner	22.97	22.9	Lin
8.				

EVENT: POLE VAULT		Time		
Place	Name	Ht/Dist.	School	
1.	Mark Unicome	15-7 3/4 (NR)	NNC	
2.	Doug Edwards	14-0	NNC	
3.	Jim Corr	13-6	L&C	
4.	Dave Elkins	13-0	GF	
5.	Brian Venema	13-0	WOSC	
6.	Ken Helm	12-6	WU	
7.	John Lyttle	12-0	Lin	
8.				

EVENT: 5000		Time		
Place	Name	Ht/Dist.	School	
1.	Glen Giovannetti	14:52.8	Lin	
2.	Rich Groenendaal	15:03.6	WU	
3.	Frank Knight	15:06.4	WOSC	
4.	Robbie Wright	15:13.7	WU	
5.	Chris VanCauteren	15:15.3	WOSC	
6.	Mike Friess	15:16.3	Lin	
7.	Jim Wyatt	nt	Lin	
8.	Greg Mackie	nt	WU	

EVENT: MILE RELAY		Time		
Place	Name	Ht/Dist.	School	
1.	WU	3:20.32	3:20.1	WU
2.	WOSC	3:21.8	3:21.5	WOSC
3.	NNC	3:24.55	3:24.2	NNC
4.	L&C	3:24.8	3:24.5	L&C
5.	Lin	3:29.59	3:29.3	Lin
6.	SOSC	3:30.14	3:30.0	SOSC
7.				
8.	WU (Johnson, Catalani, Elliott, Seearce)			

EVENT: MARATHON		Time		
1.	Jim Wyatt	2:31:07	Lin	
2.	Frank Knight	2:34:10	WOSC	
3.	Dwight Larabee	2:40:08	GF	
4.	Greg Mackie	3:31:35	WU	
5.	Bruce Booker	3:33:10	NNC	

(WOMEN)

EVENT: 440 LH		Time		
Place	Name	Ht/Dist.	School	
1.	Gayle Roth	64.71	64.6 (TiesR)	WU
2.	Nora Thompson	65.59	65.6	GF
3.	Michelle McArthur	68.79	68.5	L&C
4.	Ila Amos	69.02	68.8	SOSC
5.	Karyn Bignell		70.8	NNC
6.	Kari Olson		73.5	NNC
7.				
8.				

EVENT: 5000		Time		
Place	Name	Ht/Dist.	School	
1.	Clare Krill		17:37.2	UP
2.	Kara Crisifulli		17:40.8	WU
3.	Kathleen Keller		17:54.3	UP
4.	Janet VanFleet		18:04.7	UP
5.	Susan Murray		19:07.5	L&C
6.	Nadine Price		19:08.7	Lin
7.	Alicia Tilzey		19:47.1	NNC
8.	Tammy Jarolimek		19:59.8	WOSC

EVENT: MILE RELAY		Time		
Place	Name	Ht/Dist.	School	
1.	WU	4:03.56	4:03.3 (NR)	WU
2.	GF	4:07.81	4:07.6	
3.	WOSC	4:11.61	4:11.6	
4.	NNC	4:17.43	4:17.2	
5.	L&C		4:19.9	
6.	Lin		4:20.3	
7.				
8.	WU (Moland, Meredith, Slavich, Roth)			

EVENT: LONG JUMP		Time		
Place	Name	Ht/Dist.	School	
1.	Mary Robinson	17-1 1/2	SOSC	
2.	Sandy Stearns	17-0	WOSC	
3.	Gayle Roth	16-11 3/4	WU	
4.	Antonette Blythe	16-9 1/2	NNC	
5.	Pam Arens	16-2 1/2	WU	
6.	Sandy Duchow	15-9 1/2	L&C	
7.				
8.				

EVENT: DISCUS		Time		
Place	Name	Ht/Dist.	School	
1.	Paula Wittenberg	139-1 (NR)	GF	
2.	Diana Hill	127-6	WU	
3.	Dana Jester	127-2	WOSC	
4.	Paige Daugherty	125-9	L&C	
5.	Cyd McCormick	122-8	WOSC	
6.	Molly Corrigan	120-2	U of	
7.	Robyn Mann	115-6	L&C	
8.	Marie Furlong	110-10	UP	

EVENT: MARATHON		Time		
1.	Nadine Price	3:06:47 (NR)	Lin	
2.	Tammy Jarolimek	3:18:47	WOSC	
3.	Kathleen Welland	3:23:01	L&C	
4.	Mary Helm	3:42:03	WU	
5.	Julie Massey	3:49:41	Lin	

(MEN)

EVENT:	SHOTPUT	Time		
Place	Name	Ht/Dist.	School	
1.	Randy Settel	53-5½	SOSC	
2.	Dave Novotney	52-2	WU	
3.	Mike Pressley	51-7½	L&C	
4.	Kelly Highberger	51-3½	WOSC	
5.	Todd Goergen	49-3/4	WU	
6.	Deron Lord	48-8 3/4	L&C	
7.	Hank Wyhorney	43-3 3/4	NNC	
8.	Nathan Whitham	40-2½	GF	

EVENT:	10000 Walk	Time		
Place	Name	Ht/Dist.	School	
1.	Loren Masnoka	53:03.7	L&C	
2.	Trent Jones	56:24	L&C	
3.	Terry Howard	1:07:26.6	WOSC	
4.	Rich Kokesh	1:08:28.1	WU	
5.	Jim Kelly	1:12:49.6	WOSC	
6.				
7.				
8.				

EVENT:	4x100 Relay	Time		
Place	Name	Ht/Dist.	School	
1.	WOSC	42.4 42.57		
2.	L&C	42.5 42.68		
3.	Lin	42.5 42.70		
4.	WU	43.3 43.52		
5.	GF	43.8 43.87		
6.	SOSC	44.5 44.47		
7.				
8.	WOSC-Mobley, Harry, Godier, Randle)			

EVENT:	1500	Time		
Place	Name	Ht/Dist.	School	
1.	Mike Friess	3:56.2 3:56.48	Lin	
2.	Lynn Purdue	3:57.7 3:57.98	WOSC	
3.	Kevin Ball	3:59.0 3:59.39	GF	
4.	Joe Alward	3:59.5 3:59.87	Lin	
5.	Marty Donaldson	4:00.8 4:01.05	NNC	
6.	Dan O'Leary	4:01.1	Lin	
7.	Crev Pohl	4:03.0	WOSC	
8.	Scott Ball	4:04.0	GF	

EVENT:	TRIPLE JUMP	Time		
Place	Name	Ht/Dist.	School	
1.	David Crume	46-8½	WU	
2.	Kwadwo Bekoe	45-6½	WU	
3.	Kent Toomb	44-6½	Lin	
4.	Mark Lipke	43-9½	WU	
5.	Brent Bingham	43-9½	SOSC	
6.	Kip Carlson	41-11½	Lin	
7.	Ken Stewart	41-6	GF	
8.	Keith Wigley	41-4½	GF	

MEET RESULTS (MEN)

WU	166	GF	79
WOSC	163	SOSC	47
L&C	115	NNC	38
Lin	103	Pac	0

(WOMEN)

EVENT:	JAVELIN	Time		
Place	Name	Ht/Dist.	School	
1.	Kathy Sanders	150-10 (NR)	Lin	
2.	Carol DeVencenzi	147-10	SOSC	
3.	Cyd McCormick	147-1	WOSC	
4.	Patty Smith	140-5	SOSC	
5.	Regina Norris	138-3	Pac	
6.	Karen Carpenter	120-2	NNC	
7.	Bobby Page	112-11	SOSC	
8.	Sandy Meredith	105-7	WU	

EVENT:	4x100 Relay	Time		
Place	Name	Ht/Dist.	School	
1.	NNC	49.19 49.0 (NR)	NNC	
2.	WU	49.37 49.2	WU	
3.	WOSC	50.94 50.7	WOSC	
4.	SOSC	50.95 50.8	SOSC	
5.	GF	53.04 52.9	GF	
6.	L&C	54.07 54.0	L&C	
7.				
8.	(NNC-Galloway, Price, Johnson, Blythe)			

EVENT:	1500	Time		
Place	Name	Ht/Dist.	School	
1.	Michelle Wentzel	4:42.50 4:42.1 (NR)	WOSC	
2.	Ann Manning	4:43.98 4:43.7	UP	
3.	Janet VanFleet	4:44.07 4:43.7	UP	
4.	Cathy Hanss	4:46.71 4:47.4	L&C	
5.	Susan Murray	4:46.90 4:47.7	L&C	
6.	Jennifer Pade	4:49.55 4:49.3	UP	
7.	Jennifer Nielson	4:54.48 4:54.2	WU	
8.	Kristy Johnston	5:01.6	UP	

EVENT:	100HH	Time		
Place	Name	Ht/Dist.	School	
1.	Sandy Stearns	15.32 15.2 (NR)	WOSC	
2.	Gayle Roth	16.26 16.1	WU	
3.	Michelle McArthur	16.34 16.2	L&C	
4.	Karyn Bignell	16.46 16.2	NNC	
5.	Debbie Hirons	16.74 17.0	WOSC	
6.	Ila Amos	17.14 17.0	SOSC	
7.	Kim Trinidad	17.47 17.4	WU	
8.	Gina Walker	17.5	SOSC	

EVENT:	SHOTPUT	Time		
Place	Name	Ht/Dist.	School	
1.	Paige Daugherty	45-10½ (NR)	L&C	
2.	Molly Corrigan	40-11½	UP	
3.	Allyson Kendall	40-7	WOSC	
4.	Robin Mann	10-1	L&C	
5.	Dana Jester	37-8½	WOSC	
6.	Sandra McCartt	37-6½	WOSC	
7.	Chris Suess	37-3½	WU	
8.	Barb Crocker	36-7½	L&C	

(WOMEN)

WU	154	GF	56
WOSC	132	SOSC	40
UP	103	Lin	32
NNC	73	Pac	2
L&C	62		

PRELIMINARY RESULTS

100mHH (Heat 1) Women

1. Sandy Stearns	WOSC	15.49
2. Karyn Bignell	NNC	16.94
3. Jim Trinidad	WU	17.56
4. Gina Walker	SOSC	17.94
5. Tracy Demaris	GF	18.16

100mHH (Heat 2) Women

1. Michelle McArthur	L&C	15.9
2. Gayle Roth	WU	16.1
3. Debbie Hiron	WOSC	16.8
4. Ila Amos	SOSC	16.9

100m (Heat 1) Women

1. Antonette Blythe	NNC	12.83
2. Rene Thurston	SOSC	13.24
3. Lee Boyd	WU	13.25
4. Cathy Seuell	WOSC	13.28
5. Lisa Swartz	GF	13.28

100m (Heat 2) Women

1. Tammy Moland	WU	12.91
2. Shana Galloway	NNC	13.27
3. Kim Klein	WU	13.46
4. Kathy Staat	SOSC	13.48
5. Julie Price	NNC	13.77

110m HH (Heat 1) Men

1. Don Godier	WOSC	15.3
2. Larry Conaway	WOSC	15.5
3. John Albrecht	Lin	15.7
4. Craig McKee	WI	15.7
5. Doug Rauen	Lin	15.8

110m HH (Heat 2) Men

1. Rick Frisk	GF	15.57
2. Pat Randle	WOSC	15.76
3. Bob DeVylde	WU	16.07
4. Colin Johnston	Lin	16.12
5. Takehiro Shigemoto	L&C	16.80

400m (Heat 1) Men

1. Jeff Johnson	WU	50.03
2. Sid Elliott	WU	50.24
3. Jim Fahey	WOSC	50.50
4. Randy Coombs	L&C	50.60
5. Marc Stewart	Pac	52.50

400m (Heat 2) Men

1. Dean Raan	GF	49.51
2. Mo Cottle	SOSC	49.77
3. David Searce	WU	49.98
4. Mike Gilbert	NNC	50.54
5. Vic Sears	L&C	50.54
6. Andrew Kirkland	Pac	nt

100m (Heat 1) Men

1. Greg Will	Lin	11.21
2. Tom Mell	L&C	11.29
3. Ron Mobley	WOSC	11.34
4. Mark Young	GF	11.66
5. Mike Officer	WU	11.73
6. John Masshardt	SOSC	12.06

100m (Heat 2) Men

1. Torrae Harry	WOSC	11.29
2. Dave Wagner	Lin	11.42
3. Curtis Brown	Lin	11.49
4. Rich Torquato	WU	11.50
5. Mike Henderson	NNC	11.62
6. Brent Carbajal	L&C	11.73
7. Jim Moody	GF	12.10

400m IH (Heat 1) Men

1. Randy Reason	Lin	56.98
2. Don Hicks	WU	57.14
3. Tim Clark	L&C	57.24
4. Scott Wallace	NNC	58.68

400m IH (Heat 2) Men

1. Rick Frisk	GF	55.67
2. Takehiro Shigemoto	L&C	56.29
3. Bob DeVylde	WU	56.57
4. Don Godier	WOSC	58.10
5. Joe Loffler	SOSC	63.4

200m (Heat 1) Men

1. Greg Will	Lin	22.18
2. Torrae Harry	WOSC	22.66
3. Carlos Gilyard	WU	23.04
4. Brent Carbajal	L&C	23.14
5. Mo Cottle	SOSC	23.26
6. Randy Coombs	L&C	23.37
7. Marc Stewart	Pac	24.47

200m (Heat 2) Men

1. Tom Mell	L&C	22.44
2. Ron Mobley	WOSC	22.51
3. Dave Wagner	Lin	22.57
4. Curtis Brown	Lin	22.75
5. Mark Young	GF	22.79
6. Rich Torquato	WU	22.84
7. Mike Henderson	NNC	23.21
8. Andrew Kirkland	Pac	23.42

985 DISTRICT CHAMPIONSHIPS

MEB

EVENT: 10000m		Time	
Place	Name	Ht/Dist	School
1.	James Wyatt	31:54	Lin
2.	Paul Yunker	31:50	WU
3.	David Gilroy	31:54	WU
4.	Seb Frost	32:17	Lin
5.	Ray Whitlow	32:18	Lin
6.	Jeff Wilson	32:57	LAC
7.			
8.			

EVENT: 3000m STEEPLECHASE		Time	
Place	Name	Ht/Dist	School
1.	John Gord	9:21.5	WU
2.	James Edwards	9:32.7	WU
3.	Ken James	9:37.5	WU
4.	Duke Ritenhouse	9:42.0	LAC
5.	Ron Aron	9:43.5	LAC
6.	Tom Gelzer	9:52.7	LAC
7.			
8.			

EVENT: DISCUS		Time	
Place	Name	Ht/Dist	School
1.	Jim Parker	154-5	WOSC
2.	Deron Lord	153	LAC
3.	Nathan Whitham	151-5	GFC
4.	Randy Setteoli	150-4	WOSC
5.	Mike Watts	148-6	GFC
6.	Paul Maddon	145-7	GFC
7.			
8.			

EVENT:		Time	
Place	Name	Ht/Dist	School
1.			
2.			
3.			
4.			
5.			
6.			
7.			
8.			

EVENT: LONG JUMP		Time	
Place	Name	Ht/Dist	School
1.	Larry Conway	22-4 3/4	WOSC
2.	Kevin Connors	22-3	WU
3.	Kelly Ferrenburg	21-10 1/2	Lin
4.	Dave Brickson	21-9 1/2	Lin
5.	Randy Folker	21-5	WU
6.	Ron Mobley	21-4	WOSC
7.			
8.			

EVENT:		Time	
Place	Name	Ht/Dist	School
1.			
2.			
3.			
4.			
5.			
6.			
7.			
8.			

EVENT: HAMMER THROW		Time	
Place	Name	Ht/Dist	School
1.	Deron Lord	150-6	LAC
2.	Scott Polen	157-10	WOSC
3.	Nathan Whitham	156-4	GFC
4.	Larry Burtis	151-11	WOSC
5.	Jim Gorman	151-9	WU
6.	Kyle Kobow	148-7	Lin
7.			
8.			

EVENT:		Time	
Place	Name	Ht/Dist	School
1.			
2.			
3.			
4.			
5.			
6.			
7.			
8.			

EVENT: HIGH JUMP		Time	
Place	Name	Ht/Dist	School
1.	Joe Hill	6-8 1/2	WOSC
2.	Keith Wigley	6-5	GFC
3.	Larry Conway	6-3	WOSC
4.	Shaun Granger	6-1	WOSC
5.	Pat Meyer	6-1	LAC
6.	Scott Hanly	5-11	WU
7.			
8.			

EVENT:		Time	
Place	Name	Ht/Dist	School
1.			
2.			
3.			
4.			
5.			
6.			
7.			
8.			

1985 DISTRICT CHAMPIONSHIPS
MEN

EVENT: SHOTPUT

Place	Name	Time Ht./Dist.	School
1.	Randy Settall	53-1½	SOSC
2.	Ivan Jim Parker	52-2½	SOSC
3.	David Novotney	51-9	WU
4.	Mike Pressley	51-5 3/4	L&C
5.	Deron Lord	48-9 3/4	L&C
6.	Hank Wybornay	44-11½	NNC
7.			
8.			

EVENT: 110m HH

Place	Name	Time Ht./Dist.	School
1.	Adolphus Onuz	14.1	GFC
2.	Tim Rupp	15.0	SOSC
3.	Curtis Thorne	15.1	WU
4.	Tyler Graham	15.1	WU
5.	Bob DeVylde	15.5	WU
6.	Craig McKee	15.8	WU
7.			
8.			

EVENT: 10K WALK

Place	Name	Time Ht./Dist.	School
1.	Trent Jones	:51:19.6	L&C
2.	Randy Jacobs	:51:21.2	WU
3.	Jeff Kilday	:58:11.9	WU
4.	Dan Price	:59:40.8	GFC
5.	Mark Willaman	1:00:55.0	SOSC
6.	Troy O'Donnell	1:02:18.4	WU
7.			
8.			

EVENT: TRIPLE JUMP

Place	Name	Time Ht./Dist.	School
1.	Kevin Connors	47-3	WU
2.	Jeff Bowman	44-4½	Lin
3.	John Previedello	44-4	Lin
4.	Kele Maxsters	43-7½	Lin
5.	Shaun Granger	42-7½	SOSC
6.	Scott Anderson	42-1	WOSC
7.			
8.			

EVENT: 4x100 RELAY

Place	Name	Time Ht./Dist.	School
1.		41.9	WOSC
2.		42.2	L&C
3.		43.2	WU
4.		43.9	SOSC
5.		45.3	NNC
6.			
7.			
8.			

EVENT: 400m

Place	Name	Time Ht./Dist.	School
1.	XXXXXXXXXX	XXXXXX	XXXX
2.	XXXXXXXXXX	XXXXXX	XXXX
3.	XXXXXXXXXX	XXXXXX	XXXX
4.			
5.			
6.			
7.			
8.			

EVENT: 1500m

Place	Name	Time Ht./Dist.	School
1.	Jesse Gore	3:53.8	Lin
2.	Brandt Lind	3:56.2	WOSC
3.	Dave Beck	3:58.0	SOSC
4.	Andy Mitchell	3:59.7	WU
5.	Mark Mohnen	4:00.2	WOSC
6.	Ken James	4:00.8	WOSC
7.			
8.			

EVENT: 800m

Place	Name	Time Ht./Dist.	School
1.	Tom Gaiger	1:53.7	L&C
2.	Rob MacGinnittie	1:53.8	WU
3.	John Mike McHugh	1:54.9	WOSC
4.	Brandt Lind	1:55.6	WOSC
5.	Mike Dixon	1:56.0	WOSC
6.	Steve Uomini	1:56.7	WU
7.			
8.			

EVENT: JAVELIN

Place	Name	Time Ht./Dist.	School
1.	Mike Kaisur	219-10	WOSC
2.	Dave Wagner	212-4	Lin
3.	Eric Nelson	208-5	WOSC
4.	Doug Ladd	205-9	WOSC
5.	Brad Bales	201-8	WU
6.	Doug Edwards	199-1	NNC
7.			
8.			

EVENT: 400 IH

Place	Name	Time Ht./Dist.	School
1.	Dave Erickson	53.6	Lin
2.	Bob DeVylde	54.1	WU
3.	Tim Rupp	55.1	SOSC
4.	Tyler Graham	55.4	WU
5.	Scott Wallace	56.7	NNC
6.	Dave Driesner	57.8	GFC
7.			
8.			

1985 DISTRICT CHAMPIONSHIPS

MEN

EVENT: POLE VAULT

Place	Name	Time Ht./Dist.	School
1.	Kevin Taylor	14-6	SOSC
2.	Randy Coombs	13-10	L&C
3.	Mike Gilbert	13-6	NMC
3.	Doug Edwards	13-6	NMC
3.	Kelly Carter	13-6	WOSC
6.	Ken Helm	13-6	WU
7.			
8.			

TIE

EVENT: 400m

Place	Name	Time Ht./Dist.	School
1.	Karl Findling	48.5	WOSC
2.	Jim Fahey	49.1	WOSC
3.	Mike Gilbert	49.2	NMC
4.	Sid Elliott	49.3	WU
5.	Dean Rasm	49.5	GFC
6.	David Searce	49.7	WU
7.			
8.			

EVENT: 200m

Place	Name	Time Ht./Dist.	School
1.	Greg Will	21.9	Lin
2.	Torræe Harry	22.0	WOSC
3.	Tom Mall	22.1	L&C
4.	Karl Findling	22.2	WOSC
5.	Greg Beery	22.6	L&C
6.	Tim Biazont	22.7	WOSC
7.			
8.			

EVENT: 100m

Place	Name	Time Ht./Dist.	School
1.	Tom Mell	10.6	L&C
2.	Torræe Harry	10.6	WOSC
3.	Rich Torquato	10.7	WU
4.	Greg Beery	10.8	L&C
5.	Brian Gilstrap	10.9	WU
6.	Kelly Ferrenburg	11.0	Lin
7.			
8.			

EVENT: 5000m

Place	Name	Time Ht./Dist.	School
1.	Mike Friess	14:47.2	Lin
2.	Joe Alward	14:57.8	Lin
3.	James Wyatt	14:59.5	Lin
4.	David Gilroy	15:01	WU
5.	Paul Yunker	15:20	WU
6.	Bob Frost	15:22.2	Lin
7.			
8.			

EVENT: 4x400 RELAY

Place	Name	Time Ht./Dist.	School
1.		3:19.2	WOSC
2.		3:19.4	GFC
3.		3:22.7	WU
4.		3:24.0	NMC
5.		3:24.3	Lin
6.		3:24.3	L&C
7.			
8.			

EVENT:

Place	Name	Time Ht./Dist.	School
1.			
2.			
3.			
4.			
5.			
6.			
7.			
8.			

EVENT:

Place	Name	Time Ht./Dist.	School
1.			
2.			
3.			
4.			
5.			
6.			
7.			
8.			

EVENT:

Place	Name	Time Ht./Dist.	School
1.			
2.			
3.			
4.			
5.			
6.			
7.			
8.			

EVENT:

Place	Name	Time Ht./Dist.	School
1.			
2.			
3.			
4.			
5.			
6.			
7.			
8.			

DISTRICT TRACK & FIELD CHAMPIONSHIPS - WILLAMETTE - May 9 & 10, 1986 ('len)

TEAM SCORES: Southern Oregon 174, Western Oregon 1663/5, Willamette 1567/10, Linfield 953/5, Lewis & Clark 36, George Fox 343/5, Eastern Oregon 30, Northwest Nazarene 15½

HAMMER THROW - (1)Glen Hill, WOSC, 178'9"; (2)Phil Killinger, Lin, 164'8"; (3)Brian Caster, Lin, 164'8"; (4)Scott Polen, WOSC, 158'9"; (5)Jim Gorman, Will, 153'10"; (6)Soren Sorenson, 152'0"; (7)Mike Watts, GF, 147'5"; (8)Doug Dean, Lin, 146'5".

10,000M - (1)Kirk Reynolds, LC, 31:42.21; Greg Miller, EOSC, 31:46.72; Jerred Gildehaus, GF, 31:51.79; Andy Libert, Will, 32:02.26; Ray Whitlow, Lin, 32:06.32; David Gilroy, Will, 32:22.57; Dwight Larabee, GF, 32:30.03; Joshua Sacon, SOSC, 32:40.01; Kevin Wright, NNC, 32:51.41; Bob Frost, Lin, 32:51.89.

LONG JUMP - (1)Joe Hill, SOSC, 22'10½"; (2)Kevin Connors, Will, 22'5"; (3)Kelly Ferrenburg, Lin, 22'1"; (4)Larry Conaway, WOSC, 21'103/4"; (5)Ron Mobley, WOSC, 21'10½"; (6)Kurt Hargett, WOSC, 21'63/4"; (7)Randy Coombs, LC, 21'6½"; (8)Les Harrison, GF, 20'7½".

DISCUS THROW - (1)Soren Sorenson, WOSC, 157'10"; (2)Ivan Parker, SOSC, 155'11"; (3)Mike Watts, GF, 146'6"; (4)Paul Maddox, GF, 140'3"; (5)Doug Sommer, Will, 139'6"; (6)Steve Curl, NNC, 139'1"; (7)Mike Schaan, SOSC, 135'3"; (8)Arnold Wardwell, SOSC, 132'1".

HIGH JUMP - (1)Joe Hill, SOSC, 6'6"; (2)Shawn Granger, SOSC, 6'6"; (3)Dwight French, WOSC, 6'5"; (4)Kevin Connors, Will, 6'3"; (5)tie Bryant Anderson, Lin, 6'1", Jim Holmes, WOSC, 6'1", Scott Healy, Will, 6'1", Rob Kliever, Will, 6'1", Keith Wrigley, GF, 6'1";

STEEPLECHASE - (1)Jason Sele, WOSC, 9:24.32; (2)James Edmark, Will, 9:27.71; (3)Ron Ares, LC, 9:44.75; (4)Duke Ritenhouse, LC, 9:48.14; (5)Brad Holbrook, SOSC, 9:48.42; (6)Scott Brall, GF, 9:55.41; (7)Doug Winn, Will, 10:05.79; (8)Dan Price, GF, 10:05.94; (9)Robert Crandall, 10:19.

SHOTPUT - (1)Ivan Parker, SOSC, 55'3"; (2)Michael County, SOSC, 48'7"; (3)Kellev Highberger, WOSC, 47'11"; (4)Arnold Wadwell, SOSC, 47'11"; (5)Soren Sorenson, WOSC, 47'5"; (6)Hank Wyborne, NNC, 46'6½"; (7)Matt Lydum, WOSC, 45'8"; (8)Randv Beetchow, EOSC, 41'11½".

TRIPLE JUMP - (1)Kevin Connors, Will, 47'0"; (2)Kele Marsters, Lin, 46'1¼"; (3)John Prevedello, Lin, 44'7½"; (4)Dwight French, WOSC, 44'23/4"; (5)Scott Anderson, WOSC, 42'11¼"; (6)Shawn Granger, SOSC, 42'4¼"; (7)Jerry Fuls, GF, 41'73/4"; (8)Keith Wrigley, GF, 41'7".

10,000M WALK - (1)Randy Jacobs, Will, 50:37.8; (2)Fred Clair, EOSC, 53:44.6; (3)Troy O'Donnell, Will, 59:54.4; (4)Mark Willamen, SOSC, 1:01:07.2.

400M RELAY - (1)Western Oregon (Biamont, Taylor, Findling, Mobley), 41.7; (2)Willamette, 43.3; (3)Southern Oregon, 43.3; (4)Lewis & Clark, 43.7; (5)Northwest Nazarene, NT; (6)George Fox, NT.

1500M - (1)Dave Beck, SOSC, 3:56.42; (2)Brandt Lind, WOSC, 3:57.03; (3)Todd Thomas, SOSC, 4:00.69; (4)Joe Alward, Lin, 4:02.48; (5)Ron Ares, LC, 4:02.58; (6)Andy Mithcell, Will, 4:05.59; (7)Dan O'Leary, Lin, 4:07.39; (8)Jason Sele, WOSC, 4:09.3; (9)John Schrock, WOSC, 4:14.04; (10)David Jordan, WOSC, 4:25.4.

110M HURDLES - (1)Sam Lapray, Will, 15.02; (2)Tim Rupp, SOSC, 15.27; (3)Kevin Taylor, SOSC, 15.69; (4)Larry Conaway, WOSC, 16.04; (5)Keith Wrigley, GF, 16.42; (6)Craig McKee, Will, 16.45; (7)Tim Dahlin, GF, 16.74.

100M - (1)Kevin Taylor, SOSC, 15.02; (2)Tim Rupp, SOSC, 15.27; (3)Kevin Taylor, SOSC, 15.69; (4)Larry Conaway, WOSC, 16.04; (5)Keith Wrigley, GF, 16.42; (6)Craig McKee, Will, 16.45; (7)Tim Dahlin, GF, 16.74.

DISTRICT TRACK & FIELD CHAMPIONSHIPS - MEN'S RESULTS CONT'D

400M - (1)David Searce, Will, 48.64; (2)Karl Findling, WOSC, 48.88; (3)D.J. Branson, SOSC, 49.56; (4)Jim Fahey, WOSC, 49.86; (5)Tim Sievers, NNC, 50.76.

POLE VAULT - (1) Kevin Taylor, SOSC, 14'0"; (2)Cary Dovenberg, SOSC, 13'2"; (3)Scott Anderson, WOSC, 13'2"; (4)Keith Wigley, GF, 13'2"; (5)Mike Gilbert, NNC, 12'8"(tie), Scott Healy, Will, 12'8"; (7)Ken Helm, Will, 12'8".

100M - (1)Greg Will, Lin, 11.22; (2)Ron Mobley, WOSC, 11.33; (3)Tom Mell, LC, 11.49; (4)Rich Torquato, Will, 11.51; (5)Tim Biamont, WOSC, 11.57; (6)Kurt Hargett, WOSC, 11.63; (7)Tim Hyatt, GF, 11.93.

800M - (1)Rob MacGinnitie, Will, 1:54.72; (2)Todd Thomas, SOSC, 1:54.86; (3)Steve Uomini, Will, 1:55.45; (4)Dave Beck, SOSC, 1:59.53; (5)Randy Swigart, GF, 1:59.72; (6)Ed Esse, WO, 2:00.7; (7)Rocky Baker, LC, 2:01.5.

400M HURDLES - (1)Bob DeVlydere, Will, 53.33; (2)Randy Reason, Lin, 54.52; (3)Tim Rupp, SOSC, 55.40; (4)Mike Gilbert, NNC, 55.58; (5)Sam Lapray, Will, 55.68; (6)Randy Folker, Will, 57.08; (7)Craig McKee, Will, 58.03; (8)Jeff Jacobs, WOSC, 58.77.

JAVELIN THROW - (1)Mike Keizur, WOSC, 204'11"; (2)Michael County, SOSC, 190'10"; (3)Allen Perkins, SOSC, 180'5"; (4)Rusty Lorenz, Will, 173'8"; (5)Cary Dovenberg, 172'9"; (6)Mark Garvey, Lin, 164'9".

200M - (1)Greg Will, Lin, 21.8; (2)Karl Findling, WOSC, 22.2; (3)Tim Biamont, WOSC, 22.6; (4)Curtis Brown, Lin, 22.9; (5)D.J. Bransom, SOSC, 23.1; (6)Tim Sievers, NNC, 23.3;

5000M - (1)Tad Woosley, WOSC, 14:55.3; (2)Joe Alward, Lin, 14:59.7; (3)Mike Kennedy, Lin, 15:07.8; (4)Greg Miller, EOSC, 15:08.8; (5)James Edmark, Will, 15:22.4; (6)Dan O'Leary, Lin, 15:25.1.

MILE
1600M RELAY - (1)Western Oregon (Fahey, Hargett, Mobley, Gilbert), 3:19.59; (2)Willamette, 3:19.98; (3)Linfield, 3:21.79; (4)Lewis & Clark, 3:25.73; (5)Northwest Nazarene, 3:25.76; (6)Southern Oregon, 3:26.18; (7)George Fox, 3:29.16.

DISTRICT TRACK & FIELD CHAMPIONSHIPS - WILLAMETTE - May 9 & 10, 1986 (Men)

TEAM SCORES: Southern Oregon 174, Western Oregon 1663/5, Willamette 1567/10, Linfield 953/5, Lewis & Clark 36, George Fox 343/5, Eastern Oregon 30, Northwest Nazarene 15½

HAMMER THROW - (1)Glen Hill, WOSC, 178'9"; (2)Phil Killinger, Lin, 164'8"; (3)Brian Caster, Lin, 164'8"; (4)Scott Polen, WOSC, 158'9"; (5)Jim Gorman, Will, 153'10"; (6)Soren Sorenson, 152'0"; (7)Mike Watts, GF, 147'5"; (8)Doug Dean, Lin, 146'5".

10,000M - (1)Kirk Reynolds, LC, 31:42.21; Greg Miller, EOSC, 31:46.72; Jerred Gildehaus, GF, 31:51.79; Andy Libert, Will, 32:02.26; Ray Whitlow, Lin, 32:06.32; David Gilroy, Will, 32:22.57; Dwight Larabee, GF, 32:30.03; Joshua Sacon, SOSC, 32:40.01; Kevin Wright, NNC, 32:51.41; Bob Frost, Lin, 32:51.89.

LONG JUMP - (1)Joe Hill, SOSC, 22'10½"; (2)Kevin Connors, Will, 22'5"; (3)Kelly Ferrenburg, Lin, 22'1"; (4)Larry Conaway, WOSC, 21'103/4"; (5)Ron Mobley, WOSC, 21'10½"; (6)Kurt Hargett, WOSC, 21'63/4"; (7)Randy Coombs, LC, 21'6½"; (8)Les Harrison, GF, 20'7½".

DISCUS THROW - (1)Soren Sorenson, WOSC, 157'10"; (2)Ivan Parker, SOSC, 155'11"; (3)Mike Watts, GF, 146'6"; (4)Paul Maddox, GF, 140'3"; (5)Doug Sommer, Will, 139'6"; (6)Steve Curl, NNC, 139'1"; (7)Mike Schaan, SOSC, 135'3"; (8)Arnold Wardwell, SOSC, 132'1".

HIGH JUMP - (1)Joe Hill, SOSC, 6'6"; (2)Shawn Granger, SOSC, 6'6"; (3)Dwight French, WOSC, 6'5"; (4)Kevin Connors, Will, 6'3"; (5)Tie Bryant Anderson, Lin, 6'1", Jim Holmes, WOSC, 6'1", Scott Healy, Will, 6'1", Rob Kliever, Will, 6'1", Keith Wigley, GF, 6'1";

STEEPLECHASE - (1)Jason Sele, WOSC, 9:24.32; (2)James Edmark, Will, 9:27.71; (3)Ron Ares, LC, 9:44.75; (4)Duke Ritenhouse, LC, 9:48.14; (5)Brad Holbrook, SOSC, 9:48.42; (6)Scott Ball, GF, 9:55.41; (7)Doug Winn, Will, 10:05.79; (8)Dan Price, GF, 10:05.94; (9)Robert Crandall, 10:19.

SHOTPUT - (1)Ivan Parker, SOSC, 55'3"; (2)Michael County, SOSC, 48'7"; (3)Kelley Highberger, WOSC, 47'11"; (4)Arnold Wadwell, SOSC, 47'11"; (5)Soren Sorenson, WOSC, 47'5"; (6)Hank Wyborne, NNC, 46'6½"; (7)Matt Lydum, WOSC, 45'8"; (8)Randy Beetchow, EOSC, 41'11½".

TRIPLE JUMP - (1)Kevin Connors, Will, 47'0"; (2)Kele Marsters, Lin, 46'1½"; (3)John Prevedello, Lin, 44'7½"; (4)Dwight French, WOSC, 44'23/4"; (5)Scott Anderson, WOSC, 42'11½"; (6)Shawn Granger, SOSC, 42'4½"; (7)Jerry Fuls, GF, 41'73/4"; (8)Keith Wigley, GF, 41'7".

10,000M WALK - (1)Randy Jacobs, Will, 50:37.8; (2)Fred Clair, EOSC, 53:44.6; (3)Troy O'Donnell, Will, 59:54.4; (4)Mark Willamen, SOSC, 1:01:07.2.

400M RELAY - (1)Western Oregon (Biamont, Taylor, Findling, Mobley), 41.7; (2)Willamette, 43.3; (3)Southern Oregon, 43.3; (4)Lewis & Clark, 43.7; (5)Northwest Nazarene, NT; (6)George Fox, NT.

1500M - (1)Dave Beck, SOSC, 3:56.42; (2)Brandt Lind, WOSC, 3:57.03; (3)Todd Thomas, SOSC, 4:00.69; (4)Joe Alward, Lin, 4:02.48; (5)Ron Ares, LC, 4:02.58; (6)Andy Mithcell, Will, 4:05.59; (7)Dan O'Leary, Lin, 4:07.39; (8)Jason Sele, WOSC, 4:09.3; (9)John Schrock, WOSC, 4:14.04; (10)David Jordan, WOSC, 4:25.4.

110M HURDLES - (1)Sam Lapray, Will, 15.02; (2)Tim Ruon, SOSC, 15.27; (3)Kevin Taylor, SOSC, 15.69; (4)Larry Conaway, WOSC, 16.04; (5)Keith Wigley, GF, 16.42; (6)Craig McKee, Will, 16.45; (7)Tim Dahlin, GF, 16.74.

DISTRICT TRACK & FIELD CHAMPIONSHIPS - MEN'S RESULTS CONT'D

400M - (1)David Searce, Will, 48.64; (2)Karl Findling, WOSC, 48.88; (3)D.J. Branson, SOSC, 49.56; (4)Jim Fahey, WOSC, 49.86; (5)Tim Sievers, NNC, 50.76.

POLE VAULT - (1) Kevin Taylor, SOSC, 14'0"; (2)Cary Dovenberg, SOSC, 13'2"; (3)Scott Anderson, WOSC, 13'2"; (4)Keith Wigley, GF, 13'2"; (5)Mike Gilbert, NNC, 12'8"(tie), Scott Healy, Will, 12'8"; (7)Ken Helm, Will, 12'8".

100M - (1)Greg Will, Lin, 11.22; (2)Ron Mobley, WOSC, 11.33; (3)Tom Mell, LC, 11.49; (4)Rich Torquato, Will, 11.51; (5)Tim Biamont, WOSC, 11.57; (6)Kurt Hargett, WOSC, 11.63; (7)Tim Hyatt, GF, 11.93.

800M - (1)Rob MacGinnitie, Will, 1:54.72; (2)Todd Thomas, SOSC, 1:54.86; (3)Steve Uomini, Will, 1:55.45; (4)Dave Beck, SOSC, 1:59.53; (5)Randy Swigart, GF, 1:59.72; (6)Ed Esse, WO, 2:00.7; (7)Rocky Baker, LC, 2:01.5.

400M HURDLES - (1)Bob DeVlydere, Will, 53.33; (2)Randy Reason, Lin, 54.52; (3)Tim Rupp, SOSC, 55.40; (4)Mike Gilbert, NNC, 55.58; (5)Sam Lapray, Will, 55.68; (6)Randy Folker, Will, 57.08; (7)Craig McKee, Will, 58.03; (8)Jeff Jacobs, WOSC, 58.77.

JAVELIN THROW - (1)Mike Keizur, WOSC, 204'11"; (2)Michael County, SOSC, 190'10"; (3)Allen Perkins, SOSC, 180'5"; (4)Rusty Lorenz, Will, 173'8"; (5)Cary Dovenberg, 172'9"; (6)Mark Garvey, Lin, 164'9".

200M - (1)Greg Will, Lin, 21.8; (2)Karl Findling, WOSC, 22.2; (3)Tim Biamont, WOSC, 22.6; (4)Curtis Brown, Lin, 22.9; (5)D.J. Bransom, SOSC, 23.1; (6)Tim Sievers, NNC, 23.3.

5000M - (1)Tad Woosley, WOSC, 14:55.3; (2)Joe Alward, Lin, 14:59.7; (3)Mike Kennedy, Lin, 15:07.8; (4)Greg Miller, EOSC, 15:08.8; (5)James Edmark, Will, 15:22.4; (6)Dan O'Leary, Lin, 15:25.1.

1600M RELAY - (1)Western Oregon (Fahey, Hargett, Mobley, Gilbert), 3:19.59; (2)Willamette, 3:19.98; (3)Linfield, 3:21.79; (4)Lewis & Clark, 3:25.73; (5)Northwest Nazarene, 3:25.76; (6)Southern Oregon, 3:26.18; (7)George Fox, 3:29.16.

DISTRICT TRACK & FIELD CHAMPIONSHIPS - WILLAMETTE - May 9 & 10, 1986 (Women)

TEAM SCORES: Western Oregon 171½, Willamette 96½, Linfield 93, Lewis & Clark 90, Southern Oregon 67, University of Portland 65, George Fox 31, Northwest Nazarene 15, Eastern Oregon 13

10,000M - (1) Marilyn Fishback, Will, 38:52.4(HT); (2) Nancy Roley, GF, 40:33.7(HT); (3) Susan Murray, LC, 41:12.1(HT); (4) Teresa Beeman, Lin, 41:28.3(HT); (5) Shawn Benningfield, WOSC, 41:35.7(HT).

3,000M - (1) Ann Manning, UP, 9:34.38; (2) Laura Johnson, UP, 9:45.45; (3) Mary Hillenkamp, UP, 10:04.86; (4) Kristy Johnston, UP, 10:10.43; (5) Julie O'Leary, WOSC, 10:19.86; (6) Karen Wilhelms, UP, 10:32.58; (7) Kristin Peterson, Will, 10:42.92; (8) Megan O'Leary, EOSC, 11:18.46; (9) Kathy Hiatt, SOSC, 11:32.68.

800M MEDLEY - (1) Western Oregon (Seuell, Hannon, Wegener, Wright), 1:48.49; (2) Southern Oregon, 1:52.28; (3) Linfield, 1:54.71; (4) Willamette, 1:54.77; (5) Lewis & Clark, 1:56.68.

DISCUS THROW - (1) Lea Bush, Will, 140'4"; (2) Paula Wittenberg, GF, 138'8"; (3) Dana Jester, WOSC, 123'0"; (4) Debbie Garrison, SOSC, 121'11"; (5) Dixie McCadden, EOSC, 115'11"; (6) Cheryl Funk, GF, 108-7.

LONG JUMP - (1) Sharon Jensen, WOSC, 17'6"; (2) Shelly Woodside, Lin, 17'1½"; (3) Karla Jones, Will, 16'10"; (4) Pam Arens, Will, 16'8"; (5) Carol Lafferty, NNC, 16'3¾"; (6) Teresa Hannon, WOSC, 16'1¼"; (7) Cathy Buhler, UP, 15'11"; (8) Sandy Duchow, LC, 15'10½".

HIGH JUMP - (1) Amy Bolger, LC, 5'5"; (2) Lisa Lind, Lin, 5'4"; (3) Amy Gakstatter, Will, 5'3"; (4) Kelley Lovejoy, WOSC, 5'3"; (5) Melonie Bryne, WOSC, 5'1"(tie), Shannon Baird, Will, 5'1".

JAVELIN THROW - (1) Debbie Barnhurst, WOSC, 146'1"; (2) Lori Wagner, SOSC, 141'5"; (3) Denise Fox, GF, 140'3"; (4) Chris Etner, SOSC, 137'8"; (5) Kim Halter, Lin, 137'7"; (6) Leslie Johnson, LC, 133'8"; (7) Karen Carpenter, NNC, 119'7"; (8) Kellie Osborn, 118'5".

400M RELAY - (1) Western Oregon (Seuell, Wright, Hannon, Wegener), 49.0; (2) Linfield, 50.0; (3) Southern Oregon, 50.7; (4) Lewis & Clark, 51.3; (4) Willamette, 51.4.

1500M - (1) Laura Johnson, UP, 4:28.61; (2) Ann Manning, UP, 4:31.48; (3) Julie O'Leary, WOSC, 4:44.44; (4) Kathryn O'Leary, WOSC, 4:46.71; (5) Jennifer Neilson, Will, 4:47.82; (6) Angela Thatcher, Lin, 4:52.53; (7) Julie Richardson, WOSC, 4:59.88; (8) Kris Knobel, WOSC, 5:05.49.

SHOTPUT (1) Dixie McCadden, EOSC, 41'1"; (2) Lea Bush, Will, 39'3½"; (3) Debbie Garrison, SOSC, 38'7½"; (4) Dana Jester, WOSC, 38'5"; (5) Cheryl Funk, GF, 37'4"; (6) Melanie Byrne, WOSC, 31'5".

100M HURDLES - (1) Shelly Woodside, Lin, 15.69; (2) Sharon Jensen, WOSC, 15.98; (3) Linda Olson, SOSC, 16.20; (4) Sarah Lowell, LC, 16.31; (5) Lisa Lind, Lin, 16.84; (6) Sandy Ward, SOSC, 16.98; (7) Karen Wilkinson, GF, 17.38; (8) Liz Ardinger, LC, 17.77.

100M - (1) Sheren Wegner, WOSC, 12.06; (2) Kim Klein, Will, 13.24; (3) Carolyn Lafferty, NNC, 13.44; (4) Linda Olson, SOSC, 13.53; (5) Cathy Sewell, WOSC, 13.59; (6) Crystal Simon, Will, 13.91.

200M - (1) Sheren Wegener, WOSC, 25.47; (2) Kelly Wright, WOSC, 25.99; (3) Cathy Buhler, UP, 26.96; (4) Cathy Sewell, WOSC, 27.05; (5) Carolyn Lafferty, NNC, 27.14; (6) Kathy Staat, SOSC, 27.71; (7) Diane Williams, SOSC, 28.52; (8) Holly Duncan, NNC, 29.00.

DISTRICT TRACK & FIELD CHAMPIONSHIPS - WOMEN'S RESULTS CONT'D

800M - (1)Joanne Hudson, WOSC, 2:20.1; (2)Theresa Kosctiecs, UP, 2:20.4; (3)Tammy Young, WOSC, 2:20.8; (4)Patty Aho, WOSC, 2:21.9; (5)Kathryn O'Leary, WOSC, 2:22.4; (6)Meg Finaly, LC, 2:22.7.

400M - (1)Kelley Wright, WOSC, 57.73; (2)Nicole Perry, LC, 1:00.38; (3)Kari Larsen, LC, 1:01.75; (4)Diane Williams, SOSC, 1:03.18; (5)Holly Duncan, NNC, 1:04.40; (6)Diane Evers, EOSC, 1:05.32.

400M HURDLES - (1)Petra Johnson, Lin, 1:04.63; (2)Christie Lawson, SOSC, 1:07.87; (3)Michelle Thomas, LC, 1:10.17; (4)Mary Thomson, Lin, 1:11.66; (5)Liz Ardinger, LC, 1:13.30; (6)Linda Olsen, SOSC, 1:14.22.

TRIPLE JUMP - (1)Shelly Woodside, Lin, 36'2"; (2)Sandy Duchow, LC, 34'43/4"; (3)Teresa Hannon, WOSC, 33'4"; (4)Amy Bolger, LC, 32'6½"; (5)Dyan Cartwright, SOSC, 31'8½"; (6)Chris Chua, NNC, 30'10"; (7)Sarah Lowell, LC, 30'5½"; (8)Kelley Lovejoy, WOSC, 30'1¼".

5000M - (1)Kara Crisifulli, Will, 17:40.8; (2)Kristin Peterson, Will, 18:26.8; (3)Nancy Roley, GF, 18:33.8; (4)Angela Thatcher, Lin, 18:37.7; (5)Laurie Bristow, Lin, 18:52.6; (6)Cathy Mithelmore, LC, 18:57.6; (7)Laurie Underwood, LC, 19:03.1; (8)Julie Dimick, WOSC, 19:09.4.

1600M RELAY - (1)Western Oregon (Jensen, Hudson, Wegener, Wright), 4:05.01; (2)Lewis & Clark, 4:11.56; (3)Willamette, 4:12.26; (4)Southern Oregon, 4:20.61.

DISTRICT TRACK & FIELD CHAMPIONSHIPS - WILLAMETTE - May 9, 1986 (Men)

PRELIMINARIES

100M

HEAT 1 - (1)Greg Will, Lin, 11.12; (2)Les Taylor, WOSC, 11.28; (3)Ron Mobley, WOSC, 11.33; (4)Tim Hyatt, GF, 11.79; (5)Greg Joelson, Will, 11.98.

HEAT 2 - (1)Tom Mell, LC, 11.52; (2)Tim Biamont, WOSC, 11.62; (3)Rich Torquato, Will, 11.64; (4)Kurt Hargett, WOSC, 11.71; (5)Curtis Brown, Lin, 11.72.

400M HURDLES

HEAT 1 - (1)Bob Devyldere, Will, 56.63; (2)Mike Gilbert, NNC, 57.19; (3)Randy Folker, Will, 59.33; (4)Jeff Jacobs, WOSC, 59.56; (5)Tim Dahlin, GF, 59.79.

HEAT 2 - (1)Randy Reason, Lin, 56.51; (2)Tim Rupp, SOSC, 56.89; (3)Craig McKee, Will, 57.54; (4)Sam Lapray, Will, 58.04; (5)Tim Clark, LC, 58.22; (6)Glen Coblins, WOSC, 1:01.50.

200M

HEAT - (1)Greg Will, Lin, 22.0; (2)Les Taylor, WOSC, 22.7; (3)D.J. Bransom, SOSC, 23.0; (4)Tim Sievers, NNC, 23.0; (5)Greg Joelson, Will, 23.8.

HEAT 2 - (1)Karl Findling, WOSC, 22.23; (2)Tim Biamont, WOSC, 23.01; (3)Tom Mell, LC, 23.07; (4)Curtis Brown, Lin, 23.21; (5)Dave Mueller, GF, 23.89.

DISTRICT TRACK & FIELD CHAMPIONSHIPS - WILLAMETTE - May 9, 1986 (Women)

PRELIMINARIES

100M HURDLES

HEAT 1 - (1)Shelly Woodside, Lin, 16.10; (2)Sharon Jensen, WOSC, 16.30; (3)Sandv Ward, SOSC, 17.40; (4)Karen Wilkinson, GF, 17.9; (5)Michelle Thomas, LC, 19.00.

HEAT 2 - (1)Linda Olson, SOSC, 16.6; (2)Lisa Lind, Lin, 16.7; (3)Sarah Lowell, LC, 17.1; (4)Liz Ardinger, LC, 18.1; (5)Cathy Buhler, UF, 19.1.

200M

HEAT 1 - (1)Kelley-Wright, WOSC, 26.42; (2)Cath Sewell, WOSC, 27.06; (3)Cathy Buhler, UF, 27.24; (4)Diane Williams, SOSC, 28.19; (5)Holly Duncan, NNC, 28.59.

HEAT 2 - (1)Sheren Wegener, WOSC, 26.27; (2)Carolyn Lafferty, NNC, 27.06; (3)Kathy Staat, SOSC, 27.81.

TEAM SCORES: Western Oregon 171½, Willamette 96½, Linfield 93, Lewis & Clark 90, Southern Oregon 67, University of Portland 65, George Fox 31, Northwest Nazarene 15, Eastern Oregon 13

10,000M - (1) Marilyn Fishback, Will, 38:52.4(HT); (2) Nancy Roley, GF, 40:33.7(HT); (3) Susan Murray, LC, 41:12.1(HT); (4) Teresa Beeman, Lin, 41:28.3(HT); (5) Shawn Benningfield, WOSC, 41:35.7(HT),

3,000M - (1) Ann Manning, UP, 9:34.38; (2) Laura Johnson, UP, 9:45.45; (3) Mary Hillenkamp, UP, 10:04.86; (4) Kristy Johnston, UP, 10:10.43; (5) Julie O'Leary, WOSC, 10:19.86; (6) Karen Wilhelms, UP, 10:32.58; (7) Kristin Peterson, Will, 10:42.92; (8) Megan O'Leary, EOSC, 11:18.46; (9) Kathy Hiatt, SOSC, 11:32.68.

800M MEDLEY - (1) Western Oregon (Seuell, Hannon, Wegener, Wright), 1:48.49; (2) Southern Oregon, 1:52.28; (3) Linfield, 1:54.71; (4) Willamette, 1:54.77; (5) Lewis & Clark, 1:56.68.

DISCUS THROW - (1) Lea Bush, Will, 140'4"; (2) Paula Wittenberg, GF, 138'8"; (3) Dana Jester, WOSC, 123'0"; (4) Debbie Garrison, SOSC, 121'11"; (5) Dixie McCadden, EOSC, 115'11".

LONG JUMP - (1) Sharon Jensen, WOSC, 17'6"; (2) Shelly Woodside, Lin, 17'1½"; (3) Karla Jones, Will, 16'10"; (4) Pam Arens, Will, 16'8"; (5) Carol Lafferty, NNC, 16'33/4"; (6) Teresa Hannon, WOSC, 16'1¼"; (7) Cathy Buhler, UP, 15'11"; (8) Sandy Duchow, LC, 15'10½".

HIGH JUMP - (1) Amy Bolger, LC, 5'5"; (2) Lisa Lind, Lin, 5'4"; (3) Amy Gakstatter, Will, 5'3"; (4) Kelley Lovejoy, WOSC, 5'3"; (5) Melonie Bryne, WOSC, 5'1"(tie), Shannon Baird, Will, 5'1".

JAVELIN THROW - (1) Debbie Barnhurst, WOSC, 146'1"; (2) Lori Wagner, SOSC, 141'5"; (3) Denise Fox, GF, 140'3"; (4) Chris Etner, SOSC, 137'8"; (5) Kim Halter, Lin, 137'7"; (6) Leslie Johnson, LC, 133'8"; (7) Karen Carpenter, NNC, 119'7"; (8) Kellie Osborn, 118'5".

400M RELAY - (1) Western Oregon (Seuell, Wright, Hannon, Wegener), 49.0; (2) Linfield, 50.0; (3) Southern Oregon, 50.7; (4) Lewis & Clark, 51.3; (4) Willamette, 51.4.

1500M - (1) Laura Johnson, UP, 4:28.61; (2) Ann Manning, UP, 4:31.48; (3) Julie O'Leary, WOSC, 4:44.44; (4) Kathryn O'Leary, WOSC, 4:46.71; (5) Jennifer Neilson, Will, 4:47.82; (6) Angela Thatcher, Lin, 4:52.53; (7) Julie Richardson, WOSC, 4:59.88; (8) Kris Knobel, WOSC, 5:05.49.

SHOTPUT - (1) Dixie McCadden, EOSC, 41'1"; (2) Lea Bush, Will, 39'3½"; (3) Debbie Garrison, SOSC, 38'7½"; (4) Dana Jester, WOSC, 38'5"; (5) Cheryl Funk, GF, 37'4"; (6) Melanie Byrne, WOSC, 31'5".

100M HURDLES - (1) Shelly Woodside, Lin, 15.69; (2) Sharon Jensen, WOSC, 15.98; (3) Linda Olson, SOSC, 16.20; (4) Sarah Lowell, LC, 16.31; (5) Lisa Lind, Lin, 16.84; (6) Sandy Ward, SOSC, 16.98; (7) Karen Wilkinson, GF, 17.38; (8) Liz Ardinger, LC, 17.77.

100M - (1) Sheren Wegner, WOSC, 12.06; (2) Kim Klein, Will, 13.24; (3) Carolyn Lafferty, NNC, 13.44; (4) Linda Olson, SOSC, 13.53; (5) Cathy Sewell, WOSC, 13.59; (6) Crystal Simon, Will, 13.91.

200M - (1) Sheren Wegener, WOSC, 25.47; (2) Kelly Wright, WOSC, 25.99; (3) Cathy Buhler, UP, 26.96; (4) Cathy Sewell, WOSC, 27.05; (5) Carolyn Lafferty, NNC, 27.14; (6) Kathy Staat, SOSC, 27.71; (7) Diane Williams, SOSC, 28.52; (8) Holly Duncan, NNC, 29.00.

DISTRICT TRACK & FIELD CHAMPIONSHIPS - WOMEN'S RESULTS CONT'D

800M - (1)Joanne Hudson, WOSC, 2:20.1; (2)Theresa Kosctiecs, UP, 2:20.4; (3)Tammy Young, WOSC, 2:20.8; (4)Patty Aho, WOSC, 2:21.9; (5)Kathryn O'Leary, WOSC, 2:22.4; (6)Meg Finaly, LC, 2:22.7.

400M - (1)Kelley Wright, WOSC, 57.73; (2)Nicole Perry, LC, 1:00.38; (3)Kari Larsen, LC, 1:01.75; (4)Diane Williams, SOSC, 1:03.18; (5)Holly Duncan, NNC, 1:04.40; (6)Diane Evers, EOSC, 1:05.32.

400M HURDLES - (1)Petra Johnson, Lin, 1:04.63; (2)Christie Lawson, SOSC, 1:07.87; (3)Michelle Thomas, LC, 1:10.17; (4)Mary Thomson, Lin, 1:11.66; (5)Liz Ardinger, LC, 1:13.30; (6)Linda Olsen, SOSC, 1:14.22.

TRIPLE JUMP - (1)Shelly Woodside, Lin, 36'2"; (2)Sandy Duchow, LC, 34'43/4"; (3)Teresa Hannon, WOSC, 33'4"; (4)Amy Bolger, LC, 32'6½"; (5)Dyan Cartwright, SOSC, 31'8½"; (6)Chris Chua, NNC, 30'10"; (7)Sarah Lowell, LC, 30'5½"; (8)Kelley Lovejoy, WOSC, 30'1¼".

5000M - (1)Kara Crisifulli, Will, 17:40.8; (2)Kristin Peterson, Will, 18:26.8; (3)Nancy Roley, GF, 18:33.8; (4)Angela Thatcher, Lin, 18:37.7; (5)Laurie Bristow, Lin, 18:52.6; (6)Cathy Mithelmore, LC, 18:57.6; (7)Laurie Underwood, LC, 19:03.1; (8)Julie Dimick, WOSC, 19:09.4.

1600M RELAY - (1)Western Oregon (Jensen, Hudson, Wegener, Wright), 4:05.01; (2)Lewis & Clark, 4:11.56; (3)Willamette, 4:12.26; (4)Southern Oregon, 4:20.61.

DISTRICT TRACK & FIELD CHAMPIONSHIPS - WILLAMETTE - MAY 9 & 10, 1986 - Men

TEAM SCORES: Southern Oregon 174, Western Oregon 1663/5, Willamette 1567/10. Linfield 953/5, Lewis & Clark 36, George Fox 343/5, Eastern Oregon 30, Northwest Nazarene 15½.

HAMMER THROW - (1) Glen Hill, WOSC, 178'9"; (2) Phil Killinger, Lin, 164'8"; (3) Brian Caster, Lin, 164'8"; (4) Scott Polen, WOSC, 158'9"; (5) Jim Gorman, Will, 153'10"; (6) Soren Sorenson, 152'0"; (7) Mike Watts, GF, 147'5"; (8) Doug Dean, Lin, 146'5".

10,000m - (1) Kirk Reynolds, LC, 31:42.21; (2) Greg Miller, EOSC, 31:46.72; (3) Jerred Gildehaus, GF, 31:51.79; (4) Andy Libert, Will, 32:02.26; (5) Ray Whitlow, Lin, 32:06.32; (6) David Gilroy, Will, 32:22.57; (7) Dwight Larabee, GF, 32:30.03; (8) Joshua Sacon, SOSC, 32:40.01; (9) Kevin Wright, NNC, 32:51.41; (10) Bob Frost, Lin, 32:51.89.

LONG JUMP - (1) Joe Hill, SOSC, 22'10½"; (2) Kevin Connors, Will, 22'5"; (3) Kelly Ferrenburg, Lin, 22'1"; (4) Larry Conaway, WOSC, 21'10 3/4"; (5) Ron Mobley, WOSC, 21'10½"; (6) Kurt Hargett, WOSC, 21'6 3/4"; (7) Randy Coombs, LC, 21'6½"; (8) Les Harrison, GF, 20'7½".

DISCUS THROW - (1) Soren Sorenson, WOSC, 157'10"; (2) Ivan Parker, SOSC, 155'11"; (3) Mike Watts, GF, 146'6"; (4) Paul Maddox, GF, 140'3"; (5) Doug Sommer, Will, 139'6"; (6) Steve Curl, NNC, 139'1"; (7) Mike Schaan, SOSC, 135'3"; (8) Arnold Wardwell, SOSC, 132'1".

HIGH JUMP - (1) Joe Hill, SOSC, 6'6"; (2) Shawn Graner, SOSC, 6'6"; (3) Dwight French, WOSC, 6'5"; (4) Kevin Connors, Will, 6'3"; (5) (tie) Bryant Anderson, Lin, 6'1", Jim Holmes, WOSC, 6'1", Scott Healy, Will, 6'1", Rob Kliewer, Will, 6'1", Keith Wrigley, GF, 6'1".

STEEPLECHASE - (1) Jason Sele, WOSC, 9:24.32; (2) James Edmark, Will, 9:27.71; (3) Ron Ares, LC, 9:44.75; (4) Duke Ritenhouse, LC, 9:48.14; (5) Brad Holbrook, SOSC, 9:48.42; (6) Scott Ball, GF, 9:55.41; (7) Doug Winn, 10:05.79; (8) Dan Price, GF, 10:05.94; (9) Robert Crandall, LC, 10:19.

SHOTPUT - (1) Ivan Parker, SOSC, 55'3"; (2) Michael County, SOSC, 48'7"; (3) Kelley Highberger, WOSC, 47'11"; (4) Arnold Wadwell, SOSC, 47'11"; (5) Soren Sorenson, WOSC, 47'5"; (6) Hank Wyborne, NNC, 46'6½"; (7) Matt Lydum, WOSC, 45'8"; (8) Randy Beetchow, EOSC, 41'11½".

TRIPLE JUMP - (1) Kevin Connors, Will, 47'0"; (2) Kele Marsters, Lin, 46'1½"; (3) John Prevedello, Lin, 44'7½"; (4) Dwight French, WOSC, 44'2 3/4"; (5) Scott Anderson, WOSC, 42'11½"; (6) Shawn Granger, SOSC, 42'4½"; (7) Jerry Fuls, GF, 41'7 3/4"; (8) Keith Wigley, GF, 41'7".

10,000m WALK - (1) Randy Jacobs, Will, 50:37.8; (2) Fred Clair, EOSC, 53:44.6; (3) Troy O'Donnell, Will, 59:54.4; (4) Mark Willamen, SOSC, 1:01:07.2.

400m RELAY - (1) Western Oregon (Biamont, Taylor, Findling, Mobley), 41.7; (2) Willamette, 43.3; (3) Southern Oregon, 43.3; (4) Lewis & Clark, 43.7; (5) Northwest Nazarene, NT, (6) George Fox, NT.

1500m - (1) Dave Beck, SOSC, 3:56.42; (2) Brandt Lind, WOSC, 3:57.03; (3) Todd Thomas, SOSC, 4:00.69; (4) Joe Alward, Lin, 4:02.48; (5) Ron Ares, LC, 4:02.58; (6) Andy Mitchell, Will, 4:05.59; (7) Dan O'Leary, Lin, 4:07.39; (8) Jason Sele, WOSC, 4:09.3; (9) John Schrock, WOSC, 4:14.04; (10) David Jordan, WOSC, 4:25.4.

DISTRICT CHAMPIONSHIPS

May 9 & 10, 1987

Page 2

110m HURDLES - (1) Sam Lapray, Will, 15.02; (2) Tim Rupp, SOSC, 15.27; (3) Kevin Taylor, SOSC, 15.69; (4) Larry Conaway, WOSC, 16.04; (5) Keith Wigley, GF, 16.42; (6) Craig McKee, Will, 16.45; (7) Tim Dahlin, GF, 16.74.

400m - (1) David Searce, Will, 48.64; (2) Karl Findling, WOSC, 48.88; (3) D.J. Branson, SOSC, 49.56; (4) Jim Fahey, WOSC, 49.86; (5) Tim Sievers, NNC, 50.76.

POLE VAULT - (1) Kevin Taylor, SOSC, 14'0"; (2) Cary Dovenberg, SOSC, 13'2"; (3) Scott Anderson, WOSC, 13'2"; (4) Keith Wigley, GF, 13'2"; (5) Mike Gilbert, NNC, 12' 8" (tie) Scott Healy, Will, 12'8"; Ken Helm, Will, 12'8".

100m - (1) Greg Will, Lin, 11.22; (2) Ron Mobley, WOSC, 11.33; (3) Tom Mell, LC, 11.49; (4) Rich Torquato, Will, 11.51; (5) Tim Biamont, WOSC, 11.57; (6) Kurt Hargett, WOSC, 11.63; (7) Tim Hyatt, GF, 11.93.

800m - (1) Rob MacGinnitie, Will, 1:54.72; (2) Todd Thomas, SOSC, 1:54.86; (3) Steve Uomini, Will, 1:55.45; (4) Dave Beck, SOSC, 1:59.53; (5) Randy Swigart, GF, 1:59.72; (6) Ed Esse, WO, 2:00.7; (7) Rocky Baker, LC, 2:01.5.

400m HURDLES - (1) Bob DeVlydere, Will, 53.33; (2) Randy Reason, Lin, 54.52; (3) Tim Rupp, SOSC, 55:40; (4) Mike Gilbert, NNC, 55.58; (5) Sam Lapray, Will, 55:68; (6) Randy Folker, Will, 57:08; (7) Craig McKee, Will, 58.03; (8) Jeff Jacobs, WOSC, 58.77.

JAVELIN THROW - (1) Mike Keizur, WOSC, 204'11"; (2) Michael County, SOSC, 190'10"; (3) Allen Perkins, SOSC, 180'5"; (4) Rusty Lorenz, Will, 173'8"; (5) Cary Dovenberg, SO, 172'9"; (6) Mark Garvey, Lin, 164'9".

200m - (1) Greg Will, Lin, 21.8; (2) Karl Findling, WOSC, 22.2; (3) Tim Biamont, WOSC, 22.6; (4) Curtis Brown, Lin, 22.9; (5) D.J. Bransom, SOSC, 23.1; (6) Tim Sievers, NNC, 23.3.

5000m - (1) Tad Woosley, WOSC, 14:55.3; (2) Joe Alward, Lin, 14:59.7; (3) Mike Kennedy, Lin, 15:07.8; (4) Greg Miller, EOSC, 15:08.8; (5) James Edmark, Will, 15:22.4; (6) Dan O'Leary, Lin, 15:25.1.

1600m RELAY - (1) Western Oregon (Fahey, Hargett, Mobley, Gilbert), 3:19.59; (2) Willamette, 3:19.98; (3) Linfield, 3:21.79; (4) Lewis & Clark, 3:25.73; (5) Northwest Nazarene, 3:25.76; (6) Southern Oregon, 3:26.18; (7) George Fox, 3:29.16.

DISTRICT TRACK & FIELD CHAMPIONSHIPS - WILLAMETTE - MAY 9 & 10, 1986 - Men

TEAM SCORES: Southern Oregon 174, Western Oregon 1663/5, Willamette 1567/10. Linfield 953/5, Lewis & Clark 36, George Fox 343/5, Eastern Oregon 30, Northwest Nazarene 15½.

HAMMER THROW - (1) Glen Hill, WOSC, 178'9"; (2) Phil Killinger, Lin, 164'8"; (3) Brian Caster, Lin, 164'8"; (4) Scott Polen, WOSC, 158'9"; (5) Jim Gorman, Will, 153'10"; (6) Soren Sorenson, 152'0"; (7) Mike Watts, GF, 147'5"; (8) Doug Dean, Lin, 146'5".

10,000m - (1) Kirk Reynolds, LC, 31:42.21; (2) Greg Miller, EOSC, 31:46.72; (3) Jerred Gildehaus, GF, 31:51.79; (4) Andy Libert, Will, 32:02.26; (5) Ray Whitlow, Lin, 32:06.32; (6) David Gilroy, Will, 32:22.57; (7) Dwight Larabee, GF, 32:30.03; (8) Joshua Sacon, SOSC, 32:40.01; (9) Kevin Wright, NNC, 32:51.41; (10) Bob Frost, Lin, 32:51.89.

LONG JUMP - (1) Joe Hill, SOSC, 22'10½"; (2) Kevin Connors, Will, 22'5"; (3) Kelly Ferrenburg, Lin, 22'1"; (4) Larry Conaway, WOSC, 21'10 3/4"; (5) Ron Mobley, WOSC, 21'10½"; (6) Kurt Hargett, WOSC, 21'6 3/4"; (7) Randy Coombs, LC, 21'6½"; (8) Les Harrison, GF, 20'7½".

DISCUS THROW - (1) Soren Sorenson, WOSC, 157'10"; (2) Ivan Parker, SOSC, 155'11"; (3) Mike Watts, GF, 146'6"; (4) Paul Maddox, GF, 140'3"; (5) Doug Sommer, Will, 139'6"; (6) Steve Curl, NNC, 139'1"; (7) Mike Schaan, SOSC, 135'3"; (8) Arnold Wardwell, SOSC, 132'1".

HIGH JUMP - (1) Joe Hill, SOSC, 6'6"; (2) Shawn Graner, SOSC, 6'6"; (3) Dwight French, WOSC, 6'5"; (4) Kevin Connors, Will, 6'3"; (5) (tie) Bryant Anderson, Lin, 6'1", Jim Holmes, WOSC, 6'1", Scott Healy, Will, 6'1", Rob Kliever, Will, 6'1", Keith Wrigley, GF, 6'1".

STEEPLECHASE - (1) Jason Sele, WOSC, 9:24.32; (2) James Edmark, Will, 9:27.71; (3) Ron Ares, LC, 9:44.75; (4) Duke Ritenhouse, LC, 9:48.14; (5) Brad Holbrook, SOSC, 9:48.42; (6) Scott Ball, GF, 9:55.41; (7) Doug Winn, Will, 10:05.79; (8) Dan Price, GF, 10:05.94; (9) Robert Crandall, LC, 10:19.

SHOTPUT - (1) Ivan Parker, SOSC, 55'3"; (2) Michael County, SOSC, 48'7"; (3) Kelley Highberger, WOSC, 47'11"; (4) Arnold Wadwell, SOSC, 47'11"; (5) Soren Sorenson, WOSC, 47'5"; (6) Hank Wyborne, NNC, 46'6½"; (7) Matt Lydum, WOSC, 45'8"; (8) Randy Beetchow, EOSC, 41'11½".

TRIPLE JUMP - (1) Kevin Connors, Will, 47'0"; (2) Kele Marsters, Lin, 46'11½"; (3) John Prevedello, Lin, 44'7½"; (4) Dwight French, WOSC, 44'2 3/4"; (5) Scott Anderson, WOSC, 42'11½"; (6) Shawn Granger, SOSC, 42'4½"; (7) Jerry Fuls, GF, 41'7 3/4"; (8) Keith Wigley, GF, 41'7".

10,000m WALK - (1) Randy Jacobs, Will, 50:37.8; (2) Fred Clair, EOSC, 53:44.6; (3) Troy O'Donnell, Will, 59:54.4; (4) Mark Willamen, SOSC, 1:01:07.2.

400m RELAY - (1) Western Oregon (Biamont, Taylor, Findling, Mobley), 41.7; (2) Willamette, 43.3; (3) Southern Oregon, 43.3; (4) Lewis & Clark, 43.7; (5) Northwest Nazarene, NT, (6) George Fox, NT.

1500m - (1) Dave Beck, SOSC, 3:56.42; (2) Brandt Lind, WOSC, 3:57.03; (3) Todd Thomas, SOSC, 4:00.69; (4) Joe Alward, Lin, 4:02.48; (5) Ron Ares, LC, 4:02.58; (6) Andy Mitchell, Will, 4:05.59; (7) Dan O'Leary, Lin, 4:07.39; (8) Jason Sele, WOSC, 4:09.3; (9) John Schrock, WOSC, 4:14.04; (10) David Jordan, WOSC, 4:25.4.

DISTRICT CHAMPIONSHIPS

May 9 & 10, 1987

Page 2

110m HURDLES - (1) Sam Lapray, Will, 15.02; (2) Tim Rupp, SOSC, 15.27; (3) Kevin Taylor, SOSC, 15.69; (4) Larry Conaway, WOSC, 16.04; (5) Keith Wigley, GF, 16.42; (6) Craig McKee, Will, 16.45; (7) Tim Dahlin, GF, 16.74.

400m - (1) David Searce, Will, 48.64; (2) Karl Findling, WOSC, 48.88; (3) D.J. Branson, SOSC, 49.56; (4) Jim Fahey, WOSC, 49.86; (5) Tim Sievers, NNC, 50.76.

POLE VAULT - (1) Kevin Taylor, SOSC, 14'0"; (2) Cary Dovenberg, SOSC, 13'2"; (3) Scott Anderson, WOSC, 13'2"; (4) Keith Wigley, GF, 13'2"; (5) Mike Gilbert, NNC, 12' 8" (tie) Scott Healy, Will, 12'8"; Ken Helm, Will, 12'8".

100m - (1) Greg Will, Lin, 11.22; (2) Ron Mobley, WOSC, 11.33; (3) Tom Mell, LC, 11.49; (4) Rich Torquato, Will, 11.51; (5) Tim Biamont, WOSC, 11.57; (6) Kurt Hargett, WOSC, 11.63; (7) Tim Hyatt, GF, 11.93.

800m - (1) Rob MacGinnitie, Will, 1:54.72; (2) Todd Thomas, SOSC, 1:54.86; (3) Steve Uomini, Will, 1:55.45; (4) Dave Beck, SOSC, 1:59.53; (5) Randy Swigart, GF, 1:59.72; (6) Ed Esse, WO, 2:00.7; (7) Rocky Baker, LC, 2:01.5.

400m HURDLES - (1) Bob DeVlydere, Will, 53.33; (2) Randy Reason, Lin, 54.52; (3) Tim Rupp, SOSC, 55:40; (4) Mike Gilbert, NNC, 55.58; (5) Sam Lapray, Will, 55:68; (6) Randy Folker, Will, 57:08; (7) Craig McKee, Will, 58.03; (8) Jeff Jacobs, WOSC, 58.77.

JAVELIN THROW - (1) Mike Keizur, WOSC, 204'11"; (2) Michael County, SOSC, 190'10"; (3) Allen Perkins, SOSC, 180'5"; (4) Rusty Lorenz, Will, 173'8"; (5) Cary Dovenberg, SO, 172'9"; (6) Mark Garvey, Lin, 164'9".

200m - (1) Greg Will, Lin, 21.8; (2) Karl Findling, WOSC, 22.2; (3) Tim Biamont, WOSC, 22.6; (4) Curtis Brown, Lin, 22.9; (5) D.J. Bransom, SOSC, 23.1; (6) Tim Sievers, NNC, 23.3.

5000m - (1) Tad Woosley, WOSC, 14:55.3; (2) Joe Alward, Lin, 14:59.7; (3) Mike Kennedy, Lin, 15:07.8; (4) Greg Miller, EOSC, 15:08.8; (5) James Edmark, Will, 15:22.4; (6) Dan O'Leary, Lin, 15:25.1.

1600m RELAY - (1) Western Oregon (Fahey, Hargett, Mobley, Gilbert), 3:19.59; (2) Willamette, 3:19.98; (3) Linfield, 3:21.79; (4) Lewis & Clark, 3:25.73; (5) Northwest Nazarene, 3:25.76; (6) Southern Oregon, 3:26.18; (7) George Fox, 3:29.16.

DISTRICT TRACK & FIELD CHAMPIONSHIPS - WILLAMETTE - MAY 9 & 10, 1986 - Women

TEAM SCORES: Western Oregon 171½, Willamette 96½, Linfield 93, Lewis & Clark 90, Southern Oregon 67, University of Portland 65, George Fox 31, Northwest Nazarene 15, Eastern Oregon 13.

10,000 - (1) Marilyn Fishback, Will, 38:52.4 (HT); (2) Nancy Roley, GF, 40:33.7 (HT); (3) Susan Murray, LC, 41:12.1 (HT); (4) Teresa Beeman, Lin, 41:28.3 (HT); (5) Shawn Benningfield, WOSC, 41:35.7 (HT).

3,000 - (1) Ann Manning, UP, 9:34.38; (2) Laura Johnson, UP, 9:45.45; (3) Mary Hellenkamp, UP, 10:04.86; (4) Kristy Johnston, UP, 10:10.43; (5) Julie O'Leary, WOSC, 10:19.86; (6) Karen Wilhems, UP, 10:32.58; (7) Kristin Peterson, Will, 10:42.92; (8) Megan O'Leary, EOSC, 11:18.46; (9) Kathy Hiatt, SOSC, 11:32.68.

800m MEDLEY - (1) Western Oregon (Seuell, Hannon, Wegener, Wright), 1:48.49; (2) Southern Oregon, 1:52.28; (3) Linfield, 1:54.71; (4) Willamette, 1:54.77; (5) Lewis & Clark, 1:56.68.

DISCUS THROW - (1) Lea Bush, Will, 140'4", (2) Paula Wittenberg, GF, 138'8"; (3) Dana Jester, WOSC, 123'0"; (4) Debbie Garrison, SOSC, 121'11"; (5) Dixie McCadden, EOSC, 115'11".

LONG JUMP - (1) Sharon Jensen, WOSC, 17'6"; (2) Shelly Woodside, Lin, 17'1½"; (3) Karla Jones, Will, 16'10"; (4) Pam Arens, Will, 16'8"; (5) Carol Lafferty, NNC, 16'3 3/4"; (6) Teresa Hannon, WOSC, 16'1½"; (7) Cathy Buhler, UP, 15'11"; (8) Sandy Duchow, LC, 15'10½".

HIGH JUMP - (1) Amy Bolger, LC, 5'5"; (2) Lisa Lind, Lin, 5'4"; (3) Amy Gakstatter, Will, 5'3"; (4) Kelley Lovejoy, WOSC, 5'3"; (5) Melonie Bryne, WOSC, 5'1" (tie), Shannon Baird, Will, 5'1".

JAVELIN THROW - (1) Debbie Barnhurst, WOSC, 146'1"; (2) Lori Wagner, SOSC, 141'5"; (3) Denise Fox, GF, 140'3"; (4) Chris Etner, SOSC, 137'8"; (5) Kim Halter, Lin, 137'7"; (6) Leslie Johnson, LC, 133'8"; (7) Karen Carpenter, NNC, 119'7"; (8) Kellie Osborn, 118'5".

400m RELAY - (1) Western Oregon (Seuell, Wright, Hannon, Wegener), 49.0; (2) Linfield, 50.0; (3) Southern Oregon, 50.7; (4) Lewis & Clark, 51.3; (4) Willamette, 51.4.

1500m - (1) Laura Johnson, UP, 4:28.61; (2) Ann Manning, UP, 4:31.48; (3) Julie O'Leary, WOSC, 4:44.44; (4) Kathryn O'Leary, WOSC, 4:46.71; (5) Jennifer Neilson, Will, 4:47.82; (6) Angela Thatcher, Lin, 4:52.53; (7) Julie Richardson, WOSC, 4:59.88; (8) Kris Knobel, WOSC, 5:05.49.

SHOTPUT - (1) Dixie McCadden, EOSC, 41'1"; (2) Lea Bush, Will, 39'3½"; (3) Debbie Garrison, SOSC, 38'7½"; (4) Dana Jester, WOSC, 38'5"; (5) Cheryl Funk, GF, 37'4"; (6) Melanie Byrne, WOSC, 31'5".

100m HURDLES - (1) Shelley Woodside, Lin, 15.69; (2) Sharon Jensen, WOSC, 15.98; (3) Linda Olson, SOSC, 16.20; (4) Sarah Lowell, LC, 16.31; (5) Lisa Lind, Lin, 16.84; (6) Sandy Ward, SOSC, 16.98; (7) Karen Wilkinson, GF, 17.38; (8) Liz Ardinger, LC, 17.77.

DISTRICT CHAMPIONSHIPS

MAY 9 & 10, 1987

Page 2

100m - (1) Sheren Wegener, WOSC, 12.06; (2) Kim Klein, Will, 13.24; (3) Carolyn Lafferty, NNC, 13.44; (4) Linda Olson, SOSC, 13.53; (5) Cathy Sewell, WOSC, 13.59; (6) Crystal Simon, Will, 13.91.

200m - (1) Sheren Wegener, WOSC, 25.47; (2) Kelley Wright, WOSC, 25.99; (3) Cathy Buhler, UP, 26.96; (4) Cathy Sewell, WOSC, 27.05; (5) Carolyn Lafferty, NNC, 27.14; (6) Kathy Staat, SOSC, 27.71; (7) Diane Willims, SOSC, 28.52; (8) Holly Duncan, NNC, 29.00.

800m - (1) Joanne Hudson, WOSC, 2:20.1; (2) Theresa Kosctiecs, UP, 2:20.4; (3) Tammy Young, WOSC, 2:20.8; (4) Patty Aho, WOSC, 2:21.9; (5) Kathryn O'Leary, WOSC, 2:22.4; (6) Meg Finaly, LC, 2:22.7.

400m - (1) Kelley Wright, WOSC, 57.73; (2) Nicole Perry, LC, 1:00.38; (3) Kari Larsen, LC, 1:01.75; (4) Diane Williams, SOSC, 1:03.18; (5) Holly Duncan, NNC, 1:04.40; (6) Diane Evers, EOSC, 1:05.32.

400m HURDLES - (1) Petra Johnson, Lin, 1:04.63; (2) Christie Lawson, SOSC, 1:07.87; (3) Michelle Thomas, LC, 1:10.17; (4) Mary Thomson, Lin, 1:11.66; (5) Liz Ardinger, LC, 1:13.30; (6) Linda Olsen, SOSC, 1:14.22.

TRIPLE JUMP - (1) Shelley Woodside, Lin, 36'2"; (2) Sandy Duchow, LC, 34'4 3/4"; (3) Theresa Hannon, WOSC, 33'4"; (4) Amy Bolger, LC, 32'6 1/2"; (5) Dyan Cartwright, SOSC, 31'18 1/2"; (6) Chris Chua, NNC, 30'10"; (7) Sarah Lowell, LC, 30'5 1/2"; (8) Kelley Lovejoy, WOSC, 30'1 1/4".

5000m - (1) Kara Crisifulli, Will, 17:40.8; (2) Kristin Peterson, Will, 18:26.8; (3) Nancy Roley, GF, 18:33.8; (4) Angela Thatcher, Lin, 18:37.7; (5) Laurie Bristow, Lin, 18:52.6; (6) Cathy Mithelmore, LC, 18:57.6; (7) Laurie Underwood, LC, 19:03.1; (8) Julie Dimick, WOSC, 19:09.4.

1600m RELAY - (1) Western Oregon (Jesen, Hudson, Wegener, Wright), 4:05.01; (2) Lewis & Clark, 4:11.56; (3) Willamette, 4:12.26; (4) Southern Oregon, 4:20.61.

DISTRICT TRACK & FIELD CHAMPIONSHIPS - WILLAMETTE - May 9 & 10, 1986 (Men)

TEAM SCORES: Southern Oregon 174, Western Oregon 1663/5, Willamette 1567/10, Linfield 953/5, Lewis & Clark 36, George Fox 343/5, Eastern Oregon 30, Northwest Nazarene 15½

HAMMER THROW - (1)Glen Hill, WOSC, 178'9"; (2)Phil Killinger, Lin, 164'8"; (3)Brian Caster, Lin, 164'8"; (4)Scott Polen, WOSC, 158'9"; (5)Jim Gorman, Will, 153'10"; (6)Soren Sorenson, 152'0"; (7)Mike Watts, GF, 147'5"; (8)Doug Dean, Lin, 146'5".

10,000M - (1)Kirk Reynolds, LC, 31:42.21; Greg Miller, EOSC, 31:46.72; Jerred Gildehaus, GF, 31:51.79; Andy Libert, Will, 32:02.26; Ray Whitlow, Lin, 32:06.32; David Gilroy, Will, 32:22.57; Dwight Larabee, GF, 32:30.03; Joshua Sacon, SOSC, 32:40.01; Kevin Wright, NNC, 32:51.41; Bob Frost, Lin, 32:51.89.

LONG JUMP - (1)Joe Hill, SOSC, 22'10½"; (2)Kevin Connors, Will, 22'5"; (3)Kelly Ferrenburg, Lin, 22'1"; (4)Larry Conaway, WOSC, 21'10¾"; (5)Ron Mobley, WOSC, 21'10½"; (6)Kurt Hargett, WOSC, 21'6¾"; (7)Randy Coombs, LC, 21'6½"; (8)Les Harrison, GF, 20'7½".

DISCUS THROW - (1)Soren Sorenson, WOSC, 157'10"; (2)Ivan Parker, SOSC, 155'11"; (3)Mike Watts, GF, 146'6"; (4)Paul Maddox, GF, 140'3"; (5)Doug Sommer, Will, 139'6"; (6)Steve Curl, NNC, 139'1"; (7)Mike Schaan, SOSC, 135'3"; (8)Arnold Wardwell, SOSC, 132'1".

HIGH JUMP - (1)Joe Hill, SOSC, 6'6"; (2)Shawn Granger, SOSC, 6'6"; (3)Dwight French, WOSC, 6'5"; (4)Kevin Connors, Will, 6'3"; (5)tie Bryant Anderson, Lin, 6'1", Jim Holmes, WOSC, 6'1", Scott Healy, Will, 6'1", Rob Kliewer, Will, 6'1", Keith Wrigley, GF, 6'1";

STEEPLECHASE - (1)Jason Sele, WOSC, 9:24.32; (2)James Edmark, Will, 9:27.71; (3)Ron Ares, LC, 9:44.75; (4)Duke Ritenhouse, LC, 9:48.14; (5)Brad Holbrook, SOSC, 9:48.42; (6)Scott Bail, GF, 9:55.41; (7)Doug Winn, Will, 10:05.79; (8)Dan Price, GF, 10:05.94; (9)Robert Crandall, 10:19.

SHOTPUT - (1)Ivan Parker, SOSC, 55'3"; (2)Michael County, SOSC, 48'7"; (3)Kellev Highberger, WOSC, 47'11"; (4)Arnold Wadwell, SOSC, 47'11"; (5)Soren Sorenson, WOSC, 47'5"; (6)Hank Wyborne, NNC, 46'6½"; (7)Matt Lydum, WOSC, 45'8"; (8)Randy Beetchow, EOSC, 41'11½".

TRIPLE JUMP - (1)Kevin Connors, Will, 47'0"; (2)Kele Marsters, Lin, 46'1¼"; (3)John Prevedello, Lin, 44'7½"; (4)Dwight French, WOSC, 44'2¾"; (5)Scott Anderson, WOSC, 42'11¼"; (6)Shawn Granger, SOSC, 42'4¼"; (7)Jerry Fuls, GF, 41'7¾"; (8)Keith Wigley, GF, 41'7".

10,000M WALK - (1)Randy Jacobs, Will, 50:37.8; (2)Fred Clair, EOSC, 53:44.6; (3)Troy O'Donnell, Will, 59:54.4; (4)Mark Willamen, SOSC, 1:01:07.2.

400M RELAY - (1)Western Oregon (Biamont, Taylor, Findling, Mobley), 41.7; (2)Willamette, 43.3; (3)Southern Oregon, 43.3; (4)Lewis & Clark, 43.7; (5)Northwest Nazarene, NT; (6)George Fox, NT.

1500M - (1)Dave Beck, SOSC, 3:56.42; (2)Brandt Lind, WOSC, 3:57.03; (3)Todd Thomas, SOSC, 4:00.69; (4)Joe Alward, Lin, 4:02.48; (5)Ron Ares, LC, 4:02.58; (6)Andy Mithcell, Will, 4:05.59; (7)Dan O'Leary, Lin, 4:07.39; (8)Jason Sele, WOSC, 4:09.3; (9)John Schrock, WOSC, 4:14.04; (10)David Jordan, WOSC, 4:25.4.

110M HURDLES - (1)Sam Lapray, Will, 15.02; (2)Tim Rupp, SOSC, 15.27; (3)Kevin Taylor, SOSC, 15.69; (4)Larry Conaway, WOSC, 16.04; (5)Keith Wigley, GF, 16.42; (6)Craig McKee, Will, 16.45; (7)Tim Dahlin, GF, 16.74.

DISTRICT TRACK & FIELD CHAMPIONSHIPS - MEN'S RESULTS CONT'D

400M - (1)David Searce, Will, 48.64; (2)Karl Findling, WOSC, 48.88; (3)D.J. Branson, SOSC, 49.56; (4)Jim Fahey, WOSC, 49.86; (5)Tim Sievers, NNC, 50.76.

POLE VAULT - (1) Kevin Taylor, SOSC, 14'0"; (2)Cary Dovenberg, SOSC, 13'2"; (3)Scott Anderson, WOSC, 13'2"; (4)Keith Wigley, GF, 13'2"; (5)Mike Gilbert, NNC, 12'8"(tie), Scott Healy, Will, 12'8"; (7)Ken Helm, Will, 12'8".

100M - (1)Greg Will, Lin, 11.22; (2)Ron Mobley, WOSC, 11.33; (3)Tom Mell, LC, 11.49; (4)Rich Torquato, Will, 11.51; (5)Tim Biamont, WOSC, 11.57; (6)Kurt Hargett, WOSC, 11.63; (7)Tim Hyatt, GF, 11.93.

800M - (1)Rob MacGinnitie, Will, 1:54.72; (2)Todd Thomas, SOSC, 1:54.86; (3)Steve Uomini, Will, 1:55.45; (4)Dave Beck, SOSC, 1:59.53; (5)Randy Swigart, GF, 1:59.72; (6)Ed Esse, WO, 2:00.7; (7)Rocky Baker, LC, 2:01.5.

400M HURDLES - (1)Bob DeVlydere, Will, 53.33; (2)Randy Reason, Lin, 54.52; (3)Tim Rupp, SOSC, 55.40; (4)Mike Gilbert, NNC, 55.58; (5)Sam Lapray, Will, 55.68; (6)Randy Folker, Will, 57.08; (7)Craig McKee, Will, 58.03; (8)Jeff Jacobs, WOSC, 58.77.

JAVELIN THROW - (1)Mike Keizur, WOSC, 204'11"; (2)Michael County, SOSC, 190'10"; (3)Allen Perkins, SOSC, 180'5"; (4)Rusty Lorenz, Will, 173'8"; (5)Cary Dovenberg, 172'9"; (6)Mark Garvey, Lin, 164'9".

200M - (1)Greg Will, Lin, 21.8; (2)Karl Findling, WOSC, 22.2; (3)Tim Biamont, WOSC, 22.6; (4)Curtis Brown, Lin, 22.9; (5)D.J. Bransom, SOSC, 23.1; (6)Tim Sievers, NNC, 23.3.

5000M - (1)Tad Woosley, WOSC, 14:55.3; (2)Joe Alward, Lin, 14:59.7; (3)Mike Kennedy, Lin, 15:07.8; (4)Greg Miller, EOSC, 15:08.8; (5)James Edmark, Will, 15:22.4; (6)Dan O'Leary, Lin, 15:25.1.

1600M RELAY - (1)Western Oregon (Fahey, Hargett, Mobley, Gilbert), 3:19.59; (2)Willamette, 3:19.98; (3)Linfield, 3:21.79; (4)Lewis & Clark, 3:25.73; (5)Northwest Nazarene, 3:25.76; (6)Southern Oregon, 3:26.18; (7)George Fox, 3:29.16.

DISTRICT TRACK & FIELD CHAMPIONSHIPS - WILLAMETTE - May 9 & 10, 1986 (Women)

TEAM SCORES: Western Oregon 171½, Willamette 96½, Linfield 93, Lewis & Clark 90, Southern Oregon 67, University of Portland 65, George Fox 31, Northwest Nazarene 15, Eastern Oregon 13

10,000M - (1) Marilyn Fishback, Will, 38:52.4(HT); (2) Nancy Roley, GF, 40:33.7(HT); (3) Susan Murray, LC, 41:12.1(HT); (4) Teresa Beeman, Lin, 41:28.3(HT); (5) Shawn Benningfield, WOSC, 41:35.7(HT).

3,000M - (1) Ann Manning, UP, 9:34.38; (2) Laura Johnson, UP, 9:45.45; (3) Mary Hillenkamp, UP, 10:04.86; (4) Kristy Johnston, UP, 10:10.43; (5) Julie O'Leary, WOSC, 10:19.86; (6) Karen Wilhelms, UP, 10:32.58; (7) Kristin Peterson, Will, 10:42.92; (8) Megan O'Leary, EOSC, 11:18.46; (9) Kathy Hiatt, SOSC, 11:32.68.

800M MEDLEY - (1) Western Oregon (Seuell, Hannon, Wegener, Wright), 1:48.49; (2) Southern Oregon, 1:52.28; (3) Linfield, 1:54.71; (4) Willamette, 1:54.77; (5) Lewis & Clark, 1:56.68.

DISCUS THROW - (1) Lea Bush, Will, 140'4"; (2) Paula Wittenberg, GF, 138'8"; (3) Dana Jester, WOSC, 123'0"; (4) Debbie Garrison, SOSC, 121'11"; (5) Dixie McCadden, EOSC, 115'11"; (6) Cheryl Funk, GF, 108-7.

LONG JUMP - (1) Sharon Jensen, WOSC, 17'6"; (2) Shelly Woodside, Lin, 17'1½"; (3) Karla Jones, Will, 16'10"; (4) Pam Arens, Will, 16'8"; (5) Carol Lafferty, NNC, 16'3¾"; (6) Teresa Hannon, WOSC, 16'1½"; (7) Cathy Buhler, UP, 15'11"; (8) Sandy Duchow, LC, 15'10½".

HIGH JUMP - (1) Amy Bolger, LC, 5'5"; (2) Lisa Lind, Lin, 5'4"; (3) Amy Gakstatter, Will, 5'3"; (4) Kelley Lovejoy, WOSC, 5'3"; (5) Melonie Bryne, WOSC, 5'1"(tie), Shannon Baird, Will, 5'1".

JAVELIN THROW - (1) Debbie Barnhurst, WOSC, 146'1"; (2) Lori Wagner, SOSC, 141'5"; (3) Denise Fox, GF, 140'3"; (4) Chris Etner, SOSC, 137'8"; (5) Kim Halter, Lin, 137'7"; (6) Leslie Johnson, LC, 133'8"; (7) Karen Carpenter, NNC, 119'7"; (8) Kellie Osborn, 118'5".

400M RELAY - (1) Western Oregon (Seuell, Wright, Hannon, Wegener), 49.0; (2) Linfield, 50.0; (3) Southern Oregon, 50.7; (4) Lewis & Clark, 51.3; (4) Willamette, 51.4.

1500M - (1) Laura Johnson, UP, 4:28.61; (2) Ann Manning, UP, 4:31.48; (3) Julie O'Leary, WOSC, 4:44.44; (4) Kathryn O'Leary, WOSC, 4:46.71; (5) Jennifer Neilson, Will, 4:47.82; (6) Angela Thatcher, Lin, 4:52.53; (7) Julie Richardson, WOSC, 4:59.88; (8) Kris Knobel, WOSC, 5:05.49.

SHOTPUT - (1) Dixie McCadden, EOSC, 41'1"; (2) Lea Bush, Will, 39'3½"; (3) Debbie Garrison, SOSC, 38'7½"; (4) Dana Jester, WOSC, 38'5"; (5) Cheryl Funk, GF, 37'4"; (6) Melanie Byrne, WOSC, 31'5".

100M HURDLES - (1) Shelly Woodside, Lin, 15.69; (2) Sharon Jensen, WOSC, 15.98; (3) Linda Olson, SOSC, 16.20; (4) Sarah Lowell, LC, 16.31; (5) Lisa Lind, Lin, 16.84; (6) Sandy Ward, SOSC, 16.98; (7) Karen Wilkinson, GF, 17.38; (8) Liz Ardinger, LC, 17.77.

100M - (1) Sheren Wegner, WOSC, 12.06; (2) Kim Klein, Will, 13.24; (3) Carolyn Lafferty, NNC, 13.44; (4) Linda Olson, SOSC, 13.53; (5) Cathy Sewell, WOSC, 13.59; (6) Crystal Simon, Will, 13.91.

200M - (1) Sheren Wegener, WOSC, 25.47; (2) Kelly Wright, WOSC, 25.99; (3) Cathy Buhler, UP, 26.96; (4) Cathy Sewell, WOSC, 27.05; (5) Carolyn Lafferty, NNC, 27.14; (6) Kathy Staat, SOSC, 27.71; (7) Diane Williams, SOSC, 28.52; (8) Holly Duncan, NNC, 29.00.

DISTRICT TRACK & FIELD CHAMPIONSHIPS - WOMEN'S RESULTS CONT'D

800M - (1)Joanne Hudson, WOSC, 2:20.1; (2)Theresa Kosctiecs, UP, 2:20.4; (3)Tammy Young, WOSC, 2:20.8; (4)Patty Aho, WOSC, 2:21.9; (5)Kathryn O'Leary, WOSC, 2:22.4; (6)Meg Finaly, LC, 2:22.7.

400M - (1)Kelley Wright, WOSC, 57.73; (2)Nicole Perry, LC, 1:00.38; (3)Kari Larsen, LC, 1:01.75; (4)Diane Williams, SOSC, 1:03.18; (5)Holly Duncan, NNC, 1:04.40; (6)Diane Evers, EOSC, 1:05.32.

400M HURDLES - (1)Petra Johnson, Lin, 1:04.63; (2)Christie Lawson, SOSC, 1:07.87; (3)Michelle Thomas, LC, 1:10.17; (4)Mary Thomson, Lin, 1:11.66; (5)Liz Ardinger, LC, 1:13.30; (6)Linda Olsen, SOSC, 1:14.22.

TRIPLE JUMP - (1)Shelly Woodside, Lin, 36'2"; (2)Sandy Duchow, LC, 34'43/4"; (3)Teresa Hannon, WOSC, 33'4"; (4)Amy Bolger, LC, 32'6½"; (5)Dyan Cartwright, SOSC, 31'8½"; (6)Chris Chua, NNC, 30'10"; (7)Sarah Lowell, LC, 30'5½"; (8)Kelley Lovejoy, WOSC, 30'1¼".

5000M - (1)Kara Crisifulli, Will, 17:40.8; (2)Kristin Peterson, Will, 18:26.8; (3)Nancy Roley, GF, 18:33.8; (4)Angela Thatcher, Lin, 18:37.7; (5)Laurie Bristow, Lin, 18:52.6; (6)Cathy Mithelmore, LC, 18:57.6; (7)Laurie Underwood, LC, 19:03.1; (8)Julie Dimick, WOSC, 19:09.4.

1600M RELAY - (1)Western Oregon (Jensen, Hudson, Wegener, Wright), 4:05.01; (2)Lewis & Clark, 4:11.56; (3)Willamette, 4:12.26; (4)Southern Oregon, 4:20.61.

DISTRICT TRACK & FIELD CHAMPIONSHIPS - WILLAMETTE - MAY 9 & 10, 1986 - Women

TEAM SCORES: Western Oregon 171½, Willamette 96½, Linfield 93, Lewis & Clark 90, Southern Oregon 67, University of Portland 65, George Fox 31, Northwest Nazarene 15, Eastern Oregon 13.

10,000 - (1) Marilyn Fishback, Will, 38:52.4 (HT); (2) Nancy Roley, GF, 40:33.7 (HT); (3) Susan Murray, LC, 41:12.1 (HT); (4) Teresa Beeman, Lin, 41:28.3 (HT); (5) Shawn Benningfield, WOSC, 41:35.7 (HT).

3,000 - (1) Ann Manning, UP, 9:34.38; (2) Laura Johnson, UP, 9:45.45; (3) Mary Hellenkamp, UP, 10:04.86; (4) Kristy Johnston, UP, 10:10.43; (5) Julie O'Leary, WOSC, 10:19.86; (6) Karen Wilhems, UP, 10:32.58; (7) Kristin Peterson, Will, 10:42.92; (8) Megan O'Leary, EOSC, 11:18.46; (9) Kathy Hiatt, SOSC, 11:32.68.

800m MEDLEY - (1) Western Oregon (Seuell, Hannon, Wegener, Wright), 1:48.49; (2) Southern Oregon, 1:52.28; (3) Linfield, 1:54.71; (4) Willamette, 1:54.77; (5) Lewis & Clark, 1:56.68.

DISCUS THROW - (1) Lea Bush, Will, 140'4", (2) Paula Wittenberg, GF, 138'8"; (3) Dana Jester, WOSC, 123'0"; (4) Debbie Garrison, SOSC, 121'11"; (5) Dixie McCadden, EOSC, 115'11".

LONG JUMP - (1) Sharon Jensen, WOSC, 17'6"; (2) Shelly Woodside, Lin, 17'1½"; (3) Karla Jones, Will, 16'10"; (4) Pam Arens, Will, 16'8"; (5) Carol Lafferty, NNC, 16'3 3/4"; (6) Teresa Hannon, WOSC, 16'1½"; (7) Cathy Buhler, UP, 15'11"; (8) Sandy Duchow, LC, 15'10½".

HIGH JUMP - (1) Amy Bolger, LC, 5'5"; (2) Lisa Lind, Lin, 5'4"; (3) Amy Gakstatter, Will, 5'3"; (4) Kelley Lovejoy, WOSC, 5'3"; (5) Melonie Bryne, WOSC, 5'1" (tie), Shannon Baird, Will, 5'1".

JAVELIN THROW - (1) Debbie Barnhurst, WOSC, 146'1"; (2) Lori Wagner, SOSC, 141'5"; (3) Denise Fox, GF, 140'3"; (4) Chris Etner, SOSC, 137'8"; (5) Kim Halter, Lin, 137'7"; (6) Leslie Johnson, LC, 133'8"; (7) Karen Carpenter, NNC, 119'7"; (8) Kellie Osborn, 118'5".

400m RELAY - (1) Western Oregon (Seuell, Wright, Hannon, Wegener), 49.0; (2) Linfield, 50.0; (3) Southern Oregon, 50.7; (4) Lewis & Clark, 51.3; (4) Willamette, 51.4.

1500m - (1) Laura Johnson, UP, 4:28.61; (2) Ann Manning, UP, 4:31.48; (3) Julie O'Leary, WOSC, 4:44.44; (4) Kathryn O'Leary, WOSC, 4:46.71; (5) Jennifer Neilson, Will, 4:47.82; (6) Angela Thatcher, Lin, 4:52.53; (7) Julie Richardson, WOSC, 4:59.88; (8) Kris Knobel, WOSC, 5:05.49.

SHOTPUT - (1) Dixie McCadden, EOSC, 41'1"; (2) Lea Bush, Will, 39'3½"; (3) Debbie Garrison, SOSC, 38'7½"; (4) Dana Jester, WOSC, 38'5"; (5) Cheryl Funk, GF, 37'4"; (6) Melanie Byrne, WOSC, 31'5".

100m HURDLES - (1) Shelley Woodside, Lin, 15.69; (2) Sharon Jensen, WOSC, 15.98; (3) Linda Olson, SOSC, 16.20; (4) Sarah Lowell, LC, 16.31; (5) Lisa Lind, Lin, 16.84; (6) Sandy Ward, SOSC, 16.98; (7) Karen Wilkinson, GF, 17.38; (8) Liz Ardinger, LC, 17.77.

DISTRICT CHAMPIONSHIPS

MAY 9 & 10, 1987

Page 2

100m - (1) Sheren Wegener, WOSC, 12.06; (2) Kim Klein, Will, 13.24; (3) Carolyn Lafferty, NNC, 13.44; (4) Linda Olson, SOSC, 13.53; (5) Cathy Sewell, WOSC, 13.59; (6) Crystal Simon, Will, 13.91.

200m - (1) Sheren Wegener, WOSC, 25.47; (2) Kelley Wright, WOSC, 25.99; (3) Cathy Buhler, UP, 26.96; (4) Cathy Sewell, WOSC, 27.05; (5) Carolyn Lafferty, NNC, 27.14; (6) Kathy Staat, SOSC, 27.71; (7) Diane Willims, SOSC, 28.52; (8) Holly Duncan, NNC, 29.00.

800m - (1) Joanne Hudson, WOSC, 2:20.1; (2) Theresa Kosctiecs, UP, 2:20.4; (3) Tammy Young, WOSC, 2:20.8; (4) Patty Aho, WOSC, 2:21.9; (5) Kathryn O'Leary, WOSC, 2:22.4; (6) Meg Finaly, LC, 2:22.7.

400m - (1) Kelley Wright, WOSC, 57.73; (2) Nicole Perry, LC, 1:00.38; (3) Kari Larsen, LC, 1:01.75; (4) Diane Williams, SOSC, 1:03.18; (5) Holly Duncan, NNC, 1:04.40; (6) Diane Evers, EOSC, 1:05.32.

400m HURDLES - (1) Petra Johnson, Lin, 1:04.63; (2) Christie Lawson, SOSC, 1:07.87; (3) Michelle Thomas, LC, 1:10.17; (4) Mary Thomson, Lin, 1:11.66; (5) Liz Ardinger, LC, 1:13.30; (6) Linda Olsen, SOSC, 1:14.22.

TRIPLE JUMP - (1) Shelley Woodside, Lin, 36'2"; (2) Sandy Duchow, LC, 34'4 3/4"; (3) Theresa Hannon, WOSC, 33'4"; (4) Amy Bolger, LC, 32'6 1/2"; (5) Dyan Cartwright, SOSC, 31'18 1/2"; (6) Chris Chua, NNC, 30'10"; (7) Sarah Lowell, LC, 30'5 1/2"; (8) Kelley Lovejoy, WOSC, 30'1 1/4".

5000m - (1) Kara Crisifulli, Will, 17:40.8; (2) Kristin Peterson, Will, 18:26.8; (3) Nancy Roley, GF, 18:33.8; (4) Angela Thatcher, Lin, 18:37.7; (5) Laurie Bristow, Lin, 18:52.6; (6) Cathy Mithelmore, LC, 18:57.6; (7) Laurie Underwood, LC, 19:03.1; (8) Julie Dimick, WOSC, 19:09.4.

1600m RELAY - (1) Western Oregon (Jesen, Hudson, Wegener, Wright), 4:05.01; (2) Lewis & Clark, 4:11.56; (3) Willamette, 4:12.26; (4) Southern Oregon, 4:20.61.

NAIA DISTRICT 2 RECORDS (WOMEN)

100	12.06	Sheren Wegener	Western Oregon	1986
200	25.47	Sheren Wegener	Western Oregon	1986
400	57.73	Kelley Wright	Western Oregon	1986
800	2:16.3	Julie Blum	Willamette	1985
1500	4:28.61	Laura Johnson	Un. of Portland	1986
3000	9:33.6	Ann Manning	Un. of Portland	1985
5000	16:58.8	Clare Krill	Un. of Portland	1985
10000	37:41.1	Molly Ostlund	Un. of Portland	1985
100HH	15.3	Lisa Jacobs	Lewis & Clark	1985
400LH	1:03.1	Petra Johnson	Linfield	1985
400 Relay	49.0	Seuell, Wright, Hannon, Weggener	Western Oregon	1986
Mile Relay	3:59.4		Linfield	1985
Long Jump	18-2 3/4	Cindy Fulks	Western Baptist	1983
High Jump	5-5	Amy Bolger	Lewis & Clark	1986
Shotput	44-3 1/4	Paige Daugherty	Lewis & Clark	1985
Discus	140-4	Lea Bush	Willamette	1986
Javelin	152-9	Sandy Bean	Southern Oregon	1985
Heptathlon	4547	Sharon Jensen	Western Oregon	1986
800M Medley	1:48.49	Seuell, Hannon, Wegener, Wright	Western Oregon	1986
Triple Jump	36-2	Shelly Woodside	Linfield	1986

NAIA DISTRICT 2 RECORDS (MEN)

100	10.4	Greg Griffin	George Fox	1977
		Terry Hendrix	Southern Oregon	1983
200	21.1	Keith Shriver	Linfield	1969
		Mark Burt	Pacific	1976
400	47.2	Carl Shaw	Linfield	1976
800	1:50.8	Bruce Vogel	Western Oregon	1972
1500	3:49.7	Steve Hills	Northwest Nazarene	1975
Steeplechase	8:53.9	Kelly Jensen	Southern Oregon	1978
5000	14:22.4	Steve Blikstad	George Fox	1979
10000	30:25.3	Don Stearns	Eastern Oregon	1981
110 H	14.0	Rick Fergesen	Lewis & Clark	1977
400 IH	52.1	Tim Gilbert	Northwest Nazarene	1978
400 Relay	41.7	Carter, Lazelle Smith, King Koroma, Reynolds Neeley, Griffin Biamont, Taylor Findling, Mobley	Linfield	1976
Mile Relay	3:14.8	Lazelle, Minors Carter, Shaw	George Fox	1973
Shotput	56-5 1/2	Ken Patera	Western Oregon	1986
Discus	170-11	Harland Yriarte	Linfield	1976
Javelin	204-11	Mike Keizur	Portland State	1963
Hammer	178-9	Glen Hill	Southern Oregon	1969
High Jump	6-10 1/4	Scott Wallace	Western Oregon	1986
Long Jump	24-0 3/4	Ron Mobley	Willamette	1980
Triple Jump	48-10 1/4	Randy Jones	Western Oregon	1984
Pole Vault	15-7 3/4	Mark Unicume	Pacific	1979
Decathlon	7154	Mark Burt	Northwest Nazarene	1984
Marathon	2:22:06	Larry Miller	Pacific	1976
10000 Walk	48:35.5	Sam Shick	Southern Oregon	1974
			Lewis & Clark	1979

31st ANNUAL

DISTRICT 2 TRACK & FIELD CHAMPIONSHIPS



George Fox College
Newberg, Oregon

MAY 10-11, 1985

May 10-11, 1985

PAST DISTRICT 2 CHAMPIONS (WOMEN)

NAIA DISTRICT 2 RECORDS (Women)

100m	12.1	Antonette Blythe	Northwest Nazarene	1983
200m	25.6	Tammy Moland	Willamette	1984
400m	58.7	Kelly Wosepka	Univ. of Portland	1983
800m	2:17.2	Gayle Roth	Willamette	1983
1500m	4:42.1	Michelle Wentzel	Western Oregon State	1984
3000m	9:57.5	Bridget Cooke	Western Oregon State	1983
5000m	17:28.6	Bridget Cooke	Western Oregon State	1983
10000m	37:45.0	Kathy Keller	Univ. of Portland	1983
100 HH	15.2	Sandy Stearns	Western Oregon State	1984
400 IH	1:04.6	Cindy Fulks	Western Baptist	1983
		Gayle Roth	Willamette	1984
400 Relay	49.0	Galloway, Price, Johnson, Blythe	Northwest Nazarene	1984
Mile Relay	4:03.3	Moland, Meredith, Slavich, Roth	Willamette	1984
Long Jump	18-2 3/4	Cindy Fulks	Western Baptist	1983
High Jump	5-8	Sandy Stearns	Western Oregon State	1984
Shotput	45-10 1/4	Paige Daugherty	Lewis & Clark	1984
Discus	139-1	Paula Wittenberg	George Fox	1984
Javelin	150-10	Kathy Sanders	Linfield	1984
Heptathlon	4845	Sandy Stearns	Western Oregon State	1984
4x880 Relay	10:05.7	Alexander, Jones, Rose, L. Robinson	Willamette	1983
Marathon	3:06.47	Nadine Price	Linfield	1984
880 Medley Relay	1:50.4	Moland, Klein, Slavich, Roth	Willamette	1984

NAIA DISTRICT 2 RECORDS (Men)

100m	10.4	Gregg Griffin	George Fox	1977
		Terry Hendrix	Southern Oregon State	1983
200m	21.1	Keith Shriver	Linfield	1969
		Mark Burt	Pacific	1976
400m	47.2	Carl Shaw	Linfield	1976
800m	1:50.8	Bruce Vogel	Oregon College	1972
1500m	3:49.7	Steve Hills	Northwest Nazarene	1975
Steeplechase	8:53.9	Kelly Jensen	Southern Oregon State	1978
5000m	14:22.4	Steve Blikstad	George Fox	1979
10000m	30:25.3	Don Stearns	Eastern Oregon State	1981
110 HH	14.0	Rick Fergesen	Lewis & Clark	1977
400 IH	52.1	Tim Gilbert	Northwest Nazarene	1978
400 Relay	41.7	Carter, Lazelle, Smith, King	Linfield	1976
		Koroma, Reynolds, Neeley, Griffin	George Fox	1978
Mile Relay	3:14.8	Lazelle, Minors, Carter, Shaw	Linfield	1976
Shotput	56-5 1/2	Ken Patera	Portland State	1963
Discus	170-11	Harland Yriarte	Southern Oregon State	1969
Javelin	249-6	Tony Grant	Oregon Tech	1972
Hammer	173-11	Todd Goergen	Willamette	1984
High Jump	6-10 1/4	Scott Wallace	Willamette	1980
Long Jump	24-3 3/4	Ron Mobley	Western Oregon State	1984
Triple Jump	48-10 1/4	Randy Jones	Pacific	1979
Pole Vault	15-7 3/4	Mark Unicume	Northwest Nazarene	1984
Decathlon	7154	Mark Burt	Pacific	1976
Marathon	2:22:06	Larry Miller	Southern Oregon State	1974
10K Walk	46:46.5	Sam Shick	Lewis & Clark	1981

GEORGE FOX COLLEGE

Women's

Coach: Rob Parker

- 200. Funk, Cheryl
- 201. Mattson, Kay
- 202. Peters, Jodi
- 203. Wittenberg, Paula
- 204. Woolsey, Sue

Men's Coach: Rich Allen

- 205. Ball, Kevin
- 206. Ball, Scott
- 207. Driesner, Dave
- 208. Gildehaus, Jerred
- 209. Graham, Steve
- 210. Guzman, Jeff
- 211. Larabee, Dwight
- 212. Maddox, Paul
- 213. Meines, Ken
- 214. Onua, Adolphus
- 215. Price, Dan
- 216. Raan, Dean
- 217. Ragan, Scott
- 218. Roley, Ron
- 219. Watts, Mike
- 220. Whitham, Nathan
- 221. Wigley, Keith
- 222. Young, Mark

LEWIS & CLARK COLLEGE

Women's

Coach: David Fix

- 223. Ardinger, Liz
- 224. Arnadottir, Helga
- 225. Daugherty, Paige
- 226. Duchow, Sandy
- 227. Finaly, Megan
- 228. Jacobs, Lisa
- 229. Kornegay, Janet
- 230. Kurtz, Kathryn
- 231. Lewallen, Laura
- 232. Lowell, Sarah
- 233. Mann, Robyn
- 234. Marks, Paulette
- 235. Murray, Susan
- 236. Perham, Kathy
- 237. Steimle, Tisha
- 238. Strutko, Wanda
- 239. Underwood, Laurie
- 240. Welland, Kathleen

Men's Coach: David Fix

- 241. Ares, Ron
- 242. Beery, Greg
- 243. Carrigan, Cy
- 244. Clark, Tim
- 245. Coombs, Randy
- 246. Damm, Mike
- 247. Dippolito, Bill
- 248. Dunn, Rob
- 249. Fisher, Steve
- 250. Geiger, Tom
- 251. Jones, Trent
- 252. Lord, Deron
- 253. Mamizuka, Harry
- 254. Mell, Tom
- 255. Meyer, Pat
- 256. Pressley, Mike
- 257. Rebischke, Armand
- 258. Reynolds, Kirk
- 259. Ritenhouse, Duke
- 260. Ropes, Toby
- 261. Shaw, Loren
- 262. Trotter, David
- 263. Wegner, Doug
- 264. Wilson, Jeff

LINFIELD COLLEGE

Women's

Coach: Rudy Pearson

- 265. Graham, Lori
- 266. Hannon, Katy
- 267. Johnson, Petra
- 268. Kincheloe, Kathleen
- 269. Mortensen, Janet
- 270. Nichols, Lisa
- 271. Preiss, Lorraine
- 272. Sieverling, Lisa
- 273. Thomson, Mary
- 274. Woodside, Shelly

Men's Coach: George Oja

- 275. Albrecht, John
- 276. Alward, Joe
- 277. Bowman, Jeff
- 278. Brown, Curtis
- 279. Carlson, Kip
- 280. Culbert, Greg
- 281. Cunningham, Derwin
- 282. Dean, Doug
- 283. Erickson, Dave
- 284. Ferrenburg, Kelly
- 285. Friess, Mike
- 286. Frost, Bob
- 287. Gore, Jesse
- 288. Hodl, Dave
- 289. Johnstone, Colin
- 290. Kemp, Carl
- 291. Kobow, Kyle
- 292. Lingenfelter, Dana
- 293. Marsters, Kele
- 294. O'Leary, Dan
- 295. Pettis, Dwayne
- 296. Prevedello, John
- 297. Pruitt, Andre
- 298. Townlin, Tracy
- 299. Voyles, Scott
- 300. Wagner, Dave
- 301. Whitlow, Ray
- 302. Will, Greg
- 303. Wyatt, James

NORTHWEST NAZARENE COLLEGE

Women's

Coach: Jean Horwood

- 304. Carpenter, Karen
- 305. Carter, Melinda
- 306. Chua, Chris
- 307. Duncan, Holly
- 308. Fitz, Diana
- 309. Galloway, Shana
- 310. Tucher, Clydine
- 311. Zellmer, Jana

Men's Coach: Paul R. Taylor

- 312. Curl, Steve
- 313. Donaldson, Marty
- 314. Edwards, Doug
- 315. Gilbert, Mike
- 316. Henderson, Mike
- 317. Maves, Randy
- 318. Oord, John
- 319. Richards, Ron
- 320. Rogers, Dave
- 321. Wallace, Scott
- 322. Wyborney, Hank
- 323. Yerger, Steve
- 324. Young, Mark

PACIFIC UNIVERSITY

Women's

Coach: Greg Jacob

- 325. Campbell, Beth
- 326. Leong, Cathy
- 327. McDonald, Catherine
- 328. Myers, Torie
- 329. Norris, Regina

Men's Coach: Joe Boyd

- 330. Crutch, Carlos
- 331. Harwell, Donald
- 332. Ogden, John
- 333. Ripley, John
- 334. Young, Ford

SOUTHERN OREGON STATE

Women's

Coach: Gerald Insley

- 335. Amos, Ila
- 336. Bean, Sandy
- 337. Best, Alice
- 338. Brunsdon, Dayna
- 339. Dodson, Mary
- 340. Garrison, Debbie
- 341. Hertz, Lisa
- 342. Hiatt, Cathy
- 343. Patrick, Pam
- 344. Walker, Gina
- 345. Williams, Diane

Men's Coach: Monty Cartwright

- 346. Beck, David
- 347. Bieberdorf, Darren
- 348. Collins, Todd
- 349. Doverberg, Cary
- 350. Fulton, Jim
- 351. Granger, Shaun
- 352. Hill, Joe
- 353. Jones, Phil
- 354. Martin, Scott
- 355. McClellan, Clint
- 356. McCoy, Bryan
- 357. McCloughlin, Kevin
- 358. Munro, Jeff
- 359. Parker, Ivan Jim
- 360. Rupp, Tim
- 361. Roskoski, Ron
- 362. Settell, Randy
- 363. Schaan, Mike
- 364. Taylor, Kevin
- 365. Tompkins, Dan
- 366. Volkman, Jim
- 367. Walker, Tyler
- 368. Wesphal, Mark
- 369. Willaman, Mark
- 370. Young, Willie

UNIVERSITY OF PORTLAND

Women's

Coach: Mike Johnson

- 371. Brock, Linda
- 372. Buhler, Cathy
- 373. Hillenkamp, Mary
- 374. Johnston, Kristy
- 375. Kosztics, Theresa
- 376. Krill, Clare
- 377. Manning, Ann
- 378. Mullin, Julie
- 379. Nemarnik, Nancy
- 380. Ostlund, Molly
- 381. Pizer, Carrie

WESTERN OREGON STATE

Women's

Coach: Don Spinas

- 382. Barnhurst, Debbie
- 383. Blackman, Pam
- 384. Dick, Debra
- 385. Hanson, Laurie
- 386. Healey, Kathy
- 387. Hissong, Vickie
- 388. Howard, Radona
- 389. Jarolimek, Tammy
- 390. Jensen, Sharon
- 391. Kendall, Allyson
- 392. Klien, Joyce
- 393. Kurtz, Sandra
- 394. McCormick, Cyd
- 395. O'Leary, Julie
- 396. O'Leary, Kathryn
- 397. Richardson, Julie
- 398. Seuell, Cathy
- 399. Wegener, Sheron
- 400. Young, Tammy

Men's Coach: Don Spinas

- 401. Anderson, Scott
- 402. Biamont, Tim
- 403. Burris, Larry
- 404. Carter, Kelly
- 405. Conaway, Larry
- 406. Dixon, Mike
- 407. Fahey, Jim
- 408. Findling, Karl
- 409. Harry, Torrae
- 410. Howard, Terry
- 411. James, Ken
- 412. Keisur, Mike
- 413. Ladd, Doug
- 414. Lind, Brandt
- 415. McClelland, Mike
- 416. McGill, Darren
- 417. McHugh, John M.
- 418. McNealy, Shaun
- 419. Mobley, Ron
- 420. Nelson, Eric
- 421. Pohl, Greg
- 422. Polen, Scott
- 423. Randle, Pat
- 424. Sele, Jason
- 425. Sherry, Nelson
- 426. Sorenson, Soren
- 427. VanCauteren, Chris
- 428. Woosley, Tad

WILLAMETTE UNIVERSITY

Women's

Coach: Charles Bowles

- 429. Alexander, Spring
- 430. Blum, Jeanette
- 431. Blum, Julie
- 432. Cammack, Kelli
- 433. Crisifulli, Kara
- 434. Dierks, Krista
- 435. Klein, Kim
- 436. Jones, Cathy
- 437. McKenzie, Kelly
- 438. Moore, Kathy
- 439. Pressler, Suzanne
- 440. Sanders, Jenny
- 441. Suess, Chris

Men's Coach: Charles Bowles

- 442. Bales, Brad
- 443. Catalani, Rick
- 444. Catton, Jack
- 445. Connors, Kevin
- 446. DeVyldere, Bob
- 447. Donovan, John
- 448. Duley, John
- 449. Edmark, James
- 450. Elliott, Sid
- 451. Folker, Randy
- 452. Gedrose, Jeff
- 453. Gilstrap, Brian
- 454. Gilroy, David
- 455. Gorman, Jim
- 456. Graham, Tyler
- 457. Healy, Scott
- 458. Helm, Ken
- 459. Jacobs, Randy
- 460. Kilday, Jeff
- 461. Kliewer, Rob
- 462. MacGinnittie, Rob
- 463. Mackie, Greg
- 464. McKee, Craig
- 465. Mitchell, Andy
- 466. Mitchell, Charles
- 467. Novotney, David
- 468. O'Donnell, Troy
- 469. Searce, David
- 470. Thorne, Curtis
- 471. Torquato, Rich
- 472. Uomini, Steve
- 473. Winn, Doug
- 474. Yunker, Paul

RESULTS OF EVENTS ALREADY COMPLETED

MARATHON (February 23rd at Seaside)

<u>Men</u>			<u>Women</u>		
1.	Dwight Larabee	GFC 2:37:26	1.	Kathleen Welland	L&C 3:14:35
*	Greg Miller	EOSC 2:43:10	2.	Tammy Jarolimek	WOSC 3:23:57
2.	Bob Frost	Lin 2:47:41	3.	Laura Lewallen	L&C 3:28:48
3.	Scott Martin	SOSC 2:48:41	4.	Katy Hannon	Lin 3:29:00
4.	Dan Price	GFC 2:51:17			
5.	John Oord	NNC 2:57:53			
6.	Ron Richards	NNC 2:59:36			

* EOSC is not fielding a track team in 1985.

DECATHLON (April 22-23 at Nampa, ID)

1.	Larry Conaway	WOSC 6735
2.	Keith Wigley	GFC 6257
3.	Mike Gilbert	NNC 6172
4.	Randy Coombs	L&C 5975
5.	Scott Healy	WU 5888
6.	Scott Anderson	WOSC 5748

HEPTATHLON

1.	Petra Johnson	Lin 4587
2.	Sharon Jensen	WOSC 4502
3.	Lisa Jacobs	L&C 4176
4.	Shana Galloway	NNC 3719
5.	Sarah Lowell	L&C 3663
6.	Sue Woolsey	GFC 3355

DISTRICT 2 MEET ENTRIES

1. DISCUS(Men) (138-8) 12:00 Friday

1.	Deron Lord	L&C 166-0
2.	Nathan Whitham	GFC 155-3
3.	Randy Settell	SOSC 153-10
4.	Jim Parker	SOSC 153-4
5.	Paul Maddox	GFC 148-7
6.	Mike Schaan	SOSC 147-0
7.	Mike Watts	GFC 146-10
8.	David Novotney	WU 142-10
9.	Mike Pressley	L&C 139-5
10.	Jim Fulton	SOSC 136-4
11.	Soren Sorenson	WOSC 136-3
12.	Steve Curl	NNC 134-6
13.	Greg Culbert	Lin 132-1

DISCUS(Women) (110-8) 12:00 Friday

1.	Paula Wittenberg	GFC 145-3
2.	Wanda Strutko	L&C 136-2
3.	Cyd McCormick	WOSC 130-3
4.	Debbie Garrison	SOSC 130-0
5.	Paige Dougherty	L&C 124-2
6.	Torie Myers	Pac 118-7
7.	Robyn Mann	L&C 115-3
8.	Catherine McDonald	Pac 109-6
9.	Cheryl Funk	GFC 108-5
10.	Chris Suess	WU 99-7

2. LONG JUMP(Men) (21-5) 12:00 Friday

1.	Kevin Connors	WU 22-8
2.	Larry Conaway	WOSC 22-7
3.	Randy Folker	WU 21-11½
4.	Ron Mobley	WOSC 21-9
5.	Kelly Ferrenburg	Lin 21-8½
6.	Randy Coombs	L&C 21-7½
7.	Steve Graham	GFC 21-4½
8.	Dave Erickson	Lin 21-4½
9.	Keith Wigley	GFC 21-3
10.	Donald Harwell	Pac 20-6
11.	Jeff Munro	SOSC 20-1

LONG JUMP(Women) (16-1) 12:00 Friday

1.	Sharon Jensen	WOSC 17-5
2.	Mary Dodson	SOSC 17-4
3.	Shelly Woodside	Lin 17-3 3/4
4.	Sandy Duchow	L&C 16-9
5.	Joyce Klien	WOSC 16-8
6.	Lisa Jacobs	L&C 16-2½
7.	Sarah Lowell	L&C 16-1¼
8.	Sue Woolsey	GFC 15-4½

3. 4x800 RELAY(Women) 12:00 Friday

1.	UP	9:35.1
2.	L&C	nt
3.	WOSC	nt
4.	WU	nt

10000m (M) (33:21.7) 12:15 Friday

1.	Mike Friess	Lin	30:33.4
2.	James Wyatt	Lin	31:42.0
3.	Paul Yunker	WU	31:59.8
4.	Bob Frost	Lin	32:27.4
5.	Ray Whitlow	Lin	32:27.7
6.	David Gilroy	WU	32:36.0
7.	Kirk Reynolds	L&C	33:04.6
8.	John Donovan	WU	33:33.0
9.	Jeff Wilson	L&C	33:36.3
10.	Dwight Larabee	GFC	33:54.9
11.	Scott Martin	SOSC	34:32
12.	Greg Mackie	WU	nt
13.	Mark Mohnen	WOSC	nt
14.	Mark Young	NNC	nt

5. 3000(Women) (10:40.4) 12:55 Friday

1.	Ann Manning	UP	9:23.8
2.	Clare Krill	UP	9:50.1
3.	Kara Crisifulli	WU	9:57.35
4.	Kristy Johnston	UP	10:00.3
5.	Molly Ostlund	UP	10:06.1
6.	Julie Mullin	UP	10:15.0
7.	Mary Hillenkamp	UP	10:30.0
8.	Susan Murray	L&C	10:56.7
9.	Laura Lewallen	L&C	11:05.9
10.	Pam Blackman	WOSC	11:07.1
11.	Laurie Underwood	L&C	11:13.4
12.	Kathleen Welland	L&C	11:15.5
13.	Kathryn Kurtz	L&C	11:39.6

6. HAMMER THROW(Men) (141-5) 2:00 Friday

1.	Deron Lord	L&C	176-11
2.	Nathan Whitham	GFC	165-6
3.	Mike Pressley	L&C	162-4
4.	Scott Polen	WOSC	156-3
5.	Jim Gorman	WU	152-11
6.	Larry Burris	WOSC	149-4
7.	Kyle Kobow	Lin	142-4
8.	Jim Parker	SOSC	141-9
9.	Mike McClelland	WOSC	140-8
10.	Mike Watts	GFC	139-2
11.	Doug Dean	Lin	138-9

7. HIGH JUMP(Men) (6-2) 2:00 Friday

1.	Larry Conaway	WOSC	6-6½
2.	Joe Hill	SOSC	6-6
3.	Shaun Granger	SOSC	6-6
4.	Keith Wigley	GFC	6-6
5.	Scott Healy	WU	6-5
6.	Dan Tompkins	SOSC	6-4
7.	Rob Kleiwer	WU	6-4
8.	Dwayne Pettis	Lin	6-3
9.	Jim Volkman	SOSC	6-2
10.	Dan Roberts	WOSC	6-2
11.	Randy Coombs	L&C	6-1
12.	Pat Meyer	L&C	6-1
13.	Tim Clark	L&C	6-0
14.	Tracy Townlin	Lin	6-0

8. 10000m(Women) (NS) 3:15 Friday

1.	Clare Krill	UP	35:00.14
2.	Kristy Johnston	UP	37:12.45
3.	Jenny Sanders	WU	40:08
4.	Laura Lewallen	L&C	40:21.3
5.	Kathleen Welland	L&C	41:28.3
6.	Katy Hannon	Lin	nt
7.	Cathy Hiatt	SOSC	nt
8.	Molly Ostlund	UP	nt
9.	Tammy Jarolimek	WOSC	nt

** Entered 5-5-85; Not on official entry list.

9. 880 MEDLEY RELAY(W) 4:05 Friday

1.	NNC	1:58.5
2.	Lin	2:02.0
3.	L&C	nt
4.	SOSC	nt
5.	WOSC	nt
6.	WU	nt

10. STEEPLECHASE(M) (9:52.1) 4:15 Friday

1.	Ken James	WOSC	9:20.4
2.	Kevin Ball	GFC	9:28.2
3.	James Edmark	WU	9:31.0
4.	Scott Ball	GFC	9:32.1
5.	Ron Ares	L&C	9:36.8
6.	John Oord	NNC	9:39.6
7.	Tom Geiger	L&C	9:41.6
8.	Duke Ritenhouse	L&C	9:44.9

1. SHOTPUT(M) (47-4) 12:00 Saturday

1.	Randy Settell	SOSC	54-2½
2.	David Novotney	WU	53-8½
3.	Jim Parker	SOSC	53-5
4.	Mike Pressley	L&C	51-1
5.	Deron Lord	L&C	49-8½
6.	Soren Sorenson	WOSC	46-4½
7.	Hank Wyborney	NNC	45-11
8.	Mike Watts	GFC	45-8
9.	Ford Young	Pac	45-8
10.	Kyle Kobow	Lin	45-½
11.	Jim Gorman	WU	44-1½

2. SHOTPUT(W) (35-10) 12:00 Saturday

1.	Paige Dougherty	L&C	45-3½
2.	Debbie Garrison	SOSC	39-11
3.	Paula Wittenberg	GFC	39-10½
4.	Allyson Kendall	WOSC	39-9
5.	Vickie Hissong	WOSC	38-11½
6.	Robyn Mann	L&C	38-10
7.	Wanda Strutko	L&C	38-2
8.	Cheryl Funk	GFC	36-8
9.	Chris Suess	WU	36-4½

3. JAVELIN(W) (111-7) 12:00 Saturday

1.	Regina Norris	Pac	156-10
2.	Debbie Barnhurst	WOSC	148-1
3.	Sandy Bean	SOSC	147-7
4.	Cyd McCormick	WOSC	145-6
5.	Karen Carpenter	NNC	131-4
6.	Paige Dougherty	L&C	116-10
7.	Janet Kornegay	L&C	102-4
8.	Chris Suess	WU	94-4

4. JAVELIN(M) (181-4) 12:00 Saturday

1.	Eric Nelson	WOSC	224-1
2.	Mike Keisur	WOSC	221-3
3.	Brad Bales	WU	219-7
4.	Dave Wagner	Lin	205-10
5.	Doug Ladd	WOSC	202-11
6.	Clint McClellan	SOSC	194-5
7.	Tyler Walker	SOSC	193-1
8.	Mike Damm	L&C	191-2
9.	Mike Watts	GFC	189-6
10.	Doug Dean	Lin	185-11
11.	Doug Edwards	NNC	185-3
12.	Cary Dovenberg	SOSC	181-11
13.	Larry Conaway	WOSC	179-8
14.	Curtis Thorne	WU	173-5

5. POLE VAULT(M) (13-0) 12:00 Saturday

1.	Kelly Carter	WOSC	14-6
2.	Kevin Taylor	SOSC	14-3
3.	Doug Edwards	NNC	14-0
4.	Randy Coombs	L&C	14-0
5.	Ken Helm	WU	13-8
6.	Scott Anderson	WOSC	13-0
7.	Scott Healy	WU	13-0
8.	Bill Dippolito	L&C	12-6
9.	Steve Graham	GFC	12-6
10.	Ken Meines	GFC	12-6
11.	Cary Dovenberg	SOSC	12-6
12.	Rob Dunn	L&C	12-0
13.	Doug Wegner	L&C	12-0
14.	John Ogden	Pac	12-0

6. 10000 WALK(M) (NS) 12:00 Saturday

1.	Trent Jones	L&C	50:14.0
2.	Randy Jacobs	WU	53:52.4
3.	Loren Shaw	L&C	nt
4.	Terry Howard	WOSC	nt
5.	Gregg Pohll	WOSC	nt
6.	Nelson Sherry	WOSC	nt
7.	Mark Welliman	SOSC	nt
8.	Jeff Kilday	WU	nt
9.	Troy O'Donnell	WU	nt
10.	Dwight Larabee	GFC	nt
11.	Dan Price	GFC	nt

7. HIGH JUMP(W) (4-11) 1:00 Saturday

1.	Sue Woolsey	GFC	5-2½
2.	Lisa Jacobs	L&C	5-2
3.	Kathy Moore	WU	5-2
4.	Lisa Hertz	SOSC	5-2
5.	Sandy Duchow	L&C	5-0
6.	Kathleen Kincheloe	Lin	5-0
7.	Tisha Steimle	L&C	4-11
8.	Sarah Lowell	L&C	4-10½
9.	Sharon Jensen	WOSC	4-10

8. TRIPLE JUMP(M) (42-11) 1:00 Saturday

1.	Kevin Connors	WU	48-5½
2.	John Prevedello	Lin	45-11 3/4
3.	Jeff Bowman	Lin	45-10
4.	Kele Marsters	Lin	44-10
5.	Pat Meyer	L&C	43-6
6.	Derwin Cunningham	Lin	43-1
7.	Kip Carlson	Lin	42-5
8.	Steve Graham	GFC	42-4½
9.	Keith Wigley	GFC	42-4½
10.	Shaun Granger	SOSC	42-2
11.	Dave Rogers	NNC	nd
12.	Scott Anderson	WOSC	nd

9. 400 RELAY(W) (NS) 1:30 Saturday

1.	UP	50.30	FAT
2.	SOSC	51.3	
3.	Lin	51.4	
4.	WOSC	51.6	
5.	WU	52.1	
6.	NNC	52.17	
7.	L&C	52.2	

10. 400 RELAY(M) (NS)

1.	L&C	42.3
2.	WOSC	42.6
3.	Lin	42.7
4.	NNC	42.9
5.	WU	42.9
6.	GFC	43.1
7.	SOSC	44.9

11. 1500(W) (4:56.2) 1:45 Saturday

1.	Ann Manning	UP	4:26.8	FAT
2.	Clare Krill	UP	4:36.16	FAT
3.	Kristy Johnston	UP	4:40.78	
4.	Mary Hillenkamp	UP	4:51.2	
5.	Julie O'Leary	WOSC	4:52.1	
6.	Kathy Healy	WOSC	4:58.0	
7.	Pam Blackman	WOSC	4:59.0	
8.	Susan Murray	L&C	4:59.4	
9.	Janet Mortensen	Lin	5:02.3	
10.	Kelli Cammack	WU	5:03.1	
11.	Beth Campbell	Pac	5:06.2	
12.	Megan Finaly	L&C	5:09.2	
13.	Julie Mullin	UP	nt	
14.	Jana Zellmar	NNC	nt	
15.	Diana Fitz	NNC	nt	

12. 1500(M) (4:02.6)

1.	Brandt Lind	WOSC	3:50.0
2.	Jesse Gore	Lin	3:51.0
3.	Mike Friess	Lin	3:51.5
4.	Joe Alward	Lin	3:52.0
5.	Ken James	WOSC	3:55.2
6.	Andy Mitchell	WU	3:58.4
7.	Ron Ares	L&C	4:01.8
8.	Shawn McNealy	WOSC	4:01.9
9.	Mark Mohnen	WOSC	4:02.0
10.	Dan O'Leary	Lin	4:02.6
11.	Marty Donaldson	NNC	4:02.7
12.	Scott Ball	GFC	4:02.7
13.	Chris VanCauteren	WOSC	4:04.6
14.	David Trotter	L&C	4:05.4
15.	Rob MacGinnittie	WU	4:05.5
16.	Jack Catton	WU	4:06.4
17.	Kevin Ball	GFC	4:06.6
18.	Dave Beck	SOSC	4:07.0
19.	John Ripley	Pac	4:12.0

13. 100m HH (W) (17.3) 2:00 Saturday

1.	Shelly Woodside	Lin	15.4
2.	Lisa Jacobs	L&C	15.5
3.	Sharon Jensen	WOSC	16.2
4.	Sarah Lowell	L&C	16.3
5.	Joyce Klien	WOSC	16.8
6.	Melinda Carter	NNC	17.5
7.	Gina Walker	SOSC	18.0
8.	Kathy Moore	WU	18.4

14. 110m HH (15.9)

1.	Adolphus Onua	GFC	13.7
2.	Tim Rupp	SOSC	14.6
3.	Pat Randle	WOSC	15.0
4.	Tyler Graham	WU	15.3
5.	Larry Conaway	WOSC	15.4
6.	Bob DeVylde	WU	15.5
7.	Jim Volkman	SOSC	15.6
8.	Jeff Gedrose	WU	15.6
9.	Curtis Thorne	WU	15.8
10.	Dave Hodl	Lin	15.8
11.	Craig McKee	WU	15.9
12.	John Albrecht	Lin	15.9
13.	Colin Johnstone	Lin	15.9
14.	Keith Wigley	GFC	15.9

15. 400m (W) (62.8) 2:15 Saturday

1.	Petra Johnson	Lin	57.0
2.	Carrie Pizer	UP	58.05 FAT
3.	Jeanette Blum	WU	60.3
4.	Cathy Buhler	UP	60.3
5.	Kathryn O'Leary	WOSC	61.8
6.	Sheron Wegener	WOSC	62.0
7.	Theresa Kosztics	UP	62.25 FAT
8.	Kathy Healey	WOSC	62.5
9.	Holly Duncan	NNC	63.1
10.	Paulette Marks	L&C	64.4
11.	Jodi Peters	GFC	nt

16. 400m (M) (50.9)

1.	Mike Gilbert	NNC	49.3
2.	Karl Findling	WOSC	49.6
3.	Torrae Harry	WOSC	49.6
4.	Rick Catalani	WU	49.8
5.	Sid Elliott	WU	49.8
6.	Jim Fahey	WOSC	49.8
7.	John Mike McHugh	WOSC	50.0
8.	Dean Raan	GFC	50.0
9.	Steve Uomini	WU	50.0
10.	Mark Young	GFC	50.2
11.	David Searce	WU	50.9
12.	Andre Pruitt	Lin	50.9
13.	Darren Bieberdorf	SOSC	nt
14.	Mark Wesphal	SOSC	nt

17. 100m (W) (13.1) 2:30 Saturday

1.	Sheron Wegener	WOSC	12.5
2.	Cathy Seuell	WOSC	12.6
3.	Shana Galloway	NNC	12.8
4.	Kim Klein	WU	12.8
5.	Lisa Nichols	Lin	12.8
6.	Carrie Pizer	UP	12.83 FAT
7.	Laurie Hanson	WOSC	12.9
8.	Alice Best	SOSC	12.9
9.	Diane Williams	SOSC	12.9
10.	Nancy Nemarnik	UP	13.1
11.	Dayna Brunson	SOSC	13.1
12.	Helga Arnadottir	L&C	13.4
13.	Liz Ardinger	L&C	13.7
14.	Cathy Buhler	UP	nt

18. 100m (M) (11.3)

1.	Greg Will	Lin	10.6
2.	Tom Mell	L&C	10.7
3.	Rich Torquato	WU	10.8
4.	Torrae Harry	WOSC	10.8
5.	Adolphus Onua	GFC	10.8
6.	Donald Harwell	Pac	11.0
7.	Tim Biamont	WOSC	11.0
8.	Greg Beery	L&C	11.0
9.	Dave Erickson	Lin	11.1
10.	Carlos Crutch	Pac	11.1
11.	Brian Gilstrap	WU	11.1
12.	Larry Conaway	WOSC	11.1
13.	Darren McGill	WOSC	11.2
14.	Kelly Ferrenburg	Lin	11.2
15.	Tim Rupp	SOSC	11.2
16.	Harry Mamizuka	L&C	11.3
17.	Cy Carrigan	L&C	11.3
18.	Joe Hill	SOSC	11.3
19.	Dave Wagner	Lin	11.3
20.	Keith Wigley	GFC	11.3
21.	Dave Rogers	NNC	11.4
22.	Toby Ropes	L&C	11.4
23.	Todd Collins	SOSC	nt
24.	Curtis Brown	Lin	nt

19. 800m (W) (2:24.2) 2:45 Saturday

1.	Linda Brock	UP	2:15.95
2.	Julie Blum	WU	2:19.7
3.	Kay Mattson	GFC	2:20.9
4.	Lisa Sieverling	Lin	2:21.0
5.	Cathy Buhler	UP	2:21.3
6.	Kathryn O'Leary	WOSC	2:22.3
7.	Kathy Healey	WOSC	2:22.4
8.	Theresa Kosztics	UP	2:22.7
9.	Jodi Peters	GFC	2:22.8
10.	Megan Finally	L&C	2:22.8
11.	Ann Manning	UP	2:23.6
12.	Cathy Leong	Pac	2:26.0
13.	Tammy Young	WOSC	2:26.5
14.	Jana Zellmer	NNC	2:29.1
15.	Kathy Perham	L&C	2:29.4
16.	Susan Murray	L&C	2:30.0

20. 800m (M) (1:57.8)

1.	Dana Lingenfelter	Lin	1:53.0
2.	Jesse Gore	Lin	1:53.1
3.	Rob MacGinnittie	WU	1:53.3
4.	Brandt Lind	WOSC	1:54.8
5.	Tom Geiger	L&C	1:54.9
6.	Steve Yerger	NNC	1:55.1
7.	John Mike McHugh	WOSC	1:55.4
8.	David Trotter	L&C	1:56.5
9.	Steve Uomini	WU	1:56.7
10.	Dave Beck	SOSC	1:56.8
11.	Joe Alward	Lin	1:57.1
12.	Mike Dixon	WOSC	1:57.6
13.	Charles Mitchell	WU	1:57.7
14.	Andy Mitchell	WU	1:57.7
15.	Jason Sele	WOSC	1:57.8
16.	Kevin Ball	GFC	1:57.9
17.	Terry Howard	WOSC	1:58.2
18.	Mark Wesphal	SOSC	1:58.8
19.	Scott Voyles	Lin	2:00.0

21. 400m IH (W) (1:12.9) 3:00 Saturday

1.	Petra Johnson	Lin	1:02.2
2.	Ila Amos	SOSC	1:05.3
3.	Linda Brock	UP	1:06.8
4.	Sharon Jensen	WOSC	1:07.8
5.	Lisa Jacobs	L&C	1:09.4
6.	Melinda Carter	NNC	1:12.67

22. 400m IH (M) (57.2)

1.	Bob DeVylidere	WU	54.3
2.	Dave Erickson	Lin	54.5
3.	Randy Folker	WU	55.7
4.	Tyler Graham	WU	56.0
5.	Tim Clark	L&C	56.7
6.	Dave Driesner	GFC	56.9
7.	Tim Rupp	SOSC	57.0
8.	Pat Randle	WOSC	57.1
9.	Scott Wallace	NNC	57.1
10.	Jason Sele	WOSC	58.3
11.	Darren Bieberdorf	SOSC	58.8

23. 200m (W) (27.0) 3:15 Saturday

1.	Carrie Pizer	UP	25.8
2.	Sheron Wegener	WOSC	26.2
3.	Cathy Seuell	WOSC	26.2
4.	Cathy Buhler	UP	26.2
5.	Shana Galloway	NNC	26.6
6.	Alice Best	SOSC	26.7
7.	Lisa Nichols	Lin	26.9
8.	Dayna Brunson	SOSC	27.0
9.	Kim Klein	WU	27.1
10.	Shelly Woodside	Lin	27.1
11.	Laurie Hanson	WOSC	27.2
12.	Helga Arnadottir	L&C	27.5
13.	Nancy Nemarnik	UP	27.84 FAT
14.	Lisa Jacobs	L&C	28.2
15.	Liz Ardinger	L&C	28.7
16.	Sarah Lowell	L&C	28.8
17.	Linda Brock	UP	nt

24. 200m (M) (22.9)

1.	Greg Will	Lin	21.4
2.	Torrae Harry	WOSC	21.9
3.	Tom Mell	L&C	22.1
4.	Jim Fahey	WOSC	22.3
5.	Randy Maves	NNC	22.4
6.	Mark Young	GFC	22.5
7.	Greg Beery	L&C	22.6
8.	Karl Findling	WOSC	22.6
9.	Tim Biamont	WOSC	22.6
10.	Rich Torquato	WU	22.7
11.	Tim Rupp	SOSC	22.8
12.	Dave Wagner	Lin	23.0
13.	Cy Carrigan	L&C	23.2
14.	Harry Mamizuka	L&C	23.5
15.	Curtis Brown	Lin	nt
16.	Carlos Crutch	Pac	nt

25. 5000m (W) (19:11.9) 3:30 Saturday

1.	Ann Manning	UP	16:35.10
2.	Clare Krill	UP	16:51.78
3.	Kristy Johnston	UP	17:18.0
4.	Kara Crisifulli	WU	17:21.8
5.	Molly Ostlund	UP	17:44.0
6.	Julie Mullin	UP	18:15.0
7.	Tammy Jarolimek	WOSC	18:33.1
8.	Susan Murray	L&C	18:46.4
9.	Julie Richardson	WOSC	18:55.7
10.	Jenny Sanders	WU	18:59.7
11.	Krista Dierks	WU	19:05.0
12.	Kathleen Welland	L&C	19:53.0
13.	Laurie Underwood	L&C	19:54.0
14.	Kathryn Kurtz	L&C	20:38.0
15.	Cathy Hiatt	SOSC	nt

26. 5000m (M) 15:23.7)

1.	Mike Friess	Lin	14:32.6
2.	Jesse Gore	Lin	14:37.5
3.	Joe Alward	Lin	14:39.9
4.	Jerred Gildehaus	GFC	14:53.3
5.	Paul Yunker	WU	14:57.8
6.	James Wyatt	Lin	14:59.6
7.	David Gilroy	WU	15:02.7
8.	Tad Woosley	WOSC	15:12.9
9.	James Edmark	WU	15:13.7
10.	Ron Ares	L&C	15:14.5
11.	Bob Frost	Lin	15:23.5
12.	Ray Whitlow	Lin	15:24.0
13.	Duke Ritenhouse	L&C	15:34.8
14.	Ron Richards	NNC	15:35.0
15.	Chris VanCauteren	WOSC	15:40.0
16.	Kirk Reynolds	L&C	15:41.6
17.	Jeff Wilson	L&C	15:46.7
18.	Mark Mohnen	WOSC	15:50
19.	Ken James	WOSC	15:50.4
20.	Jeff Guzman	GFC	15:53.5
21.	Phil Jones	SOSC	16:19

27. MILE RELAY (W) (NS) 4:15 Saturday

1.	UP	4:01.59 *
2.	Lin	4:01.7
3.	WU	4:06.1
4.	WOSC	4:12.4
5.	L&C	4:17.2
6.	SOSC	nt
7.	NNC	nt

28. MILE RELAY (M) (NS)


1.	WU	3:19.9
2.	GFC	3:20.2
3.	NNC	3:20.7
4.	WOSC	3:21.0
5.	Lin	3:22.2
6.	L&C	3:27.0
7.	SOSC	3:29

* Converted from yards

SECOND DAY

31st ANNUAL

DISTRICT 2 TRACK & FIELD CHAMPIONSHIPS



George Fox College
Newberg, Oregon

MAY 10-11, 1985

Team	Marathon	Decathlon	10,000 m	Discus	Long Jump	High Jump	Hammer	Steeplechase	Shot Put	10,000 m Walk	4 x 100 m Relay	1500 m	Javelin	100 m H.H	Triple Jump	400 m	Pole Vault	800 m	400 m I.H	100 m	200 m	5000 m	4 x 400 m Relay
GEORGE FOX COLLEGE	14	8	0	9	0	8	6	0	0	4	0	0	0	10	0	2	0	0	1	0	0	0	8
LEWIS & CLARK	0	4	5	13	13	15	25	32	38	48	56	56	56	56	56	56	64	74	74	82	82	96	1
STANTON BLVD	8	0	24	24	34	34	35	35	35	35	35	45	53	53	71	71	71	71	81	82	92	117	2
NORTHEAST NAZARENE	3	6	9	9	9	9	9	19	20	22	22	22	23	23	23	29	37	37	39	39	39	39	43
WILLAMETTE	0	0	0	0	0	0	0	0	0	0	0	0	0	0	0	0	0	0	0	0	0	0	0
SOUTHERN OREGON	6	0	6	30	20	34	34	34	52	54	58	64	64	72	74	74	84	84	90	90	90	90	90
WILLAMETTE	0	2	16	16	26	27	29	37	43	58	64	68	70	83	93	98	99	108	120	128	128	131	140

—

[illegible]

DISTRICT 2 TRACK & FIELD CHAMPIONSHIPS

COLCORD FIELD - NEWBERG, OREGON

MAY 10-11, 1985

MARATHON

February 23, 1985 --- Seaside, Oregon

MEN

1.	Dwight Larabee	GFC	2:37:26
	*Greg Miller	EOSC	2:43:10
2.	Bob Frost	LINFIELD	2:47:41
3.	Scott Martin	SOSC	2:48:41
4.	Dan Price	GFC	2:51:17
5.	John Oord	NNC	2:57:53
6.	Ron Richards	NNC	2:59:36
7.	Mark Young	NNC	3:04:02
8.	DeWayne Williams	NNC	3:09:41

*EOSC is not fielding a track team in 1985.

WOMEN

1.	Kathleen Welland	L&C	3:14:35
2.	Tammy Jarolinek	WOSC	3:23:57
3.	Laura Lewallen	L&C	3:28:48
4.	Katy Hannon	LINFIELD	3:29:00

1985 N.A.I.A. DISTRICT 2 DECATILON CHAMPIONSHIP --- APRIL 22-23, 1985 --- NORTHWEST NAZARENE COLLEGE, Nampa, IDAHO

		100 Meters	Long Jump	Shot Put	High Jump	400 Meters	110 Hurdles	Discus	Pole Vault	Javelin	1500 Meters	Final Score
Larry Conaway WOSC	t/d m p	11.1 780	22-7 6.88 796	36-10½ 11.24 548	1.98 840	52.5 699	15.4 807	117-11 35.94 603	10-10½ 3.31 618	167-0 50.90 645	3:01.8 399	6735
Keith Wigley GFC	t/d m p	11.3 733	20-¾ 6.10 626	34-3 10.44 492	1.88 751	54.5 621	15.9 757	102-11 31.36 504	12-3½ 3.74 739	168-9 45.34 569	4:49 465	6257
Mike Gilbert MNC	t/d m p	11.4 710	21-2½ 6.46 706	36-1½ 11.01 533	1.78 662	49.7 819	17.6 613	92-1½ 28.08 429	10-10½ 3.31 618	155-1 47.27 596	4:46.7 486	6172
Randy Coombs LAC	t/d m p	11.3 733	20-10 6.35 682	37-6 11.43 561	1.78 662	51.7 732	19.4 487	102-5 31.22 501	12-11 3.94 791	130-2 39.69 486	5:13.2 340	5975
Scott Healy WU	t/d m p	11.4 710	19-9½ 6.02 608	30-5½ 9.28 406	1.83 707	53.2 671	17.9 590	85-6 ¾ 26.08 382	12-3½ 3.74 739	150-7 45.90 576	4:44.2 499	5888
Scott Anderson JOSC	t/d m p	12.2 540	18-3 5.62 535	30-6½ 9.31 409	1.75 634	55.2 596	16.9 668	98-4½ 29.98 474	12-11 3.94 791	138-7 42.25 524	4:31.9 577	5748
Frank Wyborney MNC	t/d m p	11.7 643	18-5½ 5.62 519	44-6 ¾ 13.58 701	1.65 540	53.1 675	21.4 371	125-5 38.24 650	9-5½ 2.88 492	127-1 38.75 472	4:55 436	5499
Bug Edwards MNC	t/d m p	12.5 482	17-11 5.20 420	35-0 10.67 509	1.62 512	57.5 514	19.6 474	114-1 34.78 579	12-11 3.94 791	185-3 56.47 717	4:55.7 432	5430
Kevin Connors WU	t/d m p	11.4 710	19-7½ 5.97 597	WITHDRAWN								

1985 N.A.I.A. DISTRICT 2 HEPTATHLON CHAMPIONSHIP

NORTHWEST NAZARENE COLLEGE, NAMPA, IDAHO

APRIL 22-23, 1985

		100 m. Hurdles	High Jump	Shot Put	200 m. Meters	Long Jump	Javelin	800 Meters	Final Total
Petra Johnson LIN	c/d m p	15.7 675	4-8 1.42 635	25-9½ 7.86 435	25.6 795	16.4¾ 5.00 677	115-1 35.09 687	2:29.0 683	4587
Sharon Jansen NO	c/d m p	16.2 626	4-10½ 1.48 704	31-11½ 9.74 572	27.7 633	16-4¾ 5.00 677	103-6 31.57 626	2:30.7 664	4502
Lisa Jacobs L&C	c/d m p	15.5 695	5-¾ 1.54 770	26-6½ 8.09 433	28.5 578	15-1½ 4.61 581	84-¾ 25.61 516	2:38.6 583	4176
Shana Galloway NWC	c/d m p	17.7 499	4-5½ 1.36 564	23-2¾ 7.69 422	27.4 655	15-2¾ 4.64 588	70-4½ 21.45 431	2:40.9 560	3719
Sarah Lowell L&C	c/d m p	16.8 572	4-10½ 1.48 708	25 7.62 417	29.4 519	14-3¼ 4.35 515	73-¾ 22.27 449	2:49.0 487	3663
Sue Woolsey GRC	c/d m p	20.4 315	4-10½ 1.48 704	26-1¾ 7.97 443	30.6 449	14-2 4.32 507	85-9½ 26.14 527	2:58.3 410	3355

1985 DISTRICT CHAMPIONSHIPS

MNN

EVENT:	10000m	Time	
Place	Name	Ht./Dist.	School
1.	James Wyatt	31:47	Lin
2.	Paul Yunker	31:50	WU
3.	David Gilroy	31:54	WU
4.	Bob Frost	32:17	Lin
5.	Ray Whitlow	32:18	Lin
6.	Jeff Wilson	32:47	L&C
7.			
8.			

EVENT:	3000m STEEPLECHASE	Time	
Place	Name	Ht./Dist.	School
1.	John Oord	9:31.5	WSC
2.	James Edmark	9:32.7	WU
3.	Ken James	9:37.5	WOSC
4.	Duke Hitchhouse	9:42.0	L&C
5.	Ron Area	9:47.3	L&C
6.	Tom Geiger	9:52.2	L&C
7.			
8.			

EVENT:	DISCUS	Time	
Place	Name	Ht./Dist.	School
1.	Jim Parker	154-5	SOSC
2.	Deron Lord	153	L&C
3.	Nathan Whitham	151-5	GFC
4.	Randy Settell	150-4	SOSC
5.	Mike Watts	148-6	GFC
6.	Paul Maddox	145-7	GFC
7.			
8.			

EVENT:		Time	
Place	Name	Ht./Dist.	School
1.			
2.			
3.			
4.			
5.			
6.			
7.			
8.			

EVENT:	LONG JUMP		
Place	Name	Ht./Dist.	School
1.	Larry Conaway	22-4 3/4	WOSC
2.	Ravin Connors	22-3	WU
3.	Kelly Ferrenburg	21-10 1/2	Lin
4.	Dave Erickson	21-9 1/2	Lin
5.	Randy Folker	21-6	WU
6.	Ron Mobley	21-4	WOSC
7.			
8.			

EVENT:			
Place	Name	Ht./Dist.	School
1.			
2.			
3.			
4.			
5.			
6.			
7.			
8.			

EVENT:	HAMMER THROW		
Place	Name	Ht./Dist.	School
1.	Deron Lord	160-6	L&C
2.	Scott Polen	157-10	WOSC
3.	Nathan Whitham	156-4	GFC
4.	Larry Burris	151-11	WOSC
5.	Jim Gorman	151-9	WU
6.	Kyle Kobow	148-7	Lin
7.			
8.			

EVENT:			
Place	Name	Ht./Dist.	School
1.			
2.			
3.			
4.			
5.			
6.			
7.			
8.			

EVENT:	HIGH JUMP		
Place	Name	Ht./Dist.	School
1.	Joe Hill	6-8 1/2	SOSC
2.	Keith Wigley	6-5	GFC
3.	Larry Conaway	6-3	WOSC
4.	Shaun Granger	6-1	SOSC
5.	Pat Meyer	6-1	L&C
6.	Scott Healy	5-11	WU
7.			
8.			

EVENT:			
Place	Name	Ht./Dist.	School
1.			
2.			
3.			
4.			
5.			
6.			
7.			
8.			

1985 DISTRICT CHAMPIONSHIPS

MEN

EVENT: SHOTPUT

Place	Name	Time Ht./Dist.	School
1.	Randy Settell	53-1 $\frac{1}{4}$	SOSC
2.	Ivan Jim Parker	52-2 $\frac{1}{4}$	SOSC
3.	David Novotney	51-9	WU
4.	Mike Pressley	51-5 3/4	L&C
5.	Deron Lord	48-9 3/4	L&C
6.	Hank Wyborney	44-11 $\frac{1}{4}$	NWC
7.			
8.			

EVENT: 110m RH

Place	Name	Time Ht./Dist.	School
1.	Adolphus Onua	14.1	GFC
2.	Tim Rupp	15.0	SOSC
3.	Curtis Thorne	15.1	WU
4.	Tyler Graham	15.1	WU
5.	Bob DeVylde	15.3	WU
6.	Craig McKee	15.8	WU
7.			
8.			

EVENT: 10K WALK

Place	Name	Time Ht./Dist.	School
1.	Trent Jones	:51:19.6	L&C
2.	Randy Jacobs	:51:21.2	WU
3.	Jeff Kilday	:58:11.9	WU
4.	Dan Price	:59:40.8	GFC
5.	Mark Willaman	1:00:55.0	SOSC
6.	Troy O'Donnell	1:02:18.4	WU
7.			
8.			

EVENT: TRIPLE JUMP

Place	Name	Time Ht./Dist.	School
1.	Kevin Connors	47-3	WU
2.	Jeff Bowman	44-4 $\frac{1}{2}$	Lin
3.	John Prevadello	44-4	Lin
4.	Kale Marsters	43-7 $\frac{1}{2}$	Lin
5.	Shaun Granger	42-7 $\frac{1}{2}$	SOSC
6.	Scott Anderson	42-1	WOSC
7.			
8.			

EVENT: 4x100 RELAY

Place	Name	Time Ht./Dist.	School
1.		41.9	WOSC
2.		42.2	L&C
3.		43.2	WU
4.		43.9	SOSC
5.		45.3	NWC
6.			
7.			
8.			

EVENT: 400m

Place	Name	Time Ht./Dist.	School
1.	XXXXXXXXXX	XXXXXXXXXX	XXXX
2.	XXXXXXXXXX	XXXXXXXXXX	XXXX
3.	XXXXXXXXXX	XXXXXXXXXX	XXXX
4.			
5.			
6.			
7.			
8.			

EVENT: 1500m

Place	Name	Time Ht./Dist.	School
1.	Jesse Gore	3:53.8	Lin
2.	Brandt Lind	3:56.2	WOSC
3.	Dave Beck	3:58.0	SOSC
4.	Andy Mitchell	3:59.7	WU
5.	Mark Mohnen	4:00.2	WOSC
6.	Ken James	4:00.8	WOSC
7.			
8.			

EVENT: 800m

Place	Name	Time Ht./Dist.	School
1.	Tom Gaiger	1:53.7	L&C
2.	Rob MacGinnittie	1:53.8	WU
3.	John Mike McHugh	1:54.9	WOSC
4.	Brandt Lind	1:55.6	WOSC
5.	Mike Dixon	1:56.0	WOSC
6.	Steve Uomini	1:56.7	WU
7.			
8.			

EVENT: JAVELIN

Place	Name	Time Ht./Dist.	School
1.	Mike Keisur	219-10	WOSC
2.	Dave Wagner	212-4	Lin
3.	Eric Nelson	208-5	WOSC
4.	Doug Ladd	205-9	WOSC
5.	Brad Bales	201-8	WU
6.	Doug Edwards	199-1	NWC
7.			
8.			

EVENT: 400 IH

Place	Name	Time Ht./Dist.	School
1.	Dave Erickson	53.6	Lin
2.	Bob DeVylde	54.1	WU
3.	Tim Rupp	55.1	SOSC
4.	Tyler Graham	55.4	WU
5.	Scott Wallace	56.7	NWC
6.	Dave Driesner	57.8	GFC
7.			
8.			

1985 DISTRICT CHAMPIONSHIPS

MEN

EVENT: POLE VAULT		Time	
Place	Name	Ht/Dist.	School
1.	Kevin Taylor	14-6	SOSC
2.	Randy Coombs	13-10	L&C
3.	Mike Gilbert	13-6	NNC
3.	Doug Edwards	13-6	NNC
3.	Kelly Carter	13-6	WOSC
6.	Ken Helm	13-6	WU
7.			
8.			

TIE

EVENT: 400m		Time	
Place	Name	Ht/Dist.	School
1.	Karl Findling	48.5	WOSC
2.	Jim Fahey	49.1	WOSC
3.	Mike Gilbert	49.2	NNC
4.	Sid Elliott	49.3	WU
5.	Dawn Mason	49.5	GFC
6.	David Searce	49.7	WU
7.			
8.			

EVENT: 200m		Time	
Place	Name	Ht/Dist.	School
1.	Greg Will	21.9	Lin
2.	Torrae Harry	22.0	WOSC
3.	Tom Hall	22.1	L&C
4.	Karl Findling	22.2	WOSC
5.	Greg Beery	22.6	L&C
6.	Tim Biamont	22.7	WOSC
7.			
8.			

EVENT: 100m		Time	
Place	Name	Ht/Dist.	School
1.	Tom Mell	10.6	L&C
2.	Torrae Harry	10.6	WOSC
3.	Rich Torquato	10.7	WU
4.	Greg Beery	10.8	L&C
5.	Brian Gilstrap	10.9	WU
6.	Kelly Ferrenberg	11.0	Lin
7.			
8.			

EVENT: 5000m		Time	
Place	Name	Ht/Dist.	School
1.	Mike Friess	14:47.2	Lin
2.	Joe Alward	14:57.8	Lin
3.	James Wyatt	14:59.5	Lin
4.	David Gilroy	15:01	WU
5.	Paul Yunker	15:20	WU
6.	Bob Frost	15:22.2	Lin
7.			
8.			

EVENT: 4x400 RELAY		Time	
Place	Name	Ht/Dist.	School
1.		3:19.2	WOSC
2.		3:19.4	GFC
3.		3:22.7	WU
4.		3:24.0	NNC
5.		3:24.3	Lin
6.		3:24.3	L&C
7.			
8.			

EVENT:			
Place	Name	Ht/Dist.	School
1.			
2.			
3.			
4.			
5.			
6.			
7.			
8.			

EVENT:			
Place	Name	Ht/Dist.	School
1.			
2.			
3.			
4.			
5.			
6.			
7.			
8.			

EVENT:			
Place	Name	Ht/Dist.	School
1.			
2.			
3.			
4.			
5.			
6.			
7.			
8.			

EVENT:			
Place	Name	Ht/Dist.	School
1.			
2.			
3.			
4.			
5.			
6.			
7.			
8.			

1985 DISTRICT CHAMPIONSHIPS WOMEN

EVENT: 4x800 Relay				EVENT: SPRINT RELAY RELAY			
Place	Name	Time Hr/Min/Sec	School	Place	Name	Time Hr/Min/Sec	School
1.		10:50.0	WOSC	1.		1:50.8	UP
2.		10:57.7	L&C	2.		1:51.9	L&C
3.		11:16.0	WU	3.		1:54.2	WU
				4.		1:54.8	SOSC
				5.		1:55.5	L&C
				6.		1:55.8	WOSC
				7.			
				8.			

EVENT: WOMEN'S LONG JUMP				EVENT:			
Place	Name	Time Hr/Min/Sec	School	Place	Name	Time Hr/Min/Sec	School
	Mary Dodson	17-04	SOSC	1.			
	Sharon Jenner	16-11 3/4	WOSC	2.			
	Shelly Woodside	16-10	Lia	3.			
	Pam Patrick	15-10 3/4	SOSC	4.			
	Sandy Duchow	15-10 1/2	L&C	5.			
	Chris Chua	14-8 3/4	WNC	6.			
				7.			
				8.			

EVENT: 3,000m				EVENT:			
Place	Name	Time Hr/Min/Sec	School	Place	Name	Time Hr/Min/Sec	School
	Ann Manning	9:13.5	UP	1.			
	Clare Krill	9:48.5	UP	2.			
	Kara Cristofulli	10:00.4	WU	3.			
	Kristy Johnston	10:07.4	UP	4.			
	Mary Hillenkamp	10:23.0	UP	5.			
	Julie Mullin	10:27.9	UP	6.			
				7.			
				8.			

EVENT: DISCUS				EVENT:			
Place	Name	Time Hr/Min/Sec	School	Place	Name	Time Hr/Min/Sec	School
	Wanda Struska	120-3	L&C	1.			
	Paula Wittenberg	132-10	GFC	2.			
	Dabbie Garrison	127-10	SOSC	3.			
	Cyd McCormick	126-3	WOSC	4.			
	Paige Daugherty	118	L&C	5.			
	Tonia Myers	115	Pat	6.			
				7.			
				8.			

EVENT: 10,000m				EVENT:			
Place	Name	Time Hr/Min/Sec	School	Place	Name	Time Hr/Min/Sec	School
	Molly Ostlund	37:41.1	UP	1.			
	Marilyn Fishback	40:05.9	WU	2.			
	Jenny Sanders	40:21.1	WU	3.			
	Tammy Jarolinsk	41:26.3	WOSC	4.			
	Kathleen Vellard	41:49.8	L&C	5.			
	Krista Dineke	42:04.0	WU	6.			
				7.			
				8.			

1985 DISTRICT CHAMPIONSHIPS
WOMEN

EVENT: 4 X 100 RELAY				Time
Place	Name	Ht/Dist.	School	
1.		49.2	UP	
2.		49.7	Lin	
3.		50.2	WOSC	
4.		51.0	SOSC	
5.		51.6	WU	
6.		51.9	L&C	
7.				
8.				

EVENT: 100 HURDLES				Time
Place	Name	Ht/Dist.	School	
1.	Lisa Jacobs	15.3	L&C	
2.	Shelly Woodside	15.8	Lin	
3.	Sarah Lowell	15.9	L&C	
4.	Sharon Jensen	16.2	WOSC	
5.	Gina Walker	17.6	SOSC	
6.				
7.				
8.				

EVENT: 1500				Time
Place	Name	Ht/Dist.	School	
1.	Ann Manning	4:33.3	UP	
2.	Kristy Johnston	4:46.1	UP	
3.	Julia O'Leary	4:50.3	WOSC	
4.	Mary Hallenkamp	4:53.6	UP	
5.	Jane Mortensen	5:02.5	Lin	
6.	Kelli Cammack	5:03.8	WU	
7.				
8.				

EVENT: 400				Time
Place	Name	Ht/Dist.	School	
1.	Jeanette Blum	1:00.6	WU	
2.	Radona Howard	1:04.7	WOSC	
3.	Holly Duncan	1:06.5	NMC	
4.				
5.				
6.				
7.				
8.				

EVENT: SHOT				Time
Place	Name	Ht/Dist.	School	
1.	Paige Daugherty	44'3 1/4"	L&C	
2.	Allyson Kendall	40'7"	WOSC	
3.	Debbie Garrison	38'9 1/2"	SOSC	
4.	Robyn Mann	37'10 3/4"	L&C	
5.	Paula Wittenberg	37'8 1/2"	GFC	
6.	Vickie Hissong	37'3"	WOSC	
7.				
8.				

EVENT: 100				Time
Place	Name	Ht/Dist.	School	
1.	Sharon Wegenar	12.5	WOSC	
2.	Carrie Pizer	12.6	UP	
3.	Lisa Nichols	12.6	Lin	
4.	Cathy Buhler	12.6	UP	
5.	Cathy Seuell	12.7	WOSC	
6.	Shana Galloway	12.8	NMC	
7.				
8.				

EVENT: HIGH JUMP				Time
Place	Name	Ht/Dist.	School	
1.	Sue Woolsey	5'3"	GFC	
2.	Kathy Moore	5'2"	WILL	
3.	Lisa Hertz	5'0"	SOSC	
4.	Tisha Steimle	4'10"	L&C	
5.	Kathleen Kincheloe	4'10"	Lin	
6.	Sandy Duchow	4'10"	L&C	
7.				
8.				

EVENT: 800				Time
Place	Name	Ht/Dist.	School	
1.	Julie Blum	2:16.3	WU	
2.	Ann Manning	2:16.6	UP	
3.	Kathy Healey	2:19.7	WOSC	
4.	Kathryn O'Leary	2:20.3	WOSC	
5.	Lisa Sieverling	2:20.3	Lin	
6.	Megan Finaly	2:20.3	L&C	
7.				
8.				

EVENT: JAVELIN				Time
Place	Name	Ht/Dist.	School	
1.	Sandy Bean	152'9"	SOSC	
2.	Regina Norris	149'4"	Pac	
3.	Cyd McCormick	143'2"	WOSC	
4.	Debbie Barnhurst	141'7"	WOSC	
5.	Karen Carpenter	120'9"	NMC	
6.				
7.				
8.				

EVENT: 400 HURDLES				Time
Place	Name	Ht/Dist.	School	
1.	Petra Johnson	1:03.1	Lin	
2.	Ila Amos	1:04.7	SOSC	
3.	Linda Brock	1:05.8	UP	
4.	Lisa Jacobs	1:07.2	L&C	
5.	Sharon Jensen	1:08.6	WOSC	
6.	Melinda Carter	1:13.0	NMC	
7.				
8.				

1985 DISTRICT CHAMPIONSHIPS
WOMEN

EVENT:	5000	Time	
Place	Name	Ht/Dist.	School
1.	Clare Krill	16:58.8	UP
2.	Kara Crisifulli	17:30.0	WU
3.	Molly Ostlund	18:04.8	UP
4.	Julie Mullin	18:47.9	UP
5.	Laurie Underwood	19:31.0	L&C
6.	Jenny Sanders	19:32.7	WU
7.			
8.			

EVENT:		Time	
Place	Name	Ht/Dist.	School
1.			
2.			
3.			
4.			
5.			
6.			
7.			
8.			

EVENT:	200	Time	
Place	Name	Ht/Dist.	School
1.	Sharon Wegener	26.5	WOSC
2.	Carrie Pizer	26.6	UP
3.	Cathy Sevell	26.9	WOSC
4.	Cathy Buhler	27.1	UP
5.	Shana Galloway	27.2	NNC
6.	Laurie Hanson	NT	WOSC
7.			
8.			

EVENT:		Time	
Place	Name	Ht/Dist.	School
1.			
2.			
3.			
4.			
5.			
6.			
7.			
8.			

EVENT:	4 X 400 RELAY	Time	
Place	Name	Ht/Dist.	School
1.		3:59.4	Lin
2.		4:00.4	UP
3.		4:04.1	WOSC
4.		4:04.3	WU
5.		4:07.3	SOSC
6.			
7.			
8.			

EVENT:		Time	
Place	Name	Ht/Dist.	School
1.			
2.			
3.			
4.			
5.			
6.			
7.			
8.			

EVENT:		Time	
Place	Name	Ht/Dist.	School
1.			
2.			
3.			
4.			
5.			
6.			
7.			
8.			

EVENT:		Time	
Place	Name	Ht/Dist.	School
1.			
2.			
3.			
4.			
5.			
6.			
7.			
8.			

EVENT:		Time	
Place	Name	Ht/Dist.	School
1.			
2.			
3.			
4.			
5.			
6.			
7.			
8.			

EVENT:		Time	
Place	Name	Ht/Dist.	School
1.			
2.			
3.			
4.			
5.			
6.			
7.			
8.			

1985 DISTRICT CHAMPIONSHIPS
WOMEN

EVENT: 4 X 100 RELAY

Place	Name	Time Ht./Dist.	School
1.		49.2	UP
2.		49.7	Lin
3.		50.2	WOSC
4.		51.0	SOSC
5.		51.6	WU
6.		51.9	L&C
7.			
8.			

EVENT: 100 HURDLES

Place	Name	Time Ht./Dist.	School
1.	Lisa Jacobs	15.3	EEC
2.	Shelly Woodside	15.8	Lin
3.	Sarah Lowell	15.9	L&C
4.	Sharon Jensen	16.2	WOSC
5.	Gina Walker	17.6	SOSC
6.			
7.			
8.			

EVENT: 1500

Place	Name	Time Ht./Dist.	School
1.	Ann Manning	4:33.3	UP
2.	Kristy Johnston	4:46.1	UP
3.	Julie O'Leary	4:50.3	WOSC
4.	Mary Hillenkamp	4:53.6	UP
5.	Janet Mortensen	5:02.5	Lin
6.	Kelli Cammack	5:03.8	WU
7.			
8.			

EVENT: 400

Place	Name	Time Ht./Dist.	School
1.	Jeanette Blum	1:06.6	WU
2.	Radona Howard	1:04.7	WOSC
3.	Holly Duncan	1:06.5	NNC
4.			
5.			
6.			
7.			
8.			

EVENT: SHOT

Place	Name	Time Ht./Dist.	School
1.	Paige Daugherty	44' 3 3/4"	L&C
2.	Allyson Kendall	40' 7"	WOSC
3.	Debbie Garrison	38' 9 1/2"	SOSC
4.	Robyn Mann	37' 10 3/4"	L&C
5.	Paula Wittenberg	37' 8 1/2"	GFC
6.	Vickie Hissong	37' 3"	WOSC
7.			
8.			

EVENT: 100

Place	Name	Time Ht./Dist.	School
1.	Sheron Wegener	12.5	WOSC
2.	Carrie Pizer	12.6	UP
3.	Lisa Nichols	12.6	Lin
4.	Cathy Buhler	12.6	UP
5.	Cathy Sewall	12.7	WOSC
6.	Shana Galloway	12.8	NNC
7.			
8.			

EVENT: HIGH JUMP

Place	Name	Time Ht./Dist.	School
1.	Sue Woolecy	5' 3"	GFC
2.	Kathy Moore	5' 2"	Will
3.	Lisa Hertz	5' 0"	SOSC
4.	Tisha Steimle	4' 10"	L&C
5.	Kathleen Kincheloe	4' 10"	Lin
6.	Sandy Duchow	4' 10"	L&C
7.			
8.			

EVENT: 800

Place	Name	Time Ht./Dist.	School
1.	Julie Blum	2:16.3	WU
2.	Ann Manning	2:16.6	UP
3.	Kathy Healey	2:19.7	WOSC
4.	Kathryn O'Leary	2:20.3	WOSC
5.	Lisa Sieverling	2:20.3	Lin
6.	Megan Finaly	2:20.3	L&C
7.			
8.			

EVENT: JAVELIN

Place	Name	Time Ht./Dist.	School
1.	Sandy Bean	152' 9"	SOSC
2.	Regina Norris	149' 4"	Psc
3.	Cyd McCormick	143' 2"	WOSC
4.	Debbie Barnhurst	141' 7"	WOSC
5.	Karen Carpenter	120' 9"	NNC
6.			
7.			
8.			

EVENT: 400 HURDLES

Place	Name	Time Ht./Dist.	School
1.	Petra Johnson	1:03.1	Lin
2.	Ila Anos	1:04.7	SOSC
3.	Linda Brock	1:05.8	UP
4.	Lisa Jacobs	1:07.2	L&C
5.	Sharon Jensen	1:08.6	WOSC
6.	Melinda Carter	1:13.0	NNC
7.			
8.			

1985 DISTRICT CHAMPIONSHIPS

WOMEN

EVENT: 4x800 RELAY			EVENT: SPRINT MEDLEY RELAY		
Place	Name	Ht/Dist.	Place	Name	Ht/Dist.
1.		9:50.0	1.		1:50.8
2.		10:32.7	2.		1:51.9
3.		11:16.0	3.		1:54.2
			4.		1:54.8
			5.		1:55.5
			6.		1:55.6
			7.		
			8.		

EVENT: WOMEN'S LONG JUMP			EVENT:		
Place	Name	Ht/Dist.	Place	Name	Ht/Dist.
1.	Mary Dodson	17-0 1/2	1.		
2.	Sharon Jensen	16-11 3/4	2.		
3.	Shelly Woodside	16-10	3.		
4.	Pam Patrick	15-10 3/4	4.		
5.	Sandy Duchow	15-10 1/2	5.		
6.	Chris Chua	14-6 3/4	6.		
			7.		
			8.		

EVENT: 3,000m			EVENT:		
Place	Name	Ht/Dist.	Place	Name	Ht/Dist.
1.	Ann Manning	9:33.6	1.		
2.	Clare Krill	9:48.7	2.		
3.	Kara Crisifulli	10:04.4	3.		
4.	Kristy Johnston	10:08.4	4.		
5.	Mary Hillenkamp	10:23.6	5.		
6.	Julie Mullin	10:37.9	6.		
			7.		
			8.		

EVENT: DISCUS			EVENT:		
Place	Name	Ht/Dist.	Place	Name	Ht/Dist.
1.	Wanda Strutko	140-3	1.		
2.	Paula Wittenberg	132-10	2.		
3.	Debbie Garrison	127-10	3.		
4.	Cyd McCormick	126-5	4.		
5.	Paige Daugherty	118	5.		
6.	Torie Myers	115	6.		
			7.		
			8.		

EVENT: 10,000m			EVENT:		
Place	Name	Ht/Dist.	Place	Name	Ht/Dist.
1.	Molly Ostlund	37:41.1	1.		
2.	Marilyn Fishback	40:05.9	2.		
3.	Jenny Sanders	40:21.1	3.		
4.	Tammy Jarolinek	41:26.3	4.		
5.	Kathleen Welland	41:49.8	5.		
6.	Krista Dierks	42:04.0	6.		
			7.		
			8.		

(MEN)

Place	NAME	Time Ht/Dist.	School
1.	Randy Settel	53-5½	SOSC
2.	Dave Novotney	52-2	WU
3.	Mike Pressley	51-7½	L&C
4.	Kelly Highberger	51-3½	WOSC
5.	Todd Goergen	49-3/4	WU
6.	Deron Lord	48-8 3/4	L&C
7.	Hank Wyhorney	43-3 3/4	NNC
8.	Narban Whitham	40-2½	GF

Place	NAME	Time Ht/Dist.	School
1.	Loren Nasuoka	53.03.7	L&C
2.	Trent Jones	56.24	L&C
3.	Terry Howard	1:07:26.6	WOSC
4.	Rich Kokesh	1:08:28.1	WU
5.	Jim Kelly	1:12:49.6	WOSC
6.			
7.			
8.			

Place	NAME	Time Ht/Dist.	School
1.	WOSC	42.4 42.57	
2.	L&C	42.5 42.68	
3.	Lin	42.5 42.70	
	WU	43.3 43.52	
	GF	43.8 43.87	
6.	SOSC	44.5 44.47	
7.			
8.	WOSC-Mobley, Harry, Godier, Randle)		

Place	NAME	Time Ht/Dist.	School
1.	Mike Friess	3:56.2 3:56.48	Lin
2.	Lynn Purdue	3:57.7 3:57.98	WOSC
3.	Kevin Ball	3:59.0 3:59.39	GF
4.	Joe Alward	3:59.5 3:59.87	Lin
5.	Marty Donaldson	4:00.8 4:01.05	NNC
6.	Dan O'Leary	4:01.1	Lin
7.	Grey Pohl	4:03.0	WOSC
8.	Scott Ball	4:04.0	GF

Place	NAME	Time Ht/Dist.	School
1.	David Crume	46-8½	WU
2.	Kwadwo Bekoe	45-6½	WU
3.	Kent Toomb	44-6½	Lin
4.	Mark Lipke	43-9½	WU
5.	Brent Bingham	43-9½	SOSC
6.	Kip Carlson	41-11½	Lin
7.	Ken Stewart	41-6	GF
8.	Keith Wigley	41-4½	GF

MEET RESULTS (MEN)

WU	166	GF	79
WOSC	163	SOSC	47
L&C	115	NNC	38
Lin	103	Pac	0

(WOMEN)

Place	NAME	Time Ht/Dist.	School
1.	Kathy Sanders	150-10 (NR)	Lin
2.	Carol DeVencenzi	147-10	SOSC
3.	Cyd McCormick	147-1	WOSC
4.	Patty Smith	140-5	SOSC
5.	Regina Norris	138-3	Pac
6.	Karen Carpenter	120-2	NNC
7.	Bobby Page	112-11	SOSC
8.	Sandy Meredith	105-7	WU

Place	NAME	Time Ht/Dist.	School
1.	NNC	49.19 49.0 (NR)	NNC
2.	WU	49.37 49.2	WU
3.	WOSC	50.94 50.7	WOSC
4.	SOSC	50.95 50.8	SOSC
5.	GF	53.04 52.9	GF
6.	L&C	54.07 54.0	L&C
7.			
8.	(NNC-Galloway, Price, Johnson, Blythe)		

Place	NAME	Time Ht/Dist.	School
1.	Michelle Wentzel	4:42.50 4:42.1 (NR)	WOSC
2.	Ann Manning	4:43.98 4:43.7	UP
3.	Janet VanFleet	4:44.07 4:43.7	UP
4.	Cathy Hanss	4:46.71 4:47.4	L&C
5.	Susan Murray	4:46.90 4:47.7	L&C
6.	Jennifer Pade	4:49.55 4:49.3	UP
7.	Jennifer Nielson	4:54.48 4:54.2	WU
8.	Kristy Johnston	5:01.6	UP

Place	NAME	Time Ht/Dist.	School
1.	Sandy Stearns	15.32 15.2 (NR)	WOSC
2.	Gayle Roth	16.26 16.1	WU
3.	Michelle McArthur	16.34 16.2	L&C
4.	Karyn Bignell	16.46 16.2	NNC
5.	Debbie Hiron	16.74 17.0	WOSC
6.	Ila Amos	17.14 17.0	SOSC
7.	Kim Trinidad	17.47 17.4	WU
8.	Gina Walker	17.5	SOSC

Place	NAME	Time Ht/Dist.	School
1.	Paige Daugherty	45-10½ (NR)	L&C
2.	Molly Corrigan	40-11½	UP
3.	Allyson Kendall	40-7	WOSC
4.	Robin Mann	40-1	L&C
5.	Dana Jester	37-8½	WOSC
6.	Sandra McCartt	37-6½	WOSC
7.	Chris Suess	37-3½	WU
8.	Barb Crocker	36-7½	L&C

(WOMEN)

WU	154	GF	56
WOSC	132	SOSC	40
UP	103	Lin	32
NNC	73	Pac	2
L&C	62		

(MEN)

EVENT: 400 IH		Time		
Place	Name	Ht/Dist.	School	
1.	Bob DeVylde	55.20	55.2	WU
2.	Don Hicks	55.78	55.5	WU
3.	Shigemoto	56.77	56.5	L&C
4.	Rick Frisk	56.87	56.6	GF
5.	Tim Clark	57.66	57.7	L&C
6.	Randy Reason	57.87	57.8	Lin
7.	Don Codier		58.7	WOSC
8.	Scott Wallace		59.2	NNC

EVENT: 200		Time		
Place	Name	Ht/Dist.	School	
1.	Greg Will	21.97	21.9	Lin
2.	Tom Mell	22.08	22.0	L&C
3.	Torrae Harry	22.47	22.2	WOSC
4.	Carlos Gilyard	22.68	22.5	WU
5.	Ron Mobley	22.86	22.5	WPSC
6.	Brent Carbajal	22.91	22.8	L&C
7.	Dave Wagner	22.97	22.9	Lin
8.				

EVENT: POLE VAULT		Time		
Place	Name	Ht/Dist.	School	
1.	Mark Unicum	15-7 3/4 (NR)	NNC	
2.	Doug Edwards	14-0	NNC	
3.	Jim Corr	13-6	L&C	
4.	Dave Elkins	13-0	GF	
5.	Brian Venema	13-0	WOSC	
6.	Ken Helm	12-6	WU	
7.	John Lyttle	12-0	Lin	
8.				

EVENT: 5000		Time		
Place	Name	Ht/Dist.	School	
1.	Glen Giovannetti	14:52.8	Lin	
2.	Rich Groenendaal	15:03.6	WU	
3.	Frank Knight	15:06.4	WOSC	
4.	Robbie Wright	15:13.7	WU	
5.	Chris VanCauteeren	15:15.3	WOSC	
6.	Mike Friess	15:16.3	Lin	
7.	Jim Wyatt	nt	Lin	
8.	Greg Mackie	nt	WU	

EVENT: MILE RELAY		Time		
Place	Name	Ht/Dist.	School	
1.	WU	3:20.32	3:20.1	WU
2.	WOSC	3:21.8	3:21.5	WOSC
3.	NNC	3:24.55	3:24.2	NNC
4.	L&C	3:24.8	3:24.5	L&C
5.	Lin	3:29.59	3:29.3	Lin
6.	SOSC	3:30.14	3:30.0	SOSC
7.				
8.	WU (Johnson, Catalani, Elliott, Seearce)			

EVENT: MARATHON		Time		
1.	Jim Wyatt	2:31:07	Lin	
2.	Frank Knight	2:34:10	WOSC	
3.	Dwight Larabee	2:40:08	GF	
4.	Greg Mackie	3:31:35	WU	
5.	Bruce Booker	3:33:10	NNC	

(WOMEN)

EVENT: 440 LH		Time		
Place	Name	Ht/Dist.	School	
1.	Gayle Roth	64.71	64.6 (TiesR)	WU
2.	Nora Thompson	65.59	65.6	GF
3.	Michelle McArthur	68.79	68.5	L&C
4.	Ila Amos	69.02	68.8	SOSC
5.	Karyn Bignell		70.8	NNC
6.	Kari Olson		73.5	NNC
7.				
8.				

EVENT: 5000		Time		
Place	Name	Ht/Dist.	School	
1.	Clare Krill	17:37.2	UP	
2.	Kara Crisifulli	17:40.8	WU	
3.	Kathleen Keller	17:54.3	UP	
4.	Janet VanFleet	18:04.7	UP	
5.	Susan Murray	19:07.5	L&C	
6.	Nadine Price	19:08.7	Lin	
7.	Alicia Tilzey	19:47.1	NNC	
8.	Tammy Jarolimek	19:59.8	WOSC	

EVENT: MILE RELAY		Time		
Place	Name	Ht/Dist.	School	
1.	WU	4:03.56	4:03.3 (NR)	WU
2.	GF	4:07.81	4:07.6	
3.	WOSC	4:11.61	4:11.6	
4.	NNC	4:17.43	4:17.2	
5.	L&C		4:19.9	
6.	Lin		4:20.3	
7.				
8.	WU (Moland, Meredith, Slavich, Roth)			

EVENT: LONG JUMP		Time		
Place	Name	Ht/Dist.	School	
1.	Mary Robinson	17-1 1/2	SOSC	
2.	Sandy Stearns	17-0	WOSC	
3.	Gayle Roth	16-11 3/4	WU	
4.	Antonette Blythe	16-9 1/2	NNC	
5.	Pam Arens	16-2 1/2	WU	
6.	Sandy Duchow	15-9 1/2	L&C	
7.				
8.				

EVENT: DISCUS		Time		
Place	Name	Ht/Dist.	School	
1.	Paula Wittenberg	139-1 (NR)	GF	
2.	Diana Hill	127-6	WU	
3.	Dana Jester	127-2	WOSC	
4.	Paige Daugherty	125-9	L&C	
5.	Cyd McCormick	122-8	WOSC	
6.	Molly Corrigan	120-2	U of P	
7.	Robyn Mann	115-6	L&C	
8.	Marie Furlong	110-10	UP	

EVENT: MARATHON		Time		
1.	Nadine Price	3:06:47 (NR)	Lin	
2.	Tammy Jarolimek	3:18:47	WOSC	
3.	Kathleen Welland	3:23:01	L&C	
4.	Mary Helm	3:42:03	WU	
5.	Julie Massey	3:49:41	Lin	

1985 DISTRICT CHAMPIONSHIPS
WOMEN

EVENT: 5000				EVENT:			
<u>Place</u>	<u>Name</u>	<u>Time</u> <u>Ht/Dist.</u>	<u>School</u>	<u>Place</u>	<u>Name</u>	<u>Time</u> <u>Ht/Dist.</u>	<u>School</u>
1.	Clare Krill	16:58.8	UP	1.			
2.	Kara Crisifulli	17:30.0	WU	2.			
3.	Molly Ostlund	18:04.8	UP	3.			
4.	Julie Mullin	18:47.9	UP	4.			
5.	Laurie Underwood	19:31.0	L&C	5.			
6.	Jenny Sanders	19:32.7	WU	6.			
7.				7.			
8.				8.			

EVENT: 200				EVENT:			
<u>Place</u>	<u>Name</u>	<u>Time</u> <u>Ht/Dist.</u>	<u>School</u>	<u>Place</u>	<u>Name</u>	<u>Time</u> <u>Ht/Dist.</u>	<u>School</u>
1.	Sharon Wegener	26.5	WOSC	1.			
2.	Carrie Pizer	26.6	UP	2.			
3.	Cathy Seuell	26.9	WOSC	3.			
4.	Cathy Buhler	27.1	UP	4.			
5.	Shana Galloway	27.2	NNC	5.			
6.	Laurie Hanson	NT	WOSC	6.			
7.				7.			
8.				8.			

EVENT: 4 X 400 RELAY				EVENT:			
<u>Place</u>	<u>Name</u>	<u>Time</u> <u>Ht/Dist.</u>	<u>School</u>	<u>Place</u>	<u>Name</u>	<u>Time</u> <u>Ht/Dist.</u>	<u>School</u>
1.		3:59.4	Lin	1.			
2.		4:00.4	UP	2.			
3.		4:04.1	WOSC	3.			
4.		4:04.3	WU	4.			
5.		4:07.3	SO SC	5.			
6.				6.			
7.				7.			
8.				8.			

EVENT:				EVENT:			
<u>Place</u>	<u>Name</u>	<u>Time</u> <u>Ht/Dist.</u>	<u>School</u>	<u>Place</u>	<u>Name</u>	<u>Time</u> <u>Ht/Dist.</u>	<u>School</u>
1.				1.			
2.				2.			
3.				3.			
4.				4.			
5.				5.			
6.				6.			
7.				7.			
8.				8.			

EVENT:				EVENT:			
<u>Place</u>	<u>Name</u>	<u>Time</u> <u>Ht/Dist.</u>	<u>School</u>	<u>Place</u>	<u>Name</u>	<u>Time</u> <u>Ht/Dist.</u>	<u>School</u>
1.				1.			
2.				2.			
3.				3.			
4.				4.			
5.				5.			
6.				6.			
7.				7.			
8.				8.			

UP 143
WOSC 133
LC 93
WU 77
LIN 76
SO 62
GF 21
NNC 17
MNC 9

Oregon College Relays

3-9-85

Sun

MEN

Distance Medley 10:20.4

Young	Driesner	S. Ball	K. Ball
50.5	2:02 57.7	3:07.8 62.3	4:20.1 62.4
	64.3	64.1	66.6
		61.4	66.1
			65

4 x 800 8:13.6

Raan	Graham	S. Ball	K. Ball
1:59.6 59.1	2:08 61.1	1:59.8 58.0	2:06.2 57.9
60.5	66.9	61.8	68.3

5000	Gildehaus			
	14:59.7	72.6	71.0	74
		71.4	72.5	75
		71	72.6	74
		69.5	73.6	66
		4:44.5	4:49.5	4:49

1600m Relay 3:20.2

Onua	Driesner	Raan	Young
49.7	50.8	49.4	50.1

WOMEN

800	Peters	76.3
	2:33.7	77.4