

2000

### 2000 Media Guide

George Fox University Archives

Follow this and additional works at: [https://digitalcommons.georgefox.edu/athletics\\_baseball](https://digitalcommons.georgefox.edu/athletics_baseball)


---

#### Recommended Citation

George Fox University Archives, "2000 Media Guide" (2000). *Baseball*. 49.  
[https://digitalcommons.georgefox.edu/athletics\\_baseball/49](https://digitalcommons.georgefox.edu/athletics_baseball/49)

This Media Guide is brought to you for free and open access by the George Fox University Athletics at Digital Commons @ George Fox University. It has been accepted for inclusion in Baseball by an authorized administrator of Digital Commons @ George Fox University. For more information, please contact [arolfe@georgefox.edu](mailto:arolfe@georgefox.edu).

# Baseball



*George Fox  
University*



# Roster

No.	Name	B/T	Ht.	Wt.	Yr.	Pos.	Hometown (High School/Previous School)
1	Jeremiah Guidos	R/R	5-9	165	So.	IF	Tualatin, Ore./Portland State University
2	Stephen Donohue	R/R	5-10	185	Fr.	OF/SS	Gresham, Ore./Sam Barlow HS
3	Jason Schilperoort	R/R	6-0	175	Sr.	OF/P	Chehalis, Wash./W.F. West HS
4	Mike Piper	L/R	6-2	190	So.	OF	Seattle, Wash./University of Washington
5	Paul Gramenz	R/R	5-10	160	So.	SS	Sequim, Wash./Sequim HS
6	Jason Wieg	R/R	5-9	160	Sr.	OF/C	Shoreline, Wash./Shorecrest HS
7	Matt Petersen	R/R	5-10	160	So.	3B/SS	Eagle, Idaho/Eagle HS
8	Mitch Sheppler	R/R	5-10	150	Fr.	OF/RHP	Portland, Ore./Madison HS
9	Russell Johnston	R/R	5-8	165	Fr.	OF	North Bend, Ore./North Bend HS
10	Brian Newman	R/R	6-1	235	Jr.	1B	Bellingham, Wash./Pacific University
11	Mike Beck	R/R	6-1	175	Fr.	3B/RHP	Livermore, Calif./Granada HS
12	David Farrell	R/R	5-10	175	Sr.	2B	Tacoma, Wash./Foster HS
13	Brody Wilson	R/R	6-1	185	So.	RHP	Eugene, Ore./Sheldon HS
14	Paul Andrewjeski	L/L	5-11	165	Jr.	LHP	Vancouver, Wash./Mountain View HS
15	Damon Lorenz	L/L	6-2	190	Jr.	LHP/1B	Gaston, Ore./Chemeketa CC
16	Jake Johnson	L/L	6-1	185	Fr.	LHP/OF	Newberg, Ore./Newberg HS
17	Kevin Tucker	L/R	5-11	160	Fr.	2B	Forest Grove, Ore./Forest Grove HS
18	Adam Carlsen	R/R	6-0	180	So.	OF	Cannon Beach, Ore./Seaside HS
19	Garrett Bates	R/R	6-2	185	Sr.	OF	Tigard, Ore./Oregon State University
20	Kess Romano	R/R	6-1	185	Sr.	RHP	Vancouver, Wash./Mountain View HS
21	Matt Sievers	R/R	6-1	170	So.	RHP	Albany, Ore./West Albany HS
22	Aaron Bliss	R/R	6-1	180	Jr.	3B/SS	Hillsboro, Ore./Lower Columbia College
23	Dennis Linderman	R/L	6-3	170	So.	LHP	Tigard, Ore./Tigard HS
24	Ryan Alvis	R/R	6-0	195	Sr.	RHP	Kent, Wash./Seattle Christian HS
28	Derek Birley	R/R	6-3	225	Sr.	C	Battle Ground, Wash./Evergreen HS
30	Bryce Anderson	R/R	6-1	195	So.	C	Makawao, Hawaii/Seabury Hall HS
33	Eric Beasley	R/R	6-0	170	Sr.	RHP	The Dalles, Ore./The Dalles HS
36	Adam Lapp	R/R	6-5	200	So.	RHP	Forest Grove, Ore./Forest Grove HS
37	Richie Clausen	R/R	5-10	175	Fr.	OF	Anchorage, Alaska/Grace Christian HS
39	Michael Halverson	L/R	6-0	200	Fr.	C	Redmond, Wash./Eastlake HS
40	Carlos Stevenson	R/R	5-9	140	Fr.	2B	Eagle Point, Ore./Eagle Point HS
44	Kyle Langeliers	R/R	6-1	205	So.	1B	Pleasant Hill, Ore./Pleasant Hill HS

Head Coach: Pat Bailey   Assistant Coaches: Geoff Loomis, J.R. Reichenbach

# George Fox Baseball Quick Facts

### University Information

Location	Newberg, Oregon
Founded	1891
Denominational Affiliation	Evangelical Friends (Quaker)
Enrollment	2,432
President	Dr. David Brandt
Faculty Athletic Rep	Diane Wood
Switchboard Phone	(503) 538-8383

### Athletics Information

Nickname	Bruins
Colors	Navy Blue & Old Gold
National Affiliation	NCAA Division III, West Region
Conference (Years)	Northwest Conference (5th)
Director of Athletics	Craig Taylor
Office Phone	(503) 554-2911
Athletics Secretary	Patty Findley
Office Phone	(503) 554-2910
Athletics Trainer	Dale Isaak
Office Phone	(503) 554-2916
Athletics FAX	(503) 554-3864

*On the cover: senior pitcher Ryan Alvis*

*Small photo: senior second baseman David Farrell*

### Coaching Staff

Head Coach	Pat Bailey (Idaho '78)
Record at GFU (and overall)	111-51, 4 years
Office Phone	(503) 554-2914
Assistant Coaches	Geoff Loomis (Portland '94), J.R. Reichenbach

## Team Information

Home Field (capacity, dimensions)	Morse Field (250/L-340, LC-375, C-400, RC-370, R-335)
1999 Record	.32-8 (NWC 18-6, tied for 1st with Linfield)
Letterwinners Returning/Lost	10/14
Starting Lineup Returning/Lost	4/5
Starting Pitchers Returning/Lost	4/2

**Sports Information Office**

**Sports Information Office**

Sports Information Director	Blair Cash
Office Phone	(503) 554-2127
Home Phone	(503) 554-8067
Student Assistant SIDs	Brian Durick, John Felton, Bryan Williford
Office Phone	(503) 554-2139
Sports Information FAX	(503) 554-3830
Mailing Address	414 N. Meridian St. #6305, Newberg, OR 97132
E-mail	bcash@georgefox.edu
Web site	www.georgefox.edu

## Outlook

## New Style – Same Results?

With record-setting sluggers gone, the Bruins will rely on pitching and defense in 2000

Under fifth-year head coach Pat Bailey, the George Fox University Bruins have gotten used to winning seasons in baseball with four plus-.500 records in a row, and Bailey fully expects the 2000 campaign to be another successful one — albeit with a different style of ball.

The Bruins were a pitcher's worst nightmare in 1999, totally dominating the national batting statistics in their final NAIA season. In posting the second-highest batting average in the NAIA (.387), the team slugged 102 home runs, and with 12 triples and 118 doubles

to go along with the long ball, accumulated 1,017 total bases for a slugging percentage of .692. That figure was a new NAIA record, and was the third-highest mark in college baseball history — at any level! Only Jacksonville State University in 1977 (.703) and the University of Denver in 1981 (.697), both NCAA Division II teams at the time, had greater numbers.

The team averaged 12.3 runs per game, and had the NAIA's top four individuals in runs per game, the 1-2-4-5 hitters in hits per game, the 1-2-4-7 sluggers in home runs per game, the 1-3-5-8 RBI leaders, and the national doubles leader. Yet, despite all that

offense, the team's 32-8 record and Northwest Conference co-championship with Linfield, both 18-6 in the league, did not impress enough voters for the team to be ranked high enough in its

region to advance to postseason play. The record-setting season came to a disappointing conclusion.

Six of the nine members of the Bruins' "Murderers' Row" have graduated, and even the eternally-optimistic Bailey doesn't expect to

replace those kinds of numbers. "It was fun to watch those kids hit everything that was thrown at them," Bailey admits, "but we certainly don't expect that to happen again . . . We'll rely more on our pitching and defense than we had to last year."

Ah, yes, pitching and defense — the things that win ballgames. Virtually overlooked in the lineup's assault on the record books was the fact that Bruin pitchers posted a 4.19 earned run average, 11th-best in the nation. With only one significant loss to the staff, Bailey expects this year's mound corps to be the best he has ever had.

Defense was another story. The Bruins

fielded only .940, making 90 errors in 40 games, and the coaching staff's recruiting efforts in the off-season were geared toward shoring up the defense

## Pitching

Heading up the pitching staff is ace righthander **Kess Romano** (Sr., Vancouver, Wash.), who led the team with an 8-2 record, a 2.83 ERA, and 65 strikeouts in 86 innings. He will be followed in the rotation by righty **Ryan Alvis** (Sr., Kent, Wash.), who was 4-3 with a 5.53 ERA and 64 K's in 68.1 innings.

The Bruins will need a third starter for three-game conference series, and Bailey says that spot "will probably go to who's throwing well at the time." Top candidates for the slot are righthanders **Jason Schilperoort** (Sr., Chehalis, Wash.), who was 2-0 with a 3.00 ERA in 15 innings, and **Brody Wilson** (So., Eugene, Ore.), who went 3-2, 4.20 in 30 innings, and lefty **Paul Andrewjeski** (Jr., Vancouver, Wash.), who was 4-1 with a 3.69 ERA and 31 whiffs in 31.2 innings. **Matt Sievers** (So., Albany, Ore.) is an up-and-coming righty from the junior varsity team who throws everything with movement and might get a look in the rotation.

Righthander **Eric Beasley** (Sr., The Dalles, Ore.) has been the staff closer since his freshman year and posted another fine season in '99, saving a pair of games with a 2.40 ERA. Bailey likes southpaw transfer **Damon Lorenz** (Jr., Gaston, Ore./Chemeketa CC) in middle relief, and will also count upon rookie righties **Mike Beck** (Fr., Livermore, Calif.), **Mitch Sheppler** (Fr., Portland, Ore.), and **Adam Lapp** (So., Forest Grove, Ore.), who is coming off elbow surgery, to fill in the middle innings.



The Bruins will rely on pitchers such as sophomore Brody Wilson (3-2, 4.20 ERA) as their major strength in 2000.

# Outlook

Southpaw **Dennis Linderman** (So., Tigard, Ore.) could also get a look.

## Catching

### Derek Birley

(Sr., Battle Ground, Wash.), the Bruins' top returning hitter with a .436 average, 13 home runs and 50 RBI, moves behind the plate after seeing time at third last

year to replace departed All-NWC backstop Mark Tyler (.438, 18 hr, 71 RBI). He will be backed up by **Jason Wieg** (Sr., Shoreline, Wash.), who hit .250 in limited duty, and newcomers **Michael Halverson** (Fr., Redmond, Wash.) and **Bryce Anderson** (So., Makawao, Hawaii).

## Infield

Also gone from the infield, with Birley moving from third to catcher, are All-American first baseman Nate Barnett (.467, 22 hr, 76 RBI) and four-year starting shortstop Lance Gilmore (.343, 4 hr, 32 RBI). Only slick-fielding **David Farrell** (Sr., Tacoma, Wash.) returns as a starter at second base, bringing a .357 average and a "tough-out" reputation to the position. His backup will be prep First Team All-State selection **Kevin Tucker** (Fr., Forest Grove, Ore.).

**Paul Gramenz** (So., Sequim, Wash.) moves in as Farrell's double-play partner at short; he's untested, with only two at-bats last season, but Bailey says "athletically, he's the best I've had at that position." Juco transfer **Aaron Bliss** (Jr., Hillsboro, Ore./Lower Columbia College) is expected to improve the defense at third and provide a decent stick at the "hot corner." The battle for first base is a wide-open one among returnees **Kyle Langeliers** (So., Pleasant Hill, Ore.) and **Brian Newman** (Jr.,

Bellingham, Wash.), who both saw very limited duty last season, and newcomer **Jake Johnson** (Fr., Newberg, Ore.).



Senior Kess Romano

Beck, besides being a pitching candidate, brings good athletic ability to his role as a backup at third. Infield depth will come from **Jeremiah Guidos** (So., Tualatin,

Ore./Portland State University), **Matt Petersen** (So., Eagle, Idaho), and **Carlos Stevenson** (Fr., Eagle Point, Ore.).

## Outfield

Schilperoort, who hit .350 with 4 home runs and 29 RBI while playing in several spots, returns for his third year as a starter, taking over in center field for departed All-Conference flychaser Ryan Muñoz (.429, 6 hr, 33 RBI, 21 steals). All-Conference right fielder Ryan LaBreton (.403, 19 hr, 63 RBI) and left fielder Chad Hollabaugh (.345, 5 hr, 35 RBI) are gone, to be replaced by Oregon State University transfer **Garrett Bates** (Sr., Tigard, Ore.) in right and either Wieg or **Mike Piper** (So., Seattle, Wash.) in right. Bates was the Bruins' top hitter in fall practice, while Piper was a part-time starter as a freshman two years ago but transferred to the University of Washington, where he did not play ball, for a year before returning to George Fox.

**Russell Johnston** (Fr., North Bend, Ore.), one of the fastest players on the team, will be called upon often as an outfielder, as will Shepler when he is not on the mound. Johnson could also see time in the outfield, as could **Stephen Donohue** (Fr., Gresham, Ore.), **Adam Carlsen** (So., Cannon Beach, Ore.), and **Richie Clausen** (Fr., Anchorage, Alaska).

## Summary

"We had a 'Disneyland' offense last year — it was like some kind of fantasy," says Bailey. "No one, least of all me, expects that kind of power again, but we're still going to be pretty good offensively and score some runs. Oh, we'll hit some home runs — maybe between 40 and 60 this year — and I think we're capable of hitting .315-.350, but we'll try more 'team-oriented' things, like stealing bases, hit-and-runs, bunting to move runners up, things like that, to manufacture more runs.

"Almost our whole pitching staff is back. We only lost one pitcher who contributed a lot statistically — Mike Shear, who was 6-0, mostly in middle relief — but our top starters and relievers are all back. I really like our pitching.

"Our weakness last year was defense; it was one of the worst defensive teams I've ever had, and I know the defense cost us at least five games with errors late in the game. We will be much improved in the field this year and shouldn't give away games on fielding mistakes. Plus, a better defense gives our pitchers more confidence.

"Each year, our team captains — this year they're Schilperoort, Birley, Alvis, Romano, and Farrell — help the players come up with a slogan, some sort of 'mission statement.' This year, they came up with HEART, which stands for 'Hard work Every day Attains Respect Together.' I like that, and I think this attitude has really shown up in our practices. Some people may think that, because we lost so much offensive power, we won't be nearly as good, but this team could end up being pretty special. It's just a gut feeling I have, and I don't know exactly what that means — it may not necessarily translate into a better record — but the team chemistry this year seems very close, and together, they could achieve a lot. I'm very much looking forward to this season."

## 1999 in Review

# "Going! Going! Gone!"

Bruin batters bash record book en route to best season ever

Unless you were actually there to witness the destructive force of the George Fox University batting order in 1999, the numbers stagger the imagination:

- A .692 slugging percentage, tops in the NAIA and third-highest ever in college baseball – at any level!
- A record .387 batting average, second in the NAIA
- 12.3 runs per game, best in the nation
- New season records for runs (492), hits (569), doubles (118), home runs (102), and RBI (455)
- Five batters over .400, four in double figures in home runs
- The 1-2-3-4 NAIA leaders in runs scored, the 1-2-4-5 hitters in hits per game, the 1-2-4-7 sluggers in home runs per game, the 1-3-5-8 RBI leaders, and the national leader in doubles per game.
- 26 games with double-digit run

production, and four of them with 20 or more

- A 16-0 home record, the best ever for the Bruins at home

All that offense, coupled with a pitching staff that had the 11th-best ERA in the NAIA at 4.19, produced a 32-8 overall record, the best in team history, and a Northwest Conference co-championship at 18-6 with Linfield.

However, when Lewis-Clark State and The Master's College were the only regional independents to receive at-large bids to the NAIA playoffs, the Bruins' season came to a disappointing conclusion.

Individual honors abounded for the Bruins, even if national recognition for the team did not. Slugging first baseman Nate Barnett earned NAIA First Team All-American honors for the second time, the only Bruin ever to make First Team, while leading the nation in home runs (22) and RBI (76). Catcher



Senior Derek Birley

Mark Tyler was an Honorable Mention NAIA All-American and MVP of the Northwest Conference while leading the nation in doubles (21). Leadoff hitter and center fielder Ryan Muñoz led the nation in hits (75) and runs scored (62). Also earning All-Conference honors was right fielder Ryan LaBreton, who was second on the team with 19 home runs. All four batted over .400. On the mound, Kess Romano's 8-2 record and 2.83 ERA earned him All-NWC honors.

Honorable Mention All-Conference accolades went to shortstop Lance Gilmore, second baseman David Farrell, left fielder Chad Hollabaugh, designated hitter Jason Schilperoort, all .300 hitters, and pitcher Mike Shear, who posted a perfect 6-0 record.

Head coach Pat Bailey was honored as Northwest Conference "Co-Coach of the Year," the second time in three seasons he has been so honored, sharing the award with Scott Carnahan of league co-champion Linfield.

Truly it was a remarkable season, and one that seems unlikely to be surpassed by future George Fox teams, or any team, for that matter — but who knows? After all, records ARE made to be broken.

## 1999-2000 Players Returning/Leaving

### Top Returning Players

Derek Birley	C	Sr.	.436 BA, 13 HR, 14 2B, 50 RBI	
David Farrell	2B	Sr.	.357 BA, 25 RBI, .965 FLD%	NWC 1st Team 1998
Jason Schilperoort	RF	Sr.	.350 BA, 4 HR, 10 2B, 29 RBI	

### Top Returning Pitchers

Kess Romano	RHP	Sr.	8-2, 2.83 ERA, 86 IP, 65 SO, 22 BB
Ryan Alvis	RHP	Sr.	5-3, 5.53 ERA, 68 IP, 64 SO, 21 BB
Paul Andrewjeski	LHP	Jr.	5-1, 3.69 ERA, 32 IP, 31 SO, 19 BB, 2 SV

### Key Losses

Mark Tyler	C	Grad.	.438, 21 2B, 18 HR, 71 RBI, 61 runs	1999 NWC Player of the Year
Nate Barnett	1B	Grad.	.467, 22 HR, 16 2B, 76 RBI, 61 runs	1997 1st Team All-American
Ryan LaBreton	3B	Grad.	.403, 19 HR, 10 2B, 6 3B, 63 RBI	NWC 1st Team 1998
Ryan Muñoz	CF	Grad.	.429, 6 HR, 11 2B, 33 RBI, 21 SB	
Chad Hollabaugh	LF	Grad.	.345, 5 HR, 16 2B, 35 RBI, 43 runs	
Lance Gilmore	SS	Grad.	.343, 4 HR, 5 2B, 32 RBI, 29 runs	
Mike Shear	RHP	Grad.	6-0, 4.01 ERA, 42.2 IP, 30 SO, 24 BB	

### Top Newcomers

Garrett Bates	OF	Sr.	Transfer from Oregon State University
Aaron Bliss	3B-SS	Jr.	Transfer from Lower Columbia College
Damon Lorenz	LHP	Jr.	Transfer from Chemeketa Community College
Mike Piper	OF	So.	Transfer from University of Washington



## 1999 Statistics

## GEORGE FOX UNIVERSITY 1999 BASEBALL BATTING STATISTICS

PLAYER	AVG	G-S	AB	R	H	2B	3B	HR	RBI	TB	SLG%	BB	HBP	SO	OB%	SF	SH	SB-A
Nate Barnett *	.467	39-39	152	61	71	16	0	22	76	153	1.007	31	3	16	.559	2	0	5-5
Mark Tyler	.438	40-40	162	61	71	21	1	18	71	148	.914	21	6	18	.510	3	0	5-5
Derek Birley	.436	34-34	140	49	61	11	0	13	50	111	.793	13	6	17	.485	6	0	1-1
Ryan Muñoz *	.429	40-40	175	62	75	11	3	6	33	110	.629	19	5	16	.493	2	3	21-25
Ryan LeBreton	.403	40-40	149	61	60	10	6	19	63	139	.933	31	5	25	.516	1	0	7-8
David Farrell	.357	34-34	129	45	46	9	0	2	25	61	.473	19	4	14	.445	3	3	3-7
Jason Schilperoort	.350	36-34	117	40	41	10	1	4	29	65	.556	22	4	27	.456	4	2	3-5
Chad Hollabaugh *	.345	40-39	148	43	51	16	0	5	35	82	.554	17	5	26	.427	1	0	2-3
Lance Gilmore	.343	33-30	105	29	36	5	1	4	32	55	.524	11	2	27	.405	3	1	2-2
Ryan Mebust	.324	31-16	71	13	23	3	0	5	18	41	.577	5	1	15	.363	3	0	0-0
Matt Petersen	1.000	1-0	1	0	1	0	0	0	1	1	1.000	0	1	0	1.000	0	0	0-0
Paul Gramenz	.500	3-0	2	1	1	0	0	0	0	1	.500	0	0	0	.500	0	0	0-0
Sundar Cook	.333	25-11	54	16	18	3	0	2	13	27	.500	8	3	9	.439	1	0	0-0
Travis Tobin	.333	3-0	3	0	1	0	0	0	1	1	.333	0	0	0	.333	0	0	0-0
Rob Mills *	.286	9-1	14	1	4	2	0	1	1	9	.643	1	0	3	.333	0	0	0-0
Jason Wieg	.250	14-2	16	4	4	1	0	0	2	5	.313	1	1	3	.333	0	0	0-0
Brian Newman	.250	12-0	12	3	3	0	0	1	3	6	.500	4	2	5	.474	1	0	0-0
David Rasmussen	.143	13-0	7	0	1	0	0	0	0	1	.143	2	0	2	.333	0	1	0-0
Marcus Muñoz	.111	10-0	9	1	1	0	0	0	2	1	.111	0	0	4	.111	0	0	0-0
Jordan Green	.000	8-0	4	1	0	0	0	0	0	0	.000	0	0	2	.000	0	0	0-0
Kyle Langeliers	.000	2-0	0	1	0	0	0	0	0	0	.000	0	1	0	1.000	0	0	0-0
Ryan Alvis	.000	1-0	0	0	0	0	0	0	0	0	.000	0	0	0	.000	0	0	0-0
Kess Romano	.000	1-0	0	0	0	0	0	0	0	0	.000	0	0	0	.000	0	0	0-0
George Fox	.387	40	1470	492	569	118	12	102	455	1017	.692	205	49	229	.469	30	10	49-61
Opponents	.286	40	1372	241	392	58	10	32	206	566	.413	124	36	243	.358	10	13	39-46

LOB - GF 328, Opp 333. IBB - GF 2 (Barnett 1, Hollabaugh 1), Opp 2. PkO - Mebust 2, Cook 1, Farrell 1, Schilperoort 1.

\* bats left

## GEORGE FOX UNIVERSITY 1999 BASEBALL PITCHING STATISTICS

PLAYER	ERA	W-L	WL%	SV	G-S	CG	SH/C	IP	H	R	ER	BB	SO	HR	AB	Avg	WP	HB	BK
Kess Romano	2.83	8-2	.800	0	13-13	4	1/0	86.0	95	53	27	22	65	6	356	.267	6	4	0
Paul Andrewjeski *	3.69	4-1	.800	1	17-4	1	0/0	31.2	26	17	13	19	31	2	119	.218	4	6	0
Mike Shear	4.01	6-0	1.000	0	17-3	1	0/1	42.2	41	23	19	24	30	2	162	.253	4	11	0
Brody Wilson	4.20	3-2	.600	0	10-3	0	0/0	30.0	35	23	14	10	19	5	128	.273	1	3	0
Ryan Alvis	5.53	4-3	.571	0	13-10	2	1/1	68.1	98	69	42	21	64	9	308	.318	4	6	0
Eric Beasley	2.40	0-0	.000	2	12-0	0	0/1	15.0	15	5	4	4	8	0	58	.259	1	2	0
Travis Tobin	2.70	0-0	.000	0	4-0	0	0/0	3.1	4	4	1	2	2	1	15	.267	1	1	0
Jason Schilperoort	3.00	2-0	1.000	0	6-1	0	0/1	15.0	15	7	5	8	10	1	60	.250	0	2	0
Nate Barnett *	4.37	3-0	1.000	0	4-4	0	0/0	22.2	38	18	11	7	12	3	100	.380	2	0	2
Ryan LeBreton	10.80	0-0	.000	0	6-0	0	0/1	5.0	14	12	6	4	0	1	28	.500	3	1	0
Ryan Muñoz	12.86	2-0	1.000	0	3-2	0	0/1	7.0	11	10	10	3	2	2	33	.333	1	1	0
George Fox	4.19	32-8	.800	3	35	8	3/1	326.2	392	241	152	124	243	32	1372	.286	27	37	2
Opponents	12.23	8-32	.200	0	35	14	0/0	314.1	569	492	427	205	229	102	1470	.387	34	48	2

PkO - GF 3 (Alvis 1, Beasley 1, Barnett 1), Opp 3.

\* throws left

# GEORGE FOX UNIVERSITY 1999 BASEBALL FIELDING STATISTICS

PLAYER	C	PO	A	E	AVG	OP	SB-C	SB%	PB	CI
Brian Newman, if-of	20	18	2	0	1.000	1	-	-	-	-
Marcus Muñoz, 1b-of	8	8	0	0	1.000	1	-	-	-	-
Brody Wilson, p-of	8	4	4	0	1.000	0	2-1	.667	-	-
David Rasmussen, of	7	7	0	0	1.000	0	-	-	-	-
Paul Andrewjeski, p	6	3	3	0	1.000	1	5-0	1.000	-	-
Eric Beasley, p	5	2	3	0	1.000	0	1-0	1.000	-	-
Rob Mills, of	4	4	0	0	1.000	0	-	-	-	-
Paul Gramenz, ss	3	1	2	0	1.000	0	-	-	-	-
Matt Petersen, ss	3	0	3	0	1.000	0	-	-	-	-
Jordan Green, of-ss	2	2	0	0	1.000	0	-	-	-	-
Travis Tobin, 3b-p	1	0	1	0	1.000	0	2-0	1.000	-	-
Kyle Langeliers, of	1	1	0	0	1.000	0	-	-	-	-
Nate Barnett, 1b-p	327	296	24	7	.979	22	0-0	.000	-	-
Mark Tyler, c	242	219	16	7	.971	0	35-7	.833	7	2
David Farrell, if	170	67	97	6	.965	17	-	-	-	-
Kess Romano, p	28	10	17	1	.964	0	8-3	.727	-	-
Jason Wieg, c	25	22	2	1	.960	0	4-0	1.000	1	0
Ryan Muñoz, of-p	71	61	6	4	.944	0	1-0	1.000	-	-
Jason Schilperoort, of-p	52	41	8	3	.942	0	1-0	1.000	-	-
Sundar Cook, 2b-1b	70	29	35	6	.914	9	-	-	-	-
Lance Gilmore, if-of	132	53	66	13	.902	17	-	-	-	-
Ryan LeBreton, of-if	129	66	48	15	.884	6	-	-	-	-
Chad Hollabaugh, of	41	34	2	5	.878	0	-	-	-	-
Mike Shear, p	8	1	6	1	.875	0	4-0	1.000	-	-
Derek Birley, 3b	123	28	76	19	.846	6	-	-	-	-
Ryan Alvis, p	12	2	8	2	.833	0	15-3	.833	-	-
Ryan Mebust, ss-of	0	0	0	0	.000	0	-	-	-	-
<b>George Fox</b>	<b>1498</b>	<b>979</b>	<b>429</b>	<b>90</b>	<b>.940</b>	<b>30</b>	<b>39-7</b>	<b>.848</b>	<b>8</b>	<b>2</b>
<b>Opponents</b>	<b>1324</b>	<b>916</b>	<b>342</b>	<b>66</b>	<b>.950</b>	<b>23</b>	<b>49-12</b>	<b>.803</b>	<b>15</b>	<b>0</b>



**2000 George Fox Baseball Team**

*Top row, left to right:* Aaron Bliss, Derek Birley, Mike Piper, Kess Romano, Dennis Linderman, Adam Lapp, Garrett Bates, Damon Lorenz, Matt Sievers, Brian Newman, Kyle Langeliers. *Middle row, left to right:* Pat Bailey (head coach), Michael Halverson, Eric Beasley, Brody Wilson, Jason Schilperoort, Mike Beck, Ryan Alvis, Bryce Anderson, Jacob Johnson, Adam Carlsen, Paul Andrewjeski, Geoff Loomis (assistant coach). *Bottom row, left to right:* Mitch Shepler, Richie Clausen, Kevin Tucker, Stephen Donohue, Jeremiah Guidos, Paul Gramenz, David Farrell, Matt Petersen, Jason Wieg, Carlos Stevenson, Russell Johnston.



## 1999 Results

## 1999 Baseball Results

DATE	OPPONENT	W/L	SCORE	GFU PITCHER OF RECORD
2/20	at Portland	W	7-6	Alvis 1-0
2/26#	at Lewis-Clark State	L	6-13	Alvis 1-1
2/26#	vs. Albertson	L	6-7	Andrewjeski 0-1
3/5*	at Lewis & Clark	W	7-1 (8)	Alvis 2-1
3/5*	at Lewis & Clark	W	17-4	Romano 1-0
3/6	Central Washington	W	21-4	Barnett 1-0
3/6	Central Washington	W	14-13	R. Muñoz 1-0
3/7	Western Oregon	W	9-7	Schilperoort 1-0
3/7	Western Oregon	W	10-3	Andrewjeski 2-0
3/14!	Whitman	W	13-5	Barnett 2-0
3/14!	Whitman	W	19-7	Romano 2-0
3/15*	Whitman	W	24-12	Shear 1-0
3/18	Concordia-Portland	W	6-0	R. Muñoz 2-0
3/20+	at California Lutheran	W	14-4	Andrewjeski 2-1
3/20+	at La Verne	W	9-8	Wilson 1-0
3/21+	vs. Pacific (at Occidental)	W	15-4	Barnett 3-0
3/21+	vs. Whittier(at La Verne)	W	18-4	Shear 2-0
3/28!	Willamette	L	5-11	Alvis 2-2
3/28!	Willamette	L	6-8	Romano 2-1
4/1*	at Willamette	W	15-9	Shear 3-0
4/2*	Pacific Lutheran	W	11-3	Romano 3-1
4/3*	Pacific Lutheran	W	6-0	Alvis 3-2
4/3*	Pacific Lutheran	W	19-6	Wilson 2-0
4/6*	Lewis & Clark	W	16-4	Romano 4-1
4/8*	at Linfield	L	5-6 (10)	Wilson 2-1
4/11*	at Linfield	L	1-10	Romano 4-2
4/12*	Linfield	W	15-2	Wilson 3-1
4/14	at Western Oregon	W	16-8	Schilperoort 2-0
4/17*	Pacific	W	12-2	Romano 5-2
4/17*	Pacific	W	8-6	Shear 4-0
4/18*	at Pacific	W	10-7	Andrewjeski 3-1
4/24*	at Puget Sound	L	1-8	Alvis 3-3
4/24*	at Puget Sound	W	22-0	Romano 6-2
4/25*	at Puget Sound	L	12-18	Wilson 3-2
5/2	California State-Hayward	W	16-7	Romano 7-2
5/2	California State-Hayward	W	15-9	Andrewjeski 4-1
5/3	California State-Hayward	W	14-6	Shear 5-0
5/7*	at Whitworth	W	12-1	Romano 8-2
5/8*	at Whitworth	W	19-2	Shear 6-0
5/8*	at Whitworth	W	21-6	Alvis 4-3

\* Northwest Conference game # Lewis-Clark State Tournament, Lewiston, Idaho  
 + California Invitational Tournament ! at Quinlan Field, The Dalles, Ore.



Senior Eric Beasley

1999 All-Northwest  
Conference Team

First Team Pos.	Name	School	Yr.
1B	Nate Barnett	George Fox	Sr.
2B	Jay Chennault	Pacific Lutheran	Jr.
3B	Mitch Gregg	Willamette	Sr.
SS	Garet Luebbert	Willamette	Jr.
OF	Jeff Scott	Linfield	Sr.
OF	Ryan Muñoz	George Fox	Sr.
OF	Ryan LeBreton	George Fox	Sr.
OF	Nate Lynch	Whitworth	Jr.
C	Mark Tyler	George Fox	Sr.
C	Curt Musser	Linfield	Sr.
UT	Nik Lubisich	Willamette	So.
DH	Ryan Hubka	Linfield	Sr.
P	Tim Roupp	Linfield	Sr.
P	Kess Romano	George Fox	Jr.
P	Brian Farman	Pacific Lutheran	So.
P	Nik Lubisich	Willamette	So.

**MVP** Mark Tyler, C George Fox Sr.

**Coach of the Year (tie)** Pat Bailey, George Fox  
 Scott Camahan, Linfield

## GFU Honorable Mention selections:

2B	David Farrell	Jr.
SS	Lance Gilmore	Sr.
OF	Chad Hollabaugh	Sr.
DH	Jason Schilperoort	Jr.
P	Mike Shear	Sr.

1999 Final Northwest  
Conference Standings

	NWC			Overall	
	W-L	Pct.	GB	W-L	Pct.
George Fox	18-6	.750	-	32-8	.800
Linfield	18-6	.750	-	24-15-1	.615
Willamette	16-8	.667	2	21-17	.553
Pacific Lutheran	13-11	.542	5	22-20	.524
Whitworth	13-11	.542	5	17-25	.405
Puget Sound	9-15	.375	9	10-26	.278
Pacific	8-15	.348	9 1/2	16-21	.432
Whitman	6-17	.261	11 1/2	9-26	.257
Lewis & Clark	6-18	.250	12	11-24	.314

## Coaches

## Guiding Lights...

## Pat Bailey

In just four years, Pat Bailey, the 1999 Northwest Conference Co-Coach of the Year, has established himself as one of the brightest new stars in the college coaching ranks.

With four straight winning records of 25-16, 29-14, 25-13, and last year's 32-8, Bailey has a career record of 111-51, a .685 winning percentage, the best of anyone ever to coach the Bruins. His teams were Northwest Conference runner-ups in 1996 and 1998, conference champions in 1997, and last season tied for the league championship with Linfield.



In 1997, Bailey was named Northwest Conference Coach of the Year after guiding the Bruins to their eighth conference or district title in a 10-year span. Several of his players have received all-conference and all-district honors, and last year, first baseman Nate Barnett became his first NAIA First Team All-American.

Bailey took over the Bruin program immediately after guiding West Linn High School into the Oregon Class 4A state championship game. At West Linn, his teams advanced to the Class 4A

state playoffs seven times and in his final season were edged 2-1 in the 1995 state championship game.

Four times Bailey was named Three Rivers League Coach of the Year. He was at West Linn for 10 years as head baseball coach and assistant football coach. His baseball teams won five league titles and reached the Oregon semifinals in 1989, 1991 and 1995. From 1989 to 1995, his combined record as a high school and American Legion baseball coach was 315-105 (.750).

Prior to West Linn, Bailey taught and coached at Willamette High School in Eugene, Ore., for three years. He has worked at various baseball camps, and served as a pitching coach at the University of Portland in 1992.

"George Fox really matches up with me personality-wise and philosophically," says Bailey. "As a coach, I want to make sure every kid is making the most of his God-given talent. I want them to be a class act in the classroom and the community. I want the kids to match the school and my personality. I stress to my team that we're a family. Family members are more important than themselves. If you're going to be a leader, you must be a servant first."

Bailey is a 1974 graduate of Moscow High School in Idaho, where he played football, basketball and was the baseball team's MVP. He earned two letters in baseball at North Idaho College in Couer d'Alene, Idaho, then two more as a starting outfielder and team captain during his senior season at the University of Idaho. He continued playing semiprofessionally until age 28.

In 1978, Bailey completed his business education degree, and earned a master of education degree in educational administration from the University of Oregon in 1983.

At West Linn, Bailey was also a business instructor, and in 1994 was named to

Who's Who Among America's Outstanding High School Teachers. In 1995, he was one of 30 outstanding educators honored with a 1995 Education Excellence Award, given by Associated Oregon Industries.

At George Fox, Bailey is also associate director of athletics and a teacher in the department of health and human services.

Bailey and his wife, Susan, live in Newberg with their children, Alex, 16, and Ann, 13.

Pat Bailey's  
Coaching Ledger

Year	Team	W	L	Pct.
1982*	Willamette HS	18	11	.620
1983	Willamette HS	15	13	.536
1984	Willamette HS	13	13	.500
<b>Willamette HS Totals</b>		<b>46</b>	<b>37</b>	<b>.554</b>
1985	West Linn HS	16	11	.593
1986	West Linn HS	7	19	.269
1987	West Linn HS	12	14	.462
1988	West Linn HS	14	12	.538
1989***	West Linn HS	19	11	.633
1990*	West Linn HS	20	6	.769
1991***	West Linn HS	21	8	.724
1992	(asst. coach, University of Portland)			
1993*	West Linn HS	21	5	.808
1994**	West Linn HS	23	5	.821
1995****	West Linn HS	24	6	.800
<b>West Linn HS Totals</b>		<b>177</b>	<b>97</b>	<b>.646</b>
1996 !	George Fox	25	16	.610
1997 !!	George Fox	29	14	.674
1998 !	George Fox	25	13	.658
1999 !!!	George Fox	32	8	.800
<b>George Fox Totals</b>		<b>111</b>	<b>51</b>	<b>.685</b>

\* Reached Oregon Class 4A state tournament first round

\*\* Reached Oregon Class 4A state tournament quarter-finals

\*\*\* Reached Oregon Class 4A state tournament semi-finals

\*\*\*\* Reached Oregon Class 4A state tournament championship game

! Northwest Conference runner-up

!! Northwest Conference champion

!!! Northwest Conference co-champion

## Coaches

### Geoff Loomis

1992 Pacific-10 Northern Division



Player of the Year  
Geoff Loomis is in his fifth year on the George Fox staff as an assistant coach.

He was the  
University of

Portland's MVP in 1992 and was drafted by the Oakland Athletics organization. He played two seasons for the Southern Oregon Athletics and was team MVP in 1993.

A third baseman, he was a two-time first-team All-Pacific-10 Northern Division selection. His .376 career batting average set a school record at UP; as did his 80 hits, 22 doubles and 33 extra base hits in a season. At UP, he played under Pat Bailey during Bailey's one-year stint as assistant coach.

Loomis had a stellar prep career at Oregon City High School, where he was named 1989 first team Class 4A all-state and Player of the Year in the Three-Rivers League. He had a .610 batting average and led the state with 57 RBI.

Loomis earned a bachelor's degree in marketing and management from Portland in 1994 and a master of arts degree in teaching from Pacific University in 1997. He currently teaches business education at David Douglas High School in Portland. He and his wife, Anna, live in Wilsonville.

### J.R. (Jim) Reichenbach

Former Cleveland High School and



Portland State  
University player Jim Reichenbach begins his third season with George Fox's outfielders.

The assistant  
coach was a two-time all-city selection at Cleveland and set the school RBI

record with 53. He graduated in 1987 and played at Portland State for two seasons.

He has coaching experience at Cleveland High and with Newberg's American Legion and Babe Ruth teams.

He currently works with the JUGS pitching machine company in Tualatin. He and his wife, Diane, have three children, Katrina, Nathaniel, and Andrew. They live in Newberg.

### Background on the Bruin Nickname

George Fox's Bruin nickname comes from a real bear captured in 1887 just two years after Pacific Academy (the University's predecessor) was established. The small cub was found in the Coast Range foothills west of Carlton when its mother was shot. The young cub was brought to campus by a student and later lived with a faculty member.

When it grew to adulthood, it was kept in a pit in Hess Creek Canyon south of the campus. It escaped one too many times and was turned into steak for the dining table and the hide preserved on a frame and displayed in an early campus museum. When the hide deteriorated several years later, it was taken to a campus furnace room to be destroyed, but the framework proved a problem in dismantling so it was left sitting in a corner.

Students found the old Bruin skin later and began skirmishes over ownership, a tradition that continues today. "Bruin Junior," a replica, under a set of guidelines passed down for years, is fought over periodically in class competition, with the class able to physically drag the Bruin replica off campus declared the rightful owner until next "flashed."



Even with the Bruin tradition, somewhere along the line, the "Quaker" tag for athletic teams came into popularity with sportswriters because of the University's church affiliation, and that nickname was used, along with the mascot "Foxy George," a little fox with a Quaker hat. Both gained acceptance for a period in the 1950s and 1960s until a vote of faculty, students and administration in 1970 reinstated the Bruin nickname to its rightful place.

## Players

## 24 Ryan Alvis

Pitcher • R/R • 6-0 • 195 • Senior  
Kent, Washington • Seattle Christian HS

## Career Stats

## Pitching

Year	GP	IP	W	L	SV	H	R	ER	BB	SO	SH	ERA
1997	8	31.1	2	1	0	34	25	11	17	20	0	3.16
1998	11	57.1	6	2	2	47	25	14	24	49	1	2.20
1999	13	68.1	4	3	0	98	69	42	21	64	1	5.53
Career	32	157.0	12	6	2	179	119	67	62	133	2	3.84



**GEORGE FOX:** Hard thrower with 85-89 miles-per-hour fastball...Has matured into a candidate for staff ace...One of hardest workers on team and a spiritual leader...Appears set for an outstanding senior campaign after struggling through an off-season last year compared to first two

years...**1999:** Went 4-3 with 5.53 ERA...Was second on the team in starts (10), complete games (2), innings (68.1), and strikeouts (64)...Struck out nine in complete-game five-hit shutout of Pacific Lutheran...Went the route, allowing one run with seven K's vs. Lewis & Clark...Allowed one unearned run in seven innings of win over Whitworth...Went 5.2 innings with five strikeouts and no earned runs to earn win in relief vs. Division I Portland...Struck out eight in 5.1 relief innings vs. Willamette...**1998:** Honorable Mention All-Northwest Conference...Best ERA in NWC...Struck out seven in 15-2 win over Linfield...**1997:** Defeated Concordia 6-4 in first varsity game (nine innings).

**SEATTLE CHRISTIAN:** Nisqually League first-team catcher and pitcher...Nisqually League MVP runner-up...Team captain...Golden Glove infielder...Lettered in football and basketball.



Senior Ryan Alvis

## 30 Bryce Anderson

Catcher • R/R • 6-1 • 195 • Sophomore  
Makawao, Hawaii • Seabury Hall HS



**GEORGE FOX:** Will provide depth for catching corps this season...Needs only experience to be a contributor.

**SEABURY HALL HS:** Earned four varsity letters...Also played volleyball and basketball.

## 14 Paul Andrewjeski

Pitcher • L/L • 5-11 • 165 • Junior  
Vancouver, Washington • Mountain View HS

## Career Stats

## Pitching

Year	GP	IP	W	L	SV	H	R	ER	BB	SO	SH	ERA
1998	5	4.0	0	0	0	6	4	4	4	7	0	9.00
1999	17	31.2	4	1	1	26	17	13	19	31	0	3.69
Career	22	35.2	4	1	1	32	21	17	23	38	0	4.35



**GEORGE FOX:** Lefty with outstanding stuff when all three of his pitches are working...Strong candidate to nail down the No. 3 spot in the rotation...**1999:** Went 4-1 with 3.69 ERA, second-best on the team...Tied for team lead in appearances (17), with four starts...Best strikeouts-per-

inning ratio on the team (8.83 per 9)...Went the distance, allowing five hits and two earned runs with eight K's to beat Western Oregon...Allowed no runs in 2.2 innings vs. Cal State-Hayward and 3.1 innings vs. Pacific to pick up relief wins...Saved win over Whitman with 3.2 innings of two-hit ball, allowing one run while striking out five...**1998:** Appeared in five games.

**MOUNTAIN VIEW HS:** Class 3A all-state honorable mention...First-team All-Greater St. Helens League...Team captain...All-Academic Team.

## Players

## 19 Garrett Bates

Outfield • R/R • 6-2 • 185 • Senior

Tigard, Oregon • Tigard HS • Oregon State University



**GEORGE FOX:** Transfer from Oregon State who is expected to nail down right-field job...Lanky outfielder with line-drive power...Led all batters in average in fall practice.

**OREGON STATE:** Earned two letters under former George Fox coach Pat Casey.

**TIGARD HS:** First Team All-League and All-State 4A as a senior...Played in State-Metro All-Star Series in '95, where Pat Bailey was his coach on the Metro team...Three varsity letters...Also lettered twice in basketball and once in soccer.

## 33 Eric Beasley

Pitcher • R/R • 6-0 • 170 • Senior

The Dalles, Oregon • The Dalles HS

## Career Stats

## Pitching

Year	GP	IP	W	L	SV	H	R	ER	BB	SO	SH	ERA
1997	12	19.1	2	1	0	20	20	6	7	15	0	2.79
1998	16	19.0	0	1	3	26	16	12	8	14	0	5.68
1999	12	15.0	0	0	2	15	5	4	4	8	0	2.40
Career	40	53.1	2	2	5	61	41	22	19	37	0	3.71



**GEORGE FOX:** Primary closer for three years...Very effective against right-handed hitters...Throws running fastball in 80-84 mph range, slider, and change-up with sidearm delivery...Very mature and focused...**1999:** Recorded team-high 2 saves with 2.40 ERA...Pitched two perfect

innings for a save vs. Pacific...Second save also vs. Pacific with one inning of one-hit shutout ball...Fanned two in one inning vs. Concordia...**1998:** Led team in games pitched with 16...Earned saves against No. 2-ranked Lewis-Clark State, Central Washington and Concordia-Irvine...**1997:** As closer, won games against Central Washington and Western Oregon...Second-best ERA on team.

**THE DALLES HS:** Second-team All-Tri-Valley League pitcher.

## 11 Mike Beck

Pitcher/Third Base • R/R • 6-1 • 175 • Freshman

Livermore, California • Granada HS



**GEORGE FOX:** Expected to see work in middle relief as a rookie...All-around athlete who can also handle a glove at third...Should be a major contributor before his career is through.

**GRANADA HS:** All-East Bay Athletic League Designated Hitter as a

junior...Earned two varsity letters...Also played basketball, football, and soccer.

## 28 Derek Birley

Catcher • R/R • 6-3 • 225 • Senior

Battle Ground, Washington • Evergreen HS • Centralia College

## Career Stats

## Hitting

Year	AB	R	H	2B	3B	HR	RBI	BA	SB/A	BB	SO	E
1999	140	49	61	11	0	13	50	.436	1-1	13	17	19



**GEORGE FOX:** Will move into backstop position after handling third base last year...Brings tough-minded attitude to everything he does...Bailey calls him the hardest-working player in his 20 years of coaching...Signed originally with Portland State, and turned down several NCAA

Division I scholarship offers to join the Bruins when PSU dropped baseball...This year's main home run threat...Hits for power and average and rarely strikes out...His bat makes him a pro prospect...**1999:** One of five Bruins to hit over .400 with third-best mark on the team at .436...Added 13 home runs to school-record 102...Posted .793 slugging percentage...Recorded 18 multiple-hit games, with four hits four times, three hits four times...Went 4-5 twice vs. Pacific, with a home run and five RBI in one game...Went 14-22 (.636) with three doubles, three home runs, eight runs scored and 10 RBI in four games to win MVP honors in California Invitational Tournament...3-5 with four RBI vs. Central Washington...Also had three-RBI games vs. Cal State-Hayward, Whitman, and Western Oregon.

**CENTRALIA:** First-team all-Northwest Athletic Association of Community Colleges (NWAACC) Western Division in 1998.

**EVERGREEN HS:** Second-team all-Greater St. Helens League...Second-team all-state football quarterback.

## 22 Aaron Bliss

Third Base • R/R • 6-1 • 180 • Junior  
Hillsboro, Oregon • Sprague HS • Lower Columbia College



**GEORGE FOX:** Good glove man with line-drive power...Should make transition from JC shortstop to Bruins' hot corner without much problem.

**LOWER COLUMBIA:** Two-time All-Western Conference Second Team pick...Named a juco All-American by

*Collegiate Baseball* magazine in '98....'99 team won Western Conference championship.

**SPRAGUE HS:** Earned three letters at Sprague in Salem... Honorable Mention All-Valley League as a junior, Second Team All-League as a senior...SHS "Athlete of the Year"...Played on '95 team that was state 4A champions...Defensive Player of the Year and Second Team All-League as a senior in basketball.

## 18 Adam Carlsen

Outfield • R/R • 6-0 • 180 • Sophomore  
Cannon Beach, Oregon • Seaside HS



**GEORGE FOX:** Expected to provide outfield depth this year...Talented multi-sport athlete who also plays soccer for George Fox.

**SEASIDE HS:** Won four varsity letters...First Team All-Cowapa League pick as both a junior and a senior...Earned four letters in soccer.

## 37 Richie Clausen

Outfield • R/R • 5-10 • 175 • Freshman  
Anchorage, Alaska • Grace Christian HS



**GEORGE FOX:** Will provide depth in outfield in rookie season...Good speed, surprising power.

**HS:** Graduated from Grace Christian, but since the school did not have baseball, actually played for Robert Service HS...Hit .340 with 19 stolen bases as a senior...Hit four

home runs with 17 steals as a junior...Slugged seven home runs in sophomore season...Team won state 4A championship in '97...Two-time American Legion State All-Star.

## 2 Stephen Donohue

Outfield/Shortstop • R/R • 5-10 • 185 • Freshman  
Gresham, Oregon • Sam Barlow HS



**GEORGE FOX:** Good athlete who can play several positions...Will be used as a runner with speed on the bases and as a late-inning defensive specialist.

**SAM BARLOW HS:** First Team All-Mt. Hood Conference as a senior, Second Team as a junior...Batted .407 and led conference in stolen bases for '99 conference champions...Hit .373 in '98 and led conference in steals...Team's Best Defensive Player as a junior...Senior team captain...Also played basketball.

## 12 David Farrell

Second Base • R/R • 5-10 • 175 • Senior  
Tacoma, Washington • Foster HS

### Career Stats

#### Hitting

Year	AB	R	H	2B	3B	HR	RBI	BA	SB/A	BB	SO	E
1997	39	7	9	2	0	0	9	.231	2/3	5	5	6
1998	131	44	58	11	2	2	26	.443	3/5	17	7	6
1999	129	45	46	9	0	2	25	.357	3/7	19	14	6
Career	299	96	113	22	2	4	60	.378	8/15	41	26	18



**GEORGE FOX:** Bailey calls him a big-time team player...Excellent bat control makes him an ideal No. 2

hitter...Conscientious player with outstanding attitude and work habits...**1999:** One of 10 Bruins to bat over .300...Had fewest

strikeouts (14) of anyone in every-day lineup...Had 13 multiple-hit games...Went 4-5 with a homer, two runs and four RBI vs. Cal State-Hayward...Had 3-4 games vs. Whitworth and Whitman...Drew four walks and was hit by a pitch in five trips to plate in one game vs. Central Washington, and scored four runs...Scored three



Senior David Farrell

# Players

runs in a game vs. La Verne, Lewis & Clark, and Whitman twice...Also homered vs. Pacific Lutheran...**1998:** All-Northwest Conference second baseman...Led NWC in batting average (.443)...Fifth in NAIA national statistics in hits per game...**1997:** Part-time starter at third base...On-base average of .426.

**FOSTER HS:** All-Nisqually League shortstop, designated hitter and utility player...Team defensive MVP...Most inspirational player...Team MVP...League batting title (.517).

## 5 Paul Gramenz

Shortstop • R/R • 5-10 • 160 • Sophomore  
Sequim, Washington • Sequim HS

### Career Stats

#### Hitting

Year	AB	R	H	2B	3B	HR	RBI	BA	SB/A	BB	SO	E
1999	2	1	1	0	0	0	0	.500	0/0	0	0	0



**GEORGE FOX:** Bailey calls him the most gifted infielder he has had as a college coach...Slick fielder with a strong arm...Can make the play deep in the hole...Handles the bat well with surprising power...Should take over the starting role at short...**1999:** Appeared in three games and

collected first college hit vs. Linfield.

**SEQUIM HS:** Four-year letterman...Second Team All-Olympic League in '97 and '98...Team won district titles in '95 and '97...Also lettered in football and basketball...Member of National Honor Society and President's list.

## 1 Jeremiah Guidos

Infield • R/R • 5-9 • 165 • Sophomore  
Tualatin, Oregon • Tualatin HS • Portland State University



**GEORGE FOX:** Transfer from Portland State when that school dropped baseball...Will provide infield depth at several positions.

**TUALATIN HS:** Played for team that was runner-up in state 4A championships...Also played water polo.

## 39 Michael Halverson

Catcher • L/R • 6-0 • 200 • Freshman  
Redmond, Washington • Eastlake HS



**GEORGE FOX:** Provides quality backup at catching position.

**EASTLAKE HS:** Two-year letterman...Batted .409 for Connie Mack summer league team that participated in West Coast regionals.

## 16 Jake Johnson

Pitcher/Outfield • L/L • 6-1 • 185 • Freshman  
Newberg, Oregon • Newberg HS



**GEORGE FOX:** Local talent who brings good speed and a strong arm to the game...Will see duty as spare outfielder, pinch-runner, and middle reliever.

**NEWBERG HS:** Earned three letters...Second Team All-Pacific 8 in junior and senior seasons...Co-MVP and team captain as a senior...Slugged eight home runs in '99 summer league.

## 9 Russell Johnston

Outfield • R/R • 5-8 • 165 • Freshman  
North Bend, Oregon • North Bend HS



**GEORGE FOX:** Has moved up the outfield depth chart with excellent work in fall and early spring practices...Vying for the wide-open left field berth...One of the fastest players on team.

**NORTH BEND HS:** Four-year letterman...Second Team All-Midwestern League as a senior...Stole school-record 19 bases while batting .464 with four home runs...Team MVP...Also lettered in football...Member of school's Honor Roll.



## 44 Kyle Langeliers

First Base • R/R • 6-1 • 205 • Sophomore  
Pleasant Hill, Oregon • Pleasant Hill HS

### Career Stats

#### Hitting

Year	AB	R	H	2B	3B	HR	RBI	BA	SB/A	BB	SO	E
1999	0	1	0	0	0	0	0	.000	0/0	0	0	0



**GEORGE FOX:** A leading candidate to replace departed All-American Nate Barnett at first base...Line-drive hitter...Good glove at first with a knack for digging out throws in the dirt...An all-around athlete who is a starting defender on men's soccer team...**1999:** Saw limited action in two

games...Was hit by a pitch in only at-bat and scored vs. Central Washington.

**PLEASANT HILL HS:** Earned four letters in baseball...Also lettered in soccer.

## 36 Adam Lapp

Pitcher • R/R • 6-5 • 200 • Sophomore  
Forest Grove, Oregon • Forest Grove HS



**GEORGE FOX:** Hard-throwing righty who needs only to harness his control to be effective...Coming off elbow surgery and is working on regaining his strength...May see duty in middle relief.

**FOREST GROVE HS:** Earned three varsity letters...Once struck out 16 in a game...Bath Ruth League "Player of the Year" in Oregon in '93 for team that won the World Series...Babe Ruth League team won College Division in '98.

## 23 Dennis Linderman

Pitcher • R/L • 6-3 • 170 • Sophomore  
Tigard, Oregon • Tigard HS



**GEORGE FOX:** Will give the team a lefty presence in the middle relief corp.

**TIGARD HS:** Earned three varsity letters.

## 15 Damon Lorenz

Pitcher/First Base • L/L • 6-2 • 190 • Junior  
Gaston, Oregon • Gaston HS • Chemeketa CC



**GEORGE FOX:** Talented transfer who should see plenty of innings in middle relief.

**CHEMEKETA CC:** Two-year letterman...Posted 2-1 record with 3.28 ERA as a sophomore...Received Student-Athlete Award.

**GASTON HS:** Won four varsity letters...Two-time First Team All-West Valley League...Second Team All-State 2A as a senior, Honorable Mention as a junior...Chosen for All-State Game...Named Top Pitcher, MVP, Team captain, and won Mr. Hustle Award as a senior...Top Pitcher, Co-MVP and co-captain as a junior...Earned four letters in basketball and two in football...Member of National Honor Society.

## 10 Brian Newman

First Base • R/R • 6-1 • 235 • Junior  
Bellingham, Washington • Bellingham HS • Pacific University

### Career Stats

Year	AB	R	H	2B	3B	HR	RBI	BA	SB/A	BB	SO	E
1999	12	3	3	0	0	1	3	.250	0/0	4	5	0



**GEORGE FOX:** Will see significant time at first and in the lineup as a designated hitter...Will supply much-needed power in middle of the order...**1999:** Transferred in at start of spring semester and saw limited action...Had 2-3 games with two RBI vs. both Central Washington and Lewis & Clark.

## Players

**PACIFIC UNIVERSITY:** Played catcher/designated hitter...Hit .211 with three home runs.

**BELLINGHAM HS:** All-Northwest League...Team captain...Lettered in football and wrestling (11 varsity letters set school record).

## 7 Matt Petersen

Third Base/Shortstop • R/R • 5-10 • 160 • Sophomore  
Eagle, Idaho • Eagle HS

### Career Stats

Year	AB	R	H	2B	3B	HR	RBI	BA	SB/A	BB	SO	E
1999	1	0	1	0	0	0	1	1.000	0/0	0	0	0



**GEORGE FOX:** Versatile infielder who can handle either position on left side...Will spell starters at both third and short...**1999:** Singled in only official at-bat and was hit by a pitch vs. Central Washington.

**EAGLE HS:** Won three letters...Played for team that finished third in state 1A tournament in '98...Named to All-Academic Teams in '96, '97, and '98.

## 4 Mike Piper

Outfield • R/R • 6-2 • 190 • Sophomore  
Seattle, Washington • Mountlake Terrace HS • University of Washington

### Career Stats

Year	AB	R	H	2B	3B	HR	RBI	BA	SB/A	BB	SO	E
1998	14	6	2	0	0	0	4	.143	1/1	5	5	0

1999 at University of Washington



**GEORGE FOX:** Returning to George Fox after a year at University of Washington, where he did not play ball...Talented outfielder with outstanding attitude...Should contend for starting job in left...**1998:** Used primarily as late-inning defensive replacement and speedy pinch-

runner...Made the most of his two hits with four RBI.

**MOUNTLAKE TERRACE HS:** Three-year letterman...First Team All-WESCO as a senior...Team's Offensive Player of the Year and MVP...Team captain...Won Coaches' Award and named Defensive Player of the Year as a junior.

## 20 Kess Romano

Pitcher • R/R • 6-1 • 185 • Senior  
Vancouver, Washington • Mountain View HS

### Career Stats

#### Pitching

Year	GP	IP	W	L	SV	H	R	ER	BB	SO	SH	ERA
1997	14	63.0	7	1	0	66	45	28	19	44	1	4.00
1998	10	49.0	3	3	0	61	38	25	11	28	1	4.59
1999	13	86.0	8	2	0	95	53	27	22	65	1	2.83
Career	37	198.0	18	6	0	222	136	80	52	137	3	3.64



**GEORGE FOX:** Will battle with Alvis for title of staff ace...Strength is change-up and excellent location of all his pitches...Has a burning desire to improve on day-to-day basis...One of team leaders in game smarts...**1999:** First Team All-Northwest Conference...Staff leader with 8-

2 record and 2.83 ERA...Led the team in starts (13), complete games (4), innings (86.0), and strikeouts (65)...Threw nine-inning complete game with five strikeouts and allowed only one run to defeat Whitworth...Went eight innings, allowing three runs, to beat Pacific Lutheran...Fanned seven in 5.2 innings in win over Cal State-Hayward...Beat Lewis & Clark twice, strik-

ing out six in six innings in one game and pitching five shutout innings in another...Struck out nine in 5.1 innings while allowing only one earned run in win over Whitman...**1998:** Threw nine-inning shutout of Northwest Nazarene...**1997:** Had team's best record as starter (7-1)...Named NWC Pitcher of Week after throwing one-hitter vs. Whitman (3-29-97).

### MOUNTAIN VIEW

**HS:** Class 3A all-state honorable mention...First-team Greater St. Helens League...Team captain.



Senior Kess Romano

## 3 Jason Schilperoort

Outfield/Pitcher • R/R • 6-0 • 175 • Senior  
Chehalis, Washington • W.F. West HS

### Career Stats

Year	AB	R	H	2B	3B	HR	RBI	BA	SB/A	BB	SO	E
1997	21	27	7	0	1	0	2	.333	1/2	9	5	0
1998	101	27	33	5	3	2	24	.327	7/8	15	17	0
1999	117	40	41	10	1	4	29	.350	3/5	22	27	3
Career	239	94	81	15	5	6	55	.339	11/15	46	49	3

### Pitching

Year	GP	IP	W	L	S	H	R	ER	BB	SO	SH	ERA
1999	6	15.0	2	0	0	15	7	5	8	10	0	3.00



**GEORGE FOX:** Will move into center as full-time starter...Outstanding defensive fly-chaser with good range...A streaky hitter who needs only consistency to be one of best hitters in the

league...Excellent eye at the plate...Also a solid candidate for No. 3 spot in starting rotation...Will do anything to help team win...**1999:** One of 10 Bruins to hit over .300...Collected 11 multiple-hit games, including three with three hits...Went 3-3 and 2-2 in back-to-back games vs. Pacific Lutheran, driving in a total of five runs...Had three-RBI games vs. Cal State-Hayward and Whitman...Scored three



Senior Jason Schilperoort

runs in a game twice vs. Whitman and once vs. Lewis & Clark...Posted 2-0 record with 3.00 ERA in mound appearances...Picked up one win as a starter vs. Western Oregon...Also beat WOU with 3.1 innings of relief, allowing two hits and one run while striking out three with no walks...**1998:** Led team with three triples, fifth on George Fox top-10 list...Hit 3 for 4 with a double, triple and two walks in 18-9 win over Whitman...**1997:** Hit 2 for 2 vs. Lewis-Clark State (5/14/97)... .533 on-base percentage.

**W.F. WEST HS:** All-Black Hills League...Regional all-star...Team captain...Golden Glove award...Big-Stick award...Team MVP...Voted Most Inspirational.

## 8 Mitch Sheppler

Outfield/Pitcher • R/R • 5-10 • 150 • Freshman  
Portland, Oregon • Madison HS



**GEORGE FOX:** Will serve as a defensive replacement in late innings, pinch-hitter and pinch-runner with good speed...Expected to see some action in middle relief as well.

**MADISON HS:** Earned four varsity letters...Second Team All-State 4A, All-Metro Team, and All-City centerfielder as a senior...Batted .486 while leading team to state 4A finals...Named Best Defensive Player and Most Outstanding Player...First Team All-City as utility player in junior season...Team's Best Defensive Player and MVP as a sophomore...Also lettered in soccer, football, and basketball...Member of Honor Roll.

## 21 Matt Sievers

Pitcher • R/R • 6-1 • 170 • Sophomore  
Albany, Oregon • West Albany HS



**GEORGE FOX:** Hard thrower with good movement on pitches...Moving up from junior varsity to compete for a role as a spot starter...Good potential to be a top-flight starter as he gains experience.

**1999:** Participated on junior varsity team.  
**WEST ALBANY HS:** Earned two varsity letters...Led American Legion team in wins in '98 and Most Improved Pitcher in '97...Played one year of football...Member of National Honor Society...Won school's Chemistry Award.

## 40 Carlos Stevenson

Second Base • R/R • 5-9 • 140 • Freshman  
Eagle Point, Oregon • Eagle Point HS



**GEORGE FOX:** A hustler and hard worker who will provide infield depth at second as a freshman.

**EAGLE POINT HS:** Earned four letters while being homeschooled...Batted .350 as a junior.

## Players

## 17 Kevin Tucker

Second Base • L/R • 5-11 • 160 • Freshman  
Forest Grove, Oregon • Forest Grove HS



**GEORGE FOX:** Rare lefty-swinging middle infielder being groomed to replace senior David Farrell after this year... Smooth glove man with good speed.

**FOREST GROVE HS:** First Team All-State pick as a senior... Played in State-Metro Game and Oregon-Washington

Game... Batted .487 with four home runs... First Team All-Pacific 8 in both junior and senior seasons... Team won Pac 8 title in '99, made state 4A playoffs in both '98 and '99... Earned two letters in football... An All-Pac 8 Scholar-Athlete.

## 6 Jason Wieg

Outfield/Catcher • R/R • 5-9 • 160 • Senior  
Shoreline, Washington • Shorecrest HS

## Career Stats

## Hitting

Year	AB	R	H	2B	3B	HR	RBI	BA	SB/A	BB	SO	E
1998	14	4	3	0	0	0	2	.214	0/0	2	0	0
1999	16	4	4	1	0	0	2	.250	0/0	1	3	1
Career	30	8	7	1	0	0	4	.233	0/0	3	3	1



**GEORGE FOX:** Will be top backup to Birley behind the plate... Also bidding for starting spot in left... Conscientious worker with a strong desire to be successful.

Gets the most out of his ability... **1999:** Filled in occasionally for All-American catcher Mark Tyler... Had two-run, two-RBI game vs. Pacific Lutheran... **1998:** Saw limited duty as late-inning replacement and occasional pinch-hitter and pinch-runner... **1997:** Did not play on varsity.



Senior Jason Wieg

**SHORECREST HS:** All-

Wesco League second-team catcher... All-Wesco League honorable mention outfield... Team captain... "Mr. Hustle" award winner... Lettered in football.

## 13 Brody Wilson

Pitcher • R/R • 6-1 • 185 • Sophomore  
Eugene, Oregon • Sheldon HS

## Career Stats

## Pitching

Year	AB	R	H	2B	3B	HR	RBI	BA	SB/A	BB	SO	E
1999	10	30.0	3	2	0	35	23	14	10	19	0	4.20



**GEORGE FOX:** Expected to challenge for No. 3 spot in rotation... If not there, will be a spot starter and prime middle reliever... Locates well with both fastball and slider... Should get plenty of innings as game matures... **1999:** Went 3-2 with 4.20 ERA, starting three games... Good strikeouts-to-

walks ratio of almost 2:1 (19 to 10)... Allowed one run in seven innings in win over Linfield... Fanned five in five relief innings, allowing one run, to pick up win vs. La Verne... Worked 3.1 scoreless innings in relief vs. Cal State-Hayward.

**SHELDON HS:** First-team all-Mid-Western League utility player; "Most Inspirational" team award.



Sophomore Brody Wilson

# Athletic Support Staff

## Athletic Director

### Craig Taylor

Taylor is in his 12th year as George Fox University athletics director, but he has been associated with the Bruins for 26 years as player, coach, and professor. Taylor, 48, first came to George Fox in 1971 as a junior forward for the men's basketball team. In 1972-73, he helped the Bruins to their first-ever NAIA District 2 title.

Taylor graduated from George Fox in 1974, receiving honors as the Outstanding Man in Teacher Education and Outstanding Physical Education Major. He received a master of science degree in education from Linfield College in 1975. While enrolled in graduate courses, he was a George Fox residence hall director.

From 1976 to '79, Taylor was the Bruins baseball coach while also serving as assistant basketball coach. He worked at a sporting goods retailing firm from 1979 to '81, but returned to George Fox as coach of the women's basketball team from 1981 to '93, producing a 162-155 record. He also coached the softball team from 1981 to '88 and again in 1990, compiling a 77-99-1 record, and in 1985 he was named NAIA District 2 Coach of the Year.

At George Fox, Taylor is responsible for athletic department functions, including eligibility and compliance with George Fox, Northwest Conference, and NCAA regulations; budgeting; and department and sports center management. In 1992 he was named NAIA District 2 Administrator of the Year.

Taylor has three children: Leah, 25; Bree, 20, who plays volleyball for the Bruins; and Casey, 10. He and his wife, Kathy, live in McMinnville.




University, also holds a master of science degree in physical education/athletic training from Indiana State University and a master of education in physical education from the University of Minnesota. He and his wife, Marin, live in Wilsonville.

## Assistant Trainer

### Byron Shenk

Shenk serves as George Fox's assistant trainer, but that is just one of the many duties he has handled since coming to the University in 1990. He serves as chairperson of the

Department of Health and Human Performance, where he also teaches as associate professor. He earned a national meritorious service



award from the National Christian College Athletic Association for previous service and leadership.

Shenk has also coached George Fox's nine-year-old varsity women's soccer team from its infancy. In 1998 he was named Northwest Conference Coach of the Year.

Shenk holds an undergraduate degree from Goshen College, a master's from the University of Oregon, and a doctorate in education from the University of Virginia. He and his wife, Ina, live in McMinnville, where he is active in the Mennonite church.



## 1999-2000 Athletic Training Staff

Front row (l-r): Sherilyn Gerig, Julie L. Smith, Erin Hatch, Lisa Schare, Jennifer Kennedy, Stefani Shindler.

Second row (l-r): Lindsay Walker, Valerie Potts, Andriana Sharpe, Lisa Bauman, Heather Cramer, Jaliene Hollabaugh, Byron Shenk.

Back row (l-r): Jennifer Adams, Brian Newman, Jonathan Huwe, Ben Baarspul, Andrew Fodge, Dale Isaak.

## Head Trainer

### Dale Isaak

Isaak joined the George Fox staff in 1995 as head trainer and assistant professor in the Health and Human



Performance Department. He previously was the head athletic trainer for Hopkins High School in Minnetonka, Minn., and athletic trainer

for the Institute for Athletic Medicine in Minneapolis.

Isaak, a 1990 graduate of Willamette

# Athletic Support Staff

## Sports Information Director

### Blair Cash

Cash is in his first year as sports information director at George Fox University, replacing seven-year SID Rob Felton, who is now in the graduate program in strategic public relations at



Sports Information Director Blair Cash, seated, with assistants (left to right) Bryan Williford, John Felton and Brian Durick

the University of Southern California.

Cash brings to the Newberg campus a varied background in athletics, including a total of 18 seasons in sports information work. He was SID at Belhaven College, the University of Montevallo, and the University of South Alabama from 1972 to '83, and was a volunteer in the sports information office at the University of Texas-Pan American from 1989 to '94. After several years in

Christian ministry, he returned to the sports information field a year ago with a short stint as an assistant SID at Southwest Texas State University and six months as SID at Samford University.

Cash has served as information director for the NAIA's District 27, the Southern States Conference, and the

Mississippi Soccer Association. He has been a sportswriter for the Clarion-Ledger/Jackson (Miss.) Daily News and Natchez (Miss.) Democrat daily papers, and an official scorer for the Jackson Generals, the Birmingham Barons, and the Southeastern Conference Baseball Tournament.

Cash, 46, is a 1976 graduate of Belhaven and a 1987 graduate of Reformed Theological Seminary, with master's

degrees in divinity and Christian education. An ordained minister in the Presbyterian Church USA, he has pastored churches in Edinburg, Texas, and Natchez, Miss. He and his wife, Debbie, have two children, Milton, 8, and Megan, 5.

## Sports Information Assistants

Brian Durick, Jr., Roseburg, Ore.  
John Felton, So., Hillsboro, Ore.  
Bryan Williford, Fr., Eugene, Ore.



## Head Statistician

### Mike Wirta

Wirta, better known as "Biggs" by his friends, is in his 29th year as George Fox's basketball statistical guru. The team's most loyal fan, he begins this season with a string of keeping stats at 396 straight George Fox men's basketball contests and 361 in a row at home. The last home game he missed was in 1972.

A 1974 graduate of George Fox and long-time member of the University's plant services staff, Wirta, 50, has the upkeep of the sports center as his major responsibility. He devotes many volunteer hours to compiling statistics and records for the players and teams recorded in this book.

In 1988, the University's alumni association named Wirta its Volunteer of the Year, just the second person to receive the designation. In 1994, he received an NAIA District 2 Meritorious Service Award. He was inducted into George Fox's Sports Hall of Fame in 1988.



# Records

## Season Records

### Individual Batting

#### Batting Avg. (50 AB min.)

.537	Mick Gwilym	1971
.500	Kelly Champ	1976
.467	Nate Barnett	1999
.459	Nate Barnett	1997
.443	David Farrell	1998
.438	Mark Tyler	1999
.436	Derek Birley	1999
.434	Miguel Rivera	1990
.429	Ryan Muñoz	1999
.426	Miguel Rivera	1989
.426	Keven Bottenfield	1986

### At Bats

184	Mike Nadeau	1994
179	Ryan Muñoz	1997
176	Adam Kershaw	1994
175	Ryan Muñoz	1999
170	Aaron Knotts	1994
170	Ryan Corey	1995
167	Marty Beyers	1995
164	Tony Irsanah	1995
162	Mark Tyler	1999
160	Gary Boyer	1991
160	Kevin Watson	1994

### Hits

75	Ryan Muñoz	1999
72	Nate Barnett	1997
71	Nate Barnett	1999
71	Mark Tyler	1999
70	Aaron Knotts	1994
67	Mike Nadeau	1994
65	Ryan Muñoz	1997
63	Marty Beyers	1995
61	Derek Birley	1999
60	Ryan LeBreton	1999
59	Mike Thompson	1994

### Games

47	Tony Spencer	1992
45	Matt Capka	1992
45	Sean Bahrt	1992
45	Gary Boyer	1991
44	10 Players	

### Runs

62	Ryan Muñoz	1999
61	Nate Barnett	1999
61	Mark Tyler	1999
61	Ryan LeBreton	1999
59	Mike Nadeau	1993
56	Mike Thompson	1994
54	Mike Nadeau	1994
54	Ryan Muñoz	1997
49	Derek Birley	1999
47	Jeff Janosky	1996
46	Aaron Knotts	1994
45	David Farrell	1999
45	Nate Barnett	1997
44	Marty Beyers	1995
44	David Farrell	1998

### Doubles

21	Mark Tyler	1999
20	Gary Boyer	1991
20	Mark Tyler	1998
16	Nate Barnett	1999
16	Chad Hollabaugh	1999
16	Keven Bottenfield	1985
16	Chad Hollabaugh	1997
15	Aaron Knotts	1994
15	Mark Tyler	1997
14	Dan Stupur	1989
14	Chris Wakeland	1994
14	Jason Seibel	1997

### Triples

8	Chris Wakeland	1994
6	Ryan LeBreton	1999
5	Mike Thompson	1994
4	Dan Stupur	1989
4	Mike Nadeau	1994
3	Ryan Muñoz	1999
3	Dave Morgan	1971
3	Wade Witherspoon	1981
3	Matt Capka	1993
3	Adam Kershaw	1994
3	Ryan Corey	1995
3	Ryan Muñoz	1997
3	Jason Schilperoort	1998

### Home Runs

22	Nate Barnett	1999
19	Ryan LeBreton	1999
18	Mark Tyler	1999
14	Nate Barnett	1998
13	Derek Birley	1999
12	Fernando Pol	1992
11	Nate Barnett	1997
11	Ryan LeBreton	1998
10	Kevin Watson	1994
8	Ryan Corey	1995
8	Aaron Knotts	1994
8	Jeff Janosky	1996
8	Jason Seibel	1998
8	Mark Tyler	1998

### RBIs

76	Nate Barnett	1999
71	Mark Tyler	1999
69	Nate Barnett	1997
63	Ryan LeBreton	1999
51	Fernando Pol	1992
51	Chad Hollabaugh	1997
50	Dan Stupur	1989
50	Derek Birley	1999
49	Kevin Watson	1994
48	Josh Gilbert	1993
47	Chris Wakeland	1994
46	Aaron Knotts	1994
46	Adam Kershaw	1994

### Stolen Bases

29	Ryan Muñoz	1997
28	Mike Nadeau	1994
28	Mike Thompson	1996
25	John Votaw	1982
21	Ryan Muñoz	1999

19	Mike Nadeau	1993
16	Mike Nadeau	1992
16	Miguel Rivera	1989
15	John Votaw	1984
15	Dan Stupur	1989
14	Mike Thompson	1994
14	Jeff Janosky	1996

### Strikeouts

42	Jeff Janosky	1995
40	Rob Hoover	1995
32	Matt Saltmarsh	1998
30	Mike Thompson	1994
30	Ryan LeBreton	1998
28	Ryan Corey	1995
27	Jason Schilperoort	1999
27	Lance Gilmore	1999
27	Ryan Corey	1994
27	Aaron Jaramello	1995
26	Chad Hollabaugh	1999
26	Joe Gordon	1995

### Base on Balls

40	Chris Wakeland	1994
39	Jeff Janosky	1996
35	Jeff Jaramello	1995
34	Nate Barnett	1998
32	Jeff Janosky	1995
31	Nate Barnett	1999
31	Ryan LeBreton	1999
31	Kevin Goodman	1989
30	Jason Seibel	1997
29	Hector Velez	1988
29	Adam Kershaw	1994

## Single Game Records

### At Bats

7	Adam Kershaw vs. Concordia (Ore.)	5/11/94
7	Nate Barnett vs. Puget Sound	4/26/97
7	Ryan Muñoz and Mark Tyler vs. Puget Sound	4/26/97

### Runs Scored

6	Chad Hollabaugh vs. Whitman	3/14/99
---	-----------------------------	---------

### Hits

6	(6-6)	Ryan Muñoz vs. Puget Sound	4/26/97
6	(6-7)	Mark Tyler vs. Puget Sound	4/26/97

### Doubles

3	Ryan LeBreton vs. Western Oregon	3/24/98
3	Matt Saltmarsh vs. Whitman	3/28/98

### Triples

2	Chris Wakeland vs. Lewis-Clark State	3/10/94
2	Ryan LeBreton vs. California Lutheran	3/20/99

### Home Runs

4	Nate Barnett vs. Puget Sound	4/26/97 *
---	------------------------------	-----------

\* NAIA National Record



## Records

### Grand Slam Home Runs

2. .... Nate Barnett vs. Puget Sound 4/26/97 \*

### RBI

13. .... Nate Barnett vs. Puget Sound 4/26/97 \*

\* NAIA National Record

### Total Bases

18. .... Nate Barnett vs. Puget Sound 4/26/97

### Stolen Bases

4. .... Mike Nadeau vs. Western Baptist 4/13/94

4. .... Ryan Muñoz vs. Pacific 5/4/97

### Strikeouts by Pitcher

15. .... Nate Barnett vs. Pacific Lutheran 5/5/97

### No-Hitters

Dave Callahan vs. Northwest Nazarene ..... 3/28/81

Troy Schrenk vs. Willamette ..... 4/21/97 (7 innings)

### Streaks

Consecutive Wins ..... 4/10/90-5/4/90

14. .... 4/16/97-5/10/97

3/05/99-3/21/99

### Individual Hitting Streak

(Hit safely - consecutive games)

29 games ..... Marty Byers 1995

## Season Records

### Individual Pitching

Innings Pitched

86.33 ..... Clark Anderson ..... 1993

84.67 ..... Troy Schrenk ..... 1997

78.67 ..... Nate Barnett ..... 1997

78.67 ..... Greg Mozel ..... 1985

77.33 ..... Troy Schrenk ..... 1996

76.67 ..... Danny Graham ..... 1995

76.67 ..... Nathan Barnett ..... 1996

73.33 ..... Rob Gehrke ..... 1992

73.33 ..... John Nichols ..... 1989

70.67 ..... Rod Jackson ..... 1988

### Games

17. .... Vincent DeJoia ..... 1991

17. .... Will Clark ..... 1995

17. .... Paul Andrewjeski ..... 1999

17. .... Mike Shear ..... 1999

16. .... Tom Bohlman ..... 1992

16. .... J.R. Cock ..... 1991

16. .... Kevin Lucke ..... 1987

16. .... Clark Anderson ..... 1993

16. .... Tom Bohlman ..... 1993

16. .... Mark Andersen ..... 1994

16. .... Nate Fast ..... 1996

16. .... Eric Beasley ..... 1998

15. .... Seven Players

\* NAIA National Record

### Wins

10. .... Nate Barnett ..... 1997

8. .... Troy Schrenk ..... 1994

8. .... Kess Romano ..... 1999

7. .... Jeremy Greene ..... 1994

7. .... Nathan Barnett ..... 1996

7. .... Ryan Muñoz ..... 1996

7. .... Kess Romano ..... 1997

6. .... Kevin Lucke ..... 1988

6. .... John Nichols ..... 1989

6. .... Rob Oliver ..... 1990

6. .... Clark Anderson ..... 1992

6. .... Clark Anderson ..... 1993

6. .... Troy Schrenk ..... 1997

6. .... Nate Fast ..... 1998

6. .... Ryan Alvis ..... 1998

6. .... Mike Shear ..... 1999

### Strikeouts

71 ..... Troy Schrenk ..... 1997

65 ..... John Nichols ..... 1989

65 ..... Nate Barnett ..... 1997

65 ..... Kess Romano ..... 1999

64 ..... Ryan Alvis ..... 1999

60 ..... Rob Gehrke ..... 1992

60 ..... Troy Schrenk ..... 1994

52 ..... Rob Gehrke ..... 1993

49 ..... Jeremy Greene ..... 1994

49 ..... Ryan Alvis ..... 1998

### ERA (Min. 30 IP)

0.89 ..... Dave Scarth ..... 1981

1.88 ..... Nathan Barnett ..... 1996

2.05 ..... Jeremy Greene ..... 1994

2.20 ..... Ryan Alvis ..... 1998

2.54 ..... Dave Callaghan ..... 1981

2.56 ..... Tom Evans ..... 1981

2.62 ..... Ryan Muñoz ..... 1996

2.76 ..... Troy Schrenk ..... 1997

2.83 ..... Kess Romano ..... 1999

2.83 ..... Will Clark ..... 1995

3.02 ..... Rob Oliver ..... 1991

### Complete Games

6 ..... Kevin Lucke ..... 1988

6 ..... John Nichols ..... 1989

6 ..... Rob Gehrke ..... 1992

6 ..... Clark Anderson ..... 1993

6 ..... Rob Gehrke ..... 1993

6 ..... Jeremy Greene ..... 1994

6 ..... Nate Barnett ..... 1996

6 ..... Nate Barnett ..... 1998

5 ..... Troy Schrenk ..... 1997

4 ..... Rob Oliver ..... 1991

4 ..... Ed McClellan ..... 1991

4 ..... Kess Romano ..... 1999

### Strikeouts per 9 innings (30-inning min.)

10.53 ..... Mark Andersen ..... 1994

8.94 ..... Paul Andrewjeski ..... 1999

8.94 ..... Ryan Alvis ..... 1999

7.98 ..... John Nichols ..... 1989

7.92 ..... Troy Schrenk ..... 1994

7.69 ..... Ryan Alvis ..... 1998

7.55 ..... Troy Schrenk ..... 1997

7.44 ..... Nate Barnett ..... 1997

7.39 ..... Rob Gehrke ..... 1992

7.30 ..... Rob Gehrke ..... 1993

### Walks per 9 innings (30-inning min.)

1.31 ..... Nate Barnett ..... 1998

1.70 ..... Ryan Muñoz ..... 1996

2.02 ..... Kess Romano ..... 1998

2.20 ..... Clark Anderson ..... 1993

2.30 ..... Kess Romano ..... 1999

2.34 ..... John Nichols ..... 1989

2.40 ..... Nate Barnett ..... 1997

2.47 ..... Nathan Barnett ..... 1996

2.67 ..... Clark Anderson ..... 1992

### Saves

4 ..... Tom Bohlman ..... 1993

4 ..... Ryan Muñoz ..... 1997

4 ..... Eric Beasley ..... 1998

2 ..... Vincent DeJoia ..... 1991

2 ..... Troy Schrenk ..... 1996

2 ..... Will Clark ..... 1996

2 ..... Eric Beasley ..... 1999

### Team Pitching

GP ..... 47 ..... 1992

IP ..... 369 ..... 1992

ERA ..... 3.44 ..... 1992

SO ..... 265 ..... 1997

SHO ..... 8 ..... 1992

Fewest BB per 9 inn. .... 3.02 ..... 1998

### Team Batting

Batting Avg. .... .387 ..... 1999

Hits ..... 569 ..... 1999

Runs ..... 492 ..... 1999

Doubles ..... 118 ..... 1999

Triples ..... 30 ..... 1994

HRs ..... 102 ..... 1999

RBI ..... 455 ..... 1999

Stolen Bases ..... 73 ..... 1994

At Bats ..... 1,502 ..... 1994

### Season Batting Averages

1999 ..... .387

1998 ..... .336

1997 ..... .336

1996 ..... .312

1995 ..... .279

1994 ..... .330

1993 ..... .313

1992 ..... .306

1991 ..... .303

### Earned Run Average

1999 ..... 4.19

1998 ..... 4.82

1997 ..... 4.03

1996 ..... 3.82

1995 ..... 5.83

1994 ..... 4.12

1993 ..... 4.24

1992 ..... 3.44

1991 ..... 3.98

## PRE-NAIA RECORDS:

Few records remain from before George Fox joined the NAIA in 1965. Known highlights include Robert Armstrong's 15 strikeouts vs. Lewis & Clark in 1949 and 73 season strikeouts in 1948. Darwin "Cub" Grimm struck out 21 vs. Reed College in 1957.

## Year-by-Year Records

Home games in bold face

### 1998

DATE	W/L	SCORE
2-20	L	#GF 1, Lewis-Clark State 5
2-20	W	#GF 14, NBI (Canada) 1
2-21	L	#GF 2, Central Wash. 3
2-22	W	#GF 6, Central Wash. 3
2-22	W	#GF 6, Lewis-Clark State 3
2-25	L	GF 1, Point Loma Nazarene 7
2-26	W	GF 8, Concordia-Irvine 5
2-27	L	GF 1, South Calif. Col. 4
2-28	L	GF 6, Master's College 19
3-7	W	+GF 12, Puget Sound 5
3-7	W	+GF 4, NW Nazarene 0
3-14	W	*GF 6, Willamette 0
3-14	L	*GF 6, Willamette 11
3-15	L	*GF 14, Willamette 15
3-18	W	GF 8, Western Oregon 2
3-22	W	*GF 9, Whitworth 8
3-22	W	*GF 12, Whitworth 6
3-24	L	GF 6, Western Oregon 14
3-25	L	GF 4, Univ. of Portland 12
3-28	W	*GF 12, Whitman 1
3-28	W	*GF 18, Whitman 9
3-29	W	*GF 11, Whitman 6
4-1	W	*GF 13, Lewis & Clark 5
4-4	L	*GF 0, Pacific Lutheran 3
4-4	W	*GF 17, Pacific Lutheran 6
4-5	W	*GF 10, Pacific Lutheran 1
4-10	W	*GF 15, Linfield 2
4-11	W	*GF 10, Linfield 5
4-11	L	*GF 5, Linfield 10
4-15	W	*GF 7, Lewis & Clark 0
4-15	W	*GF 16, Lewis & Clark 8
4-18	W	*GF 5, Pacific 0
4-18	W	*GF 13, Pacific 2
4-19	W	*GF 20, Pacific 8
4-22	L	GF 5, Western Oregon 6
4-25	L	*GF 7, Puget Sound 9
4-25	W	*GF 12, Puget Sound 11
4-26	W	*GF 7, Puget Sound 4

\* Northwest Conference Contest

# Lewis-Clark State Tournament

+ Albertson College of Idaho Tournament

H: 8-5 Season: 25-13

### 1997

DATE	W/L	SCORE
2-22	L	GF 3, Portland 10
2-28	W	GF 5, Hawaii Pacific 2
2-28	L	GF 2, Hawaii Pacific 5
3-1	L	GF 4, Hawaii Pacific 5
3-1	W	GF 12, Hawaii Pacific 6
3-7	L	#GF 2, Albertson 14
3-7	W	#GF 9, Eastern Oregon 8
3-8	L	#GF 7, Central Wash. 8
3-8	L	#GF 7, NW Nazarene 11
3-9	W	#GF 10, Whitworth 5
3-15	L	*GF 12, Whitworth 15
3-16	L	*GF 4, Whitworth 5
3-22	W	*GF 6, Linfield 4
3-22	W	*GF 14, Linfield 5



Nate Barnett

3-23	L	*GF 2, Linfield 8
3-26	W	GF 7, Concordia 4
3-28	W	*GF 9, Whitman 1
3-29	W	*GF 14, Whitman 1
3-29	W	*GF 11, Whitman 0
4-1	W	GF 9, Western Oregon 4
4-4	W	GF 9, Central Wash. 5
4-5	W	GF 2, Central Wash. 1
4-5	W	GF 8, Central Wash. 7 (10)
4-8	L	GF 1, Albertson 14
4-12	W	*GF 11, Lewis & Clark 4
4-12	L	*GF 2, Lewis & Clark 4
4-15	L	*GF 9, Lewis & Clark 11
4-16	W	GF 9 Concordia 7
4-20	W	*GF 11, Willamette 8
4-21	W	*GF 2, Willamette 0
4-21	W	*GF 9, Willamette 4
4-22	W	GF 12, Western Oregon 10

4-26	W	*GF 27, Puget Sound 1
4-26	W	*GF 16, Puget Sound 0
4-27	W	*GF 9, Puget Sound 8
5-2	W	*GF 7, Pacific 0
5-3	W	*GF 8, Pacific 1
5-3	W	*GF 14, Pacific 6
5-9	W	*GF 18, Pacific Lutheran 2
5-9	W	*GF 9, Pacific Lutheran 3
5-10	W	*GF 7, Pacific Lutheran 4

### NAIA Far West Regional Tourn.

5-13	L	GF 4, California Baptist 5
5-14	L	GF 7, Lewis-Clark State 19

\*Northwest Conference Game

#Albertson College of Idaho Tournament

H: 16-1 Season: 29-14

### 1996

DATE	W/L	SCORE
2-24	W	GF 4, Western Oregon 3
2-24	W	GF 4, Western Oregon 3
3-1	W	GF 9, Eastern Oregon 5
3-1	W	GF 5, Eastern Oregon 2
3-2	W	GF 10, Whitman 2
3-2	L	GF 2, Pacific 7
3-8	L	GF 2, Oregon State 13
3-12	W	GF 12, Western Baptist 8
3-12	W	GF 8, Western Baptist 1
3-13	L	GF 4, Western Oregon 8
3-16	W	GF 5, Puget Sound 2
3-16	W	GF 6, Puget Sound 5
3-23	L	GF 2, Western Oregon 9
3-23	L	GF 1, Western Oregon 6
3-24	W	GF 14, Willamette 5
3-24	L	GF 0, Willamette 3
3-28	W	GF 17, Puget Sound 1
3-29	L	GF 10, Central Wash. 11
3-29	L	GF 4, Central Wash.
3-30	L	*GF 5, Whitworth 7
3-30	W	*GF 13, Whitworth 2
3-31	L	*GF 4, Whitworth 14
4-2	L	GF 9, Western Oregon 13
4-5	L	*GF 5, Pacific Lutheran 6
4-6	W	*GF 12, Pacific Lutheran 7
4-14	W	*GF 6, Whitman 2
4-14	W	*GF 18, Whitman 0
4-15	W	*GF 11, Whitman 2
4-20	W	*GF 5, Pacific 1
4-21	L	*GF 8, Pacific 9 (14)
4-27	L	*GF 1, Linfield 2 (14)
4-27	W	*GF 3, Linfield 1
4-28	W	*GF 7, Linfield 3
5-3	W	*GF 10, Pacific 4
5-5	W	*GF 2, Willamette 1
5-5	W	*GF 10, Willamette 8
5-6	W	*GF 12, Willamette 2
5-11	W	*GF 4, Lewis & Clark 2
5-11	W	*GF 8, Lewis & Clark 3

## Year By Year

## NAIA Far West Regional

## Tournament

5-14	L	GF 4, Lewis-Clark State 18
5-15	L	GF 0, Pt. Loma Nazarene 3

\*Northwest Conference Game

H: 14-1 Season: 25-16

1995 DATE	W/L	SCORE
2-16	L	GF 1, CSU-Chico 8
2-17	L	GF 0, Western Oregon 7
2-25	W	GF 9, Willamette 3
2-25	L	GF 4, Willamette 7
2-28	L	GF 0, Oregon State 4
3-9	L	#GF 2, Lewis-Clark State 7
3-10	L	#GF 5, Mayville State 9
3-11	L	#GF 4, Linfield 8
3-11	L	#GF 3, Albion 13
3-15	L	GF 2, Portland State 6
3-16	L	GF 4, Pacific 10
3-23	L	GF 7, Lewis & Clark 12
3-24	L	GF 4, Central Wash. 13
3-25	W	GF 10, Central Wash. 5
3-25	L	GF 3, Central Wash. 4
3-28	L	GF 4, Lewis & Clark 9
3-30	W	*GF 9, Western Baptist 0
3-30	W	*GF 8, Western Baptist 2
4-1	W	*GF 10, Western Baptist 2
4-1	W	*GF 11, Western Baptist 2
4-9	W	*GF 5, Eastern Oregon 4
4-10	W	*GF 15, Eastern Oregon 13
4-11	L	*GF 4, Eastern Oregon 11
4-12	L	GF 7, Linfield 14
4-14	L	*GF 4, NW Nazarene 7

4-14	W	*GF 10, NW Nazarene 2
4-15	W	*GF 15, NW Nazarene 7
4-15	W	*GF 9, NW Nazarene 5
4-21	W	*GF 6, Concordia 1
4-21	L	*GF 2, Concordia 5
4-22	W	*GF 7, Concordia 1
4-22	W	*GF 5, Concordia 4
5-2	L	*GF 2, Western Oregon 3
5-2	L	*GF 2, Western Oregon 8
5-3	L	*GF 0, Western Oregon 5
5-3	L	*GF 1, Western Oregon 7
5-5	L	GF 4, Lewis-Clark State 10
5-6	L	GF 1, Lewis-Clark State 7
5-6	L	GF 8, Lewis-Clark State 16
5-10	L	GF 10, Linfield 11
5-12	L	*GF 2, Albion 6
5-12	L	*GF 5, Albion 8
5-13	L	*GF 3, Albion 5
5-13	W	*GF 3, Albion 1

\*Cascade Conference Game

#Lewis-Clark State Tournament

H: 7-10 Season: 15-29

1994 DATE	W/L	SCORE
2/26	L	GF 6, CSU-Chico 7
2/27	L	GF 2, CSU-Chico 4
3/1	L	GF 14, Portland State 18
3/5	W	GF 4, Willamette 0
3/5	L	GF 5, Willamette 8
3/9	L	GF 2, Oregon State 8
3/10	L	#GF 9, Washington St. 13 (8)
3/10	W	#GF 18, Lewis-Clark St. 13 (11)
3/12	W	#GF 13, Whitworth 2
3/15	W	GF 7, Portland 4 (8)
3/21	L	GF 8, Nevada-Reno 14
3/22	L	GF 2, Sonoma State 6
3/22	W	GF 5, Sonoma State 3
3/23	W	GF 6, CSU-Chico 3
3/23	W	GF 7, CSU-Chico 2
3/26	W	GF 13, Central Wash. 0
3/26	W	GF 15, Central Wash. 6
3/29	W	*GF 8, Western Baptist 3
3/29	W	*GF 15, Western Baptist 0
4/2	W	GF 15, Central Wash. 4
4/2	W	GF 17, Central Wash. 5
4/11	W	*GF 5, Western Oregon 0
4/11	W	*GF 15, Western Oregon 2
4/13	W	*GF 8, Western Baptist 1
4/15	L	*GF 7, Concordia 8
4/16	W	*GF 7, Concordia 1
4/16	W	*GF 4, Concordia 0
4/18	W	*GF 7, Western Oregon 1
4/19	W	GF 11, Linfield 1
4/22	W	*GF 11, NW Nazarene 7
4/23	W	*GF 14, NW Nazarene 2
4/23	W	*GF 7, NW Nazarene 2
4/25	L	GF 6, Linfield 7 (11)
5/2	W	*GF 7, Eastern Oregon 2



Mark Tyler

5/2	W	*GF 4, Eastern Oregon 1
5/3	W	*GF 11, Eastern Oregon 1
5/6	L	*GF 13, Albion 16
5/7	W	*GF 12, Albion 1
5/7	W	*GF 8, Albion 5

## NAIA District 2 Tournament

5/11	W	GF 26, Concordia 5
5/12	W	GF 7, Linfield 1
5/13	L	GF 3, Albion 11
5/13	W	GF 9, Western Oregon 3
5/14	L	GF 7, Albion 8 (10)

\*Cascade Conference Game

#Lewis-Clark State Tournament

H: 12-0 Season: 31-13

1993 DATE	W/L	SCORE
2/22	L	GF 3, Portland State 10
2/27	L	GF 2, Washington 3
2/27	W	GF 6, Washington 3
3/5	L	+GF 5, Gonzaga 15
3/5	L	+GF 8, Portland State 13
3/6	L	+GF 2, Lewis-Clark State 4
3/6	L	+GF 4, Washington State 7
3/9	L	GF 1, Portland State 9
3/13	L	GF 1, Oregon State 14
3/18	W	GF 9, U. Portland 2
3/20	W	GF 8, Lewis & Clark 3
3/20	W	GF 11, Lewis & Clark 0
3/22	W	GF 14, Sonoma State 12
3/22	W	GF 6, Sonoma State 3
3/23	L	GF 0, Chico State 5
3/24	W	GF 6, Chico State 1
4/2	W	#GF 8, Linfield 6
4/2	W	#GF 13, Lewis-Clark St. 4
4/3	L	#GF 7, Linfield 11
4/3	L	#GF 6, Lewis-Clark State 7



Keven Bottenfield

4/5	W	*GF 19, Western Baptist 3
4/6	W	*GF 5, Western Baptist 1
4/9	L	*GF 9, Western Oregon 10
4/10	W	*GF 9, Western Oregon 1
4/10	L	*GF 2, Western Oregon 4
4/16	W	*GF 21, Concordia 5
4/21	T	GF 10, Willamette 10
4/23	L	*GF 0, NW Nazarene 2
4/24	W	*GF 13, NW Nazarene 8
4/24	W	*GF 16, NW Nazarene 7
4/30	W	*GF 10, Eastern Oregon 8
4/30	W	*GF 5, Eastern Oregon 4
5/3	W	*GF 15, Concordia 4
5/3	W	*GF 15, Concordia 2
5/6	W	*GF 19, Western Baptist 4
5/7	W	*GF 7, Albertson 2
5/8	W	*GF 7, Albertson 3
5/8	W	*GF 7, Albertson 0

**NAIA District 2 Tournament**

5/12	W	GF 13, Willamette 2
5/13	W	GF 12, Western Oregon 8
5/15	W	GF 7, Linfield 6

**NAIA Regional Tournament**

5/20	L	GF 4, Lewis-Clark State 6
5/21	L	GF 5, Hawaii Pacific 8

\* Cascade Conference Game

+ Banana Belt Tournament - Lewiston, Idaho

# Lewiston Round Robin

**H: 8-2 Season: 26-16-1****1992**

DATE	W/L	SCORE
2/21	L	GF 1, Portland State 6
2/22	W	GF 8, Portland State 4
2/22	L	GF 0, Portland State 1
2/27	L	GF 4, Portland 8
2/29	L	GF 6, Washington 11
2/29	L	GF 2, Washington 5
3/7	W	GF 7, Willamette 1
3/7	W	GF 5, Willamette 3
3/10	L	GF 5, Washington 7
3/12	W	GF 9, Pacific 5



Lance Gilmore (left) and Ryan LeBreton

3/13	L	#GF 6, Lewis-Clark St.13
3/14	W	#GF 6, Albertson 5
3/14	W	#GF 12, Whitworth 5
3/16	L	GF 3, CSU-Chico 7
3/16	L	GF 4, CSU-Chico 5
3/17	W	GF 4, CSU-Chico 0
3/18	L	GF 2, Sonoma State 5
3/19	L	GF 7, Sonoma State 9
3/24	W	*GF 14, Warner Pacific 1
3/26	W	GF 4, Oregon State 1
3/28	L	GF 11, Lewis & Clark 15
3/28	L	GF 8, Lewis & Clark 11
3/31	W	*GF 19, Western Baptist 3
4/7	W	*GF 8, Concordia 3
4/8	W	GF 8, Western Oregon 0
4/8	W	GF 9, Western Oregon 0
4/11	W	*GF 6, Western Baptist 1
4/14	W	*GF 12, Warner Pacific 3
4/14	W	*GF 10, Warner Pacific 0
4/18	W	*GF 5, Warner Pacific 0
4/18	W	*GF 15, Warner Pacific 0
4/20	L	*GF 3, Concordia 5
4/20	W	*GF 4, Concordia 1
4/21	W	GF 7, Western Oregon 1
4/21	W	GF 9, Western Oregon 1
4/23	L	GF 2, Oregon State 5
4/25	L	GF 3, Linfield 6
4/25	W	GF 7, Linfield 6
4/27	W	*GF 12, Western Baptist 1
5/1	W	*GF 5, Concordia 1
5/1	W	*GF 7, Concordia 0

**NAIA District 2 Tournament**

5/6	W	GF 14, NW Nazarene 4
5/7	W	GF 13, Linfield 4
5/8	W	GF 5, Albertson 0
5/9	W	GF 7, Albertson 5

**NAIA Regional Tournament**

5/14	L	GF 2, Lewis-Clark State 8
5/15	L	GF 4, Hawaii Pacific 5

\* Metro-Valley League Game

# Lewis-Clark State Tournament

**H: 11-5 Season: 29-18****1991**

DATE	W/L	SCORE
2/22	L	GF 3, Puget Sound 4
2/23	L	GF 3, Washington 8
2/23	L	GF 3, Washington 11
2/27	L	GF 3, Oregon State 15
2/28	L	GF 4, Portland State 7
3/16	W	GF 6, Western Oregon 3
3/16	W	GF 10, Western Oregon 6
3/18	L	GF 0, CSU-Chico 3
3/18	W	GF 4, CSU-Chico 3
3/19	W	GF 5, Sonoma State 2
3/19	L	GF 2, Sonoma State 4
3/21	L	GF 6, San Francisco State 7
3/22	L	GF 2, Stanislaus State 3
3/22	L	GF 0, Stanislaus State 11

3/25	L	GF 1, Portland 2
3/28	W	*GF 6, Concordia 0
3/30	W	*GF 13, Warner Pacific 2
3/30	W	*GF 11, Warner Pacific 0
4/2	W	*GF 4, Western Baptist 1
4/5	L	#GF 5, Lewis-Clark St. 12
4/6	L	#GF 0, Lewis-Clark St. 9
4/6	W	#GF 4, Central Wash. 1
4/10	L	GF 6, Portland State 8
4/13	W	*GF 6, Concordia 5
4/13	W	*GF 6, Concordia 0
4/17	W	GF 7, Linfield 3
4/18	L	GF 1, Oregon State 6
4/20	W	*GF 10, Warner Pacific 2
4/20	W	*GF 18, Warner Pacific 3
4/27	W	GF 8, Puget Sound 6
4/29	W	*GF 14, Western Baptist 3
4/29	W	*GF 13, Western Baptist 2
4/30	W	GF 17, Willamette 3
5/1	L	GF 3, Portland State 4
5/3	W	*GF 10, Concordia 2
5/3	L	*GF 5, Concordia 6
5/4	L	GF 6, Western Oregon 11
5/4	L	GF 0, Western Oregon 5

**NAIA District 2 Tournament**

5/8	W	GF 15, Pacific 5
5/10	W	GF 11, Concordia 2
5/11	W	GF 7, College of Idaho 1
5/12	W	GF 3, Linfield 2

**NAIA Regional Tournament**

5/16	L	GF 1, Hawaii Pacific 7
5/17	L	GF 6, Whitworth 9

\* Metro-Valley League Game

# Lewiston Round Robin

**H: 9-2 Season: 23-21****1990**

DATE	W/L	SCORE
2/22	L	GF 3, Portland State 5
2/24	L	GF 3, Portland State 4
2/27	L	GF 1, Portland State 9
3/3	L	GF 2, Washington 8
3/3	L	GF 1, Washington 3
3/13	W	GF 9, Willamette 3
3/17	W	GF 6, Lewis & Clark 2
3/17	W	GF 4, Lewis & Clark 2
3/19	L	GF 5, Sonoma State 8
3/19	L	GF 1, Sonoma State 6
3/20	L	GF 2, CSU-Stanislaus 9
3/21	W	GF 3, CSU-Stanislaus 2
3/21	L	GF 6, CSU-Stanislaus 8
3/23	W	GF 10, Menlo 2
3/23	W	GF 10, Menlo 3
3/26	L	GF 2, Portland 13
3/28	L	*GF 7, Concordia 8
4/3	L	GF 4, Oregon State 10
4/4	W	*GF 19, Warner Pacific 0
4/7	L	GF 3, Puget Sound 5
4/7	L	GF 4, Puget Sound 5

## Accolades

4/10	W	*GF 14, Western Baptist 5
4/13	W	*GF 11, Concordia 7
4/13	W	*GF 8, Concordia 6
4/14	W	GF 14, Oregon Tech 2
4/14	W	GF 4, Oregon Tech 3
4/18	W	*GF 10, Western Baptist 0
4/18	W	*GF 16, Western Baptist 4
4/21	W	*GF 5, Warner Pacific 1
4/21	W	*GF 12, Warner Pacific 2
5/2	W	*GF 4, Concordia 1
5/2	W	*GF 3, Concordia 2
5/3	W	*Forfeit-Warner Pacific
5/3	W	*Forfeit-Warner Pacific
5/4	W	GF 13, Pacific 11
<b>NAIA District 2 Tournament</b>		
5/9	L	GF 0, Linfield 13
5/10	W	GF 15, Western Oregon 5
5/11	L	GF 6, College of Idaho 8

\*Metro-Valley League Game

H: 8-2 Season: 22-16

## Team Records

Year	Record	Coach
1999	32-8	Pat Bailey
1998	25-13	Pat Bailey
1997	29-14	Pat Bailey
1996	25-16	Pat Bailey
1995	15-29	Jeff Hollamon
1994	31-13	Pat Casey
1993	26-16-1	Pat Casey
1992	29-18	Pat Casey
1991	24-21	Pat Casey
1990	24-17	Pat Casey
1989	22-14	Pat Casey
1988	15-14	Pat Casey
1987	7-13-1	Paul Berry
1986	5-23	Paul Berry
1985	14-19	Paul Berry



Troy Schrenk

1984	2-22	W. Witherspoon
1983	3-24	W. Witherspoon
1982	5-25	Ed Fields
1981	11-31	Larry LaBounty
1980	10-19	Larry LaBounty
1979	6-28	Craig Taylor
1978	10-19	Craig Taylor
1977	6-20	Craig Taylor
1976	10-13	Craig Taylor
1975	7-7	Craig Taylor
1974	8-4	Craig Taylor
1973	3-11	Bob Brown
1972	13-8	Bob Brown
1971	10-11	Bob Brown
1970	N/A	Jerry Louthan
1969	0-19	David Berg
1968	4-12	Terry Haskell
1967	4-12	Terry Haskell
1966	1-16	Terry Haskell
1965	4-6	Terry Haskell
1964	0-10	Terry Haskell
1963	4-4	Nigel Shockey
1961	2-6	Carl Carpenter
1960	3-3	Carl Carpenter
1959	N/A	Carl Carpenter
1958	6-4	Carl Carpenter
1957	5-12	Ralph Beebe
1956	3-9	Ralph Beebe
1955	1-7	Barney McGrath


## Accolades

Keven Bottenfield	C	NAIA District 2 First Team	1985,'86
		All-Independent League	1985
		Timber-Prairie League First Team	1986
Gene Christian	U	NAIA District 2 Second Team	1985
		All-Independent League	1985
Dean Boening	OF	NAIA District 2 Second Team	1985
		All-Independent League	1985
David Chambers	OF	All-Independent League	1985
Mike Williams	OF	All-Independent League	1985
		Timber-Prairie League	
		Second Team	1986
Matt Nosack	IF	Timber-Prairie League Hon. Ment.	1986
Marce Sellas	OF	Timber-Prairie League Hon. Ment.	1986
		Independent League First Team	1987
Chris Anderson	P	Timber-Prairie League Hon. Ment.	1986
Hector Velez	IF	Timber-Prairie League Hon. Ment.	1986
		Independent League First Team	1987
Rudy Barcase	DH	Independent League First Team	1987
Kevin Lucke	P	Independent League Second Team	1987
		Metro-Valley First Team	1988
Dave McKinney	U	Independent League Second Team	1987
		Metro-Valley Second Team	1988
Miguel Rivera	IF	NAIA District 2 First Team	1988,'89,
			'90,'91
		Metro-Valley League First Team	1988,
			'89,'90,'91
		Metro-Valley Player of the Year	1990,'91
		NAIA All-American Hon. Ment.	1989
Frank Wakayama	OF	NAIA District 2 First Team	1988,'90
		Metro-Valley League First Team	1988,'90



Ryan Muñoz

Scott Rader	P	Metro-Valley League First Team	1988
	DF	Metro-Valley League First Team	1990
Fernando Pol	DF	Metro-Valley League Second Team	1988
	DH	Metro-Valley League First Team	1991,'92
		NAIA District 2 Hon. Ment.	1991
		NAIA District 2 First Team	1992
		Metro-Valley Player of the Year	1992
Darryl Brown	P	Metro-Valley League First Team	1989
Dan Stupor	IF	NAIA District 2 First Team	1989
Steve Lampkin	C	Metro-Valley League First Team	
			1989,'90,'91,'92
		NAIA District 2 Honorable Ment.	1992
Kevin Goodman	IF	Metro-Valley League First Team	1989,'90
Dino Fiarito	U	Metro-Valley League First Team	1989,'91
		NAIA District 2 Honorable Ment.	1991
Chris Berg	P	Metro-Valley League Second Team	1989
Gary Boyer	OF	NAIA District 2 First Team	1990,'91
		Metro-Valley League First Team	1990,'91
Ed McClellan	P	Metro-Valley League First Team	1990,'91
		NAIA District 2 Honorable Ment.	1991
Rob Oliver	P	Metro-Valley League First Team	1990,'91
		NAIA District 2 Honorable Ment.	1991
Kevin Kvamstrom	IF	Metro-Valley League First Team	1990,'91
		NAIA District 2 Honorable Ment.	1991
Matt Capka	IF	NAIA District 2 Honorable Ment.	1991,'92
		Metro-Valley League First Team	1991,'92
		NAIA National Player of the Week	
			5/3-9/'93
Sean Bahrt	DF	NAIA District 2 Honorable Ment.	1991,'92
		Metro-Valley League First Team	1991,'92
Steve Mills	P	Metro-Valley League First Team	1991
Jim Richardson	IF	Metro-Valley League Hon. Ment.	1991
Jason Williams	P	Metro-Valley League Hon. Ment.	1991
		NAIA District 2 Honorable Ment.	1992
		Metro-Valley League First Team	1992
Mike Nadeau	IF	NAIA District 2 Honorable Ment.	1992
		Metro-Valley League First Team	1992
		NAIA District 2 First Team	1993,'94
		Cascade League First Team	1993,'94
		NAIA District 2 Player of the Year	1994
		Cascade Conference Co-Player of the Year	1994



Gary Boyer

Brandon Crosier	OF	NAIA District 2 Honorable Ment.	1992
		Metro-Valley League First Team	1992
		Cascade League Honorable Ment.	1993
Tony Spencer	OF	NAIA District 2 Honorable Ment.	1992
		Metro-Valley League First Team	1992
Clark Anderson	P	NAIA District 2 Honorable Ment.	1992, '93
		Metro-Valley League First Team	1992
		Cascade League Honorable Ment.	1993
Rob Gehrke	P	NAIA District 2 Honorable Ment.	1992
		Metro-Valley League First Team	1992
Tom Bohlman	P	NAIA District 2 Honorable Ment.	1992
		Metro-Valley League First Team	1992
Gage Campbell	DH	Metro-Valley League Second Team	1992
Vincent DeJoia	P	Metro-Valley League Second Team	1992
Brent Gruber	P	Metro-Valley League Second Team	1992
Darrell Dirks	P	Metro-Valley League Hon. Ment.	1992
Josh Gilbert	IF	NAIA District 2 First Team	1993
		Cascade League First Team	1993
Tony Robertson	DH	NAIA All-American Hon. Ment.	1993
		NAIA District 2 First Team	1993
		Cascade League First Team	1993
Aaron Knotts	IF	NAIA District 2 First Team	1994
		Cascade Conference First Team	1994
Adam Kershaw	IF	NAIA District 2 First Team	1994
		Cascade Conference First Team	1994
Chris Wakeland	DF	NAIA District 2 First Team	1994
		Cascade Conference First Team	1994
Michael Thompson	OF	NAIA All-American Hon. Ment.	1994
		NAIA All-Far West Region	1994
		NAIA District 2 First Team	1994
		Cascade Conference First Team	1994
		Northwest Conference First Team	1996
Jeremy Greene	P	NAIA District 2 First Team	1994
		Cascade Conference Pitcher of the Year	1994
		Cascade Conference First Team	1994
Troy Schrenk	P	NAIA District 2 First Team	1994
		Cascade Conference First Team	1994
		Northwest Conference First Team	1997
		Northwest Conference Pitcher of the Week	4/21-28/97; 5/4-11/97
Ryan Corey	C	Cascade Conference First Team	1994
		Cascade Conference Hon. Ment.	1995
		Northwest Conference Hon. Ment.	1996

Kevin Watson	OF	Cascade Conference Hon. Ment.	1994
Mark Andersen	P	Cascade Conference Hon. Ment.	1994
Phil Lyman	P	Cascade Conference Hon. Ment.	1994
Tony Iranshad	IF	Cascade Conference Hon. Ment.	1995
Ryan Muñoz	U	Cascade Conference Hon. Ment.	1995
		Northwest Conference First Team	1996, '97, '99
Marty Beyers	IF	Cascade Conference Hon. Ment.	1995
Danny Graham	P	Cascade Conference Hon. Ment.	1995
Jeff Janosky	OF	Northwest Conference First Team	1996
Nate Barnett	P/IF	Northwest Conference First Team	1996, '97, '99
		Northwest Conference MVP	1997
		NAIA Far West Region First Team	1997
		NAIA Far West Region MVP	1997
		NAIA All-American First Team	1997
		NAIA National Player of the Week	4/21-28/97
		Northwest Conference Hitter of the Week	(3/30-4/6/97; 4/21-28/97; 3/2-9/99)
		NAIA Pacific Northwest/Far West All-Independent Section Team	1999
1B		Northwest Conference First Team	1998
P		Northwest Conference Honorable Mention	1998
Lance Gilmore	IF	Northwest Conference First Team	1997
		Northwest Conference Hon. Ment.	1999
Mark Tyler	C	Northwest Conference Hon. Ment.	1997
		Northwest Conference MVP	1999
		Northwest Conference First Team	1999
		NAIA Pacific Northwest/Far West All-Independent Section Team	1999
		Pacific Northwest/Far West Region Player of the Week	(5/5-12/99)
		NAIA All-American Hon. Ment.	1998
		NAIA All-Pacific Northwest/Far West Region	1998
		Northwest Conference First Team	1998
Buster Ford	IF	Northwest Conference Hon. Ment.	1997
Jason Seibel	OF	Northwest Conference Hon. Ment.	1997
		Northwest Conference First Team	1998
		Northwest Conference Hitter of the Week	(4/20/98)
		NAIA Far West Region Hitter of the Week	(4/20/98)
Chad Hollabaugh	OF	Northwest Conference Hon. Ment.	1997, '99
		Northwest Conference Hitter of the Week	4/24-5/4/97
Ryan LeBreton	IF	NAIA All-American Scholar-Athlete	1998
		Northwest Conference Honorable Mention	1998
		GTE Academic All-District VIII Team	1998

		Northwest Conference First Team	1999
		NAIA Pacific Northwest/Far West Region Player of the Week	(4/13-20/99; 3/29-4/4/99)
		NAIA All-American Scholar-Athlete	1999
		California Invitational All-Tournament Team	1999
Nate Fast	P	NAIA All-American Scholar-Athlete	1998
		Northwest Conference Honorable Mention	1998
		Northwest Conference Pitcher of the Week	(4/5/98)
		GTE Academic All-District VIII Team	1998
David Farrell	IF	Northwest Conference First Team	1998
		Northwest Conference Honorable Mention	1999
Matt Saltmarsh	DH	Northwest Conference Honorable Mention	1998
Kess Romano	P	Northwest Conference First Team	1999
		Northwest Conference Pitcher of the Week	(4/21-28/99)
Jason Schilperoort	P	Northwest Conference Hon. Ment.	1999
		Northwest Conference Player of the Week	(3/31-4/6/99)
		NAIA Pacific Northwest/Far West Region Player of the Week	(3/31-4/6/99)
Mike Shear	P	Northwest Conference Hon. Ment.	1999
Ryan Alvis	P	Northwest Conference Pitcher of the Week	(3/31-4/6/99)
		NAIA Pacific Northwest/Far West Region Pitcher of the Week	(3/31-4/6/99)
Derek Birley	IF	California Invitational All-Tournament Team	1999

## BRUINS IN THE PROS

Year	Name	Pos.	Original Organization
1996	Chris Wakeland (OSU)	DF	Detroit Tigers
1994	Mike Nadeau	Inf	Baltimore Orioles
1994	Kevin Watson	DF	San Francisco Giants
1994	Mark Andersen	P	Florida Marlins
1993	Clark Anderson	P	San Francisco Giants
1992	Steve Lampkin	C	Montreal Expos
1992	John Avery	P	Atlanta Braves
1992	Scott Englehart	P	Florida Marlins
1992	Chris Berg (UW)	P	New York Mets
1991	J.R. Cock	P	California Angels
1991	Steve Mills	P	Pocatello Pioneers
1989	Oan Stupur	Inf	Los Angeles Dodgers
1986	Keven Bottenfield	C	Montreal Expos
1980	Oave LaBounty	P	Pittsburgh Pirates



1999 Baseball Team

# About the University

George Fox is growing in size and reputation. Enrollment has nearly quadrupled in the last 14 years, increasing from 549 in 1986 to 2,432 in the fall of 1999.

In the same time span, George Fox has been named one of "America's Best Colleges" 12 times by *U.S. News & World Report*. In 1999, George Fox ranked second overall and third in academic reputation among Western regional liberal arts colleges. The magazine also named the University one of the region's best values among schools in its category.

George Fox offers unique programs to its students. Every incoming freshman is given a computer to use and keep upon graduation. When students reach their third year, they are eligible for the Juniors Abroad program, in which the University pays transportation costs for an overseas study tour.

Early Willamette Valley Quaker settlers established Pacific Academy in 1885. The college division was organized in 1891 to provide more advanced instruction. In 1949, because of the many colleges in the Northwest with "Pacific" in their name, Pacific College was renamed George Fox College in honor of the founder of the Friends (Quaker) Church.

In 1996, with the addition of Western Evangelical Seminary, George Fox became a university, offering students a Christ-centered education and the choice of 35 undergraduate majors and nine graduate degrees. On Jan. 1, 2000, the seminary name will be changed to George Fox Evangelical Seminary.

George Fox's most prominent alumnus is the late President Herbert Hoover, who attended the school while it was known as Pacific Academy.



## Curtis and Margaret Morse Complex

George Fox University baseball, soccer and softball teams have played home games on the Curtis and Margaret Morse Athletic Complex since 1989.

Across from Wheeler Sports Center on Fulton Street and Villa Road, the complex was renovated using a donation from Curtis and Margaret Morse. Using labor from Volunteers on Wheels, new dugouts and a press box were constructed for the baseball field.

The Morse family has a long association with George Fox. Four generations have attended the Newberg school.

The baseball diamond was moved to the current location in the early '80s when construction on Bauman Auditorium displaced the old field.

The baseball facility continues to improve. In 1991, Smurfit Newsprint Corp., Newberg, donated all lumber for an indoor hitting facility located in the northwest corner of the complex.

The baseball Bruins are tough to beat at Morse Field, going 122-31 (.797) in their 11 years at the complex. In the last four years, they've gone 54-7 in Newberg, an .885 winning percentage.

Field dimensions are 340 feet down the left-field line, 375 in the left-center-field alley, 400 to straight-away center, 370 in right center and 335 down the right-field line.

## The Bruins at Morse Field

Year	Record	Pct.
1999	16-0	1.000
1998	8-5	.615
1997	16-1	.941
1996	14-1	.933
1995	6-10	.375
1994	12-0	1.000
1993	7-1	.875
1992	13-5	.722
1991	11-3	.786
1990	7-2	.778
1989	12-3	.800
11 yrs	122-31	.797









# George Fox University Bruin Athletics

Intercollegiate athletics are an important part of George Fox University, home to one of the Northwest's most successful small-college sports programs. Winning programs, however, are accompanied by a proper balance between academics and athletics: George Fox teams are members of the Northwest Conference and compete in Division III of the National Collegiate Athletic Association, in which need and academic ability, not athleticism, determine scholarships and financial aid.

At George Fox University, intercollegiate athletic competition provides a practical application of what is learned in classrooms and practices. Student-athletes compete for conference and national titles at a Christ-centered university where professors and coaches help them grow in mind, body and spirit. The values of athletics are integrated with the goals of Christian higher education in a process that includes

- physical conditioning
- managing emotions
- courage
- teamwork
- cooperation
- being gracious in winning and losing

More than 15 percent of George Fox's traditional undergraduate students participate in the school's 13 varsity sports, seven for women and six for men. Their records over the years serve as shining testimonies to the administration's conviction that an institution can play for the glory of God, follow the rules and ethics of its governing organizations, and be successful on the fields and courts of competition. Consider that:

- George Fox has earned district or conference titles in nine sports during the 1990s.
- George Fox athletes have earned more than 250 All-American and All-American Scholar-Athlete honors.
- Nine of the 11 coaches on staff have been named district or conference Coach of the Year at least once.
- George Fox coaches have held their positions for an average of nearly eight years, and together have accumulated more than 1,000 collegiate wins.



The 2000 George Fox University Baseball Guide was produced by the Office of Sports Information in the Department of University Relations, Barry Hubbell, director. Writer and Editor: Blair Cash, sports information director. Writing and Editing Assistants: Sports information student assistants Brian Durick, John Felton, Bryan Williford. Proofreading: Anita Cirulis, Susan Fawver. Design and Layout: Colin Miller. Photography: Anita Cirulis, Chijo Takeda (*Newberg Graphic*). Printing: Michaels Printing, Tigard, Oregon.



# 2000 Baseball Schedule

## March

Juggs Baseball Spring Classic			
<b>3</b> Friday	<b>Western Baptist College (2)</b>	Newberg, Ore.	12:00 noon
<b>4</b> Saturday	<b>St. Martin's College (2)</b>	Newberg, Ore.	12:00 noon
<b>5</b> Sunday	<b>at Western Oregon University</b>	Monmouth, Ore.	12:00 noon

<b>11</b> Saturday	<b>*Linfield College (2)</b>	Newberg, Ore.	12:00 noon
<b>12</b> Sunday	<b>*at Linfield College</b>	McMinnville, Ore.	2:00 p.m.
<b>14</b> Tuesday	<b>Concordia University (Ore.)</b>	Newberg, Ore.	3:00 p.m.

California Invitational Baseball Tournament			
<b>18</b> Saturday	<b>Claremont McKenna-Mudd-Scripps Colleges</b>	Claremont, Calif.	9:00 a.m.
<b>18</b> Saturday	<b>North Central (Ill.) College</b>	Claremont, Calif.	3:00 p.m.
<b>19</b> Sunday	<b>Menlo College</b>	La Verne, Calif.	12:00 noon
<b>19</b> Sunday	<b>La Verne College</b>	La Verne, Calif.	6:00 p.m.

<b>21</b> Tuesday	<b>at Menlo College</b>	Atherton, Calif.	2:00 p.m.
<b>22</b> Wednesday	<b>at Menlo College</b>	Atherton, Calif.	2:00 p.m.
<b>25</b> Saturday	<b>*Lewis &amp; Clark College (2)</b>	Newberg, Ore.	12:00 noon
<b>26</b> Sunday	<b>*at Lewis &amp; Clark College</b>	Portland, Ore.	2:00 p.m.

## April

<b>1</b> Saturday	<b>*University of Puget Sound (2)</b>	Newberg, Ore.	12:00 noon
<b>2</b> Sunday	<b>*University of Puget Sound</b>	Newberg, Ore.	12:00 noon
<b>8</b> Saturday	<b>*at Willamette University (2)</b>	Salem, Ore.	1:00 p.m.
<b>9</b> Sunday	<b>*Willamette University</b>	Newberg, Ore.	3:00 p.m.
<b>12</b> Wednesday	<b>Western Oregon University</b>	Newberg, Ore.	3:00 p.m.
<b>15</b> Saturday	<b>*at Pacific Lutheran University (2)</b>	Tacoma, Wash.	1:00 p.m.
<b>16</b> Sunday	<b>*at Pacific Lutheran University</b>	Tacoma, Wash.	12:00 noon
<b>21</b> Friday	<b>*at Pacific University (2)</b>	Forest Grove, Ore.	1:00 p.m.
<b>22</b> Saturday	<b>*Pacific University</b>	Newberg, Ore.	12:00 noon

## May

<b>1</b> Monday	<b>at California State Univ. – Hayward (2)</b>	Hayward, Calif.	1:00 p.m.
<b>2</b> Tuesday	<b>at California State Univ. – Hayward</b>	Hayward, Calif.	3:00 p.m.
<b>6</b> Saturday	<b>*at Whitman College (2)</b>	Walla Walla, Wash.	1:00 p.m.
<b>7</b> Sunday	<b>*at Whitman College</b>	Walla Walla, Wash.	12:00 noon
<b>12</b> Friday	<b>*Whitworth College</b>	Newberg, Ore.	3:00 p.m.
<b>13</b> Saturday	<b>*Whitworth College (2)</b>	Newberg, Ore.	1:00 p.m.
<b>17–21</b> Wed.–Sun.	<b>*NCAA Division III Regionals</b>	On-campus sites	TBA
<b>26–30</b> Fri.–Tues.	<b>*NCAA Division III Finals</b>	Appleton, Wis.	TBA

Home games played at Morse Field

\* Northwest Conference game

