

2002

2002 Statistics

George Fox University Archives

Follow this and additional works at: https://digitalcommons.georgefox.edu/athletics_volleyball

Recommended Citation

George Fox University Archives, "2002 Statistics" (2002). *Volleyball*. 62.
https://digitalcommons.georgefox.edu/athletics_volleyball/62

This Statistics is brought to you for free and open access by the George Fox University Athletics at Digital Commons @ George Fox University. It has been accepted for inclusion in Volleyball by an authorized administrator of Digital Commons @ George Fox University. For more information, please contact arolfe@georgefox.edu.

GEORGE FOX UNIVERSITY "BRUINS" 2001 VOLLEYBALL RESULTS

Overall: 19-5 (H: 10-1 R: 6-4 N: 3-0)
NWC: 11-5 (H: 7-1 R: 4-4)

Games: 60-26
Games: 36-20

<u>DATE</u>		<u>OPPONENT</u>	<u>W/L</u>	<u>SCORE</u>	<u>ATT.</u>
8/31		EASTERN OREGON	W	3-1 (30-26, 27-30, 30-26, 30-19)	100
9/7 #	vs	California State-Hayward	W	3-2 (26-30, 30-22, 26-30, 30-19, 15-9)	-
9/7 #	at	Whittier	W	3-0 (30-28, 30-23, 30-26)	-
9/8 #	vs	Pomona-Pitzer	W	3-0 (30-16, 30-26, 30-28)	-
9/8 #	vs	Claremont-Mudd-Scripps	W	3-0 (30-20, 30-27, 30-26)	-
9/12	at	Warner Pacific	W	3-1 (30-17, 30-21, 28-30, 30-17)	70
9/14 *		WHITMAN	W	3-0 (30-21, 30-25, 30-10)	150
9/15 *		WHITWORTH	L	0-3 (25-30, 32-34, 18-30)	135
9/19 *	at	Willamette	W	3-1 (30-21, 25-30, 30-26, 30-19)	150
9/22 *	at	Puget Sound	L	0-3 (30-32, 27-30, 25-30)	275
9/27		COLORADO COLLEGE	W	3-2 (32-30, 28-30, 30-25, 29-31, 15-10)	100
9/28 *		LINFIELD	W	3-0 (30-26, 30-21, 30-24)	180
9/29 *	at	Pacific Lutheran	W	3-1 (30-27, 28-30, 30-28, 30-21)	225
10/3 *	at	Lewis & Clark	W	3-0 (30-27, 30-18, 30-20)	65
10/5 *	at	Pacific	W	3-0 (33-31, 30-23, 30-14)	56
10/10		WARNER PACIFIC	W	3-0 (30-16, 30-22, 30-13)	150
10/12 *	at	Whitman	L	2-3 (30-24, 30-24, 27-30, 30-32, 11-15)	-
10/13 *	at	Whitworth	L	0-3 (23-30, 21-30, 25-30)	107
10/17 *		WILLAMETTE	W	3-0 (30-27, 30-23, 30-20)	150
10/20 *		PUGET SOUND	W	3-1 (30-28, 22-30, 30-26, 30-25)	200
10/26 *	at	Linfield	L	2-3 (30-22, 27-30, 21-30, 27-30)	150
10/27 *		PACIFIC LUTHERAN	W	3-2 (30-21, 24-30, 30-26, 25-30, 15-9)	250
11/2 *		PACIFIC	W	3-0 (30-21, 30-21, 30-22)	275
11/3 *		LEWIS & CLARK	W	3-0 (30-18, 30-17, 30-23)	225

- Whittier College Tournament, Whittier, Calif.

* - Northwest Conference match

George Fox University Bruins - 2001 Volleyball Statistics (Final)
 Overall record: 19-5 Conf: 11-5 Home: 10-1 Away: 6-4 Neutral: 3-0

			-----ATTACK-----					---SET---		-----SERVE-----			
##	Name	GP	MP-MS	K	K/Game	E	TA	Pct	A	A/Game	SA	SA/Gm	SE
1	Nicole Bostic	78	24-24	278	3.56	98	933	.193	9	0.12	21	0.27	17
9	Heidi Vander Stoep	76	24-21	254	3.34	89	757	.218	10	0.13	18	0.24	8
11	Shelly Schultens	77	24-23	249	3.23	114	618	.218	10	0.13	35	0.45	27
6	Brandy Mailer	80	23-17	191	2.39	50	589	.239	64	0.80	23	0.29	19
7	Laura Bonner	17	12-0	29	1.71	11	112	.161	1	0.06	3	0.18	2
10	Lacey Langmade	42	20-2	66	1.57	22	255	.173	3	0.07	8	0.19	7
5	Jeni Nelson	39	19-4	56	1.44	23	184	.179	3	0.08	0	0.00	0
8	Lynette Domench	65	21-3	87	1.34	61	277	.094	0	0.00	0	0.00	2
3	Mindi Cotner	86	24-24	54	0.63	12	157	.268	1022	11.88	16	0.19	10
4	Stephanie Reedal	11	7-1	4	0.36	0	19	.211	2	0.18	0	0.00	0
12	Angie Frank	81	24-17	4	0.05	2	27	.074	10	0.12	19	0.23	22
2	Heather Peeples	70	22-7	1	0.01	5	15	-.267	3	0.04	3	0.04	9
1	Jessi Williams	1	3-0	0	0.00	0	0	.000	0	0.00	0	0.00	0
13	Monica Hill	1	1-0	0	0.00	1	1	-1.000	9	9.00	0	0.00	1
	GEORGE FOX.....	86	24-24	1273	14.80	488	3944	.199	1146	13.33	146	1.70	124
	Opponents.....	86	24-24	1192	13.86	646	4202	.130	1067	12.41	172	2.00	150

##	Name	G	RE	---DIG---		-----BLOCKING-----					
				DIG	Dig/G	BS	BA	Total	B/Game	BE	BHE
1	Nicole Bostic	78	38	400	5.13	3	24	27	0.35	5	4
9	Heidi Vander Stoep	76	14	321	4.22	1	13	14	0.18	2	0
11	Shelly Schultens	77	9	113	1.47	53	65	118	1.53	10	1
6	Brandy Mailer	80	20	346	4.32	9	40	49	0.61	5	3
7	Laura Bonner	17	9	34	2.00	0	1	1	0.06	0	2
10	Lacey Langmade	42	13	79	1.88	3	9	12	0.29	3	3
5	Jeni Nelson	39	2	15	0.38	8	21	29	0.74	3	0
8	Lynette Domench	65	4	33	0.51	16	39	55	0.85	8	1
3	Mindi Cotner	86	1	433	5.03	8	39	47	0.55	4	12
4	Stephanie Reedal	11	0	3	0.27	0	1	1	0.09	1	0
12	Angie Frank	81	32	178	2.20	0	2	2	0.02	1	0
2	Heather Peeples	70	26	126	1.80	0	0	0	0.00	0	0
1	Jessi Williams	1	1	1	1.00	0	0	0	0.00	0	0
13	Monica Hill	1	0	1	1.00	0	1	1	1.00	0	0
TEAM			9								
GEORGE FOX.....		86	178	2083	24.22	101	255	228.5	2.66	42	26
Opponents.....		86	159	1938	22.53	35	197	133.5	1.55	43	33

PLAYER RECORDS

(Bold indicates player still active)

Career Leaders (Top 10)

<u>Kills</u>	<u>Year</u>	<u>Total</u>
Sharon Barnett	1996-99 (4)	1,449
Cindy Warner	1988-91 (4)	1,270
Michelle Nelsen	1992-95 (4)	1,165
Kari Bashford-Cline	1991-94 (4)	1,164
Beth Davis	1996-99 (4)	1,123
Tricia Branderhorst	1988-91 (4)	1,091
Diane Walter	1982-85 (4)	807
Joanna Lofgren	1994-95 (2)	775
Melody Groeneveld-McMaster	1981-84 (3)	762
Becky Cate	1986-88 (3)	686

<u>Assists</u>	<u>Years</u>	<u>Total</u>
Jamie Suehiro	1991-93 (3)	4,023
Kim Meche	1985-88 (4)	2,868
Kari Guyer	1994-97 (4)	2,704
Stacy Wright	1988-90 (3)	2,681
Mindi (Yost) Cotner	1999-01 (3)	2,483
Jennie Rennie	1995-98 (4)	2,330
Denise (Iverson) Vernon	1979-81, 84 (4)	2,099
Tristan Nicholas	1998-99 (2)	791
Chris Moncton	1992-94 (3)	406
Brandy Mailer	1998-99, 2001 (3)	97

<u>Service Aces</u>	<u>Years</u>	<u>Total</u>
Kim Meche	1985-88 (4)	219
Cindy Warner	1988-91 (4)	195
Michelle Nelsen	1992-95 (4)	190
Stacie Wright	1988-90 (3)	189
Diane Walter	1982-85 (4)	147
Coby Van der Meer	1996-98 (3)	136
Jamie Suehiro	1991-93 (3)	130
Rachel Evans	1995-98 (4)	88
Kari Bashford-Cline	1992-94 (3)	87
Shelly Schultens	1999-01 (3)	86

<u>Digs</u>	<u>Years</u>	<u>Total</u>
Sharon Barnett	1996-99 (4)	1,641
Cindy Warner	1988-91 (4)	1,556
Michelle Nelsen	1992-95 (4)	1,298
Rachel Evans	1995-98 (4)	1,051
Jamie Suehiro	1991-93 (3)	1,042
Kari Bashford-Cline	1991-94 (4)	1,034
Mindi (Yost) Cotner	1999-01 (3)	917
Tricia Branderhorst	1988-91 (4)	891
Coby Van der Meer	1996-98 (3)	767
Beth Davis	1996-99 (4)	730

<u>Blocks</u>	<u>Years</u>	<u>Total</u>
Kim Reidel	1988-89 (2)	481
Beth Davis	1996-99 (4)	417
Amy Schultens	1995, 97-98 (3)	347
Shelly Schultens	1999-01 (3)	266
Jamie Suehiro	1992-93 (2)	155
Christy Fowler	1992-93 (2)	133
Mindi (Yost) Cotner	1999-01 (3)	129
Lynette Domench	1999-01 (3)	128
Charysse Chowning	1997-98 (2)	128
Joanna Lofgren	1994-95 (2)	125
Jen Schultens	1995, 97-98 (3)	125

Season Leaders (Top 10)

<u>Attack Pct. (min. 350 att.)</u>	<u>Year</u>	<u>Total</u>
Kristi Rau	1993	.401
Joanna Lofgren	1995	.366
Cindy Warner	1990	.352
Melody Groeneveld-McMaster	1984	.349
Tricia Branderhorst	1990	.314
Amy Schultens	1997	.313
Amy Schultens	1995	.310

Diane Walter	1985	.302
Kari Bashford-Cline	1993	.296
Christy Fowler	1993	.295

<u>Kills</u>	<u>Year</u>	<u>Total</u>
Sharon Barnett	1998	517
Kari Bashford-Cline	1993	483
Jen Schultens	1998	463
Joanna Lofgren	1995	431
Cindy Warner	1990	416
Cindy Warner	1991	407
Beth Davis	1998	398
Michelle Nelsen	1993	394
Tricia Branderhorst	1991	385
Sharon Barnett	1996	379

<u>Kills Per Game</u>	<u>Year</u>	<u>Kpg</u>
Joanna Lofgren	1995	5.60
Sharon Barnett	1999	4.21
Diane Walter-Davis	1985	4.07
Melody Groeneveld-McMaster	1984	4.02
Sharon Barnett	1998	4.01
Melody Groeneveld-McMaster	1984	3.98
Kari Bashford-Cline	1993	3.93
Diane Walter-Davis	1984	3.85
Cindy Warner	1992	3.82
Joanna Lofgren	1994	3.74

<u>Assists</u>	<u>Year</u>	<u>Total</u>
Jamie Suehiro	1992	1,455
Jennie Rennie	1998	1,339
Jamie Suehiro	1993	1,271
Mindi (Yost) Cotner	2001	1,022
Kari Guyer	1995	908
Mindi Yost	2000	854
Kari Guyer	1996	758
Mindi Yost	1999	607
Kari Guyer	1997	532
Kari Guyer	1994	506

<u>Assists Per Game</u>	<u>Year</u>	<u>ApG</u>
Jennie Rennie	1998	12.28
Mindi (Yost) Cotner	2001	11.88
Mindi Yost	1999	11.45
Kari Guyer	1995	10.90
Kari Guyer	1997	10.86
Jennie Rennie	1997	10.81
Jamie Suehiro	1992	10.54
Jamie Suehiro	1993	10.50
Kari Guyer	1996	10.38
Mindi Yost	2000	10.05

<u>Service Aces</u>	<u>Year</u>	<u>Total</u>
Kim Meche	1987	87
Stacie Wright	1989	79
Coby Van der Meer	1998	73
Michelle Nelsen	1995	63
Stacie Wright	1990	62
Cindy Warner	1990	59
Cindy Warner	1991	57
Kim Meche	1988	55
Diane Walter-Davis	1984	50
Jamie Suehiro	1992	50

<u>Service Aces Per Game</u>	<u>Year</u>	<u>SApG</u>
Michelle Nelsen	1995	0.68
Kim Meche	1987	0.66
Stacie Wright	1989	0.62
Stacie Wright	1990	0.61
Joanna Lofgren	1995	0.56
Cindy Warner	1990	0.54
Coby Van der Meer	1998	0.53
Cindy Warner	1991	0.52
Michelle Nelsen	1994	0.47
Shelly Schultens	2001	0.45
Diane Walter-Davis	1985	0.45

Digs	Year	Total
Sharon Barnett	1998	631
Cindy Warner	1989	487
Jamie Suehiro	1992	482
Kristi Marquette	1992	476
achel Evans	1998	467
Mindi (Yost) Cotner	2001	433
Sharon Barnett	1996	428
Nicole Bostic	2001	400
Michelle Nelsen	1994	370
Michelle Nelsen	1995	365

Digs Per Game	Year	Dpg
Nicole Bostic	2001	5.13
Mindi (Yost) Cotner	2001	5.03
Sharon Barnett	1998	4.89
Cindy Warner	1990	4.51
Sharon Barnett	1997	4.37
Brandy Mailer	2001	4.32
Heidi Vander Stoop	2001	4.22
Sharon Barnett	1996	4.20
Michelle Nelsen	1994	4.07
Mindi Yost	2000	3.98

Blocks	Year	Total
Kim Reidel	1988	241
Heide Keller	1992	168
Amy Schultens	1998	158
Beth Davis	1998	145
Kristi Marquette	1993	140
Beth Davis	1999	128
Shelly Schultens	2001	118
Wendy Clark	1999	108
Amy Schultens	1995	107
Kristy Rau	1993	106

Blocks Per Game	Year	Bpg
Kim Reidel	1988	2.16
Kim Reidel	1989	2.11
Stacie Chandler	1988	2.07
Stacie Chandler	1987	1.72
Teri Johnson	1989	1.63
Diane Walter-Davis	1985	1.61
Shelly Schultens	2001	1.53
Diane Walter-Davis	1984	1.44
Becky Cate	1987	1.42
Beth Davis	1999	1.39

Match Records – Individual

Kills (5 games)	32	Joanna Lofgren vs. Albertson, 10/28/94
	32	Sharon Barnett vs. Western Oregon, 11/14/98
Kills (4 games)	32	Joanna Lofgren vs. Pacific, 10/25/95
Kills (3 games)	25	Joanna Lofgren vs. Pacific Lutheran, 10/28/95
Assists	85	Jennie Rennie vs. Western Oregon, 11/14/98
Service Aces	10	Michelle Nelsen vs. Albertson, 1995
Digs	52	Sharon Barnett vs. Western Oregon, 11/14/98
Blocks	19	Stacie Chandler vs. Columbia Christian, 1988

Season Records – Team

	Year	No.
Kills	1998	2,033
Kills per game	2001	14.80
Errors	1992	717
Attack Pct.	1995	.254
Assists	1998	1,836
Assists per game	2001	13.33
Service Aces	1989	500
Aces per game	1989	4.39
Digs	1998	2,711
Digs per game	2001	24.22
Blocks	1988	686
Blocks per game	1992	4.02

INDIVIDUAL AWARDS

Joanie Snyder	
All-WCIC Honorable Mention	1978
Melody Groeneveld-McMaster	
NAIA All-District 2 First Team	1982, 1984
NCCAA All-American	1984
Diane (Walter) Davis	
NAIA All-District 2 Second Team	1984
NCCAA District 8 Player of the Year	1984, 1985
NAIA All-District 2 First Team	1985
Denise (Iverson) Vernon	
NCCAA All-American	1984
Rebecca Cate	
NAIA All-District 2 Second Team	1987, 1988
NCCAA All-American	1987
Katie Lang	
NCCAA All-American	1987
Andrea Marthaller	
NAIA All-District 2 Second Team	1987
NCCAA All-American	1987
Kim Riedel	
NCCAA All-Tournament	1989
Cindy Warner	
NAIA All-District 2 Second Team	1989
NCCAA All-Tournament	1989
Two-Time NAIA District 2 Player of the Week	1990
NAIA District 2 All-Tournament Team	1990
NAIA All-District 2 First Team	1990, 1991
NAIA All-District 2 Female Scholar-Athlete	1990
NAIA All-American Honorable Mention	1990, 1991
NAIA All-American Scholar-Athlete	1990
NCCAA All-American First Team	1990
Stacy Wright	
NCCAA All-Tournament	1989
NCCAA All-American	1989
NAIA All-District 2 Second Team	1990
Tricia Branderhorst	
NAIA All-District 2 Second Team	1990
Jamie Suehiro	
NAIA District 2 All-Tournament Team	1991
NAIA All-District 2 First Team	1991, 1992, 1993
Cascade Conference Player of the Week	11/1/92
All-Cascade Conference First Team	1992, 1993
Cascade Conference Player of the Year	1992, 1993
NAIA All-American Second Team	1992
NAIA All-American Scholar-Athlete	1992, 1993
Two-Time NAIA District 2 Player of the Week	1993
NAIA District 2 Player of the Year	1993
NAIA All-American Honorable Mention	1993
NAIA District 2 Scholar-Athlete	1993
NAIA District 2 Female Scholar-Athlete	1993
GTE Academic All-District VIII First Team	1993
GTE Academic All-American Second Team	1993
Kari (Bashford) Cline	
All-Cascade Conference First Team	1993
NAIA All-District 2 Second Team	1993
All-Cascade Conference Second Team	1994
Kristy Rau	
Honorable Mention All-Cascade Conference	1993
Joanna Lofgren	
Cascade Conference Player of the Week	10/17/94
All-Cascade Conference First Team	1994
NCIC Player of the Week	10/2/95, 10/9/95, 10/30/95
NAIA Pacific Northwest Region Player of the Week	10/2/95, 10/30/95
All-Northwest Conference First Team	1995
GTE Academic All-District VIII Second Team	1995
NAIA All-American Honorable Mention	1995
Michelle Nelsen	
All-Cascade Conference Second Team	1994

All-Northwest Conference Second Team	1995
Kari Guyer	
All-Northwest Conference First Team	1995
All-Northwest Conference Honorable Mention	1996
GTE Academic All-District VIII Team	1996
Sharon Barnett	
Northwest Conference Player of the Week	10/7/96, 9/15/97, 9/20/98, 11/8/98
All-Northwest Conference First Team	1996, 1997, 1998, 1999
NAIA All-Pacific Northwest Region First Team	1997, 1998
Whitworth Invitational All-Tournament Team	1998
Northwest Conference Co-Player of the Year	1998
All-Pacific Northwest Independent Section Team	1998
GTE Academic All-District VIII Team	1998
NAIA All-American Third Team	1998
Northwest Conference Player of the Year	1999
NCAA All-District VIII First Team	1999
Michelle Harper	
All-Northwest Conference Honorable Mention	1996
All-Northwest Conference Second Team	1997
Beth Davis	
All-Northwest Conference Honorable Mention	1997
NAIA All-Pacific Northwest Region Second Team	1998
All-Pacific Northwest Independent Section Team	1998
GTE Academic All-District VIII Team	1998, 1999
NAIA All-American Scholar-Athlete	1998
All-Northwest Conference First Team	1999
Jennie Rennie	
All-Northwest Conference Second Team	1997
NAIA National Setter of the Week	11/17/98
All-Northwest Conference First Team	1998
NAIA All-Pacific Northwest Region First Team	1998
All-Pacific Northwest Independent Section Team	1998
NAIA All-American Honorable Mention	1998
Charysse Chowning	
NAIA All-American Scholar-Athlete	1998
Rachel Evans	
All-Northwest Conference Second Team	1998
NAIA All-American Scholar-Athlete	1998
Tristan Nicholas	
Northwest Conference Player of the Week	10/25/98
NAIA Regional Player of the Week	10/25/98
Amy Schultens	
Northwest Conference Co-Player of the Week	10/11/98
Jen Schultens	
Northwest Conference Co-Player of the Week	10/11/98
All-Northwest Conference Honorable Mention	1998
Wendy Clark	
All-Northwest Conference Second Team	1999
Amy Forbes	
All-Northwest Conference Honorable Mention	2000
Mindy Yost	
Pikes Peak Challenge All-Tournament Team	2000
Northwest Conference Player of the Week	9/24/00, 9/30/01
All-Northwest Conference Second Team	2000
All-Northwest Conference First Team	2001
Verizon Academic All-District VIII Second Team	2001
Nicole Bostic	
Pikes Peak Challenge All-Tournament Team	2000
All-Northwest Conference Honorable Mention	2001
Shelly Schultens	
All-Northwest Conference Second Team	2001

MOST VALUABLE PLAYERS

1977	Joni Snyder
1979	Denise (Iverson) Vernon
1982	Melody Groeneveld-McMaster
1983	Diane Walter, Melody Groeneveld-McMaster

1984	Diane Walter, Melody Groeneveld-McMaster
1985	Diane Walter
1986	Andrea Marthaller, Kim Meche
1987	Becky Cate
1988	Becky Cate, Kim Meche
1989	Stacie Wright
1990	Cindy Warner
1991	Jamie Suchiro, Cindy Warner
1992	Jamie Suchiro
1993	Jamie Suchiro
1994	Joanna Lofgren
1995	Joanna Lofgren
1996	Sharon Barnett
1997	Sharon Barnett (Off.), Rachel Evans (Def.)
1998	Sharon Barnett
1999	Sharon Barnett
2000	Mindi Yost
2001	Mindi (Yost) Cotner

GEORGE FOX SERIES RECORDS (1988-2001)

Records prior to 1988 are being researched.

Opponent	Total	Home	Away	Neutral	First Gm	Last Gm
Alaska Pacific College	0-2		0-2		1989	1989
Albertson College	7-2	3-1	1-0	3-1	1992	1996
Bethel College	2-0			2-0	1989	1989
Brigham Young University-Hawaii	0-1			0-1	1994	1994
California-San Diego, University of	0-1			0-1	1999	1999
California-Santa Cruz, University of	3-0	2-0	1-0		1998	1999
California State University-Hayward	1-1			1-1	1999	2001
Carroll College MT	1-0			1-0	1998	1998
Cascade College	1-0			1-0	1996	1996
Central Washington University	1-2	1-1		0-1	1991	1995
Chemeketa College (JC)	1-0			1-0	1988	1988
Christian Heritage College	1-0	1-0			1994	1994
Claremont-Midd-Scripps Colleges	3-0			3-0	1997	2001
Clark College (JC)	1-0	1-0			1988	1988
Colorado College	2-1	1-1	1-0		1999	2001
Columbia Christian College	11-0	7-0	1-0	3-0	1988	1991
Concordia University-Austin	0-1			0-1	2000	2000
Concordia University-Portland	21-0	12-0	7-0	2-0	1988	1998
Eastern Oregon University	18-2	10-1	1-0	7-1	1988	2001
Fresno Pacific University	0-1			0-1	1998	1998
Geneva College	1-0			1-0	1989	1989
Hamline University	1-0	1-0			1995	1995
Howard Payne University	1-0			1-0	2000	2000
Humboldt State University	0-2			0-2	1988	1989
John Brown University	1-0			1-0	1989	1989
La Verne University	0-1	0-1			2000	2000
Lewis & Clark College	24-6	11-2	11-1	2-3	1988	2001
Lewis-Clark State College	3-5			3-5	1988	1998
Linfield College	22-15	13-3	3-7	6-5	1988	2001
Master's College, The	1-0			1-0	1995	1995
Milligan College	0-1			0-1	1989	1989
Mills College	2-0			2-0	1997	1999
Montana-Western, University of	1-0			1-0	1998	1998
Montana State University-Northern	1-0			1-0	1996	1996
Montana Tech of the University of Montana	2-2			2-2	1988	1996
Mount Hood College (JC)	1-0	1-0			1989	1989
Northwest College of the Assembly of God	1-0			1-0	1998	1998
Northwest Nazarene College	6-10	4-3	1-1	1-6	1988	1998
Oregon Institute of Technology	8-0	2-0		6-0	1988	1998
Pacific University (Ore.)	29-11	13-6	11-3	5-2	1988	2001
Pacific Lutheran University	17-6	10-3	5-3	2-0	1990	2001
Palm Beach Atlantic University	1-0			1-0	1998	1998
Pomona-Pitzer Colleges	1-0			1-0	2001	2001
Portland State University	0-1		0-1		1988	1988
Puget Sound, University of	13-9	5-2	5-3	3-4	1988	2001
Saint Edward's University	0-1			0-1	1998	1998
Saint Martin's College	7-1	2-0	1-1	4-0	1988	1999
Seattle University	0-1			0-1	2000	2000
Seattle Pacific University	0-3			0-3	1988	1990
Simon Fraser University	3-0			3-0	1988	1999
Southern Oregon University	7-9	4-3	0-2	3-4	1988	1997
Taylor University	0-1			0-1	1989	1989
Warner Pacific College	11-0	5-0	4-0	2-0	1988	2001
Western Baptist College	21-3	9-2	6-1	6-0	1988	1998
Western Oregon University	3-29	2-14	1-10	0-5	1988	1998
Western Washington University	1-4			1-4	1989	1993
Whitman College	11-3	7-0	4-3		1995	2001
Whittier College	3-0	2-0	1-0		1997	2001
Whitworth College	10-4	5-2	4-2	1-0	1995	2001
Willamette University	20-20	11-8	5-10	4-2	1988	2001
TOTALS (14 years)	308-162	145-53	74-50	89-59		

ALASKA PACIFIC UNIVERSITY, Anchorage, Alaska – 0-2 (A 0-2)

9/22/89	at Alaska Pacific	L	2-3	17-15, 3-15, 2-15, 17-15, 11-15
9/23/89	at Alaska Pacific	L	1-3	4-15, 15-9, 4-15, 11-15

ALBERTSON COLLEGE (College of Idaho), Caldwell, Idaho – 7-2 (H 3-1, A 1-0, N 3-1)

10/17/92	* at Albertson	W	3-2	15-9, 14-16, 15-13, 15-17, 15-7
11/7/92	\$ vs Albertson	L	0-2	8-15, 6-15
11/13/92	% vs Albertson	W	2-0	15-4, 15-5
9/25/93	+ Albertson	W	2-1	9-15, 15-3, 15-8

* - Cascade Collegiate Conference match

\$ - NAIA District 2 Tournament, ???

% - unknown tournament, ???

+ - George Fox Invitational, Newberg, Ore.

10/29/93	*	Albertson	W	3-2	15-9, 10-15, 15-9, 10-15, 15-9
11/5/93	\$	vs Albertson	W	2-0	15-5, 15-6
10/28/94	*	Albertson	W	3-2	8-15, 15-10, 15-8, 11-15, 1715
10/7/95	+	vs Albertson	W	2-1	15-10, 12-15, 17-15
9/20/96	#	Albertson	L	0-2	8-15, 14-16

* - Cascade Collegiate Conference match
 \$ - Cascade Collegiate Conference Trn., ???
 * - Cascade Collegiate Conference match
 + - Western Oregon State Tourn., Monmouth, Ore.
 # - George Fox Invitational, Newberg, Ore.

BETHEL COLLEGE, ??? - 2-0 (N 2-0)

11/10/89	%	vs Bethel ?	W	2-0	15-12, 15-10
11/11/89	%	vs Bethel ?	W	2-0	15-10, 15-2

% - NCCAA National Tournament, ???
 % - NCCAA National Tournament, ???

BRIGHAM YOUNG UNIVERSITY-HAWAII, Laie, Hawaii - 0-1 (N 0-1)

10/7/94	+	vs Brigham Young-Hawaii	L	0-2	5-15, 9-15
---------	---	-------------------------	---	-----	------------

+ - Western Oregon State Tourn., Monmouth, Ore.

UNIVERSITY OF CALIFORNIA-SAN DIEGO, San Diego, California - 0-1 (N 0-1)

9/11/99	#	vs California-San Diego	L	0-3	6-15, 12-15, 5-15
---------	---	-------------------------	---	-----	-------------------

- Puget Sound Invitational, Tacoma, Wash.

UNIVERSITY OF CALIFORNIA-SANTA CRUZ, Santa Cruz, California - 3-0 (H 2-0, A 1-0)

10/10/98		California-Santa Cruz	W	3-0	15-3, 15-11, 15-14
9/8/99		California-Santa Cruz	W	3-0	15-4, 15-9, 17-15
10/16/99	+	at California-Santa Cruz	W	3-0	15-5, 15-9, 15-9

+ - UC-Santa Cruz Tournament, Santa Cruz, Calif.

CALIFORNIA STATE UNIVERSITY-HAYWARD, Hayward, California - 1-1 (N 1-1)

10/16/99	+	vs California State-Hayward	L	1-3	15-17, 15-3, 14-16, 11-15
9/7/01	#	vs California State-Hayward	W	3-2	26-30, 30-22, 26-30, 30-19, 15-9

+ - UC-Santa Cruz Tournament, Santa Cruz, Calif.
 # - Whittier College Tournament, Whittier, Calif.

CARROLL COLLEGE, Helena, Montana - 1-0 (N 1-0)

9/5/98	#	vs Carroll	W	3-0	15-12, 15-11, 15-5
--------	---	------------	---	-----	--------------------

- Whitworth Invitational, Spokane, Wash.

CASCADE COLLEGE, Portland, Oregon - 1-0 (N 1-0)

10/4/96	+	vs Cascade	W	2-0	15-6, 15-5
---------	---	------------	---	-----	------------

+ - Pacific Invitational, Forest Grove, Ore.

CENTRAL WASHINGTON UNIVERSITY, Ellensburg, Washington - 1-2 (H 1-1, N 0-1)

10/12/91	!	vs Central Washington	L	0-2	10-15, 10-15
9/18/93		Central Washington	L	2-3	9-15, 12-15, 15-12, 16-14, 11-15
9/23/95	#	Central Washington	W	2-1	2-15, 15-6, 15-9

! - Western Oregon Tournament, Monmouth, Ore.
 # - George Fox Invitational, Newberg, Ore.

CHEMEKETA COLLEGE (JC), Salem, Oregon - 1-0 (N 1-0)

10/14/88	!	vs Chemeketa (JC)	W	2-0	15-10, 15-6
----------	---	-------------------	---	-----	-------------

! - Western Oregon State Invit., Monmouth, Ore.

CHRISTIAN HERITAGE COLLEGE, El Cajon, California - 1-0 (H 1-0)

9/23/94	#	Christian Heritage	W	2-0	15-5, 15-5
---------	---	--------------------	---	-----	------------

- George Fox Invitational, Newberg, Ore.

CLAREMONT-MUDD-SCRIPPS COLLEGES, Claremont, California - 3-0 (N 3-0)

9/5/97	#	vs Claremont-Mudd-Scripps	W	3-1	15-1, 3-15, 15-6, 15-7
9/6/97	#	vs Claremont-Mudd-Scripps	W	3-0	15-7, 15-10, 15-5
9/8/01	#	vs Claremont-Mudd-Scripps	W	3-0	30-20, 30-27, 30-26

- Whittier Tournament, Whittier, Calif.
 # - Whittier Tournament, Whittier, Calif.
 # - Whittier College Tournament, Whittier, Calif.

CLARK COLLEGE (JC), Vancouver, Washington - 1-0 (H 1-0)

9/9/88		Clark (JC)	W	3-1	14-16, 15-6, 15-6, 15-12
9/4/90		Clark (JC)			

COLORADO COLLEGE, Colorado Springs, Colorado - 2-1 (H 1-1, A 1-0)

9/30/99		Colorado College	L	2-3	13-15, 15-13, 15-11, 12-15, 14-16
9/2/00	#	at Colorado College	W	3-2	15-13, 3-15, 15-13, 2-15, 15-11
9/27/01		Colorado College	W	3-2	32-30, 28-30, 30-25, 29-31, 15-10

- Pikes Peak Challenge, Colorado Springs, Colo.

COLUMBIA CHRISTIAN COLLEGE, Portland, Oregon - 11-0 (H 7-0, A 1-0, N 3-0)

9/20/88		Columbia Christian	W	3-1	15-3, 15-17, 15-7, 15-6
10/10/88		Columbia Christian	W	3-1	15-7, 7-15, 15-7, 15-7
9/8/89	#	vs Columbia Christian	W	2-0	15-7, 15-9
10/23/89	\$	vs Columbia Christian	W	2-0	15-11, 15-7
9/20/90		Columbia Christian	W	3-0	15-10, 15-12, 15-8
9/28/90	+	Columbia Christian	W	2-1	15-9, 3-15, 15-4
10/15/90		Columbia Christian	W	3-1	12-15, 15-2, 15-8, 15-8
9/5/91	#	vs Columbia Christian	W	2-1	8-15, 15-6, 15-7
9/27/91	+	Columbia Christian	W	2-1	9-15, 15-9, 15-12
10/17/91		Columbia Christian	W	3-0	15-9, 15-11, 15-4
11/4/91		at Columbia Christian	W	3-0	15-4, 15-11, 15-2

- Willamette University Tournament, Salem, Ore.
 \$ - NCCAA District 8 Tournament, ???

+ - George Fox Invitational, Newberg, Ore.

- Willamette Tournament, Salem, Ore.

+ - George Fox Invitational, Newberg, Ore.

CONCORDIA UNIVERSITY-AUSTIN, Austin, Texas - 0-1 (N 0-1)

9/1/00	#	vs Concordia-Austin	L	2-3	18-16, 9-15, 11-15, 15-13, 16-18
--------	---	---------------------	---	-----	----------------------------------

- Pikes Peak Challenge, Colorado Springs, Colo.

CONCORDIA UNIVERSITY-PORTLAND, Portland, Oregon - 21-0 (H 12-0, A 7-0, N 2-0)

9/17/88	#	Concordia	W	2-0	15-10, 15-11
9/28/88		Concordia	W	3-0	15-5, 15-8, 15-6
10/18/88		Concordia	W	3-1	15-6, 15-0, 10-15, 15-9
10/3/89		Concordia	W	3-2	14-16, 15-8, 13-15, 15-3, 15-4
10/25/89		at Concordia	W	3-0	15-13, 15-10, 15-3

- George Fox Invitational, Newberg, Ore.

9/25/90	at Concordia			
9/28/90	+ Concordia	W	2-0	15-4, 15-5
10/22/90	\$ vs Concordia	W	2-0	15-10, 15-7
9/25/91	Concordia	W		
11/5/91	at Concordia	W	3-0	15-2, 15-4, 15-0
9/15/92	* at Concordia	W	3-0	15-8, 15-11, 15-7
10/6/92	* Concordia	W	3-0	15-9, 15-6, 15-13
10/9/92	! vs Concordia	W	2-0	15-4, 15-6
9/28/93	* at Concordia	W	3-0	15-5, 15-8, 15-10
10/12/93	* Concordia	W	3-0	15-4, 15-0, 15-13
9/23/94	# Concordia	W	2-0	15-10, 15-3
10/11/94	* at Concordia	W	3-1	15-2, 15-3, 6-15, 15-4
11/4/94	Concordia	W	3-0	15-3, 15-8, 15-7
10/14/95	Concordia	W	3-0	15-9, 15-10, 15-7
10/31/95	at Concordia	W	3-2	11-15, 15-10, 5-15, 15-9, 15-2
10/8/96	Concordia	W	3-1	15-4, 11-15, 15-5, 15-5
9/8/98	at Concordia-Portland	W	3-0	18-16, 15-12, 15-8

+ - George Fox Invitational, Newberg, Ore.
\$ - NCCAA District 8 Tournament, ???

* - Cascade Collegiate Conference match
* - Cascade Collegiate Conference match
! - Western Oregon Tournament, Monmouth, Ore.
* - Cascade Collegiate Conference match
* - Cascade Collegiate Conference match
- George Fox Invitational, Newberg, Ore.
* - Cascade Collegiate Conference match

EASTERN OREGON UNIVERSITY, LaGrande, Oregon - 18-2 (H 10-1, A 1-0, N 7-1)

9/16/88	# Eastern Oregon	W	2-1	16-14, 11-115, 15-7
9/15/89	+ Eastern Oregon	W	2-0	15-3, 15-8
9/29/90	+ Eastern Oregon	W	2-1	9-15, 15-11, 15-3
11/2/90	% vs Eastern Oregon	W	2-1	15-13, 12-15, 15-9
9/6/91	# vs Eastern Oregon	W	2-0	15-7, 15-13
9/27/91	+ Eastern Oregon	L	1-2	15-11, 1-15, 15-17
9/25/92	+ Eastern Oregon	W	2-0	15-8, 16-14
10/16/92	* at Eastern Oregon	W	3-0	15-7, 16-14, 15-6
11/6/92	\$ vs Eastern Oregon	L	0-2	11-15, 10-15
9/24/93	+ Eastern Oregon	W	2-0	15-5, 15-11
10/8/93	! vs Eastern Oregon	W	2-0	15-8, 15-8
10/30/93	* Eastern Oregon	W	3-0	15-7, 15-6, 15-13
11/5/93	\$ vs Eastern Oregon	W	2-0	15-10, 15-8
10/7/94	+ vs Eastern Oregon	W	2-0	15-6, 15-12
10/29/94	* Eastern Oregon	W	3-0	15-2, 15-9, 15-9
11/11/94	! vs Eastern Oregon	W	2-0	15-12, 15-8
9/22/95	# Eastern Oregon	W	2-0	15-1, 15-4
10/5/96	+ vs Eastern Oregon	W	3-0	15-11, 16-14, 15-3
9/20/97	+ Eastern Oregon	W	3-0	15-6, 15-3, 15-4
8/31/01	Eastern Oregon	W	3-1	30-26, 27-30, 30-26, 30-19

- George Fox Invitational, Newberg, Ore.
+ - George Fox Invitational, Newberg, Ore.
+ - George Fox Invitational, Newberg, Ore.
% - NAIA District 2 Tournament, ???
- Willamette Tournament, Salem, Ore.
+ - George Fox Invitational, Newberg, Ore.
+ - George Fox Invitational, Newberg, Ore.
* - Cascade Collegiate Conference match
\$ - NAIA District 2 Tournament, ???
+ - George Fox Invitational, Newberg, Ore.
! - Western Oregon State Tourn., Monmouth, Ore.
* - Cascade Collegiate Conference match
\$ - Cascade Collegiate Conference Trn., ???
+ - Western Oregon State Tourn., Monmouth, Ore.
* - Cascade Collegiate Conference match
! - Cascade Collegiate Conf. Trn., Caldwell, Idaho
- George Fox Invitational, Newberg, Ore.
+ - Pacific Invitational, Forest Grove, Ore.
+ - George Fox Invitational, Newberg, Ore.

FRESNO PACIFIC UNIVERSITY, Fresno, California - 0-1 (N 0-1)

12/4/98	% vs Fresno Pacific	L	0-3	12-15, 9-15, 6-15
---------	---------------------	---	-----	-------------------

% - NAIA National Tournament, Kankakee, Ill.

GENEVA COLLEGE, Beaver Falls, Pennsylvania - 1-0 (N 1-0)

11/11/89	% vs Geneva	W	2-0	15-6, 15-4
----------	-------------	---	-----	------------

% - NCCAA National Tournament, ???

HAMLIN UNIVERSITY, St. Paul, Minnesota - 1-0 (H 1-0)

9/9/95	Hamline	W	3-1	15-17, 15-3, 15-4, 15-9
--------	---------	---	-----	-------------------------

HOWARD PAYNE UNIVERSITY, Brownwood, Texas - 1-0 (N 1-0)

9/1/00	# vs Howard Payne	W	3-2	6-15, 15-2, 15-9, 13-15, 15-5
--------	-------------------	---	-----	-------------------------------

- Pikes Peak Challenge, Colorado Springs, Colo.

HUMBOLDT STATE UNIVERSITY, Arcata, California - 0-2 (N 0-2)

10/15/88	! vs Humboldt State	L	0-2	9-15, 12-15
10/14/89	! vs Humboldt State	L	0-2	2-15, 14-16

! - Western Oregon State Invit., Monmouth, Ore.
! - Western Oregon Tournament, Monmouth, Ore.

JOHN BROWN UNIVERSITY, Siloam Springs, Arkansas - 1-0 (N 1-0)

11/10/89	% vs John Brown	W	2-0	15-5, 15-10
----------	-----------------	---	-----	-------------

% - NCCAA National Tournament, ???

LA VERNE UNIVERSITY, La Verne, California - 0-1 (H 0-1)

9/8/00	La Verne	L	2-3	15-10, 15-9, 8-15, 11-15, 10-15
--------	----------	---	-----	---------------------------------

LEWIS & CLARK COLLEGE, Portland, Oregon - 24-6 (H 11-2, A 11-1, N 2-3)

10/1/88	+ vs Lewis & Clark	L	1-2	15-8, 8-15, 6-15
10/7/88	at Lewis & Clark	L	1-3	9-15, 19-17, 8-15, 6-15
10/14/88	! vs Lewis & Clark	L	0-2	4-15, 6-15
9/15/89	+ Lewis & Clark	W	2-0	15-6, 15-8
10/13/89	! vs Lewis & Clark	W	2-0	15-3, 15-5
10/3/90	Lewis & Clark	L	2-3	9-15, 13-15, 17-15, 15-11, 13-15
10/19/90	at Lewis & Clark	W	3-2	11-15, 15-4, 15-9, 8-15, 16-14
11/3/90	% vs Lewis & Clark	L	0-2	4-15, 5-15
10/15/91	Lewis & Clark	L	2-3	15-11, 4-15, 17-15, 10-15, 2-15
10/25/91	at Lewis & Clark	W	3-2	15-11, 13-15, 15-12, 10-15, 15-8
10/13/92	Lewis & Clark	W	3-1	15-8, 15-5, 11-15, 15-11
10/23/92	at Lewis & Clark	W	3-1	15-8, 15-8, 6-15, 15-5
9/8/93	at Lewis & Clark	W	3-0	15-3, 15-3, 15-10
11/2/93	Lewis & Clark	W	3-1	15-6, 15-9, 11-15, 15-4
9/24/94	# Lewis & Clark	W	2-0	15-9, 15-12

+ - UPS Tournament, Tacoma, Wash.

! - Western Oregon State Invit., Monmouth, Ore.
+ - George Fox Invitational, Newberg, Ore.
! - Western Oregon Tournament, Monmouth, Ore.

% - NAIA District 2 Tournament, ???

- George Fox Invitational, Newberg, Ore.

[illegible]

- + - UPS Tournament, Tacoma, Wash.
- ! - Western Oregon Tournament, Monmouth, Ore.
- ! - Western Oregon Tournament, Monmouth, Ore.
- ! - Western Oregon Tournament, Monmouth, Ore.
- ! - Western Oregon State Tourn., Monmouth, Ore.
- + - Western Oregon State Tourn., Monmouth, Ore.
- ! - NAIA Pacific Northwest Sect., Monmouth, Ore.
- % - NAIA National Tournament, Kankakee, Ill.

- + - UPS Tournament, Tacoma, Wash.
- ! - Western Oregon Tournament, Monmouth, Ore.
- ! - Western Oregon Tournament, Monmouth, Ore.
- ! - Western Oregon Tournament, Monmouth, Ore.
- ! - Western Oregon State Tourn., Monmouth, Ore.
- + - Western Oregon State Tourn., Monmouth, Ore.
- ! - NAIA Pacific Northwest Sect., Monmouth, Ore.
- % - NAIA National Tournament, Kankakee, Ill.

- George Fox Invitational, Newberg, Ore.
- George Fox Invitational, Newberg, Ore.
+ - UPS Tournament, Tacoma, Wash.

[illegible]

+ - Western Oregon State Tourn., Monmouth, Ore.

+ - Western Oregon State Tourn., Monmouth, Ore.

% - NCCAA National Tournament. ???

% - NCCAA National Tournament. ???

- Whittier Tournament, Whittier, Calif.
+ - UC-Santa Cruz Tournament, Santa Cruz, Calif.

- Whittier Tournament, Whittier, Calif.
+ - UC-Santa Cruz Tournament, Santa Cruz, Calif.

S - NAIA Pacific Northwest Regional, Nampa, Ida.

S - NAIA Pacific Northwest Regional, Nampa, Ida.

MONTANA STATE UNIVERSITY-NORTHERN, Havre, Montana – 1-0 (N 1-0)

10/4/96	+	vs Montana State-Northern	W	2-0	15-11, 15-1
---------	---	---------------------------	---	-----	-------------

+ - Pacific Invitational, Forest Grove, Ore.

MONTANA TECH OF THE UNIVERSITY OF MONTANA, Dillon, Montana – 2-2 (N 2-2)

10/1/88	+	vs Montana Tech	L	1-2	15-5, 13-15, 11-15
10/8/93	!	vs Montana Tech	W	2-0	15-4, 15-13
10/6/95	+	vs Montana Tech	L	0-2	9-15, 9-15
10/5/96	+	vs Montana Tech	W	2-0	15-10, 15-5

+ - UPS Tournament, Tacoma, Wash.
 ! - Western Oregon State Tourn., Monmouth, Ore.
 + - Western Oregon State Tourn., Monmouth, Ore.
 + - Pacific Invitational, Forest Grove, Ore.

MOUNT HOOD COLLEGE (JC), Gresham, Oregon – 1-0 (H 1-0)

9/16/89	+	Mt. Hood (JC)	W	2-1	15-7, 8-15, 15-7
---------	---	---------------	---	-----	------------------

+ - George Fox Invitational, Newberg, Ore.

NORTHWEST COLLEGE OF THE ASSEMBLY OF GOD, Kirkland, Washington – 1-0 (N 1-0)

9/5/98	#	vs Northwest	W	3-0	15-3, 15-2, 15-5
--------	---	--------------	---	-----	------------------

- Whitworth Invitational, Spokane, Wash.

NORTHWEST NAZERENE COLLEGE, Nampa, Idaho – 6-10 (H 4-3, A 1-1, N 1-6)

9/16/88	#	Northwest Nazerene	W	2-0	15-4, 15-5
9/15/89	+	Northwest Nazerene	W	2-1	14-16, 15-12, 17-15
9/29/90	+	Northwest Nazerene	W	2-0	15-8, 15-3
9/28/91	+	Northwest Nazerene	W	2-0	15-5, 15-10
10/17/92	*	at Northwest Nazerene	L	2-3	10-15, 6-15, 15-13, 15-3, 10-15
11/6/92	\$	vs Northwest Nazerene	L	1-2	15-11, 5-15, 10-15
10/9/93	!	vs Northwest Nazerene	W	2-0	15-9, 15-8
10/30/93	*	Northwest Nazerene	L	0-3	11-15, 12-15, 12-15
11/6/93	\$	vs Northwest Nazerene	L	0-2	11-15, 7-15
11/13/93	%	vs Northwest Nazerene	L	0-2	11-15, 5-15
9/23/94	#	Northwest Nazerene	L	0-2	3-15, 12-15
10/28/94	*	Northwest Nazerene	L	0-3	11-15, 6-15, 8-15
11/12/94	!	vs Northwest Nazerene	L	0-2	5-15, 8-15
10/6/95	+	vs Northwest Nazerene	L	0-2	5-15, 1-15
9/5/98	#	vs Northwest Nazerene	L	2-3	15-12, 17-15, 8-15, 13-15, 11-15
11/20/98	\$	at Northwest Nazerene	W	3-0	15-10, 15-6, 15-5

- George Fox Invitational, Newberg, Ore.
 + - George Fox Invitational, Newberg, Ore.
 + - George Fox Invitational, Newberg, Ore.
 + - George Fox Invitational, Newberg, Ore.
 * - Cascade Collegiate Conference match
 \$ - NAIA District 2 Tournament, ???
 ! - Western Oregon State Tourn., Monmouth, Ore.
 * - Cascade Collegiate Conference match
 \$ - Cascade Collegiate Conference Trn., ???
 % - NAIA District 2 Tournament, ???
 # - George Fox Invitational, Newberg, Ore.
 * - Cascade Collegiate Conference match
 ! - Cascade Collegiate Conf. Trn., Caldwell, Idaho
 + - Western Oregon State Tourn., Monmouth, Ore.
 # - Whitworth Invitational, Spokane, Wash.
 \$ - NAIA Pacific Northwest Regional, Nampa, Ida.

OREGON INSTITUTE OF TECHNOLOGY, Klamath Falls, Oregon – 8-0 (H 2-0, N 6-0)

10/14/88	!	vs Oregon Tech	W	2-1	16-14, 10-15, 15-11
10/13/89	!	vs Oregon Tech	W	2-0	15-8, 15-11
10/13/90	!	vs Oregon Tech	W	2-0	15-13, 15-10
10/11/91	!	vs Oregon Tech	W	2-0	15-3, 15-3
10/30/92		Oregon Tech	W	3-0	15-12, 15-7, 15-10
11/6/92	\$	vs Oregon Tech	W	2-0	15-12, 15-9
9/6/98	#	vs Oregon Tech	W	3-0	15-7, 15-5, 15-11
10/22/98		Oregon Tech	W	3-2	9-15, 15-5, 14-16, 15-3, 15-8

! - Western Oregon State Invit., Monmouth, Ore.
 ! - Western Oregon Tournament, Monmouth, Ore.
 ! - Western Oregon State Tourn., Monmouth, Ore.
 ! - Western Oregon Tournament, Monmouth, Ore.

\$ - NAIA District 2 Tournament, ???

- Whitworth Invitational, Spokane, Wash.

PACIFIC UNIVERSITY, Forest Grove, Oregon – 29-11 (H 13-6, A 11-3, N 5-2)

9/21/88		Pacific	W	3-0	15-9, 15-6, 15-4
9/9/89	#	vs Pacific	L	0-2	12-15, 2-15
9/15/89	+	Pacific	L	1-2	15-9, 6-15, 15-17
9/21/89		at Pacific	W	3-0	15-4, 15-5, 15-10
10/17/89		Pacific	L	0-3	13-15, 5-15, 15-17
10/4/90		at Pacific	W	3-1	9-15, 15-3, 15-5, 15-9
10/30/90		Pacific	W	3-1	15-5, 15-3, 7-15, 15-4
9/5/91	#	vs Pacific	W	2-0	15-7, 15-10
9/6/91	#	vs Pacific	W	2-0	15-5, 15-3
9/27/91	+	Pacific	W	2-0	15-2, 15-7
10/8/91		Pacific	W	3-0	15-2, 15-4, 15-12
10/11/91	!	vs Pacific	L	1-2	6-15, 15-3, 7-15
10/31/91		at Pacific	W	3-1	15-11, 15-10, 10-15, 15-5
9/6/92	#	vs Pacific	W	2-0	15-4, 15-11
9/18/92		at Pacific	L	0-3	11-15, 6-15, 14-16
9/25/92	+	Pacific	L	1-2	15-10, 12-15, 3-15
9/26/92	+	Pacific	L	1-2	5-15, 15-12, 10-15
10/9/92	!	vs Pacific	W	2-1	15-11, 13-15, 15-13
10/28/92		Pacific	W	3-1	15-8, 15-9, 10-15, 15-11
9/21/93		at Pacific	W	3-1	15-13, 12-15, 15-12, 15-10
9/24/93	+	Pacific	W	2-0	15-6, 15-10
9/25/93	+	Pacific	W	2-0	16-14, 15-5
9/30/94		Pacific	L	2-3	11-15, 15-13, 6-15, 16-14, 13-15
10/7/94	+	vs Pacific	W	2-1	8-15, 15-8, 16-14
10/22/94		at Pacific	L	1-3	6-15, 15-7, 11-15, 8-15
9/13/95	*	Pacific	L	2-3	15-11, 7-15, 4-15, 15-11, 12-15
10/25/95	*	at Pacific	W	3-1	12-15, 15-4, 15-7, 15-13
10/4/96	+	at Pacific	L	0-2	13-15, 1-15
10/16/96	*	Pacific	W	3-1	12-15, 15-11, 15-11, 15-5
10/30/96	*	at Pacific	W	3-1	15-10, 15-4, 13-15, 15-12
10/15/97	*	Pacific	W	3-0	15-2, 15-8, 15-8
11/5/97	*	at Pacific	W	3-0	15-6, 15-7, 15-7
9/25/98	*	at Pacific	W	3-0	15-0, 15-1, 15-3
10/23/98	*	Pacific	W	3-0	15-2, 15-7, 15-5

- Willamette University Tournament, Salem, Ore.
 + - George Fox Invitational, Newberg, Ore.

- Willamette Tournament, Salem, Ore.
 # - Willamette Tournament, Salem, Ore.
 + - George Fox Invitational, Newberg, Ore.

! - Western Oregon Tournament, Monmouth, Ore.

- Willamette Tournament, Salem, Ore.

+ - George Fox Invitational, Newberg, Ore.
 + - George Fox Invitational, Newberg, Ore.
 ! - Western Oregon Tournament, Monmouth, Ore.

+ - George Fox Invitational, Newberg, Ore.
 + - George Fox Invitational, Newberg, Ore.
 + - Western Oregon State Tourn., Monmouth, Ore.

* - Northwest Conference match
 * - Northwest Conference match
 + - Pacific Invitational, Forest Grove, Ore.
 * - Northwest Conference match
 * - Northwest Conference match
 * - Northwest Conference match
 * - Northwest Conference match
 * - Northwest Conference match
 * - Northwest Conference match

9/22/99	*	Pacific	W	3-0	15-11, 15-9, 15-3
10/20/99	*	at Pacific	W	3-0	15-7, 15-12, 15-3
9/22/00	*	Pacific	W	3-0	15-3, 15-12, 15-11
10/20/00	*	at Pacific	W	3-0	15-12, 15-12, 15-9
10/5/01	*	at Pacific	W	3-0	33-31, 30-23, 30-14
11/2/01	*	Pacific	W	3-0	30-21, 30-21, 30-22

* - Northwest Conference match
 * - Northwest Conference match
 * - Northwest Conference match
 * - Northwest Conference match
 * - Northwest Conference match
 * - Northwest Conference match

PACIFIC LUTHERAN UNIVERSITY, Tacoma, Washington- 17-6 (H 10-3, A 5-3, N 2-0)

10/13/90	!	vs Pacific Lutheran	W	2-1	14-16, 15-13, 15-11
9/8/92	*	Pacific Lutheran	W	3-1	15-5, 11-15, 15-11, 15-4
9/25/92	+	Pacific Lutheran	W	2-1	15-8, 6-15, 15-12
10/20/93	*	Pacific Lutheran	W	3-1	13-15, 15-1, 15-4, 15-3
10/18/94		at Pacific Lutheran	W	3-1	15-8, 4-15, 15-8, 15-13
9/16/95	*	at Pacific Lutheran	L	1-3	11-15, 9-15, 15-4, 2-15
10/28/95	*	Pacific Lutheran	W	3-0	16-14, 15-10, 15-4
9/13/96	*	at Pacific Lutheran	L	0-3	8-15, 13-15, 8-15
9/20/96	#	Pacific Lutheran	W	2-1	15-8, 11-15, 15-10
9/21/96	#	Pacific Lutheran	W	2-0	15-10, 15-6
10/19/96	*	Pacific Lutheran	W	3-1	2-15, 15-8, 15-12, 15-10
10/10/97	*	Pacific Lutheran	W	3-0	15-6, 16-14, 15-3
11/7/97	*	at Pacific Lutheran	W	3-0	15-8, 15-11, 15-10
9/6/98	#	vs Pacific Lutheran	W	3-0	16-14, 15-12, 15-4
10/2/98	*	at Pacific Lutheran	W	3-1	8-15, 15-7, 15-8, 15-6
10/30/98	*	Pacific Lutheran	L	2-3	15-13, 10-15, 15-3, 15-17, 13-15
11/7/98	+	Pacific Lutheran	W	3-0	15-8, 15-7, 15-3
10/9/99	*	at Pacific Lutheran	W	3-1	15-6, 10-15, 15-6, 15-13
11/6/99	*	Pacific Lutheran	L	2-3	15-13, 10-15, 17-15, 4-15, 10-15
9/15/00	*	at Pacific Lutheran	L	2-3	10-15, 15-13, 16-14, 12-15, 5-15
10/13/00	*	Pacific Lutheran	L	1-3	11-15, 10-15, 15-12, 2-15
9/29	*	at Pacific Lutheran	W	3-1	30-27, 28-30, 30-28, 30-21
10/27	*	Pacific Lutheran	W	3-2	30-21, 24-30, 30-26, 25-30, 15-9

! - Western Oregon State Tourn., Monmouth, Ore.

+ - George Fox Invitational, Newberg, Ore.
 * - Cascade Collegiate Conference match

* - Northwest Conference match
 * - Northwest Conference match
 * - Northwest Conference match
 # - George Fox Invitational, Newberg, Ore.
 # - George Fox Invitational, Newberg, Ore.
 * - Northwest Conference match
 * - Northwest Conference match
 * - Northwest Conference match
 # - Whitworth Invitational, Spokane, Wash.
 * - Northwest Conference match
 * - Northwest Conference match
 ! - NAIA Pacific Northwest Sect., Monmouth, Ore.
 * - Northwest Conference match
 * - Northwest Conference match
 * - Northwest Conference match
 * - Northwest Conference match
 * - Northwest Conference match
 * - Northwest Conference match

PALM BEACH ATLANTIC COLLEGE, West Palm Beach, Florida - 1-0 (N 1-0)

12/3/98	%	vs Palm Beach Atlantic	W	3-0	15-13, 15-9, 15-9
---------	---	------------------------	---	-----	-------------------

% - NAIA National Tournament, Kankakee, Ill.

POMONA-PITZER COLLEGES, Claremont, California - 1-0 (N 1-0)

9/8/01	#	vs Pomona-Pitzer	W	3-0	30-16, 30-26, 30-28
--------	---	------------------	---	-----	---------------------

- Whittier College Tournament, Whittier, Calif.

PORTLAND STATE UNIVERSITY, Portland, Oregon - 0-1 (A 0-1)

10/4/88		at Portland State	L	0-3	5-15, 3-15, 2-15
---------	--	-------------------	---	-----	------------------

UNIVERSITY OF PUGET SOUND, Tacoma, Washington - 13-9 (H 5-2, A 5-3, N 3-4)

9/30/88	+	at Puget Sound	W	2-0	15-5, 15-11
10/11/91	!	vs Puget Sound	W	2-1	15-12, 12-15, 15-6
9/3/93	#	vs Puget Sound	L	0-2	13-15, 4-15
10/8/93	!	vs Puget Sound	W	2-1	9-15, 16-14, 15-12
9/14/96	*	at Puget Sound	W	3-2	16-14, 15-13, 3-15, 12-15, 15-10
10/18/96	*	Puget Sound	L	1-3	15-13, 7-15, 11-15, 3-15
11/16/96	!	vs Puget Sound	L	2-3	10-15, 15-7, 14-16, 15-9, 13-15
9/27/97	*	at Puget Sound	L	0-3	7-15, 9-15, 15-17
10/25/97	*	Puget Sound	W	0-3	9-15, 8-15, 6-15
11/15/97	!	vs Puget Sound	L	0-3	14-16, 15-17, 9-15
9/19/98	*	Puget Sound	W	3-1	15-5, 15-7, 14-16, 15-11
10/17/98	*	at Puget Sound	W	3-2	11-15, 15-7, 15-9, 12-15, 16-14
11/7/98	+	Puget Sound	W	3-0	15-11, 15-13, 15-13
11/13/98	!	vs Puget Sound	W	3-2	15-3, 15-9, 3-15, 11-15, 15-13
9/11/99	#	at Puget Sound	W	3-1	15-13, 5-15, 15-6, 15-11
9/18/99	*	Puget Sound	W	3-2	15-6, 11-15, 10-15, 15-13, 15-6
10/13/99	*	at Puget Sound	W	3-0	15-10, 16-14, 15-8
9/2/00	#	vs Puget Sound	L	0-3	4-15, 8-15, 9-15
9/16/00	*	at Puget Sound	L	0-3	7-15, 6-15, 6-15
10/14/00	*	Puget Sound	L	0-3	5-15, 3-15, 7-15
9/22/01	*	at Puget Sound	L	0-3	30-32, 27-30, 25-30
10/20/01	*	Puget Sound	W	3-1	30-28, 22-30, 30-26, 30-25

+ - UPS Tournament, Tacoma, Wash.
 ! - Western Oregon Tournament, Monmouth, Ore.
 # - Willamette Tournament, Salem, Ore.
 ! - Western Oregon State Tourn., Monmouth, Ore.
 * - Northwest Conference match
 * - Northwest Conference match
 ! - Northwest Conference Tournament, ???
 * - Northwest Conference match
 * - Northwest Conference match
 ! - Northwest Conference Tournament, ???
 * - Northwest Conference match
 * - Northwest Conference match
 + - Northwest Conference Tourn., Newberg, Ore.
 ! - NAIA Pacific Northwest Sect., Monmouth, Ore.
 # - Puget Sound Invitational, Tacoma, Wash.
 * - Northwest Conference match
 * - Northwest Conference match
 # - Pikes Peak Challenge, Colorado Springs, Colo.
 * - Northwest Conference match
 * - Northwest Conference match
 * - Northwest Conference match
 * - Northwest Conference match

SAINT EDWARD'S UNIVERSITY, Austin, Texas - 0-1 (N 0-1)

12/2/98	%	vs St. Edward's	L	1-3	15-9, 12-15, 11-15, 3-15
---------	---	-----------------	---	-----	--------------------------

% - NAIA National Tournament, Kankakee, Ill.

SAINT MARTIN'S COLLEGE, Lacey, Washington - 7-1 (H 2-0, A 1-1, N 4-0)

9/30/88	+	vs St. Martin's	W	2-1	5-15, 15-7, 15-12
9/16/89	+	St. Martin's	W	2-0	15-9, 15-3
9/27/89		at St. Martin's	W	3-0	15-9, 15-7, 15-8
9/20/91		at St. Martin's	L	2-3	8-15, 15-12, 4-15, 15-4, 5-15
9/6/92	#	vs St. Martin's	W	2-0	15-8, 15-7
9/3/93	#	vs St. Martin's	W	2-1	10-15, 16-14, 15-7
9/7/93		St. Martin's	W	3-1	11-15, 15-8, 15-5, 15-1
9/10/99	#	vs St. Martin's	W	3-0	15-9, 15-5, 15-11

+ - UPS Tournament, Tacoma, Wash.
 + - George Fox Invitational, Newberg, Ore.

- Willamette Tournament, Salem, Ore.
 # - Willamette Tournament, Salem, Ore.
 # - Puget Sound Invitational, Tacoma, Wash.

SEATTLE UNIVERSITY, Seattle, Washington – 0-1 (N 0-1)

9/9/00	+	vs Seattle	L	1-3	8-15, 12-15, 15-5, 10-15
--------	---	------------	---	-----	--------------------------

+ - at Lewis & Clark, Portland, Ore.

SEATTLE PACIFIC UNIVERSITY, Seattle, Washington – 0-3 (N 0-3)

10/15/88	!	vs Seattle Pacific	L	1-2	14-16, 15-8, 112-15
10/13/89	!	vs Seattle Pacific	L	1-2	15-7, 13-15, 11-15
10/12/90	!	vs Seattle Pacific	L	1-2	4-15, 15-3, 15-2

! – Western Oregon State Invit., Monmouth, Ore.
 ! – Western Oregon Tournament, Monmouth, Ore.
 ! – Western Oregon State Tourn., Monmouth, Ore.

SIMON FRASER UNIVERSITY, Burnaby, British Columbia – 3-0 (N 3-0)

10/14/88	!	vs Simon Fraser	W	2-0	15-6, 15-13
11/14/98	!	vs Simon Fraser	W	3-0	15-8, 15-11, 15-4
9/10/99	#	vs Simon Fraser	W	3-0	15-6, 15-12, 15-10

! – Western Oregon State Invit., Monmouth, Ore.
 ! – NAIA Pacific Northwest Sect., Monmouth, Ore.
 # – Puget Sound Invitational, Tacoma, Wash.

SOUTHERN OREGON UNIVERSITY, Ashland, Oregon – 7-9 (H 4-3, A 0-2, N 3-4)

10/15/88	!	vs Southern Oregon	W	2-1	12-15, 15-9, 15-7
10/12/90	!	vs Southern Oregon	L	0-2	10-15, 6-15
10/18/90		Southern Oregon	W	3-0	15-9, 15-12, 15-11,
9/5/91	#	vs Southern Oregon	L	0-2	0-15, 5-15
9/28/91	+	Southern Oregon	L	0-2	6-15, 7-15
11/15/91	\$	vs Southern Oregon	L	1-2	11-15, 15-8, 6-15
9/26/92	+	Southern Oregon	L	1-2	15-12, 9-15, 15-17
10/31/92	*	Southern Oregon	W	3-2	16-14, 9-15, 15-17, 15-10, 15-12
9/24/93	+	Southern Oregon	L	0-2	7-15, 13-15
10/1/93	*	at Southern Oregon	L	2-3	12-15, 8-15, 15-8, 15-8, 4-15
11/6/93	\$	vs Southern Oregon	W	2-0	15-2, 15-9
11/12/93	%	vs Southern Oregon	W	2-0	15-11, 15-5
10/14/94	*	at Southern Oregon	L	1-3	6-15, 15-8, 8-15, 7-15
11/12/94	!	vs Southern Oregon	L	0-2	12-15, 12-15
9/23/95	#	Southern Oregon	W	2-0	16-14, 15-12
9/19/97	+	Southern Oregon	W	3-1	15-6, 4-15, 15-12, 15-10

! – Western Oregon State Invit., Monmouth, Ore.
 ! – Western Oregon State Tourn., Monmouth, Ore.

– Willamette Tournament, Salem, Ore.
 + – George Fox Invitational, Newberg, Ore.
 \$ – NAIA District 2 Tournament, ???
 + – George Fox Invitational, Newberg, Ore.
 * – Cascade Collegiate Conference match
 + – George Fox Invitational, Newberg, Ore.
 * – Cascade Collegiate Conference match
 \$ – Cascade Collegiate Conference Trn., ???
 % – NAIA District 2 Tournament, ???
 * – Cascade Collegiate Conference match
 ! – Cascade Collegiate Conf. Trn., Caldwell, Idaho
 # – George Fox Invitational, Newberg, Ore.
 + – George Fox Invitational, Newberg, Ore.

TAYLOR UNIVERSITY, Upland, Indiana – 0-1 (N 0-1)

11/11/89	%	vs Taylor	L	0-2	8-15, 6-15
----------	---	-----------	---	-----	------------

% – NCCAA National Tournament, ???

WARNER PACIFIC COLLEGE, Portland, Oregon – 11-0 (H 5-0, A 4-0, N 2-0)

9/13/88		Warner Pacific	W	3-0	15-5, 15-3, 15-0
10/24/88		at Warner Pacific	W	3-0	15-5, 15-8, 15-9
9/8/89	#	vs Warner Pacific	W	2-0	15-4, 15-5
9/19/89		at Warner Pacific	W	3-0	15-11, 15-5, 15-7
10/24/89		Warner Pacific	W	3-0	15-8, 15-2, 15-13
9/17/90		Warner Pacific	W	3-0	15-11, 15-4, 15-5
9/5/91	#	vs Warner Pacific	W	2-0	15-4, 15-5
9/11/91		Warner Pacific	W	3-0	15-9, 15-1, 15-6
9/24/91		at Warner Pacific	W		
9/12/01		at Warner Pacific	W	3-1	30-17, 30-21, 28-30, 30-17
10/10/01		Warner Pacific	W	3-0	30-16, 30-22, 30-13

– Willamette University Tournament, Salem, Ore.

– Willamette Tournament, Salem, Ore.

WESTERN BAPTIST COLLEGE, Salem, Oregon – 21-3 (H 9-2, A 6-1, N 6-0)

10/17/88		Western Baptist	W	3-0	15-9, 15-3, 15-0
11/2/88		at Western Baptist	W	3-0	15-3, 15-9, 15-8
9/12/89		Western Baptist	W	3-0	15-13, 15-5, 15-9
10/10/89		at Western Baptist	W	3-0	15-9, 15-10, 15-9
10/23/89	\$	vs Western Baptist	W	2-0	15-5, 15-6
9/13/90		Western Baptist			
9/28/90	+	Western Baptist	W	2-0	15-8, 15-8
10/22/90	\$	vs Western Baptist	W	2-1	15-7, 9-15, 15-10
10/3/91		Western Baptist	W	3-2	15-4, ????, 15-6, 7-15, 15-10
9/17/92	*	Western Baptist	W	3-0	15-12, 16-14, 15-8
9/29/92	*	at Western Baptist	W	3-2	10-15, 13-15, 16-14, 15-7, 15-13
9/3/93	#	vs Western Baptist	W	2-0	15-9, 15-11
9/14/93	*	Western Baptist	W	3-1	15-6, 15-9, 10-15, 15-11
10/5/93	*	at Western Baptist	W	3-1	15-9, 15-7, 12-15, 15-6
10/9/93	!	vs Western Baptist	W	2-0	15-2, 15-11
9/24/94	#	Western Baptist	W	2-0	15-7, 15-11
9/29/94	*	at Western Baptist	W	3-0	15-3, 15-7, 15-10
11/7/94		Western Baptist	W	3-0	15-11, 15-7, 15-10
9/26/95		at Western Baptist	W	3-1	15-10, 15-11, 11-15, 15-10
10/6/95	+	vs Western Baptist	W	2-1	15-13, 10-15, 15-12
9/21/96	#	Western Baptist	L	0-2	2-15, 12-15
10/1/96		at Western Baptist	L	1-3	6-15, 11-15, 15-8, 7-15
10/4/96	+	vs Western Baptist	W	2-0	15-13, 15-11
11/12/96		Western Baptist	L	2-3	11-15, 4-15, 16-14, 15-8, 11-15
10/13/98		Western Baptist	W	3-0	15-7, 15-9, 15-8

\$ – NCCAA District 8 Tournament, ???

+ – George Fox Invitational, Newberg, Ore.

\$ – NCCAA District 8 Tournament, ???

* – Cascade Collegiate Conference match

* – Cascade Collegiate Conference match

– Willamette Tournament, Salem, Ore.

* – Cascade Collegiate Conference match

* – Cascade Collegiate Conference match

! – Western Oregon State Tourn., Monmouth, Ore.

– George Fox Invitational, Newberg, Ore.

* – Cascade Collegiate Conference match

+ – Western Oregon State Tourn., Monmouth, Ore.

– George Fox Invitational, Newberg, Ore.

+ – Pacific Invitational, Forest Grove, Ore.

WESTERN OREGON UNIVERSITY (Oregon College of Education), Monmouth, Oregon – 3-29 (H 2-14, A 1-10, N 0-5)

9/17/88	#	Western Oregon	L	0-2	5-15, 15-17
10/12/88		Western Oregon	L	1-3	12-15, 15-8, 6-15, 7-15
10/14/89	!	at Western Oregon	L	0-2	9-15, 5-15

– George Fox Invitational, Newberg, Ore.

! – Western Oregon Tournament, Monmouth, Ore.

10/9/90	Western Oregon	W	3-1	15-13, 17-15, 7-15, 15-11	
10/12/90	! at Western Oregon	L	0-2	1-15, 8-15	! - Western Oregon State Tourn., Monmouth, Ore.
11/2/90	% vs Western Oregon	L	0-2	11-15, 5-15	% - NAIA District 2 Tournament, ???
9/27/91	+ Western Oregon	L	0-2	5-15, 5-15	+ - George Fox Invitational, Newberg, Ore.
9/28/91	+ Western Oregon	L	0-2	9-15, 11-15	+ - George Fox Invitational, Newberg, Ore.
10/1/91	Western Oregon	L	1-3	15-11, 11-15, 10-15, 9-15	
11/12/91	Western Oregon	W	3-0	15-9, 15-10, 15-9	
9/25/92	+ Western Oregon	L	0-2	7-15, 11-15	+ - George Fox Invitational, Newberg, Ore.
10/9/92	! at Western Oregon	L	0-2	9-15, 12-15	! - Western Oregon Tournament, Monmouth, Ore.
10/20/92	* Western Oregon	L	0-3	5-15, 8-15, 4-15	* - Cascade Collegiate Conference match
11/14/92	% vs Western Oregon	L	0-2	11-15, 4-15	% - unknown tournament, ???
9/18/93	Western Oregon	L	0-3	15-5, 15-3, 15-4	
10/16/93	* at Western Oregon	L	0-3	8-15, 7-15, 9-15	* - Cascade Collegiate Conference match
11/5/93	\$ vs Western Oregon	L	0-2	12-15, 10-15	\$ - Cascade Collegiate Conference Trn., ???
11/12/93	% vs Western Oregon	L	0-2	0-15, 13-15	% - NAIA District 2 Tournament, ???
9/16/94	Western Oregon	L	1-3	4-15, 4-15, 15-13, 7-15	
10/4/94	* at Western Oregon	L	0-3	15-2, 15-10, 15-10	* - Cascade Collegiate Conference match
10/8/94	+ at Western Oregon	L	0-2	5-15, 2-15	+ - Western Oregon State Tourn., Monmouth, Ore.
9/22/95	# Western Oregon	L	0-2	5-15, 9-15	# - George Fox Invitational, Newberg, Ore.
9/23/95	# Western Oregon	L	0-2	7-15, 1-15	# - George Fox Invitational, Newberg, Ore.
10/7/95	+ at Western Oregon	L	0-2	10-15, 12-15	+ - Western Oregon State Tourn., Monmouth, Ore.
10/17/95	+ at Western Oregon	L	0-3	1-15, 9-15, 3-15	
9/20/96	# Western Oregon	L	0-2	4-15, 8-15	# - George Fox Invitational, Newberg, Ore.
10/22/96	at Western Oregon	L	0-3	8-15, 13-15, 6-15	
9/11/97	Western Oregon	L	0-3	10-15, 8-15, 9-15	
9/20/97	+ Western Oregon	L	1-3	1-15, 15-10, 9-15, 10-15	+ - George Fox Invitational, Newberg, Ore.
11/3/98	at Western Oregon	L	1-3	12-15, 12-15, 15-4, 10-15	
11/14/98	! at Western Oregon	W	3-2	7-15, 15-1, 6-15, 15-13, 17-15	! - NAIA Pacific Northwest Sect., Monmouth, Ore.
11/21/98	\$ vs Western Oregon	L	1-3	5-15, 15-11, 10-15, 9-15	\$ - NAIA Pacific Northwest Regional, Nampa, Ida.

WESTERN WASHINGTON UNIVERSITY, Bellingham, Washington - 1-4 (N 1-4)

10/13/89	! vs Western Washington	L	0-2	1-15, 9-15	! - Western Oregon Tournament, Monmouth, Ore.
10/12/91	! vs Western Washington	W	2-1	15-12, 10-15, 15-13	! - Western Oregon Tournament, Monmouth, Ore.
10/12/91	! vs Western Washington	L	0-2	3-15, 12-15	! - Western Oregon Tournament, Monmouth, Ore.
10/10/92	! vs Western Washington	L	0-2	7-15, 9-15	! - Western Oregon Tournament, Monmouth, Ore.
10/9/93	! vs Western Washington	L	0-2	12-15, 10-15	! - Western Oregon State Tourn., Monmouth, Ore.

WHITMAN COLLEGE, Walla Walla, Washington - 11-3 (H 7-0, A 4-3)

9/30/95	* Whitman	W	3-0	15-5, 15-7, 15-1	* - Northwest Conference match
10/20/95	* at Whitman	W	3-1	13-15, 15-13, 15-10, 15-6	* - Northwest Conference match
9/7/96	* Whitman	W	3-1	15-6, 16-14, 15-17, 15-5	* - Northwest Conference match
10/26/96	* at Whitman	W	3-1	15-9, 6-15, 15-2, 15-10	* - Northwest Conference match
9/13/97	* Whitman	W	3-0	15-2, 15-7, 15-4	* - Northwest Conference match
10/17/97	* at Whitman	W	3-0	15-11, 15-13, 15-12	* - Northwest Conference match
9/11/98	* at Whitman	W	3-0	15-10, 15-5, 15-12	* - Northwest Conference match
10/9/98	* Whitman	W	3-0	15-12, 15-6, 15-8	* - Northwest Conference match
9/25/99	* Whitman	W	3-1	15-9, 15-6, 13-15, 15-9	* - Northwest Conference match
10/23/99	* at Whitman	L	1-3	9-15, 15-7, 13-15, 10-15	* - Northwest Conference match
10/6/00	* Whitman	W	3-1	15-7, 15-9, 4-15, 15-11	* - Northwest Conference match
11/3/00	* at Whitman	L	0-3	6-15, 8-15, 14-16	* - Northwest Conference match
9/14/01	* Whitman	W	3-0	30-21, 30-25, 30-10	* - Northwest Conference match
10/12/01	* at Whitman	L	2-3	30-24, 30-24, 27-30, 30-32, 11-15	* - Northwest Conference match

WHITTIER COLLEGE, Whittier, California - 3-0 (A 2-0, N 1-0)

9/6/97	# at Whittier	W	3-0	15-2, 15-10, 15-0	# - Whittier Tournament, Whittier, Calif.
10/15/99	+ vs Whittier	W	3-0	15-8, 15-9, 15-4	+ - UC-Santa Cruz Tournament, Santa Cruz, Calif.
9/7/01	# at Whittier	W	3-0	30-28, 30-23, 30-26	# - Whittier College Tournament, Whittier, Calif.

WHITWORTH COLLEGE, Spokane, Washington - 10-4 (H 5-2, A 4-2, N 1-0)

9/30/95	* Whitworth	W	3-0	15-5, 15-6, 15-9	* - Northwest Conference match
10/21/95	* at Whitworth	W	3-0	15-13, 15-10, 15-7	* - Northwest Conference match
9/7/96	* Whitworth	W	3-1	15-2, 15-8, 5-15, 15-9	* - Northwest Conference match
10/26/96	*x vs Whitworth	W	3-0	15-5, 15-7, 15-3	* - Northwest Conference match
9/13/97	* Whitworth	W	3-0	15-5, 15-4, 15-2	* - Northwest Conference match
10/18/97	* at Whitworth	W	3-0	15-10, 15-8, 15-11	* - Northwest Conference match
9/12/98	* at Whitworth	W	3-0	15-10, 15-5, 15-12	* - Northwest Conference match
10/10/98	* Whitworth	W	3-0	15-3, 15-2, 15-3	* - Northwest Conference match
9/24/99	* Whitworth	W	3-0	15-12, 15-12, 15-4	* - Northwest Conference match
10/22/99	* at Whitworth	W	3-0	15-4, 15-13, 15-2	* - Northwest Conference match
10/7/00	* Whitworth	L	1-3	7-15, 14-16, 15-12, 12-15	* - Northwest Conference match
11/4/00	* at Whitworth	L	1-3	4-15, 15-13, 9-15, 4-15	* - Northwest Conference match
9/15/01	* Whitworth	L	0-3	25-30, 32-34, 18-30	* - Northwest Conference match
10/13/01	* at Whitworth	L	0-3	23-30, 21-30, 25-30	* - Northwest Conference match

x - at Walla Walla, Wash.

WILLAMETTE UNIVERSITY, Salem, Oregon - 20-20 (11-8, A 5-10, N 4-2)

9/8/88	Willamette	W	3-0	15-3, 16-14, 15-9	
10/11/88	Willamette	W	3-1	15-12, 8-15, 15-6, 15-7	

9/9/89	#	at Willamette	L	1-2	14-16, 15-7, 12-15	# - Willamette University Tournament, Salem, Ore.
10/5/89		at Willamette	W	3-1	14-16, 15-4, 17-15, 15-5	
10/19/89		Willamette	W	3-1	15-10, 15-7, 15-17, 15-13	
9/11/90		at Willamette				
9/28/90	+	Willamette	L	0-2	10-15, 9-15	+ - George Fox Invitational, Newberg, Ore.
10/12/90	!	vs Willamette	W	2-0	15-3, 15-8	! - Western Oregon State Tourn., Monmouth, Ore.
10/16/90		Willamette	W	3-1	11-15, 15-8, 15-4, 15-5	
11/2/90	%	vs Willamette	W	2-0	15-7, 15-9	% - NAIA District 2 Tournament, ???
9/19/91		Willamette	L	1-3	10-15, 17-19, 15-5, 12-15	
10/29/91		at Willamette	W	3-0	15-6, 15-6, 15-7	
11/15/91	\$	vs Willamette	W	2-0	15-12, 15-11	\$ - NAIA District 2 Tournament, ???
9/6/92	#	at Willamette	L	0-2	6-15, 8-15	# - Willamette Tournament, Salem, Ore.
9/22/92		Willamette	L	0-3	9-15, 14-16, 11-15	
10/10/92	!	vs Willamette	L	0-2	12-15, 9-15	! - Western Oregon Tournament, Monmouth, Ore.
11/3/92		Willamette	L	2-3	15-4, 13-15, 15-7, 4-15, 4-15	
9/3/93	#	at Willamette	L	0-2	12-15, 12-15	# - Willamette Tournament, Salem, Ore.
9/4/93	#	at Willamette	L	1-2	15-11, 14-16, 3-15	# - Willamette Tournament, Salem, Ore.
9/30/93		at Willamette	L	1-3	15-7, 13-15, 9-15, 13-15	
10/26/93		Willamette	W	3-1	15-7, 5-15, 15-9, 15-9	
9/9/94		Willamette	L	0-3	8-15, 9-15, 5-15	
9/20/94		at Willamette	L	0-3	3-15, 13-15, 7-15	
9/23/94	#	Willamette	L	0-2	10-15, 5-15	# - George Fox Invitational, Newberg, Ore.
10/11/95	*	at Willamette	L	0-3	10-15, 12-15, 7-15	* - Northwest Conference match
11/3/95	*	Willamette	W	3-2	15-11, 15-8, 11-15, 11-15, 15-2	* - Northwest Conference match
11/11/95	!	vs Willamette	L	0-3	10-15, 8-15, 1-15	! - Northwest Conference Tournament, ???
10/12/96	*	at Willamette	L	0-3	7-15, 9-15, 8-15	* - Northwest Conference match
11/1/96	*	Willamette	L	0-3	6-15, 11-15, 10-15	* - Northwest Conference match
9/19/97	+	Willamette	W	3-1	15-13, 15-7, 8-15, 15-9	+ - George Fox Invitational, Newberg, Ore.
9/30/97	*	at Willamette	W	3-0	15-10, 15-5, 15-6	* - Northwest Conference match
11/1/97	*	Willamette	W	3-0	15-13, 16-14, 15-9	* - Northwest Conference match
11/14/97	!	vs Willamette	W	3-0	15-7, 15-4, 15-4	! - Northwest Conference Tournament, ???
9/26/98	*	Willamette	W	3-0	15-1, 15-6, 15-9	* - Northwest Conference match
10/24/98		at Willamette	W	3-2	10-15, 15-6, 15-2, 8-15, 15-13	* - Northwest Conference match
10/2/99	*	at Willamette	L	1-3	13-15, 15-12, 8-15, 12-15	* - Northwest Conference match
10/30/99	*	Willamette	W	3-1	12-15, 15-12, 15-8, 15-5	* - Northwest Conference match
9/27/00	*	at Willamette	L	0-3	9-15, 11-15, 12-15	* - Northwest Conference match
10/28/00	*	Willamette	L	2-3	6-15, 15-11, 10-15, 15-7, 15-8	* - Northwest Conference match
9/19/01	*	at Willamette	W	3-1	30-21, 25-30, 30-26, 30-19	* - Northwest Conference match
10/17/01	*	Willamette	W	3-0	30-27, 30-23, 30-20	* - Northwest Conference match

YEAR-BY-YEAR RESULTS

(Records for 1988-93 and years prior to that are incomplete. George Fox has played volleyball since 1950, but records for years not listed are unavailable. The 1964 team went undefeated but the exact record is not known. Research is ongoing to fill in missing information. Please report documented corrections or additions to the GFU sports information office.)

YEAR-BY-YEAR RECORDS

Year	Record	Pct.	Coach
1950-51	n/a		
1952	1-7	.125	
1953	8-3	.727	
1954	7-1	.875	
1955-62	n/a		
1963	3-0	1.000	
1964	team undefeated, but no record of wins		
1965-68	n/a		
1969	6-3	.667	
1970	2-6	.250	
1971	n/a		
1972	2-7	.222	
1973	2-10	.167	
1974-76	n/a		
1977	3-14	.176	
1978	n/a		
1979	5-10	.333	Marge Weesner
1980	4-15	.211	Jan Barlow
1981	14-14	.500	Mark Vernon
1982	17-14	.548	Steve Grant
1983	14-17	.452	Steve Grant
1984	30-10	.750	Steve Grant
1985	17-15	.531	Steve Grant
1986	15-15	.500	Steve Grant
1987	33-22	.600	Steve Grant
1988	30-13	.698	Steve Grant
1989	27-18	.600	Steve Grant
1990	31-13	.705	Steve Grant
1991	24-17	.585	Steve Grant
1992	28-20	.583	Steve Grant
1993	28-18	.609	Steve Grant
1994	16-15	.516	Steve Grant
1995	22-11	.667	Steve Grant
1996	19-13	.594	Steve Grant
1997	23-5	.821	Steve Grant
1998	31-8	.795	Steve Grant
1999	19-7	.731	Steve Grant
2000	7-15	.318	Steve Grant
2001	19-5	.792	Steve Grant
32 yrs	507-361	.584	

Northwest Conference Championships - 1998

Women's Conference of Independent Colleges Championships - 1982

National Christian Collegiate Athletic Association Championships - 1984, 1987

YEAR-BY-YEAR SCORES

(Home games are in **Bold**).

1988 Coach: Steve Grant

Overall: **30-13 (26-10, H 16-2, R 4-2, N 6-6)**

9/8	Willamette	W	3-0	15-3, 16-14, 15-9
9/9	Clark (JC)	W	3-1	14-16, 15-6, 15-6, 15-12
9/13	Warner Pacific	W	3-0	15-5, 15-3, 15-0
9/16	# Northwest Nazarene	W	2-0	15-4, 15-5
9/16	# Eastern Oregon	W	2-1	16-14, 11-115, 15-7
9/16	# Linfield	W	2-0	15-0, 15-6
9/17	# Concordia	W	2-0	15-10, 15-11
9/17	# Linfield	W	2-1	10-15, 15-6, 15-10
9/17	# Western Oregon	L	0-2	5-15, 15-17
9/20	Columbia Christian	W	3-1	15-3, 15-17, 15-7, 15-6

9/21		Pacific	W	3-0	15-9, 15-6, 15-4
9/28		Concordia	W	3-0	15-5, 15-8, 15-6
9/30	+	at Puget Sound	W	2-0	15-5, 15-11
9/30	+	vs Linfield	W	2-0	15-4, 15-9
9/30	+	vs St. Martin's	W	2-1	5-15, 15-7, 15-12
9/30	+	vs Lewis-Clark State	L	1-2	15-10, 11-15, 6-15
10/1	+	vs Lewis & Clark	L	1-2	15-8, 8-15, 6-15
10/1	+	vs Montana Tech	L	1-2	15-5, 13-15, 11-15
10/4		at Portland State	L	0-3	5-15, 3-15, 2-15
10/7		at Lewis & Clark	L	1-3	9-15, 19-17, 8-15, 6-15
10/10		Columbia Christian	W	3-1	15-7, 7-15, 15-7, 15-7
10/11		Willamette	W	3-1	15-12, 8-15, 15-6, 15-7
10/12		Western Oregon	L	1-3	12-15, 15-8, 6-15, 7-15
10/14	!	vs Chenekeeta (JC)	W	2-0	15-10, 15-6
10/14	!	vs Oregon Tech	W	2-1	16-14, 10-15, 15-11
10/14	!	vs Simon Fraser	W	2-0	15-6, 15-13
10/14	!	vs Lewis & Clark	L	0-2	4-15, 6-15
10/15	!	vs Southern Oregon	W	2-1	12-15, 15-9, 15-7
10/15	!	vs Humboldt State	L	0-2	9-15, 12-15
10/15	!	vs Seattle Pacific	L	1-2	14-16, 15-8, 112-15
10/17		Western Baptist	W	3-0	15-9, 15-3, 15-0
10/18		Concordia	W	3-1	15-6, 15-0, 10-15, 15-9
10/20		Linfield	W	3-2	15-8, 6-15, 12-15, 15-10, 15-9
10/24		at Warner Pacific	W	3-0	15-5, 15-8, 15-9
10/27		at Pacific	W	3-1	15-6, 15-5, 12-15, 15-8
11/2		at Western Baptist	W	3-0	15-3, 15-9, 15-8

- George Fox Invitational, Newberg, Ore.

+ - UPS Tournament, Tacoma, Wash.

! - Western Oregon State Invitational, Monmouth, Ore.

1989 Coach: Steve Grant

Overall: 27-14 (H 10-4, R 6-4, N 11-6)

NAIA:

9/8	#	vs Columbia Christian	W	2-0	15-7, 15-9
9/8	#	vs Warner Pacific	W	2-0	15-4, 15-5
9/9	#	at Willamette	L	1-2	14-16, 15-7, 12-15
9/9	#	vs Pacific	L	0-2	12-15, 2-15
9/12		Western Baptist	W	3-0	15-13, 15-5, 15-9
9/15	+	Northwest Nazarene	W	2-1	14-16, 15-12, 17-15
9/15	+	Eastern Oregon	W	2-0	15-3, 15-8
9/15	+	Lewis & Clark	W	2-0	15-6, 15-8
9/15	+	Pacific	L	1-2	15-9, 6-15, 15-17
9/16	+	St. Martin's	W	2-0	15-9, 15-3
9/16	+	Mt. Hood (JC)	W	2-1	15-7, 8-15, 15-7
9/16	+	Lewis & Clark	L	0-2	15-17, 17-19
9/19		at Warner Pacific	W	3-0	15-11, 15-5, 15-7
9/21		at Pacific	W	3-0	15-4, 15-5, 15-10
9/22		at Alaska Pacific	L	2-3	17-15, 3-15, 2-15, 17-15, 11-15
9/23		at Alaska Pacific	L	1-3	4-15, 15-9, 4-15, 11-15
9/27		at St. Martin's	W	3-0	15-9, 15-7, 15-8
10/3		Concordia	W	3-2	14-16, 15-8, 13-15, 15-3, 15-4
10/5		at Willamette	W	3-1	14-16, 15-4, 17-15, 15-5
10/10		at Western Baptist	W	3-0	15-9, 15-10, 15-9
10/11		Linfield	W	3-1	16-14, 5-15, 15-4, 15-12
10/13	!	vs Seattle Pacific	L	1-2	15-7, 13-15, 11-15
10/13	!	vs Oregon Tech	W	2-0	15-8, 15-11
10/13	!	vs Lewis & Clark	W	2-0	15-3, 15-5
10/13	!	vs Western Washington	L	0-2	1-15, 9-15
10/14	!	vs Lewis-Clark State	W	2-1	16-14, 6-15, 15-12
10/14	!	at Western Oregon	L	0-2	9-15, 5-15
10/14	!	vs Humboldt State	L	0-2	2-15, 14-16
10/17		Pacific	L	0-3	13-15, 5-15, 15-17
10/19		Willamette	W	3-1	15-10, 15-7, 15-17, 15-13
10/23	\$	vs Western Baptist	W	2-0	15-5, 15-6
10/23	\$	vs Columbia Christian	W	2-0	15-11, 15-7
10/24		Warner Pacific	W	3-0	15-8, 15-2, 15-13
10/25		at Concordia	W	3-0	15-13, 15-10, 15-3
10/27		Lewis & Clark	L	2-3	13-15, 1-15, 15-10, 15-9, 14-16
11/10	%	vs John Brown	W	2-0	15-5, 15-10
11/10	%	vs Bethel ?	W	2-0	15-12, 15-10

11/10	%	vs Milligan	L	1-2	15-2, 9-15, 14-16
11/11	%	vs Geneva	W	2-0	15-6, 15-4
11/11	%	vs Bethel ?	W	2-0	15-10, 15-2
11/11	%	vs Taylor	L	0-2	8-15, 6-15

- Willamette University Tournament, Salem, Ore.
+ - George Fox Invitational, Newberg, Ore.
! - Western Oregon Tournament, Monmouth, Ore.
\$ - NCCAA District 8 Tournament, ???
% - NCCAA National Tournament, ???

1990 Coach: Steve Grant

Overall: 31-13 (23-7, H 13-2, R 3-1, N 7-4)

9/4 Clark CC

9/7 #

9/8 #

9/11 at Willamette

9/13 Western Baptist

9/17 Warner Pacific

W 3-0 15-11, 15-4, 15-5

9/20 Columbia Christian

W 3-0 15-10, 15-12, 15-8

9/25 at Concordia

9/28 + Willamette

L 0-2 10-15, 9-15

9/28 + Columbia Christian

W 2-1 15-9, 3-15, 15-4

9/28 + Western Baptist

W 2-0 15-8, 15-8

9/28 + Concordia

W 2-0 15-4, 15-5

9/29 + Northwest Nazarene

W 2-0 15-8, 15-3

9/29 + Eastern Oregon

W 2-1 9-15, 15-11, 15-3

10/3 Lewis & Clark

L 2-3 9-15, 13-15, 17-15, 15-11, 13-15

10/4 at Pacific

W 3-1 9-15, 15-3, 15-5, 15-9

10/9 Western Oregon

W 3-1 15-13, 17-15, 7-15, 15-11

10/10 Linfield

W 3-0 15-3, 15-3, 15-13

10/12 ! at Western Oregon

L 0-2 1-15, 8-15

10/12 ! vs Southern Oregon

L 0-2 10-15, 6-15

10/12 ! vs Willamette

W 2-0 15-3, 15-8

10/12 ! vs Seattle Pacific

L 1-2 4-15, 15-3, 15-2

10/13 ! vs Pacific Lutheran

W 2-1 14-16, 15-13, 15-11

10/13 ! vs Oregon Tech

W 2-0 15-13, 15-10

10/15 Columbia Christian

W 3-1 12-15, 15-2, 15-8, 15-8

10/16 Willamette

W 3-1 11-15, 15-8, 15-4, 15-5

10/18 Southern Oregon

W 3-0 15-9, 15-12, 15-11,

10/19 at Lewis & Clark

W 3-2 11-15, 15-4, 15-9, 8-15, 16-14

10/22 \$ vs Concordia

W 2-0 15-10, 15-7

10/22 \$ vs Western Baptist

W 2-1 15-7, 9-15, 15-10

10/23 at Linfield

W 3-0 15-12, 15-2, 15-12

10/30 Pacific

W 3-1 15-5, 15-3, 7-15, 15-4

11/2 % vs Western Oregon

L 0-2 11-15, 5-15

11/2 % vs Eastern Oregon

W 2-1 15-13, 12-15, 15-9

11/2 % vs Willamette

W 2-0 15-7, 15-9

11/3 % vs Lewis & Clark

L 0-2 4-15, 5-15

- Willamette University Tournament, Salem, Ore.

+ - George Fox Invitational, Newberg, Ore.

! - Western Oregon State Tournament, Monmouth, Ore.

\$ - NCCAA District 8 Tournament, ???

% - NAIA District 2 Tournament, ???

1991 Coach: Steve Grant

Overall: 24-17 (H 9-8, R 6-1, N 9-8)

9/5 # vs Columbia Christian

W 2-1 8-15, 15-6, 15-7

9/5 # vs Southern Oregon

L 0-2 0-15, 5-15

9/5 # vs Pacific

W 2-0 15-7, 15-10

9/5 # vs Warner Pacific

W 2-0 15-4, 15-5

9/6 # vs Linfield

L 1-2 15-8, 13-15, 10-15

9/6 # vs Pacific

W 2-0 15-5, 15-3

9/6 # vs Eastern Oregon

W 2-0 15-7, 15-13

9/11 Warner Pacific

W 3-0 15-9, 15-1, 15-6

9/19 Willamette

L 1-3 10-15, 17-19, 15-5, 12-15

9/20 at St. Martin's

L 2-3 8-15, 15-12, 4-15, 15-4, 5-15

9/24 at Warner Pacific

W

9/25 Concordia

W

9/27 + Pacific

W 2-0 15-2, 15-7

9/27 + Eastern Oregon

L 1-2 15-11, 1-15, 15-17

9/27	+	Western Oregon	L	0-2	5-15, 5-15
9/27	+	Columbia Christian	W	2-1	9-15, 15-9, 15-12
9/28	+	Northwest Nazarene	W	2-0	15-5, 15-10
9/28	+	Southern Oregon	L	0-2	6-15, 7-15
9/28	+	Western Oregon	L	0-2	9-15, 11-15
10/1		Western Oregon	L	1-3	15-11, 11-15, 10-15, 9-15
10/3		Western Baptist	W	3-2	15-4, ????, 15-6, 7-15, 15-10
10/8		Pacific	W	3-0	15-2, 15-4, 15-12
10/11	!	vs Oregon Tech	W	2-0	15-3, 15-3
10/11	!	vs Puget Sound	W	2-1	15-12, 12-15, 15-6
10/11	!	vs Pacific	L	1-2	6-15, 15-3, 7-15
10/11	!	vs Lewis-Clark State	L	0-2	11-15, 13-15
10/12	!	vs Western Washington	W	2-1	15-12, 10-15, 15-13
10/12	!	vs Central Washington	L	0-2	10-15, 10-15
10/12	!	vs Western Washington	L	0-2	3-15, 12-15
10/15		Lewis & Clark	L	2-3	15-11, 4-15, 17-15, 10-15, 2-15
10/17		Colombia Christian	W	3-0	15-9, 15-11, 15-4
10/25		at Lewis & Clark	W	3-2	15-11, 13-15, 15-12, 10-15, 15-8
10/29		at Willamette	W	3-0	15-6, 15-6, 15-7
10/31		at Pacific	W	3-1	15-11, 15-10, 10-15, 15-5
11/2		Linfield	L	1-3	11-15, 10-15, 15-10, 15-17
11/4		at Columbia Christian	W	3-0	15-4, 15-11, 15-2
11/5		at Concordia	W	3-0	15-2, 15-4, 15-0
11/12		Western Oregon	W	3-0	15-9, 15-10, 15-9
11/15	\$	vs Willamette	W	2-0	15-12, 15-11
11/15	\$	vs Southern Oregon	L	1-2	11-15, 15-8, 6-15
11/16	\$	vs Linfield	L	1-2	9-15, 15-8, 15-17

- Willamette Tournament, Salem, Ore.

+ - George Fox Invitational, Newberg, Ore.

! - Western Oregon Tournament, Monmouth, Ore.

\$ - NAIA District 2 Tournament, ???

1992 Coach: Steve Grant

Overall: 28-20 (25-20, H 11-7, R 5-5, N 9-8, Games 74-60)

CCC: 7-2 (H 3-1, R 4-1, Games 23-12)

Note: "Overall record" includes 3 games which were not kept on record for stats.

9/5	#	3 previous games. not recorded.			
9/5	#	vs Linfield	L	1-2	15-13, 12-15, 6-15
9/6	#	vs St. Martin's	W	2-0	15-8, 15-7
9/6	#	vs Pacific	W	2-0	15-4, 15-11
9/6	#	vs Linfield	W	2-0	15-10, 15-5
9/6	#	at Willamette	L	0-2	6-15, 8-15
9/8		Pacific Lutheran	W	3-1	15-5, 11-15, 15-11, 15-4
9/15	*	at Concordia	W	3-0	15-8, 15-11, 15-7
9/17	*	Western Baptist	W	3-0	15-12, 16-14, 15-8
9/18		at Pacific	L	0-3	11-15, 6-15, 14-16
9/22		Willamette	L	0-3	9-15, 14-16, 11-15
9/25	+	Pacific	L	1-2	15-10, 12-15, 3-15
9/25	+	Pacific Lutheran	W	2-1	15-8, 6-15, 15-12
9/25	+	Western Oregon	L	0-2	7-15, 11-15
9/25	+	Eastern Oregon	W	2-0	15-8, 16-14
9/26	+	Linfield	W	2-1	4-15, 15-12, 15-12
9/26	+	Southern Oregon	L	1-2	15-12, 9-15, 15-17
9/26	+	Linfield	W	2-1	17-15, 6-15, 15-5
9/26	+	Pacific	L	1-2	5-15, 15-12, 10-15
9/29	*	at Western Baptist	W	3-2	10-15, 13-15, 16-14, 15-7, 15-13
10/6	*	Concordia	W	3-0	15-9, 15-6, 15-13
10/9	!	vs Pacific	W	2-1	15-11, 13-15, 15-13
10/9	!	vs Concordia	W	2-0	15-4, 15-6
10/9	!	at Western Oregon	L	0-2	9-15, 12-15
10/9	!	vs Lewis-Clark State	W	2-0	15-9, 15-6
10/10	!	vs Willamette	L	0-2	12-15, 9-15
10/10	!	vs Western Washington	L	0-2	7-15, 9-15
10/13		Lewis & Clark	W	3-1	15-8, 15-5, 11-15, 15-11
10/16	*	at Eastern Oregon	W	3-0	15-7, 16-14, 15-6
10/17	*	at Albertson	W	3-2	15-9, 14-16, 15-13, 15-17, 15-7
	*	at Northwest Nazarene	L	2-3	10-15, 6-15, 15-13, 15-3, 10-15
10/20	*	Western Oregon	L	0-3	5-15, 8-15, 4-15
10/23		at Lewis & Clark	W	3-1	15-8, 15-8, 6-15, 15-5
10/27		at Linfield	L	2-3	11-15, 15-10, 6-15, 15-12, 11-15

10/28		Pacific	W	3-1	15-8, 15-9, 10-15, 15-11
10/30		Oregon Tech	W	3-0	15-12, 15-7, 15-10
10/31	*	Southern Oregon	W	3-2	16-14, 9-15, 15-17, 15-10, 15-12
11/3		Willamette	L	2-3	15-4, 13-15, 15-7, 4-15, 4-15
11/6	\$	vs Eastern Oregon	L	0-2	11-15, 10-15
11/6	\$	vs Oregon Tech	W	2-0	15-12, 15-9
11/6	\$	vs Northwest Nazarene	L	1-2	15-11, 5-15, 10-15
11/7	\$	vs Albertson	L	0-2	8-15, 6-15
11/13	%	vs Linfield	L	1-2	4-15, 15-9, 11-15
11/13	%	vs Albertson	W	2-0	15-4, 15-5
11/14	%	vs Linfield	W	2-0	17-15, 15-12
11/14	%	vs Western Oregon	L	0-2	11-15, 4-15

* - Cascade Collegiate Conference match

- Willamette Tournament, Salem, Ore.

+ - George Fox Invitational, Newberg, Ore.

! - Western Oregon Tournament, Monmouth, Ore.

\$ - NAIA District 2 Tournament, ???

% - unknown tournament, ???

1993 Coach: Steve Grant

Overall: 28-18 (H 12-5, R 4-5, N 12-8, Games 76-53)

CCC:

9/3	#	vs Western Baptist	W	2-0	15-9, 15-11
9/3	#	vs Puget Sound	L	0-2	13-15, 4-15
9/3	#	vs St. Martin's	W	2-1	10-15, 16-14, 15-7
9/3	#	at Willamette	L	0-2	12-15, 12-15
9/4	#	vs Linfield	L	1-2	15-11, 13-15, 16-17
9/4	#	at Willamette	L	1-2	15-11, 14-16, 3-15
9/7		St. Martin's	W	3-1	11-15, 15-8, 15-5, 15-1
9/8		at Lewis & Clark	W	3-0	15-3, 15-3, 15-10
9/14	*	Western Baptist	W	3-1	15-6, 15-9, 10-15, 15-11
9/18		Central Washington	L	2-3	9-15, 12-15, 15-12, 16-14, 11-15
9/18	*	Western Oregon	L	0-3	15-5, 15-3, 15-4
9/21		at Pacific	W	3-1	15-13, 12-15, 15-12, 15-10
9/24	+	Eastern Oregon	W	2-0	15-5, 15-11
9/24	+	Pacific	W	2-0	15-6, 15-10
9/24	+	Southern Oregon	L	0-2	7-15, 13-15
9/25	+	Linfield	L	0-2	13-15, 8-15
9/25	+	Albertson	W	2-1	9-15, 15-3, 15-8
9/25	+	Pacific	W	2-0	16-14, 15-5
9/28	*	at Concordia	W	3-0	15-5, 15-8, 15-10
9/30		at Willamette	L	1-3	15-7, 13-15, 9-15, 13-15
10/1	*	at Southern Oregon	L	2-3	12-15, 8-15, 15-8, 15-8, 4-15
10/5	*	at Western Baptist	W	3-1	15-9, 15-7, 12-15, 15-6
10/8	!	vs Eastern Oregon	W	2-0	15-8, 15-8
10/8	!	vs Puget Sound	W	2-1	9-15, 16-14, 15-12
10/8	!	vs Montana Tech	W	2-0	15-4, 15-13
10/9	!	vs Western Baptist	W	2-0	15-2, 15-11
10/9	!	vs Lewis-Clark State	L	0-2	7-15, 9-15
10/9	!	vs Northwest Nazarene	W	2-0	15-9, 15-8
10/9	!	vs Western Washington	L	0-2	12-15, 10-15
10/12	*	Concordia	W	3-0	15-4, 15-0, 15-13
10/16	*	at Western Oregon	L	0-3	8-15, 7-15, 9-15
10/20	*	Pacific Lutheran	W	3-1	13-15, 15-1, 15-4, 15-3
10/26		Willamette	W	3-1	15-7, 5-15, 15-9, 15-9
10/29	*	Albertson	W	3-2	15-9, 10-15, 15-9, 10-15, 15-9
10/30	*	Northwest Nazarene	L	0-3	11-15, 12-15, 12-15
10/30	*	Eastern Oregon	W	3-0	15-7, 15-6, 15-13
11/2		Lewis & Clark	W	3-1	15-6, 15-9, 11-15, 15-4
11/5	\$	vs Albertson	W	2-0	15-5, 15-6
11/5	\$	vs Western Oregon	L	0-2	12-15, 10-15
11/5	\$	vs Eastern Oregon	W	2-0	15-10, 15-8
11/6	\$	vs Southern Oregon	W	2-0	15-2, 15-9
11/6	\$	vs Northwest Nazarene	L	0-2	11-15, 7-15
11/12	%	vs Linfield	W	2-0	15-10, 15-9
11/12	%	vs Western Oregon	L	0-2	0-15, 13-15
11/12	%	vs Southern Oregon	W	2-0	15-11, 15-5
11/13	%	vs Northwest Nazarene	L	0-2	11-15, 5-15

* Cascade Collegiate Conference match

- Willamette Tournament, Salem, Ore.

+ - George Fox Invitational, Newberg, Ore.
 ! - Western Oregon State Tournament, Monmouth, Ore.
 \$ - Cascade Collegiate Conference Tournament, ???
 % - NAIA District 2 Tournament, ???

1994 Coach: Steve Grant

Overall: 16-15 (H 8-6, R 3-6, N 5-3, Games 44-44)

CCC: 4-3 (H 2-1, R 2-2, Games 13-12)

9/9	Willamette	L	0-3	8-15, 9-15, 5-15
9/14	at Linfield	L	0-3	10-15, 9-15, 5-15
9/16	Western Oregon	L	1-3	4-15, 4-15, 15-13, 7-15
9/20	at Willamette	L	0-3	3-15, 13-15, 7-15
9/23	# Concordia	W	2-0	15-10, 15-3
9/23	# Willamette	L	0-2	10-15, 5-15
9/23	# Northwest Nazarene	L	0-2	3-15, 12-15
9/23	# Christian Heritage	W	2-0	15-5, 15-5
9/24	# Lewis & Clark	W	2-0	15-9, 15-12
9/24	# Western Baptist	W	2-0	15-7, 15-11
9/29	* at Western Baptist	W	3-0	15-3, 15-7, 15-10
9/30	Pacific	L	2-3	11-15, 15-13, 6-15, 16-14, 13-15
10/4	* at Western Oregon	L	0-3	15-2, 15-10, 15-10
10/7	+ vs Pacific	W	2-1	8-15, 15-8, 16-14
10/7	+ vs Brigham Young-Hawaii	L	0-2	5-15, 9-15
10/7	+ vs Lewis-Clark State	W	2-0	17-15, 15-8
10/7	+ vs Eastern Oregon	W	2-0	15-6, 15-12
10/8	+ vs Linfield	W	2-0	15-2, 15-4
10/8	+ at Western Oregon	L	0-2	5-15, 2-15
10/11	* at Concordia	W	3-1	15-2, 15-3, 6-15, 15-4
10/14	* at Southern Oregon	L	1-3	6-15, 15-8, 8-15, 7-15
10/18	at Pacific Lutheran	W	3-1	15-8, 4-15, 15-8, 15-13
10/22	at Pacific	L	1-3	6-15, 15-7, 11-15, 8-15
10/28	* Northwest Nazarene	L	0-3	11-15, 6-15, 8-15
10/28	* Albertson	W	3-2	8-15, 15-10, 15-8, 11-15, 17-15
10/29	* Eastern Oregon	W	3-0	15-2, 15-9, 15-9
11/4	Concordia	W	3-0	15-3, 15-8, 15-7
11/7	Western Baptist	W	3-0	15-11, 15-7, 15-10
11/11	! vs Eastern Oregon	W	2-0	15-12, 15-8
11/12	! vs Northwest Nazarene	L	0-2	5-15, 8-15
11/12	! vs Southern Oregon	L	0-2	12-15, 12-15

* - Cascade Collegiate Conference match

- George Fox Invitational, Newberg, Ore.

+ - Western Oregon State Tournament, Monmouth, Ore.

! - Cascade Collegiate Conference Tournament, Caldwell, Idaho

1995 Coach: Steve Grant

Overall: 22-11 (H 12-3, R 6-5, N 4-3, Games 62-42)

NCIC: 10-4 (H 6-3, R 4-1, Games 33-18)

9/9	Hamline	W	3-1	15-17, 15-3, 15-4, 15-9
9/13	* Pacific	L	2-3	15-11, 7-15, 4-15, 15-11, 12-15
9/15	* at Lewis & Clark	W	3-1	15-2, 15-13, 14-16, 15-8
9/16	* at Pacific Lutheran	L	1-3	11-15, 9-15, 15-4, 2-15
9/22	# Eastern Oregon	W	2-0	15-1, 15-4
9/22	# Linfield	W	2-1	10-15, 15-13, 15-13
9/22	# Western Oregon	L	0-2	5-15, 9-15
9/23	# Central Washington	W	2-1	2-15, 15-6, 15-9
9/23	# Southern Oregon	W	2-0	16-14, 15-12
9/23	# Western Oregon	L	0-2	7-15, 1-15
9/26	at Western Baptist	W	3-1	15-10, 15-11, 11-15, 15-10
9/30	* Whitworth	W	3-0	15-5, 15-6, 15-9
9/30	* Whitman	W	3-0	15-5, 15-7, 15-1
10/6	+ vs Montana Tech	L	0-2	9-15, 9-15
10/6	+ vs The Master's	W	2-0	15-11, 15-11
10/6	+ vs Northwest Nazarene	L	0-2	5-15, 1-15
10/6	+ vs Western Baptist	W	2-1	15-13, 10-15, 15-12
10/7	+ vs Albertson	W	2-1	15-10, 12-15, 17-15
10/7	+ at Western Oregon	L	0-2	10-15, 12-15
10/11	* at Willamette	L	0-3	10-15, 12-15, 7-15
10/13	* at Linfield	L	0-3	13-15, 12-15, 10-15
10/14	Concordia	W	3-0	15-9, 15-10, 15-7
10/17	at Western Oregon	L	0-3	1-15, 9-15, 3-15

10/20	*	at Whitman	W	3-1	13-15, 15-13, 15-10, 15-6
10/21	*	at Whitworth	W	3-0	15-13, 15-10, 15-7
10/25	*	at Pacific	W	3-1	12-15, 15-4, 15-7, 15-13
10/28	*	Lewis & Clark	W	3-0	15-3, 15-4, 15-11
10/28	*	Pacific Lutheran	W	3-0	16-14, 15-10, 15-4
10/31		at Concordia	W	3-2	11-15, 15-10, 5-15, 15-9, 15-2
11/3	*	Willamette	W	3-2	15-11, 15-8, 11-15, 11-15, 15-2
11/8	*	Linfield	W	3-1	15-5, 15-8, 9-15, 15-9
11/11	!	vs Linfield	W	3-1	10-15, 15-5, 15-3, 15-12
11/11	!	vs Willamette	L	0-3	10-15, 8-15, 1-15

* - Northwest Conference match

- George Fox Invitational, Newberg, Ore.

+ - Western Oregon State Tournament, Monmouth, Ore.

! - Northwest Conference Tournament, ???

1996 Coach: Steve Grant

Overall: 19-13 (H 9-6, R 4-6, N 6-1, Games 58-47)

NWC: 11-5 (H 6-2, R 4-3, N 1-0, Games 35-25)

9/7	*	Whitman	W	3-1	15-6, 16-14, 15-17, 15-5
9/7	*	Whitworth	W	3-1	15-2, 15-8, 5-15, 15-9
9/13	*	at Pacific Lutheran	L	0-3	8-15, 13-15, 8-15
9/14	*	at Puget Sound	W	3-2	16-14, 15-13, 3-15, 12-15, 15-10
9/20	#	Pacific Lutheran	W	2-1	15-8, 11-15, 15-10
9/20	#	Albertson	L	0-2	8-15, 14-16
9/20	#	Western Oregon	L	0-2	4-15, 8-15
9/21	#	Western Baptist	L	0-2	2-15, 12-15
9/21	#	Pacific Lutheran	W	2-0	15-10, 15-6
9/25	*	Lewis & Clark	W	3-0	15-8, 15-8, 15-11
10/1		at Western Baptist	L	1-3	6-15, 11-15, 15-8, 7-15
10/4	+	vs Cascade	W	2-0	15-6, 15-5
10/4	+	at Pacific	L	0-2	13-15, 1-15
10/4	+	vs Montana State-Northern	W	2-0	15-11, 15-1
10/4	+	vs Western Baptist	W	2-0	15-13, 15-11
10/5	+	vs Montana Tech	W	2-0	15-10, 15-5
10/5	+	vs Eastern Oregon	W	3-0	15-11, 16-14, 15-3
10/8		Concordia	W	3-1	15-4, 11-15, 15-5, 15-5
10/11	*	at Linfield	L	1-3	13-15, 15-11, 13-15, 13-15
10/12	*	at Willamette	L	0-3	7-15, 9-15, 8-15
10/16	*	Pacific	W	3-1	12-15, 15-11, 15-11, 15-5
10/18	*	Puget Sound	L	1-3	15-13, 7-15, 11-15, 3-15
10/19	*	Pacific Lutheran	W	3-1	2-15, 15-8, 15-12, 15-10
10/22		at Western Oregon	L	0-3	8-15, 13-15, 6-15
10/26	*x	vs Whitworth	W	3-0	15-5, 15-7, 15-3
10/26	*	at Whitman	W	3-1	15-9, 6-15, 15-2, 15-10
10/30	*	at Pacific	W	3-1	15-10, 15-4, 13-15, 15-12
11/1	*	Willamette	L	0-3	6-15, 11-15, 10-15
11/2	*	Linfield	W	3-1	10-15, 15-8, 15-9, 15-7
11/6	*	at Lewis & Clark	W	3-1	15-4, 9-15, 15-7, 15-7
11/12		Western Baptist	L	2-3	11-15, 4-15, 16-14, 15-8, 11-15
11/16	!	vs Puget Sound	L	2-3	10-15, 15-7, 14-16, 15-9, 13-15

* - Northwest Conference match

- George Fox Invitational, Newberg, Ore.

+ - Pacific Invitational, Forest Grove, Ore.

x - at Walla Walla, Wash.

! - Northwest Conference Tournament, ???

1997 Coach: Steve Grant

Overall: 23-5 (H 10-3, R 8-1, N 5-1, Games 70-20)

NWC: 14-2 (H 7-1, R 7-1, Games 42-8)

9/5	#	vs Claremont-Mudd-Scripps	W	3-1	15-1, 3-15, 15-6, 15-7
9/5	#	vs Mills	W	3-0	15-1, 15-8, 15-5
9/6	#	at Whittier	W	3-0	15-2, 15-10, 15-0
9/6	#	vs Lewis & Clark	W	3-0	15-5, 15-8, 15-3
9/6	#	vs Claremont-Mudd-Scripps	W	3-0	15-7, 15-10, 15-5
9/11		Western Oregon	L	0-3	10-15, 8-15, 9-15
9/13	*	Whitman	W	3-0	15-2, 15-7, 15-4
9/13	*	Whitworth	W	3-0	15-5, 15-4, 15-2
9/19	+	Willamette	W	3-1	15-13, 15-7, 8-15, 15-9
9/19	+	Southern Oregon	W	3-1	15-6, 4-15, 15-12, 15-10
9/20	+	Eastern Oregon	W	3-0	15-6, 15-3, 15-4

9/20	+	Western Oregon	L	1-3	1-15, 15-10, 9-15, 10-15
9/24	*	Lewis & Clark	W	3-1	15-5, 11-15, 15-7, 15-11
9/27	*	at Puget Sound	L	0-3	7-15, 9-15, 15-17
9/30	*	at Willamette	W	3-0	15-10, 15-5, 15-6
10/8	*	Linfield	W	3-0	15-3, 15-7, 16-14
10/10	*	Pacific Lutheran	W	3-0	15-6, 16-14, 15-3
10/15	*	Pacific	W	3-0	15-2, 15-8, 15-8
10/17	*	at Whitman	W	3-0	15-11, 15-13, 15-12
10/18	*	at Whitworth	W	3-0	15-10, 15-8, 15-11
10/22	*	at Lewis & Clark	W	3-1	15-10, 15-0, 12-15, 15-10
10/25	*	Puget Sound	W	0-3	9-15, 8-15, 6-15
11/1	*	Willamette	W	3-0	15-13, 16-14, 15-9
11/5	*	at Pacific	W	3-0	15-6, 15-7, 15-7
11/7	*	at Pacific Lutheran	W	3-0	15-8, 15-11, 15-10
11/8	*	at Linfield	W	3-0	17-5, 15-8, 15-13
11/14	!	vs Willamette	W	3-0	15-7, 15-4, 15-4
11/15	!	vs Puget Sound	L	0-3	14-16, 15-17, 9-15

* - Northwest Conference match

- Whittier Tournament, Whittier, Calif.

+ - George Fox Invitational, Newberg, Ore.

! - Northwest Conference Tournament, ???

1998 Coach: Steve Grant

Overall: 31-8 (H 12-1, R 11-1, N 8-6, Games 102-39)

NWC: 15-1, 1st (H 7-1, R 8-0, Games 47-12)

9/5	#	vs Carroll	W	3-0	15-12, 15-11, 15-5
9/5	#	vs Northwest	W	3-0	15-3, 15-2, 15-5
9/5	#	vs Northwest Nazarene	L	2-3	15-12, 17-15, 8-15, 13-15, 11-15
9/6	#	vs Oregon Tech	W	3-0	15-7, 15-5, 15-11
9/6	#	vs Pacific Lutheran	W	3-0	16-14, 15-12, 15-4
9/8		at Concordia-Portland	W	3-0	18-16, 15-12, 15-8
9/11	*	at Whitman	W	3-0	15-10, 15-5, 15-12
9/12	*	at Whitworth	W	3-0	15-10, 15-5, 15-12
9/18	*	at Lewis & Clark	W	3-0	15-7, 15-5, 15-7
9/19	*	Puget Sound	W	3-1	15-5, 15-7, 14-16, 15-11
9/25	*	at Pacific	W	3-0	15-0, 15-1, 15-3
9/26	*	Willamette	W	3-0	15-1, 15-6, 15-9
10/2	*	at Pacific Lutheran	W	3-1	8-15, 15-7, 15-8, 15-6
10/7	*	Linfield	W	3-0	15-12, 15-6, 15-5
10/9	*	Whitman	W	3-0	15-12, 15-6, 15-8
10/10		California-Santa Cruz	W	3-0	15-3, 15-11, 15-14
10/10	*	Whitworth	W	3-0	15-3, 15-2, 15-3
10/13		Western Baptist	W	3-0	15-7, 15-9, 15-8
10/14	*	Lewis & Clark	W	3-1	15-2, 15-4, 12-15, 15-6
10/17	*	at Puget Sound	W	3-2	11-15, 15-7, 15-9, 12-15, 16-14
10/22	*	Oregon Tech	W	3-2	9-15, 15-5, 14-16, 15-3, 15-8
10/23	*	Pacific	W	3-0	15-2, 15-7, 15-5
10/24		at Willamette	W	3-2	10-15, 15-6, 15-2, 8-15, 15-13
10/30	*	Pacific Lutheran	L	2-3	15-13, 10-15, 15-3, 15-17, 13-15
10/31	*	at Linfield	W	3-2	15-17, 15-7, 13-15, 15-5, 15-10
11/3		at Western Oregon	L	1-3	12-15, 12-15, 15-4, 10-15
11/7	+	Pacific Lutheran	W	3-0	15-8, 15-7, 15-3
11/7	+	Puget Sound	W	3-0	15-11, 15-13, 15-13
11/13	!	vs Lewis-Clark State	L	0-3	13-15, 10-15, 10-15
11/13	!	vs Puget Sound	W	3-2	15-3, 15-9, 3-15, 11-15, 15-13
11/14	!	at Western Oregon	W	3-2	7-15, 15-1, 6-15, 15-13, 17-15
11/14	!	vs Simon Fraser	W	3-0	15-8, 15-11, 15-4
11/20	\$	vs Western Montana	W	3-0	15-3, 15-12, 15-3
11/20	\$	at Northwest Nazarene	W	3-0	15-10, 15-6, 15-5
11/21	\$	vs Western Oregon	L	1-3	5-15, 15-11, 10-15, 9-15
12/2	%	vs St. Edward's	L	1-3	15-9, 12-15, 11-15, 3-15
12/3	%	vs Palm Beach Atlantic	W	3-0	15-13, 15-9, 15-9
12/3	%	vs Lewis-Clark State	L	2-3	13-15, 15-12, 15-9, 8-15, 6-15
12/4	%	vs Fresno Pacific	L	0-3	12-15, 9-15, 6-15

* - Northwest Conference match

- Whitworth Invitational, Spokane, Wash.

+ - Northwest Conference Tournament, Newberg, Ore.

! - NAIA Pacific Northwest Sectional Tournament, Monmouth, Oregon

\$ - NAIA Pacific Northwest Regional Tournament, Nampa, Idaho

% - NAIA National Tournament, Kankakee, Illinois

1999 Coach: Steve Grant**Overall: 19-7 (H 8-2, R 7-3, N 4-2, Games 65-27)****NWC: 12-4, 2nd (H 7-1, R 5-3, Games 41-17)**

9/8		California-Santa Cruz	W	3-0	15-4, 15-9, 17-15
9/10	#	vs St. Martin's	W	3-0	15-9, 15-5, 15-11
9/10	#	vs Simon Fraser	W	3-0	15-6, 15-12, 15-10
9/11	#	vs California-San Diego	L	0-3	6-15, 12-15, 5-15
9/11	#	at Puget Sound	W	3-1	15-13, 5-15, 15-6, 15-11
9/18	*	Puget Sound	W	3-2	15-6, 11-15, 10-15, 15-13, 15-6
9/22	*	Pacific	W	3-0	15-11, 15-9, 15-3
9/24	*	Whitworth	W	3-0	15-12, 15-12, 15-4
9/25	*	Whitman	W	3-1	15-9, 15-6, 13-15, 15-9
9/29	*	at Linfield	L	1-3	7-15, 15-6, 14-16, 14-16
9/30		Colorado College	L	2-3	13-15, 15-13, 15-11, 12-15, 14-16
10/2	*	at Willamette	L	1-3	13-15, 15-12, 8-15, 12-15
10/6	*	Lewis & Clark	W	3-0	15-5, 15-3, 15-4
10/9	*	at Pacific Lutheran	W	3-1	15-6, 10-15, 15-6, 15-13
10/13	*	at Puget Sound	W	3-0	15-10, 16-14, 15-8
10/15	+	vs Mills	W	3-0	15-2, 15-3, 15-1
10/15	+	vs Whittier	W	3-0	15-8, 15-9, 15-4
10/16	+	vs California State-Hayward	L	1-3	15-17, 15-3, 14-16, 11-15
10/16	+	at California-Santa Cruz	W	3-0	15-5, 15-9, 15-9
10/20	*	at Pacific	W	3-0	15-7, 15-12, 15-3
10/22	*	at Whitworth	W	3-0	15-4, 15-13, 15-2
10/23	*	at Whitman	L	1-3	9-15, 15-7, 13-15, 10-15
10/29	*	Linfield	W	3-0	15-6, 15-2, 15-8
10/30	*	Willamette	W	3-1	12-15, 15-12, 15-8, 15-5
11/3	*	at Lewis & Clark	W	3-0	15-8, 15-13, 15-8
11/6	*	Pacific Lutheran	L	2-3	15-13, 10-15, 17-15, 4-15, 10-15

* - Northwest Conference match

- Puget Sound Invitational, Tacoma, Wash.

+ - UC-Santa Cruz Tournament, Santa Cruz, Calif.

2000 Coach: Steve Grant**Overall: 7-15 (H 3-6, A 3-6, N 1-3, Games 34-51)****NWC: 5-11, 7th (H 3-5, A 2-6, Games 23-35)**

9/1	#	vs Howard Payne	W	3-2	6-15, 15-2, 15-9, 13-15, 15-5
9/1	#	vs Concordia-Austin	L	2-3	18-16, 9-15, 11-15, 15-13, 16-18
9/2	#	vs Puget Sound	L	0-3	4-15, 8-15, 9-15
9/2	#	at Colorado College	W	3-2	15-13, 3-15, 15-13, 2-15, 15-11
9/8		La Verne	L	2-3	15-10, 15-9, 8-15, 11-15, 10-15
9/9	+	vs Seattle	L	1-3	8-15, 12-15, 15-5, 10-15
9/15	*	at Pacific Lutheran	L	2-3	10-15, 15-13, 16-14, 12-15, 5-15
9/16	*	at Puget Sound	L	0-3	7-15, 6-15, 6-15
9/22	*	Pacific	W	3-0	15-3, 15-12, 15-11
9/23	*	at Lewis & Clark	W	3-1	14-16, 15-10, 15-5, 15-8
9/27	*	at Willamette	L	0-3	9-15, 11-15, 12-15
9/29	*	Linfield	L	0-3	11-15, 8-15, 3-15
10/6	*	Whitman	W	3-1	15-7, 15-9, 4-15, 15-11
10/7	*	Whitworth	L	1-3	7-15, 14-16, 15-12, 12-15
10/13	*	Pacific Lutheran	L	1-3	11-15, 10-15, 15-12, 2-15
10/14	*	Puget Sound	L	0-3	5-15, 3-15, 7-15
10/20	*	at Pacific	W	3-0	15-12, 15-12, 15-9
10/21	*	Lewis & Clark	W	3-0	15-13, 15-2, 15-6
10/27	*	at Linfield	L	1-3	15-5, 15-9, 12-15, 15-5
10/28	*	Willamette	L	2-3	6-15, 15-11, 10-15, 15-7, 15-8
11/3	*	at Whitman	L	0-3	6-15, 8-15, 14-16
11/4	*	at Whitworth	L	1-3	4-15, 15-13, 9-15, 4-15

* - Northwest Conference match

- Pikes Peak Challenge, Colorado Springs, Colo.

+ - at Lewis & Clark, Portland, Ore.

2001 Coach: Steve Grant**Overall: 19-5 (H 10-1, R 6-4, N 3-0, Games 60-26)****NWC: 11-5, 3rd (H 7-1, R 4-4, Games 36-20)**

8/31		Eastern Oregon	W	3-1	30-26, 27-30, 30-26, 30-19
9/7	#	vs California State-Hayward	W	3-2	26-30, 30-22, 26-30, 30-19, 15-9
9/7	#	at Whittier	W	3-0	30-28, 30-23, 30-26
9/8	#	vs Pomona-Pitzer	W	3-0	30-16, 30-26, 30-28

9/8	#	vs Claremont-Mudd-Scripps	W	3-0	30-20, 30-27, 30-26
9/12		at Warner Pacific	W	3-1	30-17, 30-21, 28-30, 30-17
9/14	*	Whitman	W	3-0	30-21, 30-25, 30-10
9/15	*	Whitworth	L	0-3	25-30, 32-34, 18-30
9/19	*	at Willamette	W	3-1	30-21, 25-30, 30-26, 30-19
9/22	*	at Puget Sound	L	0-3	30-32, 27-30, 25-30
9/27		Colorado College	W	3-2	32-30, 28-30, 30-25, 29-31, 15-10
9/28	*	Linfield	W	3-0	30-26, 30-21, 30-24
9/29	*	at Pacific Lutheran	W	3-1	30-27, 28-30, 30-28, 30-21
10/3	*	at Lewis & Clark	W	3-0	30-27, 30-18, 30-20
10/5	*	at Pacific	W	3-0	33-31, 30-23, 30-14
10/10		Warner Pacific	W	3-0	30-16, 30-22, 30-13
10/12	*	at Whitman	L	2-3	30-24, 30-24, 27-30, 30-32, 11-15
10/13	*	at Whitworth	L	0-3	23-30, 21-30, 25-30
10/17	*	Willamette	W	3-0	30-27, 30-23, 30-20
10/20	*	Puget Sound	W	3-1	30-28, 22-30, 30-26, 30-25
10/26	*	at Linfield	L	2-3	30-22, 27-30, 21-30, 27-30
10/27	*	Pacific Lutheran	W	3-2	30-21, 24-30, 30-26, 25-30, 15-9
11/2	*	Pacific	W	3-0	30-21, 30-21, 30-22
11/3	*	Lewis & Clark	W	3-0	30-18, 30-17, 30-23

- Whittier College Tournament, Whittier, Calif.

* - Northwest Conference match

Volleyball Box Score
George Fox University 2002 Volleyball
Ithaca vs George Fox (08/30/02 at Gettysburg, PA)

Ithaca ## Name	GP	ATTACK				PCT	A	SA	SE	RE	D	IG	BS	BA	BE	BHE
		K	E	TA												
Sharp, Kristen.....	3	2	4	12	.167	3	1	0	0	0	7	0	1	2	0	0
Haverstock, Kaye....	3	1	1	6	.000	0	0	1	2	5	0	0	0	0	0	0
Barclay, Shannon....	3	1	0	4	.250	3	1	0	1	0	1	1	2	1	0	0
Raymond, Jessica....	3	10	1	21	.429	0	1	1	0	1	1	0	3	1	0	0
Hammond, Janet.....	3	10	1	27	.333	0	0	0	0	0	3	0	2	0	0	0
Roth, Julia.....	3	10	1	30	.300	1	1	0	1	5	0	0	1	0	0	0
Morningstar, Meghan..	3	1	1	10	.000	0	0	0	0	0	1	1	1	1	0	0
Gunderson, Journey..	3	0	0	0	.000	0	0	0	2	9	0	0	0	0	0	0
Totals.....	3	35	9	110	.236	35	3	3	5	41	3	8	5	1	0	0

TEAM ATTACK PER GAME

Game	K	E	TA	Pct
1	0	0	0	.000
2	0	0	0	.000
3	0	0	0	.000

TOTAL TEAM BLOCKS: 7.0

GAME SCORES				TEAM RECORDS			
Ithaca.....	28	23	17	0-1			
George Fox.....	30	30	30	1-0			

George Fox ## Name	GP	ATTACK				PCT	A	SA	SE	RE	D	IG	BS	BA	BE	BHE
		K	E	TA												
Bostic, Nicole.....	3	15	4	31	.355	0	2	0	1	20	0	0	0	0	0	0
Cotner, Mindi.....	3	0	0	0	.000	33	1	0	0	21	0	0	0	0	0	0
Burright, Angela....	3	5	2	13	.231	0	0	0	0	2	3	3	0	0	0	0
Schultens, Shelly....	3	8	2	15	.400	0	2	0	0	4	3	2	0	0	0	0
Mailier, Brandy.....	3	6	1	12	.417	0	1	0	1	12	1	3	0	0	0	0
Langmade, Lacey.....	2	4	3	13	.077	0	1	0	1	2	0	0	0	0	0	0
Glisson, Ashley.....	1	3	5	10	.200	0	0	0	0	4	0	0	0	0	0	0
Nelson, Jeni.....	1	2	1	6	.167	0	0	0	0	0	0	0	0	0	0	0
Stapleton, Haley....	3	0	0	0	.000	0	0	0	1	8	0	0	0	0	0	0
Totals.....	3	43	18	100	.250	33	7	0	4	73	7	8	0	0	0	0

TEAM ATTACK PER GAME

Game	K	E	TA	Pct
1	0	0	0	.000
2	0	0	0	.000
3	0	0	0	.000

TOTAL TEAM BLOCKS: 11.0

Site: Gettysburg, PA (Hen Bream Gymnasium)			
Date: 08/30/02	Attend:	Time:	
Referees:			
Gettysburg College NIT			

Volleyball Box Score
George Fox University 2002 Volleyball
George Fox vs Gettysburg (Aug 31, 2002 at Gettysburg, PA)

George Fox ## Name	GP	ATTACK				PCT	A	SA	SE	RE	D	IG	BS	BA	BE	BHE
		K	E	TA												
Bostic, Nicole.....	4	16	4	42	.286	0	2	1	1	25	2	3	3	0	0	0
Cotner, Mindi.....	4	4	0	7	.571	39	2	0	0	20	2	6	1	0	0	0
Stapleton, Haley....	4	0	0	3	.000	0	0	0	1	13	0	0	0	0	0	0
Schultens, Shelly....	4	11	4	23	.304	0	3	1	1	7	8	3	2	0	0	0
Mailier, Brandy.....	4	11	1	27	.370	5	0	0	0	2	9	2	2	0	0	0
Langmade, Lacey.....	4	6	2	14	.286	0	0	0	1	4	0	0	0	0	0	0
Glisson, Ashley.....	1	2	0	3	.667	0	0	0	0	0	0	0	0	0	0	0
Rietze, Libby.....	1	1	0	1	1.000	0	0	0	0	0	0	0	0	0	0	0
Nelson, Jeni.....	1	1	1	7	.000	0	0	1	0	1	0	0	0	0	2	0
Schantin, Jamie.....	1	0	0	0	.000	2	0	0	0	0	0	0	0	0	0	0
Burright, Angela....	4	3	1	11	.182	0	0	1	0	0	5	2	1	0	0	0
Frank, Angie.....	4	0	0	1	.000	0	2	2	1	2	13	0	0	0	0	0
Totals.....	4	55	13	139	.302	46	9	6	8	92	19	16	9	0	0	0

TEAM ATTACK PER GAME

Game	K	E	TA	Pct
1	0	0	0	.000
2	0	0	0	.000
3	0	0	0	.000
4	0	0	0	.000

TOTAL TEAM BLOCKS: 27.0

GAME SCORES				TEAM RECORDS			
George Fox.....	30	28	30	30	2-1		
Gettysburg.....	14	30	20	18	0-3		

Gettysburg ## Name	GP	ATTACK				PCT	A	SA	SE	RE	D	IG	BS	BA	BE	BHE
		K	E	TA												
McNamee, Diana.....	4	3	0	5	.600	0	4	1	0	5	0	0	0	0	0	0
Verderosa, Jane.....	2	1	2	3	.333	0	0	0	0	0	0	0	0	0	0	0
Boyd, Lauren.....	4	4	0	8	.500	15	1	0	0	9	0	1	0	0	0	0
Dorsch, Michelle....	4	0	1	5	.200	1	0	2	4	6	0	0	0	0	0	0
Barkdoll, Erin.....	4	10	8	42	.048	0	1	1	0	1	0	1	0	0	0	0
Smith, Shannon.....	3	2	1	6	.167	17	0	1	2	5	0	1	0	0	0	0
Massey, Jeyma.....	4	1	2	7	.143	0	0	0	0	0	0	0	0	0	0	0
Cortese, Jessica....	4	8	9	28	.036	0	1	1	0	6	0	0	0	0	0	0
Barr, Nicole.....	4	6	4	21	.095	4	2	0	1	6	0	2	0	0	0	0
Rau, Erica.....	4	4	5	19	.053	0	0	1	0	1	2	3	4	0	0	0
Hallahan, Margaret..	4	0	0	0	.000	1	0	0	0	3	0	0	0	0	0	0
Nagel, Joan.....	3	3	1	12	.167	1	0	1	2	0	0	0	0	0	0	0
Totals.....	4	42	33	156	.058	40	9	8	9	43	3	8	0	0	0	0

TEAM ATTACK PER GAME

Game	K	E	TA	Pct
1	0	0	0	.000
2	0	0	0	.000
3	0	0	0	.000
4	0	0	0	.000

TOTAL TEAM BLOCKS: 7.0

Site: Gettysburg, PA (Hen Bream Gymnasium)			
Date: Aug 31, 2002	Attend:	54	Time:
Referees:			
Gettysburg College NIT			

Volleyball Box Score
George Fox University 2002 Volleyball
Juniata vs George Fox (08/31/02 at Gettysburg, PA)

Juniata ## Name	GP	ATTACK				PCT	A	SA	SE	RE	D	IG	BS	BA	BE	BHE
		K	E	TA												
Beasley, Lauren.....	1	0	0	0	.000	0	0	0	0	1	0	0	0	0	0	0
Mueller, Niki.....	3	13	2	25	.440	0	0	0	0	1	1	0	0	0	0	0
Dale, Carl.....	3	3	0	8	.375	51	0	0	0	9	0	1	0	0	0	0
Laucks, Katie.....	3	11	5	27	.222	0	1	0	0	1	1	2	0	0	0	0
Holtan, Johanna.....	3	0	0	0	.000	0	0	0	0	20	0	0	0	0	0	0
Habel, Lindsey.....	3	5	3	15	.133	0	1	0	0	8	0	1	0	0	0	0
Hart, Danielle.....	3	19	3	41	.390	0	2	0	0	9	0	0	0	0	0	0
Wisor, Erin.....	3	6	0	14	.429	0	2	0	0	7	0	0	1	0	0	0
Troutman, Meredith..	1	3	0	3	1.000	0	0	0	0	0	1	0	0	0	0	0
LeBlanc, Caitlin....	1	0	0	0	.000	0	0	0	0	0	0	0	0	0	0	0
Totals.....	3	60	13	133	.353	51	6	0	0	56	3	4	2	0	0	0

TEAM ATTACK PER GAME

Game	K	E	TA	Pct
1	0	0	0	.000
2	0	0	0	.000
3	0	0	0	.000

TOTAL TEAM BLOCKS: 5.0

GAME SCORES				TEAM RECORDS			
Juniata.....	30	30	30	2-0			
George Fox.....	23	21	17	1-1			

George Fox		ATTACK				SET	SERVE	SRV	DEF	BLOCK		GEN			
##	Name	GP	K	E	TA	PCT	A	SA	SE	RE	DIG	BS	BA	BE	BHE
1	Bostic, Nicole.....	3	8	2	27	.222	0	1	0	1	11	0	0	0	0
3	Cotner, Mindi.....	3	2	2	6	.000	18	0	0	0	14	0	0	0	0
7	Burright, Angela....	3	7	2	19	.263	0	0	0	1	2	2	0	0	0
13	Schultens, Shelly....	3	4	3	10	.100	0	1	0	0	1	4	2	0	0
13	Mailier, Brandy.....	3	1	2	12	.083	1	2	0	1	8	0	2	0	0
15	Langmade, Lacey.....	2	3	3	20	.000	0	0	0	0	1	2	0	1	0
2	Glasson, Ashley.....	1	1	2	5	.200	0	0	0	0	1	1	0	0	0
10	Stapleton, Haley....	3	0	0	0	.000	0	0	0	2	10	0	0	0	0
12	Frank, Angie.....	3	1	1	2	.000	0	0	0	1	11	0	0	0	0
Totals.....		3	27	17	101	.099	19	4	0	6	59	9	4	1	

Volleyball Box Score
George Fox University 2002 Volleyball
Redlands vs George Fox (09/06/02 at Spokane, WA)

Redlands	GP	K	E	TA	PCT	SET	SA	SE	RE	DIG	BS	BA	BE	BHE
Reid, Lauren.....	3	9	5	39	.103	1	0	0	1	12	0	1	0	0
Allen, Monique.....	3	5	7	24	-.083	0	1	0	0	4	0	1	0	0
McCormack, Molly.....	2	0	0	0	.000	1	0	1	0	0	0	0	0	0
Flowers, Corinne.....	3	9	4	25	.200	1	0	0	0	1	1	1	0	0
DeGuzman, Bethany.....	2	3	1	5	.400	0	0	1	0	0	1	1	0	0
Palmer, Leslie.....	2	4	3	15	.067	0	0	0	2	3	0	0	0	0
Cho, Courtney.....	3	0	1	1	-.000	4	0	0	0	10	0	0	0	0
Allen, Kyle.....	3	0	1	3	-.333	1	0	0	2	17	0	0	0	0
Lautenberger, Diana.....	3	1	1	4	.000	2	0	2	0	4	0	0	0	0
Mortensen, Shannon.....	2	0	0	2	.000	0	1	1	0	0	0	0	0	0
Monahan, Sara.....	3	0	1	3	-.333	0	1	1	0	2	0	0	0	0
Terrian, Jenn.....	3	0	0	1	.000	0	0	0	2	7	0	0	0	0
Detwiler, Valerie.....	2	5	5	20	.000	0	0	0	0	2	0	0	0	0
Totals.....	3	36	29	142	.049	34	3	6	7	62	2	4	0	0

George Fox	GP	K	E	TA	Pct	GAME SCORES	1	2	3	TEAM RECORDS
1 13 11 42 .048						Redlands.....	20	21	24	
2 8 7 42 .024						George Fox.....	30	30	30	
3 15 11 58 .069										

George Fox	GP	K	E	TA	PCT	SET	SA	SE	RE	DIG	BS	BA	BE	BHE
Bostic, Nicole.....	3	14	3	36	.306	2	2	0	2	17	0	2	0	0
Cotner, Mindi.....	2	1	1	7	.000	2	0	0	0	6	0	2	0	0
Burright, Angela.....	3	2	3	11	-.091	0	0	0	0	0	0	2	1	0
Schultens, Shelly.....	3	9	7	30	.067	1	2	2	0	9	2	5	0	0
Mailier, Brandy.....	3	9	1	19	.421	2	1	2	0	14	0	2	0	0
Langmade, Lacey.....	2	3	0	11	.273	0	0	0	0	1	0	0	0	0
Glisson, Ashley.....	3	4	3	12	.083	0	1	0	0	6	0	0	0	0
Nelson, Jeni.....	2	1	1	4	.000	0	0	0	0	1	0	0	0	0
Schantin, Jamie.....	1	0	0	3	.000	12	0	0	0	1	0	1	0	0
Stapleton, Haley.....	3	0	0	1	.000	0	0	0	1	9	0	0	0	0
Frank, Angie.....	2	0	0	0	.000	0	1	1	0	4	0	0	0	0
Roberts, Michol.....	1	0	0	0	.000	0	0	0	0	0	0	0	0	0
Totals.....	3	43	19	134	.179	38	7	5	3	68	2	14	1	0

George Fox	GP	K	E	TA	Pct	GAME SCORES	1	2	3	TEAM RECORDS
1 14 5 40 .225						Occidental.....	18	20	17	
2 15 8 47 .149						George Fox.....	30	30	30	
3 14 6 47 .170										

Volleyball Box Score
George Fox University 2002 Volleyball
George Fox vs Lewis-Clark State (09/07/02 at Spokane, WA)

George Fox	GP	K	E	TA	PCT	SET	SA	SE	RE	DIG	BS	BA	BE	BHE
Bostic, Nicole.....	3	5	3	28	.071	2	1	0	3	9	0	2	0	0
Cotner, Mindi.....	3	2	1	5	.200	3	1	0	0	7	0	1	0	0
Burright, Angela.....	3	6	0	14	.429	0	0	0	0	2	1	4	0	0
Schultens, Shelly.....	3	13	1	19	.632	0	3	1	0	4	2	2	0	0
Mailier, Brandy.....	3	12	1	25	.440	2	0	1	0	11	0	2	0	0
Langmade, Lacey.....	3	6	3	25	.120	0	0	0	0	3	0	1	0	0
Nelson, Jeni.....	1	0	0	0	.000	0	0	0	0	0	0	0	0	0
Roseberg, Amy.....	1	0	0	0	.000	0	0	0	0	0	0	0	0	0
Stapleton, Haley.....	3	0	0	1	.000	1	0	0	2	11	0	0	0	0
Frank, Angie.....	3	0	0	0	.000	0	0	0	1	6	0	0	0	0
Totals.....	3	44	9	117	.299	40	5	2	6	53	3	12	0	0

George Fox	GP	K	E	TA	Pct	GAME SCORES	1	2	3	TEAM RECORDS
1 11 2 27 .333						George Fox.....	30	30	30	
2 15 3 44 .273						Lewis-Clark State.....	14	26	23	
3 18 4 46 .304										

Lewis-Clark State	GP	K	E	TA	PCT	SET	SA	SE	RE	DIG	BS	BA	BE	BHE
Conder, Kim.....	3	0	2	4	-.500	1	0	0	1	6	0	0	0	0
Covelli, Jennifer.....	3	1	2	9	-.111	3	2	0	0	9	0	1	0	0
Welfel, Nicole.....	3	9	4	22	.227	0	0	0	0	1	0	2	0	0
Hines, Addy.....	3	7	3	23	.174	0	1	1	0	2	0	1	0	0
Flaig, Amy.....	3	10	5	21	.238	0	0	0	0	4	0	2	0	0
Callaghan, Courtney.....	3	1	0	1	1.000	1	0	1	4	7	0	0	0	0
Iroume, Lindsay.....	3	12	12	39	.000	1	2	2	0	7	0	0	0	0
Derr, Jennifer.....	3	1	0	2	.500	1	0	2	0	10	0	0	0	0
Martin, Michelle.....	1	0	0	1	.000	0	0	0	0	0	0	0	0	0
Clark, Brooke.....	2	4	3	16	.062	1	1	2	0	5	0	0	0	0
Adcock, Allison.....	1	0	0	0	.000	0	0	0	0	1	0	0	0	0
Totals.....	3	45	31	138	.101	42	6	8	5	52	0	6	0	0

Lewis-Clark State	GP	K	E	TA	Pct	GAME SCORES	1	2	3	TEAM RECORDS
1 10 13 40 -.075						Site: Spokane, WA (Graves Gym)				
2 19 12 46 .152						Date: 09/07/02				
3 16 6 52 .192						Referees: Barb Twokig, Lisa Paull				

Volleyball Box Score
George Fox University 2002 Volleyball
Occidental vs George Fox (09/06/02 at Spokane, WA)

Occidental	GP	K	E	TA	PCT	SET	SA	SE	RE	DIG	BS	BA	BE	BHE
Tomomitsu, Keri.....	3	1	3	19	-.105	18	0	0	0	6	0	0	0	0
Henry, Alexis.....	3	5	6	25	-.040	1	2	0	2	13	0	1	0	0
Ohta, Andrea.....	3	10	3	34	.266	2	1	2	3	7	0	0	0	0
Lee, Kyleen.....	3	3	1	11	.821	0	1	0	0	3	0	0	0	0
Katz, Ariana.....	1	0	0	0	.000	0	0	0	0	0	0	0	0	0
McCann, Rebecca.....	3	5	5	19	.000	0	1	3	0	1	0	1	1	0
Kartala, Anna.....	3	0	1	8	-.125	2	1	1	0	9	0	0	0	0
Crabtree, Heather.....	2	1	0	1	1.000	2	0	0	0	1	0	0	0	0
Frank, Rebecca.....	3	3	3	15	.000	0	0	0	1	3	0	0	0	0
Tennis, Cathy.....	3	1	0	2	.500	2	0	0	3	11	0	0	0	0
TEAM.....														
Totals.....	3	29	22	134	.052	27	6	7	10	54	0	2	2	0

Occidental	GP	K	E	TA	Pct	GAME SCORES	1	2	3	TEAM RECORDS
1 9 8 52 .019						Occidental.....	18	20	17	
2 10 12 48 -.042						George Fox.....	30	30	30	
3 10 2 34 .235										

George Fox	GP	K	E	TA	PCT	SET	SA	SE	RE	DIG	BS	BA	BE	BHE
Bostic, Nicole.....	3	11	1	27	.370	2	1	0	2	17	0	1	0	0
Cotner, Mindi.....	3	7	0	8	.875	3	1	0	0	18	0	2	0	0
Burright, Angela.....	3	3	3	13	.000	0	1	0	0	0	1	2	1	0
Schultens, Shelly.....	3	10	2	21	.381	1	4	0	0	2	2	0	0	0
Mailier, Brandy.....	3	4	5	18	.056	3	1	0	1	8	0	0	0	0
Langmade, Lacey.....	2	6	0	16	.375	0	0	0	0	3	0	1	0	0
Glisson, Ashley.....	2	3	0	8	.375	0	2	0	0	3	0	0	0	0
Rietse, Libby.....	1	0	0	0	.000	0	0	0	0	0	0	0	0	0
Nelson, Jeni.....	1	1	1	2	.000	0	0	0	0	0	0	0	0	0
Stapleton, Haley.....	3	0	1	1	-.000	0	0	0	2	15	0	0	0	0
Frank, Angie.....	2	0	1	4	-.250	0	0	0	0	3	0	0	0	0
Roberts, Michol.....	3	0	0	0	.000	1	0	0	0	3	0	0	0	0
TEAM.....														
Totals.....	3	45	14	118	.263	40	10	1	6	72	3	8	1	0

George Fox	GP	K	E	TA	Pct	GAME SCORES	1	2	3	TEAM RECORDS
1 15 5 50 .200						Site: Spokane, WA (Whitworth Fieldhouse)				
2 9 6 33 .091						Date: 09/06/02				
3 21 3 35 .514						Referees: Rivera, Cathy, Paull, Lisa				

Volleyball Box Score
George Fox University 2002 Volleyball
California Lutheran vs George Fox (09/07/02 at Spokane, WA)

California Lutheran	GP	K	E	TA	PCT	SET	SA	SE	RE	DIG	BS	BA	BE	BHE
Jones, Casey.....	3	1	0	3	.333	9	1	2	0	4	0	1	0	0
Jabraue, Sally.....	3	12	5	44	.159	0	1	2	2	13	0	0	0	0
Sebenauk, Becky.....	3	3	8	32	-.156	1	2	0	0	15	0	0	0	0
Barker, Christie.....	3	3	9	27	-.222	1	0	0	0	8	0	0	0	0
Arnold, Jamie.....	3	4	4	25	.000	3	0	0	1	13	0	0	0	0
Schneider, Katie.....	3	7	8	30	-.033	0	1	1	1	12	0	1	0	0
Buflin, Lindsay.....	1	0	0	0	.000	0	0	0	0	1	0	0	0	0
Smith, Keely.....	3	1	0	1	1.000	17	0	0	0	12	0	0	0	0
Morse, Brionna.....	3	1	1	5	.000	2	0	0	2	7	0	0	0	0
LaPata, Erin.....	3	1	2	7	-.143	0	0	0	0	4	0	0	0	0
TEAM.....														
Totals.....	3	33	37	174	-.023	33	5	5	8	89	0	2	0	0

California Lutheran	GP	K	E	TA	Pct	GAME SCORES	1	2	3	TEAM RECORD
---------------------	----	---	---	----	-----	-------------	---	---	---	-------------

Volleyball Box Score
George Fox University 2002 Volleyball
George Fox vs Warner Pacific (09/10/02 at Portland, OR)

George Fox ## Name	GP	K	E	TA	PCT	SET	SA	SE	RE	DEF	BLOCK	GEN
Bostic, Nicole.....	3	8	2	28	.214	0	5	0	1	14	0	0
Cotner, Mindi.....	2	4	0	4	1.000	18	0	0	0	17	0	0
Burright, Angela....	2	8	1	19	.368	0	0	1	0	4	0	0
Schultens, Shelly....	2	4	1	9	.333	1	0	0	0	1	3	2
Frank, Angie.....	2	1	2	5	-.200	0	1	1	0	6	0	0
Mailier, Brandy.....	3	8	1	19	.368	6	0	0	0	13	0	0
Glisson, Ashley.....	2	5	2	29	.103	2	2	1	0	8	0	0
Rietze, Libby.....	1	0	0	0	.000	0	0	0	0	1	0	0
Nelson, Jeni.....	2	3	0	11	.273	1	1	0	0	3	0	0
Schantin, Jamie.....	1	0	0	2	.000	9	1	0	0	7	0	0
Stapleton, Haley....	1	0	0	0	.000	1	0	0	0	4	0	0
Roberts, Michol.....	1	0	0	0	.000	1	0	0	0	4	0	0
Langmade, Lacey.....	1	4	0	8	.500	0	0	0	0	1	0	0
Team.....												
Totals.....	31	45	9	134	.269	39	10	3	3	83	3	12

TEAM ATTACK PER GAME	Game	K	E	TA	Pct
	1	13	2	34	.324
	2	12	3	35	.257
	3	12	4	45	.178

TOTAL TEAM BLOCKS: 9.0

GAME SCORES	1	2	3	TEAM RECORDS
George Fox.....	30	30	30	8-1
Warner Pacific.....	17	20	20	0-2

Warner Pacific ## Name	GP	K	E	TA	PCT	SET	SA	SE	RE	DEF	BLOCK	GEN
Bogle, Jo'Lene.....	3	8	3	32	.156	1	0	1	1	11	0	0
Lemigone, Nikki.....	3	0	2	5	-.400	0	0	0	0	6	0	0
Stone, Kaylee.....	3	2	3	25	-.040	0	0	1	1	8	0	1
Brush, Becki.....	3	7	2	27	.185	0	0	1	1	5	0	1
Robinson, Bree.....	3	0	1	2	-.500	0	0	0	0	2	0	0
Horsley, Shannon.....	3	0	0	5	.000	0	0	0	2	14	0	0
Patton, Rebekah.....	3	5	0	15	.333	24	0	1	1	7	1	2
Walsh, Aurora.....	3	0	0	3	.000	0	2	0	1	0	0	0
Nunnally, Brandi.....	3	7	1	16	.375	0	1	1	1	2	1	5
Tingey, Allison.....	3	3	3	14	.000	1	1	1	1	2	0	3
Totals.....	31	32	15	144	.118	26	3	5	9	57	2	13

TEAM ATTACK PER GAME	Game	K	E	TA	Pct
	1	12	5	43	.163
	2	11	5	50	.120
	3	9	5	51	.078

Site: Portland, OR (C.C. Perry Gym)
Date: 09/10/02
Referees: Attend: 50 Time:

Volleyball Box Score
George Fox University 2002 Volleyball
George Fox vs Puget Sound (09/21/02 at Tacoma, Wash.)

George Fox ## Name	GP	K	E	TA	PCT	SET	SA	SE	RE	DEF	BLOCK	GEN
Bostic, Nicole.....	5	16	5	54	.204	1	3	1	7	19	0	0
Cotner, Mindi.....	5	2	1	7	.143	47	0	1	0	22	0	5
Nelson, Jeni.....	5	5	2	24	.125	0	3	1	0	1	0	4
Schultens, Shelly....	5	11	11	36	.000	0	0	1	0	1	0	5
Frank, Angie.....	5	0	0	1	.000	0	2	0	1	6	0	0
Mailier, Brandy.....	5	13	2	31	.355	2	1	0	3	16	2	2
Burright, Angela....	1	0	1	1	1.000	0	0	0	0	0	0	0
Stapleton, Haley....	5	0	0	0	.000	2	0	0	2	12	0	0
Roberts, Michol.....	2	0	0	1	.000	0	0	1	1	1	0	0
Langmade, Lacey.....	5	11	2	44	.205	0	0	0	0	2	0	0
Totals.....	51	58	24	199	.171	52	9	5	14	80	2	18

TEAM ATTACK PER GAME

TOTAL TEAM BLOCKS: 11.0

Game	K	E	TA	Pct	GAME SCORES	1	2	3	4	5	TEAM RECORDS
1	11	7	38	.105	George Fox.....	18	30	30	28	12	1-1 NWC, 9-2
2	16	5	48	.229	Puget Sound.....	30	25	23	30	15	2-0 NWC 11-3
Overall	3	15	6	48	.188						
Overall	4	13	3	46	.217						
	5	3	3	19	.000						

Puget Sound ## Name	GP	K	E	TA	PCT	SET	SA	SE	RE	DEF	BLOCK	GEN
Hayashi, Kari.....	5	0	0	0	.000	1	0	0	2	8	0	0
Iaea, Anela.....	3	3	2	12	.083	0	0	0	0	9	0	0
Apperson, Megan.....	5	5	2	12	.250	59	4	1	0	12	1	0
Ougendal, Adriane....	5	23	5	53	.340	4	6	3	0	18	0	2
Elmgren, Karen.....	5	24	8	61	.262	0	2	1	1	8	0	1
Cashman, Angie.....	5	11	3	28	.286	1	0	0	0	6	1	2
Anderson, Tera.....	4	0	0	0	.000	0	1	3	0	13	0	0
Ferris, Stephanie....	5	0	0	0	.000	1	0	0	2	7	0	0
LaGrave, Maran.....	2	1	1	11	.000	0	1	1	2	7	0	0
Bliss, Sarah.....	2	3	3	7	.000	0	0	0	0	4	0	0
Scott, Hilary.....	3	2	1	9	.111	0	0	0	0	0	0	0
Straw, Angie.....	3	1	1	4	.000	1	0	2	0	5	0	1
TEAM.....												
Totals.....	51	73	26	197	.239	67	14	11	9	97	2	6

TEAM ATTACK PER GAME

TOTAL TEAM BLOCKS: 5.0

Game	K	E	TA	Pct	Site: Tacoma, Wash. (Memorial Fieldhouse)
1	18	5	34	.382	Date: 09/21/02
2	14	6	47	.170	Attend: 350 Time: 2:05
3	10	3	42	.167	Referees: Walt Gogan, Steve Gustafson
4	21	8	56	.232	
5	10	4	18	.333	

Volleyball Box Score
George Fox University 2002 Volleyball
Pacific (Ore.) vs George Fox (09/20/02 at Newberg, OR)

Pacific (Ore.) ## Name	GP	K	E	TA	PCT	SET	SA	SE	RE	DEF	BLOCK	GEN
Magsayo, Catrincia...	4	0	0	2	.000	1	0	0	1	2	0	0
Jacobsen, Lindsay...	4	7	9	43	-.047	0	1	2	0	1	1	1
Olson, Kylie.....	4	0	3	6	-.500	37	2	1	0	16	0	1
Larson, Rachel.....	4	13	9	50	.080	1	1	2	1	23	0	0
Graham, Lexie.....	4	4	4	19	.000	0	0	1	0	2	0	0
Klos, Heather.....	4	9	3	31	.194	3	3	2	1	17	0	0
Beck, Chrissi.....	3	0	0	0	.000	1	0	0	0	14	0	0
Gordon, Hannah.....	1	2	1	6	.167	0	0	1	0	1	0	0
Cummings, Shasta....	4	10	9	43	.023	0	1	1	2	10	0	0
Twigg, Kellie.....	2	1	1	5	.000	0	0	0	0	0	0	0
Cloakey, Carol.....	3	0	1	3	-.333	0	0	0	0	7	0	0
Totals.....	41	46	40	208	.029	43	8	10	5	93	1	2

TEAM ATTACK PER GAME	Game	K	E	TA	Pct
	1	5	10	46	-.109
	2	10	10	50	.000
	3	19	7	63	.190
	4	12	13	49	-.020

TOTAL TEAM BLOCKS: 2.0

GAME SCORES	1	2	3	4	TEAM RECORDS
Pacific (Ore.).....	9	20	30	20	0-7, 0-1
George Fox.....	30	30	28	30	9-1, 1-0

Volleyball Box Score
George Fox University 2002 Volleyball
George Fox vs Willamette (09/25/02 at Salem, OR)

George Fox ## Name	GP	K	E	TA	PCT	SET	SA	SE	RE	DEF	BLOCK	GEN
Bostic, Nicole.....	3	12	4	33	.242	0	0	0	0	14	0	4
Cotner, Mindi.....	3	1	2	8	-.125	36	1	1	0	9	0	0
Nelson, Jeni.....	3	4	1	12	.250	0	1	1	1	0	0	0
Schultens, Shelly....	3	17	2	31	.484	0	1	1	0	4	3	4
Mailier, Brandy.....	3	6	3	14	.214	5	0	0	0	17	0	0
Langmade, Lacey.....	3	8	1	30	.233	0	0	0	0	5	0	0
Burright, Angela....	2	3	0	4	.750	0	1	0	0	0	0	0
Roseberg, Amy.....	1	1	0	1	1.000	0	0	0	0	0	0	0
Stapleton, Haley....	3	0	0	0	.000	2	0	0	1	11	0	0
Frank, Angie.....	3	0	0	0	.000	0	1	1	0	5	0	0
Totals.....	31	52	13	133	.293	43	5	4	2	65	3	8

TEAM ATTACK PER GAME

TOTAL TEAM BLOCKS: 7.0

Game	K	E	TA	Pct	GAME SCORES	1	2	3	TEAM RECORDS
1	21	3	42	.429	George Fox.....	30	30	30	10-2, 2-1 NWC
2	14	7	46	.152	Willamette.....	23	24	18	4-7, 1-2 NWC
3	17	3	45	.311					

Willamette ## Name	GP	K	E	TA	PCT	SET	SA	SE	RE	DEF	BLOCK	GEN
DeMello, Crystal....	3	6	7	28	-.036	4	1	0	0	6	0	1
Linden, Jenni.....	3	9	5	21	.190	0	1	0	0	1	0	1
Zaffino, Jodi.....	3	2	1	6	.167	29	0	0	1	10	0	0
Sammons, Angie.....	3	12	3	35	.257	1	0	1	0	13	0	0
Kirschner, Kristin...	3	2	4	13	-.154	1	0	0	0	3	0	0
Halleck, Kristin....	3	8	7	31	.032	0	0	0	0	6	0	0
Batlan, Celia.....	3	0	0	1	.000	0	0	0	1	3	0	0
Tautfest, Jamie.....	3	0	0	0	.000	0	0	0	3	13	0	0
Klug, Annie.....	1	0	0	0	.000	0	0	0	0	1	1	0
Chamberlain, Diana...	1	0	0	0	.000	2	0	0	0	0	0	0
Thompson, Lauren....	3	4	1	12	.250	0	0	0	0	0	0	0
Totals.....	31	43	28	147	.102	37	2	1	5	56	1	2

TEAM ATTACK PER GAME

TOTAL TEAM BLOCKS: 2.0

Game	K	E	TA	Pct	Site: Salem, OR (Cone Field House)
1	13	6	48	.146	Date: 09/25/02
2	16	12	50	.080	Attend: 200 Time: 1:30
3	14	10	49	.082	Referees:

TEAM ATTACK PER GAME	Game	K	E	TA	Pct
	1	15	3	42	.286
	2	16	2	43	.326
	3	12	5	49	.143
	4	11	5	40	.150

Site: Newberg, OR (Wheeler Sports Cent.)
Date: 09/20/02
Referees: Susan Dubikas, Debra Weldon
Attend: 175 Time

Volleyball Box Score
George Fox University 2002 Volleyball
Linfield vs George Fox (09/28/02 at Newberg, OR)

Linfield ## Name	GP	ATTACK			PCT	SET	SERVE			SRV/DEF	BLOCK			GEN
		K	E	TA		A	SA	SE	RE		DIG	BS	BA	BE/BHE
1 Leitheiser, Katie...	3	1	0	3	.333	17	1	1	0	6	1	0	0	0
2 Marksen, Lindsey...	3	10	3	31	.226	1	4	1	0	3	0	1	0	0
3 Gardinier, Krista...	3	9	7	24	.083	1	1	1	1	11	0	2	0	0
10 Beck, Andrea.....	3	8	5	37	.081	0	0	1	2	14	0	1	0	0
12 Mahn, Sarah.....	3	3	6	17	.176	0	0	1	0	0	0	2	0	0
14 Sharpe, Kelly.....	3	3	5	17	.118	0	0	2	0	3	0	2	1	0
2 Bellwood, Ashley...	3	0	0	0	.000	3	0	0	0	21	0	0	0	0
3 Peterson, Kate.....	3	0	1	2	.500	9	0	1	0	11	0	0	0	0
8 Leslie, Candice....	3	2	3	13	.077	1	0	0	0	1	1	0	0	0
9 Kaiser, Laura.....	2	0	2	8	.250	0	0	1	0	0	0	0	0	0
Totals.....	3	36	32	152	.026	32	6	9	3	70	1	8	1	0

TEAM ATTACK PER GAME TOTAL TEAM BLOCKS: 5.0

Game	K	E	TA	Pct	GAME SCORES			TEAM RECORDS		
1	14	8	45	.133	1	2	3	1	2	1
2	12	12	46	.000	Linfield.....	28	21	14	7-1, 2-1 NWC	
3	10	12	61	.033	George Fox.....	30	30	30	10-2, 2-1 NWC	

George Fox ## Name	GP	ATTACK			PCT	SET	SERVE			SRV/DEF	BLOCK			GEN
		K	E	TA		A	SA	SE	RE		DIG	BS	BA	BE/BHE
1 Bostic, Nicole.....	3	10	3	32	.219	0	0	1	3	17	0	2	0	0
3 Cotner, Mindi.....	3	2	0	9	.222	34	1	0	0	18	2	1	0	0
5 Nelson, Jeni.....	3	6	4	15	.133	0	1	1	0	1	1	2	0	0
11 Schultens, Shelly...	3	8	6	28	.071	0	0	0	1	1	2	2	0	0
13 Mailer, Brandy.....	3	7	1	20	.300	4	1	0	0	15	0	2	2	0
15 Langmade, Lacey....	3	6	4	26	.077	0	0	0	0	5	0	1	0	0
7 Burright, Angela....	2	0	0	6	.333	0	0	0	0	2	0	2	0	0
10 Stapleton, Haley....	3	0	0	3	.000	0	0	0	2	10	0	0	0	0
12 Frank, Angie.....	3	1	0	1	1.000	2	0	1	0	4	0	0	0	0
Totals.....	3	42	18	140	.171	40	3	3	6	73	5	12	2	0

TEAM ATTACK PER GAME TOTAL TEAM BLOCKS: 11.0

Game	K	E	TA	Pct	GAME SCORES			TEAM RECORDS		
1	13	10	45	.067	Site: Newberg, OR (Wheeler Sports Ctr)					
2	17	6	46	.239	Date: 09/28/02	Attend: 250	Time: 1:25			
3	12	2	49	.204	Referees: Marygeay Schopp, Isaac Wong					

Volleyball Box Score
George Fox University 2002 Volleyball
Whitman vs George Fox (10/04/02 at Newberg, OR)

Whitman ## Name	GP	ATTACK			PCT	SET	SERVE			SRV/DEF	BLOCK			GEN
		K	E	TA		A	SA	SE	RE		DIG	BS	BA	BE/BHE
3 Kanaga, Megan.....	3	9	7	31	.065	0	0	2	1	11	1	1	1	0
4 Williams, Laura.....	3	3	3	7	.000	0	1	2	0	1	0	2	2	0
6 Romero, Mandy.....	2	3	2	12	.083	0	0	0	0	0	0	1	1	0
11 Kirstein, Denise....	3	13	9	41	.098	0	1	0	2	13	0	1	1	0
12 Wade, Erin.....	3	0	3	10	.300	33	2	1	0	9	0	0	0	0
13 Huber, Jill.....	3	9	10	41	.024	0	1	2	0	9	1	3	0	0
5 Nelson, Liz.....	3	0	0	1	.000	1	0	0	3	10	0	0	0	0
9 Smith, Elly.....	3	0	0	2	.000	0	0	0	0	10	0	0	0	0
10 Buckingham, Lyndsay.	2	2	1	10	.100	0	0	2	0	3	0	2	0	0
Totals.....	3	39	35	155	.026	34	5	9	6	66	2	10	5	0

TEAM ATTACK PER GAME TOTAL TEAM BLOCKS: 7.0

Game	K	E	TA	Pct	GAME SCORES			TEAM RECORDS		
1	11	10	42	.024	1	2	3	1	2	1
2	13	13	51	.000	Whitman.....	15	18	27	5-8, 0-5 NWC	
3	15	12	62	.048	George Fox.....	30	30	30	12-2, 4-1 NWC	

George Fox ## Name	GP	ATTACK			PCT	SET	SERVE			SRV/DEF	BLOCK			GEN
		K	E	TA		A	SA	SE	RE		DIG	BS	BA	BE/BHE
1 Bostic, Nicole.....	3	7	3	26	.154	1	3	0	2	15	0	1	0	0
3 Cotner, Mindi.....	3	3	1	6	.333	27	1	0	0	13	0	1	1	0
5 Nelson, Jeni.....	2	2	2	8	.000	0	1	0	0	1	0	1	1	0
11 Schultens, Shelly...	2	3	0	7	.429	1	0	0	0	1	4	0	1	0
12 Frank, Angie.....	3	0	0	0	.000	2	1	0	0	5	0	0	0	0
13 Mailer, Brandy.....	3	6	3	25	.120	2	0	0	1	14	0	4	1	0
2 Glisson, Ashley....	2	6	3	21	.143	0	0	0	0	6	1	1	1	0
6 Schantlin, Jamie....	1	0	0	1	.000	1	0	0	0	2	0	0	0	0
7 Burright, Angela....	2	2	1	14	.071	0	0	0	1	17	0	0	0	0
10 Stapleton, Haley....	3	0	0	0	.000	0	0	0	1	17	0	0	0	0
15 Langmade, Lacey....	2	7	1	13	.462	0	0	0	0	0	0	1	0	0
Totals.....	3	36	14	121	.182	34	6	1	5	77	5	16	6	0

TEAM ATTACK PER GAME TOTAL TEAM BLOCKS: 13.0

Game	K	E	TA	Pct	GAME SCORES			TEAM RECORDS		
1	10	3	28	.250	Site: Newberg, OR (Wheeler Sports Ctr)					
2	14	3	35	.314	Date: 10/04/02	Attend: 250	Time: 1:13			
3	12	8	58	.069	Referees: John Treadaway, Deborah Weldon					

Volleyball Box Score
George Fox University 2002 Volleyball
Whitworth vs George Fox (10/05/02 at Newberg, OR)

Whitworth ## Name	GP	ATTACK			PCT	SET	SERVE			SRV/DEF	BLOCK			GEN
		K	E	TA		A	SA	SE	RE		DIG	BS	BA	BE/BHE
1 Vaughan, Jill.....	5	13	3	39	.256	6	1	3	1	22	2	1	0	0
6 Weathered, Julie....	5	18	6	58	.207	2	0	1	0	21	1	1	1	0
9 Weedman, Nicole....	3	1	1	7	.000	35	0	1	0	14	0	0	1	0
12 Wagstaff, Lindsey...	5	21	10	53	.208	1	0	0	2	8	0	1	0	0
16 Robnett, Karen.....	2	3	6	24	.125	0	0	0	0	6	0	0	0	0
19 Etter, Michelle....	5	17	5	40	.300	0	0	1	0	12	1	0	1	0
3 Buck, Annie.....	5	0	0	0	.000	0	0	0	0	15	0	0	0	0
5 Horner, Bekah.....	3	0	0	4	.000	29	1	3	0	5	1	1	0	0
8 Schrader, Katy.....	4	6	1	19	.263	1	1	1	0	10	0	0	0	0
10 Marsh, Julie.....	1	0	0	2	.000	0	0	0	0	0	0	0	0	0
17 Murphy, Whitney....	5	0	0	2	.000	1	0	0	0	6	0	0	0	0
Totals.....	5	79	32	248	.190	75	3	10	3	119	5	4	3	0

TEAM ATTACK PER GAME TOTAL TEAM BLOCKS: 7.0

Game	K	E	TA	Pct	GAME SCORES			TEAM RECORDS		
1	20	6	59	.237	1	2	3	4	5	1
2	14	11	63	.048	Whitworth.....	30	19	27	30	15
3	16	12	65	.062	George Fox.....	25	30	30	15	9
4	20	1	39	.487						
5	9	2	22	.318						

George Fox ## Name	GP	ATTACK			PCT	SET	SERVE			SRV/DEF	BLOCK			GEN
		K	E	TA		A	SA	SE	RE		DIG	BS	BA	BE/BHE
1 Bostic, Nicole.....	5	14	7	60	.117	4	1	0	0	32	0	2	2	0
3 Cotner, Mindi.....	5	3	2	9	.111	45	0	0	0	28	0	1	0	0
5 Nelson, Jeni.....	4	2	5	17	.176	0	0	1	0	1	1	1	0	0
11 Schultens, Shelly...	5	14	2	40	.300	0	1	2	1	5	2	3	2	0
12 Frank, Angie.....	5	1	0	1	1.000	0	1	0	0	5	0	0	0	0
13 Mailer, Brandy.....	4	5	3	27	.074	7	0	0	0	15	0	2	0	0
2 Glisson, Ashley....	4	0	3	6	.500	0	0	1	0	5	0	0	0	0
4 Rietze, Libby.....	3	1	1	4	.000	0	0	0	0	0	0	0	0	0
7 Burright, Angela....	3	5	2	12	.250	0	0	0	0	0	0	5	0	0
10 Stapleton, Haley....	5	0	0	1	.000	0	0	0	2	22	0	0	0	0
15 Langmade, Lacey....	5	16	5	51	.216	0	0	0	0	6	0	3	0	0
Totals.....	5	61	30	228	.136	56	3	4	3	119	3	16	4	0

TEAM ATTACK PER GAME TOTAL TEAM BLOCKS: 11.0

Game	K	E	TA	Pct	GAME SCORES			TEAM RECORDS		
1	15	8	52	.135	Site: Newberg, OR (Wheeler Sports Ctr)					
2	17	4	52	.250	Date: 10/05/02	Attend: 280	Time: 2:20			
3	15	9	62	.097	Referees: Ann Fruechte, Susan Dubickas					
4	9	7	39	.051						
5	5	2	23	.130						

Volleyball Box Score
George Fox University 2002 Volleyball
George Fox vs Lewis & Clark (10/09/02 at Portland, OR)

George Fox ## Name

Volleyball Box Score
George Fox University 2002 Volleyball
George Fox vs Pacific Lutheran (10/12/02 at Tacoma, WA)

George Fox ## Name	GP	K	E	TA	ATTACK PCT	SET A	SERVE SA	SRV DEF SE	BLOCK RE DIG BS	BA	BE BHE
Bostic, Nicole.....	5	16	3	52	.250	5	0	0	3	34	0 0 0 0
Cotner, Mindi.....	5	6	5	17	.059	5	1	0	0	23	0 2 0 4
Burright, Angela....	4	7	3	21	.190	0	0	0	0	21	0 3 2 1
Schultens, Shelly....	5	12	8	45	.089	0	2	0	0	9	2 4 1 0
Mailier, Brandy.....	5	13	5	43	.186	6	0	1	1	22	0 3 0 1
Langmade, Lacey.....	4	4	2	25	.080	0	0	0	0	21	0 1 1 0
Glisson, Ashley.....	4	8	5	35	.086	3	1	2	3	19	0 1 0 0
Nelson, Jeni.....	4	5	0	10	.500	1	0	2	0	3	0 0 0 0
Stapleton, Haley....	5	0	0	0	.000	0	0	0	3	24	0 0 0 0
Frank, Angie.....	1	0	0	0	.000	0	1	0	2	5	0 0 0 0
Team.....									1	1	
Totals.....	5	71	31	248	.161	66	5	5	13	143	2 14 4 6

TEAM ATTACK PER GAME

Game	K	E	TA	Pct
1	14	8	45	.133
2	13	5	49	.163
3	17	4	59	.220
4	15	9	57	.105
5	12	5	38	.184

TOTAL TEAM BLOCKS: 9.0

GAME SCORES	1	2	3	4	5	TEAM RECORDS
George Fox.....	27	30	30	24	17	5-3 NWC, 13-4
Pacific Lutheran....	30	24	21	30	19	5-3 NWC, 10-5

Pacific Lutheran ## Name	GP	K	E	TA	ATTACK PCT	SET A	SERVE SA	SRV DEF SE	BLOCK RE DIG BS	BA	BE BHE
Locke, Julie.....	5	22	8	59	.237	1	0	0	2	32	0 0 0 0
Potts, Nicole.....	5	0	1	2	.500	1	0	2	0	23	0 0 0 0
Johnson, Heather....	5	10	8	51	.039	0	1	1	1	12	0 5 0 1
Snyder, Nicole.....	5	0	0	0	.000	1	3	2	0	6	0 0 0 0
Turner, Stephanie....	5	15	7	74	.108	0	9	5	0	9	2 1 0 0
Hew-Weller, Jenne....	5	3	3	13	.000	56	0	0	0	14	0 4 1 2
Fagerberg, Meghan....	5	12	3	44	.205	2	0	0	1	21	0 1 1 0
Notttingham, Holly....	5	5	5	20	.000	0	0	0	0	0	0 1 1 0
Lee, April.....	5	0	0	0	.000	1	0	0	1	30	0 0 0 0
Totals.....	5	67	35	263	.122	62	13	10	5	128	2 12 3 3

TEAM ATTACK PER GAME

Game	K	E	TA	Pct
1	14	8	46	.130
2	13	10	55	.055
3	11	8	63	.048
4	18	7	60	.183
5	11	2	39	.231

Site: Tacoma, WA (Olsen Auditorium)
Date: 10/12/02 Attend: 150 Time: 2:20
Referees: Paul Jensen, Teri Wood

TOTAL TEAM BLOCKS: 8.0

Volleyball Box Score
George Fox University 2002 Volleyball
Puget Sound vs George Fox (10/19/02 at Newberg, OR)

Puget Sound ## Name	GP	K	E	TA	ATTACK PCT	SET A	SERVE SA	SRV DEF SE	BLOCK RE DIG BS	BA	BE BHE
Iaea, Anela.....	1	0	0	0	.000	0	0	1	0	7	0 0 0 0
Apperson, Megan.....	4	4	0	9	.444	45	3	1	0	14	0 0 1 0
Anderson, Tera.....	4	12	4	39	.205	2	2	3	1	12	0 1 1 0
Ougendal, Adriane....	4	17	11	51	.118	1	1	0	0	15	0 1 0 0
Elmgren, Karen.....	4	26	7	61	.311	0	0	1	0	10	0 1 1 0
Bliss, Sarah.....	4	3	2	14	.071	0	0	2	0	5	1 2 1 0
Hayashi, Kari.....	4	0	0	0	.000	2	0	0	0	8	0 0 0 0
Ferris, Stephanie....	4	1	0	3	.333	0	0	0	0	6	0 0 0 0
Esposito, Nikki.....	1	0	0	0	.000	1	0	1	0	2	0 0 0 0
Scott, Hilary.....	1	0	0	0	.000	0	0	0	0	0	0 0 0 0
Straw, Angie.....	4	1	2	11	-.091	3	1	3	0	3	0 1 1 0
Team.....									1	1	
Totals.....	4	64	26	188	.202	54	7	12	2	82	1 6 5 0

TEAM ATTACK PER GAME

Game	K	E	TA	Pct
1	18	5	49	.265
2	18	2	38	.421
3	12	9	45	.067
4	16	10	56	.107

TOTAL TEAM BLOCKS: 4.0

GAME SCORES	1	2	3	4	TEAM RECORDS
Puget Sound.....	27	30	19	24	15-7, 6-4
George Fox.....	30	21	30	30	15-4, 7-3

George Fox ## Name	GP	K	E	TA	ATTACK PCT	SET A	SERVE SA	SRV DEF SE	BLOCK RE DIG BS	BA	BE BHE
Bostic, Nicole.....	4	17	5	43	.279	1	1	1	1	26	0 2 0 0
Cotner, Mindi.....	4	4	5	13	-.077	51	0	2	1	14	1 2 1 0
Burright, Angela....	4	4	2	10	.200	0	0	1	0	1	0 1 1 0
Schultens, Shelly....	4	12	1	32	.344	1	0	2	1	3	3 5 0 0
Frank, Angie.....	1	0	0	0	.000	0	1	0	1	1	0 0 0 0
Mailier, Brandy.....	4	12	2	27	.370	2	0	1	0	18	0 3 0 0
Glisson, Ashley.....	3	0	0	4	.000	1	0	0	1	1	0 0 0 0
Nelson, Jeni.....	3	3	3	10	.000	1	0	0	0	2	0 0 0 0
Stapleton, Haley....	4	0	0	0	.000	3	0	0	1	8	0 0 0 0
Langmade, Lacey.....	4	16	1	40	.375	0	0	0	0	4	0 0 0 0
Team.....									1	1	
Totals.....	4	68	19	182	.269	60	2	7	7	88	4 13 2 0

TEAM ATTACK PER GAME

Game	K	E	TA	Pct
1	18	4	47	.298
2	16	5	43	.256
3	17	4	39	.333
4	17	6	53	.208

TOTAL TEAM BLOCKS: 10.5

Site: Newberg, OR (Miller Gymnasium)
Date: 10/19/02 Attend: 250 Time: 1:54
Referees: Margaret Bates, Paula Martin

Volleyball Box Score
George Fox University 2002 Volleyball
George Fox vs Pacific (Ore.) (10/18/02 at Forest Grove, OR)

George Fox ## Name	GP	K	E	TA	ATTACK PCT	SET A	SERVE SA	SRV DEF SE	BLOCK RE DIG BS	BA	BE BHE
Bostic, Nicole.....	3	9	4	35	.143	2	1	1	1	14	0 1 0 0
Cotner, Mindi.....	3	1	1	8	.000	28	1	0	0	17	0 4 0 1
Nelson, Jeni.....	3	7	2	19	.263	0	0	2	0	5	1 3 0 1
Schultens, Shelly....	2	4	2	18	.111	0	0	0	0	6	0 2 0 0
Frank, Angie.....	3	1	1	3	.000	0	1	0	1	8	0 0 0 0
Mailier, Brandy.....	3	7	1	21	.286	6	1	0	1	21	1 0 0 0
Burright, Angela....	2	2	1	13	.077	1	0	1	0	0	0 1 0 0
Farrrens, Melissa....	1	0	1	2	.500	0	0	0	0	3	0 0 0 0
Stapleton, Haley....	3	0	0	1	.000	1	0	0	0	13	0 0 0 0
Roberts, Michol....	1	0	0	1	.000	0	1	0	0	1	0 0 0 0
Langmade, Lacey.....	3	7	7	42	.000	0	0	0	0	7	0 1 0 0
Team.....									2	1	
Totals.....	3	38	20	163	.110	38	5	4	5	95	2 12 0 2

TEAM ATTACK PER GAME

Game	K	E	TA	Pct
1	11	7	47	.085
2	17	7	59	.169
3	10	6	57	.070

TOTAL TEAM BLOCKS: 8.0

GAME SCORES	1	2	3	TEAM RECORDS
George Fox.....	30	30	30	14-4, 6-3 NWC
Pacific (Ore.).....	21	22	25	1-14, 1-8 NWC

Pacific (Ore.) ## Name	GP	K	E	TA	ATTACK PCT	SET A	SERVE SA	SRV DEF SE	BLOCK RE DIG BS	BA	BE BHE
Beck, Chrissi.....	3	2	0	13	.154	27	1	1	0	20	2 3 0 4
Cummings, Shasta....	3	9	9	48	.000	0	1	0	1	26	0 0 0 0
Twigg, Kellie.....	3	7	4	33	.091	0	0	0	0	16	0 0 0 1
Borona, Jenae.....	3	5	4	21	.048	0	3	1	0	1	0 0 0 1
Jacobsen, Lindsay....	3	4	9	20	-.250	1	0	3	0	3	1 3 0 1
Klos, Heather.....	3	6	7	32	-.031	2	0	0	2	15	1 0 0 1
Gordon, Hannah.....	1	0	0	3	.000	0	0	0	0	3	0 0 0 0
Magsayo, Catricia....	1	0	0	0	.000	0	0	0	0	1	0 0 0 0
Olson, Kylie.....	2	0	0	0	.000	1	0	0	1	3	0 0 0 0
Cloakey, Carol.....	2	0	0	2	.000	0	0	0	1	8	0 0 0 0
Graham, Lexie.....	0	0	0	0	.000	0	0	0	0	0	0 0 0 0
Aina, Leinaala.....	1	0	0	0	.000	0	0	0	0	2	0 0 0 0
Totals.....	3	33	33	172	.000	31	5	5	5	98	4 6 0 8

TEAM ATTACK PER GAME

Game	K	E	TA	Pct
1	10	12	51	-.039
2	9	9	54	.000
3	14	12	67	.030

Site: Forest Grove, OR (Pacific Athletic Ctr)
Date: 10/18/02 Attend: 115 Time: 1:30
Referees: Susan Dukicus, Deb Weldon

TOTAL TEAM BLOCKS: 7.0

Volleyball Box Score
George Fox University 2002 Volleyball
Colorado College vs George Fox (10/24/02 at Newberg, OR)

Colorado College ## Name	GP	K	E	TA	ATTACK PCT	SET A	SERVE SA	SRV DEF SE	BLOCK RE DIG BS	BA	BE BHE
Christie Smirnoff....	3	5	6	28	-.036	0	0	2	1	7	0 1 0 0
Elise Hiza.....	3	2	2	14	.000	21	1	0	0	5	0 0 2 0
Sara Boyles.....	3	7	3	20	.200	0	1	2	0	10	0 2 0 0
Sarah Morrill.....	2	2	2	11	.000	0	0	0	2	7	0 0 0 0
Kristen Coutee.....	3	5	4	18	.056	0	0	2	0	3	0 1 0 0
Heidi Faro.....	2	1	2	7	-.143	0	0	0	0	1	0 0 0 0
Aubrey Reed.....	2	0	0	0	.000	1	0	0	2	7	0 0 0 0
Kristina Rogers.....	2	6	5	15	.067	0	0	0	2	4	0 1 0 0
Heather Newby.....	2	3	1	11	.182	1	0	0	0	0	0 1 0 0
Bri VonFeldt.....	3	0	1	1	-1.000	1	0	1	0	8	0 0 0 0
Ashley Ferrington....	2	0	0	0	.000	0	0	1	0	2	0 0 1 0
Heidi Schultz.....	1	0	0	0	.000	0	0	0	0	0	0 0 0 0
Team.....									2	1	
Totals.....	3	31	26	125	.040	24	2	8	9	54	0 6 3 0

TEAM ATTACK PER GAME

Game	K	E	TA	Pct
1	8	8	47	.000
2	8	10	34	-.059
3	15	8	44	.159

TOTAL TEAM BLOCKS: 3.0

GAME SCORES	1	2	3	TEAM RECORDS
Colorado College....	13	14	21	15-8
George Fox.....	30	30	30	16-4

Volleyball Box Score
George Fox University 2002 Volleyball
George Fox vs Linfield (10/26/02 at McMinnville, Ore.)

George Fox		ATTACK				SET		SERVE		SRV/DEF		BLOCK		GEN
## Name	GP	K	E	TA	PCT	A	SA	SE	RE	DIG	BS	BA	BE	BHE
1 Bostic, Nicole.....	3	10	3	38	.184	2	0	0	0	23	0	3	0	1
3 Cotner, Mindi.....	3	5	0	8	.625	4	1	0	0	20	0	0	0	0
7 Burright, Angela....	3	4	3	11	.091	0	0	1	0	1	0	1	0	0
11 Schultens, Shelly...	3	11	5	27	.222	0	0	0	0	2	2	4	0	0
12 Frank, Angie.....	3	0	0	1	.000	1	1	0	0	11	0	0	0	0
13 Mailer, Brandy.....	3	7	2	25	.200	2	0	0	0	13	0	4	0	0
2 Glisson, Ashley.....	2	9	2	22	.318	0	0	1	0	9	0	0	0	0
5 Nelson, Jeni.....	2	2	2	8	.000	0	0	0	0	1	1	2	0	0
10 Stapleton, Haley....	3	1	0	3	.333	1	0	0	0	13	0	0	0	0
15 Langmade, Lacey....	1	2	3	11	-.091	0	0	0	0	1	0	0	0	0
Totals.....	31	51	20	154	.201	49	2	3	0	94	3	14	0	1

TEAM ATTACK PER GAME TOTAL TEAM BLOCKS: 10.0

Game	K	E	TA	Pct	GAME SCORES					TEAM RECORDS				
1 19 8 57 .193					George Fox.....	30	30	30	17-4, 8-3 NWC					
2 14 5 44 .205					Linfield.....	22	20	21	13-5, 6-5 NWC					
3 18 7 53 .208														

Linfield		ATTACK				SET		SERVE		SRV/DEF		BLOCK		GEN
## Name	GP	K	E	TA	PCT	A	SA	SE	RE	DIG	BS	BA	BE	BHE
4 Leitheiser, Katie...	3	1	2	10	-.100	3	0	0	0	15	0	1	0	0
6 Harksen, Lindsay...	3	13	7	43	.140	1	0	2	0	2	0	1	1	0
7 Gerdinier, Krista...	3	9	8	43	.023	0	0	1	0	9	0	0	0	0
10 Beck, Andrea.....	3	11	2	38	.237	0	0	1	1	17	0	1	0	0
12 Hahn, Sarah.....	3	0	4	11	-.364	0	0	1	0	2	0	1	0	0
14 Sharpe, Kelly.....	3	2	2	16	.000	0	0	0	0	2	0	2	1	0
2 Bellwood, Ashley...	3	0	0	0	.000	0	0	0	0	18	0	0	0	0
5 Ledbetter, Becca...	3	0	0	0	.000	0	0	0	0	0	0	0	0	0
8 Leslie, Candice....	2	0	1	2	-.500	0	0	0	0	0	0	0	0	0
11 Herold, Kelly.....	3	0	0	1	.000	0	0	0	0	5	0	0	0	0
TEAM.....														
Totals.....	31	36	26	164	.061	34	0	5	2	70	0	6	2	0

TEAM ATTACK PER GAME TOTAL TEAM BLOCKS: 3.0

Game	K	E	TA	Pct	GAME SCORES					TEAM RECORDS				
1 13 8 60 .083					Site: McMinnville, Ore. (Ted Wilson Gymnasium)									
2 12 10 49 .041					Date: 10/26/02	Attend: 200	Time: 1:25							
3 11 8 55 .055					Referees:									

Volleyball Box Score
George Fox University 2002 Volleyball
George Fox vs Whitman (11/01/02 at Walla Walla, WA)

George Fox		ATTACK				SET		SERVE		SRV/DEF		BLOCK		GEN
## Name	GP	K	E	TA	PCT	A	SA	SE	RE	DIG	BS	BA	BE	BHE
1 Bostic, Nicole.....	3	7	4	28	.107	0	0	1	0	11	0	1	0	0
3 Cotner, Mindi.....	5	6	2	15	.267	4	3	0	0	24	0	1	0	0
5 Nelson, Jeni.....	5	8	4	23	.174	0	0	1	0	3	0	1	0	0
11 Schultens, Shelly...	5	16	9	41	.171	1	0	1	1	2	4	4	0	0
12 Frank, Angie.....	4	0	0	1	.000	1	2	1	2	13	0	0	0	0
13 Mailer, Brandy.....	5	8	3	38	.132	4	0	1	1	19	1	3	0	0
2 Glisson, Ashley.....	4	11	5	44	.136	4	0	1	0	15	0	0	0	0
7 Burright, Angela....	1	0	0	0	.000	0	0	0	0	0	0	0	0	0
10 Stapleton, Haley....	5	0	0	0	.000	1	0	0	0	21	0	0	0	0
15 Langmade, Lacey....	4	11	5	30	.200	0	0	0	0	5	0	0	0	0
Totals.....	51	67	32	220	.159	58	5	6	1	113	5	10	0	0

TEAM ATTACK PER GAME TOTAL TEAM BLOCKS: 10.0

Game	K	E	TA	Pct	GAME SCORES					TEAM RECORDS				
1 15 11 52 .077					George Fox.....	22	30	30	26 15	19-4, 10-3				
2 16 6 50 .200					Whitman.....	30	23	15	30 11	9-12, 4-9				
3 12 4 35 .229														
4 16 9 58 .121														
5 8 2 25 .240														

Whitman		ATTACK				SET		SERVE		SRV/DEF		BLOCK		GEN
## Name	GP	K	E	TA	PCT	A	SA	SE	RE	DIG	BS	BA	BE	BHE
3 Kanaga, Megan.....	5	23	15	66	.121	1	0	0	1	11	2	2	0	0
4 Williams, Laura.....	5	3	1	14	.143	0	0	3	0	2	0	6	0	0
6 Romero, Mandy.....	5	6	3	36	.083	4	0	0	0	3	0	3	0	0
11 Kirstein, Denise...	5	17	8	53	.170	1	3	0	3	14	0	1	0	0
12 Wade, Erin.....	5	0	0	7	.000	5	3	1	1	0	17	0	0	0
13 Huber, Jill.....	5	12	12	50	.000	1	2	2	0	25	1	0	0	0
5 Nelson, Liz.....	5	1	0	1	1.000	1	0	0	0	16	0	0	0	0
9 Smith, Elly.....	5	0	1	4	-.250	0	0	1	0	16	0	0	0	0
10 Buckingham, Lyndsey.	1	0	0	1	.000	0	0	1	0	0	0	0	0	0
Totals.....	51	62	40	232	.095	61	6	8	5	104	3	12	0	0

TEAM ATTACK PER GAME TOTAL TEAM BLOCKS: 9.0

Game	K	E	TA	Pct	GAME SCORES					TEAM RECORDS				
1 17 3 45 .311					Site: Walla Walla, WA (Sherwood Center)									
2 14 10 48 .083					Date: 11/01/02	Attend: 200	Time: 2:25							
3 9 14 48 -.104					Referees: Don Hepker, David Williams									
4 14 8 57 .105														
5 8 5 34 .088														

Volleyball Box Score
George Fox University 2002 Volleyball
Willamette vs George Fox (10/30/02 at Newberg, OR)

Willamette		ATTACK				SET		SERVE		SRV/DEF		BLOCK		GEN
## Name	GP	K	E	TA	PCT	A	SA	SE	RE	DIG	BS	BA	BE	BHE
3 DeMello, Crystal....	3	11	2	27	.333	1	3	1	0	3	0	2	0	0
8 Linden, Jenni.....	3	13	5	31	.258	1	0	2	0	2	0	2	0	0
11 Klug, Annie.....	3	6	0	18	.333	1	1	0	0	6	1	1	0	0
12 Sammons, Angie.....	3	8	6	30	.067	0	1	4	1	10	0	0	0	0
14 Chamberlain, Diana..	3	1	1	4	.000	4	5	3	4	0	11	0	0	0
15 Halbeck, Kristin...	3	5	4	24	.042	0	0	0	1	13	0	0	0	0
4 Batlan, Celia.....	3	0	0	3	.000	1	0	0	0	5	0	0	0	0
7 Tautfest, Jami.....	3	0	0	2	.000	1	0	0	1	22	0	0	0	0
16 Thompson, Lauren...	3	8	5	26	.115	0	0	0	4	6	0	1	0	0
Totals.....	31	52	23	165	.176	50	8	11	8	78	1	6	0	0

TEAM ATTACK PER GAME TOTAL TEAM BLOCKS: 4.0

Game	K	E	TA	Pct	GAME SCORES					TEAM RECORDS				
1 17 8 58 .155					Willamette.....	25	27	26	10-12, 6-6					
2 16 9 52 .135					George Fox.....	30	30	30	18-4, 9-3					
3 19 6 55 .236														

George Fox		ATTACK				SET		SERVE		SRV/DEF		BLOCK		GEN
## Name	GP	K	E	TA	PCT	A	SA	SE	RE	DIG	BS	BA	BE	BHE
1 Bostic, Nicole.....	3	2	3	30	-.033	1	3	0	0	2	16	0	0	0
3 Cotner, Mindi.....	3	2	1	8	.125	3	4	0	0	14	0	1	0	0
5 Nelson, Jeni.....	2	4	0	11	.364	0	0	1	0	2	0	0	0	0
11 Schultens, Shelly...	3	9	6	29	.103	0	4	0	0	3	2	2	0	0
12 Frank, Angie.....	2	0	0	1	.000	1	0	1	2	0	0	0	0	0
13 Mailer, Brandy.....	3	11	1	25	.400	2	0	0	0	17	0	1	0	0
2 Glisson, Ashley.....	2	5	0	10	.500	0	1	0	1	6	0	0	0	0
7 Burright, Angela....	1	3	0	4	.750	0	0	1	0	0	0	1	0	0
10 Stapleton, Haley....	3	0	0	2	.000	0	0	0	3	10	0	0	0	0
15 Langmade, Lacey....	2	6	3	27	.111	0	0	0	0	5	0	1	0	0
Totals.....	31	42	14	147	.190	38	8	3	8	73	2	6	0	0

TEAM ATTACK PER GAME TOTAL TEAM BLOCKS: 5.0

Game	K	E	TA	Pct	GAME SCORES					TEAM RECORDS				
1 13 2 45 .244					Site: Newberg, OR (Miller Gymnasium)									
2 11 7 46 .087					Date: 10/30/02	Attend: 250	Time: 1:30							
3 18 5 56 .232					Referees: Susan Dubickas, Denny Palanuk									

Volleyball Box Score
George Fox University 2002 Volleyball
George Fox vs Whitworth (11/02/02 at Spokane, Wash.)

George Fox		ATTACK				SET
------------	--	--------	--	--	--	-----

Volleyball Box Score
George Fox University 2002 Volleyball
Lewis & Clark vs George Fox (11/06/02 at Newberg, OR)

#	Name	ATTACK				SET		SERVE		SRV DEF		BLOCK		GEN
		GP	K	E	TA	PCT	A	SA	SE	RE	DIG	BS	BA	BE
2	Zerr-Smith, Ashley..	3	2	1	12	.083	23	0	1	0	7	0	0	0
3	Forry, Krissey.....	3	5	7	27	-.074	1	0	2	1	9	0	0	0
5	Jones, Elizabeth....	2	5	3	15	.133	0	0	0	0	6	0	0	0
11	Slaton, Jennifer....	3	7	5	33	.061	2	1	2	2	17	0	0	0
12	Lessner, Lauren....	3	1	2	13	-.077	0	1	2	0	6	0	0	0
15	Dilling, Audrey....	3	7	3	22	.182	0	0	0	0	0	1	0	1
6	Head, Kristin.....	3	0	0	0	.000	0	0	0	0	4	0	0	0
7	Honigman, Leah.....	1	1	0	1	1.000	0	0	0	0	1	0	0	0
8	Compton, Sarah.....	3	0	0	0	.000	0	0	0	0	1	0	0	0
9	Hansen, Alexis.....	3	4	1	10	.300	1	3	2	2	5	0	0	0
14	Bulger, Megan.....	1	0	0	1	.000	0	0	0	0	0	0	0	0
16	Lerum, Carla.....	1	0	0	2	.000	0	0	0	0	0	0	0	0
17	Long, Chrystal.....	3	0	0	2	.000	0	0	0	0	6	0	0	0
Totals.....		3	32	22	138	.072	27	5	9	5	62	1	0	1

TEAM ATTACK PER GAME					TOTAL TEAM BLOCKS: 1.0				
Game	K	E	TA	Pct					
1	11	6	42	.119	GAME SCORES				
2	11	11	50	.000	1 2 3 TEAM RECORDS				
3	10	5	46	.109	Lewis & Clark..... 23 19 15 4-21, 1-14				
					George Fox..... 30 30 30 20-5,11-4				

#	Name	ATTACK				SET		SERVE		SRV DEF		BLOCK		GEN
		GP	K	E	TA	PCT	A	SA	SE	RE	DIG	BS	BA	BE
1	Bostic, Nicole.....	3	9	2	30	.233	1	0	0	0	12	0	0	1
3	Cotner, Mindi.....	3	0	2	4	-.500	33	0	1	0	22	1	2	0
9	Farrens, Melissa....	2	4	2	7	.286	0	3	1	0	1	0	0	2
11	Schultens, Shelly...	3	11	2	26	.346	0	1	0	0	3	1	1	2
13	Mailer, Brandy.....	3	5	0	13	.385	4	0	1	0	7	0	1	0
15	Langmade, Lacey....	2	5	1	12	.333	0	0	0	0	2	0	0	0
2	Glisson, Ashley....	1	2	1	10	.100	0	0	0	0	6	0	0	0
4	Rietze, Libby.....	1	0	0	1	.000	0	0	0	0	0	0	0	1
5	Nelson, Jeni.....	2	10	1	18	.500	0	0	2	0	2	1	2	0
6	Schantin, Jamie....	2	0	0	0	.000	3	0	0	0	0	0	0	0
10	Stapleton, Haley....	3	0	1	1	1.000	0	0	0	1	13	0	0	0
12	Frank, Angie.....	2	0	0	3	.000	0	0	1	4	9	0	0	0
14	Roberts, Michol....	1	1	0	1	1.000	0	1	0	0	0	0	0	0
Totals.....		3	47	12	126	.278	41	5	6	5	77	3	6	1

TEAM ATTACK PER GAME					TOTAL TEAM BLOCKS: 6.0				
Game	K	E	TA	Pct					
1	16	7	45	.200	Site: Newberg, OR (Miller Gymnasium)				
2	14	4	36	.278	Date: 11/06/02 Attend: 200 Time: 1:15				
3	17	1	45	.356	Referees: Mark Sykes, Susan Dubickas				

Volleyball Box Score
George Fox University 2002 Volleyball
Pacific Lutheran vs George Fox (11/09/02 at Newberg, OR)

#	Name	ATTACK				SET		SERVE		SRV DEF		BLOCK		GEN
		GP	K	E	TA	PCT	A	SA	SE	RE	DIG	BS	BA	BE
2	Fagerberg, Meghan...	5	14	3	41	.268	0	1	0	1	7	0	0	0
3	Locke, Julie.....	5	23	9	75	.187	4	0	1	4	29	0	2	0
6	Nottingham, Holly...	5	6	3	19	.158	1	0	0	0	1	0	3	0
7	Johnson, Heather....	5	10	1	37	.243	0	2	0	0	4	0	2	0
10	Turner, Stephanie...	5	13	6	53	.132	3	2	2	0	5	0	2	1
11	Heu-Weller, Jenne...	5	6	0	17	.353	56	1	3	0	24	0	1	0
5	Potts, Nicole.....	5	0	0	1	.000	1	0	2	2	25	0	0	0
8	Ruecker, Gretchen...	5	0	0	2	.000	0	0	0	1	14	0	0	0
14	Houlton, Ashleigh...	1	0	0	0	.000	0	0	0	0	0	0	0	0
16	Lee, April.....	5	1	0	3	.333	1	0	0	1	24	0	0	0
Totals.....		5	73	22	248	.206	66	6	8	9	133	0	10	1

TEAM ATTACK PER GAME					TOTAL TEAM BLOCKS: 5.0				
Game	K	E	TA	Pct					
1	8	6	53	.038	GAME SCORES				
2	14	6	48	.167	1 2 3 4 5 TEAM RECORDS				
3	21	5	57	.281	Pacific Lutheran.... 20 23 30 30 15 16-8, (10-6 NWC)				
4	16	5	66	.167	George Fox..... 30 30 24 26 3 20-6, (11-5 NWC)				
5	14	0	24	.583					

#	Name	ATTACK				SET		SERVE		SRV DEF		BLOCK		GEN
		GP	K	E	TA	PCT	A	SA	SE	RE	DIG	BS	BA	BE
1	Bostic, Nicole.....	5	19	5	62	.226	1	1	1	1	30	0	1	1
3	Cotner, Mindi.....	5	2	0	11	.182	50	3	1	0	25	0	4	1
5	Nelson, Jeni.....	5	11	5	30	.200	0	2	3	0	4	0	1	0
11	Schultens, Shelly...	5	21	6	50	.300	1	2	2	0	5	0	7	0
12	Frank, Angie.....	2	0	0	2	.000	0	0	0	0	10	0	0	0
13	Mailer, Brandy.....	5	5	5	34	.000	8	1	0	0	29	0	3	1
2	Glisson, Ashley....	3	8	3	29	.172	0	0	1	0	10	0	0	0
4	Rietze, Libby.....	1	0	0	0	.000	0	0	0	0	0	0	0	0
10	Stapleton, Haley....	5	0	1	3	-.333	1	0	0	4	17	0	0	0
15	Langmade, Lacey....	2	3	4	20	-.050	0	0	0	0	2	0	0	0
Team.....														
Totals.....		5	69	29	241	.166	61	9	8	6	132	0	16	3

TEAM ATTACK PER GAME					TOTAL TEAM BLOCKS: 8.0				
Game	K	E	TA	Pct					
1	20	11	57	.158	Site: Newberg, OR (Wheeler Gymnasium)				
2	18	3	48	.312	Date: 11/09/02 Attend: 300 Time: 2:02				
3	14	7	56	.125	Referees: Paula Martin, Denny Palanuk				
4	15	8	59	.119					
5	2	0	21	.095					

George Fox University 2002 Volleyball
George Fox Individual Game-by-Game (as of Aug 05, 2003)
All matches

1 Bostic, Nicole

Date	Opponent	GP	-----ATTACK-----				SET	-SERVE-		PASS	DEF	-----BLOCK-----				GEN	Team	
			K	E	TA	Pct	A	SA	SE	RE	DIG	BS	BA	BE	Total	BHE	Hit%	
08/30/02	vs Ithaca.....	3	15	4	31	.355	0	2	0	1	20	0	0	0	0.0	0	.250	
08/31/02	vs Juniata.....	3	8	2	27	.222	0	1	0	1	11	0	0	0	0.0	0	.099	
08/31/02	at Gettysburg.....	4	16	4	42	.286	0	2	1	1	25	2	3	3	5.0	0	.302	
09/06/02	vs Montana-Western....	3	9	6	36	.083	1	0	1	0	11	0	1	0	1.0	0	.250	
09/06/02	vs Redlands.....	3	14	3	36	.306	2	2	0	2	17	0	2	0	2.0	0	.179	
09/06/02	vs Occidental.....	3	11	1	27	.370	2	1	0	2	17	0	1	0	1.0	0	.263	
09/07/02	vs Lewis-Clark State...	3	5	3	28	.071	2	1	0	3	9	0	2	0	2.0	0	.299	
09/07/02	vs California Lutheran.	3	6	4	44	.045	0	1	0	1	14	0	0	0	0.0	0	.119	
09/10/02	at Warner Pacific.....	3	8	2	28	.214	0	5	0	1	14	0	1	0	1.0	0	.269	
09/20/02	PACIFIC (ORE.).....	4	14	4	53	.189	2	0	0	3	14	2	1	0	3.0	0	.224	
09/21/02	at Puget Sound.....	5	16	5	54	.204	1	3	1	7	19	0	0	0	0.0	2	.171	
09/25/02	at Willamette.....	3	12	4	33	.242	0	0	0	0	14	0	4	1	4.0	0	.293	
09/28/02	LINFIELD.....	3	10	3	32	.219	0	0	1	3	17	0	2	0	2.0	0	.171	
10/04/02	WHITMAN.....	3	7	3	26	.154	1	3	0	2	15	0	1	0	1.0	0	.182	
10/05/02	WHITWORTH.....	5	14	7	60	.117	4	1	0	0	32	0	2	2	2.0	0	.136	
10/09/02	at Lewis & Clark.....	3	12	1	27	.407	0	0	0	0	12	1	0	0	1.0	0	.291	
10/12/02	at Pacific Lutheran....	5	16	3	52	.250	5	0	0	3	34	0	0	0	0.0	0	.161	
10/18/02	at Pacific (Ore.).....	3	9	4	35	.143	2	1	1	1	14	0	1	0	1.0	0	.110	
10/19/02	PUGET SOUND.....	4	17	5	43	.279	1	1	1	1	26	0	2	0	2.0	0	.269	
10/24/02	COLORADO COLLEGE.....	3	8	3	39	.128	0	0	0	1	11	0	4	1	4.0	0	.272	
10/26/02	at Linfield.....	3	10	3	38	.184	2	0	0	0	23	0	3	0	3.0	1	.201	
10/30/02	WILLAMETTE.....	3	2	3	30	-.033	1	3	0	2	16	0	0	0	0.0	0	.190	
11/01/02	at Whitman.....	3	7	4	28	.107	0	0	1	0	11	0	1	0	1.0	0	.159	
11/02/02	at Whitworth.....	5	15	6	69	.130	1	0	0	4	24	0	3	0	3.0	1	.166	
11/06/02	LEWIS & CLARK.....	3	9	2	30	.233	1	0	0	0	12	0	0	1	0.0	0	.278	
11/09/02	PACIFIC LUTHERAN.....	5	19	5	62	.226	1	1	1	1	30	0	1	1	1.0	0	.166	
Totals.....			91	289	94	1010	.193	29	28	8	40	462	5	35	9	40.0	4	.202

Games played: 91

Kills per game: 3.18

Assists per game: 0.32

Service aces per game: 0.31

Digs per game: 5.08

Blocks per game: 0.44

George Fox University 2002 Volleyball
George Fox Individual Game-by-Game (as of Aug 05, 2003)
All matches

2 Glisson, Ashley

Date	Opponent	-----ATTACK-----					SET	-SERVE-		PASS	DEF	-----BLOCK-----				GEN	Team
		GP	K	E	TA	Pct	A	SA	SE	RE	DIG	BS	BA	BE	Total	BHE	Hit%
08/30/02	vs Ithaca.....	1	3	5	10	-.200	0	0	0	0	4	0	0	0	0.0	0	.250
08/31/02	vs Juniata.....	1	1	2	5	-.200	0	0	0	0	1	1	0	0	1.0	0	.099
08/31/02	at Gettysburg.....	1	2	0	3	.667	0	0	0	0	0	0	0	0	0.0	0	.302
09/06/02	vs Montana-Western.....	2	0	0	1	.000	1	0	0	0	1	0	0	0	0.0	0	.250
09/06/02	vs Redlands.....	3	4	3	12	.083	0	1	0	0	6	0	0	0	0.0	0	.179
09/06/02	vs Occidental.....	2	3	0	8	.375	0	2	0	0	3	0	0	0	0.0	0	.263
09/07/02	vs California Lutheran.	3	0	2	4	-.500	0	0	1	0	6	0	0	0	0.0	0	.119
09/10/02	at Warner Pacific.....	2	5	2	29	.103	2	2	1	0	8	0	0	0	0.0	0	.269
10/04/02	WHITMAN.....	2	6	3	21	.143	0	0	0	0	6	1	1	1	2.0	0	.182
10/05/02	WHITWORTH.....	4	0	3	6	-.500	0	0	1	0	5	0	0	0	0.0	0	.136
10/09/02	at Lewis & Clark.....	3	4	1	7	.429	1	1	3	0	11	0	0	0	0.0	0	.291
10/12/02	at Pacific Lutheran....	4	8	5	35	.086	3	1	2	3	19	0	1	0	1.0	0	.161
10/19/02	PUGET SOUND.....	3	0	0	4	.000	1	0	0	1	11	0	0	0	0.0	0	.269
10/24/02	COLORADO COLLEGE.....	2	4	1	12	.250	0	3	0	0	2	0	0	0	0.0	0	.272
10/26/02	at Linfield.....	2	9	2	22	.318	0	0	1	0	9	0	0	0	0.0	0	.201
10/30/02	WILLAMETTE.....	2	5	0	10	.500	0	1	0	1	6	0	0	0	0.0	0	.190
11/01/02	at Whitman.....	4	11	5	44	.136	4	0	1	0	15	0	0	0	0.0	0	.159
11/02/02	at Whitworth.....	5	12	7	39	.128	1	1	1	1	24	0	0	0	0.0	1	.166
11/06/02	LEWIS & CLARK.....	1	2	1	10	.100	0	0	0	0	6	0	0	0	0.0	0	.278
11/09/02	PACIFIC LUTHERAN.....	3	8	3	29	.172	0	0	1	0	10	0	0	0	0.0	0	.166
Totals.....		50	87	45	311	.135	13	12	12	6	153	2	2	1	4.0	1	.202

Games played: 50

Kills per game: 1.74

Assists per game: 0.26

Service aces per game: 0.24

Digs per game: 3.06

Blocks per game: 0.08

George Fox University 2002 Volleyball
George Fox Individual Game-by-Game (as of Aug 05, 2003)
All matches

3 Cotner, Mindi

Date	Opponent	GP	-----ATTACK-----				SET A	-SERVE-		PASS RE	DEF DIG	-----BLOCK-----				GEN BHE	Team Hit%
			K	E	TA	Pct		SA	SE			BS	BA	BE	Total		
08/30/02	vs Ithaca.....	3	0	0	0	.000	33	1	0	0	21	0	0	0	0.0	0	.250
08/31/02	vs Juniata.....	3	2	2	6	.000	18	0	0	0	14	0	0	0	0.0	0	.099
08/31/02	at Gettysburg.....	4	4	0	7	.571	39	2	0	0	20	2	6	1	8.0	0	.302
09/06/02	vs Montana-Western.....	3	3	0	6	.500	39	0	0	0	14	0	1	0	1.0	0	.250
09/06/02	vs Redlands.....	2	1	1	7	.000	21	0	0	0	6	0	2	0	2.0	0	.179
09/06/02	vs Occidental.....	3	7	0	8	.875	33	1	0	0	18	0	2	0	2.0	0	.263
09/07/02	vs Lewis-Clark State...	3	2	1	5	.200	35	1	0	0	7	0	1	0	1.0	0	.299
09/07/02	vs California Lutheran.	3	2	0	5	.400	28	0	0	0	24	0	1	0	1.0	0	.119
09/10/02	at Warner Pacific.....	2	4	0	4	1.000	18	0	0	0	17	0	1	0	1.0	0	.269
09/20/02	PACIFIC (ORE.).....	3	0	2	6	-.333	27	0	0	0	21	1	1	1	2.0	0	.224
09/21/02	at Puget Sound.....	5	2	1	7	.143	47	0	1	0	22	0	5	0	5.0	1	.171
09/25/02	at Willamette.....	3	1	2	8	-.125	36	1	1	0	9	0	0	0	0.0	0	.293
09/28/02	LINFIELD.....	3	2	0	9	.222	34	1	0	0	18	2	1	0	3.0	0	.171
10/04/02	WHITMAN.....	3	3	1	6	.333	27	1	0	0	13	0	1	1	1.0	0	.182
10/05/02	WHITWORTH.....	5	3	2	9	.111	45	0	0	0	28	0	1	0	1.0	0	.136
10/09/02	at Lewis & Clark.....	2	2	0	3	.667	24	0	0	0	9	0	0	0	0.0	0	.291
10/12/02	at Pacific Lutheran....	5	6	5	17	.059	51	1	0	0	23	0	2	0	2.0	4	.161
10/18/02	at Pacific (Ore.).....	3	1	1	8	.000	28	1	0	0	17	0	4	0	4.0	1	.110
10/19/02	PUGET SOUND.....	4	4	5	13	-.077	51	0	2	1	14	1	2	1	3.0	0	.269
10/24/02	COLORADO COLLEGE.....	3	4	1	6	.500	29	2	0	0	12	0	3	0	3.0	0	.272
10/26/02	at Linfield.....	3	5	0	8	.625	43	1	0	0	20	0	0	0	0.0	0	.201
10/30/02	WILLAMETTE.....	3	2	1	8	.125	34	0	0	0	14	0	1	0	1.0	0	.190
11/01/02	at Whitman.....	5	6	2	15	.267	47	3	0	0	24	0	1	0	1.0	0	.159
11/02/02	at Whitworth.....	5	6	0	16	.375	58	1	0	0	34	0	4	0	4.0	1	.166
11/06/02	LEWIS & CLARK.....	3	0	2	4	-.500	33	0	1	0	22	1	2	0	3.0	0	.278
11/09/02	PACIFIC LUTHERAN.....	5	2	0	11	.182	50	3	1	0	25	0	4	1	4.0	0	.166
Totals.....		89	74	29	202	.223	928	20	6	1	466	7	46	5	53.0	7	.202

Games played: 89

Kills per game: 0.83

Assists per game: 10.43

Service aces per game: 0.22

Digs per game: 5.24

Blocks per game: 0.60

George Fox University 2002 Volleyball
George Fox Individual Game-by-Game (as of Aug 05, 2003)
All matches

4 Rietze, Libby

		-----ATTACK-----					SET	-SERVE-		PASS	DEF	-----BLOCK-----					GEN	Team
Date	Opponent	GP	K	E	TA	Pct	A	SA	SE	RE	DIG	BS	BA	BE	Total	BHE	Hit%	
08/31/02	at Gettysburg.....	1	1	0	1	1.000	0	0	0	0	0	0	0	0	0.0	0	.302	
09/06/02	vs Occidental.....	1	0	0	0	.000	0	0	0	0	0	0	0	0	0.0	0	.263	
09/10/02	at Warner Pacific.....	1	0	0	0	.000	0	0	0	0	1	0	1	0	1.0	0	.269	
10/05/02	WHITWORTH.....	3	1	1	4	.000	0	0	0	0	0	0	0	0	0.0	0	.136	
10/09/02	at Lewis & Clark.....	2	6	2	12	.333	1	0	0	0	4	0	0	0	0.0	0	.291	
10/24/02	COLORADO COLLEGE.....	2	2	0	2	1.000	0	0	0	0	0	0	0	0	0.0	0	.272	
11/06/02	LEWIS & CLARK.....	1	0	0	1	.000	0	0	0	0	0	0	0	1	0.0	0	.278	
11/09/02	PACIFIC LUTHERAN.....	1	0	0	0	.000	0	0	0	0	0	0	0	0	0.0	0	.166	
Totals.....		12	10	3	20	.350	1	0	0	0	5	0	1	1	1.0	0	.202	

Games played: 12

Kills per game: 0.83

Assists per game: 0.08

Digs per game: 0.42

Blocks per game: 0.08

George Fox University 2002 Volleyball
George Fox Individual Game-by-Game (as of Aug 05, 2003)
All matches

5 Nelson, Jeni

Date	Opponent	GP	-----ATTACK-----				SET	-SERVE-		PASS	DEF	-----BLOCK-----				GEN	Team
			K	E	TA	Pct		SA	SE			BS	BA	BE	Total		
08/30/02	vs Ithaca.....	1	2	1	6	.167	0	0	0	0	0	0	0	0	0.0	0	.250
08/31/02	at Gettysburg.....	1	1	1	7	.000	0	0	1	0	1	0	0	2	0.0	0	.302
09/06/02	vs Redlands.....	2	1	1	4	.000	0	0	0	0	1	0	0	0	0.0	0	.179
09/06/02	vs Occidental.....	1	1	1	2	.000	0	0	1	0	0	0	0	0	0.0	0	.263
09/07/02	vs Lewis-Clark State...	1	0	0	0	.000	0	0	0	0	0	0	0	0	0.0	0	.299
09/07/02	vs California Lutheran.	1	2	2	10	.000	0	0	0	0	1	3	3	0	6.0	0	.119
09/10/02	at Warner Pacific.....	2	3	0	11	.273	1	1	0	0	3	0	1	0	1.0	0	.269
09/20/02	PACIFIC (ORE.).....	3	8	2	16	.375	1	2	0	0	6	1	1	1	2.0	0	.224
09/21/02	at Puget Sound.....	5	5	2	24	.125	0	3	1	0	1	0	4	1	4.0	1	.171
09/25/02	at Willamette.....	3	4	1	12	.250	0	1	1	1	0	0	0	0	0.0	0	.293
09/28/02	LINFIELD.....	3	6	4	15	.133	0	1	1	0	1	1	2	0	3.0	0	.171
10/04/02	WHITMAN.....	2	2	2	8	.000	0	1	0	0	1	0	1	1	1.0	0	.182
10/05/02	WHITWORTH.....	4	2	5	17	-.176	0	0	1	0	1	1	0	0	1.0	0	.136
10/09/02	at Lewis & Clark.....	2	6	2	13	.308	1	0	0	0	4	0	2	0	2.0	0	.291
10/12/02	at Pacific Lutheran....	4	5	0	10	.500	1	0	2	0	3	0	0	0	0.0	0	.161
10/18/02	at Pacific (Ore.).....	3	7	2	19	.263	0	0	2	0	5	1	3	0	4.0	1	.110
10/19/02	PUGET SOUND.....	3	3	3	10	.000	1	0	0	0	2	0	0	0	0.0	0	.269
10/24/02	COLORADO COLLEGE.....	2	2	1	5	.200	0	0	0	0	0	0	3	0	3.0	0	.272
10/26/02	at Linfield.....	2	2	2	8	.000	0	0	0	0	1	1	2	0	3.0	0	.201
10/30/02	WILLAMETTE.....	2	4	0	11	.364	0	0	1	0	2	0	0	0	0.0	0	.190
11/01/02	at Whitman.....	5	8	4	23	.174	0	0	1	0	3	0	1	0	1.0	0	.159
11/02/02	at Whitworth.....	5	9	5	31	.129	0	0	3	0	3	1	1	0	2.0	0	.166
6/02	LEWIS & CLARK.....	2	10	1	18	.500	0	0	2	0	2	1	2	0	3.0	0	.278
11/09/02	PACIFIC LUTHERAN.....	5	11	5	30	.200	0	2	3	0	4	0	1	0	1.0	0	.166
Totals.....		64	104	47	310	.184	5	11	20	1	45	10	27	5	37.0	2	.202

Games played: 64

Kills per game: 1.62

Assists per game: 0.08

Service aces per game: 0.17

Digs per game: 0.70

Blocks per game: 0.58

George Fox University 2002 Volleyball
George Fox Individual Game-by-Game (as of Aug 05, 2003)
All matches

6 Schantin, Jamie

Date	Opponent	-----ATTACK-----					SET	-SERVE-		PASS	DEF	-----BLOCK-----				GEN	Team
		GP	K	E	TA	Pct	A	SA	SE	RE	DIG	BS	BA	BE	Total	BHE	Hit%
08/31/02	at Gettysburg.....	1	0	0	0	.000	2	0	0	0	0	0	0	0	0.0	0	.302
09/06/02	vs Redlands.....	1	0	0	3	.000	12	0	0	0	1	0	1	0	1.0	0	.179
09/10/02	at Warner Pacific.....	1	0	0	2	.000	9	1	0	0	7	0	0	0	0.0	0	.269
09/20/02	PACIFIC (ORE.).....	1	1	0	2	.500	7	0	1	0	3	0	0	0	0.0	0	.224
10/04/02	WHITMAN.....	1	0	0	1	.000	1	0	0	0	2	0	0	0	0.0	0	.182
10/09/02	at Lewis & Clark.....	1	1	0	1	1.000	16	0	0	0	4	0	0	0	0.0	0	.291
10/24/02	COLORADO COLLEGE.....	1	0	0	1	.000	5	0	1	0	2	0	0	0	0.0	0	.272
11/06/02	LEWIS & CLARK.....	2	0	0	0	.000	3	0	0	0	0	0	0	0	0.0	0	.278
Totals.....		9	2	0	10	.200	55	1	2	0	19	0	1	0	1.0	0	.202

Games played: 9

Kills per game: 0.22

Assists per game: 6.11

Service aces per game: 0.11

Digs per game: 2.11

Blocks per game: 0.11

George Fox University 2002 Volleyball
George Fox Individual Game-by-Game (as of Aug 05, 2003)
All matches

7 Burright, Angela

Date	Opponent	-----ATTACK-----					SET	-SERVE-		PASS	DEF	-----BLOCK-----				GEN	Team
		GP	K	E	TA	Pct	A	SA	SE	RE	DIG	BS	BA	BE	Total	BHE	Hit%
08/30/02	vs Ithaca.....	3	5	2	13	.231	0	0	0	0	2	3	3	0	6.0	0	.250
08/31/02	vs Juniata.....	3	7	2	19	.263	0	0	0	1	2	2	0	0	2.0	0	.099
08/31/02	at Gettysburg.....	4	3	1	11	.182	0	0	1	0	0	5	2	1	7.0	0	.302
09/06/02	vs Montana-Western....	3	8	2	13	.462	0	0	1	0	0	4	2	1	6.0	0	.250
09/06/02	vs Redlands.....	3	2	3	11	-.091	0	0	0	0	0	0	2	1	2.0	0	.179
09/06/02	vs Occidental.....	3	3	3	13	.000	0	1	0	0	0	1	2	1	3.0	0	.263
09/07/02	vs Lewis-Clark State...	3	6	0	14	.429	0	0	0	0	2	1	4	0	5.0	0	.299
09/07/02	vs California Lutheran.	2	5	1	20	.200	0	0	1	0	1	1	3	0	4.0	0	.119
09/10/02	at Warner Pacific.....	2	8	1	19	.368	0	0	1	0	4	0	3	0	3.0	0	.269
09/20/02	PACIFIC (ORE.).....	4	4	3	22	.045	0	0	1	0	0	2	2	0	4.0	0	.224
09/21/02	at Puget Sound.....	1	0	1	1	-1.000	0	0	0	0	0	0	0	0	0.0	0	.171
09/25/02	at Willamette.....	2	3	0	4	.750	0	1	0	0	0	0	0	0	0.0	0	.293
09/28/02	LINFIELD.....	2	2	0	6	.333	0	0	0	0	2	0	2	0	2.0	0	.171
10/04/02	WHITMAN.....	2	2	1	14	.071	0	0	1	1	3	0	3	1	3.0	0	.182
10/05/02	WHITWORTH.....	3	5	2	12	.250	0	0	0	0	0	0	5	0	5.0	0	.136
10/09/02	at Lewis & Clark.....	2	6	0	12	.500	0	1	0	0	2	2	1	0	3.0	0	.291
10/12/02	at Pacific Lutheran....	4	7	3	21	.190	0	0	0	0	2	0	3	2	3.0	1	.161
10/18/02	at Pacific (Ore.).....	2	2	1	13	.077	1	0	1	0	0	0	1	0	1.0	0	.110
10/19/02	PUGET SOUND.....	4	4	2	10	.200	0	0	1	0	1	0	1	1	1.0	0	.269
10/24/02	COLORADO COLLEGE.....	2	8	0	10	.800	1	0	1	0	3	0	3	0	3.0	0	.272
10/26/02	at Linfield.....	3	4	3	11	.091	0	0	1	0	1	0	1	0	1.0	0	.201
10/30/02	WILLAMETTE.....	1	3	0	4	.750	0	0	1	0	0	0	1	0	1.0	0	.190
11/01/02	at Whitman.....	1	0	0	0	.000	0	0	0	0	0	0	0	0	0.0	0	.159
11/02/02	at Whitworth.....	3	1	0	6	.167	0	0	1	0	3	1	0	0	1.0	0	.166
Totals.....		62	98	31	279	.240	2	3	12	2	28	22	44	8	66.0	1	.202

Games played: 62

Kills per game: 1.58

Assists per game: 0.03

Service aces per game: 0.05

Digs per game: 0.45

Blocks per game: 1.06

George Fox University 2002 Volleyball
George Fox Individual Game-by-Game (as of Aug 05, 2003)
All matches

8 Roseberg, Amy

		-----ATTACK-----					SET	-SERVE-			PASS	DEF	-----BLOCK-----					GEN	Team
Date	Opponent	GP	K	E	TA	Pct	A	SA	SE	RE	DIG	BS	BA	BE	Total	BHE	Hit%		
09/07/02	vs Lewis-Clark State...	1	0	0	0	.000	0	0	0	0	0	0	0	0	0.0	0	.299		
09/25/02	at Williamette.....	1	1	0	1	1.000	0	0	0	0	0	0	0	0	0.0	0	.293		
10/24/02	COLORADO COLLEGE.....	1	0	0	1	.000	0	0	0	0	0	0	0	0	0.0	0	.272		
Totals.....		3	1	0	2	.500	0	0	0	0	0	0	0	0	0.0	0	.202		

Games played: 3

Kills per game: 0.33

George Fox University 2002 Volleyball
George Fox Individual Game-by-Game (as of Aug 05, 2003)
All matches

9 Farrens, Melissa

Date	Opponent	-----ATTACK-----					SET	-SERVE-			PASS	DEF	-----BLOCK-----					GEN	Team
		GP	K	E	TA	Pct	A	SA	SE	RE	DIG	BS	BA	BE	Total	BHE	Hit%		
10/09/02	at Lewis & Clark.....	1	2	3	12	-.083	0	0	0	0	0	1	0	0	1.0	0	.291		
10/18/02	at Pacific (Ore.).....	1	0	1	2	-.500	0	0	0	0	3	0	0	0	0.0	0	.110		
10/24/02	COLORADO COLLEGE.....	1	0	0	1	.000	0	1	1	0	1	0	0	0	0.0	0	.272		
11/06/02	LEWIS & CLARK.....	2	4	2	7	.286	0	3	1	0	1	0	0	2	0.0	0	.278		
Totals.....		5	6	6	22	.000	0	4	2	0	5	1	0	2	1.0	0	.202		

Games played: 5

Kills per game: 1.20

Service aces per game: 0.80

Digs per game: 1.00

Blocks per game: 0.20

George Fox University 2002 Volleyball
George Fox Individual Game-by-Game (as of Aug 05, 2003)
All matches

#10 Stapleton, Haley

Date	Opponent	GP	-----ATTACK-----				SET	-SERVE-		PASS	DEF	-----BLOCK-----				GEN	Team
			K	E	TA	Pct		SA	SE			BS	BA	BE	Total		
08/30/02	vs Ithaca.....	3	0	0	0	.000	0	0	0	1	8	0	0	0	0.0	0	.250
08/31/02	vs Juniata.....	3	0	0	0	.000	0	0	0	2	10	0	0	0	0.0	0	.099
08/31/02	at Gettysburg.....	4	0	0	3	.000	0	0	0	1	13	0	0	0	0.0	0	.302
09/06/02	vs Montana-Western.....	3	0	0	1	.000	0	0	0	0	8	0	0	0	0.0	0	.250
09/06/02	vs Redlands.....	3	0	0	1	.000	0	0	0	1	9	0	0	0	0.0	0	.179
09/06/02	vs Occidental.....	3	0	1	1	-1.000	0	0	0	2	15	0	0	0	0.0	0	.263
09/07/02	vs Lewis-Clark State...	3	0	0	1	.000	1	0	0	2	11	0	0	0	0.0	0	.299
09/07/02	vs California Lutheran.	3	0	0	1	.000	2	0	0	2	15	0	0	0	0.0	0	.119
09/10/02	at Warner Pacific.....	1	0	0	0	.000	1	0	0	0	4	0	0	0	0.0	0	.269
09/20/02	PACIFIC (ORE.).....	4	0	0	0	.000	1	0	0	5	19	0	0	0	0.0	0	.224
09/21/02	at Puget Sound.....	5	0	0	0	.000	2	0	0	2	12	0	0	0	0.0	0	.171
09/25/02	at Willamette.....	3	0	0	0	.000	2	0	0	1	11	0	0	0	0.0	0	.293
09/28/02	LINFIELD.....	3	0	0	3	.000	0	0	0	2	10	0	0	0	0.0	0	.171
10/04/02	WHITMAN.....	3	0	0	0	.000	0	0	0	1	17	0	0	0	0.0	0	.182
10/05/02	WHITWORTH.....	5	0	0	1	.000	0	0	0	2	22	0	0	0	0.0	0	.136
10/09/02	at Lewis & Clark.....	2	0	0	0	.000	0	0	0	1	8	0	0	0	0.0	0	.291
10/12/02	at Pacific Lutheran....	5	0	0	0	.000	0	0	0	3	24	0	0	0	0.0	0	.161
10/18/02	at Pacific (Ore.).....	3	0	0	1	.000	1	0	0	0	13	0	0	0	0.0	0	.110
10/19/02	PUGET SOUND.....	4	0	0	3	.000	3	0	0	1	8	0	0	0	0.0	0	.269
10/24/02	COLORADO COLLEGE.....	3	0	0	0	.000	0	0	0	1	8	0	0	0	0.0	0	.272
10/26/02	at Linfield.....	3	1	0	3	.333	1	0	0	0	13	0	0	0	0.0	0	.201
10/30/02	WILLAMETTE.....	3	0	0	2	.000	0	0	0	3	10	0	0	0	0.0	0	.190
11/01/02	at Whitman.....	5	0	0	0	.000	1	0	0	2	21	0	0	0	0.0	0	.159
11/02/02	at Whitworth.....	5	0	0	2	.000	1	0	0	1	17	0	0	0	0.0	0	.166
11/06/02	LEWIS & CLARK.....	3	0	1	1	-1.000	0	0	0	1	13	0	0	0	0.0	0	.278
11/09/02	PACIFIC LUTHERAN.....	5	0	1	3	-.333	1	0	0	4	17	0	0	0	0.0	0	.166
Totals.....			90	1	3	27	-.074	17	0	0	41	336	0	0	0	0.0	.202

Games played: 90

Kills per game: 0.01

Assists per game: 0.19

Digs per game: 3.73

Blocks per game: 0.00

George Fox University 2002 Volleyball
George Fox Individual Game-by-Game (as of Aug 05, 2003)
All matches

#11 Schultens, Shelly

Date	Opponent	GP	-----ATTACK-----				Pct	SET A	-SERVE-		PASS RE	DEF DIG	-----BLOCK-----				GEN BHE	Team Hit%
			K	E	TA	SA			SE	BS			BA	BE	Total			
08/30/02	vs Ithaca.....	3	8	2	15	.400	0	2	0	0	4	3	2	0	5.0	0	.250	
08/31/02	vs Juniata.....	3	4	3	10	.100	0	1	0	0	1	4	2	0	6.0	0	.099	
08/31/02	at Gettysburg.....	4	11	4	23	.304	0	3	1	1	7	8	3	2	11.0	0	.302	
09/06/02	vs Montana-Western....	3	12	5	25	.280	0	3	1	0	4	0	1	0	1.0	0	.250	
09/06/02	vs Redlands.....	3	9	7	30	.067	1	2	2	0	9	2	5	0	7.0	0	.179	
09/06/02	vs Occidental.....	3	10	2	21	.381	1	4	0	0	2	2	2	0	4.0	0	.263	
09/07/02	vs Lewis-Clark State...	3	13	1	19	.632	0	3	1	0	4	2	2	0	4.0	0	.299	
09/07/02	vs California Lutheran.	3	7	5	21	.095	0	3	0	1	7	2	3	0	5.0	0	.119	
09/10/02	at Warner Pacific.....	2	4	1	9	.333	1	0	0	0	1	3	2	0	5.0	0	.269	
09/20/02	PACIFIC (ORE.).....	3	12	2	24	.417	0	1	4	0	3	2	1	0	3.0	0	.224	
09/21/02	at Puget Sound.....	5	11	11	36	.000	0	0	1	0	1	0	5	1	5.0	1	.171	
09/25/02	at Willamette.....	3	17	2	31	.484	0	1	1	0	4	3	4	0	7.0	0	.293	
09/28/02	LINFIELD.....	3	8	6	28	.071	0	0	0	1	1	2	2	0	4.0	0	.171	
10/04/02	WHITMAN.....	2	3	0	7	.429	1	0	0	0	1	4	4	1	8.0	0	.182	
10/05/02	WHITWORTH.....	5	14	2	40	.300	0	1	2	1	5	2	3	2	5.0	0	.136	
10/09/02	at Lewis & Clark.....	2	7	3	15	.267	1	0	0	1	4	0	1	1	1.0	0	.291	
10/12/02	at Pacific Lutheran....	5	12	8	45	.089	0	2	0	0	9	2	4	1	6.0	0	.161	
10/18/02	at Pacific (Ore.).....	2	4	2	18	.111	0	0	0	0	6	0	2	0	2.0	0	.110	
10/19/02	PUGET SOUND.....	4	12	1	32	.344	1	0	2	1	3	3	5	0	8.0	0	.269	
10/24/02	COLORADO COLLEGE.....	2	7	0	14	.500	0	3	1	0	2	1	3	0	4.0	0	.272	
10/26/02	at Linfield.....	3	11	5	27	.222	0	0	0	0	2	2	4	0	6.0	0	.201	
10/30/02	WILLAMETTE.....	3	9	6	29	.103	0	4	0	0	3	2	2	0	4.0	0	.190	
11/01/02	at Whitman.....	5	16	9	41	.171	1	0	1	1	2	4	4	0	8.0	0	.159	
11/02/02	at Whitworth.....	5	16	8	58	.138	1	0	1	0	1	3	8	0	11.0	0	.166	
11/06/02	LEWIS & CLARK.....	3	11	2	26	.346	0	1	0	0	3	1	1	2	2.0	0	.278	
11/09/02	PACIFIC LUTHERAN.....	5	21	6	50	.300	1	2	2	0	5	0	7	0	7.0	0	.166	
Totals.....			87	269	103	694	.239	9	36	20	7	94	57	82	10	139.0	1	.202

Games played: 87

Kills per game: 3.09

Assists per game: 0.10

Service aces per game: 0.41

Digs per game: 1.08

Blocks per game: 1.60

George Fox University 2002 Volleyball
George Fox Individual Game-by-Game (as of Aug 05, 2003)
All matches

#12 Frank, Angie

Date	Opponent	-----ATTACK-----					SET	-SERVE-		PASS	DEF	-----BLOCK-----				GEN	Team
		GP	K	E	TA	Pct	A	SA	SE	RE	DIG	BS	BA	BE	Total	BHE	Hit%
08/31/02	vs Juniata.....	3	1	1	2	.000	0	0	0	1	11	0	0	0	0.0	0	.099
08/31/02	at Gettysburg.....	4	0	0	1	.000	0	2	2	2	13	0	0	0	0.0	0	.302
09/06/02	vs Montana-Western....	3	0	1	1	-1.000	1	1	1	0	18	0	0	0	0.0	0	.250
09/06/02	vs Redlands.....	2	0	0	0	.000	0	1	1	0	4	0	0	0	0.0	0	.179
09/06/02	vs Occidental.....	2	0	1	4	-.250	0	0	0	0	3	0	0	0	0.0	0	.263
09/07/02	vs Lewis-Clark State...	3	0	0	0	.000	0	0	0	1	6	0	0	0	0.0	0	.299
09/07/02	vs California Lutheran.	2	0	0	2	.000	0	0	1	1	3	0	0	0	0.0	0	.119
09/10/02	at Warner Pacific.....	2	1	2	5	-.200	0	1	1	0	6	0	0	0	0.0	0	.269
09/20/02	PACIFIC (ORE.).....	3	0	0	1	.000	1	1	0	0	13	0	0	0	0.0	0	.224
09/21/02	at Puget Sound.....	5	0	0	1	.000	0	2	0	1	6	0	0	0	0.0	0	.171
09/25/02	at Willamette.....	3	0	0	0	.000	0	1	1	0	5	0	0	0	0.0	0	.293
09/28/02	LINFIELD.....	3	1	0	1	1.000	2	0	1	0	4	0	0	0	0.0	0	.171
10/04/02	WHITMAN.....	3	0	0	0	.000	2	1	0	0	5	0	0	0	0.0	0	.182
10/05/02	WHITWORTH.....	5	1	0	1	1.000	0	1	0	0	5	0	0	0	0.0	0	.136
10/09/02	at Lewis & Clark.....	3	0	0	2	.000	0	2	1	1	4	0	0	0	0.0	0	.291
10/12/02	at Pacific Lutheran....	1	0	0	0	.000	0	1	0	2	5	0	0	0	0.0	0	.161
10/18/02	at Pacific (Ore.).....	3	1	1	3	.000	0	1	0	1	8	0	0	0	0.0	0	.110
10/19/02	PUGET SOUND.....	1	0	0	0	.000	0	1	0	1	1	0	0	0	0.0	0	.269
10/24/02	COLORADO COLLEGE.....	2	0	0	3	.000	1	0	0	0	9	0	0	0	0.0	0	.272
10/26/02	at Linfield.....	3	0	0	1	.000	1	1	1	0	11	0	0	0	0.0	0	.201
10/30/02	WILLAMETTE.....	2	0	0	1	.000	1	0	1	2	0	0	0	0	0.0	0	.190
11/01/02	at Whitman.....	4	0	0	1	.000	1	2	1	2	13	0	0	0	0.0	0	.159
11/02/02	at Whitworth.....	2	0	0	0	.000	0	0	0	0	4	0	0	0	0.0	0	.166
11/06/02	LEWIS & CLARK.....	2	0	0	3	.000	0	0	1	4	9	0	0	0	0.0	0	.278
11/09/02	PACIFIC LUTHERAN.....	2	0	0	2	.000	0	0	0	0	10	0	0	0	0.0	0	.166
Totals.....		68	5	6	35	-.029	10	19	13	19	176	0	0	0	0.0	0	.202

Games played: 68

Kills per game: 0.07

Assists per game: 0.15

Service aces per game: 0.28

Digs per game: 2.59

Blocks per game: 0.00

George Fox University 2002 Volleyball
George Fox Individual Game-by-Game (as of Aug 05, 2003)
All matches

#13 Mailer, Brandy

Date	Opponent	GP	-----ATTACK-----				SET	-SERVE-		PASS	DEF	-----BLOCK-----				GEN	Team
			K	E	TA	Pct		SA	SE			BS	BA	BE	Total		
08/30/02	vs Ithaca.....	3	6	1	12	.417	0	1	0	1	12	1	3	0	4.0	0	.250
08/31/02	vs Juniata.....	3	1	2	12	-.083	1	2	0	1	8	0	2	0	2.0	0	.099
08/31/02	at Gettysburg.....	4	11	1	27	.370	5	0	0	2	9	2	2	0	4.0	0	.302
09/06/02	vs Montana-Western....	3	11	0	21	.524	1	0	1	0	9	0	1	0	1.0	0	.250
09/06/02	vs Redlands.....	3	9	1	19	.421	2	1	2	0	14	0	2	0	2.0	0	.179
09/06/02	vs Occidental.....	3	4	5	18	-.056	3	1	0	1	8	0	0	0	0.0	0	.263
09/07/02	vs Lewis-Clark State...	3	12	1	25	.440	2	0	1	0	11	0	2	0	2.0	0	.299
09/07/02	vs California Lutheran.	3	6	1	21	.238	4	4	0	0	14	0	6	0	6.0	0	.119
09/10/02	at Warner Pacific.....	3	8	1	19	.368	6	0	0	0	13	0	3	0	3.0	0	.269
09/20/02	PACIFIC (ORE.).....	4	7	1	25	.240	10	1	0	0	17	0	1	0	1.0	0	.224
09/21/02	at Puget Sound.....	5	13	2	31	.355	2	1	0	3	16	2	2	0	4.0	1	.171
09/25/02	at Willamette.....	3	6	3	14	.214	5	0	0	0	17	0	0	0	0.0	0	.293
09/28/02	LINFIELD.....	3	7	1	20	.300	4	1	0	0	15	0	2	2	2.0	0	.171
10/04/02	WHITMAN.....	3	6	3	25	.120	2	0	0	1	14	0	4	1	4.0	0	.182
10/05/02	WHITWORTH.....	4	5	3	27	.074	7	0	0	0	15	0	2	0	2.0	0	.136
10/12/02	at Pacific Lutheran....	5	13	5	43	.186	6	0	1	1	22	0	3	0	3.0	1	.161
10/18/02	at Pacific (Ore.).....	3	7	1	21	.286	6	1	0	1	21	1	0	0	1.0	0	.110
10/19/02	PUGET SOUND.....	4	12	2	27	.370	2	0	1	0	18	0	3	0	3.0	0	.269
10/24/02	COLORADO COLLEGE.....	3	3	2	12	.083	3	0	0	0	13	0	1	0	1.0	0	.272
10/26/02	at Linfield.....	3	7	2	25	.200	2	0	0	0	13	0	4	0	4.0	0	.201
10/30/02	WILLAMETTE.....	3	11	1	25	.400	2	0	0	0	17	0	1	0	1.0	0	.190
11/01/02	at Whitman.....	5	8	3	38	.132	4	0	1	1	19	1	3	0	4.0	0	.159
11/02/02	at Whitworth.....	5	11	2	37	.243	9	1	0	0	32	0	2	0	2.0	0	.166
11/06/02	LEWIS & CLARK.....	3	5	0	13	.385	4	0	1	0	7	0	1	0	1.0	0	.278
11/09/02	PACIFIC LUTHERAN.....	5	5	5	34	.000	8	1	0	0	29	0	3	1	3.0	0	.166
Totals.....		89	194	49	591	.245	100	15	8	12	383	7	53	4	60.0	2	.202

Games played: 89

Kills per game: 2.18

Assists per game: 1.12

Service aces per game: 0.17

Digs per game: 4.30

Blocks per game: 0.67

George Fox University 2002 Volleyball
George Fox Individual Game-by-Game (as of Aug 05, 2003)
All matches

#14 Roberts, Michol

Date	Opponent	-----ATTACK-----					SET	-SERVE-		PASS	DEF	-----BLOCK-----				GEN	Team
		GP	K	E	TA	Pct	A	SA	SE	RE	DIG	BS	BA	BE	Total	BHE	Hit%
09/06/02	vs Redlands.....	1	0	0	0	.000	0	0	0	0	0	0	0	0	0.0	0	.179
09/06/02	vs Occidental.....	3	0	0	0	.000	1	0	0	0	3	0	0	0	0.0	0	.263
09/07/02	vs California Lutheran.	1	0	0	0	.000	0	0	0	0	2	0	0	0	0.0	0	.119
09/10/02	at Warner Pacific.....	1	0	0	0	.000	1	0	0	0	4	0	0	0	0.0	0	.269
09/20/02	PACIFIC (ORE.).....	1	1	0	2	.500	0	0	1	0	3	0	0	0	0.0	0	.224
09/21/02	at Puget Sound.....	2	0	0	1	.000	0	0	1	1	1	0	0	0	0.0	0	.171
10/09/02	at Lewis & Clark.....	1	0	2	3	-.667	0	0	0	3	7	0	0	0	0.0	0	.291
10/18/02	at Pacific (Ore.).....	1	0	0	1	.000	0	1	0	0	1	0	0	0	0.0	0	.110
10/24/02	COLORADO COLLEGE.....	1	0	0	0	.000	0	0	0	0	1	0	0	0	0.0	0	.272
11/06/02	LEWIS & CLARK.....	1	1	0	1	1.000	0	1	0	0	0	0	0	0	0.0	0	.278
Totals.....		13	2	2	8	.000	2	2	2	4	22	0	0	0	0.0	0	.202

Games played: 13

Kills per game: 0.15

Assists per game: 0.15

Service aces per game: 0.15

Digs per game: 1.69

George Fox University 2002 Volleyball
George Fox Individual Game-by-Game (as of Aug 05, 2003)
All matches

#15 Langmade, Lacey

Date	Opponent	GP	-----ATTACK-----				SET	-SERVE-		PASS	DEF	-----BLOCK-----				GEN	Team
			K	E	TA	Pct		SA	SE			BS	BA	BE	Total		
08/30/02	vs Ithaca.....	2	4	3	13	.077	0	1	0	1	2	0	0	0	0.0	0	.250
08/31/02	vs Juniata.....	2	3	3	20	.000	0	0	0	0	1	2	0	1	2.0	0	.099
08/31/02	at Gettysburg.....	4	6	2	14	.286	0	0	0	1	4	0	0	0	0.0	0	.302
09/06/02	vs Montana-Western....	3	9	5	28	.143	0	0	0	0	3	0	0	0	0.0	0	.250
09/06/02	vs Redlands.....	2	3	0	11	.273	0	0	0	0	1	0	0	0	0.0	0	.179
09/06/02	vs Occidental.....	2	6	0	16	.375	0	0	0	0	3	0	1	0	1.0	0	.263
09/07/02	vs Lewis-Clark State...	3	6	3	25	.120	0	0	0	0	3	0	1	0	1.0	0	.299
09/07/02	vs California Lutheran.	3	10	4	31	.194	0	0	0	0	3	0	2	0	2.0	0	.119
09/10/02	at Warner Pacific.....	1	4	0	8	.500	0	0	0	0	1	0	0	0	0.0	0	.269
09/20/02	PACIFIC (ORE.).....	4	7	1	23	.261	0	0	0	0	3	0	1	0	1.0	0	.224
09/21/02	at Puget Sound.....	5	11	2	44	.205	0	0	0	0	2	0	2	0	2.0	0	.171
09/25/02	at Willamette.....	3	8	1	30	.233	0	0	0	0	5	0	0	0	0.0	0	.293
09/28/02	LINFIELD.....	3	6	4	26	.077	0	0	0	0	5	0	1	0	1.0	0	.171
10/04/02	WHITMAN.....	2	7	1	13	.462	0	0	0	0	0	0	1	0	1.0	0	.182
10/05/02	WHITWORTH.....	5	16	5	51	.216	0	0	0	0	6	0	3	0	3.0	0	.136
10/09/02	at Lewis & Clark.....	2	4	2	10	.200	0	0	0	0	0	0	0	0	0.0	0	.291
10/12/02	at Pacific Lutheran....	4	4	2	25	.080	0	0	0	0	2	0	1	1	1.0	0	.161
10/18/02	at Pacific (Ore.).....	3	7	7	42	.000	0	0	0	0	7	0	1	0	1.0	0	.110
10/19/02	PUGET SOUND.....	4	16	1	40	.375	0	0	0	0	4	0	0	0	0.0	0	.269
10/24/02	COLORADO COLLEGE.....	2	3	2	8	.125	0	0	0	0	1	1	1	0	2.0	0	.272
10/26/02	at Linfield.....	1	2	3	11	-.091	0	0	0	0	1	0	0	0	0.0	0	.201
10/30/02	WILLAMETTE.....	2	6	3	27	.111	0	0	0	0	5	0	1	0	1.0	0	.190
11/01/02	at Whitman.....	4	11	5	30	.200	0	0	0	0	5	0	0	0	0.0	0	.159
11/02/02	at Whitworth.....	2	2	0	7	.286	0	0	0	0	3	0	0	0	0.0	0	.166
11/06/02	LEWIS & CLARK.....	2	5	1	12	.333	0	0	0	0	2	0	0	0	0.0	0	.278
11/09/02	PACIFIC LUTHERAN.....	2	3	4	20	-.050	0	0	0	0	2	0	0	0	0.0	0	.166
Totals.....		72	169	64	585	.179	0	1	0	2	74	3	16	2	19.0	0	.202

Games played: 72

Kills per game: 2.35

Service aces per game: 0.01

Digs per game: 1.03

Blocks per game: 0.26

George Fox University 2002 Volleyball
George Fox Individual Game-by-Game (as of Aug 05, 2003)
All matches

#TM TEAM

		-----ATTACK-----					SET	-SERVE-		PASS	DEF	-----BLOCK-----					GEN	Team
Date	Opponent	GP	K	E	TA	Pct	A	SA	SE	RE	DIG	BS	BA	BE	Total	BHE	Hit%	
09/06/02	vs Montana-Western.....	2	0	0	0	.000	0	0	0	1	0	0	0	1	0.0	0	.250	
09/06/02	vs Occidental.....	2	0	0	0	.000	0	0	0	1	0	0	0	0	0.0	0	.263	
09/07/02	vs California Lutheran.	1	0	0	0	.000	0	0	0	0	0	0	0	0	0.0	0	.119	
09/25/02	at Willamette.....	3	0	0	0	.000	0	0	0	0	0	0	0	0	0.0	0	.293	
10/09/02	at Lewis & Clark.....	3	0	0	0	.000	0	0	0	0	0	0	0	0	0.0	0	.291	
10/12/02	at Pacific Lutheran....	5	0	0	0	.000	0	0	0	1	0	0	0	0	0.0	0	.161	
10/18/02	at Pacific (Ore.).....	2	0	0	0	.000	0	0	0	2	0	0	0	0	0.0	0	.110	
10/19/02	PUGET SOUND.....	1	0	0	0	.000	0	0	0	1	0	0	0	0	0.0	0	.269	
10/26/02	at Linfield.....	3	0	0	0	.000	0	0	0	0	0	0	0	0	0.0	0	.201	
10/30/02	WILLAMETTE.....	1	0	0	0	.000	0	0	0	0	0	0	0	0	0.0	0	.190	
11/02/02	at Whitworth.....	5	0	0	0	.000	0	0	0	0	0	0	0	0	0.0	0	.166	
11/09/02	PACIFIC LUTHERAN.....	1	0	0	0	.000	0	0	0	1	0	0	0	0	0.0	0	.166	
Totals.....		29	0	0	0	.000	0	0	0	7	0	0	0	1	0.0	0	.202	

Games played: 29

Blocks per game: 0.00

George Fox Volleyball 2002 Statistics (Final)

Overall record: 20-6 Conf: 11-5 Home: 7-2 Away: 7-3 Neutral: 6-1

##	Name	GP-MP-MS	-----ATTACK-----					---SET---		-----SERVE-----		
			K	K/Game	E	TA	Pct	A	A/Game	SA	SA/Gm	SE
1	Bostic, Nicole	91 26-26	289	3.18	94	1010	.193	29	0.32	28	0.31	8
11	Schultens, Shelly	87 26-26	269	3.09	103	694	.239	9	0.10	36	0.41	20
15	Langmade, Lacey	72 26-12	169	2.35	64	585	.179	0	0.00	1	0.01	0
13	Mailer, Brandy	89 25-25	194	2.18	49	591	.245	100	1.12	15	0.17	8
2	Glisson, Ashley	50 20-0	87	1.74	45	311	.135	13	0.26	12	0.24	12
5	Nelson, Jeni	64 24-11	104	1.62	47	310	.184	5	0.08	11	0.17	20
7	Burright, Angela	62 24-13	98	1.58	31	279	.240	2	0.03	3	0.05	12
9	Farrens, Melissa	5 4-1	6	1.20	6	22	.000	0	0.00	4	0.80	2
4	Rietze, Libby	12 8-0	10	0.83	3	20	.350	1	0.08	0	0.00	0
3	Cotner, Mindi	89 26-26	74	0.83	29	202	.223	928	10.43	20	0.22	6
8	Roseberg, Amy	3 3-0	1	0.33	0	2	.500	0	0.00	0	0.00	0
6	Schantin, Jamie	9 8-0	2	0.22	0	10	.200	55	6.11	1	0.11	2
14	Roberts, Michol	13 10-0	2	0.15	2	8	.000	2	0.15	2	0.15	2
12	Frank, Angie	68 25-15	5	0.07	6	35	-.029	10	0.15	19	0.28	13
10	Stapleton, Haley	90 26-1	1	0.01	3	27	-.074	17	0.19	0	0.00	0
GEORGE FOX.....		93 26-26	1311	14.10	482	4106	.202	1171	12.59	152	1.63	105
Opponents.....		93 26-26	1225	13.17	728	4498	.110	1112	11.96	144	1.55	185

##	Name	G	RE	---DIG---		-----BLOCKING-----					BE	BHE
				DIG	Dig/G	BS	BA	Total	B/Game			
1	Bostic, Nicole	91	40	462	5.08	5	35	40	0.44	9	4	
11	Schultens, Shelly	87	7	94	1.08	57	82	139	1.60	10	1	
15	Langmade, Lacey	72	2	74	1.03	3	16	19	0.26	2	0	
13	Mailer, Brandy	89	12	383	4.30	7	53	60	0.67	4	2	
2	Glisson, Ashley	50	6	153	3.06	2	2	4	0.08	1	1	
5	Nelson, Jeni	64	1	45	0.70	10	27	37	0.58	5	2	
7	Burright, Angela	62	2	28	0.45	22	44	66	1.06	8	1	
9	Farrens, Melissa	5	0	5	1.00	1	0	1	0.20	2	0	
4	Rietze, Libby	12	0	5	0.42	0	1	1	0.08	1	0	
3	Cotner, Mindi	89	1	466	5.24	7	46	53	0.60	5	7	
8	Roseberg, Amy	3	0	0	0.00	0	0	0	0.00	0	0	
6	Schantin, Jamie	9	0	19	2.11	0	1	1	0.11	0	0	
14	Roberts, Michol	13	4	22	1.69	0	0	0	0.00	0	0	
12	Frank, Angie	68	19	176	2.59	0	0	0	0.00	0	0	
10	Stapleton, Haley	90	41	336	3.73	0	0	0	0.00	0	0	
TEAM			9									
GEORGE FOX.....		93	144	2268	24.39	114	307	267.5	2.88	48	18	
Opponents.....		93	145	2008	21.59	39	181	129.5	1.39	57	28	

George Fox Volleyball 2002 Match Results (Final)

Date	Opponent	Score	Score-by-game	Overall Record	Conference Record	Time	Attend
----	-----	-----	-----	-----	-----	----	-----
# 08/30/02	vs Ithaca	W 3-0	30-28,30-23,30-17	1-0	0-0		
# 08/31/02	vs Juniata	0-3 L	23-30,21-30,17-30	1-1	0-0		
# 08/31/02	at Gettysburg	W 3-1	30-14,28-30,30-20,30-18	2-1	0-0		54
+ 09/06/02	vs Montana-Western	W 3-0	30-28,30-20,30-21	3-1	0-0	1:23	50
+ 09/06/02	vs Redlands	W 3-0	30-20,30-21,30-24	4-1	0-0		
+ 09/06/02	vs Occidental	W 3-0	30-18,30-20,30-17	5-1	0-0		
+ 09/07/02	vs Lewis-Clark State	W 3-0	30-14,30-26,30-23	6-1	0-0		50
+ 09/07/02	vs California Lutheran	W 3-0	30-26,30-19,30-15	7-1	0-0		
09/10/02	at Warner Pacific	W 3-0	30-17,30-20,30-20	8-1	0-0		50
* 09/20/02	PACIFIC (ORE.)	W 3-1	30-9,30-20,28-30,30-20	9-1	1-0	1:50	175
* 09/21/02	at Puget Sound	2-3 L	18-30,30-25,30-23,28-30,12-15	9-2	1-1	2:05	350
* 09/25/02	at Willamette	W 3-0	30-23,30-24,30-18	10-2	2-1	1:30	200
* 09/28/02	LINFIELD	W 3-0	30-28,30-21,30-14	11-2	3-1	1:25	250
* 10/04/02	WHITMAN	W 3-0	30-15,30-18,30-27	12-2	4-1	1:13	250
* 10/05/02	WHITWORTH	2-3 L	25-30,30-19,30-27,15-30,9-15	12-3	4-2	2:20	280
* 10/09/02	at Lewis & Clark	W 3-0	30-19,30-10,31-29	13-3	5-2	1:25	50
* 10/12/02	at Pacific Lutheran	2-3 L	27-30,30-24,30-21,24-30,17-19	13-4	5-3	2:20	150
* 10/18/02	at Pacific (Ore.)	W 3-0	30-21,30-22,30-25	14-4	6-3	1:30	115
* 10/19/02	PUGET SOUND	W 3-1	30-27,21-30,30-19,30-24	15-4	7-3	1:54	250
10/24/02	COLORADO COLLEGE	W 3-0	30-13,30-14,30-21	16-4	7-3	1:10	150
* 10/26/02	at Linfield	W 3-0	30-22,30-20,30-21	17-4	8-3	1:25	200
* 10/30/02	WILLAMETTE	W 3-0	30-25,30-27,30-26	18-4	9-3	1:30	250
* 11/01/02	at Whitman	W 3-2	22-30,30-23,30-15,26-30,15-11	19-4	10-3	2:25	200
* 11/02/02	at Whitworth	2-3 L	30-26,27-30,30-19,27-30,11-15	19-5	10-4	2:19	1107
* 11/06/02	LEWIS & CLARK	W 3-0	30-23,30-19,30-15	20-5	11-4	1:15	200
* 11/09/02	PACIFIC LUTHERAN	2-3 L	30-20,30-23,24-30,26-30,3-15	20-6	11-5	2:02	300

- Gettysburg National Invitational Tournament, Gettysburg, Pa.

+ - Whitworth Invitational Tournament, Spokane, Wash.

* - Northwest Conference game

TEAM RECORD W-L

Overall: 20-6

Conference: 11-5

Home: 7-2

Away: 7-3

Neutral: 6-1

3 games: 16-1

4 games: 3-0

5 games: 1-5

ATTEND Dates Total Average

Total: 26 4681 180

Home: 9 2105 234

Away: 10 2476 248

Neutral: 7 100 14

2002 NCAA Division III Volleyball Championship

Quarterfinal Round - Nov. 23

Wisconsin-Whitewater def. Wittenberg (34-8), 30-18, 29-31, 30-20, 30-19

Juniata def. Williams (36-6), 30-21, 30-24, 30-27

Trinity, Texas def. Nazareth (35-6), 26-30, 30-23, 30-27, 30-28

Washington, Mo. def. Cal St. Hayward (32-2), 30-21, 25-30, 36-34, 30-25

NCAA Semifinals - Dec. 6 (at Wisconsin-Whitewater)

Washington (Mo.) def. Trinity (Texas), 30-17, 31-29, 30-28

Wisconsin-Whitewater def. Juniata, 27-30, 29-31, 30-21, 30-28, 15-13

NCAA Consolation and Championship Match - Dec. 7 (at Wisconsin-Whitewater)

Consolation Match: Trinity (37-5) def. Juniata (33-6), 30-20, 30-23, 30-26

Championship Match: Wisconsin-Whitewater (36-4) def. Washington (41-2), 30-24, 30-28, 30-25

NCAA Division III Tournament Regional Pairings (Nov. 14-16)

Great Lakes Region - at Wittenberg

#4 Ohio Northern def. #5 Catholic (33-8), 30-21, 30-24, 30-15

#6 Kalamazoo def. #3 Muskingum (29-10), 30-21, 14-30, 30-21, 30-32, 15-9

#1 Wittenberg def. #4 Ohio Northern (23-10), 30-25, 30-26, 30-24

#2 Mount Saint Joseph def. #6 Kalamazoo (27-11), 30-28, 30-27, 30-25

#1 Wittenberg (34-7) def. #2 Mount Saint Joseph (31-7), 30-26, 30-18, 30-24

Wittenberg Wins Great Lakes Region, Advances to NCAA Quarterfinals

Midwest Region - at Wisconsin-Whitewater

#4 Benedictine def. #5 Bridgewater State (26-10), 30-15, 30-26, 30-16

#6 St. Norbert def. #3 Lakeland (32-5), 30-27, 24-30, 30-23, 30-22

#1 Wisconsin-Whitewater def. #4 Benedictine (28-15), 30-18, 30-22, 30-17

#2 Elmhurst def. #6 St. Norbert (32-9), 33-31, 28-30, 27-30, 30-28, 15-12

#1 Wisconsin-Whitewater (33-4) def. Elmhurst (34-6), 31-29, 30-15, 30-27

Wisconsin-Whitewater Wins Midwest Region, Advances to NCAA Quarterfinals

New England Region - at Wellesley

#4 Williams def. #5 Western Connecticut St. (20-14), 30-18, 30-23, 30-21

#3 MIT def. #6 Johnson & Wales (25-13), 30-28, 30-11, 30-21

#4 Williams def. #1 Wellesley (22-6), 30-25, 30-27, 26-30, 33-31

#2 Gordon def. #3 MIT (34-5), 30-19, 28-30, 30-21, 30-25

#4 Williams (36-5) def. #2 Gordon (35-2), 30-25, 30-19, 30-20

Williams Wins New England Region, Advances to NCAA Quarterfinals

Mid-Atlantic Region - at Juniata

#5 Gettysburg def. #4 Frostburg St. (25-10), 27-30, 27-30, 30-14, 30-25, 15-13

#3 Eastern def. #6 Rowan (27-9), 30-18, 30-26, 30-21

#1 Juniata def. #5 Gettysburg (24-14), 30-17, 30-17, 30-20
 #2 King's, Pa. def. #3 Eastern (32-6), 33-31, 30-19, 22-30, 30-17
 #1 Juniata (32-4) def. #2 King's (39-2), 30-22, 30-21, 30-21

Juniata Wins Mid-Atlantic Region, Advances to NCAA Quarterfinals

New York Region - at Nazareth

#4 Vassar def. #5 Union, N.Y. (23-11), 34-32, 25-30, 30-14, 30-28
 #3 Oneonta St. def. #6 Hunter (27-15), 26-30, 26-30, 31-29, 30-22, 15-12
 #1 Nazareth def. #4 Vassar (25-7), 30-25, 30-19, 30-23
 #2 New York def. #3 Oneonta St. (31-13), 24-30, 26-30, 30-25, 33-31, 15-9
 #1 Nazareth (35-5) def. #2 New York U. (34-15), 30-16, 30-23, 30-27

Nazareth Wins New York Region, Advances to NCAA Quarterfinals

South Region - at Emory

#4 Washington & Lee def. #5 Christopher Newport (24-8), 30-19, 30-27, 28-30, 30-20
 #6 Savannah A&D def. #3 East Texas Baptist (25-11), 30-24, 21-30, 31-29, 30-21
 #1 Trinity, Texas def. #4 Washington & Lee (32-8), 30-17, 30-22, 30-18
 #2 Emory def. #6 Savannah A&D (23-12), 30-23, 30-15, 30-27
 #1 Trinity, Texas (35-4) def. #2 Emory (34-6), 30-27, 31-29, 30-23

Trinity Wins South Region, Advances to NCAA Quarterfinals

Central Region - at Washington Univ. (Mo.)

#4 St. Olaf def. #5 Maryville (28-8), 30-27, 30-23, 25-30, 30-14
 #3 Nebraska Wesleyan def. #6 Fontbonne (17-8), 30-24, 30-17, 30-13
 #1 Washington, Mo. def. #4 St. Olaf (20-14), 30-20, 30-23, 30-16
 #2 Wartburg def. #3 Nebraska Wesleyan (20-10), 22-30, 30-18, 23-30, 30-27, 15-7
 #1 Washington, Mo. (39-1) def. #2 Wartburg (30-10), 30-22, 30-11, 30-22

Washington Univ. Wins Central Region, Advances to NCAA Quarterfinals

West Region - at Whitworth

#4 Puget Sound def. #5 Colorado College (18-12), 29-31, 30-12, 30-23, 31-29
 #3 La Verne def. #6 St. Joseph's, N.Y. (23-5), 30-11, 30-15, 30-27
 #1 Cal St. Hayward def. #4 Puget Sound (22-8), 29-31, 23-30, 30-23, 30-25, 15-8
 #2 Whitworth def. #3 La Verne (22-6), 25-30, 30-19, 30-24, 30-22
 #1 Cal St. Hayward (32-1) def. #2 Whitworth (24-3), 30-20, 30-23, 30-25

Cal St. Hayward Wins West Region, Advances to NCAA Quarterfinals

[[Home Court](#) | [News](#) | [Meet the Team](#) | [Membership](#) | [Convention](#) | [Job Line](#) | [Collegiate Game](#)]

[[Open Play Dates](#) | [Sports Medicine](#) | [Summer Camps](#) | [Products, Books, Videos](#) | [Advertising/Sponsorships](#) | [Forms & Packets](#) | [Links](#)]



Copyright © 1996-2001 AVCA Online. All rights reserved.

AVCA Division III Coaches Top 25 Poll #6 - October 23, 2002

* Records and Results as of Sunday, October 20

Rank	School (First-Place Votes)	Total Points	2002 Record	Last Poll
1	Washington, Mo. (15)	398	30-0	1
2	Cal State Hayward	376	24-1	2
3	Juniata (1)	356	22-2	3
4	Trinity University	342	25-4	4
5	Wisconsin-River Falls	340	24-3	5
6-tie	Mount St. Joseph	321	26-2	7
6-tie	Wisconsin-Whitewater	321	23-3	6
8	Whitworth	287	18-1	8
9	Emory	276	24-4	9
10	La Verne	237	13-5	10
11	Wartburg	230	21-5	11
12	Ohio Northern	208	17-8	13
13	Baldwin-Wallace	186	23-4	15
14	Nebraska Wesleyan	184	15-8	14
15	Wittenberg	171	24-5	16
16	Puget Sound	138	15-7	12
17	Elmhurst	129	22-5	18
18	Central (Iowa)	119	13-8	20
19	St. Thomas (Minn.)	103	22-2	17
20	Wisconsin-Stout	98	22-5	19
21	George Fox	92	15-4	NR
22	Gordon	71	25-0	22
23	Pacific Lutheran	39	13-4	NR
24	Ithaca	38	22-6	21
25	East Texas Baptist	25	19-9	NR


Others receiving points and listed on two or more ballots: Wisconsin-La Crosse (22), New York U. (19), King's (Pa.) (16), MIT (13), Southwestern (Texas) (11), Wellesley (6), Eastern (3), Carnegie Mellon (2).

Four schools listed on only one ballot representing a total of 23 points.

NEXT POLL: Oct. 30, 2002.

[[Home Court](#) | [News](#) | [Meet the Team](#) | [Membership](#) | [Convention](#) | [Job Line](#) | [Collegiate Game](#)]

[[Open Play Dates](#) | [Sports Medicine](#) | [Summer Camps](#) | [Products, Books, Videos](#) | [Advertising/Sponsorships](#) | [Forms & Packets](#) | [Links](#)]



Copyright © 1996-2002 AVCA Online. All rights reserved.

NCAA Division III Volleyball Weekly Results for Oct. 20, 2002

Central Region

1. Washington (Mo.) (30-0) * AVCA Poll #1

def. #14 Nebraska-Wesleyan 3-0; def. St. Olaf 3-1; def. Fontbonne 3-0; def. Simpson 3-0; def. Southern Illinois-Edwardsville (Div. II)

2. Wartburg (21-5) * AVCA Poll #11

def. Coe 3-0

3. Nebraska Wesleyan (15-8) * AVCA Poll #14

lost to #1 Washington, Mo. 0-3; def. Fontbonne 3-0; def. St. Olaf 3-0; def. Simpson 3-2

4. Central (Iowa) (13-8) * AVCA Poll #20

def. Dubuque 3-1; def. #17 St. Thomas 3-2; lost to #9 Emory 1-3; lost to #7 Mount St. Joseph 0-3; lost to Illinois Wesleyan 1-3; def. Springfield 3-1

5. St. Thomas (Minn.) (22-2) * AVCA Poll #17

lost to St. Mary's, MN 1-3; lost to #20 Central 2-3; def. Oneonta 3-0; def. Springfield 3-0; lost to #9 Emory 1-3; lost to #7 Mount St. Joseph 0-3

6. Simpson (15-11)

def. Fontbonne 3-1; def. St. Olaf 3-0; lost to #14 Nebraska Wesleyan 2-3; lost to #1 Washington, Mo. 0-3; def. Luther 3-0

7. St. Olaf (14-11)

def. Macalester 3-0; lost to Simpson 0-3; lost to #1 Washington, Mo. 1-3; lost to #14 Nebraska Wesleyan 0-3; lost to Fontbonne 2-3

8. Loras (25-5)

def. Cornell 3-0

Great Lakes Region

1. Mount St. Joseph (26-2) * AVCA Poll #7

def. Thomas More 3-0; def. Springfield 3-0; def. Greensboro 3-0; def. #20 Central (Iowa) 3-0; def. #17 St. Thomas 3-0

2. Ohio Northern (17-8) * AVCA Poll #13

def. Capital 3-0; def. Marietta 3-0

3. Baldwin-Wallace (23-4) * AVCA Poll #15

def. Heidelberg 3-0; def. Wilmington 3-0

4. Wittenberg (24-5) * AVCA Poll #16

def. Hiram 3-0; def. Denison 3-0

5. Carnegie Mellon (16-9)

lost to Indiana (Pa.) (DII) 0-3

6. Franklin (20-4)
def. Manchester 3-0

7. Capital University (26-8)
lost to #13 Ohio Northern 0-3; def. Mt. Union 3-0

8. DePauw (18-8)
lost to #7 Mount St. Joseph 1-3; def. Sewanee 3-0; def. Centre 3-1; def. Rose Hulman 3-0; def. Oglethorpe 3-0

Mid-Atlantic Region

1. Juniata (22-2) * AVCA Poll #3
def. Redlands 3-1; def. Susquehanna 3-0; def. Lebanon Valley 3-0; def. Wellesley 3-2

2. King's (Pa.) (31-1) * AVCA Poll #23
def. DeSales 3-0; def. Richard Stockton 3-0; def. Gallaudet 3-0; def. Moravian 3-0; lost to Eastern 2-3; def. Scranton 3-1

3. Eastern (24-4)
def. Neumann 3-0; def. Scranton 3-0; def. Salisbury 3-0; def. #23 King's Pa. 3-2; lost to Moravian 0-3

4. Moravian (18-7)
def. Elizabethtown 3-0; def. Notre Dame 3-0; def. McDaniel 3-0; lost to #23 King's Pa. 0-3; def. Eastern 3-0

5. Frostburg State (21-9)
lost to Waynesburg 0-3; def. Seton Hill (NAIA) 3-0; def. Lake Erie 3-0; def. Penn St-Behrend 3-2; def. Pitt Bradford 3-1

6. Franklin & Marshall (23-6)
def. Muhlenberg 3-0; def. Bryn Mawr 3-0; def. Catholic 3-2; lost to Widener 1-3

7. Catholic (28-5)
def. York 3-1; def. Bryn Mawr 3-0; lost to Franklin and Marshall 2-3; def. Baptist Bible 3-0

8. Messiah (20-7)
def. Albright 3-0; def. Gwynedd Mercy 3-0

Midwest Region

1. Wisconsin-River Falls (24-3) * AVCA Poll # 5
def. Platteville 3-0; def. #24 Wisconsin-La Crosse 3-0

2. Wisconsin-Whitewater (23-3) * AVCA Poll # 6
def. St. Point 3-1; def. Wisconsin-Eau Claire 3-0; def. Superior 3-1

3. Elmhurst (22-5) * AVCA Poll #18
lost to Lake Forest 2-3; def. Lewis and Clark 3-1; lost to Pacific Lutheran 1-3; def. Chicago 3-0

4. Wisconsin-Stout (22-5) * AVCA Poll # 19
lost to Wisconsin-Eau Claire 1-3; def. #24 Wisconsin-La Crosse 3-1; def. Platteville 3-0
5. Wisconsin-La Crosse (19-6) * AVCA Poll # 24
def. Platteville 3-1; lost to #19 Wisconsin-Stout 1-3; lost to #5 River Falls 0-3
6. Wisconsin-Eau Claire (17-8)
def. #19 Wisconsin-Stout 3-1; lost to #6 Whitewater 0-3; def. St. Point 3-0
7. Lakeland (24-4) * AVCA Poll #25
def. Marian 3-0; def. Ripon 3-2; def. Bethel 3-2; lost to Wisconsin-Oshkosh 2-3; def. Dominican 3-0
8. Wisconsin-Oshkosh (16-15)
def. Illinois College 3-0; def. Dominican 3-0; def. #25 Lakeland 3-2; lost to Bethel

New England Region

1. Gordon (25-0) * AVCA Poll #22
def. Eastern Nazarene 3-0
2. MIT (25-2)
def. Smith 3-1; def. Plymouth St. 3-0; def. Cal Tech 3-0
3. Wellesley (13-4)
def. Springfield 3-2; lost to #3 Juniata 2-3
4. Williams (25-3)
def. Connecticut College 3-0; def. Wesleyan University 3-0; def. Trinity College 3-0
5. Amherst (16-3)
def. Westfield St. 3-0; def. Bowdoin 3-0; lost to Colby 1-3; def. Bates 3-0
6. Coast Guard (16-4)
def. Mt. Holyoke 3-0; def. King's Point 3-1; def. St. Joe's (NY) 3-0
7. Springfield (17-9)
lost to Wellesley 2-3; def. SUNY-Oneonta 3-1; lost to #7 Mount St. Joseph 0-3; lost to Illinois Wesleyan 2-3; lost to #17 St. Thomas 0-3; lost to #20 Central 1-3
8. Colby College (18-7)
def. Bowdoin 3-0; def. Bates College 3-0; def. Amherst 3-1; lost to Tufts 0-3

New York Region

1. Ithaca (22-6) * AVCA Poll #21
lost to New York University 0-3; def. RIT 3-1; def. Cortland 3-0; def. Skidmore 3-1; def. Brockport 3-1;
def. Utica 3-0; def. Cortland 3-1
2. New York U. (26-8)

def. Hunter 3-0; def. #21 Ithaca 3-0; def. Brockport 3-0; def. Cortland 3-0; def. Skidmore 3-0

3. Nazareth (22-5)

Did not play

4. SUNY Oneonta (22-8)

lost to Illinois Wesleyan 0-3; lost to Greensboro 2-3; lost to #17 St. Thomas 0-3; lost to Springfield 1-3

5. SUNY Cortland (18-10)

def. Skidmore 3-1; def. Hunter 3-0; lost to #21 Ithaca 0-3; lost to New York U. 0-3; lost to RIT 0-3; lost to #21 Ithaca 1-3

6. Vassar (18-2)

Did not play

7. Union (N.Y.) (17-6)

def. Russell Sage 3-0

8. SUNY Geneseo (19-7)

def. Clarkson 3-0; lost to Fredonia 0-3; def. Hartwick 3-0; def. St. Lawrence 3-1; lost to Rochester 2-3

South Region

1. Trinity (Texas) (25-4) * AVCA Poll #4

def. Rhodes College 3-0; def. Southwestern 3-2; def. Hendrix 3-0; def. Millsaps 3-0

2. Emory (24-4) * AVCA Poll #9

def. Greensboro 3-0; def. Illinois Wesleyan 3-0; def. #20 Central 3-1; def. #17 St. Thomas 3-2

3. East Texas Baptist (19-9)

def. University of Dallas 3-0; def. Austin College 3-0; lost to Quachiatia Baptist (Div. II) 1-3; lost to Harding (Div. II) 0-3

4. Southwestern (Texas) (22-7)

def. Hendrix 3-0; lost to #4 Trinity 2-3; def. Millsaps 3-1; def. Rhodes 3-1

5. Christopher Newport (15-5)

Did not play

6. Washington & Lee (22-5)

def. Emory and Henry 3-0; def. Randolph Macon 3-0; def. Lynchburg 3-0; def. Virginia Wesleyan 3-0; def. Villa Julie 3-0

7. McMurray (18-5)

def. Texas Lutheran 3-1; def. Shreiner 3-0

8. SCAD (19-7)

def. Flagler (NAIA) 3-2; def. SUNY-Farmingdale 3-0; def. Kean 3-0

West Region

1. Whitworth (18-1) * AVCA Poll #8
def. Whitman 3-0; def. Willamette 3-0
2. Cal State Hayward (24-1) * AVCA Poll #2
def. #10 La Verne 3-2; def. Redlands 3-2
3. La Verne (13-5) * AVCA Poll #10
lost to #2 Cal State Hayward 2-3
4. George Fox (15-4)
def. Pacific 3-0; def. #12 Puget Sound 3-1
5. Puget Sound (15-7) * AVCA Poll #12
lost to Linfield 2-3; lost to George Fox 1-3
6. Pacific Lutheran (13-4)
def. Elhurst 3-1; def. Lewis and Clark 3-0; def. Pacific 3-0
7. Linfield (11-4)
def. #12 Puget Sound 3-2; def. Lewis and Clark 3-0
8. Colorado College (15-7)
def. Colorado-Coloado Springs (Div. II) 3-2



**Women's Volleyball
Division III
Aces Per Game
Through Games 10/20/02**

Min. 2.80

Rank	Team	G	Aces	Per Game
1	Mass. Maritime	53	261	4.92
2	Mount Ida	63	297	4.71
3	Rowan	90	410	4.56
4	Ramapo	58	264	4.55
5	Notre Dame (Md.)	104	471	4.53
6	Mt. St. Mary (N.Y.)	53	232	4.38
7	Chris. Newport	72	295	4.10
8	Springfield	91	350	3.85
9	New York U.	112	428	3.82
10	Gordon	79	291	3.68
11	Bridgewater St.	83	303	3.65
12	WPI	57	207	3.63
13	Wentworth Inst.	74	266	3.59
14	Rutgers-Newark	60	213	3.55
15	Mary Washington	87	305	3.51
16	St. Joseph's (Me.)	85	291	3.42
17	Hood	59	201	3.41
18	Keene St.	46	156	3.39
19	New Jersey City	73	246	3.37
20	Eastern Conn. St.	96	323	3.36
21	Endicott	96	321	3.34
22	Stevens Tech	63	210	3.33
23	Calvin	86	285	3.31
24	Kean	110	364	3.31
25	Western Conn. St.	92	304	3.30
26	Colby	87	287	3.30
27	Methodist	94	309	3.29
28	Chatham	52	168	3.23
29	Maritime (N.Y.)	32	103	3.22
30	FDU-Madison	78	251	3.22



**Women's Volleyball
Division III
Assists Per Game
Through Games 10/20/02**

Minimum for this category is 11.50

Rank	Team	G	Assists	Per Game
------	------	---	---------	----------

1	St. Thomas (Minn.)	108	1665	15.42
2	Ohio Northern	91	1371	15.07
3	Wittenberg	103	1536	14.91
4	Carnegie Mellon	91	1323	14.54
5	Whitworth	67	964	14.39
6	Wis.-Whitewater	94	1336	14.21
7	Trinity (Tex.)	96	1363	14.20
8	Chris. Newport	72	1009	14.01
9	Baldwin-Wallace	90	1258	13.98
10	Wis.-La Crosse	85	1178	13.86
11	Calvin	86	1186	13.79
12	Mount Union	91	1249	13.73
13	Emory	101	1384	13.70
14	Mt. St. Joseph	93	1274	13.70
15	Skidmore	118	1600	13.56
16	Gordon	79	1067	13.51
17	Washington (Mo.)	100	1337	13.37
18	Wartburg	95	1262	13.28
19	Wis.-Stout	93	1231	13.24
20	Puget Sound	79	1045	13.23
21	Concordia (Ill.)	110	1454	13.22
22	Juniata	86	1136	13.21
23	Wis.-River Falls	90	1187	13.19
24	Nazareth	88	1160	13.18
25	Loras	103	1354	13.15
26	Anderson (Ind.)	89	1165	13.09
27	Eastern	97	1261	13.00
28	Roanoke	84	1086	12.93
29	Ripon	91	1171	12.87
30	Pacific Lutheran	68	873	12.84



**Women's Volleyball
Division III
Blocks Per Game
Through Games 10/20/02**

Min. 2.25

Rank	Team	G	Block Solos	Block Assists	Per Game
1	Gordon	79	405	309	7.08
2	Marian (Wis.)	84	163	694	6.07
3	Waynesburg	117	299	425	4.37
4	Baldwin-Wallace	90	198	389	4.36
5	Marywood	76	208	212	4.13
6	Clarkson	89	241	230	4.00
7	CCNY	80	291	32	3.84
8	Westminster (Pa.)	112	260	327	3.78

9	Hiram	95	183	332	3.67
10	Gallaudet	94	237	216	3.67
11	Wellesley	59	76	277	3.64
12	Illinois Col.	76	107	311	3.45
13	Randolph-Macon	74	174	146	3.34
14	Bowdoin	82	151	231	3.25
15	St. Thomas (Minn.)	108	105	486	3.22
16	Neb. Wesleyan	83	83	365	3.20
17	Hardin-Simmons	96	200	213	3.19
18	Defiance	75	72	333	3.18
19	Denison	78	121	247	3.13
20	George Fox	66	94	219	3.08
21	Rutgers-Camden	50	145	10	3.00
22	Wis.-Oshkosh	112	162	331	2.92
23	Bethany (W.Va.)	109	160	313	2.90
24	Ithaca	97	117	329	2.90
25	Amherst	63	64	235	2.88
26	Chris. Newport	72	82	247	2.85
27	Middlebury	73	120	173	2.83
28	Franklin	90	193	122	2.82
29	Austin	101	112	344	2.81
30	Mary Washington	87	140	206	2.79



**Women's Volleyball
Division III
Digs Per Game
Through Games 10/20/02**

Min. 18.00

Rank	Team	G	Digs	Per Game
1	Hunter	80	2306	28.83
2	Rowan	90	2514	27.93
3	Wm. Paterson	81	1994	24.62
4	Concordia (Ill.)	110	2692	24.47
5	Rochester Inst.	94	2266	24.11
6	Baldwin-Wallace	90	2145	23.83
7	George Fox	66	1569	23.77
8	Maritime (N.Y.)	32	760	23.75
9	Keene St.	46	1088	23.65
10	Catholic	108	2546	23.57
11	Anderson (Ind.)	89	2062	23.17
12	Concordia (Wis.)	77	1778	23.09
13	Ursinus	89	2049	23.02
14	Richard Stockton	101	2318	22.95
15	Maryville (Tenn.)	87	1988	22.85
16	McDaniel	86	1941	22.57

17	Ohio Northern	91	2049	22.52
18	St. Thomas (Minn.)	108	2425	22.45
19	Wheaton (Mass.)	84	1882	22.40
20	Capital	112	2509	22.40
21	Millikin	95	2126	22.38
22	Wash. & Jeff.	97	2161	22.28
23	Centre	118	2612	22.14
24	Dickinson	95	2091	22.01
25	Hamilton	50	1099	21.98
26	Beloit	91	1988	21.85
27	Carnegie Mellon	91	1980	21.76
28	Marietta	95	2050	21.58
29	Wis.-La Crosse	85	1834	21.58
30	Dominican (Ill.)	119	2567	21.57



**Women's Volleyball
Division III
Hitting Percentage
Through Games 10/20/02**

Minimum for this category is .240

Rank	Team	Kills	Errors	Total Attacks	Pct.
1	Marywood	809	192	1452	0.425
2	Emory	1513	417	3196	0.343
3	Mount Union	1403	326	3419	0.315
4	Ithaca	1358	392	3095	0.312
5	Puget Sound	1208	375	2780	0.300
6	St. Thomas (Minn.)	1811	566	4175	0.298
7	Alvernia	610	187	1419	0.298
8	Notre Dame (Md.)	1379	470	3059	0.297
9	Trinity (Tex.)	1466	381	3675	0.295
10	Rowan	1261	322	3232	0.291
11	Roanoke	1289	458	2909	0.286
12	Amherst	854	232	2184	0.285
13	Williams	1268	405	3031	0.285
14	Washington (Mo.)	1556	477	3798	0.284
15	Concordia-M'head	1205	360	2989	0.283
16	Nazareth	1355	495	3095	0.278
17	Gordon	1179	381	2872	0.278
18	Averett	1346	504	3099	0.272
19	La Roche	672	333	1255	0.270
20	Colby	1155	421	2732	0.269
21	Concordia (Ill.)	1622	509	4154	0.268
22	Loras	1429	464	3651	0.264
23	Moravian	1276	462	3087	0.264
24	Denison	987	266	2743	0.263

25	Wash. & Lee	1240	469	2946	0.262
26	Baldwin-Wallace	1390	454	3580	0.261
27	Savannah A&D	1161	352	3106	0.260
28	Pitt.-Bradford	1041	372	2572	0.260
29	Wesleyan (Conn.)	1150	420	2812	0.260
30	Lawrence	1151	408	2874	0.259



**Women's Volleyball
Division III
Kills Per Game
Through Games 10/20/02**

Minimum for this category is 13.25

Rank	Team	G	Kills	Per Game
1	Skidmore	118	2246	19.03
2	St. Thomas (Minn.)	108	1811	16.77
3	Ohio Northern	91	1489	16.36
4	Whitworth	67	1066	15.91
5	Mt. St. Joseph	93	1461	15.71
6	Juniata	86	1348	15.67
7	Washington (Mo.)	100	1556	15.56
8	Wittenberg	103	1599	15.52
9	Carnegie Mellon	91	1411	15.51
10	Wis.-Whitewater	94	1453	15.46
11	Baldwin-Wallace	90	1390	15.44
12	Mount Union	91	1403	15.42
13	Nazareth	88	1355	15.40
14	Roanoke	84	1289	15.35
15	Puget Sound	79	1208	15.29
16	Trinity (Tex.)	96	1466	15.27
17	Willamette	68	1024	15.06
18	Wis.-La Crosse	85	1274	14.99
19	Emory	101	1513	14.98
20	Gordon	79	1179	14.92
21	Defiance	75	1115	14.87
22	Wartburg	95	1412	14.86
23	Chris. Newport	72	1066	14.81
24	Concordia (Ill.)	110	1622	14.75
25	Calvin	86	1267	14.73
26	Anderson (Ind.)	89	1310	14.72
27	Moravian	87	1276	14.67
28	Southwestern (Tex.)	102	1492	14.63
29	Wis.-River Falls	90	1312	14.58
30	La Verne	63	912	14.48

Women's Volleyball



**Division III
Match W-L Pctg.
Through Games 10/20/02**

Minimum for this category is .750

Rank	Team	W	L	Pct.
1	Gordon	25	0	1.000
	Washington (Mo.)	30	0	1.000
3	Cal St. Hayward	24	1	0.960
4	Whitworth	18	1	0.947
5	Mt. St. Joseph	26	2	0.929
6	MIT	25	2	0.926
7	Juniata	22	2	0.917
8	Williams	25	3	0.893
9	Wis.-River Falls	24	3	0.889
	Wis.-Whitewater	24	3	0.889
11	Roanoke	22	3	0.880
12	Bridgewater (Va.)	21	3	0.875
13	Trinity (Tex.)	25	4	0.862
14	Eastern	24	4	0.857
15	Baldwin-Wallace	23	4	0.852
16	Amherst	16	3	0.842
17	Catholic	25	5	0.833
	FDU-Madison	20	4	0.833
	Franklin	20	4	0.833
	Loras	25	5	0.833
21	Emory	24	5	0.828
	Wittenberg	24	5	0.828
23	Elmhurst	22	5	0.815
	Nazareth	22	5	0.815
	Wash. & Lee	22	5	0.815
	Wis.-Stout	22	5	0.815
27	Monmouth (Ill.)	21	5	0.808
	Wartburg	21	5	0.808
29	Coast Guard	16	4	0.800
	Maryville (Tenn.)	20	5	0.800
	Plymouth St.	20	5	0.800
	St. Thomas (Minn.)	24	6	0.800



**Women's Volleyball
Division III
Aces Per Game
Through Games 10/20/02**

Min. 0.75

Rank	Name, Team	CL	G	Aces	Per Game
1	Jamie Hoke, Mass. Maritime	So.	42	96	2.29
2	Jasmin Ryan, Brooklyn	Fr.	43	68	1.58
3	Erja Vettenranta, CCNY	So.	80	111	1.39
4	Tara Monastero, Mt. St. Mary (N.Y.)	Sr.	41	56	1.37
5	Caitlin Farrell, Arcadia	So.	61	80	1.31
6	Jezel Rodriguez, Hunter	Sr.	112	142	1.27
7	Lauren Dahill, Mass. Maritime	Sr.	52	64	1.23
8	Lauren Benson, Mount Ida	Fr.	57	70	1.23
9	Karen Sollenberger, Messiah	Sr.	100	115	1.15
10	Stephanie Miller, East. Mennonite	Jr.	84	95	1.13
11	Ashley Windisch, Notre Dame (Md.)	Fr.	104	115	1.11
12	Katie Heslin, Rowan	Jr.	89	98	1.10
13	Katie Gwiazdowski, Notre Dame (Md.)	Fr.	104	114	1.10
14	Sarah Libby, Mary Washington	Sr.	86	93	1.08
15	Kaitlin Rinaldi, Ramapo	Fr.	50	54	1.08
16	Robin Pearce, Rutgers-Newark	So.	60	63	1.05
17	Amy Clark, Baruch	Jr.	61	62	1.02
18	Erin Meredith, Eastern	Fr.	97	97	1.00
	Kris Sather, Concordia-M'head	So.	84	84	1.00
20	Deborah Porterfield, N.C. Wesleyan	Jr.	91	89	0.98
21	Jeanette Arnold, Mount Ida	Fr.	61	59	0.97
22	Jen Crout, Elmira	Jr.	88	85	0.97
23	Margaret Abdelkodoos, Stevens Tech	So.	56	54	0.96
24	Jennifer Pollakusky, Wellesley	Jr.	54	52	0.96
25	Lindsey Weston, Ramapo	So.	47	45	0.96
26	Theresa Dwenger, Methodist	Sr.	93	89	0.96
27	Kerri Koslosky, John Jay	Jr.	87	83	0.95
28	Kimberly Prescott, Colby	Jr.	81	76	0.94
29	Sara Shortway, Richard Stockton	Sr.	100	93	0.93
30	Christine Hammond, Peace	Fr.	67	61	0.91



**Women's Volleyball
Division III
Assists Per Game
Through Games 10/20/02**

Min. 9.50

Rank	Name, Team	CL	G	Assists	Per Game
------	------------	----	---	---------	----------

1	Jane Gibbs, St. Thomas (Minn.)	Jr.	84	1228	14.62
2	Sarah Yuskewich, Wittenberg	So.	96	1401	14.59
3	Erika Roof, Ohio Northern	Fr.	88	1206	13.70
4	Laura Tucker, Calvin	Sr.	83	1103	13.29
5	Carli Dale, Juniata	So.	76	1009	13.28
6	Katie Snyder, Mount Union	Jr.	91	1208	13.27
7	Ashley Farrimond, Trinity (Tex.)	So.	82	1071	13.06
8	Amy Bergvall, Carnegie Mellon	Sr.	84	1068	12.71
9	Amber Jenks, Concordia (Ill.)	Jr.	108	1371	12.69
10	Kerry Helm, Baldwin-Wallace	Jr.	86	1075	12.50
11	Kristin Dettman, Wis.-Whitewater	Sr.	70	870	12.43
12	Tanya Foldy, Wis.-La Crosse	Fr.	85	1048	12.33
13	Jeremi Mitchel, Anderson (Ind.)	Sr.	89	1094	12.29
14	Brook Cann, Otterbein	Sr.	90	1105	12.28
15	Remley Dodge, Emory	Fr.	96	1166	12.15
16	Allison Smith, DePauw	Sr.	89	1065	11.97
17	Ashley Moka, Nazareth	Jr.	87	1036	11.91
18	Melissa Cowan, St. Mary's (Minn.)	Sr.	91	1081	11.88
19	Angie Hulse, Wartburg	Sr.	87	1032	11.86
20	Kristen Anderson, Loras	Jr.	99	1170	11.82
21	Kathleen Clifford, Benedictine (Ill.)	Sr.	98	1153	11.77
22	Courtney Lambert, Skidmore	So.	118	1383	11.72
23	Megan Apperson, Puget Sound	Jr.	69	808	11.71
24	Holly Holland, Roanoke	Jr.	84	981	11.68
25	Sarah Britt Johnson, Gordon	Jr.	79	922	11.67
26	Katie Annand, Wesleyan (Conn.)	So.	73	847	11.60
27	Maile Norman, Coast Guard	Sr.	63	727	11.54
28	Nicole Weedman, Whitworth	Sr.	52	599	11.52
29	Jackie Skibbie, Frank. & Marsh.	Fr.	78	898	11.51
30	Andrea Hemple, Wis.-Eau Claire	Sr.	87	993	11.41



**Women's Volleyball
Division III
Blocks Per Game
Through Games 10/20/02**

Min. 1.20

Rank	Name, Team	CL	G	Block Solos	Block Assists	Total	Per Game
1	Lauren Barnes, Gordon	Jr.	76	148	83	231	3.04
2	Deanna Dolgner, Marian (Wis.)	Jr.	84	57	176	233	2.77
3	Sarah Ott, Marian (Wis.)	Jr.	84	59	165	224	2.67
4	Shannon Kentner, Clarkson	So.	79	117	55	172	2.18
5	Stephanie Parker, Gordon	Sr.	74	108	53	161	2.18
6	Joy Silver, Rutgers-Camden	Jr.	61	131	0	131	2.15
7	Kathy Twaddle, Waynesburg	Sr.	117	110	138	248	2.12
8	Michelle Oros, Marywood	Fr.	70	87	56	143	2.04

9	Angelin Frias, CCNY	So.	68	122	9	131	1.93
10	Erin Murphy, Defiance	So.	69	31	96	127	1.84
11	Lindsey Fuller, Neb. Wesleyan	So.	79	47	98	145	1.84
12	Amanda Morris, Randolph-Macon	Fr.	83	89	61	150	1.81
13	Kelsey Bruce, Illinois Col.	Jr.	72	29	98	127	1.76
14	Erja Vettenranta, CCNY	So.	80	125	13	138	1.73
15	Courtney Johnson, Marian (Wis.)	Sr.	84	19	123	142	1.69
16	Amie Lee Aschenbeck, St. Thomas (Minn.)	So.	73	23	99	122	1.67
17	Laura Leach, Baldwin-Wallace	So.	90	40	110	150	1.67
18	Jessica Rueben, Bowdoin	Sr.	82	98	34	132	1.61
19	Ann Connelly, Marywood	Jr.	71	61	52	113	1.59
20	Shelly Schultens, George Fox	Sr.	61	44	53	97	1.59
21	Kristy Furto, Benedictine (Ill.)	Sr.	98	57	98	155	1.58
22	Katie Spehar, Westminster (Pa.)	Sr.	111	96	78	174	1.57
23	Joya Chadwick, Williams	So.	95	73	71	144	1.52
24	Jessica Raymond, Ithaca	Sr.	96	46	98	144	1.50
25	Renee Klauss, Utica/Rome	Sr.	53	79	0	79	1.49
26	Lori Staszewski, Rowan	Sr.	87	109	19	128	1.47
27	Cassie Palmer, Baldwin-Wallace	Jr.	90	54	77	131	1.46
28	Lori Papineau, Augustana (Ill.)	Sr.	108	75	82	157	1.45
29	Bobbi Wymer, Hiram	Jr.	95	53	84	137	1.44
30	Emily Beckwith, Illinois Col.	Jr.	65	18	75	93	1.43



**Women's Volleyball
Division III
Digs Per Game
Through Games 10/20/02**

Minimum for this category is 3.75

Rank	Name, Team	CL	G	Digs	Per Game
1	Karen Tobias, Maryville (Tenn.)	So.	80	647	8.09
2	Holly Johnson, Capital	Sr.	105	705	6.71
3	Molly Schrader, Ohio Northern	Sr.	84	540	6.43
4	Barb Dalgish, Hamilton	Sr.	49	312	6.37
5	Shannon Fraszczak, Concordia (Wis.)	Jr.	72	454	6.31
6	Sylvia Klus, FDU-Madison	Sr.	75	472	6.29
7	Kate Kost, Baldwin-Wallace	Sr.	90	549	6.10
8	Katie Bequette, Elmhurst	Jr.	92	559	6.08
9	Ashley Lankin, Dickinson	Fr.	85	487	5.73
10	Trisha Balkema, Calvin	Jr.	80	456	5.70
11	Laurel Wipperfurth, Milwaukee Engr.	Sr.	60	338	5.63
12	Andrea Winter, Concordia (Ill.)	Jr.	110	616	5.60
13	Elizabeth Michael, Anderson (Ind.)	Sr.	89	493	5.54
14	Joy Chiu, Stevens Tech	Sr.	63	342	5.43
15	Katie Reynolds, St. Thomas (Minn.)	Sr.	101	543	5.38
16	Johanna Holtan, Juniata	Jr.	78	415	5.32

17	Kate Sorensen, Smith	Fr.	76	403	5.30
18	Joy Potter, Gordon	Sr.	74	391	5.28
19	Amanda Klufetos, North Park	So.	92	483	5.25
20	Kate Wall, McDaniel	Sr.	80	416	5.20
21	Kelly Taylor, Bridgewater St.	So.	83	429	5.17
22	Kara Hoeffner, Richard Stockton	So.	86	443	5.15
23	Kacy Nekoba, Claremont-M-S	Jr.	76	388	5.11
24	Lisa Fryman, Centre	So.	116	591	5.09
25	Katie Carroll, Otterbein	Sr.	89	453	5.09
26	Carrie Brankiewicz, Kalamazoo	Jr.	85	432	5.08
27	Mindi Cotner, George Fox	Sr.	62	315	5.08
28	Nicole Bostic, George Fox	Jr.	66	335	5.08
29	Lauren Schmidt, Carnegie Mellon	Sr.	89	449	5.04
30	Jennifer Grimes, Franklin	Sr.	75	378	5.04



**Women's Volleyball
Division III
Hitting Percentage
Through Games 10/20/02**

Must average 4.0 attacks per game.

Minimum for this category is .330

Rank	Name, Team	CL	G	Kills	Errors	Total Attacks	Pct.
1	Erja Vettenranta, CCNY	So.	80	584	97	882	0.552
2	Kindra Lewis, Alvernia	Sr.	56	214	25	358	0.528
3	Michelle Oros, Marywood	Fr.	70	175	38	281	0.488
4	Eliza Allen, Wesleyan (Conn.)	Sr.	82	375	85	655	0.443
5	Megan Snyder, La Roche	So.	77	208	58	339	0.442
6	Lauree Dermeyer, Adrian	So.	100	533	106	980	0.436
7	Monica Robbins, Emory	So.	94	267	63	471	0.433
8	Joya Chadwick, Williams	So.	95	344	75	624	0.431
9	Lis Pollock, Lawrence	Sr.	87	398	72	778	0.419
10	Shannon Leonard, Loras	Sr.	98	380	83	713	0.417
11	Amy Gibson, Greensboro	Jr.	91	352	83	646	0.416
12	Karen Elmgren, Puget Sound	Sr.	70	330	67	639	0.412
13	Christa Downey, Nazareth	Sr.	88	668	144	1279	0.410
14	Lori Staszewski, Rowan	Sr.	87	365	63	741	0.408
15	Susan Gaillard, Wash. & Lee	Fr.	87	236	57	440	0.407
16	Lori Pickle, Emory	Sr.	92	253	53	498	0.402
17	Kate Adams, Eastern	Jr.	94	429	88	851	0.401
18	Emily Beckwith, Illinois Col.	Jr.	65	260	53	520	0.398
19	Katie Reynolds, St. Thomas (Minn.)	Sr.	101	586	119	1181	0.395
20	Erin Hanlon, Oswego St.	Jr.	97	502	101	1018	0.394
21	Jessica Raymond, Ithaca	Sr.	96	331	63	687	0.390
22	Becky Turk, Denison	Sr.	77	270	45	579	0.389
23	Lauren Barnes, Gordon	Jr.	76	425	103	831	0.387

24	Cara Strzelczyk, New Jersey City	Sr.	70	319	86	604	0.386
25	Jessie Boyer, Otterbein	Sr.	91	288	54	608	0.385
26	Anny Price, Kalamazoo	So.	94	349	76	714	0.382
27	Erin Moore, Averett	Jr.	96	246	71	458	0.382
28	Kristin Papp, Trinity (Tex.)	Jr.	81	223	50	454	0.381
29	Jess DiCarlo, Mount Union	Fr.	89	294	47	649	0.381
30	Adriane Ougendal, Puget Sound	Jr.	77	353	76	739	0.375



**Women's Volleyball
Division III
Kills Per Game
Through Games 10/20/02**

Minimum for this category is 3.50

Rank	Name, Team	CL	G	Kills	Per Game
1	Christa Downey, Nazareth	Sr.	88	668	7.59
2	Erja Vettenranta, CCNY	So.	80	584	7.30
3	Sarah Mosher, Rockford	Jr.	83	574	6.92
4	Katie Reynolds, St. Thomas (Minn.)	Sr.	101	586	5.80
5	Angela Boscarello, Elmira	Jr.	87	489	5.62
6	Lauren Barnes, Gordon	Jr.	76	425	5.59
7	Katie Johann, Coast Guard	Sr.	63	342	5.43
8	Katie Campbell, Skidmore	Sr.	118	632	5.36
9	Lauree Dermeyer, Adrian	So.	100	533	5.33
10	Erin Hanlon, Oswego St.	Jr.	97	502	5.18
11	Lauren Schmidt, Carnegie Mellon	Sr.	89	447	5.02
12	Brianna Beckham, Sweet Briar	Jr.	68	329	4.84
13	Amy Lipetzky, St. Catherine	So.	58	280	4.83
14	Lulu Sewell, Emory	Jr.	90	433	4.81
15	Ali Mostue, Wellesley	Sr.	58	277	4.78
16	Jamie Walters, Benedictine (Ill.)	Sr.	98	466	4.76
17	Karen Elmgren, Puget Sound	Sr.	70	330	4.71
	Dinah Zebot, Grinnell	Sr.	98	462	4.71
19	Melissa Slusher, Roanoke	Jr.	84	393	4.68
20	Amanda Fark, Elmhurst	Sr.	95	439	4.62
21	Liz Wanless, Bates	Jr.	89	411	4.62
22	Adriane Ougendal, Puget Sound	Jr.	77	353	4.58
23	Lis Pollock, Lawrence	Sr.	87	398	4.57
24	Eliza Allen, Wesleyan (Conn.)	Sr.	82	375	4.57
25	Kate Adams, Eastern	Jr.	94	429	4.56
26	Cara Strzelczyk, New Jersey City	Sr.	70	319	4.56
27	Monica McDonald, Wittenberg	So.	99	450	4.55
28	Lauren Shears, Wm. Paterson	Fr.	81	365	4.51
29	Nici Workman, Capital	Jr.	104	466	4.48
30	Kim Zipf, Moravian	Jr.	79	353	4.47

AVCA Division III Coaches Top 25 Poll #4 - October 9, 2002

* Records and Results as of Sunday, October 6

Rank	School (First-Place Votes)	Total Points	2002 Record	Last Poll
1	Washington, Mo. (15)	399	21-0	1
2	Cal State Hayward (1)	381	19-1	2
3	Juniata	357	15-2	3
4	Trinity University	353	20-4	4
5	Wisconsin-River Falls	336	17-3	5
6	Wisconsin-Whitewater	319	20-3	6
7	Whitworth	296	14-1	7
8	Mount St. Joseph	293	16-2	8
9	Emory	263	17-3	9
10	Elmhurst	242	20-3	11
11	Puget Sound	233	14-4	12
12	Wittenberg	215	18-4	13
13	Nebraska Wesleyan	192	10-5	15
14	La Verne	188	11-3	14
15	Wartburg	161	16-4	10
16	Ohio Northern	150	13-8	16
17	St. Thomas (Minn.)	114	19-2	NR
18	Baldwin-Wallace	96	16-4	20
19	Wisconsin-Stout	89	19-4	22
20	Central (Iowa)	86	12-8	17-tie
21	Ithaca	81	15-5	17-tie
22	Gordon	76	20-0	21
23	Wisconsin-La Crosse	74	14-3	NR
24	Bethel (Minn.)	43	13-3	19
25	George Fox	39	12-2	NR

Others receiving points and listed on two or more ballots:


Nazareth 38, Carnegie Mellon 28, King's (Pa.) 17, East Texas Baptist 14, MIT 6.

Six schools listed on only one ballot representing a total of 21 points.

NEXT POLL: Oct. 16, 2002.

[[Home Court](#) | [News](#) | [Meet the Team](#) | [Membership](#) | [Convention](#) | [Job Line](#) | [Collegiate Game](#)]

[[Open Play Dates](#) | [Sports Medicine](#) | [Summer Camps](#) | [Products, Books, Videos](#) | [Advertising/Sponsorships](#) | [Forms & Packets](#) | [Links](#)]



Copyright © 1996-2002 AVCA Online. All rights reserved.

NCAA Division III Volleyball Weekly Results for Oct. 8, 2002

Central Region

1. Washington (Mo.) (21-0) * AVCA Poll #1
def. #10 Wartburg 3-1; def. Simpson 3-0; def. St. Olaf 3-1; def. #6 Wis.-Whitewater 3-2.
2. Nebraska Wesleyan (10-5) * AVCA Poll #15
def. Dana College (NAIA) 3-1.
3. Wartburg (16-4) * AVCA Poll #10
def. Loras 3-1; lost to #1 Washington U. 1-3; lost to St. Olaf 1-3; def. St. Mary's (Minn.) 3-2; def. Westminster (Mo.) 3-0.
4. St. Thomas (Minn.) (19-2)
def. Carleton 3-0; def. Wheaton (Mass.) 3-0; lost to #2 Cal State Hayward 2-3; def. #17-tie Ithaca 3-0; def. Wellesley 3-0.
5. Central (Iowa) (12-8) * AVCA Poll #17-tie
def. Coe 3-0; lost to Wis.-La Crosse 0-3; def. Webster 3-0; def. Minn.-Morris (DII) 3-0; def. St. Norbert 3-0.
6. Loras (22-5)
lost to #10 Wartburg 1-3; def. Trinity Int'l (NAIA) 3-1; def. Carthage 3-1; def. Concordia (Ill.) 3-0.
7. Bethel (Minn.) (13-3) * AVCA Poll #19
def. Concordia-Moorhead 3-1; lost to #22 Wis.-Stout 1-3; def. Viterbo (NAIA) 3-0.
8. St. Olaf (10-7)
def. St. Catherine's 3-0; lost #6 Wis.-Whitewater 0-3; def. #10 Wartburg 3-1; lost to #1 Washington U. 1-3; def. Simpson 3-2.

Great Lakes Region

1. Mount St. Joseph (16-2) * AVCA Poll #8
def. Hanover 3-0.
2. Wittenberg (18-4) * AVCA Poll #13
def. Oberlin 3-0; def. Wooster 3-0.
3. Ohio Northern (13-8) * AVCA Poll #16
def. #20 Baldwin-Wallace 3-2.
4. Baldwin-Wallace (16-4) * AVCA Poll #20
def. Muskingum 3-0; lost to #16 Ohio Northern 2-3.
5. Carnegie Mellon (13-7) * AVCA Poll #24
Idle.
6. Mount Union (16-5)

def. Case Western Reserve 3-0; def. Wilmington (Ohio) 3-0.

7. Franklin (17-4)
def. Anderson (Ind.) 3-1.

8. DePauw (14-7)
def. Millsaps 3-0; lost to #4 Trinity (Tex.) 0-3; lost to Southwestern (Tex.) 2-3; def. Hendrix 3-0; def. Rhodess 3-0.

Mid-Atlantic Region

1. Juniata (15-2) * AVCA Poll #3
def. Moravian 3-0; def. Frostburg St. 3-0; def. Grove City 3-0; def. SUNY Brockport 3-0; def. Indiana (Pa.) (DII) 3-2.

2. King's (Pa.) (21-0)
def. Scranton 3-0.

3. Franklin & Marshall (18-5)
lost to SUNY Cortland 1-3; lost to New York U. 1-3.

4. Eastern (18-3) * AVCA Poll #25
def. Alvernia 3-0; def. Rutgers-Newark 3-0; lost to Moravian 0-3.

5. Moravian (12-5)
lost to #3 Juniata 0-3; def. #25 Eastern 3-0; def. Rutgers-Newark 3-0.

6. Frostburg State (15-8)
def. Pitt.-Greensburg 3-0; lost to Pitt.-Johnstown (DII) 0-3; lost to SUNY Brockport 2-3; lost to #1 Juniata 0-3; lost to Grove City 2-3; lost to Indiana (Pa.) (DII) 0-3; def. Pitt.-Bradford 3-0.

7. Catholic (20-4)
def. Marymount (Va.) 3-0.

8. Messiah (16-5)
def. Lebanon Valley 3-0.

Midwest Region

1. Wisconsin-River Falls (17-3) * AVCA Poll #5
def. Wis.-Superior 3-0; def. Wis.-Stevens Point 3-0.

2. Wisconsin-Whitewater (20-3) * AVCA Poll #6
def. Wis.-La Crosse 3-0; def. St. Mary's (Minn.) 3-0; def. St. Olaf 3-0; def. Westminster (Mo.) 3-0; lost to #1 Washington U. 2-3.

3. Elmhurst (20-3) * AVCA Poll #11
def. Ill. Wesleyan 3-0; def. Lakeland 3-1; def. Benedictine (Ill.) 3-0; def. North Central 3-0.

4. Wisconsin-La Crosse (14-3)
lost to #1 Wis.-Whitewater 0-3; def. #17-tie Central 3-0; def. Luther 3-0; def. Webster 3-0; def. St. Norbert 3-0.

5. Lakeland (17-3)

def. Edgewood 3-0; lost to #11 Elmhurst 1-3; def. Benedictine (Ill.) 3-2.

6. Wisconsin-Stout (19-4) * AVCA Poll #22

def. Wis.-Stevens Point 3-2; def. #19 Bethel (Minn.) 3-1; def. Viterbo (NAIA) 3-0.

7. Wisconsin-Eau Claire (14-6)

def. Wis.-Oshkosh 3-2.

8. Wisconsin-Oshkosh (10-12)

def. St. Point (3-0); lost to Wis.-Eau Claire 2-3; def. Wis.-Superior 3-0.

New England Region

1. Gordon (20-0) * AVCA Poll #21

def. Colby-Sawyer 3-0; def. Southern Maine 3-0; def. Maine-Farmington 3-0; def. Eastern Nazarene 3-0; def. Babson 3-0.

2. MIT (20-2)

def. Worcester Tech 3-0; def. Plymouth State 3-2; def. Bowdoin 3-0; def. Brandeis 3-0; def. Bates 3-0.

3. Amherst (10-1)

Idle.

4. Wellesley (7-3)

def. Mount Holyoke 3-0; def. Wheaton (Conn.) 3-0; lost to #17-tie Ithaca 1-3; lost to St. Thomas 1-3; lost to #2 Cal State Hayward 0-3.

5. Williams (17-3)

def. Trinity (Conn.) 3-0; def. Springfield 3-0; def. Colby-Sawyer 3-0; def. Colby 3-1; def. Endicott 3-0.

6. Springfield (14-2)

def. Wheaton (Conn.) 3-1; def. Smith 3-0; lost to Williams 0-3; def. Colby 3-0; def. St. Joseph's (Me.) 3-0.

7. Coast Guard (12-4)

def. Babson 3-0; def. Connecticut College 3-0.

8. Wesleyan (Conn.) (11-5)

def. Smith 3-1; def. Mount Holyoke 3-0; def. Trinity (Conn.) 3-0.

New York Region

1. Ithaca (15-5) * AVCA Poll #17-tie

def. Wheaton (Mass.) 3-0; lost to St. Thomas (Minn.) 0-3; def. Wellesley 3-0; lost to #2 Cal State Hayward 1-3; def. Hartwick 3-0.

2. Nazareth (19-3) * AVCA Poll #23

def. Rochester Inst. 3-0; def. SUNY Oswego 3-0; def. Hamilton 3-0.

3. New York U. (19-6)

def. Franklin & Marshall 3-1; def. SUNY Cortland 3-1; def. Merchant Marine 3-0.

4. SUNY Oneonta (19-3)

def. Union (N.Y.) 3-1.

5. SUNY Cortland (16-6)

def. Franklin & Marshall 3-1; lost to New York U. 1-3; lost to Le Moyne (DII) 2-3.

6. Vassar (15-1)

def. Union (N.Y.) 3-0; def. Russell Sage 3-0; def. Hartwick 3-1; def. SUNY Plattsburgh 3-0.

7. Union (N.Y.) (13-4)

lost to Vassar 0-3; def. Alfred 3-0; def. Skidmore 3-0; def. SUNY Geneseo 3-2; lost to SUNY Oneonta 1-3.

8. SUNY Geneseo (14-5)

def. SUNY Plattsburgh 3-0; def. Skidmore 3-0; def. Alfred 3-0; lost to Union (N.Y.) 2-3; def. Alfred 3-0.

South Region

1. Trinity (Texas) (20-4) * AVCA Poll #4

def. Sewanee 3-0; def. DePauw 3-0; def. Oglethorpe 3-0; def. Centre 3-0; def. Rose-Hulman 3-0.

2. Emory (17-3) * AVCA Poll #9

def. West Georgia (DII) 3-2.

3. East Texas Baptist (12-8)

def. LeTourneau 3-0; def. Schreiner 3-0; def. Concordia (Tex.) 3-0; def. Tex. Lutheran 3-2; def. Mary Hardin-Baylor 3-1.

4. Southwestern (Texas) (17-6)

def. Rose-Hulman 3-0; def. Centre 3-0; def. DePauw 3-2; def. Oglethorpe 3-0; def. Sewanee 3-0.

5. Washington & Lee (17-4)

def. Sweet Briar 3-0; def. Chowan 3-0; def. Marymount (Va.) 3-0; def. Elizabethtown 3-0.

6. Bridgewater (Va.) (18-1)

def. Eastern Mennonite 3-1; def. Averett 3-0; def. Ferrum 3-1; def. Greensboro 3-0; lost to Savannah A&D 0-3.

7. Millsaps (14-5)

lost to DePauw 0-3; def. Sewanee 3-0; def. Rose-Hulman 3-0; def. Centre 3-2; def. Oglethorpe 3-0.

8. Christopher Newport (13-5)

def. Chowan 3-0.

West Region

1. Cal State Hayward (19-1) * AVCA Poll #2

def. #17-tie Ithaca 3-1; def. St. Thomas 3-2; def. Wheaton (Mass.) 3-0; def. Wellesley 3-0

2. Whitworth (14-1) * AVCA Poll #7

def. Lewis & Clark 3-0; def. George Fox 3-2

3. Puget Sound (14-4) * AVCA Poll #12

def. Pacific Lutheran 3-0; def. Pacific (Ore.) 3-1

4. La Verne (11-3) * AVCA Poll #14

def. Claremont-Mudd-Scripps 3-0; def. Pomona Pitzer 3-0; def. Cal Lutheran 3-0

5. George Fox (12-2) received votes

def. Whitman 3-0; lost to #7 Whitworth 2-3

6. Linfield

7. Claremont -Mudd-Scripps

8. Pacific Lutheran

AVCA Division III Coaches Top 25 Poll #3 - October 2, 2002

* Records and Results as of Sunday, September 29

Rank	School (First-Place Votes)	Total Points	2002 Record	Last Poll
1	Washington, Mo. (15)	399	17-0	1
2	Cal State Hayward (1)	374	15-1	3
3	Juniata	353	10-2	4
4	Trinity University	350	15-4	6
5	Wisconsin-River Falls	313	15-3	9
6	Wisconsin-Whitewater	310	16-2	12
7	Whitworth	306	13-1	8
8	Mount St. Joseph	279	15-2	5
9	Emory	250	16-3	11
10	Wartburg	249	13-2	7
11	Elmhurst	241	16-3	2
12	Puget Sound	234	12-4	10
13	Wittenberg	211	16-4	14
14	La Verne	191	8-3	13
15	Nebraska Wesleyan	147	7-1	NR
16	Ohio Northern	136	12-8	19
17-tie	Central (Iowa)	127	8-7	16
17-tie	Ithaca	127	12-3	18
19	Bethel (Minn.)	110	11-2	17
20	Baldwin-Wallace	90	15-3	24
21	Gordon	62	15-0	NR
22	Wisconsin-Stout	61	16-4	15
23	Nazareth	48	16-3	21
24	Carnegie Mellon	33	13-7	20
25	Eastern	28	16-2	24


Others receiving points and listed on two or more ballots: George Fox 27, St. Thomas (Minn.) 23, Bridgewater (Va.) 19, Wisconsin-La Crosse 19, Franklin 13, MIT 13, Loras 10, Franklin & Marshall 8, New York U. 8, Wellesley 8.

Four schools listed on only one ballot representing a total of 21 points.

NEXT POLL: Oct. 9, 2002.

[[Home Court](#) | [News](#) | [Meet the Team](#) | [Membership](#) | [Convention](#) | [Job Line](#) | [Collegiate Game](#)]

[[Open Play Dates](#) | [Sports Medicine](#) | [Summer Camps](#) | [Products, Books, Videos](#) | [Advertising/Sponsorships](#) | [Forms & Packets](#) | [Links](#)]



Copyright © 1996-2002 AVCA Online. All rights reserved.



**Women's Volleyball
Division III
Aces Per Game
Through Games 10/06/02**

Min. 2.80

Rank	Team	G	Aces	Per Game
1	Anna Maria	46	306	6.65
2	Mass. Maritime	37	214	5.78
3	Mt. St. Mary (N.Y.)	28	157	5.61
4	Ramapo	47	233	4.96
5	Springfield	53	258	4.87
6	Mount Ida	46	222	4.83
7	Brooklyn	28	135	4.82
8	CCNY	46	217	4.72
9	Notre Dame (Md.)	76	356	4.68
10	Rowan	78	361	4.63
11	St. Joseph's (L.I.)	44	203	4.61
12	Gordon	59	236	4.00
13	Chris. Newport	64	251	3.92
14	Keene St.	28	106	3.79
15	New York U.	61	228	3.74
16	WPI	46	167	3.63
17	Hood	43	156	3.63
18	Methodist	69	249	3.61
19	FDU-Madison	58	207	3.57
20	Chatham	45	159	3.53
21	Wentworth Inst.	49	170	3.47
22	Bridgewater St.	73	253	3.47
23	Western Conn. St.	78	269	3.45
24	Colby	61	210	3.44
25	Greensboro	71	243	3.42
26	Plymouth St.	74	253	3.42
27	Mary Washington	70	239	3.41
28	Baruch	43	146	3.40
29	Guilford	76	251	3.30
30	Eastern Conn. St.	69	227	3.29



**Women's Volleyball
Division III
Assists Per Game
Through Games 10/06/02**

Minimum for this category is 11.50

Rank	Team	G	Assists	Per Game
------	------	---	---------	----------

1	St. Thomas (Minn.)	75	1197	15.96
2	Ohio Northern	78	1168	14.97
3	Wittenberg	76	1113	14.64
4	Carnegie Mellon	75	1086	14.48
5	Whitworth	54	772	14.30
6	Baldwin-Wallace	66	939	14.23
7	Lakeland	48	682	14.21
8	Wis.-Whitewater	80	1116	13.95
9	Trinity (Tex.)	77	1073	13.94
10	Wis.-La Crosse	58	805	13.88
11	Emory	69	944	13.68
12	Mount Union	78	1062	13.62
13	Chris. Newport	64	868	13.56
14	Mt. St. Joseph	61	824	13.51
15	Wartburg	73	979	13.41
16	Puget Sound	62	831	13.40
17	Calvin	66	880	13.33
18	MIT	73	973	13.33
19	Gordon	59	784	13.29
20	Nazareth	70	918	13.11
21	Wis.-Stout	79	1035	13.10
22	Washington (Mo.)	70	916	13.09
23	Anderson (Ind.)	79	1033	13.08
24	Concordia (Ill.)	96	1254	13.06
25	Eastern	74	966	13.05
26	Juniata	60	783	13.05
27	Wis.-River Falls	68	887	13.04
28	Lycoming	52	678	13.04
29	Loras	94	1219	12.97
30	Ripon	56	725	12.95



**Women's Volleyball
Division III
Blocks Per Game
Through Games 10/06/02**

Min. 2.25

Rank	Team	G	Block Solos	Block Assists	Per Game
1	Gordon	59	351	228	7.88
2	Marian (Wis.)	67	121	523	5.71
3	Waynesburg	95	281	399	5.06
4	Baldwin-Wallace	66	164	306	4.80
5	Lycoming	52	169	96	4.17
6	Marywood	61	164	168	4.07
7	Gallaudet	57	161	131	3.97
8	Westminster (Pa.)	100	237	305	3.90

9	CCNY	46	158	23	3.68
10	Clarkson	66	168	145	3.64
11	St. Lawrence	77	180	194	3.60
12	Hardin-Simmons	65	156	152	3.57
13	Illinois Col.	67	90	273	3.38
14	George Fox	51	82	176	3.33
15	Defiance	56	63	244	3.30
16	St. Thomas (Minn.)	75	72	343	3.25
17	Hiram	71	125	210	3.24
18	Denison	61	93	208	3.23
19	Rutgers-Camden	40	118	10	3.08
20	Ithaca	69	97	230	3.07
21	Lakeland	48	70	154	3.06
22	Augustana (Ill.)	76	131	202	3.05
23	Randolph-Macon	68	145	124	3.04
24	Ripon	56	71	198	3.04
25	Neb. Wesleyan	52	46	223	3.03
26	Amherst	37	32	159	3.01
27	Bethany (W.Va.)	89	129	271	2.97
28	Wis.-Oshkosh	80	110	250	2.94
29	Washington (Mo.)	70	77	254	2.91
30	Linfield	38	31	159	2.91



**Women's Volleyball
Division III
Digs Per Game
Through Games 10/06/02**

Min. 18.00

Rank	Team	G	Digs	Per Game
1	Rowan	78	2159	27.68
2	Rutgers-Newark	58	1419	24.47
3	Concordia (Ill.)	96	2322	24.19
4	Baldwin-Wallace	66	1581	23.95
5	Catholic	87	2062	23.70
6	Keene St.	28	660	23.57
7	Maryville (Tenn.)	74	1739	23.50
8	Anderson (Ind.)	79	1844	23.34
9	George Fox	51	1174	23.02
10	Richard Stockton	67	1526	22.78
11	McDaniel	64	1457	22.77
12	Ursinus	70	1593	22.76
13	Dominican (Ill.)	96	2183	22.74
14	St. Thomas (Minn.)	75	1702	22.69
15	Wheaton (Mass.)	72	1630	22.64
16	Wash. & Jeff.	82	1856	22.63

17	Hamilton	37	837	22.62
18	Capital	100	2259	22.59
19	Ohio Northern	78	1760	22.56
20	Whittier	41	918	22.39
21	Carnegie Mellon	75	1675	22.33
22	Hunter	76	1683	22.14
23	Dickinson	76	1669	21.96
24	Millikin	75	1647	21.96
25	Stevens Tech	44	947	21.52
26	Marietta	83	1778	21.42
27	Beloit	81	1733	21.40
28	Wis.-La Crosse	58	1235	21.29
29	Bluffton	87	1845	21.21
30	Maranatha Baptist	64	1347	21.05



**Women's Volleyball
Division III
Hitting Percentage
Through Games 10/06/02**

Minimum for this category is .240

Rank	Team	Kills	Errors	Total Attacks	Pct.
1	Marywood	653	165	1177	0.415
2	CCNY	618	188	1106	0.389
3	Emory	1048	272	2152	0.361
4	Pacific (Ore.)	972	266	2124	0.332
5	St. Thomas (Minn.)	1315	384	2902	0.321
6	Mount Union	1200	287	2948	0.310
7	Notre Dame (Md.)	991	322	2203	0.304
8	Alvernia	755	227	1742	0.303
9	Nazareth	1065	362	2360	0.298
10	Ithaca	912	282	2136	0.295
11	Concordia-M'head	991	284	2413	0.293
12	Roanoke	927	322	2083	0.290
13	Gordon	873	274	2075	0.289
14	Rowan	1090	276	2822	0.288
15	Trinity (Tex.)	1151	315	3000	0.279
16	La Verne	626	219	1485	0.274
17	Washington (Mo.)	1063	327	2690	0.274
18	Wittenberg	1155	374	2870	0.272
19	Amherst	525	163	1336	0.271
20	Williams	876	300	2139	0.269
21	Moravian	868	326	2017	0.269
22	Baldwin-Wallace	1037	338	2609	0.268
23	Wis.-Eau Claire	1043	354	2579	0.267
24	Ripon	792	230	2123	0.265

25	Concordia (Ill.)	1401	450	3612	0.263
26	Wartburg	1106	365	2855	0.260
27	Lycoming	725	303	1631	0.259
28	Loras	1279	418	3329	0.259
29	Otterbein	1125	327	3097	0.258
30	Denison	776	208	2206	0.257



**Women's Volleyball
Division III
Kills Per Game
Through Games 10/06/02**

Minimum for this category is 13.25

Rank	Team	G	Kills	Per Game
1	St. Thomas (Minn.)	75	1315	17.53
2	Ohio Northern	78	1271	16.29
3	Lakeland	48	767	15.98
4	Whitworth	54	862	15.96
5	Baldwin-Wallace	66	1037	15.71
6	Puget Sound	62	972	15.68
7	Mt. St. Joseph	61	955	15.66
8	Carnegie Mellon	75	1169	15.59
9	Willamette	52	809	15.56
10	Juniata	60	932	15.53
11	Mount Union	78	1200	15.38
12	Nazareth	70	1065	15.21
13	Wis.-Whitewater	80	1217	15.21
14	Wittenberg	76	1155	15.20
15	Emory	69	1048	15.19
16	Washington (Mo.)	70	1063	15.19
17	Wartburg	73	1106	15.15
18	Trinity (Tex.)	77	1151	14.95
19	Wis.-La Crosse	58	866	14.93
20	La Verne	42	626	14.90
21	Gordon	59	873	14.80
22	Roanoke	63	927	14.71
23	Calvin	66	965	14.62
24	Concordia (Ill.)	96	1401	14.59
25	Maranatha Baptist	64	932	14.56
26	MIT	73	1063	14.56
27	Anderson (Ind.)	79	1150	14.56
28	Elmira	59	858	14.54
29	Moravian	60	868	14.47
30	Southwestern (Tex.)	80	1154	14.43

Women's Volleyball



**Division III
Match W-L Pctg.
Through Games 10/06/02**

Minimum for this category is .750

Rank	Team	W	L	Pct.
1	Gordon	20	0	1.000
	King's (Pa.)	21	0	1.000
	Washington (Mo.)	21	0	1.000
4	Bridgewater (Va.)	18	1	0.947
5	FDU-Madison	17	1	0.944
6	Whitworth	14	1	0.933
7	St. Joseph's (L.I.)	13	1	0.929
8	Amherst	10	1	0.909
	MIT	20	2	0.909
10	St. Thomas (Minn.)	19	2	0.905
11	Vassar	17	2	0.895
12	Mt. St. Joseph	16	2	0.889
	Mt. St. Mary (N.Y.)	8	1	0.889
14	Juniata	15	2	0.882
15	Springfield	14	2	0.875
16	Elmhurst	20	3	0.870
	Monmouth (Ill.)	20	3	0.870
	Wis.-Whitewater	20	3	0.870
19	Nazareth	19	3	0.864
	Oneonta St.	19	3	0.864
21	Eastern	18	3	0.857
	Notre Dame (Md.)	18	3	0.857
23	Emory	17	3	0.850
	Lakeland	17	3	0.850
	Wis.-River Falls	17	3	0.850
26	Roanoke	16	3	0.842
	Williams	16	3	0.842
28	Catholic	20	4	0.833
	Trinity (Tex.)	20	4	0.833
30	Wis.-Stout	19	4	0.826

AVCA Division III Coaches Top 25 Poll #2 - September 25, 2002

Rank	School (First-Place Votes)	Total Points	2002 Record	Last Poll
1	Washington, Mo. (14)	397	16-0	1
2	Elmhurst (1)	371	14-0	2
3	Cal State Hayward (1)	367	11-0	3-tie
4	Juniata	354	10-1	3-tie
5	Mount St. Joseph	335	12-0	5
6	Trinity University	330	11-4	7
7	Wartburg	280	9-1	9
8	Whitworth	269	11-1	10
9	Wisconsin-River Falls	258	11-3	21
10	Puget Sound	244	11-3	11
11	Emory	236	12-3	12
12	Wisconsin-Whitewater	229	11-2	6
13	La Verne	199	6-3	13
14	Wittenberg	198	11-4	8
15	Wisconsin-Stout	143	14-2	15
16	Central (Iowa)	140	5-5	14
17	Bethel (Minn.)	136	8-2	17
18	Ithaca	124	10-3	18
19	Ohio Northern	95	8-7	16
20	Carnegie Mellon	94	11-5	19
21	Nazareth	81	13-1	20
22	Southwestern (Texas)	72	11-3	22
23	MIT	46	11-1	NR
24	Baldwin-Wallace	40	12-2	23
25	Eastern	39	13-1	25

Others receiving points and listed on two or more ballots: St. Thomas (Minn.) 37, George Fox 23, Washington & Lee 14, Springfield 12, Loras 7, Wellesley 3, Franklin & Marshall 3.

Seven schools listed on only one ballot representing a total of 24 points.

NEXT POLL: Oct. 2, 2002

[[Home Court](#) | [News](#) | [Meet the Team](#) | [Membership](#) | [Convention](#) | [Job Line](#) | [Collegiate Game](#)]

[[Open Play Dates](#) | [Sports Medicine](#) | [Summer Camps](#) | [Products, Books, Videos](#) | [Advertising/Sponsorships](#) | [Forms & Packets](#) | [Links](#)]

Talk to AVCA

Copyright © 1996-2002 AVCA Online. All rights reserved.

NCAA Division III Volleyball Weekly Results for Sept. 24, 2001

Central Region

1. Washington (Mo.) (16-0) * AVCA Poll #1

def. Augustana (Ill.) 3-0; def. Chicago 3-0; def. Rochester 3-0; def. Brandeis 3-0.

2. Wartburg (9-1) * AVCA Poll #9

def. Cornell Col. 3-0.

3. Bethel (Minn.) (8-2) * AVCA Poll #17

def. Carleton 3-0.

4. Central (Iowa) (5-5) * AVCA Poll #14

def. Buena Vista 3-0.

5. Loras (14-4)

def. Coe 3-0; def. Barat (NAIA) 3-0; def. Grandview (NAIA) 3-1; lost to Milliken 2-3; def. Dubuque 3-0.

6. Concordia-Moorhead (11-2)

def. St. Catherine's 3-0.

7. St. Thomas (Minn.) (12-1)

def. St. Olaf 3-2.

8. Simpson (6-4)

def. Buena Vista 3-1.

Great Lakes Region

1. Mount St. Joseph (12-0) * AVCA Poll #5

def. Transylvania (NAIA) 3-0; def. Manchester 3-0; def. Defiance 3-0; def. Alma 3-0.

2. Wittenberg (11-4) * AVCA Poll #8

lost to DePauw 1-3; def. Allegheny 3-0; def. Kenyon 3-0.

3. Carnegie Mellon (11-5) * AVCA Poll #19

def. Case Western Reserve 3-0; lost to #12 Emory 1-3; def. New York U. 3-0.

4. Ohio Northern (8-7) * AVCA Poll #16

def. Denison 3-0.

5. Baldwin-Wallace (12-2) * AVCA Poll #23

def. Case Western Reserve 3-0; def. Otterbein 3-0.

6. Franklin (15-1)

def. Rose-Hulman 3-0; def. Marian (Wis.) 3-1; def. Bluffton 3-1; def. Maranatha Baptist 3-0; def. Wheaton (Ill.) 3-1.

7. DePauw (10-5)

def. #8 Wittenberg 3-1; def. Rose-Hulman 3-1; def. Sewanee 3-0; def. Oglethorpe 3-0; def. Centre 3-0.

8. Mount Union (12-3)

def. Heidelberg 3-2.

Mid-Atlantic Region

1. Juniata (10-1) * AVCA Poll #3-tie

Idle.

2. Eastern (13-1) * AVCA Poll #25

def. Immaculata 3-0.

3. Franklin & Marshall (15-3)

def. York (Pa.) 3-1; def. Bryn Mawr 3-0; def. Alvernia 3-0; def. Widener 3-1; def. Messiah 3-2.

4. Moravian (8-3)

def. Widener 3-1; def. DeSales 3-0.

5. King's (Pa.) (18-0)

def. Delaware Valley 3-0; def. Washington (Md.) 3-0; def. Mary Washington 3-0; def. Gallaudet 3-0; def. Albright 3-0; def. Pitt.-Johnstown (DII) 3-0.

6. Catholic (15-4)

def. St. Mary's (Md.) 3-0; def. Johns Hopkins 3-1; def. Richard Stockton 3-1; lost to Frostburg St. 1-3; def. Salisbury 3-1.

7. York (Pa.) (10-3)

lost to Franklin & Marshall 1-3; def. Salisbury 3-1; def. Bethany 3-0; lost to Waynesburg 0-3; def. La Roche 3-0.

8. Gettysburg (6-9)

def. Widener 3-0.

Midwest Region

1. Elmhurst (14-0) * AVCA Poll #2

def. Carthage 3-0; def. North Park 3-0.

2. Wisconsin-River Falls (11-3) * AVCA Poll #21

def. Wis.-Oshkosh 3-1; def. #6 Wis.-Whitewater 3-2.

3. Wisconsin-Whitewater (11-2) * AVCA Poll #6

def. Lakeland 3-1; def. #15 Wis.-Stout 3-1; lost to #21 Wis.-River Falls 2-3.

4. Wisconsin-Stout (14-2) * AVCA Poll #15

lost to #6 Wis.-Whitewater 1-3; def. Wis.-Oshkosh 3-0.

5.-tie Lakeland (12-2)

lost to #6 Wis.-Whitewater 1-3; def. St. Norbert 3-0; def. Marian (Wis.) 3-0; def. Edgewood 3-0.

5.-tie Wisconsin-La Crosse (9-2)
def. Wis.-Superior 3-0; def. Wis.-Eau Claire 3-1.

7. Benedictine (Ill.) (13-2)
def. Aurora 3-0; def. North Central 3-0; def. Lake Forest 3-0.

8. Wisconsin-Eau Claire (10-4)
def. Wis.-Platteville 3-1; lost to Wis.-La Crosse 1-3.

New England Region

1. MIT (11-1)
def. Wheaton (Mass.) 3-1; def. Mount Holyoke 3-0.

2. Amherst (7-0)
def. Keene St. 3-0; def. Trinity (Conn.) 3-0; def. Wesleyan (Conn.) 3-0; def. Connecticut Col. 3-0.

3. Gordon (10-0)
def. Roger Williams 3-0; def. Salve Regina 3-0; def. Wentworth 3-0.

4.-tie Springfield (9-1) * AVCA Poll #24
def. Clark 3-0; lost to Coast Guard 1-3.

4.-tie Wellesley (3-0)
def. Clark 3-1; def. Eastern Nazarene 3-0; def. Coast Guard 3-1.

6. Williams (8-2)
def. Bowdoin 3-0; def. Bates 3-0; lost to Colby 0-3.

7. Wesleyan (Conn.) (6-2)
def. Connecticut Col. 3-0; def. Tufts 3-0; lost to Amherst 0-3.

8. Colby (7-2)
def. Hamilton 3-1; def. Williams 3-0; def. Middlebury 3-2; lost to Bates 0-3.

New York Region

1. Ithaca (10-3) * AVCA Poll #18
Idle.

2. Nazareth (13-1) * AVCA Poll #20
def. SUNY Buffalo 3-0.

3. New York U. (13-6)
def. Brandeis 3-1; def. Chicago 3-0; lost to #19 Carnegie Mellon 0-3.

4. SUNY Oneonta (12-3)
def. Hartwick 3-1; def. Hartwick 3-2; lost to Union (N.Y.) 2-3; def. Utica 3-0; def. Utica 3-0.

5. SUNY Cortland (10-3)

def. St. Lawrence 3-0; lost to SUNY Brockport 2-3; def. RIT 3-1; def. St. John Fisher 3-0.

6. Union (N.Y.) (7-2)

def. Vassar 3-1; def. Hunter 3-0; def. SUNY Oneonta 3-2; def. Hartwick 3-0; def. SUNY New Paltz 3-1.

7. Vassar (8-1)

lost to Union (N.Y.) 1-3; def. Utica 3-0; def. Hunter 3-1; def. Hunter 3-1.

8. SUNY Geneseo (7-2)

lost to St. John Fisher 1-3; def. RIT 3-1; def. SUNY Potsdam 3-0; def. St. Lawrence 3-0; def. Elmira 3-0.

South Region

1. Trinity (Texas) (11-4) * AVCA Poll #7

def. #22 Southwestern (Texas) 3-0; def. Rhodes 3-0; def. Millsaps 3-0; def. Hendrix 3-0.

2. Emory (12-3) * AVCA Poll #12

def. Rochester 3-0; def. #19 Carnegie Mellon 3-1; def. Case Western Reserve 3-0.

3. Southwestern (Texas) (11-3) * AVCA Poll #22

lost to #7 Trinity (Texas) 0-3; def. Hendrix 3-0; def. Rhodes 3-1; def. Millsaps 3-1.

4. Washington & Lee (12-1)

def. Hollins 3-0; def. Eastern Mennonite 3-1; def. Randolph-Macon 3-0; def. Va. Wesleyan 3-0.

5. Bridgewater (Va.) (12-0)

def. Mary Baldwin 3-0; def. Guilford 3-1.

6. Millsaps (8-4)

def. Hendrix 3-0; def. Rhodes 3-2; lost to #7 Trinity (Texas) 0-3; lost to #22 Southwestern (Texas) 1-3.

7. Austin (13-2)

def. Schreiner 3-0; def. Mary Hardin-Baylor 3-0; def. Dallas 3-0; def. Wiley (NAIA) 3-1.

8. Maryville (Tenn.) (10-3)

def. Agnes Scott 3-0; def. Piedmont (prov.) 3-0; def. LaGrange (prov.) 3-2.

West Region

1. Cal State Hayward (11-0) * AVCA Poll #3-tie

def. Cal State Monterey Bay (NAIA) 3-0.

2. Whitworth (11-1) * AVCA Poll #10

def. Willamette 3-2.

3. Puget Sound (11-3) * AVCA Poll #11

def. Linfield 3-1; def. George Fox 3-2.

4. La Verne (6-3) * AVCA Poll #13

Idle.

5.-tie George Fox (8-2)

def. Pacific (Ore.) 3-1; lost to #11 Puget Sound 2-3.

5.-tie Pacific Lutheran (6-1)

def. Lewis & Clark 3-0; def. Pacific (Ore.) 3-0.

7. Claremont-Mudd-Scripts (8-2)

def. Chapman 3-2.

8. Linfield (5-1)

lost to #11 Puget Sound 1-3; def. Lewis & Clark 3-0.

Northwest Conference Volleyball

Leaders

- Team Leaders
- Individual Leaders

Conference Team Leaders

2002 Northwest Conference
Conference Team Leaders as of Oct 27, 2002

HITTING PERCENTAGE

Team	G	Kills	Errs	Total	Pct
Puget Sound.....	86	1332	413	3086	.298
Pacific Lutheran....	78	1087	391	3185	.219
Whitworth.....	75	1175	515	3136	.210
George Fox.....	72	1014	367	3107	.208
Willamette.....	77	1068	492	2905	.198
Linfield.....	64	848	354	2611	.189
Whitman.....	77	1032	486	2924	.187
Pacific.....	65	688	489	2517	.079
Lewis & Clark.....	73	744	537	2776	.075

OPPONENT HITTING PCT.

Team	G	Kills	Errs	Total	Pct
George Fox.....	72	929	581	3426	.102
Linfield.....	64	814	491	2723	.119
Whitworth.....	75	900	496	3046	.133
Puget Sound.....	86	919	516	2675	.151
Pacific Lutheran....	78	1109	520	3278	.180
Whitman.....	77	1053	489	3108	.181
Willamette.....	77	1015	462	2650	.209
Lewis & Clark.....	73	1028	406	2760	.225
Pacific.....	65	906	270	2410	.264

ASSISTS

Team	G	No.	Per Game
Whitworth.....	75	1067	14.23
Puget Sound.....	86	1157	13.45
Pacific Lutheran....	78	983	12.60
George Fox.....	72	902	12.53
Linfield.....	64	779	12.17
Whitman.....	77	901	11.70
Willamette.....	77	853	11.08
Lewis & Clark.....	73	673	9.22
Pacific.....	65	594	9.14

KILLS

Team	G	No.	Per Game
Whitworth.....	75	1175	15.67
Puget Sound.....	86	1332	15.49
George Fox.....	72	1014	14.08
Pacific Lutheran....	78	1087	13.94
Willamette.....	77	1068	13.87
Whitman.....	77	1032	13.40
Linfield.....	64	848	13.25
Pacific.....	65	688	10.58
Lewis & Clark.....	73	744	10.19

BLOCKS

Team	G	Solo	Asst	Total	Per Game
George Fox.....	72	99	251	224.5	3.12
Linfield.....	64	47	237	165.5	2.59
Willamette.....	77	63	197	161.5	2.10
Whitman.....	77	40	206	143.0	1.86
Puget Sound.....	86	43	232	159.0	1.85
Pacific Lutheran....	78	32	194	129.0	1.65
Whitworth.....	75	28	192	124.0	1.65
Lewis & Clark.....	73	24	75	61.5	0.84
Pacific.....	65	18	64	50.0	0.77

SERVICE ACES

Team	G	No.	Per Game
Whitman.....	77	190	2.47
Puget Sound.....	86	206	2.40
Pacific Lutheran....	78	181	2.32
Whitworth.....	75	160	2.13
Linfield.....	64	120	1.88
George Fox.....	72	122	1.69
Lewis & Clark.....	73	123	1.68
Pacific.....	65	109	1.68
Willamette.....	77	122	1.58

MATCH WON-LOST PCT	---Conference---		---Overall---	
Team	W-L	Pct	W-L	Pct
Whitworth.....	11-1	.917	19-2	.905
George Fox.....	8-3	.727	17-4	.810
Puget Sound.....	8-4	.667	17-7	.708
Linfield.....	7-5	.583	13-5	.722
Pacific Lutheran....	7-5	.583	13-7	.650
Willamette.....	6-5	.545	10-11	.476
Whitman.....	4-8	.333	9-11	.450
Lewis & Clark.....	1-11	.083	4-18	.182
Pacific.....	1-11	.083	1-19	.050

DIGS

Team	G	No.	Per Game
George Fox.....	72	1728	24.00
Whitworth.....	75	1427	19.03
Linfield.....	64	1164	18.19
Pacific Lutheran....	78	1384	17.74
Pacific.....	65	1152	17.72
Puget Sound.....	86	1429	16.62
Lewis & Clark.....	73	1177	16.12
Whitman.....	77	1233	16.01
Willamette.....	77	967	12.56

Conference Individual Leaders

2002 Northwest Conference
Conference Individual Leaders as of Oct 27, 2002

(Players listed below meet or exceed the minimums and have played in at least 67.00 percent of their team's games.)

HITTING PERCENTAGE (Minimum .200/3.0 attacks per game)

Player	Team	Cl	G	Kills	Errs	Total	Pct
Elmgren, Karen.....	UPS	SR	77	370	75	724	.407
Ougendal, Adriane...	UPS	JR	84	390	85	825	.370
Weatherred, Julie...	WHTW	SR	72	293	87	684	.301
Harksen, Lindsay...	LIN	FR	64	204	61	505	.283
Huber, Jill.....	WTMN	JR	72	275	92	661	.277
Cashman, Angie.....	UPS	SR	63	106	34	264	.273
Johnson, Heather...	PLU	SO	77	222	56	616	.269
Locke, Julie.....	PLU	SO	77	270	66	775	.263
Mailer, Brandy.....	GFU	SR	68	154	38	444	.261
Schultens, Shelly...	GFU	SR	66	196	72	490	.253

KILLS (Minimum 2.00 per game)

Player	Team	Cl	G	No.	Per Game
Elmgren, Karen.....	UPS	SR	77	370	4.81
Ougendal, Adriane...	UPS	JR	84	390	4.64
Weatherred, Julie...	WHTW	SR	72	293	4.07
Huber, Jill.....	WTMN	JR	72	275	3.82
Locke, Julie.....	PLU	SO	77	270	3.51
Kirstein, Denise...	WTMN	JR	72	250	3.47
Turner, Stephanie...	PLU	FR	78	258	3.31
Bostic, Nicole.....	GFU	JR	72	237	3.29
Kanaga, Megan.....	WTMN	SR	71	230	3.24
Harksen, Lindsay...	LIN	FR	64	204	3.19

ASSISTS (Minimum 5.00 per game)

Player	Team	Cl	G	No.	Per Game
Apperson, Megan.....	UPS	JR	76	905	11.91
Weedman, Nicole.....	WHTW	SR	59	659	11.17
Heu-Weller, Jenne...	PLU	JR	76	834	10.97
Wade, Erin.....	WTMN	JR	72	783	10.88
Cotner, Mindi.....	GFU	SR	68	706	10.38
Zaffino, Jodi.....	WU	SO	52	416	8.00
Zerr-Smith, Ashley...	L&C	JR	73	552	7.56
Leitheiser, Katie...	LIN	JR	64	483	7.55
Chamberlain, Diana...	WU	SR	55	361	6.56
Beck, Chrissi.....	PAC	JR	62	397	6.40

SERVICE ACES (Minimum 0.10 per game)

Player	Team	Cl	G	No.	Per Game
Ougendal, Adriane...	UPS	JR	84	58	0.69
Turner, Stephanie...	PLU	FR	78	52	0.67
Weedman, Nicole.....	WHTW	SR	59	34	0.58
Huber, Jill.....	WTMN	JR	72	41	0.57
Williams, Laura.....	WTMN	SO	63	35	0.56
Snyder, Nicole.....	PLU	SO	65	32	0.49
Schultens, Shelly...	GFU	SR	66	29	0.44
Johnson, Heather...	PLU	SO	77	33	0.43
Elmgren, Karen.....	UPS	SR	77	32	0.42
Forry, Krissy.....	L&C		62	25	0.40

BLOCKS (Minimum 0.60 per game)

Player	Team	Cl	G	Solo	Asst	Total	Per Game
Schultens, Shelly...	GFU	SR	66	47	60	107.0	1.62
Huber, Jill.....	WTMN	JR	72	22	63	85.0	1.18

Sharpe, Kelly.....	LIN	JR	64	17	56	73.0	1.14
Burright, Angela....	GFU	FR	57	21	43	64.0	1.12
Hahn, Sarah.....	LIN	JR	63	10	60	70.0	1.11
Harksen, Lindsay....	LIN	FR	64	5	62	67.0	1.05
Linden, Jenni.....	WU	JR	71	20	53	73.0	1.03
Johnson, Heather....	PLU	SO	77	10	54	64.0	0.83
Cashman, Angie.....	UPS	SR	63	10	39	49.0	0.78
Elmgren, Karen.....	UPS	SR	77	10	49	59.0	0.77

DIGS (Minimum 1.00 per game)

Player	Team	Cl	G	No.	Per Game
Bostic, Nicole.....	GFU	JR	72	369	5.12
Cotner, Mindi.....	GFU	SR	68	347	5.10
Forry, Krissy.....	L&C		62	277	4.47
Weatherred, Julie...	WHTW	SR	72	320	4.44
Bellwood, Ashley....	LIN	SO	62	268	4.32
Mailer, Brandy.....	GFU	SR	68	279	4.10
Locke, Julie.....	PLU	SO	77	304	3.95
Beck, Andrea.....	LIN	JR	64	243	3.80
Stapleton, Haley....	GFU	FR	69	258	3.74
Beck, Chrissi.....	PAC	JR	62	220	3.55

Northwest Conference Volleyball

Leaders

- Team Leaders
- Individual Leaders

Conference Team Leaders

2002 Northwest Conference
Conference Team Leaders as of Oct 13, 2002

HITTING PERCENTAGE

Team	G	Kills	Errs	Total	Pct
Puget Sound.....	70	1066	314	2373	.317
Whitworth.....	61	973	420	2521	.219
Pacific Lutheran....	58	812	298	2368	.217
George Fox.....	59	816	298	2494	.208
Willamette.....	61	917	415	2463	.204
Linfield.....	47	627	258	1861	.198
Whitman.....	61	807	381	2264	.188
Pacific.....	46	474	310	1583	.104
Lewis & Clark.....	58	562	419	2129	.067

OPPONENT HITTING PCT.

Team	G	Kills	Errs	Total	Pct
George Fox.....	59	765	470	2777	.106
Linfield.....	47	581	358	1946	.115
Whitworth.....	61	700	400	2423	.124
Puget Sound.....	70	701	430	1964	.138
Whitman.....	61	797	393	2427	.166
Pacific Lutheran....	58	826	373	2425	.187
Willamette.....	61	902	392	2273	.224
Lewis & Clark.....	58	804	318	2098	.232
Pacific.....	46	646	168	1551	.308

ASSISTS

Team	G	No.	Per Game
Whitworth.....	61	875	14.34
Puget Sound.....	70	918	13.11
Pacific Lutheran....	58	734	12.66
Linfield.....	47	577	12.28
George Fox.....	59	716	12.14
Willamette.....	61	713	11.69
Whitman.....	61	705	11.56
Lewis & Clark.....	58	513	8.84
Pacific.....	46	390	8.48

KILLS

Team	G	No.	Per Game
Whitworth.....	61	973	15.95
Puget Sound.....	70	1066	15.23
Willamette.....	61	917	15.03
Pacific Lutheran....	58	812	14.00
George Fox.....	59	816	13.83
Linfield.....	47	627	13.34
Whitman.....	61	807	13.23
Pacific.....	46	474	10.30
Lewis & Clark.....	58	562	9.69

BLOCKS

Team	G	Solo	Asst	Total	Per Game
George Fox.....	59	88	194	185.0	3.14
Linfield.....	47	39	187	132.5	2.82
Willamette.....	61	56	167	139.5	2.29
Puget Sound.....	70	36	202	137.0	1.96
Whitman.....	61	37	164	119.0	1.95
Pacific Lutheran....	58	25	136	93.0	1.60
Whitworth.....	61	21	150	96.0	1.57
Lewis & Clark.....	58	22	63	53.5	0.92
Pacific.....	46	10	44	32.0	0.70

SERVICE ACES

Team	G	No.	Per Game
Whitman.....	61	158	2.59
Pacific Lutheran....	58	147	2.53
Puget Sound.....	70	172	2.46
Whitworth.....	61	130	2.13
Linfield.....	47	94	2.00
Lewis & Clark.....	58	105	1.81
George Fox.....	59	104	1.76
Pacific.....	46	81	1.76
Willamette.....	61	95	1.56

MATCH WON-LOST PCT	---Conference---		---Overall---	
Team	W-L	Pct	W-L	Pct
Whitworth.....	8-0	1.000	16-1	.941
Puget Sound.....	6-2	.750	15-5	.750
George Fox.....	5-3	.625	13-4	.765
Pacific Lutheran....	5-3	.625	10-5	.667
Linfield.....	4-4	.500	9-4	.692
Willamette.....	4-4	.500	7-9	.438
Whitman.....	3-5	.375	8-8	.500
Pacific.....	1-7	.125	1-13	.071
Lewis & Clark.....	0-8	.000	3-14	.176

DIGS

Team	G	No.	Per Game
George Fox.....	59	1386	23.49
Whitworth.....	61	1137	18.64
Pacific Lutheran....	58	1023	17.62
Linfield.....	47	813	17.30
Whitman.....	61	960	15.74
Puget Sound.....	70	1083	15.47
Pacific.....	46	696	15.13
Lewis & Clark.....	58	873	15.05
Willamette.....	61	801	13.13

Conference Individual Leaders

2002 Northwest Conference
Conference Individual Leaders as of Oct 13, 2002

(Players listed below meet or exceed the minimums and have played in at least 67.00 percent of their team's games.)

HITTING PERCENTAGE (Minimum .200/3.0 attacks per game)

Player	Team	Cl	G	Kills	Errs	Total	Pct
Elmgren, Karen.....	UPS	SR	61	279	54	523	.430
Ougendal, Adriane...	UPS	JR	68	316	61	642	.397
Weatherred, Julie...	WHTW	SR	58	240	68	533	.323
Harksen, Lindsay...	LIN	FR	47	147	43	339	.307
Cashman, Angie.....	UPS	SR	53	85	26	195	.303
Huber, Jill.....	WTMN	JR	56	214	67	509	.289
Johnson, Heather...	PLU	SO	57	166	43	466	.264
Mailer, Brandy.....	GFU	SR	55	125	31	359	.262
Locke, Julie.....	PLU	SO	57	193	49	551	.261
Vaughan, Jill.....	WHTW	SR	57	142	56	334	.257

KILLS (Minimum 2.00 per game)

Player	Team	Cl	G	No.	Per Game
Ougendal, Adriane...	UPS	JR	68	316	4.65
Elmgren, Karen.....	UPS	SR	61	279	4.57
Weatherred, Julie...	WHTW	SR	58	240	4.14
Huber, Jill.....	WTMN	JR	56	214	3.82
Kirstein, Denise...	WTMN	JR	56	192	3.43
Locke, Julie.....	PLU	SO	57	193	3.39
Kanaga, Megan.....	WTMN	SR	55	184	3.35
Bostic, Nicole.....	GFU	JR	59	193	3.27
Turner, Stephanie...	PLU	FR	58	187	3.22
Etter, Michelle.....	WHTW	SR	54	169	3.13

ASSISTS (Minimum 5.00 per game)

Player	Team	Cl	G	No.	Per Game
Apperson, Megan.....	UPS	JR	60	693	11.55
Weedman, Nicole.....	WHTW	SR	46	517	11.24
Heu-Weller, Jenne...	PLU	JR	56	609	10.88
Wade, Erin.....	WTMN	JR	56	597	10.66
Cotner, Mindi.....	GFU	SR	55	555	10.09
Zaffino, Jodi.....	WU	SO	52	416	8.00
Zerr-Smith, Ashley..	L&C	SR	58	412	7.10
Leitheiser, Katie...	LIN	JR	47	294	6.26
Chamberlain, Diana..	WU	SR	45	236	5.24
Beck, Chrissi.....	PAC	JR	43	217	5.05

SERVICE ACES (Minimum 0.10 per game)

Player	Team	Cl	G	No.	Per Game
Turner, Stephanie...	PLU	FR	58	45	0.78
Ougendal, Adriane...	UPS	JR	68	48	0.71
Weedman, Nicole.....	WHTW	SR	46	30	0.65
Snyder, Nicole.....	PLU	SO	46	29	0.63
Huber, Jill.....	WTMN	JR	56	35	0.62
Williams, Laura.....	WTMN	SO	47	24	0.51
Forry, Krissy.....	L&C	SR	45	22	0.49
Schultens, Shelly...	GFU	SR	55	26	0.47
Elmgren, Karen.....	UPS	SR	61	28	0.46
Leitheiser, Katie...	LIN	JR	47	21	0.45

BLOCKS (Minimum 0.60 per game)

Player	Team	Cl	G	Solo	Asst	Total	Per Game
Schultens, Shelly...	GFU	SR	55	41	46	87.0	1.58
Sharpe, Kelly.....	LIN	JR	47	15	47	62.0	1.32

Burright, Angela....	GFU	FR	46	21	37	58.0	1.26
Huber, Jill.....	WTMN	JR	56	19	51	70.0	1.25
Hahn, Sarah.....	LIN	JR	47	8	50	58.0	1.23
Linden, Jenni.....	WU	JR	61	19	45	64.0	1.05
Harksen, Lindsay...	LIN	FR	47	3	45	48.0	1.02
Elmgren, Karen.....	UPS	SR	61	10	43	53.0	0.87
Johnson, Heather....	PLU	SO	57	7	39	46.0	0.81
Cashman, Angie.....	UPS	SR	53	8	32	40.0	0.75

DIGS (Minimum 1.00 per game)

Player	Team	Cl	G	No.	Per Game
Cotner, Mindi.....	GFU	SR	55	284	5.16
Bostic, Nicole.....	GFU	JR	59	295	5.00
Forry, Krissy.....	L&C		45	198	4.40
Weatherred, Julie...	WHTW	SR	58	242	4.17
Bellwood, Ashley...	LIN	SO	45	182	4.04
Locke, Julie.....	PLU	SO	57	226	3.96
Mailer, Brandy.....	GFU	SR	55	214	3.89
Stapleton, Haley....	GFU	FR	56	216	3.86
Beck, Andrea.....	LIN	JR	47	167	3.55
Tautfest, Jami.....	WU	SR	54	189	3.50

Northwest Conference Volleyball

Leaders

- Team Leaders
- Individual Leaders

Conference Team Leaders

2002 Northwest Conference
Conference Team Leaders as of Oct 06, 2002

HITTING PERCENTAGE

Team	G	Kills	Errs	Total	Pct
Puget Sound.....	62	972	266	2124	.332
Pacific Lutheran....	45	623	215	1790	.228
Whitworth.....	54	862	362	2203	.227
Linfield.....	38	532	206	1492	.218
Willamette.....	52	809	358	2114	.213
George Fox.....	51	695	251	2129	.209
Whitman.....	53	695	332	1975	.184
Pacific.....	40	424	261	1371	.119
Lewis & Clark.....	48	453	347	1738	.061

OPPONENT HITTING PCT.

Team	G	Kills	Errs	Total	Pct
Linfield.....	38	449	289	1574	.102
George Fox.....	51	670	407	2382	.110
Whitworth.....	54	628	349	2116	.132
Puget Sound.....	62	619	382	1713	.138
Whitman.....	53	724	343	2153	.177
Pacific Lutheran....	45	656	291	1848	.199
Willamette.....	52	777	337	1945	.226
Lewis & Clark.....	48	654	261	1717	.229
Pacific.....	40	555	130	1316	.323

ASSISTS

Team	G	No.	Per Game
Whitworth.....	54	772	14.30
Puget Sound.....	62	831	13.40
Linfield.....	38	486	12.79
Pacific Lutheran....	45	560	12.44
George Fox.....	51	606	11.88
Willamette.....	52	613	11.79
Whitman.....	53	604	11.40
Pacific.....	40	346	8.65
Lewis & Clark.....	48	412	8.58

KILLS

Team	G	No.	Per Game
Whitworth.....	54	862	15.96
Puget Sound.....	62	972	15.68
Willamette.....	52	809	15.56
Linfield.....	38	532	14.00
Pacific Lutheran....	45	623	13.84
George Fox.....	51	695	13.63
Whitman.....	53	695	13.11
Pacific.....	40	424	10.60
Lewis & Clark.....	48	453	9.44

BLOCKS

Team	G	Solo	Asst	Total	Per Game
George Fox.....	51	82	176	170.0	3.33
Linfield.....	38	31	159	110.5	2.91
Willamette.....	52	46	151	121.5	2.34
Whitman.....	53	33	146	106.0	2.00
Puget Sound.....	62	27	190	122.0	1.97
Pacific Lutheran....	45	23	104	75.0	1.67
Whitworth.....	54	21	112	77.0	1.43
Lewis & Clark.....	48	19	36	37.0	0.77
Pacific.....	40	7	40	27.0	0.68

SERVICE ACES

Team	G	No.	Per Game
Pacific Lutheran....	45	113	2.51
Whitman.....	53	130	2.45
Puget Sound.....	62	146	2.35
Whitworth.....	54	117	2.17
Linfield.....	38	76	2.00
George Fox.....	51	95	1.86
Lewis & Clark.....	48	85	1.77
Pacific.....	40	70	1.75
Willamette.....	52	74	1.42

MATCH WON-LOST PCT	---Conference---		---Overall---	
Team	W-L	Pct	W-L	Pct
Whitworth.....	6-0	1.000	14-1	.933
Puget Sound.....	5-1	.833	14-4	.778
Linfield.....	4-2	.667	9-2	.818
George Fox.....	4-2	.667	12-3	.800
Pacific Lutheran....	3-3	.500	7-5	.583
Willamette.....	3-3	.500	6-8	.429
Whitman.....	1-5	.167	6-8	.429
Pacific.....	1-5	.167	1-11	.083
Lewis & Clark.....	0-6	.000	3-11	.214

DIGS

Team	G	No.	Per Game
George Fox.....	51	1174	23.02
Whitworth.....	54	975	18.06
Linfield.....	38	667	17.55
Pacific Lutheran....	45	738	16.40
Whitman.....	53	835	15.75
Puget Sound.....	62	976	15.74
Pacific.....	40	602	15.05
Lewis & Clark.....	48	722	15.04
Willamette.....	52	677	13.02

Conference Individual Leaders

2002 Northwest Conference
Conference Individual Leaders as of Oct 06, 2002

(Players listed below meet or exceed the minimums and have played in at least 50.00 percent of their team's games.)

HITTING PERCENTAGE (Minimum .200/3.0 attacks per game)

Player	Team	Cl	G	Kills	Errs	Total	Pct
Elmgren, Karen.....	UPS	SR	61	279	54	523	.430
Ougendal, Adriane...	UPS	JR	60	278	53	564	.399
Cashman, Angie.....	UPS	SR	45	73	18	164	.335
Weatherred, Julie...	WHTW	SR	51	209	59	454	.330
Harksen, Lindsay...	LIN	FR	38	121	35	271	.317
Esposito, Nikki.....	UPS	FR	33	72	27	147	.306
Johnson, Heather...	PLU	SO	45	133	30	353	.292
Turner, Stephanie...	PLU	FR	45	153	51	365	.279
Mailer, Brandy.....	GFU	SR	50	112	26	316	.272
Schultens, Shelly...	GFU	SR	48	143	53	339	.265

KILLS (Minimum 2.00 per game)

Player	Team	Cl	G	No.	Per Game
Ougendal, Adriane...	UPS	JR	60	278	4.63
Elmgren, Karen.....	UPS	SR	61	279	4.57
Weatherred, Julie...	WHTW	SR	51	209	4.10
Huber, Jill.....	WTMN	JR	48	172	3.58
Kanaga, Megan.....	WTMN	SR	47	163	3.47
Kirstein, Denise...	WTMN	JR	48	164	3.42
Turner, Stephanie...	PLU	FR	45	153	3.40
Halleck, Kristin...	WU	SO	52	172	3.31
Bostic, Nicole.....	GFU	JR	51	165	3.24
Etter, Michelle.....	WHTW	SR	52	167	3.21

ASSISTS (Minimum 5.00 per game)

Player	Team	Cl	G	No.	Per Game
Apperson, Megan.....	UPS	JR	53	624	11.77
Weedman, Nicole.....	WHTW	SR	41	455	11.10
Heu-Weiler, Jenne...	PLU	JR	44	466	10.59
Wade, Erin.....	WTMN	JR	48	505	10.52
Cotner, Mindi.....	GFU	SR	48	480	10.00
Zaffino, Jodi.....	WU	SO	52	416	8.00
Hornor, Bekah.....	WHTW	FR	29	200	6.90
Zerr-Smith, Ashley..	L&C		48	320	6.67
Leitheiser, Katie...	LIN	JR	38	248	6.53

SERVICE ACES (Minimum 0.10 per game)

Player	Team	Cl	G	No.	Per Game
Turner, Stephanie...	PLU	FR	45	30	0.67
Snyder, Nicole.....	PLU	SO	33	21	0.64
Weedman, Nicole.....	WHTW	SR	41	26	0.63
Ougendal, Adriane...	UPS	JR	60	38	0.63
Williams, Laura.....	WTMN	SO	41	22	0.54
Hornor, Bekah.....	WHTW	FR	29	15	0.52
Huber, Jill.....	WTMN	JR	48	24	0.50
Schultens, Shelly...	GFU	SR	48	24	0.50
Buckingham, Lyndsay.	WTMN	SO	29	14	0.48
Wade, Erin.....	WTMN	JR	48	23	0.48

BLOCKS (Minimum 1.00 per game)

Player	Team	Cl	G	Solo	Asst	Total	Per Game
Schultens, Shelly...	GFU	SR	48	39	41	80.0	1.67
Sharpe, Kelly.....	LIN	JR	38	11	43	54.0	1.42

Huber, Jill.....	WTMN	JR	48	16	48	64.0	1.33
Burright, Angela....	GFU	FR	40	19	33	52.0	1.30
Hahn, Sarah.....	LIN	JR	38	7	41	48.0	1.26
Harksen, Lindsay....	LIN	FR	38	3	38	41.0	1.08
Linden, Jenni.....	WU	JR	52	15	37	52.0	1.00

DIGS (Minimum 1.00 per game)

Player	Team	Cl	G	No.	Per Game
Cotner, Mindi.....	GFU	SR	48	252	5.25
Bostic, Nicole.....	GFU	JR	51	249	4.88
Forry, Krissy.....	L&C		35	155	4.43
Weatherred, Julie....	WHTW	SR	51	203	3.98
Bellwood, Ashley....	LIN	SO	36	142	3.94
Mailer, Brandy.....	GFU	SR	50	192	3.84
Stapleton, Haley....	GFU	FR	49	184	3.76
Tautfest, Jami.....	WU	SR	45	162	3.60
Beck, Andrea.....	LIN	JR	38	136	3.58
Locke, Julie.....	PLU	SO	44	156	3.55

Northwest Conference Volleyball

Leaders

- Team Leaders
- Individual Leaders

Conference Team Leaders

2002 Northwest Conference
Conference Team Leaders as of Sep 29, 2002

HITTING PERCENTAGE

Team	G	Kills	Errs	Total	Pct
Puget Sound.....	59	906	242	1967	.338
Whitworth.....	46	738	301	1832	.239
Pacific Lutheran....	37	515	173	1451	.236
Willamette.....	46	735	316	1836	.228
Linfield.....	30	418	162	1156	.221
George Fox.....	43	598	207	1780	.220
Whitman.....	41	534	241	1443	.203
Pacific.....	33	348	207	1056	.134
Lewis & Clark.....	41	380	289	1438	.063

OPPONENT HITTING PCT.

Team	G	Kills	Errs	Total	Pct
Linfield.....	30	356	230	1215	.104
George Fox.....	43	552	340	1979	.107
Whitworth.....	46	542	296	1777	.138
Puget Sound.....	59	593	369	1571	.143
Whitman.....	41	566	261	1613	.189
Pacific Lutheran....	37	530	243	1508	.190
Willamette.....	46	702	294	1682	.243
Lewis & Clark.....	41	553	204	1417	.246
Pacific.....	33	437	98	1007	.337

ASSISTS

Team	G	No.	Per Game
Whitworth.....	46	657	14.28
Puget Sound.....	59	767	13.00
Linfield.....	30	381	12.70
Pacific Lutheran....	37	459	12.41
George Fox.....	43	516	12.00
Willamette.....	46	548	11.91
Whitman.....	41	458	11.17
Pacific.....	33	279	8.45
Lewis & Clark.....	41	345	8.41

KILLS

Team	G	No.	Per Game
Whitworth.....	46	738	16.04
Willamette.....	46	735	15.98
Puget Sound.....	59	906	15.36
Linfield.....	30	418	13.93
Pacific Lutheran....	37	515	13.92
George Fox.....	43	598	13.91
Whitman.....	41	534	13.02
Pacific.....	33	348	10.55
Lewis & Clark.....	41	380	9.27

BLOCKS

Team	G	Solo	Asst	Total	Per Game
George Fox.....	43	74	144	146.0	3.40
Linfield.....	30	31	129	95.5	3.18
Willamette.....	46	44	143	115.5	2.51
Whitman.....	41	29	106	82.0	2.00
Puget Sound.....	59	27	174	114.0	1.93
Pacific Lutheran....	37	19	96	67.0	1.81
Whitworth.....	46	16	100	66.0	1.43
Lewis & Clark.....	41	14	28	28.0	0.68
Pacific.....	33	5	34	22.0	0.67

SERVICE ACES

Team	G	No.	Per Game
Whitman.....	41	109	2.66
Pacific Lutheran....	37	95	2.57
Whitworth.....	46	107	2.33
Puget Sound.....	59	137	2.32
Linfield.....	30	62	2.07
George Fox.....	43	86	2.00
Lewis & Clark.....	41	79	1.93
Pacific.....	33	62	1.88
Willamette.....	46	68	1.48

MATCH WON-LOST PCT	---Conference---		---Overall---	
Team	W-L	Pct	W-L	Pct
Whitworth.....	4-0	1.000	12-1	.923
Puget Sound.....	4-1	.800	13-4	.765
George Fox.....	3-1	.750	11-2	.846
Pacific Lutheran....	3-1	.750	7-3	.700
Linfield.....	2-2	.500	7-2	.778
Willamette.....	2-2	.500	5-7	.417
Pacific.....	1-3	.250	1-9	.100
Whitman.....	0-4	.000	5-6	.455
Lewis & Clark.....	0-4	.000	3-9	.250

DIGS

Team	G	No.	Per Game
George Fox.....	43	978	22.74
Whitworth.....	46	804	17.48
Linfield.....	30	490	16.33
Pacific Lutheran....	37	599	16.19
Puget Sound.....	59	898	15.22
Lewis & Clark.....	41	588	14.34
Pacific.....	33	462	14.00
Whitman.....	41	564	13.76
Willamette.....	46	554	12.04

Conference Individual Leaders

2002 Northwest Conference
Conference Individual Leaders as of Sep 29, 2002

(Players listed below meet or exceed the minimums and have played in at least 50.00 percent of their team's games.)

HITTING PERCENTAGE (Minimum .200/3.0 attacks per game)

Player	Team	Cl	G	Kills	Errs	Total	Pct
Elmgren, Karen.....	UPS	SR	59	267	52	516	.417
Ougendal, Adriane...	UPS	JR	58	260	46	541	.396
Esposito, Nikki.....	UPS	FR	30	60	20	111	.360
Weatherred, Julie...	WHTW	SR	44	183	51	381	.346
Cashman, Angie.....	UPS	SR	48	78	20	174	.333
Mailer, Brandy.....	GFU	SR	43	101	20	264	.307
Turner, Stephanie...	PLU	FR	37	122	35	284	.306
Huber, Jill.....	WTMN	JR	41	143	42	347	.291
Johnson, Heather...	PLU	SO	37	109	27	284	.289
Harksen, Lindsay....	LIN	FR	30	84	27	200	.285

KILLS (Minimum 2.00 per game)

Player	Team	Cl	G	No.	Per Game
Elmgren, Karen.....	UPS	SR	59	267	4.53
Ougendal, Adriane...	UPS	JR	58	260	4.48
Weatherred, Julie...	WHTW	SR	44	183	4.16
Huber, Jill.....	WTMN	JR	41	143	3.49
Hallock, Kristin...	WU	SO	46	158	3.43
Bostic, Nicole.....	GFU	JR	43	144	3.35
Kirstein, Denise...	WTMN	JR	41	136	3.32
Turner, Stephanie...	PLU	FR	37	122	3.30
Etter, Michelle.....	WHTW	SR	45	145	3.22
Locke, Julie.....	PLU	SO	36	112	3.11

ASSISTS (Minimum 5.00 per game)

Player	Team	Cl	G	No.	Per Game
Apperson, Megan.....	UPS	JR	54	616	11.41
Weedman, Nicole.....	WHTW	SR	37	407	11.00
Heu-Weller, Jenne...	PLU	JR	36	375	10.42
Wade, Erin.....	WTMN	JR	41	427	10.41
Cotner, Mindi.....	GFU	SR	40	408	10.20
Zaffino, Jodi.....	WU	SO	46	361	7.85
Zerr-Smith, Ashley..	L&C		41	299	7.29
Horne, Bekah.....	WHTW	FR	24	151	6.29
Leitheiser, Katie...	LIN	JR	30	187	6.23

SERVICE ACES (Minimum 0.10 per game)

Player	Team	Cl	G	No.	Per Game
Turner, Stephanie...	PLU	FR	37	27	0.73
Weedman, Nicole.....	WHTW	SR	37	26	0.70
Snyder, Nicole.....	PLU	SO	25	16	0.64
Schultens, Shelly...	GFU	SR	41	23	0.56
Williams, Laura.....	WTMN	SO	34	19	0.56
Ougendal, Adriane...	UPS	JR	58	32	0.55
Horne, Bekah.....	WHTW	FR	24	13	0.54
Buckingham, Lyndsay.	WTMN	SO	25	13	0.52
Klos, Heather.....	PAC	SR	32	16	0.50
Forry, Krissy.....	L&C		28	14	0.50

BLOCKS (Minimum 1.00 per game)

Player	Team	Cl	G	Solo	Asst	Total	Per Game
Schultens, Shelly...	GFU	SR	41	33	34	67.0	1.63
Sharpe, Kelly.....	LIN	JR	30	11	35	46.0	1.53

Hahn, Sarah.....	LIN	JR	30	7	34	41.0	1.37
Huber, Jill.....	WTMN	JR	41	15	39	54.0	1.32
Burright, Angela....	GFU	FR	35	19	25	44.0	1.26
Harksen, Lindsay....	LIN	FR	30	3	31	34.0	1.13
Linden, Jenni.....	WU	JR	46	14	33	47.0	1.02

DIGS (Minimum 1.00 per game)

Player	Team	Cl	G	No.	Per Game
Cotner, Mindi.....	GFU	SR	40	211	5.28
Bostic, Nicole.....	GFU	JR	43	202	4.70
Forry, Krissy.....	L&C		28	115	4.11
Weatherred, Julie...	WHTW	SR	44	178	4.05
Mailer, Brandy.....	GFU	SR	43	163	3.79
Bellwood, Ashley....	LIN	SO	28	104	3.71
Tautfest, Jami.....	WU	SR	41	146	3.56
Stapleton, Haley....	GFU	FR	41	145	3.54
Locke, Julie.....	PLU	SO	36	117	3.25
Beck, Andrea.....	LIN	JR	30	96	3.20

⚡

Volleyball Box Score
The Automated ScoreBook For Volleyball
Willamette vs George Fox (10/30/02 at Newberg, OR)

⚡

Willamette		GP	ATTACK				SET A	SERVE		SRV RE	DEF DIG	BLOCK			GEN BHE
##	Name		K	E	TA	PCT		SA	SE			BS	BA	BE	
3	DeMello, Crystal....	3	11	2	27	.333	1	3	1	0	3	0	2	0	0
8	Linden, Jenni.....	3	13	5	31	.258	1	0	2	0	2	0	2	0	0
11	Klug, Annie.....	3	6	0	18	.333	1	1	0	0	6	1	1	0	0
12	Sammons, Angie.....	3	8	6	30	.067	0	1	4	1	10	0	0	0	0
14	Chamberlain, Diana..	3	1	1	4	.000	45	3	4	0	11	0	0	0	0
15	Halleck, Kristin....	3	5	4	24	.042	0	0	0	1	13	0	0	0	0
4	Batlan, Celia.....	3	0	0	3	.000	1	0	0	0	5	0	0	0	0
7	Tautfest, Jami.....	3	0	0	2	.000	1	0	0	2	22	0	0	0	0
16	Thompson, Lauren....	3	8	5	26	.115	0	0	0	4	6	0	1	0	0
Totals.....		3	52	23	165	.176	50	8	11	8	78	1	6	0	0

TEAM ATTACK PER GAME

TOTAL TEAM BLOCKS: 4.0

Game	K	E	TA	Pct
1	17	8	58	.155
2	16	9	52	.135
3	19	6	55	.236

GAME SCORES

1 2 3 TEAM RECORDS

Willamette.....	25	27	26	10-12, 6-6
George Fox.....	30	30	30	18-4, 9-3

George Fox		GP	ATTACK				SET A	SERVE		SRV RE	DEF DIG	BLOCK			GEN BHE
##	Name		K	E	TA	PCT		SA	SE			BS	BA	BE	
1	Bostic, Nicole.....	3	2	3	30	-.033	1	3	0	2	16	0	0	0	0
3	Cotner, Mindi.....	3	2	1	8	.125	34	0	0	0	14	0	1	0	0
5	Nelson, Jeni.....	2	4	0	11	.364	0	0	1	0	2	0	0	0	0
11	Schultens, Shelly...	3	9	6	29	.103	0	4	0	0	3	2	2	0	0
12	Frank, Angie.....	2	0	0	1	.000	1	0	1	2	0	0	0	0	0
13	Mailer, Brandy.....	3	11	1	25	.400	2	0	0	0	17	0	1	0	0
2	Glisson, Ashley.....	2	5	0	10	.500	0	1	0	1	6	0	0	0	0
7	Burright, Angela....	1	3	0	4	.750	0	0	1	0	0	0	1	0	0
10	Stapleton, Haley....	3	0	0	2	.000	0	0	0	3	10	0	0	0	0
15	Langmade, Lacey.....	2	6	3	27	.111	0	0	0	0	5	0	1	0	0
Totals.....		3	42	14	147	.190	38	8	3	8	73	2	6	0	0

TEAM ATTACK PER GAME

TOTAL TEAM BLOCKS: 5.0

Game	K	E	TA	Pct
1	13	2	45	.244
2	11	7	46	.087
3	18	5	56	.232

Site: Newberg, OR (Miller Gymnasium)

Date: 10/30/02 Attend: 250 Time: 1:30

Referees: Susan Dubickas, Denny Palanuk

⚡

George Fox University 2002 Volleyball
George Fox Overall Individual Statistics (as of Sep 15, 2002)
All matches

Overall record: 8-1 Conf: 0-0 Home: 0-0 Away: 2-0 Neutral: 6-1

##	Name	ATTACK						SET		SERVE		
		GP-MP-MS	K	K/Game	E	TA	Pct	A	A/Game	SA	SA/Gm	SE
1	Bostic, Nicole	28 9-9	92	3.29	29	299	.211	7	0.25	15	0.54	2
11	Schultens, Shelly	27 9-9	78	2.89	30	173	.277	3	0.11	21	0.78	5
13	Mailer, Brandy	28 9-9	68	2.43	13	174	.316	24	0.86	9	0.32	4
15	Langmade, Lacey	22 9-7	51	2.32	20	166	.187	0	0.00	1	0.05	0
7	Burright, Angela	26 9-8	47	1.81	15	133	.241	0	0.00	1	0.04	4
2	Glisson, Ashley	15 8-0	18	1.20	14	72	.056	3	0.20	5	0.33	2
5	Nelson, Jeni	9 7-0	10	1.11	6	40	.100	1	0.11	1	0.11	2
3	Cotner, Mindi	26 9-9	25	0.96	4	48	.438	264	10.15	5	0.19	0
4	Rietze, Libby	3 3-0	1	0.33	0	1	1.000	0	0.00	0	0.00	0
12	Frank, Angie	21 8-2	2	0.10	5	15	-.200	1	0.05	5	0.24	6
8	Roseberg, Amy	1 1-0	0	0.00	0	0	.000	0	0.00	0	0.00	0
10	Stapleton, Haley	26 9-1	0	0.00	1	8	-.125	4	0.15	0	0.00	0
6	Schantin, Jamie	3 3-0	0	0.00	0	5	.000	23	7.67	1	0.33	0
14	Roberts, Michol	6 4-0	0	0.00	0	0	.000	2	0.33	0	0.00	0
GEORGE FOX.....		28 9-9	392	14.00	137	1134	.225	332	11.86	64	2.29	25
Opponents.....		28 9-9	259	9.25	192	1032	.065	234	8.36	33	1.18	46

##	Name	DIG				BLOCKING				
		G	RE	DIG	Dig/G	BS	BA	Total	B/Game	BE BHE
1	Bostic, Nicole	28	12	138	4.93	2	10	12	0.43	3 0
11	Schultens, Shelly	27	2	39	1.44	26	22	48	1.78	2 0
13	Mailer, Brandy	28	5	98	3.50	3	21	24	0.86	0 0
15	Langmade, Lacey	22	2	21	0.95	2	4	6	0.27	1 0
7	Burright, Angela	26	1	11	0.42	17	21	38	1.46	4 0
2	Glisson, Ashley	15	0	29	1.93	1	0	1	0.07	0 0
5	Nelson, Jeni	9	0	6	0.67	3	4	7	0.78	2 0
3	Cotner, Mindi	26	0	141	5.42	2	14	16	0.62	1 0
4	Rietze, Libby	3	0	1	0.33	0	1	1	0.33	0 0
12	Frank, Angie	21	5	64	3.05	0	0	0	0.00	0 0
6	Schantin, Jamie	3	0	8	2.67	0	1	1	0.33	0 0
TEAM			4							
14	Roberts, Michol	6	0	9	1.50	0	0	0	0.00	0 0
8	Roseberg, Amy	1	0	0	0.00	0	0	0	0.00	0 0
10	Stapleton, Haley	26	11	93	3.58	0	0	0	0.00	0 0
GEORGE FOX.....		28	42	658	23.50	56	98	105.0	3.75	14 0
Opponents.....		28	52	410	14.64	7	51	32.5	1.16	15 9

George Fox University 2002 Volleyball
George Fox Match Results (as of Sep 15, 2002)
All matches

Date	Opponent	Score	Score-by-game	Overall Record	Conference Record	Time	Attend
----	-----	-----	-----	-----	-----	----	-----
# Aug 30, 2002	vs Ithaca	W 3-0	30-28,30-23,30-17	1-0	0-0		
# Aug 31, 2002	vs Juniata	0-3 L	23-30,21-30,17-30	1-1	0-0		
# Aug 31, 2002	at Gettysburg	W 3-1	30-14,28-30,30-20,30-18	2-1	0-0		54
+ Sep 05, 2002	vs Montana-Western	W 3-0	30-28,30-20,30-21	3-1	0-0	1:23	50
Sep 05, 2002	vs Redlands	W 3-0	30-20,30-21,30-24	4-1	0-0		
Sep 06, 2002	vs Occidental	W 3-0	30-18,30-20,30-17	5-1	0-0		
Sep 07, 2002	vs Lewis-Clark State	W 3-0	30-14,30-26,30-23	6-1	0-0		50
Sep 07, 2002	vs California Lutheran	W 3-0	30-26,30-19,30-15	7-1	0-0		
Sep 10, 2002	at Warner Pacific	W 3-0	30-17,30-20,30-20	8-1	0-0		50

- # - Gettysburg National Invitational Tournament, Gettysburg, Pa.
- + - Whitworth Invitational Tournament, Spokane, Wash.
- * - Northwest Conference game

TEAM RECORD	W-L	ATTEND	Dates	Total	Average
-----	---	-----	-----	-----	-----
Overall:	8-1	Total:	9	204	23
Conference:	0-0	Home:	0	0	0
Home:	0-0	Away:	2	104	52
Away:	2-0	Neutral:	7	100	14
Neutral:	6-1				
3 games:	7-1				
4 games:	1-0				
5 games:	0-0				

George Fox University 2002 Volleyball
George Fox Overall Individual Statistics (as of Sep 15, 2002)
All matches

Overall record: 8-1 Conf: 0-0 Home: 0-0 Away: 2-0 Neutral: 6-1

##	Name	ATTACK						SET		SERVE		
		GP-MP-MS	K	K/Game	E	TA	Pct	A	A/Game	SA	SA/Gm	SE
1	Bostic, Nicole	28 9-9	92	3.29	29	299	.211	7	0.25	15	0.54	2
11	Schultens, Shelly	27 9-9	78	2.89	30	173	.277	3	0.11	21	0.78	5
13	Mailer, Brandy	28 9-9	68	2.43	13	174	.316	24	0.86	9	0.32	4
15	Langmade, Lacey	22 9-7	51	2.32	20	166	.187	0	0.00	1	0.05	0
7	Burright, Angela	26 9-8	47	1.81	15	133	.241	0	0.00	1	0.04	4
2	Glisson, Ashley	15 8-0	18	1.20	14	72	.056	3	0.20	5	0.33	2
5	Nelson, Jeni	9 7-0	10	1.11	6	40	.100	1	0.11	1	0.11	2
3	Cotner, Mindi	26 9-9	25	0.96	4	48	.438	264	10.15	5	0.19	0
4	Rietze, Libby	3 3-0	1	0.33	0	1	1.000	0	0.00	0	0.00	0
12	Frank, Angie	21 8-2	2	0.10	5	15	-.200	1	0.05	5	0.24	6
8	Roseberg, Amy	1 1-0	0	0.00	0	0	.000	0	0.00	0	0.00	0
10	Stapleton, Haley	26 9-1	0	0.00	1	8	-.125	4	0.15	0	0.00	0
6	Schantin, Jamie	3 3-0	0	0.00	0	5	.000	23	7.67	1	0.33	0
14	Roberts, Michol	6 4-0	0	0.00	0	0	.000	2	0.33	0	0.00	0
	GEORGE FOX.....	28 9-9	392	14.00	137	1134	.225	332	11.86	64	2.29	25
	Opponents.....	28 9-9	259	9.25	192	1032	.065	234	8.36	33	1.18	46

##	Name	DIG				BLOCKING					BE	
		G	RE	DIG	Dig/G	BS	BA	Total	B/Game		BHE	
1	Bostic, Nicole	28	12	138	4.93	2	10	12	0.43	3	0	
11	Schultens, Shelly	27	2	39	1.44	26	22	48	1.78	2	0	
13	Mailer, Brandy	28	5	98	3.50	3	21	24	0.86	0	0	
15	Langmade, Lacey	22	2	21	0.95	2	4	6	0.27	1	0	
7	Burright, Angela	26	1	11	0.42	17	21	38	1.46	4	0	
2	Glisson, Ashley	15	0	29	1.93	1	0	1	0.07	0	0	
5	Nelson, Jeni	9	0	6	0.67	3	4	7	0.78	2	0	
3	Cotner, Mindi	26	0	141	5.42	2	14	16	0.62	1	0	
4	Rietze, Libby	3	0	1	0.33	0	1	1	0.33	0	0	
12	Frank, Angie	21	5	64	3.05	0	0	0	0.00	0	0	
6	Schantin, Jamie	3	0	8	2.67	0	1	1	0.33	0	0	
	TEAM		4									
14	Roberts, Michol	6	0	9	1.50	0	0	0	0.00	0	0	
8	Roseberg, Amy	1	0	0	0.00	0	0	0	0.00	0	0	
10	Stapleton, Haley	26	11	93	3.58	0	0	0	0.00	0	0	
	GEORGE FOX.....	28	42	658	23.50	56	98	105.0	3.75	14	0	
	Opponents.....	28	52	410	14.64	7	51	32.5	1.16	15	9	

George Fox University 2002 Volleyball
George Fox Match Results (as of Sep 15, 2002)
All matches

Date	Opponent	Score	Score-by-game	Overall Record	Conference Record	Time	Attend
----	-----	-----	-----	-----	-----	----	-----
# Aug 30, 2002	vs Ithaca	W 3-0	30-28,30-23,30-17	1-0	0-0		
# Aug 31, 2002	vs Juniata	0-3 L	23-30,21-30,17-30	1-1	0-0		
# Aug 31, 2002	at Gettysburg	W 3-1	30-14,28-30,30-20,30-18	2-1	0-0		54
+ Sep 05, 2002	vs Montana-Western	W 3-0	30-28,30-20,30-21	3-1	0-0	1:23	50
Sep 05, 2002	vs Redlands	W 3-0	30-20,30-21,30-24	4-1	0-0		
Sep 06, 2002	vs Occidental	W 3-0	30-18,30-20,30-17	5-1	0-0		
Sep 07, 2002	vs Lewis-Clark State	W 3-0	30-14,30-26,30-23	6-1	0-0		50
Sep 07, 2002	vs California Lutheran	W 3-0	30-26,30-19,30-15	7-1	0-0		
Sep 10, 2002	at Warner Pacific	W 3-0	30-17,30-20,30-20	8-1	0-0		50

- Gettysburg National Invitational Tournament, Gettysburg, Pa.

+ - Whitworth Invitational Tournament, Spokane, Wash.

* - Northwest Conference game

TEAM RECORD	W-L	ATTEND	Dates	Total	Average
-----	---	-----	-----	-----	-----
Overall:	8-1	Total:	9	204	23
Conference:	0-0	Home:	0	0	0
Home:	0-0	Away:	2	104	52
Away:	2-0	Neutral:	7	100	14
Neutral:	6-1				
3 games:	7-1				
4 games:	1-0				
5 games:	0-0				

George Fox University 2002 Volleyball
George Fox Overall Individual Statistics (as of Oct 20, 2002)
All matches

Overall record: 15-4 Conf: 7-3 Home: 4-1 Away: 5-2 Neutral: 6-1

#	Name	GP-MP-MS	ATTACK					SET		SERVE		
			K	K/Game	E	TA	Pct	A	A/Game	SA	SA/Gm	SE
	Bostic, Nicole	66 19-19	219	3.32	68	714	.211	23	0.35	24	0.36	6
1	Schultens, Shelly	61 19-19	178	2.92	67	449	.247	6	0.10	26	0.43	15
5	Langmade, Lacey	57 19-11	137	2.40	46	470	.194	0	0.00	1	0.02	0
3	Mailer, Brandy	62 18-18	144	2.32	34	407	.270	68	1.10	13	0.21	6
	Burright, Angela	52 19-11	82	1.58	28	248	.218	1	0.02	3	0.06	8
	Nelson, Jeni	41 17-7	58	1.41	29	184	.158	5	0.12	9	0.22	10
	Glisson, Ashley	31 13-0	36	1.16	26	145	.069	8	0.26	7	0.23	8
	Rietze, Libby	8 5-0	8	1.00	3	17	.294	1	0.12	0	0.00	0
	Farrens, Melissa	2 2-0	2	1.00	4	14	-.143	0	0.00	0	0.00	0
	Cotner, Mindi	62 19-19	49	0.79	23	134	.194	634	10.23	10	0.16	4
	Roseberg, Amy	2 2-0	1	0.50	0	1	1.000	0	0.00	0	0.00	0
	Schantin, Jamie	6 6-0	2	0.33	0	9	.222	47	7.83	1	0.17	1
2	Frank, Angie	51 18-9	5	0.10	6	24	-.042	6	0.12	16	0.31	9
4	Roberts, Michol	11 8-0	1	0.09	2	7	-.143	2	0.18	1	0.09	2
0	Stapleton, Haley	63 19-1	0	0.00	1	16	-.062	13	0.21	0	0.00	0
	GEORGE FOX.....	66 19-19	922	13.97	337	2839	.206	814	12.33	111	1.68	69
	Opponents.....	66 19-19	862	13.06	529	3137	.106	780	11.82	111	1.68	130

#	Name	G	RE	---DIG---		-----BLOCKING-----					BE	BHE
				DIG	Dig/G	BS	BA	Total	B/Game			
	Bostic, Nicole	66	32	335	5.08	5	23	28	0.42	6	2	
1	Schultens, Shelly	61	6	76	1.25	44	53	97	1.59	8	1	
5	Langmade, Lacey	57	2	55	0.96	2	14	16	0.28	2	0	
3	Mailer, Brandy	62	11	253	4.08	6	38	44	0.71	3	2	
	Burright, Angela	52	2	21	0.40	21	39	60	1.15	8	1	
	Nelson, Jeni	41	1	30	0.73	7	17	24	0.59	5	2	
	Glisson, Ashley	31	4	81	2.61	2	2	4	0.13	1	0	
	Rietze, Libby	8	0	5	0.62	0	1	1	0.12	0	0	
	Farrens, Melissa	2	0	3	1.50	1	0	1	0.50	0	0	
	Cotner, Mindi	62	1	315	5.08	6	31	37	0.60	4	6	
	Roseberg, Amy	2	0	0	0.00	0	0	0	0.00	0	0	
	Schantin, Jamie	6	0	17	2.83	0	1	1	0.17	0	0	
2	Frank, Angie	51	11	120	2.35	0	0	0	0.00	0	0	
4	Roberts, Michol	11	4	21	1.91	0	0	0	0.00	0	0	
0	Stapleton, Haley	63	29	237	3.76	0	0	0	0.00	0	0	
	TEAM		8									
	GEORGE FOX.....	66	111	1569	23.77	94	219	203.5	3.08	38	14	
	Opponents.....	66	104	1364	20.67	33	125	95.5	1.45	48	27	

George Fox University 2002 Volleyball
George Fox Match Results (as of Oct 20, 2002)
All matches

Date	Opponent	Score	Score-by-game	Overall Record	Conference Record	Time	Attend
----	-----	-----	-----	-----	-----	----	-----
# 08/30/02	vs Ithaca	W 3-0	30-28,30-23,30-17	1-0	0-0		
# 08/31/02	vs Juniata	0-3 L	23-30,21-30,17-30	1-1	0-0		
# 08/31/02	at Gettysburg	W 3-1	30-14,28-30,30-20,30-18	2-1	0-0		54
+ 09/06/02	vs Montana-Western	W 3-0	30-28,30-20,30-21	3-1	0-0	1:23	50
+ 09/06/02	vs Redlands	W 3-0	30-20,30-21,30-24	4-1	0-0		
+ 09/06/02	vs Occidental	W 3-0	30-18,30-20,30-17	5-1	0-0		
+ 09/07/02	vs Lewis-Clark State	W 3-0	30-14,30-26,30-23	6-1	0-0		50
+ 09/07/02	vs California Lutheran	W 3-0	30-26,30-19,30-15	7-1	0-0		
09/10/02	at Warner Pacific	W 3-0	30-17,30-20,30-20	8-1	0-0		50
* 09/20/02	PACIFIC (ORE.)	W 3-1	30-9,30-20,28-30,30-20	9-1	1-0	1:50	175
* 09/21/02	at Puget Sound	2-3 L	18-30,30-25,30-23,28-30,12-15	9-2	1-1	2:05	350
* 09/25/02	at Willamette	W 3-0	30-23,30-24,30-18	10-2	2-1	1:30	200
* 09/28/02	LINFIELD	W 3-0	30-28,30-21,30-14	11-2	3-1	1:25	250
* 10/04/02	WHITMAN	W 3-0	30-15,30-18,30-27	12-2	4-1	1:13	250
* 10/05/02	WHITWORTH	2-3 L	25-30,30-19,30-27,15-30,9-15	12-3	4-2	2:20	280
* 10/09/02	at Lewis & Clark	W 3-0	30-19,30-10,31-29	13-3	5-2	1:25	50
* 10/12/02	at Pacific Lutheran	2-3 L	27-30,30-24,30-21,24-30,17-19	13-4	5-3	2:20	150
* 10/18/02	at Pacific (Ore.)	W 3-0	30-21,30-22,30-25	14-4	6-3	1:30	115
* 10/19/02	PUGET SOUND	W 3-1	30-27,21-30,30-19,30-24	15-4	7-3	1:54	250
10/24/02	COLORADO COLLEGE	7:00 pm					
* 10/26/02	at Linfield	7:00 pm					
* 10/30/02	WILLAMETTE	7:00 pm					
* 11/01/02	at Whitman	7:00 pm					
* 11/02/02	at Whitworth	7:00 pm					
* 10/06/02	LEWIS & CLARK	7:00 pm					
* 11/09/02	PACIFIC LUTHERAN	7:00 pm					

- Gettysburg National Invitational Tournament, Gettysburg, Pa.

+ - Whitworth Invitational Tournament, Spokane, Wash.

* - Northwest Conference game

TEAM RECORD	W-L	ATTEND	Dates	Total	Average
-----	---	-----	-----	-----	-----
Overall:	15-4	Total:	19	2274	120
Conference:	7-3	Home:	5	1205	241
Home:	4-1	Away:	7	969	138
Away:	5-2	Neutral:	7	100	14
Neutral:	6-1				
3 games:	12-1				
4 games:	3-0				
5 games:	0-3				

George Fox University 2002 Volleyball
George Fox Overall Individual Statistics (as of Oct 14, 2002)
All matches

Overall record: 13-4 Conf: 5-3 Home: 3-1 Away: 4-2 Neutral: 6-1

		-----ATTACK-----						---SET---		-----SERVE-----		
##	Name	GP-MP-MS	K	K/Game	E	TA	Pct	A	A/Game	SA	SA/Gm	SE
1	Bostic, Nicole	59 17-17	193	3.27	59	636	.211	20	0.34	22	0.37	4
11	Schultens, Shelly	55 17-17	162	2.95	64	399	.246	5	0.09	26	0.47	13
15	Langmade, Lacey	50 17-11	114	2.28	38	388	.196	0	0.00	1	0.02	0
13	Mailer, Brandy	55 16-16	125	2.27	31	359	.262	60	1.09	12	0.22	5
9	Farrens, Melissa	1 1-0	2	2.00	3	12	-.083	0	0.00	0	0.00	0
7	Burright, Angela	46 17-10	76	1.65	25	225	.227	0	0.00	3	0.07	6
5	Nelson, Jeni	35 15-6	48	1.37	24	155	.155	4	0.11	9	0.26	8
2	Glisson, Ashley	28 12-0	36	1.29	26	141	.071	7	0.25	7	0.25	8
4	Rietze, Libby	8 5-0	8	1.00	3	17	.294	1	0.12	0	0.00	0
3	Cotner, Mindi	55 17-17	44	0.80	17	113	.239	555	10.09	9	0.16	2
8	Roseberg, Amy	2 2-0	1	0.50	0	1	1.000	0	0.00	0	0.00	0
6	Schantin, Jamie	6 6-0	2	0.33	0	9	.222	47	7.83	1	0.17	1
14	Roberts, Michol	10 7-0	1	0.10	2	6	-.167	2	0.20	0	0.00	2
12	Frank, Angie	47 16-7	4	0.09	5	21	-.048	6	0.13	14	0.30	9
10	Stapleton, Haley	56 17-1	0	0.00	1	12	-.083	9	0.16	0	0.00	0
	GEORGE FOX.....	59 17-17	816	13.83	298	2494	.208	716	12.14	104	1.76	58
	Opponents.....	59 17-17	765	12.97	470	2777	.106	695	11.78	99	1.68	113

##	Name	G	RE	---DIG---		-----BLOCKING-----					
				DIG	Dig/G	BS	BA	Total	B/Game	BE	BHE
1	Bostic, Nicole	59	30	295	5.00	5	20	25	0.42	6	2
11	Schultens, Shelly	55	5	67	1.22	41	46	87	1.58	8	1
15	Langmade, Lacey	50	2	44	0.88	2	13	15	0.30	2	0
13	Mailer, Brandy	55	10	214	3.89	5	35	40	0.73	3	2
9	Farrens, Melissa	1	0	0	0.00	1	0	1	1.00	0	0
7	Burright, Angela	46	2	20	0.43	21	37	58	1.26	7	1
5	Nelson, Jeni	35	1	23	0.66	6	14	20	0.57	5	1
2	Glisson, Ashley	28	3	70	2.50	2	2	4	0.14	1	0
4	Rietze, Libby	8	0	5	0.62	0	1	1	0.12	0	0
3	Cotner, Mindi	55	0	284	5.16	5	25	30	0.55	3	5
8	Roseberg, Amy	2	0	0	0.00	0	0	0	0.00	0	0
6	Schantin, Jamie	6	0	17	2.83	0	1	1	0.17	0	0
14	Roberts, Michol	10	4	20	2.00	0	0	0	0.00	0	0
12	Frank, Angie	47	9	111	2.36	0	0	0	0.00	0	0
10	Stapleton, Haley	56	28	216	3.86	0	0	0	0.00	0	0
	TEAM		5								
	GEORGE FOX.....	59	99	1386	23.49	88	194	185.0	3.14	36	12
	Opponents.....	59	97	1184	20.07	28	113	84.5	1.43	43	19

George Fox University 2002 Volleyball
George Fox Match Results (as of Oct 14, 2002)
All matches

Date	Opponent	Score	Score-by-game	Overall Record	Conference Record	Time	Attend
----	-----	-----	-----	-----	-----	----	-----
# 08/30/02	vs Ithaca	W 3-0	30-28,30-23,30-17	1-0	0-0		
# 08/31/02	vs Juniata	0-3 L	23-30,21-30,17-30	1-1	0-0		
# 08/31/02	at Gettysburg	W 3-1	30-14,28-30,30-20,30-18	2-1	0-0		54
+ 09/06/02	vs Montana-Western	W 3-0	30-28,30-20,30-21	3-1	0-0	1:23	50
+ 09/06/02	vs Redlands	W 3-0	30-20,30-21,30-24	4-1	0-0		
+ 09/06/02	vs Occidental	W 3-0	30-18,30-20,30-17	5-1	0-0		
+ 09/07/02	vs Lewis-Clark State	W 3-0	30-14,30-26,30-23	6-1	0-0		50
+ 09/07/02	vs California Lutheran	W 3-0	30-26,30-19,30-15	7-1	0-0		
09/10/02	at Warner Pacific	W 3-0	30-17,30-20,30-20	8-1	0-0		50
* 09/20/02	PACIFIC (ORE.)	W 3-1	30-9,30-20,28-30,30-20	9-1	1-0	1:50	175
* 09/21/02	at Puget Sound	2-3 L	18-30,30-25,30-23,28-30,12-15	9-2	1-1	2:05	350
* 09/25/02	at Willamette	W 3-0	30-23,30-24,30-18	10-2	2-1	1:30	200
* 09/28/02	LINFIELD	W 3-0	30-28,30-21,30-14	11-2	3-1	1:25	250
* 10/04/02	WHITMAN	W 3-0	30-15,30-18,30-27	12-2	4-1	1:13	250
* 10/05/02	WHITWORTH	2-3 L	25-30,30-19,30-27,15-30,9-15	12-3	4-2	2:20	280
* 10/09/02	at Lewis & Clark	W 3-0	30-19,30-10,31-29	13-3	5-2	1:25	50
* 10/12/02	at Pacific Lutheran	2-3 L	27-30,30-24,30-21,24-30,17-19	13-4	5-3	2:20	150
* 10/18/02	at Pacific (Ore.)	7:00 pm					
* 10/19/02	PUGET SOUND	7:00 pm					
10/24/02	COLORADO COLLEGE	7:00 pm					
* 10/26/02	at Linfield	7:00 pm					
* 10/30/02	WILLAMETTE	7:00 pm					
* 11/01/02	at Whitman	7:00 pm					
* 11/02/02	at Whitworth	7:00 pm					
* 10/06/02	LEWIS & CLARK	7:00 pm					
* 11/09/02	PACIFIC LUTHERAN	7:00 pm					

- Gettysburg National Invitational Tournament, Gettysburg, Pa.
+ - Whitworth Invitational Tournament, Spokane, Wash.
* - Northwest Conference game

TEAM RECORD	W-L	ATTEND	Dates	Total	Average
-----	---	-----	-----	-----	-----
Overall:	13-4	Total:	17	1909	112
Conference:	5-3	Home:	4	955	239
Home:	3-1	Away:	6	854	142
Away:	4-2	Neutral:	7	100	14
Neutral:	6-1				
3 games:	11-1				
4 games:	2-0				
5 games:	0-3				

George Fox University 2002 Volleyball
George Fox Overall Individual Statistics (as of Sep 30, 2002)
All matches

Overall record: 11-2 Conf: 3-1 Home: 2-0 Away: 3-1 Neutral: 6-1

			-----ATTACK-----					---SET---		-----SERVE-----		
#	Name	GP-MP-MS	K	K/Game	E	TA	Pct	A	A/Game	SA	SA/Gm	SE
1	Bostic, Nicole	43 13-13	144	3.35	45	471	.210	10	0.23	18	0.42	4
11	Schultens, Shelly	41 13-13	126	3.07	51	292	.257	3	0.07	23	0.56	11
13	Mailer, Brandy	43 13-13	101	2.35	20	264	.307	45	1.05	12	0.28	4
15	Langmade, Lacey	37 13-9	83	2.24	28	289	.190	0	0.00	1	0.03	0
7	Burright, Angela	35 13-8	56	1.60	19	166	.223	0	0.00	2	0.06	5
5	Nelson, Jeni	23 11-4	33	1.43	15	107	.168	2	0.09	8	0.35	5
2	Glisson, Ashley	15 8-0	18	1.20	14	72	.056	3	0.20	5	0.33	2
3	Cotner, Mindi	40 13-13	30	0.75	9	78	.269	408	10.20	7	0.17	2
3	Roseberg, Amy	2 2-0	1	0.50	0	1	1.000	0	0.00	0	0.00	0
1	Rietze, Libby	3 3-0	1	0.33	0	1	1.000	0	0.00	0	0.00	0
5	Schantin, Jamie	4 4-0	1	0.25	0	7	.143	30	7.50	1	0.25	1
14	Roberts, Michol	9 6-0	1	0.11	0	3	.333	2	0.22	0	0.00	2
12	Frank, Angie	35 12-4	3	0.09	5	18	-.111	4	0.11	9	0.26	8
10	Stapleton, Haley	41 13-1	0	0.00	1	11	-.091	9	0.22	0	0.00	0
	GEORGE FOX.....	43 13-13	598	13.91	207	1780	.220	516	12.00	86	2.00	44
	Opponents.....	43 13-13	552	12.84	340	1979	.107	499	11.60	72	1.67	80

		---DIG---				-----BLOCKING-----					
#	Name	G	RE	DIG	Dig/G	BS	BA	Total	B/Game	BE	BHE
1	Bostic, Nicole	43	25	202	4.70	4	17	21	0.49	4	2
11	Schultens, Shelly	41	3	48	1.17	33	34	67	1.63	3	1
13	Mailer, Brandy	43	8	163	3.79	5	26	31	0.72	2	1
15	Langmade, Lacey	37	2	36	0.97	2	8	10	0.27	1	0
7	Burright, Angela	35	1	13	0.37	19	25	44	1.26	4	0
5	Nelson, Jeni	23	1	14	0.61	5	11	16	0.70	4	1
2	Glisson, Ashley	15	0	29	1.93	1	0	1	0.07	0	0
3	Cotner, Mindi	40	0	211	5.28	5	21	26	0.65	2	1
3	Roseberg, Amy	2	0	0	0.00	0	0	0	0.00	0	0
1	Rietze, Libby	3	0	1	0.33	0	1	1	0.33	0	0
5	Schantin, Jamie	4	0	11	2.75	0	1	1	0.25	0	0
14	Roberts, Michol	9	1	13	1.44	0	0	0	0.00	0	0
12	Frank, Angie	35	6	92	2.63	0	0	0	0.00	0	0
10	Stapleton, Haley	41	21	145	3.54	0	0	0	0.00	0	0
TEAM			4								
GEORGE FOX.....		43	72	978	22.74	74	144	146.0	3.40	21	6
Opponents.....		43	79	823	19.14	18	81	58.5	1.36	31	16

George Fox University 2002 Volleyball
George Fox Match Results (as of Sep 30, 2002)
All matches

Date	Opponent	Score	Score-by-game	Overall Record	Conference Record	Time	Attend
----	-----	-----	-----	-----	-----	----	-----
# 08/30/02	vs Ithaca	W 3-0	30-28,30-23,30-17	1-0	0-0		
# 08/31/02	vs Juniata	0-3 L	23-30,21-30,17-30	1-1	0-0		
# 08/31/02	at Gettysburg	W 3-1	30-14,28-30,30-20,30-18	2-1	0-0		54
+ 09/06/02	vs Montana-Western	W 3-0	30-28,30-20,30-21	3-1	0-0	1:23	50
+ 09/06/02	vs Redlands	W 3-0	30-20,30-21,30-24	4-1	0-0		
+ 09/06/02	vs Occidental	W 3-0	30-18,30-20,30-17	5-1	0-0		
+ 09/07/02	vs Lewis-Clark State	W 3-0	30-14,30-26,30-23	6-1	0-0		50
+ 09/07/02	vs California Lutheran	W 3-0	30-26,30-19,30-15	7-1	0-0		
09/10/02	at Warner Pacific	W 3-0	30-17,30-20,30-20	8-1	0-0		50
* 09/20/02	PACIFIC (ORE.)	W 3-1	30-9,30-20,28-30,30-20	9-1	1-0	1:50	175
* 09/21/02	at Puget Sound	2-3 L	18-30,30-25,30-23,28-30,12-15	9-2	1-1	2:05	350
* 09/25/02	at Willamette	W 3-0	30-23,30-24,30-18	10-2	2-1	1:30	200
* 09/28/02	LINFIELD	W 3-0	30-28,30-21,30-14	11-2	3-1	1:25	250

- Gettysburg National Invitational Tournament, Gettysburg, Pa.

+ - Whitworth Invitational Tournament, Spokane, Wash.

* - Northwest Conference game

TEAM RECORD	W-L	ATTEND	Dates	Total	Average
-----	---	-----	-----	-----	-----
Overall:	11-2	Total:	13	1179	91
Conference:	3-1	Home:	2	425	212
Home:	2-0	Away:	4	654	164
Away:	3-1	Neutral:	7	100	14
Neutral:	6-1				
3 games:	9-1				
4 games:	2-0				
5 games:	0-1				

George Fox University 2002 Volleyball
George Fox Overall Individual Statistics (as of Sep 15, 2002)
All matches

Overall record: 8-1 Conf: 0-0 Home: 0-0 Away: 2-0 Neutral: 6-1
<cpi12>

##	Name	-----ATTACK-----						---SET---		-----SERVE-----		
		GP-MP-MS	K	K/Game	E	TA	Pct	A	A/Game	SA	SA/Gm	SE
1	Bostic, Nicole	28 9-9	92	3.29	29	299	.211	7	0.25	15	0.54	2
11	Schultens, Shelly	27 9-9	78	2.89	30	173	.277	3	0.11	21	0.78	5
13	Mailer, Brandy	28 9-9	68	2.43	13	174	.316	24	0.86	9	0.32	4
15	Langmade, Lacey	22 9-7	51	2.32	20	166	.187	0	0.00	1	0.05	0
7	Burright, Angela	26 9-8	47	1.81	15	133	.241	0	0.00	1	0.04	4
2	Glisson, Ashley	15 8-0	18	1.20	14	72	.056	3	0.20	5	0.33	2
5	Nelson, Jeni	9 7-0	10	1.11	6	40	.100	1	0.11	1	0.11	2
3	Cotner, Mindi	26 9-9	25	0.96	4	48	.438	264	10.15	5	0.19	0
4	Rietze, Libby	3 3-0	1	0.33	0	1	1.000	0	0.00	0	0.00	0
12	Frank, Angie	21 8-2	2	0.10	5	15	-.200	1	0.05	5	0.24	6
8	Roseberg, Amy	1 1-0	0	0.00	0	0	.000	0	0.00	0	0.00	0
10	Stapleton, Haley	26 9-1	0	0.00	1	8	-.125	4	0.15	0	0.00	0
6	Schantin, Jamie	3 3-0	0	0.00	0	5	.000	23	7.67	1	0.33	0
14	Roberts, Michol	6 4-0	0	0.00	0	0	.000	2	0.33	0	0.00	0
	GEORGE FOX.....	28 9-9	392	14.00	137	1134	.225	332	11.86	64	2.29	25
	Opponents.....	28 9-9	259	9.25	192	1032	.065	234	8.36	33	1.18	46

##	Name	---DIG---				-----BLOCKING-----					
		G	RE	DIG	Dig/G	BS	BA	Total	B/Game	BE	BHE
1	Bostic, Nicole	28	12	138	4.93	2	10	12	0.43	3	0
11	Schultens, Shelly	27	2	39	1.44	26	22	48	1.78	2	0
13	Mailer, Brandy	28	5	98	3.50	3	21	24	0.86	0	0
15	Langmade, Lacey	22	2	21	0.95	2	4	6	0.27	1	0
7	Burright, Angela	26	1	11	0.42	17	21	38	1.46	4	0
2	Glisson, Ashley	15	0	29	1.93	1	0	1	0.07	0	0
5	Nelson, Jeni	9	0	6	0.67	3	4	7	0.78	2	0
3	Cotner, Mindi	26	0	141	5.42	2	14	16	0.62	1	0
4	Rietze, Libby	3	0	1	0.33	0	1	1	0.33	0	0
12	Frank, Angie	21	5	64	3.05	0	0	0	0.00	0	0
6	Schantin, Jamie	3	0	8	2.67	0	1	1	0.33	0	0
	TEAM		4								
14	Roberts, Michol	6	0	9	1.50	0	0	0	0.00	0	0
8	Roseberg, Amy	1	0	0	0.00	0	0	0	0.00	0	0
10	Stapleton, Haley	26	11	93	3.58	0	0	0	0.00	0	0
	GEORGE FOX.....	28	42	658	23.50	56	98	105.0	3.75	14	0
	Opponents.....	28	52	410	14.64	7	51	32.5	1.16	15	9

George Fox University 2002 Volleyball
George Fox Match Results (as of Sep 15, 2002)
All matches

Date	Opponent	Score	Score-by-game	Overall Record	Conference Record	Time	Attend
----	-----	-----	-----	-----	-----	----	-----
# Aug 30, 2002	vs Ithaca	W 3-0	30-28,30-23,30-17	1-0	0-0		
# Aug 31, 2002	vs Juniata	0-3 L	23-30,21-30,17-30	1-1	0-0		
# Aug 31, 2002	at Gettysburg	W 3-1	30-14,28-30,30-20,30-18	2-1	0-0		54
+ Sep 05, 2002	vs Montana-Western	W 3-0	30-28,30-20,30-21	3-1	0-0	1:23	50
Sep 05, 2002	vs Redlands	W 3-0	30-20,30-21,30-24	4-1	0-0		
Sep 06, 2002	vs Occidental	W 3-0	30-18,30-20,30-17	5-1	0-0		
Sep 07, 2002	vs Lewis-Clark State	W 3-0	30-14,30-26,30-23	6-1	0-0		50
Sep 07, 2002	vs California Lutheran	W 3-0	30-26,30-19,30-15	7-1	0-0		
Sep 10, 2002	at Warner Pacific	W 3-0	30-17,30-20,30-20	8-1	0-0		50

- # - Gettysburg National Invitational Tournament, Gettysburg, Pa.
+ - Whitworth Invitational Tournament, Spokane, Wash.
* - Northwest Conference game

TEAM RECORD	W-L	ATTEND	Dates	Total	Average
-----	---	-----	-----	-----	-----
Overall:	8-1	Total:	9	204	23
Conference:	0-0	Home:	0	0	0
Home:	0-0	Away:	2	104	52
Away:	2-0	Neutral:	7	100	14
Neutral:	6-1				
3 games:	7-1				
4 games:	1-0				
5 games:	0-0				

George Fox University 2002 Volleyball
George Fox Overall Individual Statistics (as of Sep 09, 2002)
All matches

Overall record: 7-1 Conf: 0-0 Home: 0-0 Away: 1-0 Neutral: 6-1

##	Name	GP-MP-MS		-----ATTACK-----				---SET---		-----SERVE-----			
				K	K/Game	E	TA	Pct	A	A/Game	SA	SA/Gm	SE
1	Bostic, Nicole	25	8-8	84	3.36	27	271	.210	7	0.28	10	0.40	2
11	Schultens, Shelly	25	8-8	74	2.96	29	164	.274	2	0.08	21	0.84	5
13	Mailer, Brandy	25	8-8	60	2.40	12	155	.310	18	0.72	9	0.36	4
15	Langmade, Lacey	21	8-7	47	2.24	20	158	.171	0	0.00	1	0.05	0
7	Burright, Angela	24	8-7	39	1.62	14	114	.219	0	0.00	1	0.04	3
2	Glisson, Ashley	13	7-0	13	1.00	12	43	.023	1	0.08	3	0.23	1
5	Nelson, Jeni	7	6-0	7	1.00	6	29	.034	0	0.00	0	0.00	2
3	Cotner, Mindi	24	8-8	21	0.88	4	44	.386	246	10.25	5	0.21	0
4	Rietze, Libby	2	2-0	1	0.50	0	1	1.000	0	0.00	0	0.00	0
12	Frank, Angie	19	7-1	1	0.05	3	10	-.200	1	0.05	4	0.21	5
10	Stapleton, Haley	25	8-1	0	0.00	1	8	-.125	3	0.12	0	0.00	0
5	Schantin, Jamie	2	2-0	0	0.00	0	3	.000	14	7.00	0	0.00	0
14	Roberts, Mikey	5	3-0	0	0.00	0	0	.000	1	0.20	0	0.00	0
3	Roseberg, Amy	1	1-0	0	0.00	0	0	.000	0	0.00	0	0.00	0
	GEORGE FOX.....	25	8-8	347	13.88	128	1000	.219	293	11.72	54	2.16	22
	Opponents.....	25	8-8	227	9.08	177	888	.056	208	8.32	30	1.20	41

		---DIG---				-----BLOCKING-----					
##	Name	G	RE	DIG	Dig/G	BS	BA	Total	B/Game	BE	BHE
1	Bostic, Nicole	25	11	124	4.96	2	9	11	0.44	3	0
11	Schultens, Shelly	25	2	38	1.52	23	20	43	1.72	2	0
13	Mailer, Brandy	25	5	85	3.40	3	18	21	0.84	0	0
15	Langmade, Lacey	21	2	20	0.95	2	4	6	0.29	1	0
7	Burright, Angela	24	1	7	0.29	17	18	35	1.46	4	0
2	Glisson, Ashley	13	0	21	1.62	1	0	1	0.08	0	0
5	Nelson, Jeni	7	0	3	0.43	3	3	6	0.86	2	0
3	Cotner, Mindi	24	0	124	5.17	2	13	15	0.62	1	0
4	Rietze, Libby	2	0	0	0.00	0	0	0	0.00	0	0
12	Frank, Angie	19	5	58	3.05	0	0	0	0.00	0	0
	TEAM		2								
14	Roberts, Mikey	5	0	5	1.00	0	0	0	0.00	0	0
3	Roseberg, Amy	1	0	0	0.00	0	0	0	0.00	0	0
10	Stapleton, Haley	25	11	89	3.56	0	0	0	0.00	0	0
5	Schantin, Jamie	2	0	1	0.50	0	1	1	0.50	0	0
	GEORGE FOX.....	25	39	575	23.00	53	86	96.0	3.84	14	0
	Opponents.....	25	43	353	14.12	5	38	24.0	0.96	3	0

George Fox University Bruins - 2001 Volleyball Statistics (Final)
Overall record: 19-5 Conf: 11-5 Home: 10-1 Away: 6-4 Neutral: 3-0

			-----ATTACK-----						---SET---		-----SERVE-----		
##	Name	GP	MP-MS	K	K/Game	E	TA	Pct	A	A/Game	SA	SA/Gm	SE
1	Nicole Bostic	78	24-24	278	3.56	98	933	.193	9	0.12	21	0.27	17
9	Heidi Vander Stoep	76	24-21	254	3.34	89	757	.218	10	0.13	18	0.24	8
11	Shelly Schultens	77	24-23	249	3.23	114	618	.218	10	0.13	35	0.45	27
6	Brandy Mailer	80	23-17	191	2.39	50	589	.239	64	0.80	23	0.29	19
7	Laura Bonner	17	12-0	29	1.71	11	112	.161	1	0.06	3	0.18	2
10	Lacey Langmade	42	20-2	66	1.57	22	255	.173	3	0.07	8	0.19	7
5	Jeni Nelson	39	19-4	56	1.44	23	184	.179	3	0.08	0	0.00	0
8	Lynette Domench	65	21-3	87	1.34	61	277	.094	0	0.00	0	0.00	2
3	Mindi Cotner	86	24-24	54	0.63	12	157	.268	1022	11.88	16	0.19	10
4	Stephanie Reedal	11	7-1	4	0.36	0	19	.211	2	0.18	0	0.00	0
12	Angie Frank	81	24-17	4	0.05	2	27	.074	10	0.12	19	0.23	22
2	Heather Peeples	70	22-7	1	0.01	5	15	-.267	3	0.04	3	0.04	9
1	Jessi Williams	1	3-0	0	0.00	0	0	.000	0	0.00	0	0.00	0
13	Monica Hill	1	1-0	0	0.00	1	1	-1.000	9	9.00	0	0.00	1
	GEORGE FOX.....	86	24-24	1273	14.80	488	3944	.199	1146	13.33	146	1.70	124
	Opponents.....	86	24-24	1192	13.86	646	4202	.130	1067	12.41	172	2.00	150

##	Name	G	RE	DIG	Dig/G	BS	BA	Total	B/Game	BLOCKING	
										BE	BHE
1	Nicole Bostic	78	38	400	5.13	3	24	27	0.35	5	4
9	Heidi Vander Stoep	76	14	321	4.22	1	13	14	0.18	2	0
11	Shelly Schultens	77	9	113	1.47	53	65	118	1.53	10	1
6	Brandy Mailer	80	20	346	4.32	9	40	49	0.61	5	3
7	Laura Bonner	17	9	34	2.00	0	1	1	0.06	0	2
10	Lacey Langmade	42	13	79	1.88	3	9	12	0.29	3	3
5	Jeni Nelson	39	2	15	0.38	8	21	29	0.74	3	0
8	Lynette Domench	65	4	33	0.51	16	39	55	0.85	8	1
3	Mindi Cotner	86	1	433	5.03	8	39	47	0.55	4	12
4	Stephanie Reedal	11	0	3	0.27	0	1	1	0.09	1	0
12	Angie Frank	81	32	178	2.20	0	2	2	0.02	1	0
2	Heather Peeples	70	26	126	1.80	0	0	0	0.00	0	0
1	Jessi Williams	1	1	1	1.00	0	0	0	0.00	0	0
13	Monica Hill	1	0	1	1.00	0	1	1	1.00	0	0
TEAM			9								
GEORGE FOX.....		86	178	2083	24.22	101	255	228.5	2.66	42	26
Opponents.....		86	159	1938	22.53	35	197	133.5	1.55	43	33

GEORGE FOX UNIVERSITY "BRUINS" 2001 VOLLEYBALL RESULTS

Overall: 19-5 (H: 10-1 R: 6-4 N: 3-0)
NWC: 11-5 (H: 7-1 R: 4-4)

Games: 60-26
Games: 36-20

<u>DATE</u>		<u>OPPONENT</u>	<u>W/L</u>	<u>SCORE</u>	<u>ATT.</u>
8/31		EASTERN OREGON	W	3-1 (30-26, 27-30, 30-26, 30-19)	100
9/7	#	vs California State-Hayward	W	3-2 (26-30, 30-22, 26-30, 30-19, 15-9)	-
9/7	#	at Whittier	W	3-0 (30-28, 30-23, 30-26)	-
9/8	#	vs Pomona-Pitzer	W	3-0 (30-16, 30-26, 30-28)	-
9/8	#	vs Claremont-Mudd-Scripps	W	3-0 (30-20, 30-27, 30-26)	-
9/12		at Warner Pacific	W	3-1 (30-17, 30-21, 28-30, 30-17)	70
9/14	*	WHITMAN	W	3-0 (30-21, 30-25, 30-10)	150
9/15	*	WHITWORTH	L	0-3 (25-30, 32-34, 18-30)	135
9/19	*	at Willamette	W	3-1 (30-21, 25-30, 30-26, 30-19)	150
9/22	*	at Puget Sound	L	0-3 (30-32, 27-30, 25-30)	275
9/27		COLORADO COLLEGE	W	3-2 (32-30, 28-30, 30-25, 29-31, 15-10)	100
9/28	*	LINFIELD	W	3-0 (30-26, 30-21, 30-24)	180
9/29	*	at Pacific Lutheran	W	3-1 (30-27, 28-30, 30-28, 30-21)	225
10/3	*	at Lewis & Clark	W	3-0 (30-27, 30-18, 30-20)	65
10/5	*	at Pacific	W	3-0 (33-31, 30-23, 30-14)	56
10/10		WARNER PACIFIC	W	3-0 (30-16, 30-22, 30-13)	150
10/12	*	at Whitman	L	2-3 (30-24, 30-24, 27-30, 30-32, 11-15)	-
10/13	*	at Whitworth	L	0-3 (23-30, 21-30, 25-30)	107
10/17	*	WILLAMETTE	W	3-0 (30-27, 30-23, 30-20)	150
10/20	*	PUGET SOUND	W	3-1 (30-28, 22-30, 30-26, 30-25)	200
10/26	*	at Linfield	L	2-3 (30-22, 27-30, 21-30, 27-30)	150
10/27	*	PACIFIC LUTHERAN	W	3-2 (30-21, 24-30, 30-26, 25-30, 15-9)	250
11/2	*	PACIFIC	W	3-0 (30-21, 30-21, 30-22)	275
11/3	*	LEWIS & CLARK	W	3-0 (30-18, 30-17, 30-23)	225

- Whittier College Tournament, Whittier, Calif.

* - Northwest Conference match