

1987

### 1987 Statistics

George Fox University Archives

Follow this and additional works at: [https://digitalcommons.georgefox.edu/athletics\\_mentrack](https://digitalcommons.georgefox.edu/athletics_mentrack)

---

#### Recommended Citation

George Fox University Archives, "1987 Statistics" (1987). *Men's Track and Field*. 56.  
[https://digitalcommons.georgefox.edu/athletics\\_mentrack/56](https://digitalcommons.georgefox.edu/athletics_mentrack/56)

This Statistics is brought to you for free and open access by the George Fox University Athletics at Digital Commons @ George Fox University. It has been accepted for inclusion in Men's Track and Field by an authorized administrator of Digital Commons @ George Fox University. For more information, please contact [arolfe@georgefox.edu](mailto:arolfe@georgefox.edu).

## Event: PoleVault

1	Wade Bakley	LBCC	15'
2	Andy Holte	LCC	15'
3	Matt Canfield	OSU	14'6"
4	Rod Eakin	GFC	14'
5	Mike Gile	WU	13'6"
6	Dan Hoyt	MT. HOOD	13'
7	Billy Fields	UNAT	13'
7	Keith Wiggly	AIA	13'
8	Daryl Stickles	WOSC	12'6"

## Event; Hammer

1	Ken Flax	NYAC	71.46
2	Lance Deal	NYAC	69.18
3	Mike Fritchman	UNAT	63.90
4	Brian Masterson	UNAT	62.48
5	Greg Gassner	NYAC	62.24
6	Jim Kinney	UNAT	58.32
7	Glen Hill	UNAT	54.26
8	Scott McGee	UNAT	50.72
9	Phil Killinger	UNAT	49.50
10	Bob Eddie	UO	48.88
11	S. Sorenson	WOSC	46.02
12	David Collins	WU	44.72
13	Mike Watts	GFC	44.56
14	Doug Dean	LIN	43.90
15	Jim Cole	UNAT	43.18
16	Gary Moore	WOSC	43.10
17	Kyle Kobow	LIN	41.10
18	Todd Danko	WOSC	38.88
19	Doug Sommer	WU	38.62
20	Dan Gorman	WOSC	38.06
21	Craig Yon	UNAT	37.86
22	Terry Kylo	PLU	31.30
23	Rich Pykkonen	WU	31.00
24	Gary Chandler	NIC	24.00
25	Dan Hollander	TEAM OLY.	18.32

\*Glenn Hamilton OSU 45'2½"

24	Bart Templeton	NIC	36'8½"
25	Brett Anderson	LCC	36'7"
26	Doug Burroughs	UNAT	34'4"
27	Gary Wescott	L&C	35'6½"
28	Dave Strong	EVCC	34'
29	Garth Miller	UNAT	33'5"

## Event; Long jump

1	Latin Berry	UO	24'4½"
2	Derrick Eggers	NIC	23'1"
3	George Ogbride	UI	22'10½"
4	Patrick Coonrod	LIN	22'8½"
5	Chris Spriggs	UNAT	22'½"
6	Kevin Connors	WU	21'8½"
7	Gareth Pooleon	WU	21'5 3/4"
8	Curtis Dent	OSU	21'5½"
9	Mike Lewelling	CHEM	21'4"
10	Billy Fields		21'3"
11	Aaron Cook	UNAT	20'10¼"
12	Ken Quellette	L&C	20'10¼"
13	Jay Alexander	UNAT	20'6¼"
14	Gerry Clark	WOSC	20'1 3/4"
15	Bob Colleran	WU	19'10½"
16	Mike Hughes	UNAT	19'10¼"
17	John Prevedello	LIN	19'9 3/4"
18	Brian Snaric	MHCC	19'9¼"
19	Brad Cook	UNAT	19'4½"
20	Troy Harkins	LCC	19'3½"
21	Scott Banks	SWOC	18'9½"
22	Ralph Whaley	LCC	18'8½"
23	David Nickell	GFC	18'8¼"
24	Dave Brown	PLU	18'6"
25	Greg Rosebrook	UNAT	18'3½"
26	Jeff Waldien	UNAT	17'5"
27	Ray Shepard	LCC	17'3 3/4"

## Event: Shot put

1	Tim Hammock	UO	56'11"
2	Scott McGee	UNAT	52'9½"
3	Chandler	UNAT	50'8½"
4	Terrey Kylo	PLU	49'7½"
5	Todd Danko	WOSC	47'2"
6	Corey Warren	OSU	46'10"
7	Soren Soranson	WOSC	46'7"
8	David Collins	WU	45'11"
9	Lance Lehde	LCC	45'7"
10	Eric Cooley	WU	44'4½" *
11	Dan Gorman	WOSC	44'2"
12	Matt Lytum	WOSC	44'1½"
13	Roland Aumudler	PSU	43'10"
14	Bruce Sanders	OSU	43'8"
15	Adam Sharip	NIC	42'10"
16	Carl Cole	PLU	42'10"
17	Rick Pykkonen	WU	41'11"
18	Bob Boyer	PSU	41'8"
19	Nickell	GFC	39'9"
20	Jeff Whipple	NIC	39'7½"
21	Daryl Stickles	WOSC	38'4"
22	Craig Yon	UNAT	38'2"
23	Jim Mateskey	L&C	36'10"

Linfield Icebreaker Invitational March 7, 1987 Mens Results

Event: 110m HH Heat 1

1	Adolphus Onua	GFC	14.5
2	Jason Munoz	OSU	14.8
3	Sam Lapray	WU	15.1
4	Dan Thomas	WU	15.6
5	Keith Wilsey	AIA	16.3

Heat 2

1	Dave Kelley	L&C	15.8
2	Scott Young	PSU	15.9
3	Kent Pauly	unat	15.92
4	Steve Uhrich	UP	16.1
5	Lonnie Nelson	SWO	16.4
6	David Hodl	Lin	17.0

Heat 3

1	JJ Birden		14.5
2	Knapkin		15.0
3	Schott Cummins	GFC	15.0
4	Bob Cornes	WOSC	15.9
5	Rod Eakin	GFC	16.1
6	Jay Havel	Unat	16.2
7	Keith Kimberlin	CCC	17.8

Event: 400m Heat 1

1	Pat Lanning	UO	48.0
2	Nicholas Tracey	IDAHO	48.8
3	Keith Ussery	WOSC	49.2
4	Earl Davis		50.1
5	Doug Puckett	MT.HOOD	50.9
6	Tom Duenas	Unat	51.9
7	Abu-Bakr Ibrahim	OSU	51.9
8	Ray Graosenbach		53.0

Heat 2

1	Larry Williams	UO	49.0
2	Matt VanVlack	MT.HOOD	50.6
3	Peter Knudsen	UO	51.2
4	Terry Howard	Unat	51.8
5	Peter Hicks	PLU	51.9
6	George Moser	NIC	53.0
7	Shave Campbell	Unat	53.4
8	Randy Lynch	CCC	58.3

Heat 3

1	Phil Thompson	LCC	51.5
2	Eric Richardson	Unat	52.4
3	Russell Cory	NIC	52.9
4	Fred Hembry	Unat	53.1
5	Jesse W. McDaniel	NIC	55.7
6	Troy Bayne	Unat	57.9

Heat 4

Event: 400m Heat 4

1	Garth Miller	Unat	55.1
2	Jeff Persell	Unat	56.3
3	Jed Wachlin	CCC	56.6
4	Tom Heston	Unat	1.01.3

Event: 100m Heat 1

1	Patrick Williams	IDAHO	10.6
2	Dayo Onanubsi	IDAHO	10.8
3	Calvin Nicholson	OSU	10.8
4	George Ogbeide	IDAHO	10.83
5	Chris Stokes	IDAHO	10.84
6	Roosevelt Roby	UO	10.9
7	Babajide Akanri	OITC	10.92
8	Mark Berry	Unat	NT

Heat 2

1	Mark Caine	L&C	10.7
2	Derrick Eggers	NIC	11.1
3	Kurt Hargett	WOSC	11.2
4	Jason Munoz	OSU	11.2
5	Derek Cropp	PSU	11.3
6	David Mueller	GFC	11.3
7	Bob Fasulo	UP	11.7
8	Keith Wigley	AIA	11.8

Heat 3

1	Guy Oekerman	OSU	11.1
2	Don Odegard	OSU	11.2
3	Shane Walker	MT. HOOD	11.3
4	Chris Bauer	Unat	11.5
5	Greg Beery	L&C	11.5
6	Mark Anderson	Linf	11.5
7	Brian Cherry	Unat	11.6
8	John Prevedello	Linf	11.7

Heat 4

1	Luke Ball	Unat	11.4
2	Tim Biamont	WOSC	11.5
3	Eric Benner	PLU	11.6
4	Alan Fey	Lin	11.7
5	Jeff Faust	CCC	11.7
6	Gary Hardy	Unat	11.7
7	Dave Kelley	L&C	11.8
8	Harvey Potts	PLU	12.0

Heat 5

1	Tim Dzotell	SWO	11.6
2	Mike Lewelling	Chem	11.8
3	Wayne MacKinnon	Unat	11.9
4	Adam Sharrai	NIC	12.4
5	Dave Brown	PLU	12.5

Event: 5K Walk

1,500 M

Heat 1

1	Steve Renard	Pace S. Ath	21:52	1	Karl VanCalcar	OSU	3:52.1
2	Randy Jacobs	W.U.	23:22.4	2	Dave Bailey	UO	3:55
3	Jeff Kilday	W.U.	27:46	3	Seth Simmonds	UNAT	3:59.8
4	Tim Thiessen	Unat	29:02.1	4	Sean Messiter	Ptld R C	3:59.8
5	Troy O'Donnel	W.Ut	29:15	5	Bob Haggard	LCC	4:00.4
6	Eric Kaplan	Sal. Wlks.	32:10	6	Pete Warner	Or Intl	4:03.7
7	Dane Jaconetti	Unat	34:50	7	John Truex	UNAT	4:03.6

Heat 2

10,000 M				1	Mike Stepan	UNAT	4:03.2
1	Alan Knoop	Unat	31:28	2	Greg Muller	UP	4:05.5
2	Kevin Kelly	W.U.	33:29.6	3	Greg Suiter	Clac	4:06.8
3	Paul Kraft	A in A	33:51.6	4	Gary Timms	UNAT	4:07.3
4	Amar Kamadoli	W.U.	33:54.9	5	Dan Tow	pin	4:49.7
5	Andy Ziegler	PLU	34:46.1	6	Kevin Ball	UNAT	4:09.1
6	Travis Main	Unat	36:06.4	7	Dave Colburn	PSM	4:09.8
7	Matt Tornow	LCC	36:52.3	8	Lew Barnes	OSU	4:10.7
8	Mike Crocker	LCC	38:45	9	Shawn McMorris	UNAT	4:11
9	Randy Feldman	Unat	38:55	10	Greg Kemp Thorn	PSU	4:11
				11	Matt Knox	PLU	4:20
				12	Erik Longe	PLU	4:14.1
				13	Chris Tuma	UNAT	4:19.1
				14	Kris Kraiger	PLU	4:22.8
				15	Tim James	MT. HOOD	4:28.6

3,000 M Steeplechase

1	Jason Sele	WOSC	9:22.5
2	Phil Yearian	UOP	9:28.6
3	Ron Ares	L&C	9:30.9
4	Willie Hewson	Unat	9:34.6
5	Duke Ritenhouse	L&C	9:38.8

Heat 3

6				1	Tao Gotting	UNAT	4:09.4
7				2	Chris Cushman	NIC	4:11.5
8				3	Robert Crandall	L&C	4:14.3
9				4	Albert Alcalde	UNAT	4:15.1
10				5	Eric Harmann	L&C	4:19
				6	Scott Voyles	Linf	4:19.8
				7	Kirk Doughton	UNAT	4:20.9
				8	Jaime Caldera	OSU	4:24.2
				9	Peter Carleson	Linf	4:24.7
				10	Joe Patershall	PSU	4:25.2
				11	Trevor Jacobson	Linf	4:28.2
				12	Robert W. Frost	Linf	4:30.2
				13	Mark Nelson	NIC	4:32.9
				14	Milton Miller	MT. HOOD	4:33.3
				15	Carlo Abbruzzese	L&C	4:33.7
				16	Rob Kearns	UNAT	4:34.1
				17	Vic Renard	OSU	4:34.5
				18	Ken Bell	PSU	4:35.6
				19	Jim Blakemore	L&C	4:36.3
				20	Steve Derting	UNAT	4:37

400 Meter Relay

HEAT 1

1		IDAHO	41:8
2	Beary, Williams,	UO	42:2
3	Birden, Lanning		
4	Witzel, Thomas,	OSU	
5	ODegard, Nicholson		
6	Akanbi, Willhite,	Unat	42:9
7	Oherstedt, Roby	Mt. Hood C.C.	43:2
8	Hargett, Cornos,		
9	Usir, Biamont	WOSC	43.5

HEAT 2

1	Willie, Reese,	WU	43.8
2	Scearce, Connors		
3	Prevendelo, Anderson,	LIN	43.9
4	Fey, Brown		
5	Mueller, Eakin	GFC	44.0
6	Cummings, Anva		
7	Wilde, Benner,	PLU	44.3
8	Hicks, Potts		
9	Peavy, Marshall,	Unat	44.8
10	Alexander, Berry		
11	Hanson, Lynch,	CCC	45.5
12	Faust, Verhelst		
13	Wachlin, Kimbrlin,		
14	Livingston, McKinney	CCC	NT





## Event: 100 m continued Heat 6

1	Patrick Coonrod	LIN	11.8
2	Ray Grosenback		12.2
3	Mike Hughes	UNAT	12.2
4	Casey Verhelst		12.4

## Event: Javelin

1	Brian Crouser	NYAC	239'6½"
2	Ron Uhl	Unat	213'10½"
3	Jim Williams	WU	211'8½"
4	Doug Cooper		207'
5	Craig Stellin	PLU	205'8½"
6	Kent Newberry	PSU	196'6½"
7	Scott Skipper	UO	195'8"
8	Mike Keizur	WOSC	188'9"
9	Jack Byrne	UO	185'5"
10	Eric Wick	Unat	184'9"
11	John Weeks	Lin	176'6"
12	Brad Bales	OSU	175'7"
13	Gary Chandler	NIC	175'3"
14	Mike Twist	OSU	169'2"
15	David Nickell	GFC	168'11"
16	Bob Koreski	LCC	155'11"
17	Joe Richards	Unat	155'6"
18	Mark Garvey	Lin	151'6½"
19	Adam Sharrai	NIC	147'1½"
20	Scott Healy	WU	145'2"
21	Sean Hollen	Ever. CC	143'11½"
22	Brian Brown	PSU	137'4½"
23	Sean Coste	Lin	133'7½"
24	Pat Knight	CCC	128'7"
25	Scott Banks	SWOCC	127'3"
26	David Strong	Ever CC	108'7"
27	Dale Allen	SWOCC	93'4"

Event: 400m Intermediate Hurdles  
Heat 1

1	Ron Otterstedt	Unat	54.6
2	Bob Devyldere	WU	55.8
3	Tim Peterson	NIC	56.0
4	Bob Fasulo	UP	56.8
5	Steve Uhrich	UP	57.1
6	John Jensen	NIC	59.3
7	Kent Pauly	Unat	1:01.7

## Heat 2

1	Gareth Pooleon	WU	56.9
2	Matt Wilde	PLU	57.3
3	Scott Cummins	GFC	58.4
4	Doug Rogers	Lin	58.5
5	Danny Watkins	WOSC	59.1
6	Rick Hanson	CCC	59.1
7	Don Mespelt	WU	100.4
8	Glen Coldens	WOSC	101.8

## Event: Triple Jump

1	Lattin Berry	UO	52'½"
2	Chris Spriggs	Unat	44'8"
3	Dan Doherty	PSU	44'7"
4	Mike Burrell	Unat	44'6 3/4"
5	Kele Marsters	Lin	44'2"
6	Kevin Connors	WU	44'0"
7	Mike Lewelling	Chem	42'10"
8	John Prevedello	Lin	42'7"
9	Troy Harkins	LCC	42'½"
10	Billy R. Fields	Unat	41'10"
11	Ken Ouellette	L&C	40'7"
12	Brett Livingston	CCC	40'4"
13	Jim Martin	Unat	40'2½"
14	Sean Coste	Lin	38'9½"

## Event: High Jump

1	Tom Thompson	Mt. Hood	6'8"
2	Victor Howe	UP	6'8"
3	Stu Hodnot	OSU	6'8"
4	Scott Seidel	UO	6'8"
5	Dave Turnbull	OSU	6'8"
6	Eric Moen	LBCC	6'6"
7	Sean Sullivan	Unat	6'6"
8	Steve Seymour	Lin	6'4"
9	Ethan Kennedy	OSU	6'2"
10	Dan Doherty	PSU	6'2"
11	Cary Nevotny	UP	6'2"
12	Javes Edison	NIC	6'2"
13	Rob Kliewer	WU	6'0"
14	Jay Havel	Unat	6'0"
15	Dwight French	WOSC	6'0"
16	Brad Veale	SWOCC	6'0"
17	Steve Hash	Mt. Hood	6'0"
18	Daryl Stickles	WOSC	5'10"
19	Lance Hansen	Lin	5'8"
20	Scott Healy	WU	5'8"
21	Pat Tinnell	Lin	5'8"

Event: Discus			Event: 5,000 m Heat 2				
1	Jose DeSouza		176'2 3/4"	1	Gordon Birdsall	NIC	15:12.1
2	Kevin Carr	OI	174'5"	2	Nathan Hold	PLU	15:24.2
3	Scott Chandler		155'11"	3	Sean Fox	NIC	15:28.3
4	S Sorrenson	WOSC	153'7"	4	Parrish	NIC	15:29.8
5	Doug Sommer	WU	146'1 1/2"	5	Mike Romer	UNAT	15:31.9
6	Gary Robertson		145'8"	6	Dan Muse	UNAT	15:38.3
7	Mike Watts	GFC	144'	7	Robert Latting	PLU	15:41.6
8	Terry Kylo	PLU	142'3"	8	Chris Clark		15:52.2
9	Bob Boyer	PSU	141'3"	9	John Guza	WOSC	15:55.7
10	Tim Hammock		137'10"	10	John Albert		16:00.4
11	Roby Bowe	NIC	136'9"	11	Scott Roberts	PLU	16:04.4
12	Bruce Sanders	OSU	135'5"	12	Dave Petersen	GPRC	16:04.7
13	Glenn Hamilton	OSU	131'2"	13	John Weisel	LIN	16:06.5
14	Rick Pykkonen	WU	127'4"	14	Robert Brustad	PRC	16:08.9
15	Lance Lhene	LCC	126'	15	Brian Reick	WOSC	16:11.7
16	Eric Cooley	WU	125'5"	16	Greg Suiter	CCC	16:17.0
17	Todd Danko	WOSC	125'	17	Eric Ruong	UP	16:22.8
18	Craig Yon	UNAT	120'7"	18	Larry Mock		16:23.8
19	John Weeks	LIN	119'8"	19	Mark Keller	PLU	16:26.9
20	Kyle Kobow	LIN	117'10 1/2"	20	Albert Alcalde		16:28.9
21	Tony Truax	LIN	114'3"	21	Jon Schrock	WOSC	16:32.7
22	Garth Miller	UNAT	112'7"	22	John Albert	UNAT	16:37.3
23	Gary Wescott	L&C	111'3"	23	Ken Erick	GPRC	16:51.2
24	Terry Prestianni	LIN	111'3"	24	Keith Davis	UNAT	17:32.1
25	Darrell Stickels	WOSC	109'6"	25	Jerry Durant	OTC	19:01.5
26	B Templeman	NIC	106' 1/2"				
27	Mike Monahan	UNAT	103'1"				
28	Dan Hollander	T OLYM	79'1 1/2"				
29	David Strong	EVER	76'6 1/2"				

## Event: 1600m Relay Heat 1

1	Carman, Trost, Witzel, Abraham	OSU	3:24.1
2	Munoz, McAdams, Cleech, Nicholson	OSU	3:24.7
3	Miller, Fasulo, Uhrich, Holme	UP	3:26
4	Lapray, Devvidere, Mespelt, Pooleon	WU	3:26.6
5	Watkins, Esse, Hargett, U-sery	WOSC	3:27.9
6	Walker, Puckett, Van Vlack, Thopson	Mt.HOOD	3:27.9
7	McMurray, Thompson, Haggard, Gowarth	LCC	3:28.1
8	Willie, Reese, Searce, Connor	WU	3:28.3

## Heat 2

1	Cordova, Holt, Richardson, Ruby		3:29
2	Wild, Benner, Potts, Hicks	PLU	3:32.8
3	Rogers, Brown, Marsters, Prevadello	Lin	3:34.7
4	Bakley, Cherry, Bauer, Grosenbach	UNat	3:36.5
5	James, Davis, Thurman, Freddy	Unat	3:37.7
6	Fields, Burrell, McMorris, Pauley	Unat	3:43.9

## Heat 3

1			
---	--	--	--

## Heat 3

1	NIC#2		3:32
2	Dezote11, Veale, Simons Scoville	SWOCC	3:32.7
3	North Idaho #1		3:37.1
4	Kim, Brown, Olsen, Rogge	PLU	3:39.2
5	Cook, Trevino, Hogan, Tornow	Unat	3:41.9
6	Sele, French, Glen Reick	WOSC	3:44.5
7	Stanton, Sezhafer, Fey, Hodl	Lin	3:44.7
8	Whaley, Harkins, Lahne Shepard	Unat	3:48.9

LINFIELD ICEBREAKER TRACK & FIELD RECORDS - MEN

POLE VAULT	SHANNON SULLIVAN	O.S.U.	16'9"	1982
HIGH JUMP	K. NEWTON	UNAT.	6'10"	1982
	? HOWE	UNAT.	6'10"	1985
	REYNOLDS	UNAT.	6'10"	1986
LONG JUMP	RANDY CARTER	LINFIELD	23'2.5"	1976
JAVELIN	EB BUCK	UNAT.	236'7"	1977
	(New) J.T. DOUPNIK	U. OF O.	210'4"	1986
SHOT PUT	JOE PHILLIPS	CHEMEKETA CC	60'9.5"	1984
TRIPLE JUMP	KENNY TAYLOR	O.S.U.	47'7.25"	1982
DISCUS	BUTCH SCHMIDT	O.S.U.	184'2"	1982
HAMMER	KEN FLAX	U. OF O.	241'2"	1985
440 RELAY		LINFIELD	41.9	1976
MILE RELAY		U. OF P.	3:20.2	1983
100 METERS	MARK DANNIS	LANE CC	10.4	1984
200 METERS	GREG WILL	LINFIELD	21.6	1986
400 METERS	PAT LANNING	LANE CC	48.2	1986
800 METERS	KASHIF HASSAN	UNAT.	1:49.1	1982
1500 METERS	BRIAN ABSHIRE	CLACKAMAS	3:48.6	1984
5000 METERS	DAVE HENDERSON	P.S.U.	14:04.5	1984
110 M HURDLES	ROMAN HOWARD	CEN. OR. CC	14.4	1982
400 M I.H.	MIKE STEPHENSON	U. OF P.	52.9	1985
STEEPLECHASE	STEVE BLIKSTAD	GEO. FOX	9:01.4	1977
10,000 METERS	MIKE NAULT	U. OF P.	32:42.7	1986

LINFIELD ICEBREAKER TRACK & FIELD RECORDS - MEN

POLE VAULT	SHANNON SULLIVAN	O.S.U.	16'9"	1982
HIGH JUMP	K. NEWTON	UNAT.	6'10"	1982
	? HOWE	UNAT.	6'10"	1985
	REYNOLDS	UNAT.	6'10"	1986
LONG JUMP	RANDY CARTER	LINFIELD	23'2.5"	1976
JAVELIN	EB BUCK	UNAT.	236'7"	1977
	(New) J.T. DOUPNIK	U. OF O.	210'4"	1986
SHOT PUT	JOE PHILLIPS	CHEMEKETA CC	60'9.5"	1984
TRIPLE JUMP	KENNY TAYLOR	O.S.U.	47'7.25"	1982
DISCUS	BUTCH SCHMIDT	O.S.U.	184'2"	1982
HAMMER	KEN FLAX	U. OF O.	241'2"	1985
440 RELAY		LINFIELD	41.9	1976
MILE RELAY		U. OF P.	3:20.2	1983
100 METERS	MARK DANNIS	LANE CC	10.4	1984
200 METERS	GREG WILL	LINFIELD	21.6	1986
400 METERS	JEFF BEAUCHAMP	CLACKAMAS	48.7	1981
800 METERS	KASHIF HASSAN	UNAT.	1:49.1	1982
1500 METERS	BRIAN ABSHIRE	CLACKAMAS	3:48.6	1984
5000 METERS	DAVE HENDERSON	P.S.U.	14:04.5	1984
110 M HURDLES	ROMAN HOWARD	CEN. OR. CC	14.4	1982
400 M I.H.	MIKE STEPHENSON	U. OF P.	52.9	1985
STEEPLECHASE	STEVE BLIKSTAD	GEO. FOX	9:01.4	1977
10,000 METERS	MIKE NAULT	U. OF P.	32:42.7	1986

OREGON SMALL COLLEGE RELAY MEET  
MEN'S RECORDS

\*\*\*\*\*

4 x 100m	42.5	Edwards, Kraus, Smith, Hughes	Portland	1981
	42.5	Scearce, Lorenz, Linderman, Torquato	Willamette	1986
4 x 200m	1:29.0	Edwards, Kraus, Smith, Hughes	Portland	1981
4 x 220	1:28.7	Edwards, Krauss, Smith, Dickerson	Portland	1982
4 x 400m	3:19.6	VanSwearingen, Jones Stephanson, Burgerud	Portland	1984
4 x 440	3:20.0	Edwards, Smith, Nugent, Hunz	Portland	1982
4 x 800m	7:47.8	Messiter, Beatty, McDermott, Dunbar	Portland	1985
4 x 880	7:54.4	Linfield 1976, Portland 1980	*See names below	
4 x 1600m	17:12.7	Shannon, Conner, McDermott, Dunbar	Portland	1985
4 x Mile	17:25.8	Buckner, Strange, Stepan, Holmes	Portland	1980
800m Medley	1:30.9	VanVassum, Kraus, Smith, Hughes	Portland	1983
880 Medley	1:31.6	Lazelle, King, Bradwell, Shaw	Linfield	1974
Distance Medley	10:11.2	Nolan, Quigley, Bowman, Hamilton	Portland	1981
	10:15.0y	Fox, Pederson, Titterington, Hills	NNC	1976
3 x 110m Hurdles	46.6	LaPray, Lorenz, McKee	Willamette	1986
3 x 5000m	46:01.1	Felt, Bursell, Yearin	Portland	1985
High Jump	18-9	Gordon, Casper, Burt	Pacific	1976
Pole Vault	38-0	Grant, Nichenko, Stovall	Lewis & Clark	1975
Long Jump	64-2.50	Crume, Ofori, Lipke	Willamette	1984
Shot Put	145-11	Kenady, Paul, Lahley	Western Oregon	1972
Discus Throw	434-8	Schukart, Bates, Lahley	Western Oregon	1972
Hammer Throw	413-5	Hill, McClelland, Polen	Western Oregon	1986
Javelin Throw	606-3	Nelson, Keiser, Ladd	Western Oregon	1985

\* Linfield(Bond, Frisk, Nickelson, Williams) Portland(Lawson, Buckner, Holmes, Stephan)

OREGON SMALL COLLEGE RELAY MEET  
MEN'S RECORDS

\*\*\*\*\*

4 x 100m	42.5	Edwards, Kraus, Smith, Hughes	Portland	1981
	42.5	Scearce, Lorenz, Linderman, Torquato	Willamette	1986
4 x 200m	1:29.0	Edwards, Kraus, Smith, Hughes	Portland	1981
4 x 400m	3:19.6	VanSwearingen, Jones Stephanson, Burgerud	Portland	1984
4 x 800m	7:47.8	Messiter, Beatty, McDermott, Dunbar	Portland	1985
4 x 1600m	17:12.7	Shannon, Conner, McDermott, Dunbar	Portland	1985
800m Medley	1:30.9	VanVassum, Kraus, Smith, Hughes	Portland	1983
Distance Medley	10:11.2	Nolan, Quigley, Bowman, Hamilton	Portland	1981
3 x 110m Hurdles	46.6	LaPray, Lorenz, McKee	Willamette	1986
3 x 5000m	46:01.1	Felt, Bursell, Yearin	Portland	1985
High Jump	18-9	Gordon, Casper, Burt	Pacific	1976
Pole Vault	38-0	Grant, Nichenko, Stovall	Lewis & Clark	1975
Long Jump	64-2.50	Crume, Ofori, Lipke	Willamette	1984
Shot Put	145-11	Kenady, Paul, Lahley	Western Oregon	1972
Discus Throw	434-8	Schukart, Bates, Lahley	Western Oregon	1972
Hammer Throw	413-5	Hill, McClelland, Polen	Western Oregon	1986
Javelin Throw	606-3	Nelson, Keiser, Ladd	Western Oregon	1985

No.	Name	School	100 Meters		Long Jump			Shot Put			High Jump			400 Meters		Total
			per.	score	per.	score	per.	score	per.	score	per.	score	per.	score		
	ROB BELL	WWU	12.0	<del>605</del>	5.51	18-1	<del>423</del> 1088	9.45	31-0	<del>453</del> 1541	1.68	5-6 1/4	<del>528</del> 2069	56.9	<del>519</del> 2588	17
	JERRY CLARK	WOSC	11.9	<del>624</del>	6.36	20-10 1/2	<del>666</del> 1290	8.95	29-4 1/2	<del>423</del> 1713	1.53	5-1/4	<del>411</del> 2124	55.3	<del>581</del> 2705	14
	BILLY FIELDS	LBCC	12.6	<del>683</del>	6.43	21-1 1/4	<del>678</del> 1362	8.80	28-10 1/2	<del>414</del> 1776	1.78	5-9 3/4	<del>610</del> 2386	53.5	<del>655</del> 3041	6
	DWIGHT FRENCH	WOSC	11.9	<del>624</del>	5.90	19-4 1/4	<del>565</del> 1189	8.58	28-1 1/4	<del>401</del> 1590	1.88	6-2	<del>696</del> 2286	55.0	<del>593</del> 2879	7
	MIKE GILBERT	NNC	11.5	<del>703</del>	6.26	20-6 1/2	<del>644</del> 1347	10.26	33-8	<del>501</del> 1848	1.68	5-6 1/4	<del>528</del> 2376	50.0	<del>808</del> 3184	4
	JOHN HARRIS	WWU	12.2	<del>567</del>	5.39	17-8 1/4	<del>459</del> 1026	10.82	35-6	<del>535</del> 1561	1.78	5-9 3/4	<del>610</del> 2171	54.5	<del>613</del> 2784	12
	ANDY HOLTE	LANE	11.1	<del>786</del>	5.81	19-3/4	<del>546</del> 1332	10.03	32-11	<del>487</del> 1819	1.78	5-9 3/4	<del>610</del> 2429	57.1	<del>758</del> 3187	3
	LANCE LEHNE	LANE	12.0	<del>605</del>	5.40	17-8 1/2	<del>461</del> 1066	12.06	39-6 3/4	<del>610</del> 1676	1.86	6-1 1/4	<del>679</del> 2365	58.4	<del>464</del> 2829	9
	MIKE LEONESIO	UNA	11.5	<del>703</del>	6.37	20-10 1/2	<del>668</del> 1371	10.50	34-5 1/2	<del>516</del> 1887	1.73	5-8 1/4	<del>568</del> 2456	52.3	<del>706</del> 3162	5
	MIKE LEWELLING	CHEM	11.5	<del>703</del>	6.10	20-4 1/4	<del>608</del> 1311	9.40	30-10	<del>450</del> 1761	1.63	5-4 1/2	<del>488</del> 2249	56.0	<del>554</del> 2803	11
	CLINT MCCLELLAN	SOSC	12.2	<del>567</del>	5.08	16-8	<del>397</del> 965	11.99	39-4	<del>606</del> 1571	1.68	5-6 1/4	<del>528</del> 2099	54.9	<del>597</del> 2696	15
	DAVID NICKELL	GF	12.2	<del>567</del>	5.52	18-1 1/4	<del>485</del> 1052	10.50	34-5 1/2	<del>516</del> 1568	1.73	5-8 1/4	<del>569</del> 2137	56.7	<del>527</del> 2664	16
	GREG PHOENIX	SFU	11.7	<del>663</del>	5.84	19-2	<del>557</del> 1215	13.67	44-10 1/4	<del>708</del> 1923	1.88	6-2	<del>696</del> 2619	52.4	<del>701</del> 3320	1
	DARRYL STICKLES	WOSC	11.9	<del>624</del>	5.57	18-3 1/4	<del>496</del> 1120	10.83	35-6 1/2	<del>536</del> 1656	1.68	5-6 1/4	<del>528</del> 2184	<del>Withdrawn</del>		—
	KEVIN TAYLOR	SOSC	11.7	<del>663</del>	5.78	18-11 1/2	<del>540</del> 1203	9.50	31-2	<del>456</del> 1659	1.78	5-9 3/4	<del>610</del> 2269	58.9	<del>446</del> 2715	13
	DAN THOMAS	WU	11.8	<del>649</del>	5.57	18-1	<del>489</del> 1126	10.29	33-9 1/4	<del>503</del> 1629	1.73	5-8 1/4	<del>569</del> 2198	54.6	<del>609</del> 2807	10
	JESSE WITTE	SFU	11.3	<del>744</del>	6.06	19-10 1/2	<del>600</del> 1344	12.75	41-10	<del>652</del> 1996	1.73	5-8 1/4	<del>569</del> 2565	57.6	<del>736</del> 3301	2
	BRAD COOK	UNA	12.0	<del>605</del>	5.91	19-4 3/4	<del>567</del> 1172	10.05	32-11 3/4	<del>489</del> 1661	1.73	5-8 1/4	<del>569</del> 2230	53.9	<del>638</del> 2868	8



No.1	Name	School	110m H. H.		Discus		Pole Vault		Javelin		1500 Meters		Total:				
			per.	score	per.	score	per.	score	per.	score	per.	score					
	ROB BELL	WWU 2588	17.6	540 3128	30.90 101	480 8608	3.35	11-0	444 4052	36.04	118-3	382 4437	5:26.7	416 4853	4853	15	
	JERRY CLARK	WOSC 2705	21.3	239 2943	33.36	109-5	531 3474	2.89	9-5 1/4	331 3805	47.10	154-6	546 4351	5:22.0	440 4791	4791	16
	BILLY FIELDS	LBCC 3041	17.0	599 3640	28.55	93.8	436 4076	4.42	14-6	737 4813	42.42	139-2	427 5290	5:03.1	543 5833	5833	3
	DWIGHT FRENCH	WOSC 2874	17.2	579 3458	26.44	86.9	395 3853	2.59	8-6	262 4115	38.26	125-6	417 4532	4:51.9	607 5139	5139	14
	MIKE GILBERT	NNC 3184	17.2	579 3763	31.17	102.3	487 4258	4.26	13-11 3/4	691 4941	46.97	154-1	544 5485	4:36.2	705 6190	6190	1
	JOHN HARRIS	WWU 2784	17.0	599 3383	30.85	101.2	481 3844	3.20	10-6	406 4276	43.46	142-7	492 4762	4:41.5	671 5433	5433	6
	ANDY HOLTE	LANE 3187	16.6	641 3829	30.84	101-2	481 4309	nh	-	0 4309	42.66	139-11	477 4786	4:49.9	620 5406	5406	7
	LANCE LEHNE	LANE 2824	17.2	579 3408	40.54	133.0	628 4084	2.59	8-6	262 4346	45.26	148-6	574 4885	5:11.1	499 5362	5362	8
	MIKE LEONESIO	UNA 3162	16.2	684 3846	33-01	108-3	524 4370	2.45	8-1/2	231 4601	46.68	153-2	540 5141	4:58.8	566 5707	5707	5
	MIKE LEWELLING	CHEM 2803	18.5	455 3258	29.78	97-8 1/2	460 3718	3.65	11-11 3/4	522 4240	39.23	128-8	431 4671	5:05.8	528 5799	5799	13
	CLINT MCCLELLAN	SOSC 2676	17.8	520 3216	34.28	112-5	549 3765	nh	-	3765	36.88	121-0	397 4162	4:54.4	592 4754	4754	17
	DAVID NICKELI	GF 2664	17.7	530 3194	35.05	114-11	564 3758	3.50	11-5 1/4	482 4240	52.84	172-2	631 4871	5:16.4	470 5341	5341	9
	GREG PHOENIX	SFU 3320	16.4	662 3782	39.42	116-2	572 4339	nh	-	4534	50.48	165-7	536 5150	4:50.6	616 5766	5766	4
	KEVIN TAYLOR	SOSC 2715	16.8	620 3335	28.29	93-1 3/4	433 3768	4.26	13-11 1/4	691 4459	44.16	144-10	503 4962	5:42.0	343 5305	5305	10
	DAN THOMAS	WU 2807	15.9	717 3524	25.76	84.6 1/4	382 3906	2.89	9-5 3/4	331 4237	39.16	128-6	430 4467	4:54.9	590 5257	5257	11
	JESSE WITTE	SFU 3301	16.6	641 3942	38.26	125-6	629 4571	3.50	11-5 3/4	482 5053	40.62	133-3	451 5534	4:40.6	677 6181	6181	2
	BRAD COOK	UNA 2868	19.0	412 3280	31.95	104.9	503 3783	2.45	8-1/2	231 4014	46.42	152-3	536 4550	4:37.8	644 5244	5244	12

GEORGE FOX COLLEGE/SOUTHERN OREGON  
WESTERN OREGON

NEWBERG, OREGON

April 4, 1987

EVENT	PLACE	SCHOOL	TIME/DISTANCE	POINTS	GFC	SO	WO
HAMMER	1st	Sorren Sorrensen	WO	170' 6"	5		
	2nd	Mike Watts	GFC	146' 9"	3		
	3rd	Matt Lydum	WO	143' 2"	2		
	4th	Tim Stashin	SO	142' 8"	1	3/3	1/1 7/7
LONG JUMP	1st	Kurt Hargett	WO	21' 1 1/2"	5		
	2nd	Gerry Clark	WO	20' 7 1/2"	3		
	3rd	Scott Noren	SO	20' 2 1/2"	2		
	4th	Russell Burke	SO	19' 6 3/4"	1	0/3	3/4 8/15
400m Relay	1st	Taylor Ussury Hargett Beasont	WO	42.7	5		
	2nd	Mueller Cummins Eakin Onua	GFC	43.9	3		
	3rd	Rupp Chandler Dorsey Berry	SO	44.6	0	3/6	0/4 5/20
3000m Steeple Chase	1st	Jason Sale	WO	9:47	5		
	2nd	Mike Paddock	SO	9:55	3		
	3rd	Brad Holbrook	SO	9:56	2		
	4th	Kevin Wenfiled	WO	10:15	1	0/6	5/9 6/26
JAVELIN	1st	David Nickell	GFC	190' 6"	5		
	2nd	Mike County	SO	184' 4"	3		
	3rd	Dwight French	WO	177' 2"	2		
	4th	Mike Watts	GFC	176' 2"	1	6/12	3/12 2/27



EVENT	PLACE	SCHOOL	TIME/DISTANCE	POINTS	GFC	SO	WO
SHOT	1st Randy Settel	SO	54'4"	5			
PUT	2nd Mike County	SO	48'7"	3			
	3rd Todd Danko	WO	47	2			
	4th Soren Sorrenson	WO	46'5"	1	0/12	8/20	3/30
POLE VAULT	1st Rod Eakin	GFC	14'	5			
	2nd David Nickell	GFC	10'	3	8/20	0/20	0/30
1500m	1st Wes Tilgner	WO	3:50.5	5			
	2nd Rob Wood	WO	4:02.7	3			
	3rd Bob Criag	SO	4:06.0	2			
	4th Shawn McNeally	WO	4:13.0	1	0/20	2/22	9/39
HIGH JUMP	1st Shawn Granger	SO	6'7"	5			
	2nd Bob Cornes	WO	6'4"	3			
	3rd Nick Marshall	SO	6'0"	2	0/20	7/29	3/42
110m HH	1st Adolphus Onua	GFC	14.6	5			
	2nd Scott Cummins	GFC	15.0	3			
	3rd Tim Rupp	SO	15.1	2			
	4th Bob Cornes	WO	15.3	1	8/28	2/31	1/43
400m	1st Keith Ussery	WO	49.3	5			
	2nd Tim Conley	GFC	50.7	3			
	3rd Frank VanDyke	WO	51.0	2			
	4th Tim Dorsey	SO	52.7	1	3/31	1/32	7/50
100m	1st Les Taylor	WO	11.0	5			
	2nd Tim Biamont	WO	11.2	3			
	3rd Kurt Hargett	WO	11.2	2			
	4th Mark Berry	SO	11.3	1	0/31	1/33	10/60
TRIPLE JUMP	1st Shaun Granger	SO	42' 11 3/4"	5			
	2nd Gerry Clark	WO	41' 1/2"	3			
	3rd Scott Noren	SO	40' 11"	2			
	4th Pat Leeper	GFC	40' 10 3/4"	1	1/32	7/40	3/63
100m	1st Wes Tilgner	WO	1:56.5	5			
	2nd Ed Esse	WO	1:58.3	3			
	3rd Rob Wood	WO	1:58.3	2			
	4th Randy Swigart	GFC	1:58.5	1	1/33	0/40	10/73
200m IH	1st Tim Rupp	SO	57.5	5			
	2nd Dan Watkins	WO	58.9	3			
	3rd Jeff Jacobs	WO	59.6	2			
	4th Glen Coblens	WO	1:01.4	1	0/33	5/45	6/79
HIGH JUMP	4th Glen Sheppard	WO	5'10	1	0/33	0/45	1/80

EVENT	PLACE	SCHOOL	TIME/DISTANCE	POINTS	GFC	SO	WO
200m	1st Les Taylor	WO	22.5	5			
	2nd Tim Blamont	WO	22.9	3			
	3rd Kurt Hargett	WO	23.0	2			
	4th Dave Mueller	GFC	23.3	1	1/34	0/45	10/90
DISCUS	1st Randy Settall	SO	158' 8"	5			
	2nd Soren Sorenson	WO	154' 2 1/2"	3			
	3rd Mike Watts	GF	142' 1"	2			
	4th Tim Stashin	SO	127' 10"	1	2/36	6/51	3/93
5000m	1st David Jordan	WO	15:22.0	5			
	2nd Bob Julian	SO	15:33.2	3			
	3rd Brad Holbrook	SO	15:52.8	2			
	4th John Schrock	WO	15:59.8	1	0/36	5/56	6/99
1600m Relay	1st Taylor Woods Esse	WO	3:23.9	5			
	2nd Tilgner Graham Swigart Omms Conley	GFC	3:26.9	3	3/39	0/56	5/104



BRUIN TRACK

RUNNING EVENT 1600m RELAY - Men

DATE April 4, 1987

NAME	SCHOOL	LANE	TIME	PLACE
<del>Southern Oregon State College</del>		3	3:31.4	3
<del>George Fox College</del>		4	3:26.9	2
<del>(<sup>Graham</sup> Gummus, Swigart, Onua, Conley)</del>				
<del>Western Oregon State College</del>		5	3:23.9	1
<del>(Taylor, Woods, <sup>EDGE TYNER</sup> Vandyke, <del>Looney</del>)</del>				
SOSC-				
Dorsey, Harding, Craig, Berry				
ALT. - Rupp				
* SOSC # 2		6	3:46.1	6
WOSC # 2		7	3:33.7	4
WOSC # 3		8	3:39.7	5

WINNERS	SCHOOL	TIME	
1st _____	WOSC	3:23.9	
2nd _____	GFC	3:26.9	
3rd <del>_____</del>	<del>_____</del>	<del>_____</del>	Head Timer
4th <del>_____</del>	<del>_____</del>	<del>_____</del>	
5th <del>_____</del>	<del>_____</del>	<del>_____</del>	
6th <del>_____</del>	<del>_____</del>	<del>_____</del>	Official Scorer







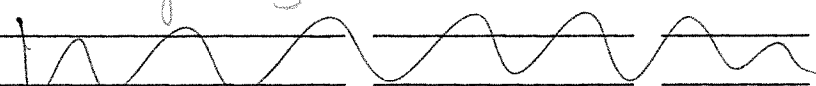



BRUIN TRACK

RUNNING EVENT 800m - Men

DATE April 4, 1987

NAME	SCHOOL	LANE	TIME	PLACE
<del>Mike Jagelski</del> Jason Sele	WO	1	2:05.7	9
Aaron Harding	SO	2	2:04.9	6
Randy Swigart	GF	3	1:58.5	4
Ed Esse	WO	4	1:58.3	2
Bob Craig	SO	5	1:59.9	5
<del>Tim Graham</del>		6		
Wes Tilgner	WO	7	1:56.5	1
Eugene Brennan	SO	8	2:05	8
<del>Rob Wood</del> Hieronymus	WO	8	1:58.3	3
Hieronymus	SO	9	Notime	7
Non-Score * Paddack	SO			
Non-score * Sele	WO			
Use alleys put WO in 1 SO in 2 GF in 3				

WINNERS	SCHOOL	TIME	
1st <u>Wes Tilgner</u>	<u>WO</u>	<u>1:56.5</u>	
2nd <u>Ed Esse</u>	<u>WO</u>	<u>1:58.3</u>	
3rd <u>Rob Wood</u>	<u>WO</u>	<u>1:58.3</u>	Head Timer
4th <u>Randy Swigart</u>	<u>GF</u>	<u>1:58.5</u>	
5th 			
6th 			Official Scorer





BRUIN TRACK

RUNNING EVENT 110m HH - Men

DATE April 4, 1987

NAME	SCHOOL	LANE	TIME	PLACE
<del>Dwight French</del>	WO	2	15.4	5
<del>Tim Rupp</del>	SO	3	15.1	3
<del>Adolphus Onua</del>	GF	4	14.6	1
<del>Bob Cornes</del>	WO	5	15.3	4
<del>Clint McClellan</del>	SO	6		
<del>Kevin Taylor</del>	SO	6		
<del>Scott Cummins</del>	GF	7	15.0	2
<del>Clint McClellan</del>	SO	4		
<del>Rod Eakin</del>	GF	5	17.0	6
<del>Cory Nailon</del>	WO	6		
<del>Bob Eakin</del>	<del>GF</del>	3		
<del>Dwight French</del>	<del>WO</del>	4		
		5		

lane 1

*[Handwritten scribble]*

WINNERS	SCHOOL	TIME	
1st <u>Adolphus Onua</u>	<u>GF</u>	<u>14.6</u>	
2nd <u>Scott Cummins</u>	<u>GF</u>	<u>15.0</u>	
3rd <u>Tim Rupp</u>	<u>SO</u>	<u>15.1</u>	Head Timer
4th <u>Bob Cornes</u>	<u>WO</u>	<u>15.3</u>	
5th <u>[scribble]</u>	<u>[scribble]</u>	<u>[scribble]</u>	
6th <u>[scribble]</u>	<u>[scribble]</u>	<u>[scribble]</u>	Official Scorer





















BRUIN TRACK

EVENT DISCUS - Men

DATE April 4, 1987

Shot, Discus, Javelin, Hammer, Long Jump, Triple Jump

	NAME	SCHOOL	TRIALS			FINALS			PLACE
			1	2	3	1	2	3	
8	✓ Soren Sorenson	WO	—	(154' 5/8)	—	138'	—	—	2
7	✓ Randy Settell	SO	(146' 10)	—	—	—	(158' 8)	156' 2 1/4"	1
6	✓ Mike Watts	GF	(138' 4)	(142' 1)	141' 2 1/2"	142' 1"	127' 9"	—	3
4	✓ Tim Stashin	SO	(127' 10)	122' 2"	—	111' 9 1/2"	—	121' 9"	4
2	✓ David Nickell	GF	—	(112')	108' 7 1/2"	117' 5"	118' 7"	(122')	6
5	✓ Dale Osborne	SO	123' 5"	Non Scoring	(131' 1)	—	126' 5"	125' 11"	
	✓ Matt Lydum	WO	—	—	103'				
	✓ Todd Danko	WO	—	—	—				
3	✓ Arnold Wardwell	SO	(114' 9 1/2)	—	113' 7"	117'	—	(123' 10)	5
1	✓ Clint McClellan	SO	(108' 4)	—	—	—	—	—	
W0									
5 1/2	✓ Debbie Settell	SO	(124' 5 1/2)	—	116' 3"	119' 9"	114' 7"	103' 8"	1

WINNERS	SCHOOL	DISTANCE	
1st <u>Randy Settell</u>	<u>SO</u>	<u>158' 8"</u>	
2nd <u>Soren Sorenson</u>	<u>WO</u>	<u>154' 2 1/2"</u>	
3rd <u>Mike Watts</u>	<u>GF</u>	<u>142' 1"</u>	Field Judge
4th <u>Tim Stashin</u>	<u>SO</u>	<u>127' 10"</u>	
5th <u>X X X</u>	<u>X X X</u>	<u>X X X</u>	
6th <u>X X X</u>	<u>X X X</u>	<u>X X X</u>	Official Scorer







GEORGE FOX COLLEGE/LEWIS & CLARK COLLEGE

BRUIN ALUMNI

Newberg, Oregon  
April 11, 1987

EVENT	PLACEMENT	SCHOOL	TIME/DISTANCE	POINTS	GFC	L&C	ALUM
LONG JUMP	1st Ken Ouellette	L&C	21'2"	5			
	2nd Dave Mueller	GFC	19'4"	3			
	3rd Rod Eakin	GFC	18'6"	1	4/4	5/5	
HAMMER THROW	1st Dave Elkins	GFC	135'11"	5	5/9	0/3	
	Steve Curtis	Alum	149'1"				
	Nathan Whit	Alum	137'7"				
SHOT PUT	1st Tom Snider	L&C	39'4"	5			
	2nd Dave Nickell	GFC	38'9"	3			
	3rd John Telesmanich	L&C	34'5"	1	3/12	6/11	
100m RELAY	1st Dave Mueller						
	Scott Cummins						
	Rod Eakin						
	Adolphus Onua	GFC	:44.2	5	5/17	0/11	
POLE VAULT	1st Nick Rinard	L&C	12'	5	0/17	5/16	
	Keith Wigley	GFC	13'6"				
100m HURDLE RACE	1st Carlo Abbruzzese	L&C	9:39.2	5			
	2nd Jamie Gonzales	L&C	9:45.1	3			
	3rd Jim Lakemore	L&C	10:25.4	1	0/17	9/25	
100m	1st Ron Ares	L&C	4:07.59	5			
	2nd Bob Harris	L&C	4:09.46	3			
	3rd Duke Ritenhouse	L&C	4:16.00	1	0/17	9/34	
HIGH JUMP	1st Pat Leeper	GFC	5'6"	5			
	2nd David Nickell	GFC	5'6"	3			
	Keith Wigley	Alum	5'10"				
	Dave Wilkinson	Alum	5'8"		8/25	0/34	



EVENT	PLACE	SCHOOL	TIME/DISTANCE	POINTS	GFC	L&C	ALUM
110m HH	1st Adolphus Onua	GFC	14.74	5			
	2nd Scott Cummins	GFC	15.39	3			
	3rd Dave Kelley	L&C	16.38	1	8/33	1/35	
100m	1st Tim Conley	GFC	50.97	5			
	2nd Mark Caine	L&C	51.27	3	5/38	3/38	
100m	1st Dave Mueller	GFC	11.96	5			
	2nd Ken Ouellette	L&C	12.29	3			
	3rd Jeff Hoats	L&C	12.45	1	5/43	4/42	
HAVELIN	1st Mike Watts	GFC	175'7"	5			
	2nd Dave Nickel	GFC	160'7"	3			
	3rd Dave Mueller	GFC	147'1"	1			
	Eb Buck	Alum	185'4"		9/52	0/42	
100m	1st Ron Ares	L&C	2:00.56	5			
	2nd Duke Ritenhouse	L&C	2:02.19	3			
	3rd Randy Swigert	GFC	2:02.28	1			
	Kevin Ball	Alum	2:01.68		1/53	8/50	
100m IH	1st Scott Cummins	GFC	58.19	5			
	2nd Pat Leeper	GFC	1:07:07	3	8/61	0/50	
100m	1st Mark Caine	L&C	23.32	5			
	2nd Tim Conley	GFC	23.56	3			
	3rd Dave Mueller	GFC	24.63	1	4/65	5/55	
TRIPLE JMP	1st Ken Ouellette	L&C	42'4"	5			
	2nd Pat Leeper	GFC	40'3"	3			
	3rd Del Christy	GFC	35'2 3/4"	1			
	Wendell Otto	Alum	42'9"				
	Dave Wilkinson	Alum	40'7 1/2"				
	Keith Wigley	Alum	40' 3 1/2"		4/69	5/60	
100m	1st Randy Swigert	GFC	18:30.07	5	5/74	0/60	
100m SLAY	1st Mueller	GFC	3:31.74	5			
	Conley						
	Eakin						
	Onua				5/79	0/60	
SCUS	1st Mike Watts	GFC	151'5"	5			
	2nd Tom Snider	L&C	101'9"	3			
	3rd Deon Waldow	L&C	98'2"	1			
	Steve Cuttis	Alum	129.7				
	Nathan Whitham	Alum	123				
	Paul Maddox	Alum	119.6		5/84	4/64	





























BRUIN TRACK

EVENT DISCUS - MEN

DATE April 11, 1987

Shot, Discus, Javelin, Hammer, Long Jump, Triple Jump

	NAME	SCHOOL	TRIALS			FINALS			PLACE
			1	2	3	1	2	3	
10	Mike Watts	GFC	149'	---	149'				
	David Nickell	GFC							
	<del>Gary Wescott</del>	<del>L&amp;C</del>							
	Tom Snider	L&C	123"	91'	---				
7	Steve Curtis	Alum	113 <sup>5</sup>	122"	117 <sup>4</sup>				
8	Paul Maddox	Alum	---	127 <sup>4</sup>	---				
3	Jim Maresky	L&C	77"	---	79 <sup>5</sup>				
5	Deon Waldow	L&C	---	97'	96 <sup>5</sup>				
6	Paula Withman	L&C	---	---	100'				
9	Warren Withman	<del>L&amp;C</del> Alum		119 <sup>7</sup>	123 <sup>8</sup>				
	Jim Maresky					---	74 <sup>6</sup>	79 <sup>8</sup>	
	Tom Snider					74 <sup>5</sup>	78 <sup>6</sup>	101 <sup>9</sup>	
	Deon Waldow					---	98 <sup>2</sup>	90 <sup>9</sup>	
	Paula Withman					115 <sup>9</sup>	119 <sup>7</sup>	---	
	Paul Maddox					113 <sup>1</sup>	---	109 <sup>3</sup>	
	Steve Curtis					127 <sup>7</sup>	129 <sup>8</sup>	129 <sup>7</sup>	
	Warren Withman					123 <sup>8</sup>	---	129 <sup>7</sup>	
	Paul Maddox					---	118 <sup>2</sup>	119 <sup>4</sup>	
	Mike Watts					149 <sup>1</sup>	151 <sup>8</sup>	151 <sup>8</sup>	

1st WINNERS	SCHOOL	DISTANCE	
1st Mike Watts		151 <sup>8</sup>	Denise Field Judge
2nd Tom Snider	L.C.	101 <sup>9</sup>	
3rd Deon Waldow	L.C.	98 <sup>2</sup>	
4th <del>Jim Maresky</del>	<del>L.C.</del>	<del>79<sup>8</sup></del>	Official Scorer
5th _____	_____	_____	
6th _____	_____	_____	
_____	_____	_____	

129.7  
119.6





BRUIN TRACK

EVENT JAVELIN - MEN

DATE April 11, 1987

Shot, Discus, Javelin, Hammer, Long Jump, Triple Jump

NAME	SCHOOL	TRIALS			FINALS			PLACE
		1	2	3	1	2	3	
Tom Snider	L&C	127'	122'5	127'3				6
Dave Elkins	GFC	127	123'5	—				7
X Dave Mueller	GFC	147'	144'7	132'8				4
David Nickell	GFC	154'9	158'7	158'3				3
<del>Keith Wigley</del>	<del>Alum</del>							
Eb Buck	Alum	162'1	159'8	110				2
John telesmanich	L&C	136'2	135'7	—				5
Mike Watts	GFC	174'2	170'5	167'2				1
Dave Elkins	GFC				130'3	128'9	132'3	6
Tom Snider	L&C				122'6	—	—	7
John telesmanich	L&C				128'2	135'4	136'2	5
Dave Mueller	GFC				—	—	—	4
Dave Nickell	GFC				155'9	—	160'7	3
Eb Buck	Alum				185'4	175'5	183'9	1
Mike Watts	GFC				168'7	173'10	175'9	2

WINNERS	SCHOOL	DISTANCE	
1st <u>Mike Watts</u>	<u>GFC</u>	<u>175'7</u>	
2nd <u>Dave Nickell</u>	<u>GFC</u>	<u>160'7</u>	
3rd <u>Dave Mueller</u>	<u>GFC</u>	<u>147'1</u>	Field Judge
4th <del>_____</del>	<del>_____</del>	<del>_____</del>	
5th <del>_____</del>	<del>_____</del>	<del>_____</del>	
6th <del>_____</del>	<del>_____</del>	<del>_____</del>	Official Scorer

Eb Buck

Alum

185.4















## MEN

1/2/3

	GFC	L&C	ALUMS
1. Long Jump	4/4 <sub>23</sub>	5/5 <sub>1</sub>	
2. Hammer Throw	5/9 <sub>1</sub>	0/5	
3. Shot Put	3/12 <sub>2</sub>	6/11 <sub>123</sub>	
4. 400m Relay	5/17 <sub>1</sub>	0/11	
5. Pole Vault	0/17	5/16 <sub>1</sub>	
6. 3000m Steeplechase	0/17	9/25 <sub>12</sub>	
7. 1500m	0/17	9/34 <sub>123</sub>	
8. High Jump	8/25 <sub>12</sub>	0/34	
9. 110 m Ht	8/33 <sub>12</sub>	1/35 <sub>1</sub>	
10. 400m	5/38 <sub>1</sub>	3/38 <sub>3</sub>	
11. 100m	5/43 <sub>1</sub>	4/42 <sub>23</sub>	
12. Javelin	9/52 <sub>123</sub>	0/42	
13. 800m	1/53 <sub>3</sub>	8/50 <sub>12</sub>	
14. 400m IH	8/61 <sub>12</sub>	0/50	
15. 200m	4/65 <sub>23</sub>	5/55 <sub>1</sub>	
16. Triple Jump	4/69 <sub>23</sub>	5/60 <sub>1</sub>	
17. 5000m	5/74 <sub>1</sub>	0/60	
18. 1600m Relay	5/79 <sub>1</sub>	0/60 <sub>2</sub>	
19. Discus	5/84 <sub>1</sub>	4/64 <sub>23</sub>	



Men

CHANCE FOR ENTRY

1987-88

SCHOOL University of Puget Sound COACH Joe Peyton DATE 4-9-87

EVENT ENTRIES - PLEASE INCLUDE SEASON'S BESTS

10,000m  
 156-7 113-9  
 Ray Phinney, Chris Clifford  
 147-1 67-10

POLE VAULT  
 Brian Brendel

LONG JUMP  
 20-3/4 20-4 19-5  
 Kevin Mapes, Phil Sanchez, Dexter Mitchell

SHOT  
 20-2 20-5 31-6 34/4 19-1  
 Ray Phinney, Chris Clifford

JAVELIN  
 40-11 31-2 129-11 129-11  
 Ray Phinney, Brian Brendel, Chris Clifford

HIGH JUMP  
 154-3 144-2 6-0 129-11  
 Kevin Mapes, Brian Brendel

TRIPLE JUMP  
 5-8 213-6 39-8 1/2  
 Kevin Mapes, Dexter Mitchell

DISCUS  
 42-4 38-5 87-9 1/2  
 Ray Phinney, Brian Brendel, Chris Clifford  
 122-10 106-3/4 89-4

PLEASE INCLUDE SEASON'S BESTS

400m RELAY  
 yes 44.9

3,000m SC  
 NA

1500  
 - 4:20  
 Paul Goetzinger, Mark Brennan, Dave Gallagher  
 4:22-2

110 MH  
 16.7  
 Brian Brendel

400  
 17.0 49.4 49.5 49.2  
 Tracy Daugherty, Paul Hospenthal, Thayne Chaummell  
 155.9 49.5 50.5

100  
 12.5 11.6 11.9  
 James Henney, Dexter Mitchel, Tim Adams  
 12.4

800  
 Thayne Chaummell

400m IN  
 57.1  
 Brian Brendel

200  
 25.3 23.1 23.0  
 Tracy Daugherty, Paul Hospenthal, Thayne Chaummell

5,000  
 15:46.1 15:50.1 17:02  
 Paul Goetzinger, Mark Brennan, Dave Gallagher  
 15:46 15:59

1600m RELAY  
 yes (Sanchez, Hospenthal, Chaummell, Daugherty)

3:24.8

3:20.8

GEORGE FOX COLLEGE  
BRUIN TRACK & FIELD RECORDS  
5-17-85

<u>EVENT</u>	<u>MARK</u>	<u>NAME</u>	<u>YEAR</u>
100m	10.4 FAT, 10.25 FATw	Gregg Griffin	1979, 1978
200m	21.2	Gregg Griffin	1979
400m	48.1	Werner Seibert	1979
800m	1:52.7	Wendell Otto	1979
1500m	3:49.7	Wendell Otto	1979
5000m	14:22.4	Steve Blikstad	1979
10,000m	30:22.8*	Steve Blikstad	1977
Steeplechase	8:49.8	Steve Blikstad	1979
110m HH	13.7	Adolphus Onua	1985
400m IH	52.34 FAT	Chad Neeley	1978
Long Jump	23-2 3/4, 23-9 w	Amadu Koroma	1978, 1978
Triple Jump	48-5	Mark Halland	1972
High Jump	6-9	Owen James	1981
Pole Vault	15-8	Daye McDonald	1969, 1971
Shot	55-3	Bob Hadlock	1968
Discus	168-6	Charlie Keenan	1980
Javelin	230-6	Eb Buck	1975
Hammer	170-3	Allan Morrow	1979
Decathlon	7054	Eb Buck	1975
Marathon	2:25.19	Curt Arkeny	1973
400m RELAY	41.4	Amadu Koroma Chad Neeley Mark Reynolds Gregg Griffin	1978
1500m RELAY	3:18.1*	Tim Olds Tom VanWinkle Rick Frisk Monte Anders	1980

\*Converted from yards



<u>EVENT</u>	<u>MARK</u>	<u>NAME</u>	<u>YEAR</u>
10K Walk	59:40.8	Don Price	1985
800m RELAY	1:27.5	Gregg Griffin Mark Reynolds Chad Neeley Werner Seibert	1978
Sprint Medley	1:33.3	Chad Neeley 220 Mark Reynolds 110 Tim Sherman 110 Werner Seibert 440	1978
Sprint Medley (mile)	3:30.4	Gregg Griffin 220 Chad Neeley 220 Werner Seibert 440 Larry Bales 880	1977
3200m RELAY	7:42.0	Chris Muaura Larry Bales Wendell Otto Randy Ware	1978
Distance Medley	10:17.8	Bruce Greone 1320 Chad Neeley 440 Randy Ware 880 Steve Blikstad mile	1976
4 Mile RELAY	17:27.6	Wendell Otto Dave Molstad Chris Muaura Steve Blikstad	1978
6400m RELAY	17:25.7	Steve Stuart Dave Molstad Chris Muaura Steve Blikstad	1978
Long Jump Relay	61-6	Amadu Koroma Eb Buck John Koroma	1975
Javelin RELAY	548-5	Eb Buck Del Dittus Lon Austin	1975
High Jump RELAY	18-5	Bob Quiring Lon Austin Duane Swafford	1979
Hammer RELAY	382-9	Steve Curtis Nolan Smith Steve Huisenga	1981
Shot RELAY	123-9 1/2	Allan Morrow Steve Curtis Charlie Keenan	1979

<u>EVENT</u>	<u>MARK</u>	<u>NAME</u>	<u>YEAR</u>
Discus RELAY	401-10	Charlie Keenan Allan Morrow Steve Curtis	1979
Pole Vault RELAY	36-0	Steve Graham Ron Hanson Dave Ekins	1984
High Hurdle RELAY	<del>49.8</del> 47.3	<del>Rick Frisk</del> <del>Keith Wigley</del> <del>Mike Watkins</del>	<del>1984</del> 1987

Adolphus Onua  
Scott Cummins  
Rod Eakin

GEORGE FOX COLLEGE/UNIVERSITY OF PUGET SOUND

NEWBERG, OREGON

April 18, 1987

EVENT	PLACE		SCHOOL	TIME/DISTANCE	PLACE	GFC	UPS
HAMMER THROW	1st	Ray Phinney	UPS	158' 5"	5		
	2nd	Mike Watts	GFC	147' 2"	3		
	3rd	Dave Elkins	GFC	134' 6"	1	4/4	5/5
JONG JMP	1st	Dave Mueller	GFC	20' 1"	5		
	2nd	Phil Sanchez	UPS	19' 11"	3		
	3rd	Kevin Mapes	UPS	19' 9 $\frac{1}{4}$ "	1	5/9	4/9
WHEEL CURL	1st	David Nickel	GFC	11' 0"	5	5/14	0/9
WHEEL JMP	1st	Brian Brendel	UPS	5' 10"	5		
	2nd	Pat Leeper	GFC	5' 8"	3		
	3rd	Kevin Mapes	UPS	5' 8"	1	3/17	6/15
WHEEL JIT	1st	Mike Watts	GFC	42' 1 $\frac{1}{2}$ "	5		
	2nd	David Nickell	GFC	39' 10 $\frac{1}{2}$ "	3		
	3rd	Ray Phinney	UPS	39' 2 $\frac{1}{2}$ "	1	8/25	1/16
WHEEL SLAY	1st	Adams Henney Sanchez Mitchell	UPS	45.5	5	0/25	5/21
WHEEL 100m	1st	Randy Swigart	GFC	4:12.1	5		
	2nd	Mark Brenna	UPS	4:15.8	3		
	3rd	David Gallagher	UPS	4:34.9	1	5/30	4/25
WHEEL 10m HH	1st	Adolphus Onua	GFC	14.5	5		
	2nd	Scott Cummins	GFC	15.2	3		
	3rd	Rod Eakin	GFC	16.2	1	9/39	0/25
WHEEL TRIPLE JMP	1st	Kevin Mapes	UPS	41' 9 3/4"	5		
	2nd	Pat Leeper	GFC	39' 7 1/4"	3	3/42	5/30
WHEEL WHEELIN	1st	Dave Nickell	GFC	178'	5		
	2nd	Mike Watts	GFC	173' 7"	3		
	3rd	David Mueller	GFC	142' 2"	1	9/51	0/30
WHEEL 10m	1st	Tracy Daugherty	UPS	49.4	5		
	2nd	Tim Conley	GFC	49.7	3	3/54	0/30
	3rd	Phil Sanchez	UPS	55.8	1		
WHEEL 10m	1st	Adolphus Onua	GFC	10.9	5		
	2nd	David Mueller	GFC	11.1	3		
	3rd	Dexter Mitchell	UPS	11.7	1	8/62	1/37
WHEEL 10m	1st	Thayne Chaummell	UPS	1:58.5	5		
	2nd	Randy Swigert	GFC	1:59.4	3	4/66	5/42
	3rd	Tim Graham	GFC	2:02.8	1		

GEORGE FOX COLLEGE/UNIVERSITY OF PUGET SOUND

NEWBERG, OREGON

April 18, 1987

EVENT	PLACE		SCHOOL	TIME/DISTANCE	PLACE	GFC	UPS
HAMMER THROW	1st	Ray Phinney	UPS	158' 5"	5		
	2nd	Mike Watts	GFC	147' 2"	3		
	3rd	Dave Elkins	GFC	134' 6"	1	4/4	5/5
LONG JUMP	1st	Dave Mueller	GFC	20' 1"	5		
	2nd	Phil Sanchez	UPS	19' 11"	3		
	3rd	Kevin Mapes	UPS	19' 9½"	1	5/9	4/9
POLE VAULT	1st	David Nickel	GFC	11' 0"	5	5/14	0/9
HIGH JUMP	1st	Brian Brendel	UPS	5' 10"	5		
	2nd	Pat Leeper	GFC	5' 8"	3		
	3rd	Kevin Mapes	UPS	5' 8"	1	3/17	6/15
SHOT PUT	1st	Mike Watts	GFC	42' 1½"	5		
	2nd	David Nickell	GFC	39' 10½"	3		
	3rd	Ray Phinney	UPS	39' 2½"	1	8/25	1/16
400m RELAY	1st	Adams Henney Sanchez Mitchell	UPS	45.5	5	0/25	5/21
1500m	1st	Randy Swigart	GFC	4:12.1	5		
	2nd	Mark Brenna	UPS	4:15.8	3		
	3rd	David Gallagher	UPS	4:34.9	1	5/30	4/25
110m HH	1st	Adolphus Onua	GFC	14.5	5		
	2nd	Scott Cummins	GFC	15.2	3		
	3rd	Rod Eakin	GFC	16.2	1	9/39	0/25
TRIPLE JUMP	1st	Kevin Mapes	UPS	41' 9 3/4"	5		
	2nd	Pat Leeper	GFC	39' 7 1/4"	3	3/42	5/30
JAVELIN	1st	Dave Nickell	GFC	178'	5		
	2nd	Mike Watts	GFC	173' 7"	3		
	3rd	David Mueller	GFC	142' 2"	1	9/51	0/30
400m	1st	Tracy Daugherty	UPS	49.4	5		
	2nd	Tim Conley	GFC	49.7	3	3/54	0/30
	3rd	Phil Sanchez	UPS	55.8	1		
100m	1st	Adolphus Onua	GFC	10.9	5		
	2nd	David Mueller	GFC	11.1	3		
	3rd	Dexter Mitchell	UPS	11.7	1	8/62	1/37
800m	1st	Thayne Chaummell	UPS	1:58.5	5		
	2nd	Randy Swigert	GFC	1:59.4	3	4/66	5/42
	3rd	Tim Graham	GFC	2:02.8	1		

100m IH	1st	Scott Cummins	GFC	.56.2	5		
	2nd	Brian Brendel	UPS	.56.3	3		
	3rd	Pat Leeper	GFC	1.03.4	1	6/72	3/45
200m	1st	Tracy Daugherty	UPS	22.3	5		
	2nd	Tim Conley	GFC	22.4	3		
	3rd	David Mueller	GFC	23.4	1	4/76	5/50
Discus	1st	Mike Watts	GFC	137'6"	5		
	2nd	David Nickell	GFC	123'3"	3		
	3rd	Chris Clifford	UPS	89'1"	1	8/84	1/51
5000m	1st	Mark Grennan	UPS	16:24.1	5		
	2nd	David Gallagher	UPS	17:39.7	3	0/84	8/59
600m Relay	1st	GFC (Onua, Eakin Cummins, Conley)	GFC	3:24.4	5		
	2nd	UPS (Sanchez Brendal, Daugherty Chammell)	UPS	3:24.6	0	5/89	0/59



GEORGE FOX COLLEGE/UNIVERSITY OF PUGET SOUND

NEWBERG, OREGON

April 18, 1987

EVENT	PLACE	SCHOOL	TIME/DISTANCE	PLACE	GFC	UPS
HAMMER THROW	1st	Ray Phinney	UPS 158' 5"	5		
	2nd	Mike Watts	GFC 147' 2"	3		
	3rd	Dave Elkins	GFC 134' 6"	1	4/4	5/5
LONG JUMP	1st	Dave Mueller	GFC 20' 1"	5		
	2nd	Phil Sanchez	UPS 19' 11"	3		
	3rd	Kevin Mapes	UPS 19' 9½"	1	5/9	4/9
POLE VAULT	1st	David Nickel	GFC 11' 0"	5	5/14	0/9
HIGH JUMP	1st	Brian Brendel	UPS 5' 10"	5		
	2nd	Pat Leeper	GFC 5' 8"	3		
	3rd	Kevin Mapes	UPS 5' 8"	1	3/17	6/15
SHOT PUT	1st	Mike Watts	GFC 42' 1½"	5		
	2nd	David Nickell	GFC 39' 10½"	3		
	3rd	Ray Phinney	UPS 39' 2½"	1	8/25	1/16
400m RELAY	1st	Adams Henney Sanchez Mitchell	UPS 45.5	5	0/25	5/21
1500m	1st	Randy Swigart	GFC 4:12.1	5		
	2nd	Mark Brenna	UPS 4:15.8	3		
	3rd	David Gallagher	UPS 4:34.9	1	5/30	4/25
110m HH	1st	Adolphus Onua	GFC 14.5	5		
	2nd	Scott Cummins	GFC 15.2	3		
	3rd	Rod Eakin	GFC 16.2	1	9/39	0/25
TRIPLE JUMP	1st	Kevin Mapes	UPS 41' 9 3/4"	5		
	2nd	Pat Leeper	GFC 39' 7 1/4"	3	3/42	5/30
JAVELIN	1st	Dave Nickell	GFC 178'	5		
	2nd	Mike Watts	GFC 173' 7"	3		
	3rd	David Mueller	GFC 142' 2"	1	9/51	0/30
400m	1st	Tracy Daugherty	UPS 49.4	5		
	2nd	Tim Conley	GFC 49.7	3	3/54	0/30
	3rd	Phil Sanchez	UPS 55.8	1		/
100m	1st	Adolphus Onua	GFC 10.9	5		
	2nd	David Mueller	GFC 11.1	3		
	3rd	Dexter Mitchell	UPS 11.7	1	8/62	1/37
800m	1st	Thayne Chaummell	UPS 1:58.5	5		
	2nd	Randy Swigert	GFC 1:59.4	3	4/66	5/42
	3rd	Tim Graham	GFC 2:02.8	1		

100m IH	1st	Scott Cummins	GFC	.56.2	5		
	2nd	Brian Brendel	UPS	.56.3	3		
	3rd	Pat Leeper	GFC	1.03.4	1	6/72	3/45
200m	1st	Tracy Daugherty	UPS	22.3	5		
	2nd	Tim Conley	GFC	22.4	3		
	3rd	David Mueller	GFC	23.4	1	4/76	5/50
Discus	1st	Mike Watts	GFC	137'6"	5		
	2nd	David Nickell	GFC	123'3"	3		
	3rd	Chris Clifford	UPS	89'1"	1	8/84	1/51
5000m	1st	Mark Grennan	UPS	16:24.1	5		
	2nd	David Gallagher	UPS	17:39.7	3	0/84	8/59
600m Relay	1st	GFC (Onua, Eakin Cummins, Conley)	GFC	3:24.4	5		
	2nd	UPS (Sanchez Brendal, Daugherty Chammell)	UPS	3:24.6	0	5/89	0/59

Men

$\frac{531}{50}$

	GFC	UPS
1. Hammer Throw	4/4 <sup>2,3</sup>	5/5 <sup>1</sup>
2. Long Jump	5/9 <sup>1</sup>	4/9 <sup>2,3</sup>
3. Pole Vault	5/14 <sup>1</sup>	0/9
4. High Jump	3/17 <sup>2</sup>	6/15 <sup>1,11</sup>
5. 400 m Relay	5/19 <sup>1</sup>	5/20
6. Shot Put	8/25 <sup>1,2</sup>	1/21
7. 1500 m	5/30 <sup>1</sup>	4/25 <sup>2,3</sup>
8. 110 m HH	9/39 <sup>2,3</sup>	0/25
9. Triple Jump	3/42 <sup>2</sup>	5/30 <sup>1</sup>
10. 400 m	3/45 <sup>2</sup>	6/36 <sup>1,3</sup>
11. Javelin	9/54 <sup>1,2,3</sup>	0/36
12. 100 m	8/62 <sup>1,2</sup>	1/37 <sup>3</sup>
13. 800 m	4/66 <sup>2,3</sup>	5/42 <sup>1</sup>
14. 400 m IH	6/72 <sup>1,3</sup>	3/45 <sup>2</sup>
15. 200 m	4/76 <sup>2,3</sup>	5/50 <sup>1</sup>
16. Discus	8/84 <sup>1,2</sup>	1/51 <sup>2</sup>
17. 5000 m	0/84	8/59
18. Relay 1600 m		






















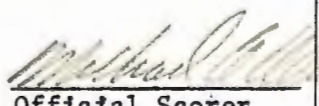
BRUIN TRACK

EVENT JAVELIN -Men

DATE April 18, 1987

Shot, Discus, Javelin, Hammer, Long Jump, Triple Jump

NAME	SCHOOL	TRIALS			FINALS			PLACE
		1	2	3	1	2	3	
David Nickell	GFC	156 <sup>8</sup>	160 <sup>6</sup>	163 <sup>5</sup>				
Mike Watts	GFC	152	152	164 <sup>9</sup>				
David Mueller	GFC	130 <sup>3</sup>	131	133 <sup>3</sup>				
<del>Ray Phinney</del>	<del>UPS</del>							
<del>Brian Brendel</del>	<del>UPS</del>							
Chris Clifford	UPS	—	117	—				
CHRIS CLIFFORD		—	123 <sup>6</sup>	—				
DAVID MUELLER		142 <sup>2</sup>	—	—				
DAVE NICKELL		163 <sup>10</sup>	170 <sup>10</sup>	178 <sup>1</sup>				
MIKE WATTS		160 <sup>2</sup>	167 <sup>2</sup>	173 <sup>7</sup>				

WINNERS	SCHOOL	DISTANCE	
1st <u>DAVE NICKELL</u>	<u>GFC</u>	<u>178<sup>1</sup></u>	 Field Judge
2nd <u>MIKE WATTS</u>	<u>GFC</u>	<u>173<sup>7</sup></u>	
3rd <u>DAVID MUELLER</u>	<u>GFC</u>	<u>142<sup>2</sup></u>	
4th _____	_____	_____	 Official Scorer
5th _____	_____	_____	
6th _____	_____	_____	



























43.39 Onua, Mueller, Conley, Cummins 5-10-87; 43.6 Onua, Mueller, Conley, Cummins 4-25-87

4:09.2 Swigart 3-12-87; 4:14.4 Graham 4-24-87; 4:52.0 Nickell 4-29-87

14.28 Onua 5-10-87; 14.62 Cummins 4-25-87; 16.1 Eakin 3-7-87; 17.1 Nickell 4-29-87

49.7 Conley 4-28-87; 55.7 Nickell 4-20-87

10.9 Onua 4-18-87; 11.1 Mueller 4-18-87; 11.9 Nickell 4-20-87

1:56.9 Swigart 3-7-87; 1:59.1 Graham 4-25-87

55.8 Cummins 4-25-87; 63.4 Leeper 4-18-87

22.4 Conley 4-18-87; 23.1 Mueller 3-7-87

3:22.57 Onua, Swigart, Cummins, Conley 5-10-87; 3:24.4 Onua, Eakin, Cummins, Conley 4-18-87;

3:26.9 Onua, Graham, Swigart, Conley 4-4-87; 3:28.0 Mueller, Eakin, Swigart, Cummins 3-14-87

17:25.1 Graham 3-14-87; 18:30.07 Swigart 4-14-87

0,000

14-0 Eakin 3-7&3-14&4-4-87; 13-4 Elkins 5-10-87; 12-0 Nickell 4-27-87

5-10 1/4 Nickell 4-20-87; 5-8 Leeper 4-4-87

20-4 1/4 Nickell 4-20-87; 20-1 Mueller 4-18-87; 18-6 Eakin 4-11-87

42-1 1/4 Leeper 3-21-87; 35-2 3/4 Christy 4-11-87

45-10 1/2 Watts 3-21-87; 41-8 3/4 Nickell 4-20-87

153-1 Watts 4-25-87; 123-3 Nickell 4-18-87

190-6 Nickell 4-4-87; 185-8 Watts 5-2-87; 162-7 Mueller 4-4-87; 138-10 Elkins 4-25-87

151-1 Watts 4-25-87; 141-3 Elkins 3-21-87

5972, 5341 Nickell 4-20&21-87

Marathon

1987 BRUIN TRACK POINT TOTALS

	WOSC & SOSC	Lewis & Clark	UPS	Lin field	Dist 2	NCCAA Nat'l	NAIA Nat'l	Totals
CHRISTY, Del	0	1	0	0	0	0	0	1
Running Total	0	1	1	1	1	1	1	1
CONLEY, Tim	3.75	10.5	7.75	10.5	12.5	0	0	45
Running Total	3.75	14.25	22	32.5	45	45	45	45
CUMMINS, Scott	3.75	8	9.25	8.5	16.5	0	0	46
Running Total	3.75	11.75	21	29.5	46	46	46	46
EAKIN, Rod	5.75	3.5	2.25	hurt	0	0	0	11.5
Running Total	5.75	9.25	11.5	11.5	11.5	11.5	11.5	11.5
ELKINS, Dave	gone	5	1	3	2	0	0	11
Running Total	0	5	6	9	11	11	11	11
GRAHAM, Tim	0.75	0	1	4.25	0	0	0	6
Running Total	0.75	0.75	1.75	6	6	6	6	6
LEEPER, Pat	1	11	7	1	0	0	0	20
Running Total	1	12	19	20	20	20	20	20
MUELLER, David	1.75	12.5	10	3.25	2.25	0	0	29.75
Running Total	1.75	14.25	24.25	27.5	29.75	29.75	29.75	29.75
NICKELL, David	8	9	16	2	10	0	0	45
Running Total	8	17	33	35	45	45	45	45
ONUA, Adolphus	6.5	7.5	11.25	7.5	14.5	0	6	
Running Total	6.5	14	25.25	32.75	47.25	47.25	53.25	53.25
SWIGART, Randy	1.75	6	8	2	2	0	0	19.75
Running Total	1.75	7.75	15.75	17.75	19.75	19.75	19.75	19.75
WALKER, Ken	Red Shirt							
WATTS, Mike	6	10	6	8	9	25	0	64
Running Total	6	16	22	30	39	64	64	64
GFC TEAM PLACE	3rd	1st	1st	2nd	5th	8th		
	WO-104	GFC-84	GFC-89	Lin-82	Will-160			
	SO- 56	L&C-64	UPS-59	GFC-60	SOSC-134			
	GFC-39			CCC-33	WOSC-119			
				PSU-25	NNC-- 74			
					GFC-- 69			
					Lin-- 61			
					EOSC- 52			
					L&C-- 44			

OREGON SMALL COLLEGE RELAYS

Date: Saturday, March 14, 1987

Site: Willamette University

Women's Shot Put (no teams)

1. McDonald, WU, 37-8½ 2. Tomlinson, WOSC, 33-10½ 3. Buhler, UP, 31-6 4. Doyle, UP, 31-3½.

Women's High Hurdles

1. Western Oregon 55.5 Jensen 16.0, Eastland 18.1, Henderson 21.4  
Others: Wardell PSU 17.5, Ardinger LCC 18.3, Kerns LCC 19.9

Men's Long Jump

1. Willamette 60-10½ Pooleon, 21-4¼, Connors, 19-10 3/4, Colleran, 19-7½  
Others: Clark, WOSC, 20-4½, French, WOSC, 19-11, Doherty, PSU, 18-9½, Ouellette, LCC, 21-2.

Men's High Hurdles

Willamette 46.8 Lapray, 15.4, Thomas, 15.7, Devyldere, 15.7  
George Fox 47.3 Onua, 15.2, Cummins, 15.4, Eakin, 16.7  
Others: Uhrich, UP, 16.7, Stickles, WOSC, 15.7, Cornes, WOSC, 15.8, Young, PSU, 16.4, Hodl, LC, 17.3, Grossnicklaus, LC, 17.9, Kelley, LCC, 16.5

Hammer

1. Western Oregon 442-7 Sorenson, 161-9, Moore, 141-10, Lydum, 139-0  
2. Linfield 418-5 Kobow, 155-3, Dean, 146-5, Truax, 116-9  
3. Willamette 384-10 Collins, 140-4, Sommer, 135-1, Williams, 109-5  
Other: Watts, GFC, 148-10

Women's Discus

McDonald, WU, 124-8, Tomlinson, WOSC, 95-5

Men's Shot Put

1. Western Oregon 134-5½ Sorenson, 47-4½, Danko, 44-3½, Gorman, 42-9½  
2. Willamette 129-9½ Collins, 47-10½, Cooley, 41-5 3/4, Pykkonen, 38-2½  
3. Linfield 117-5½ Weaks, 38-9 3/4, Kobow, 39-8½, Truax, 37-11  
Others: Majeskey, LCC, 35-½, Snider, LCC, 34-3 3/4, Boyer, PSU, 41-1½, Lydum, PSU, 43-6½, Watts, GFC, 43-½.

Men's 4xMile Relay

1. U of Portland 18:14.4 Ruona, Cross, Bursell, Muller  
2. Western Oregon 18:25.2 Reick, Jordan, Guza, Sele  
3. Linfield 18:57.6 Voyles, Weisel, Frost, Tow  
4. Lewis & Clark 19:42.0 Crandall, Abbruzzese, Blakemore, Gonzalez

Women's 4xMile Relay

1. Western Oregon 21:26.6 J. O'Leary, K. O'Leary, Dimick, Loop  
2. U of Portland 21:36.7 Thorne, Mullin, Howard, Hillenkamp

Men's 4x100 Relay

1. Willamette 43.2 Willie, Reese, Scarce, Connors  
2. Lewis & Clark 43.7 Ouellette, Beery, Kelley, Caine  
3. Linfield 44.2 Melendy, Anderson, Fey, Brown  
4. George Fox 44.3 Mueller, Cummins, Eakin, Onua  
5. Portland St. 44.8 Cropp, Howell, Doherty, Young  
6. Western Oregon 45.4 Hargett, Cornes, Biamont, Ussery

Women's 4x100 Relay

1. Western Oregon	50.6(NR)	Jensen, Eastland, Wright, Wegener
2. Lewis & Clark	51.2	Ardinger, Bolger, Larsen, Perry
3. Willamette	52.3	Wright, Payne, Brown, Blum

Women's Long Jump

Jensen, WOSC, 17-3/4, Wright, WU, 16-3 3/4, Bolger, LCC, 15-3/4, Dunkan, LCC, 14-3 1/4.

Women's Distance Medley

1. Portland State	12:27.3(NR)	Wardell, Siler, McNERney, Myra
2. Willamette	13:00.1	Blum, Boren, Cammack, Peterson
3. Western Oregon	13:30.0	Thwaite, Dimick, Bullis, Dick
4. George Fox	13:44.3	Shields, Springer, Lang, Petersen

Women's Javelin

1. Western Oregon	348-4	Osborn, 120-3, Gee, 113-2, Jensen, 114-11
2. Willamette	309-3	Buckmaster, 137-9, McDonald, 92-11, Lauman, 78-7
3. George Fox	298-0	Fox, 137-3, Springer, 81-4, Woosley, 79-5

Others: Benson, PSU, 143-3, Johnson, LCC, 118-6.

Men's Javelin

1. Linfield	518-11	Weeks, 180-8, Coste, 173-6, Garvey, 164-9
2. Willamette	495-2	Williams, 210-10, Healy, 150-2, Thomas, 134-2
3. George Fox	482-5	Watts, 173-5, Nickel, 166-3, Mueller, 142-9

Others: Newberry, PSU, 185-0, Snider, LCC, 137-10.

Men's Distance Medley

1. Western Oregon	10:33.0	Wood, Sele, Tilgner, Schrock
2. Willamette	10:37.3	Devyldere, Catton, Winn, Landeen
3. Lewis & Clark	10:40.3	Harris, Hartmann, Ritenhouse, Ares
4. Portland State	10:46.3	Kempthorn, Cantwell, Colburn, Howell
5. U of Portland	10:55.6	Holme, Beatty, Suchosky, Yearian
6. Linfield	11:19.0	Fey, Stanton, Carleson, Jacobson

Pole Vault

Willamette	36-6	Gile, 12-6, Rugroden, 12-0, Nebert, 12-0
------------	------	--

Others: Stickles, WOSC, 12-0, Eakin, GFC, 14-0, Nickell, GFC, 11-0.

Women's Sprint Medley

1. Western Oregon	1:54.4(NR)	Henderson, Eastland, Wegener, Wright
2. Willamette	1:56.6	Wright, Payne, Brown, Thomas

Men's Sprint Medley

1. Willamette	1:37.1	King, Officer, Reese, Willie
2. Linfield	1:38.4	Grossnicklaus, Ewing, Brown, Melendy
3. U of Portland	1:39.3	Uhrich, Beatty, Cooney, Fasulo
4. Western Oregon	1:41.1	Clark, Jacobs, Coblens, Watkins

Men's Discus

1. Willamette	410-11	Sommer, 141-8, Pykkonen, 131-6, Cooley, 128-9
2. Western Oregon	394-11	Sorenson, 147-10, Danko, 126-4, Lydum, 120-8
3. Linfield	349-6	Weeks, 124-8, Prestianni, 112-9, Truax, 112-1

Others: Kessi, UP, 121-7, Boyer, PSU, 140-10, Watts, GFC, 142-5, Nickell, GFC, 115-2.



Women's 4x880 Relay

1. Western Oregon	9:58.6	Loop, Thwaite, J. O'Leary, K. O'Leary
2. U of Portland	10:06.1	Howard, Rigutto, Thorne, Mullin

Men's High Jump

1. U of Portland	19-1(NR)	Howe, 6-7, McDowell, 6-4, Navonti, 6-2
2. Linfield	17-3	Melandy, 6-0, Hansen, 5-9, Tinnell, 5-6
Others: French, WOSC, 6-0, Cornes, WOSC, 5-9, Doherty, PSU, 6-0, Kliever, WU, 6-0, Connors, WU, 5-9.		

Women's High Jump

U of Portland	14-8(TiesR)	Doyle, 5-4, Buhler, 4-10, Whittig, 4-6
Others: Plaugge, WOSC, 4-10, Bolger, LCC, 5-2, Duncan, LCC, 4-3, Woolsey, GFC, 4-8.		

Men's 4x880 Relay

1. Western Oregon	7:51.8(NR)	Wood, Esse, McNealy, Tilgner
2. U of Portland	7:54.0	Thompson, Holmes, Muller, Miller
3. Lewis & Clark	8:20.4	Crandall, Ares, Hartmann, Ritenhouse
4. Linfield	8:32.0	Voyles, Stanton, Tow, Frost

Men's 4x220 Relay

1. Willamette	1:34.1	Thomas, Collieran, Lapray, Mespelt
2. Linfield	1:39.9	Brown, Fey, Ewing, Hodl

Women's 5000

1. Mortenson, LC, 19:51.1	2. Lang, GFC, 20:34.2	3. Bristow, LC, 20:54.2.
---------------------------	-----------------------	--------------------------

Men's 5000

1. Cross, UP, 15:05.3	2. Nault, UP, 15:52.8	3. Kamadoli, WU, 15:59.9	4. Kelly, WU, 16:00.2	5. Patershall, PSU, 16:22.8	6. Carleson, LC, 17:02.4	7. Graham, GFC, 17:25.1.
-----------------------	-----------------------	--------------------------	-----------------------	-----------------------------	--------------------------	--------------------------

Women's Mile Relay

1. Lewis & Clark	4:02.4	Lama, Finaly, Larsen, Perry
2. Western Oregon	4:03.7	Jensen, Thwaite, Wegener, Wright
3. Willamette	4:14.6	Brown, Boren, Cammack, Blum
4. George Fox	4:20.0	Woolsey, Haworth, Shields, Springer
5. Portland State	4:21.6	Wardell, Myra, Austin, Siler

Men's Mile Relay

1. Willamette	3:24.9	Mespelt, Connors, Pooleon, Scearce
2. George Fox	3:29.1	Mueller, Eakin, Cummins, Swigart
3. Western Oregon	3:29.1	Biamont, Sele, Esse, McNealy
4. Linfield	3:30.0	Melendy, Anderson, Fey, Grossnicklaus
5. Lewis & Clark	3:36.1	Caine, Ritenhouse, Gonzales, Ares
6. U of Portland	3:36.7	Fasulo, Cooney, Urich, Beatty

Schools participating: Portland State University PSU University of Portland UP  
 Linfield College LC Lewis & Clark College LCC  
 George Fox College GF Western Oregon State College WOSC  
 Willamette University WU

OREGON SMALL COLLEGE RELAYS

Date: Saturday, March 14, 1987

Site: Willamette University

Women's Shot Put (no teams)

1. McDonald, WU, 37-8½ 2. Tomlinson, WOSC, 33-10¼ 3. Buhler, UP, 31-6 4. Doyle, UP, 31-3½.

Women's High Hurdles

1. Western Oregon 55.5 Jensen 16.0, Eastland 18.1, Henderson 21.4  
Others: Wardell PSU 17.5, Ardinger LCC 18.3, Kerns LCC 19.9

Men's Long Jump

1. Willamette 60-10½ Pooleon, 21-4¼, Connors, 19-10 3/4, Colleran, 19-7½  
Others: Clark, WOSC, 20-4½, French, WOSC, 19-11, Doherty, PSU, 18-9¼, Ouellette, LCC, 21-2.

Men's High Hurdles

Willamette 46.8 Lapray, 15.4, Thomas, 15.7, Devyldere, 15.7  
George Fox 47.3 Onua, 15.2, Cummins, 15.4, Eakin, 16.7  
Others: Uhrich, UP, 16.7, Stickles, WOSC, 15.7, Cornes, WOSC, 15.8, Young, PSU, 16.4, Hodl, LC, 17.3, Grossnicklaus, LC, 17.9, Kelley, LCC, 16.5

Hammer

1. Western Oregon 442-7 Sorenson, 161-9, Moore, 141-10, Lydum, 139-0  
2. Linfield 418-5 Kobow, 155-3, Dean, 146-5, Truax, 116-9  
3. Willamette 384-10 Collins, 140-4, Sommer, 135-1, Williams, 109-5  
Other: Watts, GFC, 148-10

Women's Discus

McDonald, WU, 124-8, Tomlinson, WOSC, 95-5

Men's Shot Put

1. Western Oregon 134-5½ Sorenson, 47-4½, Danko, 44-3½, Gorman, 42-9½  
2. Willamette 129-9½ Collins, 47-10½, Cooley, 41-5 3/4, Pykkonen, 38-2½  
3. Linfield 117-5¼ Weaks, 38-9 3/4, Kobow, 39-8½, Truax, 37-11  
Others: Majeskey, LCC, 35-½, Snider, LCC, 34-3 3/4, Boyer, PSU, 41-1¼, Lydum, PSU, 43-6½, Watts, GFC, 43-½.

Men's 4xMile Relay

1. U of Portland 18:14.4 Ruona, Cross, Bursell, Muller  
2. Western Oregon 18:25.2 Reick, Jordan, Guza, Sele  
3. Linfield 18:57.6 Voyles, Weisel, Frost, Tow  
4. Lewis & Clark 19:42.0 Crandall, Abbruzzese, Blakemore, Gonzalez

Women's 4xMile Relay

1. Western Oregon 21:26.6 J. O'Leary, K. O'Leary, Dimick, Loop  
2. U of Portland 21:36.7 Thorne, Mullin, Howard, Hillenkamp

Men's 4x100 Relay

1. Willamette 43.2 Willie, Reese, Scarce, Connors  
2. Lewis & Clark 43.7 Ouellette, Beery, Kelley, Caine  
3. Linfield 44.2 Melendy, Anderson, Fey, Brown  
4. George Fox 44.3 Mueller, Cummins, Eakin, Onua  
5. Portland St. 44.8 Cropp, Howell, Doherty, Young  
6. Western Oregon 45.4 Hargett, Cornes, Biamont, Ussery

Women's 4x100 Relay

1. Western Oregon	50.6(NR)	Jensen, Eastland, Wright, Wegener
2. Lewis & Clark	51.2	Ardinger, Bolger, Larsen, Perry
3. Willamette	52.3	Wright, Payne, Brown, Blum

Women's Long Jump

Jensen, WOSC, 17-3/4, Wright, WU, 16-3 3/4, Bolger, LCC, 15-3/4, Duncan, LCC, 14-3 1/4.

Women's Distance Medley

1. Portland State	12:27.3(NR)	Wardell, Siler, McNerney, Myra
2. Willamette	13:00.1	Blum, Boren, Cammack, Peterson
3. Western Oregon	13:30.0	Thwaite, Dimick, Bullis, Dick
4. George Fox	13:44.3	Shields, Springer, Lang, Petersen

Women's Javelin

1. Western Oregon	348-4	Osborn, 120-3, Gee, 113-2, Jensen, 114-11
2. Willamette	309-3	Buckmaster, 137-9, McDonald, 92-11, Lauman, 78-7
3. George Fox	298-0	Fox, 137-3, Springer, 81-4, Woosley, 79-5

Others: Benson, PSU, 143-3, Johnson, LCC, 118-6.

Men's Javelin

1. Linfield	518-11	Weeks, 180-8, Coste, 173-6, Garvey, 164-9
2. Willamette	495-2	Williams, 210-10, Healy, 150-2, Thomas, 134-2
3. George Fox	482-5	Watts, 173-5, Nickel, 166-3, Mueller, 142-9

Others: Newberry, PSU, 185-0, Snider, LCC, 137-10.

Men's Distance Medley

1. Western Oregon	10:33.0	Wood, Sele, Tilgner, Schrock
2. Willamette	10:37.3	Devyldere, Catton, Winn, Landeen
3. Lewis & Clark	10:40.3	Harris, Hartmann, Ritenhouse, Ares
4. Portland State	10:46.3	Kemphorn, Cantwell, Colburn, Howell
5. U of Portland	10:55.6	Holme, Beatty, Suchosky, Yearian
6. Linfield	11:19.0	Fey, Stanton, Carleson, Jacobson

Pole Vault

Willamette	36-6	Gile, 12-6, Rugroden, 12-0, Nebert, 12-0
------------	------	--

Others: Stickles, WOSC, 12-0, Eakin, GFC, 14-0, Nickell, GFC, 11-0.

Women's Sprint Medley

1. Western Oregon	1:54.4(NR)	Henderson, Eastland, Wegener, Wright
2. Willamette	1:56.6	Wright, Payne, Brown, Thomas

Men's Sprint Medley

1. Willamette	1:37.1	King, Officer, Reese, Willie
2. Linfield	1:38.4	Grossnicklaus, Ewing, Brown, Melendy
3. U of Portland	1:39.3	Uhrich, Beatty, Cooney, Fasulo
4. Western Oregon	1:41.1	Clark, Jacobs, Coblens, Watkins

Men's Discus

1. Willamette	410-11	Sommer, 141-8, Pykkonen, 131-6, Cooley, 128-9
2. Western Oregon	394-11	Sorenson, 147-10, Danko, 126-4, Lydum, 120-8
3. Linfield	349-6	Weeks, 124-8, Prestianni, 112-9, Truax, 112-1

Others: Kessi, UP, 121-7, Boyer, PSU, 140-10, Watts, GFC, 142-5, Nickell, GFC, 115-2.

Women's 4x880 Relay

1. Western Oregon 9:58.6 Loop, Thwaite, J. O'Leary, K. O'Leary  
 2. U of Portland 10:06.1 Howard, Rigutto, Thorne, Mullin

Men's High Jump

1. U of Portland 19-1(NR) Howe, 6-7, McDowell, 6-4, Navonti, 6-2  
 2. Linfield 17-3 Melandy, 6-0, Hansen, 5-9, Tinnell, 5-6  
 Others: French, WOSC, 6-0, Cornes, WOSC, 5-9, Doherty, PSU, 6-0, Kliewer, WU, 6-0, Connors, WU, 5-9.

Women's High Jump

U of Portland 14-8(TiesR) Doyle, 5-4, Buhler, 4-10, Whittig, 4-6  
 Others: Plaugge, WOSC, 4-10, Bolger, LCC, 5-2, Duncan, LCC, 4-3, Woolsey, GFC, 4-8.

Men's 4x880 Relay

1. Western Oregon 7:51.8(NR) Wood, Esse, McNealy, Tilgner  
 2. U of Portland 7:54.0 Thompson, Holmes, Muller, Miller  
 3. Lewis & Clark 8:20.4 Crandall, Ares, Hartmann, Ritenhouse  
 4. Linfield 8:32.0 Voyles, Stanton, Tow, Frost

Men's 4x220 Relay

1. Willamette 1:34.1 Thomas, Collieran, Lapray, Mespelt  
 2. Linfield 1:39.9 Brown, Fey, Ewing, Hodl

Women's 5000

1. Mortenson, LC, 19:51.1 2. Lang, GFC, 20:34.2 3. Bristow, LC, 20:54.2.

Men's 5000

1. Cross, UP, 15:05.3 2. Nault, UP, 15:52.8 3. Kamadoli, WU, 15:59.9 4. Kelly, WU, 16:00.2  
 5. Paterhall, PSU, 16:22.8 6. Carleson, LC, 17:02.4 7. Graham, GFC, 17:25.1.

Women's Mile Relay

1. Lewis & Clark 4:02.4 Lama, Finaly, Larsen, Perry  
 2. Western Oregon 4:03.7 Jensen, Thwaite, Wegener, Wright  
 3. Willamette 4:14.6 Brown, Boren, Cammack, Blum  
 4. George Fox 4:20.0 Woolsey, Haworth, Shields, Springer  
 5. Portland State 4:21.6 Wardell, Myra, Austin, Siler

Men's Mile Relay

1. Willamette 3:24.9 Mespelt, Connors, Pooleon, Searce  
 2. George Fox 3:29.1 Mueller, Eakin, Cummins, Swigart  
 3. Western Oregon 3:29.1 Biamont, Sele, Esse, McNealy  
 4. Linfield 3:30.0 Melandy, Anderson, Fey, Grossnicklaus  
 5. Lewis & Clark 3:36.1 Caine, Ritenhouse, Gonzales, Ares  
 6. U of Portland 3:36.7 Fasulo, Cooney, Urich, Beatty

Schools participating: Portland State University PSU University of Portland UP  
 Linfield College LC Lewis & Clark College LCC  
 George Fox College GF Western Oregon State College WOSC  
 Willamette University WU

UNIVERSITY OF WASHINGTON  
Sports Information Department (206) 543-2230  
Chuck Niemi, Asst. AD/SID  
Jeanne Grainger/Chip Lydum/Don Meucci, Asst. SIDs  
(Track--Dan Lepse)

March 21, 1987

HUSKY TRACK & FIELD CLASSIC @Husky Stadium, Saturday, March 21, 1987

WOMEN'S LONG JUMP-- 1. Kendra Keller, UW, 18-10 (5.74); 2. Angie Tasker, UW, 17-11 (5.46); 3. Jennifer Nacrelli, UW, 16-5 ½ (5.02); 4. Shelly Borovich, WWU, 16-4 ½ (4.99); 5. Maria Young, unatt., 15-9 ¼ (4.81); 6. Liesl Bohn, ECC, 13-1 (3.99).

MEN'S HAMMER THROW-- 1. Neil Kneip, unatt., 206-7 (62.97); 2. Eric Johnson, UW, 177-11 (54.23); 3. Sam Maxwell, UW, 167-11 (51.90); 4. Jon Torrence, WWU, 161-3 (49.17); 5. Ray Phinney, UPS, 150-1 (45.77); 6. Dave Elkins, GF, 141-3 (43.06). *Mike wants 42.24*

MEN'S 10,000 METER RUN-- 1. Jim Reinke, UW, 29:57.2; 2. Mike Smith, unatt., 30:58.2; 3. Steve Tollaun, WWU, 31:18.6; 4. Doug Welch, UW, 31:42; 5. Dave Colburn, PSU, 31:56.5; 6. Brad James, UW, 32:03.0; 7. Dave Beller, GRCC, 33:10.6; 8. Paul Gootziuger, PSU, 33:43.8; 9. Jereney Rene, UW, 33:57.6; 10. Steve Duncan, GRCC, 36:16.5.

WOMEN'S 10,000 METER RUN-- 1. Debbie Myra, PSU, 33:51.4 (NCAA Qualifying Standard); 2. LeAnn McNeary, PSU, 43:11.1; 3. Kali Haverstick, GFC, 43:47.7.

MEN'S 4 X 100 RELAY-- 1. Washington (Boher, Shugarts, Richmond, Gary), 42.5 2. Green River CC (Ward, Rutherford, Helles, Coleman), 42.7; 3. Highline CC (Kunst, Newby, Cleland, Hog), 43.9; 4. Tacoma CC (Bailey, Dureitz, Williams, Turner), 45.5; Disqualified-Simon Fraser (Lock, Levy, Spence, Dwyer), 43.7

WOMEN'S 4 X 100 RELAY-- 1. Washington (Keller, Tasker, Naculli, O'Connell), 49.9.

WOMEN'S HIGH JUMP-- 1. Vicki Borsheim, UW, 5-11 ½ (1.81)(Pac-10 qualifying standard); 2. Liz Harris, unatt., 5-6 ½ (1.69); 3. Lori Fair, BCC, 5-0 ½ (1.54).

MEN'S 3000 METER STEEPLECHASE-- 1. Kevin Flanagan, UW, 9:18.8; 2. Gregg Bronn, UW, 9:28.2; 3. Hugh Weber, WWU, 9:49.6; 4. Matt Ruhl, WWU, 9:56.3; 5. Dave Dunham, unatt., 9:59.7.

WOMEN'S 1500 METER RUN-- 1. Sandra Gregg, CNW, 4:31.6; 2. Sarah Bolender, UW, 4:32.6; 3. Janika Peterson, UW, 4:40.1; 4. Lia Shierk, UW, 4:49.2; 5. Carlene Urrutia, UW, 4:51.0; 6. Jennifer Hallot, WWU, 5:00.9; 7. Heidi Wendel, UPS, 5:03.9; 8. Melanie Springer, GFC, 5:12.9.

WOMEN'S JAVELIN-- 1. Helena Usatilo, UW, 177-11 (54.22)(NCAA Qualifying Standard); 2. Karen Murray, VOC, 164-6 (50.15); 3. Diana Carr, unatt., 162-5 (49.52); 4. Shelly Sanford, UW, 160-6 (48.92); 5. Kristy Evans, VTF, 160-1 (48.81); 6. Ginger Ferguson, UW, 146-4 (44.61). *Denise Fox 43.26*

MEN'S 1500 METER RUN (Heat I)-- 1. Matt Donnelly, UW, 3:50.4; 2. Mike Michael, unatt., 3:53.5; 3. Saul Kinderas, unatt., 3:54.6; 4. Eric Engelstone, UW, 3:55.0; 5. T.T. Roe, UW, 3:56.8; 6. Jeff Moulton, WWU, 3:58.2; 7. Dan Lehr, UW, 3:58.4; 8. Dave Molesh, WWU, 4:06.9; 9. Jeff Sloan, HCC, 4:30.6.

MEN'S 1500 METER RUN (Heat II)-- 1. Chris Riley, GRCC, 4:04.9; 2. Paul Keire, UW, 4:07.1; 3. Barry McMongale, WWU, 4:07.2; 4. Kevin McMurray, UW, 4:08.5; 5. Randy Swigart, GFC, 4:09.2; 6. Ben Colling, unatt., 4:09.3; 7. Gary Strand, unatt., 4:09.9; 8. John Greengo, SCC, 4:11.7; 9. Luis Gomez, UW, 4:13.3; 10. Nick Dippolito, BCC, 4:18.9; 11. John Russell, HCC, 4:20.5; 12. Tim Graham, GFC, 4:24.8; 13. Tim Vandervlugt, HCC, 4:36.6. *Tim sick*

MEN'S 110 METER HURDLES (Heat I)-- 1. Adolphus Onua, GFC, 14.5; 2. Brent Rutherford, unatt., 14.6; 3. Bill Richmond, UW, 14.7; 4. John Belford, unatt., 14.9; 5. Mark Hale, UW, 16.7; 6. Elliott Forsyth, UW, 18.2.

MEN'S 110 METER HURDLES (Heat II)-- 1. Scott Cummins, GFC, 15.6; 2. Todd Henson, WWU, 15.7; 3. Anderson Ware, BCC, 15.8; 4. Brent Wheeler, unatt., 15.8; 5. Casey Campbell, HCC, 16.0; 6. Tony Craven, UW, 16.0.

MEN'S 110 METER HURDLES (Heat III)-- 1. Artie Dureitz, TCC, 16.2; 2. Dan Hemmen, WWU, 16.5; 3. Greg Phoenix, SFU, 16.7; 4. John Arlt, CWU, 16.8; 5. John Harris, WWU, 17.6;



## HUSKY TRACK &amp; FIELD CLASSIC RESULTS (Cont.)

2-2-2-2

MEN'S LONG JUMP-- 1. Mike Jones, GRCC, 22-9  $\frac{1}{4}$  (6.94); 2. Richard Caxton, unatt., 21-8  $\frac{3}{4}$  (6.62); 3. Jesse Wifte, unatt., 21-3 $\frac{1}{4}$  (6.48); 4. Kevin Moxpes, UPS, 20-7  $\frac{3}{4}$  (6.29); 5. Ben Bushieb, CWU, 20-7  $\frac{3}{4}$  (6.29); 6. Greg Phoenix, SJU, 20-2 $\frac{1}{4}$  (6.15)

POLE VAULT-- 1. Vaughn Stehr, unatt., 14-1 (4.30); 2. Rod Eakin, GFC, 13-5 (4.10); 3. Tony Anderman, ECC, 13-5 (4.10); 4. Rick Baggett, SSS, 13-1 $\frac{1}{2}$  (4.00); 5. Tom Dixon, 13-1 $\frac{1}{2}$  (4.00).

WOMEN'S 100 METER HURDLES-- 1. Kendra Keller, UW, 15.3; 2. Mary Kusler, UPS, 15.9; 3. Jennifer Nacrelli, UW, 17.3; 4. Megan Neary, WWU, 17.5; 5. Marcie Smith, BCC, 25.0.

WOMEN'S 400 METER DASH(Heat I)-- 1. Donna Dennis, unatt., 56.5; 2. Rachel Bush, unatt., 57.9; 3. Cheryl Siegman, unatt., 59.4; 4. Angela Downing, GRCC, 6.05; 5. Pam Langan, WWU, 61.9.

WOMEN'S 400 METER DASH(Heat II)-- 1. Marta Shields, GFC, 60.6; 2. Cathy O'Connell, UW, 61.1; 3. Marie Young, unatt., 61.3; 4. Kristi Bergesen, UW, 61.6; 5. Karen Olsen, WWU, 65.4.

MEN'S 400 METER DASH(Heat I)-- 1. Todd Schutte, SIU, 48.4; 2. Tracy Daugherty, UPS, 49.4; 3. Scott Haxelton, UW, 49.5; 4. Jay Jamerson, UW, 49.5; 5. Paul Thola, SFU, 50.7; 6. Homer Levy, SFU, 51.5.

MEN'S 400 METER DASH (Heat II)-- 1. Charles Tennant, SIU, 49.6; 2. Paul Hospenthal, UPS, 50.1; 3. Bud Marshall, GRCC, 50.4; 4. Teo Smith, UW, 50.4; 5. Sasha Nagy, SFU, 51.1; 6. Tim Conley, GFC, 51.4.

MEN'S 400 METER DASH (Heat III)-- 1. Brent Jones, unatt., 50.4; 2. Thayne Chaumell, UPS, 50.5; 3. Matt Hogg, HCC, 50.8; 4. Chris Peddie, UW, 51.1; 5. Tim Adams, WWU, 52.8; 6. Fred Hembry, unatt., 52.8.

WOMEN'S 100 METER DASH-- 1. Holly Watson, WWU, 12.3; 2. Angie Tasker, UW, 12.4; 3. Esrenee Cunningham, UW, 12.6; 4. Megan Angier, unatt., 14.5.

MEN'S 100 METER DASH--(Heat I)-- 1. Lee Gordon, unatt., 10.6; 2. Mike Dwyer, SFU, 10.8; 3. Art Ballard, BCC, 10.9; 4. Chris Lock, SFU, 11.0; 5. David Mueller, GFC, 11.8; 6. Whit Finks, unatt., 11.8.

MEN'S 100 METER DASH (Heat II)-- 1. Steve Bohree, UW, 11.2; 2. Bob Gary, UW, 11.3; 3. Leroy Johnson, Navy, 11.5; 4. Kevin Hayles, unatt., 11.6; 5. Bill Stenlund, CWU, 11.6.

MEN'S 100 METER DASH (Heat III)-- 1. Wayne Ward, GRCC, 10.9; 2. Greg Shugarts, UW, 11.2; 3. Randy Kalmbach, ECC, 11.4; 4. Thomas Ashley, ECC, 11.5.

MEN'S 100 METER DASH (Heat IV)-- 1. Rob Soo, WWU, 11.5; 2. Brian Mechling, unatt., 11.9; 3. Jerome Vines, WWU, 12.0; 4. Phil Jentoff, WWU, 12.2; 5. Matt Lumaden, ECC, 14.2.

WOMEN'S 800 METER RUN-- 1. Sara Bolender, UW, 2:11.4 (Pac-10 qualifying standard); 2. Mary Dong, unatt., 2:11.5; 3. Laura Farias, UW, 2:12.7; 4. Sandra Gregg, CNW, 2:15.5; 5. Kathy Miller, WWU, 2:18.0; 6. Val Stocker, UW, 2:19.1; 7. Janika Peterson, UW, 2:21.4; 8. Kirby McClelland, UW, 2:24.3; 9. Jennifer Hallett, WWU, 2:27.3; 10. Mary Hurson, UW, 2:29.7.

MEN'S 800 METER RUN (Heat I)-- 1. Todd Bearny, HCC, 1:54.5; 2. Cleave Odgaard, UW, 1:57.8; 3. Randy Swigart, GFC, 1:59.7; 4. Brian Jacobsen, GRCC, 1:59.9; 5. Allen Carbert, HCC, 2:08.3.

MEN'S 800 METER RUN (Heat II)-- 1. Wes Qibley, HCC, 1:56.5; 2. Steve Jackson, unatt., 1:57.6; 3. Andy Gilchrist, UW, 1:57.6; 4. Brian Grierke, UW, 1:59.2; 5. Todd Peckham, WWU, 2:00.3; 6. Paul Keire, UW, 2:02.8.

MEN'S 800 METER RUN (Heat III)-- 1. Barry Hutchinson, WWU, 2:00.5; 2. Kevin Doran, UW, 2:01.5; 3. Everett, Owen, HCC, 2:05.8; 4. Daryl Cox, BCC, 2:20.1.

MEN'S JAVELIN-- 1. Mark Babich, unatt., 231-8 (70.62); 2. Ron Uhl, unatt., 211-11 (64.60); 3. Darryl Roberson, UW, 208-9 (63.62); 4. Doug Cooper, unatt., 206-3 (62.86); 5. Mike Olina, CWU, 205-1 (62.50); 6. Mike Watts, GFC, 184-5 (56.22).

David Nickel

45.17

HUSKY TRACK & FIELD CLASSIC RESULTS (Cont.)

3-3-3-3

WOMEN'S 400 METER HURDLES-- 1. Cheryl Wardell, PSU, 65.6; 2. Jennifer Nacrelli, UW, 65.8; 3. Mary Kusler, UPS, 66.6; 4. Marci Smith, BCC, 68.3; 5. Annette Sommers, unatt., 69.3; 6. Lori Fair, BCC, 71.4.

MEN'S 400 METER HURDLES (Heat I)-- 1. Chuck Desmith, BCC, 54.9; 2. Mark Hale, UW, 54.9; 3. Bill Richmond, UW, 55.4; 4. Brent Wheeler, unatt., 55.6; 5. Brian Brendel, UPS, 57.2; 6. Casey Campbell, HCC, 57.8. *Scott Cummins 58.8*

MEN'S 400 METER HURDLES (Heat II)-- 1. Daren Monroe, BCC, 55.7; 2. Tony Craven, UW, 55.9; 3. John Arlt, CWU, 56.2; 4. Dan Hemmen, WWU, 58.1; 5. Alan Skay, WWU, 58.4; 6. Mike Cleland, HCC, 59.7; 7. Mike Jones, GRCC, 61.8.

MEN'S 400 METER HURDLES (Heat III)-- 1. John Belford, unatt., 57.2; 2. Jeff Baker, unatt., 58.7; 3. Rich Fillman, UW, 59.6.

WOMEN'S TRIPLE JUMP-- 1. September George, UW, 36-11½ (11.26); 2. Shelly Borovich, WWU, 36-6 ¾ (11.14).

MEN'S TRIPLE JUMP-- 1. Joseph Taiwo, unatt. 54-2½ (16.52); 2. James Hicks, BCC, 46-4 (14.12); 3. Kevin Mapes, UPS, 43-0½ (13.11); 4. Pat Leeper, GFC, 42-1¼ (12.83); 5. Jerome Vines, WWU, 41-2½ (12.56).

WOMEN'S 3000 METER RUN-- 1. Susan Gregg, CNW, 9:50.5; 2. Genevive Pfueller, WWU, 9:56.2; 3. Jennifer Draughon, GRCC, 10:18.1; 4. Jennifer Eastman, WWU, 10:33.8; 5. Jennifer Gillette, UW, 10:34.4; 6. JoAnne Maris, BCC, 10:39.9; 7. Michelle Vaughan, BCC; 8. Michelle Lang, GFC; 9. Melanie Springer, GFC; 10. Dianne Peterson, GFC. *12:16*

WOMEN'S 200 METER DASH<sup>11:34</sup>-- 1. Donna Dennis, unatt.<sup>11:42</sup>, 24.7; 2. Holly Watson, WWU, 25.1; 3. Angie Tasker, UW, 25.5; 4. Marta Shields, GFC, 26.6; 5. Angela Downing, GRCC, 27.0; 6. Esrenee Cunningham, UW, 27.0.

MEN'S HIGH JUMP-- 1. Brett Curtis, unatt., 6-7½ (2.02); 2. Phil Benson, unatt., 6-7½ (2.02); 3. Rod Wilcox, UW, 6-5½ (1.97); 4. Tom Dixon, CWU, 6-3½ (1.92); 5. Brian Bailey, 6-3½ (1.92); 6. Jeff Warily, unatt., 6-1½ (1.87); 7. Mike Jones, GRCC, 6-1½ (1.87); 8. Elliot Forsyth, UW, 6-1½ (1.87).

MEN'S 200 METER DASH (Heat I)-- 1. Mike Swyer, SFU, 21.5; 2. Lee Gordon, unatt., 21.8; 3. Chris Lock, SFU, 23.1; 4. Dave Mueller, GFC, 23.6; 5. Fred Kotto, unatt., 24.2.

MEN'S 200 METER DASH (Heat II)-- 1. Steve Bohrer, UW, 22.7; 2. Leroy Johnson, Navy, 23.0; 3. Henry Brown, UW, 23.1; 4. Anderson Ware, BCC, 23.2; 5. Kevin Hayles, unatt., 23.5; 6. Mike Kuntz, HCC, 25.1.

MEN'S 200 METER DASH (Heat III)-- 1. Jay Jamerson, UW, 22.7; 2. Greg Shugarts, UW, 22.8; 3. Thayne Chaumell, UPS, 23.0; 4. Mark Neuby, HCC, 23.8; 5. Bob Soo, WWU, 23.8; 6. Ashley Thomas, ECC, 23.8.

MEN'S 200 METER DASH (Heat IV)-- 1. Wayne Ward, GRCC, 22.5; 2. Scott Hazelton, UW, 23.1; 3. Randy Kalmbach, unatt., 23.7; 4. Brian Mechling, ECC, 24.2.

MEN'S 200 METER DASH (Heat V)-- 1. Darren Coleman, unatt. 22.3; 2. Teo Smith, UW, 22.8; 3. Brent Jones, unatt., 23.1; 4. Bill Stevlund, CWU, 23.1; 5. Chris Peddie, UW, 23.8; 6. John Harris, WWU, 24.2.

MEN'S DISCUS-- 1. Dan Tabish, UW, 179-5 (54.68) (Pac-10 qualifying standard); 2. Rob McManus, SFU, 164-8 (50.20); 3. Todd Wilson, unatt., 164-2 (50.04); 4. Eric Johnson, unatt., 162-9 (49.62); 5. Neil Kneip, unatt., 162-0 (49.38); 6. Jon Torrance, CWU, 153-1 (46.66); *Mike Watts 44.50 David Nickell 33.90*

WOMEN'S SHOT PUT-- 1. Jennifer Ponath, CNW, 52-0½ (15.86); 2. Meg Jones, 50-4 ¾ (15.36) (Pac-10 qualifying standard); 3. Shirley Ross, UW, 47-7 ¼ (14.51) (Pac-10 qualifying standard); 4. Moira Fitch, VTC, 42-9 ¾ (13.05); 5. Amy O'Hercis, UPS, 40-7 (12-37); 6. Wilke Heskett, unatt., 38-11 ¾ (11.88).

MEN'S SHOT PUT-- 1. Chris Benson, unatt., 58-6½ (17.84); 2. Neil Kneip, unatt., 58-2 (17.73); 3. Russ Vincent, unatt., 53-2½ (16.21); 4. John Pietz, HCC, 47-0 ¾ (14.34); 5. Mike Watts, GFC, 45-10½ (13.98); 6. Greg Phoenix, SFU, 42-2½ (12.86).

?

David Nickell

11.26

Nickel  
Shot 11.26  
D 33.9  
J 45.17

Watts  
S 13.98  
44.50  
53.95  
Hm 42.24

Leiper  
H 12.83 42 1/2

-Dir  
43.26

Werner 3k

Mitchell 11:34  
Mel 11:42  
Diane 12:16

G

1972





George Fox College/Lewis & Clark College  
Bruin Alumni

Newberg, Oregon  
April 11, 1987

Scoring: 5-3-0  
Relays 5-0

- 1:00 HAMMER THROW: Curtis A (nm); Watts GF (148-10); Elkins GF (141-3)
- 1:00 SHOT PUT - Women: (Men follow) Johnson L&C (31-1); Fox GF (35-0)  
Mann L&C (37-5); Daugherty L&C (42-11)
- SHOT PUT - Men: Watts GF (45-10 1/2); Snider L&C (39-4)  
Nickell GF (39-9); Majeskey L&C (36-10); Wescott L&C (35-8)  
Curtis A (nm)
- 1:00 LONG JUMP - Men: (Women follow) Ouellette L&C (21-3); Mueller GF  
(nm); Eakin GF (nm); Graham A (nm); Wilkinson A (nm)
- LONG JUMP - Women: Haworth GF (nd); Woolsey GF (nd); Duncan L&C  
(14-5); Bolger L&C (15-1)
- 1:00 HIGH JUMP - Women: (Men follow) Springer GF (nh); Woolsey GF (5-0)  
Bolger L&C (5-4)
- HIGH JUMP - Men: Leeper GF (5-8); Nickell GF (5-8); Kelley L&C  
(6-2); Graham A (nm); Wigley A (nm)
- 1:15 POLE VAULT: Elkins GF (nm); Rinard L&C (12-6); Houts L&C (nm)  
Wigley A (nm); Graham A (nm); Wilkinson A (nm); Eakin GF (14-0)
- After HT JAVELIN - Women: (Men follow) Woolsey GF (nd); Fox GF (141)  
Johnson L&C (144-3)
- JAVELIN - Men: Snider L&C (135-1); Elkins GF (nm); Mueller GF  
(162-7); Nickell GF (190-6); Wigley A (nm); Buck A (nm)
- After LJ TRIPLE JUMP - Men: (Women follow) Ouellette L&C (40-8)  
Christy GF (nm); Leeper GF (42-1); Wilkinson A (nm); Otto A (nm)
- TRIPLE JUMP - Women: Duncan L&C (31-3); Bolger L&C (32-5)
- After SP DISCUS - Men: (Women follow) Watts GF (146-0); Nickell GF (122-0)  
Wescott L&C (111-3); Snider L&C (nm); Curtis A (nm); Maddox A (nm)
- DISCUS - Women: Fox GF (nd); Mann L&C (100-8); Daugherty L&C  
(116-10); Wittenburg A (nm)

2:00 400m RELAY - Women: 3: L&C (Ardinger, Bolger, Larsen, Perry) 50.3  
400m RELAY - Men: 4: L&C (Ouellette, Beery, Kelly, Caine) 43.8  
5: GFC (Mueller, Cummins, Eakin, Onua) 43.9

2:10 3000m STEEPLECHASE: 1: Abbruzzesse L&C (nt) 2: Swigart GF (nt)  
3: Blakemore L&C (nt) 4: Gonzalez L&C (nt) 5: Ball A (nt)  
6: Blikstad A (nt)

2:25 1500m - Women: 1: Underwood L&C (nt) 2: Murray L&C (nt)  
3: Lang GF (nt) 4: Springer GF (5:12)

1500m - Men: 1: Hartmann L&C (4:19) 2: Graham GF (4:14.4)  
3: Harriss L&C (4:09) 4: Ares L&C (nt)

2:35 100m HH - Women: 4: Ardinger L&C (17.4) 5: Kerns L&C (19.9)

110m HH - Men: 4: Cummins GF (15.0) 5: Kelley L&C (15.8)  
6: Onua GF (14.5)

2:50 400m - Women: 3: Lama L&C (nt) 4: Shields GF (60.0)  
5: Perry L&C (57.8) 6: Haworth GF (63.7)

400m - Men: 4: Beery L&C (53.8) 5: Conley GF (50.7)

3:00 100m - Women:

100m - Men: 3: Ouellette L&C (nm) 4: Mueller GF (11.3)  
5: Caine L&C (10.7)

3:10 800m - Women: 2: Springer GF (2:28) 3: Finally L&C (2:23.5)  
4: Larson L&C (nt)

800m - Men: 1: Hartmann L&C (2:05) 2: Swigart GF (1:56.9)  
3: Harris L&C (1:58.5) 4: Ares L&C (1:59.0) 5: Ball A (nm)

3:20 400m IH - Women: 3: Ardinger L&C (80.9)

400m IH - Men: 4: Houts L&C (63.1) 5: Cummins GF (58.4)  
6: Rinard L&C (68.2) 7: Leeper GF (nm)

3:35 200m - Women: 4: Shields GF (26.2) 5: Perry L&C (25.8)

200m - Men: 4: Caine L&C (22.2) 5: Mueller GF (23.1)  
6: Beery L&C (nt) 7: Conley GF (nt)

3:45 3000m - Women: 1: Underwood L&C (nt) 2: Haverstock GF (11:46)  
3: Lang GF (11:32.7)

5000m - Men: 1: Rittenhouse L&C (nt) 2: Graham GF (nt)

4:05 1600m RELAY - Women: 3: Lewis & Clark 4: George Fox

1600m RELAY - Men: 4: Lewis & Clark 5: George Fox (3:26.9)



UPS

BRUIN TRACK

2-18-87

1987

Men

Women

4  
1  
0  
7 1/4  
9 1/4  
2 1/4  
7  
1  
7  
10  
16 1/4  
11 1/4  
8  
16  
89

- |    |                         |       |             |              |           |                   |
|----|-------------------------|-------|-------------|--------------|-----------|-------------------|
| 1  | CHRISTY, Del            | TJ    | Shot        |              | 1         | FOX, Denise       |
| 2  | <del>COBB, Richie</del> |       |             |              | 2         | HAVERSTOCK, Kali  |
| 3  | CONLEY, Tim             | 4x100 | 2nd 400-200 | 2nd 4x400    | 3         | HAWORTH, Elaine   |
| 4  | CUMMINS, Scott          | 4x100 | 2nd (H)     | 1st IH 4x400 | 4         | LANG, Michelle    |
| 5  | EAKIN, Rod              | 4x100 | 1st PV      | 3rd HH 4x400 | 5         | PETERSON, Dianne  |
| 6  | ELKINS, Dave            |       | 3rd Hammer  |              | 6         | SHIELDS, Marta    |
| 7  | GRAHAM, Tim             | 800   | 3rd         | 2nd/amb      | 7         | SPRINGER, Melanie |
| 8  | LEEPER, Pat             | TJ    | 2nd HH      | 3rd IH       | 8         | WOOLSEY, Sue      |
| 9  | MUELLER, David          | 4x100 | 2nd 100     | 3rd 200      | 3rd 4x400 | LJ                |
| 10 | NICKELL, David          | Jaw   | 1st Discus  | 2nd          |           |                   |
| 11 | ONUA, Adolphus          | 4x100 | 1st HH      | 1st (100)    | 1st 4x400 |                   |
| 12 | SWIGART, Randy          | 21500 | 1st 800     | 2nd 4x400    |           |                   |
| 13 | <del>WALKER, Ken</del>  |       |             |              |           |                   |
| 14 | WATTS, Mike             |       | 1st Shot    | 1st discus   | 2nd Jaw   | 2nd Hammer        |





George Fox College/University of Puget Sound

Newberg, Oregon

April 18, 1987

Scoring: 5-3-0  
Relays 5-0

1:00 HAMMER THROW: Phinney UPS (156-7); Watts GF (148-10)  
Elkins GF (141-3); Clifford UPS (115-9)

1:00 SHOT PUT - Women: (Men follow) Sanders UPS (33-9 3/4); Fox GF  
(36-0); O'Herin UPS (40-9 3/4)

SHOT PUT - Men: Watts GF (45-10 1/2); Phinney UPS (40-10)  
Nickell GF (39-9); Clifford UPS (31-3)

1:00 LONG JUMP - Men: (Women follow) Mueller GF (19-4); Mitchell UPS  
(19-5); Mapes UPS (20-1); Sanchez UPS (20-4)

LONG JUMP - Women: Perry UPS (14-8 1/2); Kusler UPS (15-6 1/2)

1:00 HIGH JUMP - Women: (Men follow) Perry UPS (nm); Kusler UPS (5-0)  
Woolsey GF (5-0)

HIGH JUMP - Men: Leeper GF (5-8); Mapes UPS (5-8); Brendel UPS (6-0)

1:15 POLE VAULT: Elkins GF (nh); Brendel UPS (nh); Nickell GF (11-6)  
Eakin GF (14-0)

After HT JAVELIN - Women: (Men follow) Fox GF (142-7); Perry UPS (149-2)

JAVELIN - Men: Nickell GF (190-6); Watts GF (185-4); Mueller GF  
(162-7); Phinney UPS (154-3); Brendel UPS (149-11); Clifford UPS  
(129-11)

After LJ TRIPLE JUMP - Men: (Women follow) Christy GF (35-3); Mitchell  
UPS (39-8); Leeper GF (42-1); Mapes UPS (43-6)

TRIPLE JUMP - Women:

After SP DISCUS - Men: (Women follow) Clifford UPS (87-9); Brendel UPS  
(106-1); Nickell GF (122-0); Phinney UPS (122-10); Watts GF (151-5)

DISCUS - Women: Sanders UPS (98-0); O'Herin UPS (133-11)

2:15 400m RELAY - Women: 4: UPS

400m RELAY - Men: 3: UPS 4: GFC (Mueller, Cummins, Eakin, Onua)



2:25 1500m - Women: 1: Ostlund UPS (nt) 2: Wendel UPS (4:58)  
3: Perry UPS (4:55)

1500m - Men: 1: Gallagher UPS (4:22) 2: Swigart GF (4:09.2)  
3: Brennan UPS (4:20) 4: Goetzinger UPS (nt)

2:35 100m HH - Women: 3: Kusler UPS (15.0)

110m HH - Men: 3: Eakin GF (16.1) 4: Brendel UPS (16.7)  
5: Onua GF (14.5) 6: Cummins GF (15.0)

2:50 400m - Women: 2: Holleman UPS (62.2) 3: Shields GF (60.0)  
4: Dukeminier UPS (61.3) 5: Donnelly UPS (62.0)

400m - Men: 3: Daugherty UPS (49.4) 4: Conley GF (50.7)  
5: Hospenthal UPS (49.5) 6: Chaummell UPS (49.2)

3:00 100m - Women: 3: Whitaker UPS (13.2) 4: Haworth GF (nt)  
5: Boerger UPS (14.0)

100m - Men: 3: Henney UPS (12.5) 4: Mueller GF (11.3)  
5: Mitchell UPS (11.6) 6: Onua GF (nt) 7: Adams UPS (11.9)

3:10 800m - Women: 2: Springer GF (2:28) 3: Smith UPS (2:23.9)  
4: Hankinson UPS (2:23.7) 5: Anderson UPS (2:22.5)

800m - Men: 1: Chaummell UPS (nt) 2: Graham GF (nt)  
3: Swigart GF (1:56.9)

3:20 400m IH - Women: 3: Kusler UPS (63.8)

400m IH - Men: 4: Brendel UPS (57.1) 5: Cummins GF (58.0)  
6: Leeper GF (67.0)

3:35 200m - Women: 2: Haworth GF (27.2) 3: Boerger UPS (27.7)  
4: Shields GF (26.2) 5: Whitaker UPS (nt) 6: Donnelly UPS (27.9)

200m - Men: 3: Hospenthal UPS (23.1) 4: Conley GF (23.3)  
5: Daugherty UPS (22.3) 6: Mueller GF (23.1) 7: Chaummell UPS (23.0)

3:45 3000m - Women: 1: Petersen GF (11:47) 2: Haverstock GF (11:46)  
3: Lang GF (11:32) 4: Perry UPS (nt) 5: Wendel UPS (11:12)  
6: Ostlund UPS (10:34)

5000m - Men: 1: Gallagher UPS (17:02) 2: Brennan UPS (15:50.1)  
3: Goetzinger UPS (15:46.1)

4:05 1600m RELAY - Women: 3: GFC (4:17) 4: UPS (4:05.6)

1600m RELAY - Men: 3: UPS (Sanchez, Hospenthal, Chaummell,  
Daugherty) 3:20.8 4: GFC (Onua, Eakin, Cummins, Conley) 3:26.9



1987 NAIA District 2 Decathlon/Heptathlon  
 April 20-21, Southern Oregon State College

Decathlon	100m 110HH	L.J. Dis.	S.P. P.V.	H.J. Jav.	400m 1500m	Total
Mike Gilbert (NNC)	11.4/723	6.00/587/1310 19-8 1/4	10.19/497/1807 33-5 1/4	1.82/644/2451 5-11 1/2	49.2/845/3296	2nd.
	17.0/599/3895	31.04/485/4380 101-10	4.26/691/5071 13-11 3/4	46.79/541/5612 153-6	4:45.8/644/6256	1st.
Shawn Steen (EOSC)	11.8/643	6.32/657/1300 20-9	10.26/501/1801 33-8	2.00/803/2604 6-6 3/4	52.4/701/3305	1st.
	15.7/740/4045	27.84/422/4467 91-4	3.23/413/4880 10-7	39.25/431/5311 128-9	4:40.1/680/5991	2nd.
David Nickell (GF)	11.9/624	6.20/630/1254 20-4 1/4	12.72/650/1904 41-8 3/4	1.79/619/2523 5-10 1/2	55.7/565/3088	6th. place
	17.1/589/3677	35.20/568/4245 115-6	3.65/522/4767 12-0	50.66/598/5365 166-2	4:52.0/607/5972	3rd.
Darryl Stickles (WOSC)	11.7/663	5.22/425/1088 17-1 1/2	11.88/599/1687 38-11 3/4	1.76/593/2280 5-9 1/4	53.3/663/2943	10th.
	15.6/751/3694	31.92/502/4196 104-9	3.85/576/4772 12-7 1/2	45.51/522/5294 149-3	4:47.5/634/5928	4th.
Kurt Hargett (EOSC)	11.6/800	6.28/648/1456 20-7 1/4	10.25/501/1957 33-7 1/2	1.76/593/2550 5-9 1/4	51.5/741/3291	3rd.
	16.6/641/3932	23.82/344/4256 78-1 3/4	3.33/439/4715 10-11	45.53/523/5238 149-4	4:50.3/617/5665	5th.
Scott Healy (Wil)	11.6/683	5.87/559/1242 19-3	8.92/421/1663 29-3 1/4	1.94/749/2412 6-4 1/4	54.6/609/3021	7th.
	18.2/483/3504	28.68/439/3943 94-1	3.75/549/4492 12-3 1/2	48.37/564/5056 158-8	4:47.3/635/5691	6th.
Kevin Taylor (SOSC)	11.8/643	5.53/487/1130 18-1 1/4	10.04/488/1618 32-11 1/2	1.79/619/2237 5-10 1/2	55.9/558/2795	13th.
	15.5/762/3557	29.72/459/4016 97-6	4.56/778/4794 14-11 1/2	41.63/466/5260 136-6	5:28.6/406/5666	7th.
Dwight French (WOSC)	11.7/663	6.19/628/1291 20-3 3/4	9.17/436/1727 30-1	1.88/696/2423 6-2	53.2/667/3090	5th.
	16.5/652/3742	25.26/372/4114 82-10	2.69/284/4398 8-9 3/4	50.08/590/4988 164-4	4:45.5/646/5634	8th.
Bob Cornes (WOSC)	11.5/703	6.28/648/1351 20-7 1/4	9.22/439/1790 30-3	1.88/696/2486 6-2	54.5/613/3099	4th.
	15.4/774/3873	27.08/407/4280 88-10	3.03/364/4644 9-11 3/4	34.14/358/5002 112-0	5:01.7/550/5552	9th.
Dan Thomas (Wil)	11.7/663	5.65/512/1175 18-6 1/2	10.02/487/1662 32-10 1/2	1.73/569/2231 5-8	53.1/671/2902	11th.
	15.9/717/3619	27.58/417/4036 90-6	2.80/309/4345 9-2 1/4	37.72/409/4754 123-9	4:34.0/719/5473	10th.

Brad Melendy (Lin)	11.7/663	5.94/574/1237	8.84/416/1653	1.76/593/2246	52.1/714/2960	9th.
		19-5 3/4	29-0	5-9 1/4		
	16.8/620/3580	27.20/410/3990	2.69/284/4274	37.10/400/4674	4:55.0/589/5263	11th.
		89-3	8-9 3/4	121-9		
Jim Block (EOSC)	11.9/624	5.36/453/1077	11.80/594/1671	1.70/544/2215	56.5/535/2750	15th.
		17-7	38-8 3/4	5-7		
	19.7/354/3104	28.96/444/3548	3.75/549/4097	52.92/632/4729	5:34.4/378/5107	12th.
		95-0	12-3 1/2	173-7		
Dale Huemoeller (NNC)	11.9/624	5.62/506/1130	8.67/406/1536	1.79/619/2155	54.4/617/2772	14th.
		18-5 1/4	28-5 1/2	5-10 1/2		
	17.2/579/3351	26.90/404/3755	2.49/240/3995	40.54/450/4445	5:19.1/455/4900	13th.
		88-3	8-2	133-0		
Tim Rupp (SOSC)	11.3/744	5.57/496/1240	7.99/366/1606	1.73/569/2175	53.3/663/2838	12th.
		18-3 1/4	26-2 3/4	5-8		
	15.4/774/3612	18.58/246/3858	2.69/284/4142	29.16/287/4429	5:26.3/418/4847	14th.
		60-11 1/2	8-9 3/4	95-8		
Clint McClellan (SOSC)	11.9/624	5.64/510/1134	13.11/674/1808	1.70/544/2352	54.2/626/2978	8th.
		18-6	43-1/4	5-7		
	18.9/420/3398	nm/0/3398	3.23/413/3811	34.20/359/4170	4:50.2/617/4787	15th.
			10-7	112-2		
Rod Esplin (GE)	20.6/0	withdrew				

NAIA District 2 meet score after two events (marathon, decathlon):

Northwest Nazarene 20, EOSC 14, SOSC 8, Willamette 8, WOSC 6, Linfield 0, Lewis & Clark 0

GR 6

1987 NAIA District Heptathlon  
 April 20-21, Southern Oregon State College

Heptathlon	100HH L.J.	H.J. Jav.	S.P. 800m	200m Total	
Sharon Jensen (WOSC)	15.4/759	1.65/795/1554 5-5	9.56/501/2055 31-4 1/2	26.2/759/2814	1st. place(day 1)
	5.26/631/3445 17-3	28.52/449/3894 93-7	2:25.0/757/4651	(New District Record)	1st. place(10 pts.)
Shannon Gates (SOSC)	17.0/570	1.50/621/1191 4-11	9.53/499/1690 31-3 1/4	27.6/643/2333	2nd. place(day 1)
	4.64/464/2797 15-2 3/4	45.26/768/3565 148-6	2:49.0/474/4039		2nd. place(8 pts.)
Shelly Woodside (Lin)	19.8/299	1.38/491/790 4-6 1/4	9.16/475/1265 30-3/4	26.9/700/1965	7th. place(day 1)
	5.11/589/2554 16-9 1/4	24.98/382/2936 81-11 1/2	2:33.9/645/3608		3rd. place(6 pts.)
Carole Jones (EOSC)	18.5/415	1.44/555/970 4-8 3/4	9.12/472/1442 29-11 1/4	27.7/636/2078	4th. place(day 1)
	4.82/511/2589 15-9 3/4	22.55/336/2925 73-11 3/4	2:34.3/640/3565		4th. place(4 pts.)
Val White (Lin)	16.6/615	1.44/555/1170 4-8 3/4	6.14/280/1450 20-1 3/4	28.3/589/2039	5th. place(day 1)
	4.59/451/2490 15-3/4	23.50/354/2844 77-1 1/4	2:34.6/636/3480		5th. place(2 pts.)
Lenore Wallace (SOSC)	15.5/746	1.32/429/1175 4-4	7.46/365/1540 24-5 3/4	28.0/612/2152	3rd. place(day 1)
	4.10/333/2485 13-5 1/4	21.66/320/2805 71-3/4	2:39.2/582/3387		6th. place(1 pt.)
Stacey Lee (Lin)	18.0/464	1.47/588/1052 4-9 3/4	8.02/401/1453 26-3 3/4	28.4/581/2034	6th. place(day 1)
	4.27/371/2405 14-0	18.61/263/2668 61-3/4	2:38.0/596/3264		7th. place
Dianne Plagge (WOSC)	20.4/251	1.62/759/1010 5-3 3/4	7.91/394/1404 25-11 1/2	31.0/399/1803	8th. place(day 1)
	3.97/301/2104 13-1/4	17.70/246/2350 58-1	2:53.4/429/2779		8th. place

NAIA District 2 meet score after two events (marathon, heptathlon):

SOSC 19, WOSC 10, Linfield 8, George Fox 8, EOSC 4

1987 NAIA District 2 Decathlon/Heptathlon  
 April 20-21

Decathlon	100m 110HH	L.J. Dis.	S.P. P.V.	H.J. Jav.	400m 1500m	Total
David Nickell (GF)	11.9/624	6.20/630/1254 20-4	12.72/659/1904 41-8 3/4	1.79/619/2523 5-10 1/2	55.7/565/3058	3058 (6)
Rod Eakin (GF)	20.6/0	withdrew				
Shawn Steen (EOSC)	11.8/643	6.32/657/1300 20-4	10.24/501/1801 33-8	2.00/803/2604 6-6 1/4	52.4/701/3305	3305 (1)
Jim Block (EOSC)	11.9/624	5.36/453/1077 17-7	11.80/594/1671 38-8 3/4	1.70/544/2215 5-7	56.5/535/2750	2750 (15)
Brad Melendy (Lin)	11.7/663	5.94/574/1237 19-5 3/4	8.84/416/1653 29-0	1.76/593/2246 5-4 3/4	52.1/714/2960	2960 (9)
Mike Gilbert (NNC)	11.4/723	6.00/587/1310 19-8 1/4	10.19/497/1807 33-5 1/2	1.82/644/2451 5-11 1/2	49.2/845/3296	3296 (2)
Dale Huemoeller (NNC)	11.9/624	5.62/506/1130 18-5 1/4	8.67/406/1536 28-5 1/2	1.79/619/2155 5-10 1/2	54.4/617/2772	2772 (14)
Clint McClellan (SOSC)	11.9/624	5.64/510/1134 18-6	13.11/674/1808 35-10	1.70/544/2352 5-7	54.2/626/2978	2978 (8)
Kevin Taylor (SOSC)	11.8/643	5.53/487/1130 18-1 3/4	10.04/488/1648 32-11 1/4	1.79/619/2237 5-10 1/2	55.9/558/2795	2795 (13)
Tim Rupp (SOSC)	11.3/744	5.57/496/1240 18-3 1/4	7.99/366/1606 26-2 1/4	1.73/569/2175 5-8	53.3/663/2838	2838 (12)
Bob Cornes (WOSC)	11.5/703	6.28/648/1351 20-7 1/4	9.22/439/1790 30-3	1.88/696/2486 6-2	54.5/613/3099	3099 (10)
Dwight French (WOSC)	11.7/663	6.19/628/1291 20-3 3/4	9.17/436/1727 30-1	1.88/696/2423 6-2	53.2/667/3090	3090 (9)
Kurt Hargett (WOSC)	11.0/808	6.28/648/1456 20-7 1/4	10.25/501/1957 33-7 1/2	1.76/593/2550 5-9 1/4	51.5/741/3291	3291 (3)
Darryl Stickle (WOSC)	11.7/663	5.22/425/1085 17-7 1/2	11.88/599/1687 38-11 3/4	1.76/593/2280 5-9 1/4	53.3/663/2943	2943 (10)
Dan Thomas (Wil)	11.7/663	5.65/512/1175 18-6 1/2	10.02/487/1662 32-10 1/2	1.73/569/2231 5-8	53.1/671/2902	2902 (11)
Scott Healy (Wil)	11.6/683	5.87/559/1242 19-3	8.92/421/1663 29-3 1/4	1.94/749/2412 6-4 1/4	54.6/609/3021	3021 (7)



1987 NAIA District II Decathlon/Heptathlon

Day #2 - April 21st

10:30 a.m. - 110m HH

<u>Heat #1</u>	<u>Lane</u>	<u>Name &amp; School</u>
	2	Gilbert - NNC
	4	Taylor- SOSC
	6	Block - EOSC
Heat #2	2	Steen- ESOS
	4	Nickell- G.F.
	6	French- WOSC
Heat #3	2	Huemoeller- NNC
	4	McClellan- SOSC
	6	Healy- Will.
Heat #4	2	Melendy- Lin.
	4	Cornes- WOSC
	6	Rupp- SOSC
Heat 5	2	Thomas- Will.
	4	Fargett- WOSC
	6	Stickles- WOSC

11:00 a.m. - Long Jump (w)

White	Lin
Jenson	WOSC
Plagge	WOSC
Gates	SOSC
Lee	Lin
Wallace	WOSC
Jones	EOSC
Woodside	Lin

11:15 a.m. - Discus (m)

Block	EOSC
Hargett	WOSC
Rupp	SOSC
Taylor	SOSC
French	WOSC
Steen	EOSC
Gilbert	NNC
Cornes	WOSC
Huemoeller	NNC
Healy	Will
McClellan	SOSC
Stickles	WOSC
Thomas	Will
Melendy	Lin
Nickell	GF

12:00 noon - Javelin (w)

Lee	Linfield
Plagge	WOSC
Gates	SOSC
Jenson	WOSC
Wallace	SOSC
White	Lin
Woodside	Lin
Jones	EOSC

12:30 p.m. - Pole Vault

Melendy	Lin
Thomas	Will
Block	EOSC
McClellan	SOSC
Hargett	WOSC
Huemoeller	NNC
Gilbert	NNC
Rupp	SOSC
Nickell	GF
Taylor	SOSC
Cornes	WOSC
Stickles	WOSC
Steen	EOSC
Healy	Will
French	WOSC

1:30 p.m. - 800m (w)

\*Heats & Lanes To Be Determined\*

TBA (To Be Announced) - Javelin (M)

Gilbert	NNC
French	WOSC
McClellan	SOSC
Taylor	SOSC
Thomas	Will
Nickell	GF
Block	EOSC
Rupp	SOSC
Healy	Will
Melendy	Lin
Hargett	WOSC
Steen	EOSC
Huemoeller	NNC
Stickles	WOSC
Cornes	WOSC

TBA - 1500m (m)

1987 NAIA District 2 Decathlon/Heptathlon  
April 20-21

Decathlon	100m 110HH	L.J. Dis.	S.P. P.V.	H.J. Jav.	400m 1500m	Total	
David Nickell (GF)	11.9/624	6.20/630/1254 20-44	12.72/659/1904 41-8 2/4	1.79/619/2523 5-10 3/4	55.7/565/3088	3088 (6)	
Rod Eakin (GF)	20.6/0	Withdrawn					
Shawn Steen (EOSC)	11.8/643	6.32/657/1300 20-4	10.24/501/1801 33-8 5	2.00/603/2604 6-6 4/4	52.4/701/3305	3305 (1)	
Jim Block (EOSC)	11.9/624	5.36/453/1077 17-7	11.80/594/1671 38-8 3/4	1.70/544/2215 5-7 1/3	56.5/535/2750	2750 (15)	
Brad Melendy (Lin)	11.7/663	5.94/574/1237 19-5 3/4	8.84/416/1653 29-6 1/2	1.76/593/2246 5-4 1/4 10	52.1/714/2960	2960 (9)	
Mike Gilbert (NNC)	11.4/723	6.00/587/1310 19-8 4/4	10.19/497/1807 33-5 1/4 7	1.82/644/2451 5-11 1/2 5	49.2/845/3296	3296 (2)	
Dale Huemoeller (NNC)	11.9/624	5.62/506/1130 18-5 1/4	8.67/406/1536 28-5 1/2 15	1.79/619/2155 5-10 1/2 15	54.4/617/2772	2772 (14)	
Clint McClellan (SOSC)	11.9/624	5.24/510/1134 18-6	13.11/674/1808 43-4 3	1.70/544/2352 5-7 8	54.2/626/2978	2978 (8)	
Kevin Taylor (SOSC)	11.8/643	5.53/487/1130 18-1 3/4	10.04/488/1648 32-11 1/4 13	1.79/619/2237 5-10 1/2 11	55.9/558/2795	2795 (3)	
Tim Rupp (SOSC)	11.3/744	5.57/496/1240 18-3 3/4	7.99/366/1606 26-2 3/4 14	1.73/569/2175 5-8 14	53.3/663/2838	2838 (12)	
Bob Cornes (WOSC)	11.5/703	6.28/648/1351 20-7 1/4	9.22/439/1790 30-3 6	1.88/696/2486 6-2 4	54.5/613/3099	3099 (4)	
Dwight French (WOSC)	11.7/663	6.19/628/1291 20-3 3/4	9.17/436/1727 30-1 7	1.88/696/2423 6-2 6	53.2/667/3090	3090 (5)	
Kurt Hargett (WOSC)	11.0/808	6.28/648/1456 20-7 1/4	10.25/501/1957 33-7 1/2 1	1.76/593/2550 5-9 1/4 2	51.5/741/3291	3291 (3)	
Darryl Stickles (WOSC)	11.7/663	5.22/425/1088 17-1 1/2	11.88/599/1687 38-11 3/4 8	1.76/593/2280 5-9 1/4 9	53.3/663/2943	2943 (10)	
Dan Thomas (Wil)	11.7/663	5.65/512/1175 18-6 1/2	10.02/487/1662 32-10 1/2 11	1.73/569/2231 5-8 12	53.1/671/2902	2902 (11)	
Scott Healy (Wil)	11.6/683	5.87/559/1242 19-3	8.92/421/1663 29-3 1/4 10	1.94/749/2412 6-4 1/4 7	51.6/609/3021	3021 (7)	



1987 NAIA District II Decathlon/Heptathlon

April 20th & 21st

Decathlon Entry List:

<u>Name</u>			<u>College/University</u>
David Nickell	3088	6	George Fox
Rod Eakin			George Fox
Shawn Steen	3305	1	Eastern Oregon State
Jim Block	2750	15	Eastern Oregon State
Brad Melendy	2960	9	Linfield
Mike Gilbert	3296	2	Northwest Nazarene
Dale Huemoeller	2772	14	Northwest Nazarene
Clint McClellan	2978	8	Southern Oregon State
Kevin Taylor	2795	13	Southern Oregon State
Tim Rupp	2838	12	Southern Oregon State
Bob Cornes	3099	4	Western Oregon State
Dwight French	3090	5	Western Oregon State
Kurt Hargett	3291	3	Western Oregon State
Darryl Stickle	2943	10	Western Oregon State
Dan Thomas	2902	11	Willamette
Scott Healy	3021	7	Willamette

Heptathlon Entry List:

<u>Name</u>	<u>College/University</u>
Carole Jones	Eastern Oregon State
Shelly Woodside	Linfield
Val White	Linfield
Stacey Lee	Linfield
Shannon Gates	Southern Oregon State
Lenore Wallace	Southern Oregon State
Sharon Jensen	Western Oregon State
Dianne Plagge	Western Oregon State

EVENT TIME SCHEDULE: (Note- To Be Adjusted If/When Necessary)

<u>Day #1 (Mon.-4/20/87)</u>	<u>Day #2 (Tues.-4/21/87)</u>
12:00 noon- 100m HH (w)	10:30 a.m.- 110m (m)
12:15 p.m.- 100m (m)	11:00 a.m.- Long Jump (w)
12:45 p.m.- High Jump (w)	11:15 a.m.- Discus (m)
1:00 p.m.- Long Jump (m)	12:00 noon- Javelin (w)
2:00 p.m.- Shotput (w)	1:00 p.m.- Pole Vault (m)
2:30 p.m.- Shotput (m)	1:30 p.m.- 800m (w)
3:00 p.m.- 200m (w)	TBA - Javelin (m)
3:30 p.m.- High Jump (m)	TBA - 1500m (m)
TBA - 400m (m)	*TBA- TO BE ANNOUNCED

ANNOUNCEMENTS:

1. Implement Weigh-In Schedule: 11:00 a.m., April 20th and 9:30 a.m. April 21  
Raider Stadium,
2. Showers: McNeal Hall Gym
3. Officials: a. Meet Director: Monty Cartwright  
b. Scorer: Mike Jones  
c. Head Field: Pat Healy  
d. Assistant Field: Bob George  
e. Announcer: Dan Bulkley  
f. Head Finish: Sally Jones  
g. Timers: District Coaches

DAY # 1 - Monday, April 20, 1987 - Heat/Flight Assignment

12:00 noon - 100m HH (w)

Heat #1	Lane	Name & School
	2	C. Jones - EOSC
	4	S. Gates - SOSOC
	6	V. White - Lin.
	8	D. Plagge - WOSC
Heat #2	2	L. Wallace - SOSOC
	4	S. Lee - Lin.
	6	S. Jenson - WOSC
	8	S. Woodside- Lin.

12:15 p.m. - 100m (m)

Heat #1	3	K. Taylor - SOSOC
	5	B. Melendy - Lin.
	7	K. Huemoeller - NNC
Heat #2	3	B. Cornes - WOSC
	5	T. Rupp - SOSOC
	7	D. Nickell - G. F. 11.9
Heat #3	3	S. Steen - EOSC
	5	S. Healy - Wil.
	7	D. Stickles - WOSC
Heat 4	3	C. McClellan - SOSOC
	5	D. French - WOSC
	7	J. Block - EOSC
Heat 5	2	D. Thomas - Wil.
	4	K. Hargett - WOSC
	6	M. Gilbert - NNC
	8	R. Eakin - G.F.

12:45 p.m. - High Jump (w)

D. Plagge - WOSC  
 White - Lin.  
 Woodside - Lin.  
 Gates- SOSOC  
 Lee - Lin.  
 Jenson- Wosc  
 Jones - EOSC  
 Wallace - SOSOC

1:00 p.m. - Long Jump (m)

Melendy - Lin.  
 Henly - Wil.  
 McClellan - SOSOC  
 Cornes - WOSC  
 Gilbert - NNC 19-10<sup>2</sup> 19-7<sup>3</sup>/<sub>4</sub>  
 Nickell - G.F. 6.06 5.99 6.20 20-4<sup>6</sup>/<sub>7</sub>  
 Taylor - SOSOC  
 Stickles - WOSC  
 Steen - EOSC  
 Huemoeller- NNC  
 French - WOSC

1:00 p.m. - Long Jump (m).....continued

Eckin - G.F.  
Thomas - Wil.  
Rupp - SOSC  
Block - EOSC  
Hargett - WOSC

2:30 p.m. - Shot (m)

Stickles - WOSC  
Rupp - SOSC  
Gilbert - NNC  
Huemoeller - NNC  
Cornes - WOSC  
Nickell - G.F. 12.72 41-8 <sup>3</sup>/<sub>4</sub>  
McClellan - SOSC  
Block - EOSC  
Hargett - WOSC  
Thomas - Will.  
Steen - EOSC  
Grench - WOSC  
Taylor - SOSC  
Eakin - G.F.  
Melendy - Lin.  
Henly - Will.

2:00 p.m. - Shotput (w)

Lee - Lin.  
Gates- SOSC  
Jenson - WOSC  
White - Lin.  
Woodside - Lin.  
Jones - EOSC  
Plagge - WOSC  
Wallace - SOSC

3:00 p.m. - 200m (w) - Heats to be determined.

3:30 p.m. - High Jump (m)

Melendy - Lin.  
Gilbert - NNC  
Taylor-SOSC  
Rupp- SOSC  
French- SOSC  
Hargett- WOSC  
Henly- Wil.  
Nickell- F.F. 1.79 5-10 <sup>1</sup>/<sub>2</sub>  
Steen - EOSC  
Eakin- G.F.  
McClellan - SOSC  
Cornes - WOSC  
Thomas - Will.  
Huemoller- NNC  
Block - EOSC  
Stickles - WOSC

TBA - Men's 400m

55.7

30 80

LINFIELD TRACK AND FIELD

April 25, 1987

MEN

TEAM SCORES

Scoring 5, 3, 2, 1  
relays 5, 3, 2

EVENT: Hammer

Place	Name	Time/Ht/Dist.	School
1.	Doug Dean	162'-8"	Lin
2.	Mike Watts	151'-12"	GF
3.	Kyle Kobow	148-8 1/2	Lin
4.	Scott Hartmann	140-4 1/2	CC
5.	Dave Elkins	132-9	GF
6.	Tony Truax	131-3	Lin
7.	Terry Prestianni	113-3 1/2	Lin
8.			

PSU	Chem	GFC	LIN	
0	1	3	7	
0	1	3	7	

EVENT: Shot Put

Place	Name	Time/Ht/Dist.	School
1.	Mike Watts	43-10	GF
2.	Scott Hartmann	40-5"	CC
3.	Kyle Kobow	40-0	Lin
4.	John Weeks	38-7 1/2	Lin
5.			
6.			
7.			
8.			

PSU	Chem	GFC	LIN	
0	3	5	3	
0	4	8	10	

EVENT: 10,000 m

Place	Name	Time/Ht/Dist.	School
1.	John Weisel	33:44.6	Lin
2.	Bob Frost	35:52.8	Lin
3.	Kevin Rice	40:39.4	CC
4.			
5.			
6.			
7.			
8.			

PSU	Chem	GFC	LIN	
0	2	0	8	
0	6	8	18	

EVENT: Long Jump

Place	Name	Time/Ht/Dist.	School
1.	P.J. Conrad	21-11	Lin
2.	Mike Lewelling	20-9 3/4	CC
3.	Dave Mueller	19-10 1/4	GF
4.	John Albrecht	19-8 1/4	Lin
5.	Brad Melendy	19-7 1/2	Lin
6.	Jim Martin	19-5	CC
7.	John Mina	17-10 1/2	CC
8.			

PSU	Chem	GFC	LIN	
0	3	2	6	
0	9	10	24	

EVENT: 400m. relay

Place	Name	Time/Ht/Dist.	School
1.	Onua, Mueller, Conley, Cummins	43.6	GF
2.	Campbell, Howell, Young, Ooherty	43.9	PSU
3.	Rogers, Anderson, Marsters, Ewing	44.0	Lin
4.	Lewelling, Martin, Lambert, Peters	NT disq	Chem
5.			
6.			
7.			
8.			

PSU	Chem	GFC	LIN	
3	0	5	2	
3	9	15	26	

scoring 5, 3, 2, 1  
 relay 5, 3, 2

EVENT: 1500 m.

Place	Name	Time/Ht/Dist.	School
1.	Eric Kelso	4:03.5	CC
2.	Dan Tow	4:09.2	LIN
3.	Tony Cantwell	4:14.5	PSU
4.	Frank Voth	4:19.8	CC
5.	Ken Bell	4:22.9	PSU
6.	Joe Paterhall	4:24.0	PSU
7.			
8.			

TEAM SCORES

PSU	Chem	GF	LIN	
3	9	15	26	
2 / 5	6 / 15	0 / 15	3 / 29	

EVENT: 110 m. H. Hurdles

Place	Name	Time/Ht/Dist.	School
1.	Adolphus Onua	14.1	GF
2.	Scott Cummins	14.6	GF
3.	Scott Young	15.2	PSU
4.	David Hodl	15.9	LIN
5.	Troy Wakefield	16.0	PSU
6.	John Albrecht	16.0	LIN
7.	Brian Grossnicklaus	16.7	LIN
8.			

PSU	Chem	GF	LIN	
0	15	8	1	
2 / 7	0 / 15	8 / 23	1 / 30	

EVENT: 400 m.

Place	Name	Time/Ht/Dist.	School
1.	Tim Conley	51.0	GF
2.	Brad Melendy	51.7	LIN
3.	Gary Hardy	52.9	PSU
4.	Tony Cantwell	56.0	PSU
5.			
6.			
7.			
8.			

PSU	Chem	GF	LIN	
0	15	5	3	
3 / 10	0 / 15	5 / 28	3 / 33	

EVENT: 100 m. Heat 1

Place	Name	Time/Ht/Dist.	School
1.	Curtis Brown	10.9	LIN
2.	Mark Anderson	11.2	LIN
3.	Mike Lewelling	11.2	CC
4.	Kele Marsters	11.2	LIN
5.	Dave Mueller	11.3	GF
6.			
7.			
8.			

PSU	Chem	GF	LIN	
0	2	0	9	
0 / 10	2 / 17	0 / 28	9 / 42	

EVENT: 100 m. Heat 2 (NON-SCORING)

Place	Name	Time/Ht/Dist.	School
1.	Alan Fey	11.4	LIN
2.	Mark Ewing	11.4	LIN
3.	PJT Coonrod	11.5	LIN
4.	Van Velarde	12.4	PSU
5.			
6.			
7.			
8.			

PSU	Chem	GF	LIN	
10	17	28	42	
10 / 10	17 / 17	28 / 28	42 / 42	

10 17 28 42



LINFIELD TRACK AND FIELD  
April 25, 1987

MEN

Scoring 5, 3, 2, 1  
relays 5, 3, 2

TEAM SCORES

PSU 10	Chem 17	GF 28	LIN 41	
0/10	0/17	5/33	6/47	

EVENT: 800 m.

Place	Name	Time/Ht/Dist.	School
1.	Scott Voyles	1:58.9	LIN
2.	Tim Graham	1:59.1	GF
3.	Randy Suigart	1:59.9	GF
4.	Will Stanton	2:01.5	LIN
5.	Greg Kempforn	2:02.1	PSU
6.	J.D. Vetsch	2:03.1	PSU
7.	Scott Haines	2:06.5	CC
8.	Joe Pattershall	2:08.9	PSU
	Chris Turner	2:09.4	LIN

PSU	Chem	GF	LIN	
0/10	0/17	3/36	5/52	

EVENT:

Place	Name	Time/Ht/Dist.	School
1.	Doug Rogers	55.5	LIN
2.	Scott Cummins	55.8	GF
3.			
4.			
5.			
6.			
7.			
8.			

PSU	Chem	GF	LIN	
3/13	0/17	0/36	8/60	

EVENT: High Jump

Place	Name	Time/Ht/Dist.	School
1.	Steve Seymour	6-4	LIN
2.	Dan Doherty	6-4	PSU
3.	Lance Hansen	5-10	LIN
4.	Pat Tinnell	5-8	LIN
5.	Pat Keeper	5-8	GF
6.	Brad Melendy	5-8	LIN
7.			
8.			

PSU	Chem	GF	LIN	
5/18	0/17	3/39	3/63	

EVENT: 200 m.

Place	Name	Time/Ht/Dist.	School
1.	Chad Campbell	22.3	PSU
2.	Tim Conley	22.6	GF
3.	Mark Anderson	22.9	LIN
4.	Kele Marsters	23.0	LIN
5.	Dave Mueller	23.2	GF
6.	Alan Fey	24.2	LIN
7.	Chris Lambert	24.8	LIN
8.			

PSU	Chem	GF	LIN	
1/19	5/22	5/44	0/63	

EVENT: Pole Vault

Place	Name	Time/Ht/Dist.	School
1.	Doug Peters	14-6	CC
2.	David Elkins	13-0	GFC
3.	David Nickel	12-0	GFC
4.	Van Velarde	12-0	PSU
5.			
6.			
7.			
8.			

19 22 44 63

MEN

Scoring 5, 3, 2, 1  
 relays 5, 3, 2

EVENT: Javelin

Place	Name	Time/Ht/Dist.	School
1.	Mike watts	181-8	GF
2.	Kent Newberry	180-2 1/2	PSU
3.	John Weeks	178-6	LIN
4.	Sean Coste	174-9	LIN
5.	David Nickell	172-3	GF
6.	Chris Lambert	168-5 1/2	CC
7.	Troy Wakefield	167- 1/2	PSU
8.	Mark Garvey	162- 6	LIN

TEAM SCORES

PSU 19	Chem 22	GF 47	LIN 63
3	0	5	3
22	22	49	66

EVENT: 5000m.

Place	Name	Time/Ht/Dist.	School
1.	Eric Kelso	16:17.5	Chem
2.	Dan Tow	16:21.4	LIN
3.	Trevor Jacobson	16:38.6	LIN
4.	Frank Voth	17:00.0	Chem
5.	Pete Carleson	17:39.3	LIN
6.			
7.			
8.			

PSU	Chem	GF	LIN
0	6	0	5
22	28	49	71

EVENT: 1600m. relay

Place	Name	Time/Ht/Dist.	School
1.	Onua, Swigart, Cummins, Conley	3:29.2	GF
2.	Melenby, Rogers, Voyles, Stanton	3:38.5	LIN
3.	Hansen, Coste, Euling, Tinnell	3:46.9	LIN (NON SCORING)
4.			
5.			
6.			
7.			
8.			

PSU	Chem	GF	LIN
0	0	5	3
22	28	54	74

EVENT: Triple Jump

Place	Name	Time/Ht/Dist.	School
1.	Mike Lewelling	46-8 1/4	Chem
2.	Dan Doherty	45-7 1/2	PSU
3.	Kele Marsters	43-9	LIN
4.	Pat Leeper	40-10	GF
5.	Van Velarde	38-6 1/2	PSU
6.			
7.			
8.			

PSU	Chem	GF	LIN
3	5	1	2
25	33	35	76

EVENT: DISCUS

Place	Name	Time/Ht/Dist.	School
1.	Mike watts	153-1	GF
2.	Tony Truax	121-5 1/2	LIN
3.	Kyle Kobow	120- 1/2	LIN
4.	Terry Prestianni	115-0	LIN
5.	John Weeks	113-1	LIN
6.	Scott Hartmann	85-8	CC
7.			
8.			

PSU	Chem	GF	LIN
0	0	5	6
25	33	60	82

25 33 60 82













BRUIN TRACK

Event POLE VAULT

Date April 25, 1987

Pole Vault and High Jump

11' 11'6" 12' 12'6" 13' 13'6" 14' 14'6" 15'3"

Contestant	School	Ht.	Ht.	Ht.	Ht.	Ht.	Ht.	Ht.	Ht.	Ht.	Ht.
<del>Kai Shelton</del>	<del>L</del>										
Dave Elkins ✓ 12'6"	GF	=====			X	X	000				
Van Velarde ✓ 11'	PSU	0X	X	00X	000						
<del>Pat Sechafer</del>	<del>L</del>										
Mike Lewelling ✓ 11'	CC	00									
David Nickell ✓ 11'	GF	X	X	0X	000						
<del>Rod Eakin</del>	<del>GF</del>										
Doug Peters ✓ 13'	CC	=====					0X	00X	000		

Winners	School	Height	Field Judges
1st Doug Peters	Chemeketa Comm	14'6"	Rod Eakin
2nd David Elkins (noodle)	GF	13'0"	Keith Wisley
3rd David Nickel	GF	12'0"	Field Judges
4th Van Velarde	PSU	12'0"	
5th			Official Scorer
6th			<i>[Signature]</i>

Key: - = Did not jump, 0 = Failed, X = Cleared



BRUIN TRACK

EVENT JAVELIN - Men

DATE April 25, 1987

Shot, Discus, Javelin, Hammer, Long Jump, Triple Jump

NAME	SCHOOL	TRIALS			FINALS			PLACE
		1	2	3	1	2	3	
Mike Lewelling	CC	<del>1361</del>	1361	1319				
<del>Tony Dempsey</del>	<del>L</del>							
Dave Elkins	GF	1375	1206	13810				
<del>Dave Mueller</del>	GF							
Mark Garvey	L	1615	1506	147	1626	155	8	162'6"
Chris Lambert	CC	1645	1679	68	15110	1573	6	168'
Troy Wakefield	PSU	167	1615	1437			7	167'
John Weeks	L	172	167	1723		1779	3	178'6"
Sean Coste	L	1745	1688	1749	1714	1684	4	1749"
Mike Watts	GF	1710	1755	16910	1716	1717	1	181'8"
David Nickell	GF	1593	1723	1725		1681	5	172'3"
Kent Newberry	PSU	1802	169				2	180'2 1/2"

WINNERS	SCHOOL	DISTANCE	
1st <u>MIKE WATTS</u>	<u>GF</u>	<u>181'8"</u>	Field Judge
2nd <u>Kent Newberry</u>	<u>PSU</u>	<u>180'2 1/2"</u>	
3rd <u>John Weeks</u>	<u>L</u>	<u>178'6"</u>	
4th <u>Sean Coste</u>	<u>L</u>	<u>174'9"</u>	Official Scorer
5th _____	_____	_____	
6th _____	_____	_____	











BRUIN TRACK

RUNNING EVENT 400m RELAY - Men

DATE April 25, 1987

NAME	SCHOOL	LANE	TIME	PLACE
George Fox ( Adolphus Onua, Dave Mueller, Tim Conley, Scott Cummins)		4	43.6	1
Linfield ( <sup>Doug Rogers</sup> John Prevedello, Mark Anderson, Kele Marsters, Mark Ewing)		5	44.0	3
Portland State (Chad Campbell, Darryl Howell, Scott Young, Dan Doherty)		6	43.9	2
Chemeketa (Mike Lewelling, Jim Martin, <sup>CHRIS LAMBERT</sup> Tony Bayne, Doug Peters)		7		

WINNERS	SCHOOL	TIME	
1st <u>BFC</u>		<u>43.6</u>	
2nd <u>PSU</u>		<u>43.9</u>	
3rd <u>LINFIELD</u>		<u>44.0</u>	Head Timer
4th _____		_____	
5th _____		_____	
6th _____		_____	Official Scorer

























Event: MEN'S 110 M H.H.-PRELIM.

Lane	Name	School	Place	Time
1	KEVIN TAYLOR 110 HH	SOSC		
2	DAVE KELLEY 110 HH	L&C		
3	TIM RUPP 110 HH	SOSC		
4	DAVE HODL 110 HH	LIN		
5	DAN THOMAS 110 HH	WU		
6	ADOLPHUS ONUA 110 HH	GFC	←	
7	John Albrecht 110 HH	LIN		
<hr/>				
1	MIKE CASTRO 110 HH	EOSC	F	
2	BOB CORNES 110 HH	WOSC		
3	SCOTT CUMMINS 110 HH	GFC	←	
4	DARRYL STICKES 110 HH	WOSC		
5	BOB DE VYLDERE 110 HH	WU		
6	SHAWN STEEN 110 HH	EOSC		
7	SAM LAPRAY 110 HH	WU		
8	DALE HUEMOELLER	NNC		

HEAT ONE

HEAT TWO



Event: MEN'S 400 M DASH-PRELIM.

Top 3 from each heat advance  
+ two next fastest times

HEAT ONE

Lane	Name	School	Place	Time
3	MIKE GILBERT 400 M	NNC		
4	GARETH POOLEON 400 M	WU		
5	TIM CONLEY 400 M	GFC	←	
6	TONY WILLIE 400 M	WU		

HEAT TWO

3	KEITH USSERY 400 M	WOSC		
4	GREG BEERY 400 M	L&C (E)		
5	DAVID SCEARCE 400 M	WU		
6	FRANK VAN DYKE 400 M	WOSC		
7	TIM DORSEY 400 M	SOSC (F)		

Event: MEN'S 100 M DASH-PRELIM.

Lane	Name	School	Place	Time
2	Darriek Cope	EOSC	2	
3	ANTWIONNE BROOKS 100 M	EOSC	3	
4	CURTIS BROWN 100 M	LIN		
5	MARK CAINE 100 M	L&C		
6	MARK ANDERSON 100 M	LIN	6	
7	JEFF WILTSEY 100 M	WU	7	
8	NATE BORCHERT 100 M	EOSC	8	
2	ROBIN MILAKOVICH 100 M	NNC	2	
3	TIM BIAMONT 100 M	WOSC	3	
4	KURT HARGETT 100 M	WOSC	4	
5	DAVID MUELLER 100 M	GFC	5	←
6	MARK BERRY 100 M	SOSC	6	
7	LES TAYLOR 100 M	WOSC	7	

HEAT 1 ONE

HEAT 1 TWO

Event: MEN'S 800 M RUN - PRELIM.

Lane	Name	School	Place	Time
1	WES TILGNER 800 M	WOSC		
2	TIM GRAHAM 800 M	GFC F	←	
3	BOB HARRIS 800 M	L&C (F)		
4	ROB WOOD 800 M	WOSC		
5	AARON HARDING 800 M	SOSC		
6	JEFF McDONALD 800 M	EOSC F		
7	MIKE APPLETON 800 M	EOSC		
<hr/>				
1	JACK CATTON 800 M	WU F		
2	BOB CRAIG 800 M	SOSC		
3	SCOTT VOYLES 800 M	LIN F		
4	ED ESSE 800 M	WOSC		
5	WILL STANTON 800 M	LIN F		
6	STEVE <sup>Yerger</sup> YEAGER 800 M	NNC		
7	ROB MacGINNITIE 800 M	WU F		
8	RANDY SWIGART	GFC	←	

HEAT ONE

HEAT TWO

Event: MEN'S 400 M I.H. - PRELIM.

Lane	Name	School	Place	Time
2	SHAWN WHITE 400IH	NNC	2 F	
3	<sup>ELT</sup> DON MESPET 400 H	WU	3	
4	BOB DE VYLDERE 400 H	WU	4	
5	DAVE KELLY <sup>F</sup> 400 H	L&C	5	
6	TIM RUPP 400 H	SOSC	6	
7	SCOTT CUMMINS 400 H	GFC	7	←
8	DOUG ROGERS 400 H	LIN	8	
HEAT TWO				
2	JEFF WILTSEY 400 H	WU	2	
3	SAM LAPRAY 400 H	WU	3	
4	Dan Thomas 400 IH	WILL	4	
5	GARETH POOLEON 400 H	WU	5	
6	SHAWN STEEN 400 H	EOSC	6	
7	DAN WATKINS 400 H	WOSC	F 7	

HEAT ONE

HEAT TWO

Event: MEN'S 200 M DASH-PRELIM.

Lane	Name	School	Place	Time
2	MIKE GILBERT <del>400 M</del> 200m	NNC		
3	DAVID SCEARCE 200 M	WU		
4	DAVID MUELLER 200 M F	GFC	←	
5	LES TAYLOR 200 M	WOSC		
6	MARK BERRY <del>200</del> 400 M	SOSC		
7	MARK ANDERSON 200 M	LIN		
HEAT 1400				
2	ANTWIONNE BROOKS 200 <del>400</del> M	EOSC		
3	TIM BIAMONT 200 M	WOSC		
4	KEITH USSARY 200 M	WOSC		
5	NATE BORCHERT 200 <del>400</del> M	EOSC		
6	MARK CAINE 200 M	L&C		

HEAT ONE

HEAT 1400



33rd Annual

**DISTRICT 2  
TRACK & FIELD  
CHAMPIONSHIPS**

**ENTRY LISTS  
MEN**

MAY 8 - 9, 1987  
MAXWELL FIELD  
McMINNVILLE, OREGON  
HOSTED BY LINFIELD COLLEGE

# MEN'S 100 METERS

RANK	NAME	TIME	SCHOOL
1	Tim Biamont	10.7	Western Oregon State College
1	Mark Caine	10.7	Lewis and Clark College
3	David Searce	11.09	Willamette University
4	Curtis Brown	10.9	Linfield College
<del>4</del>	<del>Adolphus Onua</del>	<del>10.9</del>	<del>George Fox College</del>
4	Antwionne Brooks	10.9	Eastern Oregon State College
7	Les Taylor	11.0	Western Oregon State College
7	Kurt Hargett	11.0	Western Oregon State College
7	Mark Berry	11.0	Southern Oregon State College
10	Robin Milokavich	11.1	Northwest Nazarene College
10	David Mueller	11.1	George Fox College
10	Nate Borchert	11.1	Eastern Oregon State College
13	Jeff Wiltsey	11.39	Willamette University
14	Mark Anderson	11.2	Linfield College
14	Kele Marsters	11.2	Linfield College
15	Greg Beery	11.5	Lewis and Clark College
16	Ken Ouellette	12.24	Lewis and Clark College

### MEN'S 200 METERS

RANK	NAME	TIME	SCHOOL
1	Tim Biamont	22.1	Western Oregon State College
2	David Searce	22.38	Willamette University
3	Mike Gilbert	22.2	Northwest Nazarene College
3	Mark Caine	22.2	Lewis and Clark College
5	Tim Conley	22.4	George Fox College
6	Nate Borchert	22.5	Eastern Oregon State College
6	Tim Dorsey	22.5	Southern Oregon State College
6	Keith Ussery	22.5	Western Oregon State College
6	Les Taylor	22.5	Western Oregon State College
10	Curtis Brown	22.6	Linfield College
11	Mark Berry	22.7	Southern Oregon State College
12	Antwionne Brooks	22.9	Eastern Oregon State College
12	Mark Anderson	22.9	Linfield College
14	Kele Marsters	23.0	Linfield College
14	Kurt Hargett	23.0	Western Oregon State College
15	David Mueller	23.1	George Fox College
16	Greg Beery	NT	Lewis and Clark College

### MEN'S 400 METERS

RANK	NAME	TIME	SCHOOL
1	Mike Gilbert	48.38	Northwest Nazarene College
2	Keith Ussery	49.1	Western Oregon State College
3	David Searce	49.71	Willamette University
4	Tim Conley	49.7	George Fox College
5	Steve Yeager	50.0	Northwest Nazarene College
6	Les Taylor	50.5	Western Oregon State College
7	Frank VanDyke	50.6	Western Oregon State College
8	Aaron Harding	50.8	Southern Oregon State College
9	Mark Caine	51.27	Lewis and Clark College
10	Tim Dorsey	51.9	Southern Oregon State College
11	Tony Willie	52.17	Willamette University
12	Dan Davenport	52.0	Western Oregon State College
13	Greg Beery	53.28	Lewis and Clark College

## MEN'S 800 METERS

RANK	NAME	TIME	SCHOOL
1	Wes Tilgner	1:53.23	Western Oregon State College
2	Steve Yeager	1:55.0	Northwest Nazarene College
3	Rob Wood	1:55.59	Western Oregon State Colle
4	Aaron Harding	1:56.0	Southern Oregon State College
5	Randy Swigart	1:56.9	George Fox College
6	Ed Esse	1:57.1	Western Oregon State Colle
7	Mike Appleton	1:57.2	Eastern Oregon State College
8	Kack Catton	1:58.52	Willamette University
9	Bob Craig	1:58.6	Southern Oregon State College
9	Bob Harris	1:58.6	Lewis and Clark College
11	Scott Voyles	1:58.9	Linfield College
12	Ron Ares	1:59.0	Lewis and Clark College
13	Jeff McDonald	1:59.1	Eastern Oregon State College
13	Tim Graham	1:59.1	George Fox College
15	Shaun McNealy	1:59.7	Western Oregon State Colle
16	Duke Ritenhouse	2:00.88	Lewis and Clark College
17	Will Stanton	2:01.5	Linfield College
18	Jurgen Achterbosch	2:02.7	Eastern Oregon State College
19	Eric Hartmann	2:05.9	Lewis and Clark College
20	Rob MacGinnitie	2:07.29	Willamette University

### MEN'S 1500 METERS

RANK	NAME	TIME	SCHOOL
1	Wes Tilgner	3:50.5	Western Oregon State College
2	Rob Wood	3:59.0	Western Oregon State College
3	Mike Appleton	3:59.9	Eastern Oregon State College
4	Ron Ares	4:01.66	Lewis and Clark College
5	Dan Tow	4:01.69	Linfield College
6	Shaun McNealy	4:02.0	Western Oregon State College
7	Erick Landeen	4:02.4	Willamette University
8	Bob Craig	4:05.5	Southern Oregon State College
9	Duke Ritenhouse	4:05.70	Lewis and Clark College
10	Mike Paddack	4:06.0	Southern Oregon State College
11	Aaron Harding	4:08.0	Southern Oregon State College
12	Bob Harris	4:09.0	Lewis and Clark College
13	Randy Swigart	4:09.2	George Fox College
14	Jay Clark	4:12.0	Northwest Nazarene College
15	Eric Hartmann	4:14.5	Lewis and Clark College
16	Rob MacGinnitie	4:16.57	Willamette University

### MEN'S 3000 METER STEEPLECHASE

PLACE	NAME	TIME	SCHOOL
1	Ron Ares	9:21.6	Lewis and Clark College
2	Jason Sele	9:22.5	Western Oregon State College
3	Duke Ritenhouse	9:38.8	Lewis and Clark College
4	Brad Holbrock	9:42.1	Southern Oregon State College
5	Bob Julian	9:54.9	Southern Oregon State College
6	Mike Paddack	9:55.0	Southern Oregon State College
7	Kevin Winfield	10:06.0	Western Oregon State College
8	Eric Hartmann	10:12.76	Lewis and Clark College
9	John Oord	10:15.0	Northwest Nazarene College



### MEN'S 5000 METER

RANK	NAME	TIME	SCHOOL
1	Wes Tilgner	14:54.0	Western Oregon State College
2	David Jordan	15:10.44	Western Oregon State College
3	Erick Landeen	15:12.73	Willamette University
4	Greg Miller	15:17.6	Eastern Oregon State College
5	Dan Tow	15:18.3	Linfield College
6	Ron Ares	15:22.6	Lewis and Clark College
7	Kevin Wright	15:31.0	Northwest Nazarene College
8	Bob Julian	15:33.2	Southern Oregon State College
9	Joshua Sacon	15:36.0	Southern Oregon State College
10	Brad Holbrook	15:40.0	Southern Oregon State College
11	Jay Coleman	15:49.3	Willamette University
12	David Crook	15:52.16	Willamette University
13	Kevin Kelly	15:52.5	Willamette University
14	John Weisel	16:01.24	Linfield College
15	Brian Reick	NT	Western Oregon State College

### MEN'S 10,000 METER

RANK	NAME	TIME	SCHOOL
1	Kevin Wright	32:10.0	Northwest Nazarene College
2	Greg Miller	32:20.0	Eastern Oregon State College
3	Erick Landeen	32:29.2	Willamette University
4	Eric Jensen	33:00.0	Eastern Oregon State College
5	Amar Kamadoli	33:17.0	Willamette University
6	Kevin Kelly	33:29.6	Willamette University
7	John Weisel	33:44.6	Linfield College
8	Mike DelDonno	33:51.6	Willamette University
9	Joshua Sacon	34:05.0	Southern Oregon State College
10	Bob Julian	34:30.0	Southern Oregon State College
11	Brad Holbrook	34:35.0	Southern Oregon State College
12	Jay Coleman	35:07.9	Willamette University
13	Brian Reick	NT	Western Oregon State College
14	John Guza	NT	Western Oregon State College

### Men's 10,000 Meter Walk

PLACE	NAME	TIME	SCHOOL
1	Mitch Seal	52:00	Eastern Oregon State College
2	Jim Blakemore	NT	Lewis and Clark College
2	Randy Jacobs	NT	Willamette University
2	Jeff Kilday	NT	Willamette University
2	Troy O'Donnell	NT	Willamette University
2	Dave Jaconetti	NT	Western Oregon State College
2	Tom Mills	NT	Southern Oregon State College
2	Dave Florence	NT	Southern Oregon State College

### MEN'S 110 METER HIGH HURLDDES

RANK	NAME	TIME	SCHOOL
1	Adolphus Onua	14.1	George Fox College
2	Scott Cummins	14.6	George Fox College
3	Tim Rupp	14.9	Southern Oregon State College
4	Sam Lapray	15:17	Willamette University
5	Bob Cornes	15.3	Western Oregon State College
6	Dave Kelley	15:58	Lewis and Clark College
7	Bob DeVyldere	15.4	Willamette University
8	Kevin Taylor	15.5	Southern Oregon State College
8	Shawn Steen	15.5	Eastern Oregon State College
10	Dan Thomas	15.6	Willamette University
10	Darryl Stickles	15.6	Western Oregon State College
12	Dave Hodl	16.02	Linfield College
13	John Albrecht	16	Linfield College
14	Dwight French	16.1	Western Oregon State College
15	Mike Castro	16.4	Eastern Oregon State College
16	Jordan Hackwith	16.8	Eastern Oregon State College
17	Dale Huemoeller	17.2	Northwest Nazarene College

### MEN'S 400 METER INTERMEDIATE HU

RANK	NAME	TIME	SCHOOL
1	Bob DeVyldere	55.11	Willamette University
2	Shawn Steen	55.64	Eastern Oregon State College
3	Sam Lapray	55.70	Willamette University
4	Doug Rogers	55.5	Linfield College
5	Scott Cummins	55.8	George Fox College
6	Gareth Pooleon	56.1	Willamette University
7	Jeff Wiltsey	56.80	Willamette University
8	Tim Rup	57.3	Southern Oregon State College
9	Dan Watkins	57.9	Western Oregon State College
10	Don Mesplet	58.3	Willamette University
11	Jeff Jacobs	58.8	Western Oregon State College
12	Darren Gibson	59.9	Eastern Oregon State College

### MEN'S 400 METER RELAY

RANK	SCHOOL	TIME	
1	Western Oregon State College	42.7	
2	Willamette University	43.1	Willie, Poolson Scearce, Connors
3	George Fox College	43.6	Onua, Mueller, Conley Cummins, Eakin, Graham
4	Lewis and Clark College	43.7	Ouellette, Beery, Kelley Caine, Houts
5	Linfield College	43.9	Prevedello, Anderson, Marsters Brown, Rogers
6	Northwest Nazarene College	44.2	Milakovich, White, Quinn Huemoeller, Gilbert
7	Southern Oregon State College	44.6	Rupp, Dorsey, Chandler Eugene, Beery, Noren
7	Eastern Oregon State College	44.6	Borchert, Castro, Steen Brooks, Waddeel

### MEN'S 1600 METER RELAY

RANK	SCHOOL	TIME	
1	Willamette University	3:23.8	Willie, Pooleon, Scearce Connors
2	Western Oregon State College	3:23.9	
3	George Fox College	3:24.4	Onua, Swigart, Cummins Conley, Graham, Mueller
4	Southern Oregon State College	3:28.1	Berry, Dorsey, Harding Rupp, Craig, Holbrock
5	Eastern Oregon State College	3:28.4	McDonald, Waddell, Steen Appleton, Brooks
6	Northwest Nazarene College	3:29.5	Yerger, White, Huemoeller Gilbert, Quinn
7	Linfield College	3:30.0	Brown, Voyles, Rogers Stanton, Anderson, Coonrod
8	Lewis and Clark College	3:33.8	Beery, Harris, Kelley Caine, Ritenhouse, Ares

### MEN'S HIGH JUMP

RANK	NAME	HEIGHT	SCHOOL
1	Shaun Granger	6-7	Southern Oregon State College
2	Shawn Steen	6-6 3/4	Eastern Oregon State College
3	Rob Kliewer	6-6	Willamette University
3	Will Waddell	6-6	Eastern Oregon State College
5	Scott Healy	6-4 1/2	Willamette University
6	Bob Cornes	6-4	Western Oregon State College
6	Steve Seymour	6-4	Linfield College
6	Lance Hansen	6-4	Linfield College
9	Dwight French	6-2	Western Oregon State College
9	Jordan Hackwith	6-2	Eastern Oregon State College
11	Nick Marshal	6-1	Southern Oregon State College

## MEN'S POLEVAULT

PLACE	NAME	HEIGHT	SCHOOL
1	Kevin Taylor	15-6	Southern Oregon State College
2	Doug Edwards	14-7	Northwest Nazarene College
3	Mike Gile	14-6	Willamette University
4	Mike Gilbert	14-2 1/2	Northwest Nazarene College
5	Rod Eakin	14-0	George Fox College
6	Dave Elkins	13-0	George Fox College
7	Darryl Stickles	12-8	Western Oregon State College
8	Jim Block	12-6	Eastern Oregon State College
8	Jeff Fowler	12-6	Willamette University
8	Scott Healy	12-6	Willamette University
8	Nick Rinard	12-6	Lewis and Clark College
12	David Nickell	12-0	George Fox College
12	Pat Seehafer	12-0	Linfield College
14	Jeff Houts	9-0	Lewis and Clark College

## MEN'S LONG JUMP

RANK	NAME	DISTANCE	SCHOOL
1	Gareth Pooleon	22-9 1/2	Willamette University
2	PJ Coonrod	22-8 1/2	Linfield College
3	Kevin Connors	21-8 1/2	Willamette University
4	Gerry Clark	22-1	Western Oregon State College
5	Will Waddell	21-5	Eastern Oregon State College
6	Ken Ouellette	21-3 1/2	Lewis and Clark College
7	Kurt Hargett	21-1 1/2	Western Oregon State College
8	Scott Noren	20-10	Southern Oregon State College
9	Dale Huemoeller	20-9	Northwest Nazarene College
10	David Nickell	20-4 1/2	George Fox College
10	Mike Castro	20-4 1/2	Eastern Oregon State College
12	David Mueller	20-1	George Fox College
14	Todd Chandler	19-10	Southern Oregon State College
15	John Albrecht	19-8 1/4	Linfield College
16	John Eugene	19-6	Southern Oregon State College
16	Russ Rurke	19-6	Southern Oregon State College



## MEN'S TRIPLE JUMP

RANK	NAME	DISTANCE	SCHOOL
1	Kevin Connors	47-8 1/2	Willamette University
2	Kele Marsters	44-3	Linfield College
3	John Prevedello	43-7 1/2	Linfield College
4	Shaun Granger	43-1	Southern Oregon State College
5	Ken Ovellette	42-4	Lewis and Clark College
6	Dwight French	42-3 1/2	Western Oregon State College
7	Pat Lepper	42 -1 1/4	George Fox College
8	Gerry Clark	41-3 1/2	Western Oregon State College
9	Mike Castro	40-11 1/2	Eastern Oregon State College
10	Russell Burke	41-6	Southern Oregon State College
11	Todd Chandler	40-0	Southern Oregon State College
11	Scott Noren	40-0	Southern Oregon State College
11	John Eugene	40-0	Southern Oregon State College

## MEN'S SHOT PUT

RANK	NAME	DISTANCE	SCHOOL
1	Randy Sttell	56-1	Southern Oregon State College
2	Kim Brown	50-7 1/2	Western Oregon State College
3	Hank Nyborney	50-3	Northwest Nazarene College
4	Arnold Wardwell	49-8	Southern Oregon State College
5	Mike County	48-9	Southern Oregon State College
6	Steve Curl	48-6 1/4	Northwest Nazarene College
7	Todd Danko	48-1 1/2	Western Oregon State College
8	David Collins	47-10 1/2	Willamette University
9	Soren Sorenson	47-8	Western Oregon State College
10	Dale Osborne	45-11	Southern Oregon State College
11	Mike Watts	45-10 1/2	George Fox College
12	Todd Halter	45-1 1/2	Eastern Oregon State College
13	Eric Cooley	44-4 1/2	Willamette University
14	Tim Stashin	44-2	Southern Oregon State College
15	Rich Pykkonen	42-2 1/2	Willamette University
16	Paul Nua	42-0	Eastern Oregon State College
17	Gary Wescott	40-8 1/2	Lewis and Clark College
18	Tom Snider	39-4	Lewis and Clark College

## MEN'S DISCUS

1	Randy Settell	169-3	Southern Oregon State College
2	Soren Sorenson	166-10 1/2	Western Oregon State College
3	Mike Watts	153-1	George Fox College
4	Doug Sommer	146-1	Willamette University
5	Dale Osborne	140-9	Southern Oregon State College
6	Arnold Wardwell	140-3	Southern Oregon State College
7	Steve Curl	139-8	Northwest Nazarene College
8	Eric Cooley	137-6	Willamette University
9	Matt Lydum	135-9 3/4	Western Oregon State College
10	Tim Stashin	135-0	Southern Oregon State College
11	Rich Pykkonen	133-10	Willamette University
12	David Collins	133-5	Willamette University
13	Hank Wyborney	130-1	Northwest Nazarene College
14	Clin McClellan	130-0	Southern Oregon State College
15	Kyle Kobow	124-0	Linfield College
16	David Nickell	123-3	George Fox College
17	Gary Wescott	120-7	Lewis and Clark College
18	Deon Waldow	116-11	Lewis and Clark College
19	Lance Dixon	103-10	Eastern Oregon State College

## MEN'S HAMMER THROW

RANK	NAME	DISTANCE	SCHOOL
1	Soren Sorenson	175-5	Western Oregon State College
2	Doug Dean	171-10	Linfield College
3	Matt Lydum	157-6	Western Oregon State College
4	Randy Settell	156-10	Southern Oregon State College
5	Kyle Kobow	155-3	Linfield College
6	Mike Watts	151-1	George Fox College
7	David Collins	148-1	Willamette University
8	Dan Gorman	143-0	Western Oregon State College
9	Tim Stashin	142-8	Southern Oregon State College
10	Jim Willimas	142-1	Willamette University
11	Dave Elkins	141-3	George Fox College
12	Doug Sommer	139-1	Willamette University
13	Dale Osborne	138-1	Southern Oregon State College
14	Tony Truax	131-3	Linfield College
15	Arnold Wardwell	122-1	Southern Oregon State College

## MEN'S JAVELIN

PLACE	NAME	DISTANCE	SCHOOL
1	Jim Williams	211-11	Willamette University
2	David Nickell	190-6	George Fox College
3	Mike County	188-9	Southern Oregon State College
4	Kevin Reed	188-4	Southern Oregon State College
5	Doug Foward	188-0	Northwest Nazarene College
6	Mike Watts	184-5	George Fox College
7	Sean Costel	183-0	Linfield College
8	John Weeks	180-9	Linfield College
9	Doug Ladd	180-5	Western Oregon State College
10	Ken Rankin	179-3 1/2	Eastern Oregon State College
11	Dwight French	177-2	Western Oregon State College
12	Jim Block	173-7	Eastern Oregon State College
13	Steve Barstow	170-6	Northwest Nazarene College
14	Mark Garvey	165-11	Linfield College
15	David Mueller	162-7	George Fox College
16	Scott Healy	158-8	Willamette University
17	Greg Molitar	155-0	Southern Oregon State College
18	Clint McClellan	150-0	Southern Oregon State College
19	John Telsemanich	137-11	Lewis and Clark College
20	Tom Snider	137-10	Lewis and Clark College

District 2 Track and Field Bests: 4-22-87

EOSC, George Fox, Lewis & Clark, Linfield,  
Northwest Nazarene, SOSC, Willamette, WOSC

MEN

- 100m: Mark Caine (LC) 10.7, Antwionne Brooks (EO) 10.9,  
Adolphus Onua (GF) 10.9, Les Taylor (WO) 11.0,  
Mark Berry (SO) 11.0, Kurt Hargett (WO) 11.0,  
Nate Borchert (EO) 11.1, David Mueller (GF) 11.1,  
David Searce (Wil) 11.2, Tim Biamont (WO) 11.2,
- 200m: Mark Caine (LC) 22.2, Tim Conley (GF) 22.4,  
Nate Borchert (EO) 22.5, Les Taylor (WO) 22.5,  
Keith Ussery (WO) 22.5, David Searce (Wil) 22.6,  
Curtis Brown (Lin) 22.6, Mark Berry (SO) 22.7,  
Antwionne Brooks (EO) 22.9, Tim Biamont (WO) 22.9,
- 400m: Mike Gilbert (NNC) 48.8, Keith Ussery (WO) 49.3,  
David Searce (Wil) 49.71, Tim Conley (GF) 49.7,  
Les Taylor (WO) 50.5, Frank VanDyke (WO) 50.7,  
Aaron Harding (SO) 50.8, Mark Caine (LC) 51.27,  
Gareth Pooleon (Wil) 51.3
- 800m: Wes Tilgner (WO) 1:53.23, Steve Yerger (NNC) 1:54.0,  
Rob Wood (WO) 1:55.59, Aaron Harding (SO) 1:56.0,  
Randy Swigart (GF) 1:56.9, Mike Appleton (EO) 1:57.4,  
Ed Esse (WO) 1:58.3, Bob Craig (SO) 1:58.6,  
Bob Harris (LC) 1:58.6,
- 1500m: Wes Tilgner (WO) 3:50.5, Rob Wood (WO) 3:59.5,  
Mike Appleton (EO) 4:00.1, Ron Ares (LC) 4:01.66,  
Dan Tow (Lin) 4:01.69, Erick Landeen (Wil) 4:02.4,  
Bob Craig (SO) 4:04.5, Duke Rittenhouse (LC) 4:05.7,  
Mike Paddack (SO) 4:06.0
- 5C: Ron Ares (LC) 9:21.6, Jason Sele (WO) 9:22.5,  
Duke Ritenhouse (LC) 9:38.8, Brad Holbrook (SO) 9:42.1,  
Bob Julian (SO) 9:54.9, Mike Paddack (SO) 9:55.0,  
Doug Winn (Wil) 9:57.0
- 5000m: David Jordan (WO) 15:10.44, Erick Landeen (Wil) 15:12.73,  
Greg Miller (EO) 15:17.6, Dan Tow (Lin) 15:18.3,  
Ron Ares (LC) 15:22.6, Kevin Wright (NNC) 15:31.0,  
Bob Julian (SO) 15:33.2, Joshua Sacon (SO) 15:36.67,  
Brad Holbrook (SO) 15:40.00,
- 10,000M: Kevin Wright (NNC) 32:10.0, Greg Miller (EO) 32:10.6,  
Erick Landeen (Wil) 32:19.2, Amar Kamadole (Wil) 33:17.0,  
Kevin Kelly (Wil) 33:29.6
- 110m HH: Adolphus Onua (GF) 14.5, Tim Rupp (SO) 14.9,  
Scott Cummins (GF) 15.0, Sam Lapray (Wil) 15.17,  
Bob Cornes (WO) 15.3, Bob DeVyldere (Wil) 15.4,  
Kevin Taylor (SO) 15.5, Shawn Steen (EO) 15.5

400m IH: Bob DeVylidere (Wil) 55.11, Sam Lapray (Wil) 55.70,  
Gareth Pooleon (Wil) 56.1, **Scott Cummins (GF) 56.2**,  
Mike Gilbert (NNC) 56.3, Doug Rogers (Lin) 56.78,  
Dave Kelly (LC) 56.87, Tim Rupp (SO) 57.3,

4\*100m: WOSC 42.7, Willamette 43.1, Lewis & Clark 43.7, NNC 43.8,  
**George Fox 43.9**, Linfield 43.9, SOSC 44.6, EOOSC 44.8

4\*400m: Willamette 3:23.8, WOSC 3:23.9, **George Fox 3:24.4**,  
Linfield 3:28.9, NNC 3:29.0, SOSC 3:29.2, EOOSC 3:31.0,  
Lewis & Clark 3:33.8

S.P.: Randy Settell (SO) 56-1, Arnold Wardwell (SO) 49-8,  
Hank Hyborney (NNC) 48-10, Michael County (SO) 48-9 1/2,  
Todd Danko (WO) 48-2, David Collins (Wil) 47-10 1/2,  
Soren Sorenson (WO) 47-5, Kim Brown (WO) 47-1,  
Steve Curl (NNC) 46-3, Dale Osborne (SO) 45-11

Discus: Randy Settell (SO) 169-3, Soren Sorenson (WO) 164-0,  
**Mike Watts (GF) 151-5**, Doug Sommer (Wil) 146-1,  
Dale Osborne (SO) 140-9, Arnold Wardwell (SO) 140-3,  
Steve Curl (NNC) 139-0, David Collins (Wil) 135-0

Hammer: Doug Dean (Lin) 171-10, Soren Sorenson (WO) 170-6,  
Matt Lydum (WO) 166-7, Kyle Kobow (Lin) 155-3,  
Randy Settell (SO) 156-10, **Mike Watts (GF) 148-10**,  
David Collins (Wil) 148-1, Tim Stashin (SO) 142-8

Javelin: Jim Williams (Wil) 211-11, **David Nickell (GF) 190-6**,  
Michael County (SO) 188-9, Kevin Reed (SO) 188-4,  
Doug Edwards (NNC) 188-0, **Mike Watts (GF) 184-5**,  
Sean Coste (Lin) 183-0, John Weeks (Lin) 180-8,  
Ken Rankin (EO) 177-7, Dwight French (WO) 177-2

H.J.: Shaun Granger (SO) 6-7, Shawn Steen (EO) 6-6 3/4,  
Will Waddell (EO) 6-6, Bob Cornes (WO) 6-4,  
Steve Seymour (Lin) 6-4, Rob Kliever (Wil) 6-3 3/4,  
Jordan Hackwith (EOOSC) 6-2, Lance Hansen (Lin) 6-1 3/4,

L.J.: Gareth Pooleon (Wil) 22-9 1/2, Patrick Coonrod (Lin) 22-8 1/2,  
Kevin Connors (Wil) 21-8 1/2, Ken Ovellette (LC) 21-3 1/2,  
Kurt Hargett (WO) 21-1 1/2, Will Waddell (EOOSC) 21-1,  
Shawn Steen (EOOSC) 20-11, Scott Noren (SO) 20-10 1/2,

T.J.: Kevin Connors (Wil) 47-8 1/2, Kele Marsters (Lin) 44-3 1/2,  
John Prevedello (Lin) 43-9, Shaun Granger (SO) 43-1,  
Ken Ovellette (LC) 42-4, **Pat Leeper (GF) 42-1 1/2**,  
Russell Burke (SO) 41-6, Scott Noren (SO) 41-3

P.V.: Kevin Taylor (SO) 15-61, Doug Edward (NNC) 14-7,  
Mike Gilbert (NNC) 14-1, **Rod Eakin (GF) 14-0**,  
Mike Gile (Wil) 14-0, Nick Kinard (LC) 12-6,  
Brent Rugroden (Wil) 12-6, Scott Healy (Wil) 12-6,  
Jim Block (EOOSC) 12-6,



# George Fox

District 2 Track and Field Bests: 4-17-87

EOSC, George Fox, Lewis & Clark, Linfield,  
Northwest Nazarene, SOSO, Willamette, WOSC

MEN

Adolphus Onua 10.9 David Mueller 11.1

100m: Mark Caine(LC) 10.7, Les Taylor(WO) 11.0, Mark Berry(SO) 11.0,  
David Searce(Wil) 11.2, Tim Biamont(WO) 11.2, Kurt Hargett(WO) 11.2,  
Gareth Pooleon(Wil) 11.3

200m: Mark Caine(LC) 22.2, Les Taylor(WO) 22.5, David Searce(Wil) 22.6,  
Curtis Brown(Lin) 22.6, Mark Berry(SO) 22.7, Tim Biamont(WO) 22.9,  
Gareth Pooleon(Wil) 23.0 David Mueller 23.1  
Tim Conley 22.4

400m: Keith Ussery(WO) 49.3, David Searce(Wil) 49.71, Tim Conley(GF) ~~50.7~~<sup>49</sup>,  
Les Taylor(WO) 50.5, Aaron Harding(SO) 50.8, Frank VanDyke(WO) 51.0,  
Mark Caine(LC) 51.3, Gareth Pooleon(Wil) 51.3

800m: Wes Tilgner(WO) 1:53.23, Rob Wood(WO) 1:55.59,  
Aaron Harding(SO) 1:56.0, Ed Esse(WO) 1:58.3,  
Randy Swigart(GF) 1:58.5, Bob Craig(SO) 1:58.6,  
Bob Harris(LC) 1:58.6,  
1:59.1

1500m: Wes Tilgner(WO) 3:50.5, Ron Arnes(LC) 4:01.7, Dan Tow(Lin) 4:01.7,  
Rob Wood(WO) 4:02.7, Bob Craig(SO) 4:04.5,  
Duke Rittenhouse(LC) 4:05.7, Mike Paddack(SO) 4:06.0 Randy Swigart 4:09.2

50: Ron Arnes(LC) 9:21.6, Jason Seele(WO) 9:22.5,  
Duke Ritenhouse(LC) 9:38.8, Brad Holbrook(SO) 9:42.1,  
Bob Julian(SO) 9:54.9, Mike Paddack(SO) 9:55.0, Doug Winn(Wil) 9:57.0

5000m: David Jordan(WO) 15:10.44, Erick Landeen(Wil) 15:12.0,  
Dan Tow(Lin) 15:18.3, Ron Arnes(LC) 15:22.6, Bob Julian(SO) 15:33.2,  
Joshua Sacon(SO) 15:36.67, Brad Holbrook(SO) 15:40.00,

10,000M: Erick Landeen(Wil) 32:19.2, Amar Kamadole(Wil) 33:17.0,  
Kevin Kelly(Wil) 33:29.6

110m HH: Adolphus Onua(GF) 14.5, Tim Rupp(SO) 14.9, Scott Cummins(GF) 15.0,  
14.6 Sam Lapray(Wil) 15.1, Bob Cornea(WO) 15.3, Bob DeVyldere(Wil) 15.4,  
Dan Thomas(Wil) 15.6, Kevin Taylor(SO) 15.7 Rod Eakin 16.1

400m IH: Bob DeVyldere(Wil) 55.11, Sam Lapray(Wil) 55.7, Scott Cummins 56.2  
3.8 Gareth Pooleon(Wil) 56.1, Doug Rogers(Lin) 56.8,  
Dave Kelly(LC) 56.9, Tim Rupp(SO) 57.3, Dan Walkin(WO) 58.9

4\*100m: WOSC 42.7, Willamette 43.2, Lewis & Clark 43.7, George Fox 43.9,  
3.6 Linfield 44.1, SOSO 44.6

4\*400m: Willamette 3:23.8, WOSC 3:23.9, George Fox ~~3:26.9~~<sup>24.4</sup>,  
Linfield 3:28.9, SOSO 3:29.2, Lewis & Clark 3:33.8

S.P.: Randy Settell(SO) 56-1, Arnold Wardwell(SO) 49-8,  
Michael County(SO) 48-9 1/2, Todd Danko(WO) 47-0,  
Soren Sorenson(WO) 46-5, Dale Osborne(SO) 45-11,  
David Collins(Wil) 44-10 1/2 *Mike Watts 45-10 1/2*

153-1 Discus: Randy Settell(SO) 169-3, Soren Sorenson(WO) 164-0,  
Doug Sommer(Wil) 146-1, Mike Watts(GF) ~~142-1~~, 151-5  
Dale Osborne(SO) 140-9, Arnold Wardwell(SO) 140-3,  
David Collins(Wil) 135-0

151-1 Hammer: Doug Dean(Lin) 171-10, Soren Sorenson(WO) 170-6,  
Kyle Kobow(Lin) 155-3, Randy Settell(SO) 156-10, *Mike Watts 148-10*  
David Collins(Wil) 146-1, Matt Lydum(WO) 143-2,  
Tim Stashin(SO) 142-8

Javelin: Jim Williams(Wil) 211-11, David Nickell(GF) 190-6, *Mike Watts 184-5*  
Michael County(SO) 188-9, Kevin Reed(SO) 188-4,  
Sean Coste(Lin) 183-0, John Weeks(Lin) 180-8,  
Dwight French(WO) 177-2

H.J.: Shaun Granger(SO) 6-7, Bob Cornea(WO) 6-4, Steve Seymour(Lin) 6-4,  
Rob Kliever(Wil) 6-3 3/4, Lance Hansen(Lin) 6-1 3/4,  
Nick Marshall(SO) 6-1 *5-10 1/2 David Nickell*

L.J.: Patrick Goonrod(Lin) 22-8 1/2, Gareth Pooleon(Wil) 21-9 1/2,  
Kevin Connors(Wil) 21-8 1/2, Ken Ovellette(LC) 21-3 1/2,  
Kurt Hargett(WOC) 21-1 1/2, Scott Noren(SO) 20-10 1/2,  
Gerry Clark(WO) 20-7 1/2 *David Mueller 20-1 David Nickell 20-4 1/2*

T.J.: Kevin Connors(Wil) 47-8 1/2, Kele Marsters(Lin) 44-3 1/2,  
John Prevedello(Lin) 43-9, Shaun Granger(SO) 43-1,  
Ken Ovellette(LC) 42-4, Russell Burke(SO) 41-6,  
Scott Noren(SO) 41-3 *Pat Leeper 42-1 1/2*

3-0 *Dave Elliott* P.V.: Kevin Taylor(SO) 15-6i, Rod Eskin(GF) 14-0, Mike Gile(Wil) 14-0,  
12-0 *Nickell* Nick Kinard(LC) 12-6, Brent Rugroden(Wil) 12-6, *12-0*  
Scott Healy(Wil) 12-6, Daryl Stickles(WO) 12-0 *David Nickell 115 3/4*

#### WOMEN

100m: Sharon Wegener(WO) 12.5, Nicole Ferry(LC) 12.5, Kari Larsen(LC) 12.8  
Kathy Kubik(Lin) 13.2, Jill Cochran(SO) 13.2,  
Stephanie Payne(Wil) 13.2, Alisa Thomas(Wil) 13.2,

200m: Nicole Ferry(LC) 25.8, Sharon Wegener(WO) 26.0,  
Marta Shields ~~(WOC)~~ 26.3, Kathy Staat(SO) 26.43, Kari Larsen(LC) 26.5,  
Mary Tepper(Lin) 27.1, Kathy Kubik(Lin) 27.4,

*Geo Rex*  
400m: Nicole Ferry(LC) 57.74, Kari Larsen(LC) 59.2, Javian Jones(Lin) 60.4  
Marta Shields ~~(WOC)~~ 60.6, Kris Russell(SO) 60.9, Kathy Staat(SO) 61.33  
Linda Brown(Wil) 62.3

*GR*

FIFTEENTH ANNUAL NCCAA

MEN'S TRACK AND FIELD CHAMPIONSHIP RESULTS  
May 1-2, 1987

\*Record Broken

MEN'S DISCUS

1. Mike Watts	George Fox College	151' 10"
2. Craig Ladig	Anderson College	143' 11½"
3. Pat Kuntz	Olivet Nazarene College	139' 7"
4. Mark Anderson	Anderson College	139' 4½"
5. Travis Bates	Huntington College	139' 2"
6. Bob Marchbank	Malone College	136' 11½"

10,000 METERS

1. John Oswald	Cedarville College	31:33.52
2. Eric Fillinger	Cedarville College	31:39.45
3. Bob Bragg	Taylor University	31:49.83
4. Kent Musall	Marion College	32:25.39
5. Jerry Gerig	Taylor University	32:55.36
6. John Cumbo	Malone College	32:59.45

HAMMER

1. Peter Sola	Northwestern College	143' 4"
2. Mike Watts	George Fox College	142' 6"
3. Mark Anderson	Anderson College	134' 8"
4. Bruce Beard	Taylor University	134' 7"
5. Shane Kelly	Anderson College	127' 9"
6. Mark Lowe	Malone College	125' 11"

TRIPLE JUMP

1. Greg Smalley	Baptist Bible College	44' 6"
2. Todd Cox	Olivet Nazarene College	43' 10¼"
3. Mike Ankrom	Huntington College	43' 9½"
4. Jim Samiec	Huntington College	42' 8 3/4"
5. Alvin Bailey	Anderson College	42' 3 3/4"
6. Ron Courier	Northwestern College	42' 1"

SHOT PUT

1. Craig Ladig	Anderson College	50' 8"
2. Mark Anderson	Anderson College	48' 4½"
3. Steve Seymour	Cedarville College	45'
4. Ken Browner	Taylor University	44' 9"
5. Bob Marchbank	Malone College	44' 6½"
6. Mike Watts	George Fox College	44' 2"

JAVELIN

1. Rich Cleveland	Spring Arbor College	200' 0"
2. Phil Landes	Eastern Mennonite College	187' 1"
3. Mike Watts	George Fox College	185' 8"
4. Mark Pfeifer	Anderson College	181' 2"
5. Scott Olsen	Houghton College	171' 4"
6. Bob Graham	Geneva College	167' 6"



#### 400 METERS

*1.	Peter Scott	The King's College	47.78
2.	Dewitt Akers	Anderson College	48.72
3.	Paul Allen	Houghton College	49.95
4.	Paul Meriweather	Taylor University	50.55
5.	Dwight Siemens	John Brown University	50.72
6.	Tal Bates	Huntington College	50.75

#### 100 METERS

1.	Connell Nelson	Anderson College	10.98
2.	Brad Lamb	Anderson College	11.00
3.	Brad Perrott	Huntington College	11.09
4.	Todd Tingley	Olivet Nazarene College	11.13
5.	Joe Sullivan	Anderson College	11.15
6.	Mike Yoder	Taylor University	11.19

#### 800 METERS

1.	Rob Moore	Cedarville College	1:54.92
2.	Dave Getsinger	Spring Arbor College	1:55.11
3.	Mark Ellis	Anderson College	1:55.70
4.	Mark Yocum	Malone College	1:57.50
5.	Joe Merryman	Huntington College	1:58.54
6.	Trent Mays	Taylor University	1:59.00

#### 110 HIGH HURDLES

1.	Evans Bradley	Anderson College	14.97
2.	Dayshon Hall	Malone College	15.16
3.	Pedro Rosario	Taylor University	15.33
4.	Craig Caldwell	Anderson College	15.45
5.	Durand Barnes	Anderson College	15.49
6.	William Taylor	Taylor University	15.51

#### POLE VAULT

1.	Clancy Cruise	Cedarville College	15'
2.	Tim Pederson	Malone College	13' 6"
3.	Eric Shrum	Cedarville College	13' 6"
4.	Dave Chessor	Anderson College	13'
5.	Tim Fry	Huntington College	13'
6.	Phil Cruz	Cedarville College	12'

#### 400 METER HURDLES

*1.	Evans Bradley	Anderson College	53.10
2.	Monty Cosby	Anderson College	53.78
3.	Rich Stanislaw	Taylor University	53.91
4.	Duane Warvel	Marion College	54.99
5.	Pedro Rosario	Taylor University	55.33
6.	Durand Barnes	Anderson College	55.44

FINAL STANDINGS

1. Anderson College	182
2. Cedarville College	85
3. Taylor University	65
4. Malone College	60
5. Huntington College	36
6. Spring Arbor College	35
7. The King's College	26
8. George Fox College	25
9. Baptist Bible College	24
10. Olivet Nazarene College	22
11. Eastern Mennonite College	15
Northwestern College	15
13. Marion College	14
14. Houghton College	12
15. John Brown University	2
16. Geneva College	1
Trinity Christian College	1
Asbury College	0
Grace College	0
Roberts Wesleyan College	0

OUTSTANDING PERFORMER-1987 NATIONAL MEET

Peter Scott - The King's College

OUTSTANDING PERFORMER, DIVISION II 1987

NATIONAL MEET

Tom Welsh - Baptist Bible College

1987 NCCAA TRACK & FIELD COACH OF THE YEAR

Larry Maddox - Anderson College

WHEELER TRACK & FIELD AWARD

Dave Getsinger - Spring Arbor College

1987 NCCAA TRACK AND FIELD ALL-AMERICANS

Anderson College

Dewitt Akers  
Evans Bradley  
Mark Ellis  
Craig Ladig  
Brad Lamb  
Connell Nelson  
Joe Sullivan  
Brian Williams

Baptist Bible College

Greg Smalley  
Tom Welsh

Cedarville College

Clancy Cruise  
Tom Hill  
Rob Moore  
John Oswald

George Fox College

Mike Watts

The King's College

Peter Scott

Malone College

Mark McClure

Northwestern College

Peter Sola

Spring Arbor College

Rick Cleveland



FIFTEENTH ANNUAL NCCAA

MEN'S TRACK AND FIELD CHAMPIONSHIP RESULTS  
 Marion College - Marion, Indiana  
 May 1-2, 1987

MEN'S DISCUS

1. Mike Watts	George Fox College	151' 10"
2. Craig Ladig	Anderson College	143' 11½"
3. Pat Kuntz	Olivet Nazarene College	139' 7"
4. Mark Anderson	Anderson College	139' 4½"
5. Travis Bates	Huntington College	139' 2"
6. Bob Marchbank	Malone College	136' 11½"

10,000 METERS

1. John Oswald	Cedarville College	31:33.52
2. Eric Fillinger	Cedarville College	31:39.45
3. Bob Bragg	Taylor University	31:49.83
4. Kent Musall	Marion College	32:25.39
5. Jerry Gerig	Taylor University	32:55.36
6. John Cumbo	Malone College	32:59.45

HAMMER

1. Peter Sola	Northwestern College	143' 4"
2. Mike Watts	George Fox College	142' 6"
3. Mark Anderson	Anderson College	134' 8"
4. Bruce Beard	Taylor University	134' 7"
5. Shane Kelly	Anderson College	127' 9"
6. Mark Lowe	Malone College	125' 11"

TRIPLE JUMP

1. Greg Smalley	Babtist Bible College	44' 6"
2. Todd Cox	Olivet Nazarene College	43' 10¼"
3. Mike Ankrom	Huntington College	43' 9½"
4. Jim Samiec	Huntington College	42' 8 3/4"
5. Alvin Bailey	Anderson College	42' 3 3/4"
6. Ron Courier	Northwestern College	42' 1"

SHOT PUT

1. Craig Ladig	Anderson College	50' 8"
2. Mark Anderson	Anderson College	48' 4½"
3. Steve Seymour	Cedarville College	45'
4. Ken Browner	Taylor University	44' 9"
5. Bob Marchbank	Malone College	44' 6½"
6. Mike Watts	George Fox College	44' 2"

FIFTEENTH ANNUAL NCCAA

MEN'S TRACK AND FIELD CHAMPIONSHIP RESULTS

Marion College - Marion, Indiana

May 1-2, 1987

\* RECORD BROKEN

JAVELIN

1. Rick Cleveland	Spring Arbor	200' 0"
2. Phil Landes	Eastern Mennonite College	187' 1"
3. Mike Watts	Geroge Fox College	185' 8"
4. Mark Pfeifer	Anderson College	181' 2"
5. Scott Olsen	Houghton College	171' 4"
6. Bob Graham	Geneva College	167' 6"

400 METER RELAY

1. Sullivan, Akers Lamb, Nelson	Anderson College	42.09
2. Carpenter, Scholten Chapman, Kinney	Spring Arbor	43.42
3. Connor, Fowler Erb, Scott	The King's College	44.44
4. Farley, Erkens Oehler, Storbeck	Northwestern College	44.95
5. Meel, Hillis Dunham, Allen	Malone College	45.19
6. Hall, Harris Shade, Gladden	Malone College	45.19

3000 METER STEEPLECHASE

* 1. Tom Welsh	Babtist Bible College	9:22.82
2. Brian Shepherd	Taylor University	9:24.08
3. John Shriver	Malone College	9:27.47
4. Bob Bragg	Taylor University	9:33.94
5. Scott Cole	Spring Arbor	9:36.79
6. Matt Nieswender	Anderson College	9:47.87

1500 METERS

1. Brian Williams	Anderson College	3:52.06
2. Rob Moore	Cedarville College	3:53.64
3. Tom Hill	Cedarville College	3:57.14
4. Jeff Bingham	Anderson College	4:00.44
5. Dave Luce	Huntington College	4:01.93
6. Jerry Fresenko	Malone College	4:04.24

FIFTEENTH ANNUAL NCCAA

MEN'S TRACK AND FIELD CHAMPIONSHIP RESULTS

Marion College - Marion, Indiana

May 1-2, 1987

\* RECORD BROKEN

LONG JUMP

* 1.	Brad Lamb	Anderson College	23' 3/4"
2.	Mark McClure	Malone College	22' 1"
3.	Duane Warvel	Marion College	21' 10 1/2"
4.	Greg Smalley	Baptist Bible College	21' 8 1/2"
5.	Alvin Bailey	Anderson College	21' 7 1/4"
6.	Jim Sameic	Huntington College	21' 1/2"

HIGH JUMP

1.	Mark McClure	Malone College	6' 8"
2.	Phil Landes	Eastern Mennonite College	6' 8"
2.	Randy McCutcheon	Anderson College	6' 8"
4.	Bruce Woodruff	Olivet Nazarene College	6' 6"
5.	Joe Michalec	Taylor University	6' 6"
6.	Dan Cleveland	Spring Arbor	6' 6"

400 METERS

* 1.	Peter Scott	The King's College	47.78
2.	Dewitt Akers	Anderson College	48.72
3.	Paul Allen	Houghton College	49.95
4.	Paul Meriweather	Taylor University	50.55
5.	Dwight Siemens	John Brown University	50.72
6.	Tal Bates	Huntington College	50.75

100 METERS

1.	Connell Nelson	Anderson College	10.98
2.	Brad Lamb	Anderson College	11.00
3.	Brad Perrott	Huntington College	11.09
4.	Todd Tingley	Olivet Nazarene College	11.13
5.	Joe Sullivan	Anderson College	11.15
6.	Mike Yoder	Taylor University	11.19

800 METERS

1.	Rob Moore	Cedarville College	1:54.92
2.	Dave Getsinger	Spring Arbor	1:55.11
3.	Mark Ellis	Anderson College	1:55.70
4.	Mark Yocum	Malone College	1:57.50
5.	Joe Merryman	Huntington College	1:58.54
6.	Trent Mays	Taylor University	1:59.00

FIFTEENTH ANNUAL NCCAA

MEN'S TRACK AND FIELD CHAMPIONSHIP RESULTS  
Marion College - Marion, Indiana  
May 1-2, 1987

POLE VAULT

1. Clancy Cruise	Cedarville College	15'
2. Tim Pederson	Malone College	13' 6"
3. Eric Shrum	Cedarville College	13' 6"
4. Dave Chessor	Anderson College	13'
5. Tim Fry	Huntington College	13'
6. Phil Cruz	Cedarville College	12'

FIFTEENTH ANNUAL NCCAA

MEN'S TRACK AND FIELD CHAMPIONSHIP RESULTS

Marion College - Marion, Indiana

May 1-2, 1987

\* RECORD BROKEN

400 METER HURDLES

1.	Evans Bradley	Anderson College	53.10
2.	Monty Cosby	Anderson College	53.78
3.	Rich Stanislaw	Taylor University	53.91
4.	Duane Warvel	Marion College	54.99
5.	Pedro Rosario	Taylor University	55.33
6.	Durand Barnes	Anderson College	55.44

200 METERS

* 1.	Peter Scott	The King's College	21.34
2.	Brad Lamb	Anderson College	22.14
3.	Brad Perrott	Huntington College	22.14
4.	Mike Yoder	Taylor University	22.24
5.	Connell Nelson	Anderson College	22.54
6.	Dan Cupery	Trinity Christian College	23.74

5000 METERS

1.	Tom Hill	Cedarville College	14:58.69
2.	McKay, Dave	Malone College	15:04.31
3.	Rob Moore	Cedarville College	15:20.44
4.	Fillinger, Eric	Cedarville College	15:23.90
5.	Bob Bragg	Taylor University	15:27.57
6.	Roger Hawks	Anderson College	15:30.07

1600 METER RELAY

1.	Ellis, Bradley Williams, Akers	Anderson College	3:18.87
2.	Yoder, Foister Phinney, Stanislaw	Taylor University	3:23.72
3.	Carpenter, Courser Kinney, Getsinger	Spring Arbor	3:24.62
4.	Frane, Merryman Tillman, Bates	Huntington College	3:24.93
5.	Allen, Gidman Meel, Dunham	Houghton College	3:27.59
6.	Hyser, Yokum Fresenko, Shade	Malone College	3:30.21





George Fox College/Linfield College  
Portland State University/Chemeketa Community College

Newberg, Oregon  
April 25, 1987

- 12:00 HAMMER THROW: Dean L (171-10); Kobow L (155-8); Watts GF (148-10)  
Elkins GF (141-3); Hartmann CC (137-2); Prestianni L (120-0)  
Truax L (119-0)
- 12:30 SHOT PUT - Women: (Men follow) Tepper L (26-10); Kubik L (31-10)  
Benson PSU (nm); Olson CC (34-0); Greenwood L (34-6); Riggs CC  
(35-5); Fox GF (36-0)
- SHOT PUT - Men: Watts GF (45-10); Doherty PSU (44-7); Velarde PSU  
(41-10); Hartmann CC (40-10); Weeks L (39-11); Kobow L (39-10)  
Dean L (35-0)
- 12:30 LONG JUMP - Men: (Women follow) Martin CC (nd); Wakefield PSU (nd)  
Campbell PSU (nd); Albrecht L (nd); Mina CC (17-6); Melendy L (19-4)  
Nickell GF (20-1); Lewelling CC (21-4); Coonrod L (22-8)
- LONG JUMP - Women: Rittenhouse CC (14-0); White L (15-3); Woodside  
L (16-10)
- 12:30 HIGH JUMP - Women: (Men follow) Lee L (5-1); Woolsey GF (5-2)  
Lind L (5-3)
- HIGH JUMP - Men: Leeper GF (5-8); Tinnell L (5-10); Melendy L (6-0)  
Doherty PSU (6-2); Hanson L (6-2); Seymour L (6-4)
- 12:45 10,000 METERS - Men: Weisel L (nt); Frost L (nt)
- 10,000 METERS - Women: Haverstock GF (43:47.0)
- 12:45 POLE VAULT: Shelton L (nm); Elkins GF (nm); Velarde PSU (12-0)  
Seehafer L (12-0); Lewelling CC (12-0); Nickell GF (12-0); Eakin GF  
(14-0); Peters CC (14-6)
- After HT JAVELIN - Women: (Men follow) Riggs CC (98-0); Olson CC (98-0)  
Caste L (101-3); Wambidi L (116-9); Eggleston CC (132-2); Haltee L  
(141-6); Fox GF (142-7)
- JAVELIN - Men: (Women follow) Lewelling CC (130-0); Dempsey L  
(133-0); Elkins GF (nm); Mueller GF (162-7); Garvey L (165-0)  
Lambert CC (177-7); Wakefield PSU (177-9); Weeks L (180-9); Coste L  
(183-0); Watts GF (184-5); Nickell GF (190-6); Newberry GF (196-6)
- After LJ TRIPLE JUMP - Men: (Women follow) Christy GF (nd); Martin CC  
(41-8); Velarde PSU (41-10); Leeper GF (42-1); Prevedello L (43-9)  
Marsters L (44-3); Doherty PSU (44-7); Lewelling CC (45-3)
- TRIPLE JUMP - Women: Lee L (31-3); Woodside L (35-11)
- After SP DISCUS - Men: (Women follow) Pestianni L (nd); Truax L (nd)  
Lewelling CC (100-0); Hartmann CC (110-0); Weeks L (120-0); Nickell  
GF (123-3); Kobow L (124-0); Boyer PSU (141-5) Watts GF (151-5)
- DISCUS - Women: Benson PSU (nm); Wamboch L (80-4); Greenwood L  
(84-3); Eggleston CC (98-0); Watson CC (105-0); Olson CC (108-0)
- 1:30 400m RELAY - Women: 3: Linfield (Kubik, Woodside, Tepper, Jones)  
50.46 4: Chemeketa (Rittenhouse, Panther, Nisbitt, Wilson) 54.5
- 400m RELAY - Men: 4: George Fox (Onua, Mueller, Conley, Cummins)  
43.9 5: Linfield (Prevedello, Anderson, Marsters, Ewing) 43.9  
6: Portland State (Campbell, Howell, Young, Doherty) 44.2  
7: Chemeketa (Lewelling, Martin, Bayne, Peters) 45.5

BRUIN TRACK

2-18-87

1987

Men

- 1 CHRISTY, Del
- 2 COBB, Richie
- 3 CONLEY, Tim
- 4 CUMMINS, Scott
- 5 EAKIN, Rod
- 6 ELKINS, Dave
- 7 GRAHAM, Tim
- 8 LEEPER, Pat
- 9 MUELLER, David
- 10 NICKEL, David
- 11 ONUA, Adolphus
- 12 SWIGART, Randy
- 13 WALKER, Ken
- 14 WATTS, Mike

Women

- 1 FOX, Denise
- 2 HAVERSTOCK, Kali
- 3 HAWORTH, Elaine
- 4 LANG, Michelle
- 5 PETERSON, Dianne
- 6 SHIELDS, Marta
- 7 SPRINGER, Melanie
- 8 WOOLSEY, Sue

**NAIA DISTRICT II**  
**TRACK & FIELD CHAMPIONSHIPS MAY 8-9, 1987**  
**OFFICAL RESULTS**

**MEN'S 100 METER DASH**

PLACE	NAME	SCHOOL	TIME
1	Mark Caine	L&C	11.08
2	Mark Berry	SOSC	11.27
3	Tim Biamont	WOSC	11.29
4	Kurt Hargett	WOSC	11.36
5	Curtis Brown	LIN	11.42
6	Mark Anderson	LIN	11.47
7	Jeff Wiltsey	WU	11.59
8	Les Taylor	WOSC	12.01

**WOMEN'S 100 METER DASH**

PLACE	NAME	SCHOOL	TIME
1	Sharon Wegener	WOSC	12.71
2	Alisa Thomas	WU	13.14
3	Stephanie Payne	WU	13.17
4	Kathy Kubik	LIN	13.26
5	Jill Cochran	SOSC	13.38
6	Mary Tepper	LIN	13.42
7	Erin Weeks	WU	13.59
8	Shereen Reaney	L&C	13.62

**MEN'S 200 METER DASH**

PLACE	NAME	SCHOOL	TIME
1	Mark Caine	L&C	22.18
2	David Searce	WU	22.71
3	Tim Biamont	WOSC	22.80
4	Mark Berry	SOSC	22.87
5	Mike Gilbert	NNC	23.10
6	Nate Borchert	EOSC	23.93

**WOMEN'S 200 METER DASH**

PLACE	NAME	SCHOOL	TIME
1	Sharon Wegener	WOSC	25.71
2	Kari Larsen	L&C	25.99
3	Nicole Perry	L&C	26.01
4	Marta Shields	GFC	26.43
5	Kathy Staet	SOSC	26.66
6	Stephanie Payne	WU	26.91
7	Alisa Thomas	WU	27.16
8	Kathy Kubik	LIN	27.39

**MEN'S 400 METER DASH**

PLACE	NAME	SCHOOL	TIME
1	Mike Gilbert	NNC	48.96
2	Tim Conley	GFC	49.91
3	David Searce	WU	50.15
4	Gareth Pooleon	WU	50.86
5	Frank VanDyke	WOSC	51.42
6	Tim Dorsey	SOSC	52.49
7	Greg Beery	L&C	52.98

**WOMEN'S 400 METER DASH**

PLACE	NAME	SCHOOL	TIME
1	Kari Larsen	L&C	57.56
2	Nicole Perry	L&C	57.75
3	Marta Shields	GFC	1:00.71
4	Kathy Staet	SOSC	1:01.45
6	Linda Brown	WU	1:01.47
6	Carole Jones	EOSC	1:03.14
7	Irene Jones	WU	1:03.24
8	Christine Gillette	EOSC	1:03.59

**MEN'S 800 METER RUN**

PLACE	NAME	SCHOOL	TIME
1	Wes Tilgner	WOSC	1:53.21
2	Steve Yeager	NNC	1:55.59
3	Rob MacGinnitie	WU	1:55.72
4	Aaron Harding	SOSC	1:56.62
5	Jack Catton	WU	1:57.78
6	Bob Harris	L&C	1:58.16
7	Bob Craig	SOSC	2:01.39

**WOMEN'S 800 METER RUN**

PLACE	NAME	SCHOOL	TIME
1	Brenda Thwaite	WOSC	2:18.89
2	Meg Finaly	L&C	2:19.36
3	Jeannine Lama	L&C	2:19.95
4	Julie Blum	WU	2:24.19
5	Meliane Springer	GFC	2:26.11
6	Sandy Loop	WOSC	2:28.64
7	Jana Zellmer	NNC	2:29.41

NAIA DISTRICT II TRACK/FIELD CHAMPIONSHIPS OFFICAL RESULTS

**MEN'S 1500 METER RUN**

PLACE	NAME	SCHOOL	TIME
1	Wes Tilgner	WOSC	3:56.13
2	Ron Ares	L&C	4:00.71
3	Bob Craig	SOSC	4:01.56
4	Mike Appleton	EOSC	4:03.75
5	Brad Holbrook	SOSC	4:05.56
6	Mike Paddock	SOSC	4:05.99
7	Duke Ritenhouse	L&C	4:07.99
8	Jason Sele	WOSC	4:08.06
9	Jay Clark	NNC	4:13.94
10	Rob Wood	WOSC	4:22.70

**WOMEN'S 1500 METER RUN**

PLACE	NAME	SCHOOL	TIME
1	Kathryn O'Leary	WOSC	4:48.02
2	Julie Dimick	WOSC	4:51.6ht
3	Angela Thatcher	LIN	4:53.3ht
4	Melanie Leckenby	LIN	4:56.99
5	Kelli Cammack	WU	4:59.97
6	Sandy Loop	WOSC	5:05.74
7	Debra Dick	WOSC	5:07.1ht
8	Alica Tilzey	NNC	5:13.00

**MEN'S 3000 METER STEEPLECHASE**

PLACE	NAME	SCHOOL	TIME
1	Jason Sele	WOSC	9:25.49
2	Duke Ritenhouse	L&C	9:30.42
3	Mike Paddock	SOSC	9:35.85
4	Brad Holbrook	SOSC	9:49.44
5	John Oord	NNC	9:55.50
6	Ron Ares	L&C	9:59.29
7	Kevin Winfield	WOSC	10:02.04
8	Eric Hartmann	L&C	10:16.25

**WOMEN'S 3000 METER RUN**

PLACE	NAME	SCHOOL	TIME
1	Kathryn O'Leary	WOSC	10:41.74
2	Angela Thatcher	LIN	10:50.69
3	Nadine Price	LIN	11:04.06
4	Debra Dick	WOSC	11:10.8ht
5	Alica Tilzey	NNC	11:28.03
6	Michelle Lang	GFC	12:40.56

**MEN'S 5000 METER RUN**

PLACE	NAME	SCHOOL	TIME
1	Greg Miller	EOSC	15:15.76
2	Erick Landeen	WU	15:33.68
3	Kevin Wright	NNC	15:39.36
4	Dan Tow	LIN	15:47.11
5	Bob Julian	SOSC	15:48.66
6	David Jordan	WOSC	15:51.42
7	Brian Reick	WOSC	16:01.27
8	Joshua Sacon	SOSC	16:05.43
9	Brad Holbrook	SOSC	16:37.39
10	John Weisel	LIN	16:54.66

**WOMEN'S 5000 METER RUN**

PLACE	NAME	SCHOOL	TIME
1	Kristin Peterson	WU	18:51.23
2	Nadine Price	LIN	19:06.46
3	Angela Thatcher	LIN	19:12.77
4	Melanie Leckenby	LIN	19:18.32
5	Teresa Beeman	LIN	19:25.48
6	Julie Dimick	WOSC	19:27.32
7	Elaine Delsman	SOSC	19:40.48
8	Diane Peterson	GFC	21:37.62

**MEN'S 10,000 METER RUN**

PLACE	NAME	SCHOOL	TIME
1	Greg Miller	EOSC	32:13.67
2	Kevin Wright	NNC	33:12.73
3	Joshua Sacon	SOSC	33:40.90
4	John Weisel	LIN	34:46.12
5	Kevin Kelly	WU	35:04.17
6	Eric Jensen	EOSC	37:37.73

**WOMEN'S 10,000 METER RUN**

PLACE	NAME	SCHOOL	TIME
1	Elaine Delsman	SOSC	40:12.56
2	Chelly Tilzey	NNC	40:59.49
3	Teresa Beeman	LIN	41:20.16
4	Kali Haverstock	GFC	42:59.66

NAIA DISTRICT II TRACK/FIELD CHAMPIONSHIPS OFFICAL RESULTS

**MEN'S 10,000 METER WALK**

PLACE	NAME	SCHOOL	TIME
1	Randy Jacobs	WU	46:56.20
2	Troy O'Donnell	WU	53:12.94
3	Jeff Kilday	WU	53:53.9ht
4	Tom Mills	SOSC	57:49.64
5	Mitch Seal	EOSC	NT
6	Dave Jaconetti	WOSC	58:58.49

**WOMEN'S 800 MEDLEY RELAY**

PLACE	SCHOOL	TIME
1	L&C	1:48.66
2	SOSC	1:53.88
3	WOSC	1:54.59
4	LIN	1:55.28

**MEN'S 110 HIGH HURDLES**

PLACE	NAME	SCHOOL	TIME
1	Adolphus Onua	GFC	14.28
2	Tim Rupp	SOSC	14.94
3	Sam Lepray	WU	15.04
4	Scott Cummins	GFC	15.12
5	Darryl Stickers	WOSC	15.23
6	Dave Kelley	L&C	15.42
7	Dan Thomas	WU	15.55
8	Bob Cornes	WOSC	15.63

**WOMEN'S 100 METER HURDLES**

PLACE	NAME	SCHOOL	TIME
1	Shelly Woodside	LIN	15.56
2	Sharon Jensen	WOSC	15.75
3	Jill Cochran	SOSC	15.77
4	Lenny Wallace	SOSC	15.95
5	Val White	LIN	16.43
6	Lisa Lind	LIN	16.44
7	Liz Ardinger	L&C	16.61
8	Darcy Eastland	WOSC	17.03

**MEN'S 400 METER INTERMEDIATE HURDLES**

PLACE	NAME	SCHOOL	TIME
1	Bob DeVyldere	WU	53.76
2	Scott Cummins	GFC	56.03
3	Doug Rogers	LIN	56.04
4	Dan Thomas	WU	56.88
5	Jeff Willtsey	WU	58.16
6	Shawn Steen	EOSC	58.67

**WOMEN'S 400 METER LOW HURDLES**

PLACE	NAME	SCHOOL	TIME
1	Sharon Jensen	WOSC	1:05.25
2	Kris Russell	SOSC	1:07.19
3	Val White	LIN	1:08.18
4	Mindy Brown	SOSC	1:11.35
5	Linda Henderson	WOSC	1:12.65
6	Liz Ardinger	L&C	1:17.1ht

**MEN'S MARATHON**

PLACE	NAME	SCHOOL	TIME
1	John Oord	NNC	2:45.30
2	Joe Alueta	SOSC	2:52.44
3	Eric Jensen	EOSC	2:54.56
4	Chris Duquette	WU	2:55.45
5	Mike Del Donno	WU	3:00.48
6	Jay Coleman	WU	3:06.34

**WOMEN'S MARTHON**

PLACE	NAME	SCHOOL	TIME
1	Elaine Delsman	SOSC	3:07.17
2	Kali Haverstock	GFC	3:51.07



NAIA DISTRICT II TRACK/FIELD CHAMPIONSHIP OFFICAL RESULTS

**MEN'S 400 METER RELAY**

PLACE	SCHOOL	TIME
1	GFC	43.39
2	WU	43.59
3	LIN	43.73
4	SOSC	44.00
5	L&C	44.13
6	NNC	44.79
7	EOSC	45.24

**WOMEN'S 400 METER RELAY**

PLACE	SCHOOL	TIME
1	L&C	49.99
2	WOSC	50.95
3	SOSC	51.09
4	LIN	51.66
5	EOSC	56.37
6	WU	56.74

**MEN'S 1600 METER RELAY**

PLACE	SCHOOL	TIME
1	WOSC	3:22.52
2	GFC	3:22.57
3	WU	3:22.72
4	SOSC	3:26.70
5	LIN	3:27.79
6	NNC	3:26.89
7	EOSC	3:36.7ht

**WOMEN'S 1600 METER RELAY**

PLACE	SCHOOL	TIME
1	L&C	4:00.10
2	WOSC	4:00.77
3	SOSC	4:11.57
4	WU	4:12.41
5	LIN	4:13.70
6	EOSC	4:24.29

**MEN'S DECATHLON**

PLACE	NAME	SCHOOL	POINTS
1	Mike Gilbert	NNC	6256
2	Shawn Steen	EOSC	5991
3	David Nickell	GFC	5972
4	Darryl Stickles	WOSC	5928
5	Kurt Hargett	WOSC	5855
6	Scott Healy	WILL	5691
7	Kevin Taylor	SOSC	5666
8	Dwight French	WOSC	5634
9	Bob Cornes	WOSC	5552
10	Dan Thomas	WU	5473
11	Brad Melendy	LIN	5263
12	Jim Block	EOSC	5107
13	Dale Huemoeller	NNC	4900
14	Tim Rupp	SOSC	4847
15	Clint McClellan	SOSC	4787

**WOMEN'S HEPTATHLON**

PLACE	NAME	SCHOOL	POINTS
1	Sharon Jensen	WOSC	4651
2	Shannon Gates	SOSC	4039
3	Shelly Woodside	LIN	3608
4	Carole Jones	EOSC	3565
5	Val White	LIN	3480
6	Lenore Wallace	SOSC	3387
7	Stacey Lee	LIN	3264
8	Dianne Plogge	WOSC	2779

**MEN'S DISCUS**

PLACE	NAME	SCHOOL	DISTANCE
1	Soren Sorenson	WOSC	161-4
2	Randy Settell	SOSC	155-3
3	Mike Watts	GFC	144-8
4	Doug Sommer	WU	143-9
5	Steve Curl	NNC	142-3
6	Dale Osborne	SOSC	142-1
7	Eric Cooley	WU	137-0
8	Tim Stashin	SOSC	132-6
9	Arnold Wardwell	SOSC	130-0
10	Matt Lydum	WOSC	120-6

**WOMEN'S DISCUS**

PLACE	NAME	SCHOOL	DISTANCE
1	Debbie Settell	SOSC	128-2
2	Johanna Williams	EOSC	126-0
3	Diana McDonald	WU	119-10
4	Michelle Tomlinsen	WOSC	115-8
5	Dixie McCadden	EOSC	109-8 1/2
6	Rhonda Hardaway	NNC	100-0
7	Patti Stacey	EOSC	93-9
8	Camen Garwick	NNC	93-4

NAIA DISTRICT II TRACK/FIELD CHAMPIONSHIPS OFFICAL RESULTS

**MEN'S HIGH JUMP**

PLACE	NAME	SCHOOL	HEIGHT
1	Shaun Granger	SOSC	6-6
2	Shawn Steen	EOSC	6-4
3	Steve Seymour	LIN	6-2
3	Dwight French	WOSC	6-2
5	Lance Hansen	LIN	6-2
6	Rob Kliewer	WU	6-0
7	Will Waddell	EOSC	6-0
7	Bob Cornes	WOSC	6-0

**WOMEN'S HIGH JUMP**

PLACE	NAME	SCHOOL	HEIGHT
1	Sue Woolsey	GFC	5-4
2	Lisa Lind	LIN	5-4
3	Sharon Jensen	WOSC	5-4
4	Kelly Lovejoy	WOSC	5-2
5	Amy Bolger	L&C	5-2
6	Dianna Plagge	WOSC	5-2
7	Kami Gee	WOSC	5-0
8	Stacey Lee	LIN	4-8
8	Chrissy Gillette	EOSC	4-8

**MEN'S JAVELIN**

PLACE	NAME	SCHOOL	DISTANCE
1	Jim Williams	WU	208-5
2	Mike County	SOSC	197-10
3	Doug Edwards	NNC	189-5
4	David Nickell	GFC	185-11
5	Mike Watts	GFC	184-2
6	John Weeks	LIN	182-11
7	Sean Coste	LIN	175-1
8	Mark Garvey	LIN	173-6
9	Doug Ladd	WOSC	169-4
10	Ken Rankin	EOSC	168-4
11	Jim Block	EOSC	161-3
12	David Mueller	GFC	142-6

**WOMEN'S JAVELIN**

PLACE	NAME	SCHOOL	DISTANCE
1	Shannon Gates	SOSC	153-5
2	Leslie Johnson	L&C	145-0
3	Kim Halter	LIN	140-8
4	Denise Fox	GFC	140-3 1/2
5	Heidi Buckmaster	WU	137-2
6	Kris Ettner	SOSC	133-4
7	Karen Carpenter	NNC	129-3
8	Kami Gee	WOSC	127-1
9	Kellie Osborn	WOSC	111-11
10	Katie Wambach	LIN	111-8 1/2

**MEN'S LONG JUMP**

PLACE	NAME	SCHOOL	DISTANCE
1	Gareth Pooleon	WU	23-6 3/4
2	PJ Coonrod	LIN	22-4
3	Kurt Hargett	WOSC	22-0 1/4
4	Gerry Clark	WOSC	22-0 1/4
5	Kevin Connors	WU	21-6
6	Will Waddell	EOSC	21-6
7	Russ Burke	SOSC	21-5 1/4
8	Todd Chandler	SOSC	21-2 1/2
9	Scott Noren	SOSC	20-4 3/4
10	Ken Ouellette	L&C	20-3 1/2
11	Dale Huemoeller	NNC	18-8 1/4

**WOMEN'S LONG JUMP**

PLACE	NAME	SCHOOL	DISTANCE
1	Sharon Jensen	WOSC	17-7 1/4
2	Shereen Reaney	L&C	17-2 3/4
3	Shelly Woodside	LIN	17-0
4	Lisa Lind	LIN	16-5
5	Lara Wright	WU	16-3 1/2
6	Alisa Thomas	WU	16-2 3/4
7	Val White	LIN	15-4 1/4
8	Carole Jones	EOSC	15-3
9	Karen Wilcox	WU	14-9 3/4

NAIA DISTRICT II TRACK/FIELD CHAMPIONSHIPS OFFICAL RESULTS

**MEN'S SHOT PUT**

PLACE	NAME	SCHOOL	DISTANCE
1	Randy Settell	SOSC	59-8 1/2
2	Kim Brown	WOSC	52-1
3	Arnold Wardwell	SOSC	51-11 1/2
4	Mike County	SOSC	50-8 1/2
5	Soren Sorenson	WOSC	48-11
6	David Collins	WU	48-2
7	Hank Wyborney	NNC	48-0
8	Dale Osborne	SOSC	47-6 1/2
9	Steve Curl	NNC	47-6 1/2
10	Todd Danko	WOSC	44-3

**WOMEN'S SHOT PUT**

PLACE	NAME	SCHOOL	DISTANCE
1	Johana Williams	EOSC	41-8 1/2
2	Paige Daugherty	L&C	40-0
3	Debie Settell	SOSC	39-11 1/2
4	Diana McDonald	WU	39-10
5	Dixie McCadden	EOSC	37-5 1/2
6	Patti Stacey	EOSC	35-9
7	Karen Carpenter	NNC	35-6 1/2
8	Susan Greenwood	LIN	35-1 1/2

**MEN'S TRIPLE JUMP**

PLACE	NAME	SCHOOL	DISTANCE
1	Kevin Connors	WU	46-4 1/2
2	John Prevedello	LIN	43-10 1/2
3	Kele Marsters	LIN	43-5
4	Dwight French	WOSC	43-3 1/4
5	Ken Ouellette	L&C	42-8 1/2
6	Shaun Granger	SOSC	42-5 3/4
7	Scott Noren	SOSC	42-4 1/2
8	Russell Burke	SOSC	41-10 3/4
9	Pat Leeper	GFC	40-1 1/4

**WOMEN'S TRIPLE JUMP**

PLACE	NAME	SCHOOL	DISTANCE
1	Lara Wright	WU	36-1 3/4
2	Shelly Woodside	LIN	35-7 3/4
3	Stacey Lee	LIN	34-11 1/4
4	Kami Gee	WOSC	33-4 3/4
5	Shannon Gates	SOSC	32-10 1/4
6	Krys Duncan	L&C	32-6 1/4
7	Amy Bolger	L&C	31-7

**MEN'S HAMMER THROW**

PLACE	NAME	SCHOOL	DISTANCE
1	Soren Sorenson	WOSC	172-8
2	David Collins	WU	161-3
3	Doug Dean	LIN	160-7
4	Randy Settell	SOSC	155-7
5	Matt Lydum	WOSC	151-10
6	Mike Watts	GFC	150-6
7	Kyle Kobow	LIN	148-8
8	Dave Elkins	GFC	137-11
9	Dan Gorman	WOSC	132-9

**MEN'S POLE VAULT**

PLACE	NAME	SCHOOL	HEIGHT
1	Kevin Taylor	SOSC	15-0
2	Mike Gilbert	NNC	14-4
3	Jeff Fowler	WU	13-4
4	Mike Gile	WU	13-4
5	Dave Elkins	GFC	13-4
6	Jeff Houts	L&C	13-0
7	Rod Eakin	GFC	12-0

DISTRICT II TRACK/FIELD CHAMPIONSHIP WOMEN'S SCORESHEET

<b>EVENTS</b>	<b>EASTERN</b>	<b>GEORGE FOX</b>	<b>LEWIS&amp;CLARK</b>	<b>LINFIELD</b>	<b>NAZARENE</b>	<b>SOUTHERN</b>	<b>WESTERN</b>	<b>WILLAMETTE</b>
Marathon	0	8	0	0	0	10	0	0
Heptathlon	4	0	0	8	0	9	10	0
Discus Throw	10	0	0	0	1	10	4	6
Long Jump	0	0	8	10	0	0	10	3
800 Meter Medley Relau	0	0	10	4	0	8	6	0
10,000 Meter Run	0	4	0	6	8	10	0	0
High Jump	0	10	2	8	0	0	11	0
3000 Meter Run	0	1	0	14	2	0	14	0
Javelin Throw	0	4	8	6	0	11	0	2
Shotput	13	0	8	0	0	6	0	4
Triple Jump	0	0	1	14	0	2	4	10
400 Meter Relay	2	0	10	4	0	6	8	1
1500 Meter Run	0	0	0	10	0	0	19	2
100 Meter Hurdles	0	0	0	13	0	10	8	0
400 Meter Dash	1	6	18	0	0	4	0	2
100 Meter Dash	0	0	0	5	0	2	10	14
800 Meter Run	0	2	14	0	0	0	11	4
400 Meter Low Hurdles	0	0	1	6	0	12	12	0
200 Meter Dash	0	4	14	0	0	2	10	1
5000 Meter Run	0	0	0	20	0	0	1	10
1600 Meter Relay	1	0	10	2	0	6	8	4
<b>TOTAL POINTS</b>	<b>31</b>	<b>39</b>	<b>104</b>	<b>130</b>	<b>11</b>	<b>108</b>	<b>146</b>	<b>63</b>
<b>TEAM PLACE</b>	<b>7</b>	<b>6</b>	<b>4</b>	<b>2</b>	<b>8</b>	<b>3</b>	<b>1</b>	<b>5</b>

DISTRICT II TRACK/FIELD CHAMPIONSHIP MEN'S SCORESHEET

EVENTS	EASTERN	GEORGE FOX	LEWIS&CLARK	LINFIELD	NAZARENE	SOUTHERN	WESTERN	WILLAMETTE
Marathon	6	0	0	0	10	8	0	7
Decathlon	8	6	0	0	10	0	6	1
Hammer Throw	0	1	0	6	0	4	12	8
Discus Throw	0	6	0	0	2	9	10	4
Long Jump	1	0	0	8	0	0	10	12
10,000 Meter Run	11	0	0	4	8	6	0	2
High Jump	8	0	0	7	0	10	5	1
3000 Meter Steeplechase	0	0	9	0	2	10	10	0
Javelin Throw	0	6	0	1	6	8	0	10
Shotput	0	0	0	0	0	20	10	1
Pole Vault	0	2	1	0	8	10	0	10
Triple Jump	0	0	2	14	0	1	4	10
10,000 Meter Walk	2	0	0	0	0	4	1	24
400 Meter Relay	0	10	2	6	1	4	0	8
1500 Meter Run	4	0	8	0	0	9	10	0
110 High Hurdles	0	14	1	0	0	8	2	6
400 Meter Dash	0	8	0	0	10	1	2	10
100 Meter Dash	0	0	10	3	0	8	10	0
800 Meter Run	0	0	1	0	8	4	10	8
400 Intermediate Hurdles	1	8	0	6	0	0	0	16
200 Meter Dash	1	0	10	0	2	4	6	8
5000 Meter Run	10	0	0	4	6	2	1	8
1600 Meter Relay	0	8	0	2	1	4	10	6
<b>TOTAL POINTS</b>	<b>52</b>	<b>69</b>	<b>44</b>	<b>61</b>	<b>74</b>	<b>134</b>	<b>119</b>	<b>160</b>
<b>TEAM PLACE</b>	<b>7</b>	<b>5</b>	<b>8</b>	<b>6</b>	<b>4</b>	<b>2</b>	<b>3</b>	<b>1</b>



NAIA DISTRICT II TRAKC/FIELD CHAMPIONSHIPS OFFICAL RESULTS

**EVENTS**

Marathon  
 Decathlon  
 Heptathlon  
 Hammer Throw  
 Discus Throw  
 Long Jump  
 10,000 Meter Run  
 High Jump  
 3000 Meter Steeplechase  
 3000 Meter Run  
 Javelin Throw  
 800 Meter Medley Relay  
 Shotput  
 Pole Vault  
 10,000 Meter Walk  
 Triple Jump  
 400 Meter Relay  
 1500 Meter Run  
 110 High Hurdles  
 100 Meter Hurdles  
 400 Meter Dash  
 100 Meter Dash  
 800 Meter Run  
 400 Intermediate Hurdles  
 400 Meter Low Hurdles  
 200 Meter Dash  
 5000 Meter Run  
 1600 Meter Relay

**MEN'S CHAMPIONS**

John Oord (NNC)  
 Mike Gilbert (NNC)  
  
 Soren Sorenson (WOSC)  
 Soren Sorenson (WOSC)  
 Gareth Pooleon (WU)  
 Greg Miller (EOSC)  
 Shaun Granger (SOSC)  
 Jason Sele (WOSC)  
  
 Jim Williams (WU)  
  
 Randy Settell (SOSC)  
 Kevin Taylor (SOSC)  
 Randy Jacobs (WU)  
 Kevin Connors (WU)  
 George Fox College  
 Wes Tilgner (WOSC)  
 Adolphus Onua (GFC)  
  
 Mike Gilbert (NNC)  
 Mark Caine (L&C)  
 Wes Tilgner (WOSC)  
 Bob Devyldere (WU)  
  
 Mark Caine (L&C)  
 Greg Miller (EOSC)  
 Western Oregon State

**WOMEN'S CHAMPIONS**

Elaine Delsman (SOSC)  
  
 Sharon Jensen (WOSC)  
  
 Debbie Settell (SOSC)  
 Sharon Jensen (WOSC)  
 Elaine Delsman (SOSC)  
 Sue Woolsey (GFC)  
  
 Kathryn O'Leary (WOSC)  
 Shannon Gates (SOSC)  
 Lewis and Clark College  
 Johana Williams (EOSC)  
  
 Lara Wright (WU)  
 Lewis and Clark College  
 Kathryn O'Leary (WOSC)  
  
 Shelly Woodside (LIN)  
 Kari Larsen (L&C)  
 Sharon Wegener (WOSC)  
 Brenda Thwaite (WOSC)  
  
 Sharon Jensen (WOSC)  
 Sharon Wegener (WOSC)  
 Kristin Peterson (WU)  
 Lewis and Clark College

**Outstanding Athlete:**

Wes Tilgner (WOSC)

Sharon Jensen (WOSC)

**Team Champion:**

Willamette

Western Oregon

**Coach Of The Year:**

Charles Bowles (WU)

Don Spinas (WOSC)

# NAIA District II Track and Field Championship

## Official Results

### MEN'S MARATHON RUN

PLACE	NAME	SCHOOL	TIME
1	John Dord	NMC	2:45.30
2	Joe Alueta	SOSC	2:52.44
3	Eric Jensen	EOSC	2:54.56
4	Chris Duquette	WU	2:55.45
5	Mike DeDonno	WU	3:00.48
6	Jay Coleman	WU	3:06.34

### WOMEN'S MARATHON RUN

PLACE	NAME	SCHOOL	TIME
1	Elaine Delsman	SOSC	3:07.17
2	Kali Haverstock	GFC	3:51.07

### MEN'S DECATHLON

PLACE	NAME	SCHOOL	POINTS
1	Mike Gilbert	NMC	6256
2	Shawn Steen	EOSC	5991
3	David Nickell	GFC	5940
4	Darryl Stickles	WOSC	5928
5	Kurt Hargett	WOSC	5855
6	Scott Healy	WILL	5691
7	Kevin Taylor	SOSC	5666
8	Dwight French	WOSC	5634

### WOMEN'S HEPTATHLON

PLACE	NAME	SCHOOL	POINTS
1	Sharon Jensen	WOSC	4651
2	Shannon Gates	SOSC	4039
3	Shelly Woodside	LIN	3608
4	Carole Jones	EOSC	3565
5	Val White	LIN	3480
6	Lenore Wallace	SOSC	3387

### MEN'S HAMMER THROW FINAL

PLACE	NAME	SCHOOL	DISTANCE
1	Soren Sorenson	WOSC	172-8
2	David Collins	WU	161-3
3	Doug Dean	LIN	160-7
4	Randy Settell	SOSC	155-7
5	Matt Lydum	WOSC	151-10
6	Mike Watts	GFC	150-6
7	Kyle Kobow	LIN	148-8
8	Dave Elkins	GFC	137-11
9	Dan Gorman	WOSC	132-9

### WOMEN'S 800 MEDLEY RELAY FINAL

PLACE	LANE	SCHOOL	TIME
1	4	L&C	1:48.66
2	3	SOSC	1:53.88
3	5	WOSC	1:54.59
4	2	LIN	1:55.28

### MEN'S 10,000 METER RUN FINAL

PLACE	NAME	SCHOOL	TIME
1	Greg Miller	EOSC	32:13.67
2	Kevin Wright	NMC	33:12.73
3	Joshua Sacon	SOSC	33:40.90
4	John Weisel	LIN	34:46.12
5	Kevin Kelly	WU	35:04.17
6	Eric Jensen	EOSC	37:37.73

### MEN'S DISCUS FINAL

PLACE	NAME	SCHOOL	DISTANCE
1	Soren Sorenson	WOSC	161-4
2	Randy Settell	SOSC	155-3
3	Mike Watts	GFC	144-8
4	Doug Sommer	WU	143-9
5	Steve Curl	NMC	142-3
6	Dale Osborne	SOSC	142-1
7	Eric Cooley	WU	137-0
8	Tim Stashin	SOSC	132-6
9	Arnold Wardwell	SOSC	130-0
10	Matt Lydum	WOSC	120-6

## RESULTS OF FRIDAY PRELIMS PAGE 2

## MEN'S 800 METER RUN PRELIMS

HEAT 1				
PLACE	LANE	NAME	SCHOOL	TIME
1	5	Wes Tilgner	WOSC	1:55.23
2	3	Mike Appleton	EDSC	1:56.54
3	2	Bob Harris	L&C	<del>1:56.66</del> 1:56.66
4	8	Aaron Harding	SOSC	1:56.99
5		Rob Wood	WOSC	1:58.33
6		Jeff McDonald	EDSC	1:59.26
7		Tim Graham	GFC	2:02.2

HEAT 2				
b		Randy Swigart	GFC	<del>1:56.84</del> 1:59.93
2	6	Bob Craig	SOSC	1:57.31
3	7	Jack Catton	WU	1:57.66
14	4	Rob MacGinnitie	WU	<del>1:57.70</del> 1:58.01
5		Ed Esse	WOSC	1:58.56
86		Will Stanton	LIN	<del>1:59.93</del> 2:03.39
7		Scott Voyles	LIN	2:00.78
48	1	Steve Yeager	NNC	<del>2:03.39</del> 1:57.70

## MEN'S 400 METERS IH PRELIMS

HEAT 1				
PLACE	LANE	NAME	SCHOOL	TIME
1	5	Bob DeVylidere	WU	55.66
2	3	Tim Rupp	SOSC	55.90
3	7	Scott Cummins	GFC	56.78
4	1	Doug Rogers	LIN	56.97
5		Dave Kelley	L&C	57.79
6		Don Mespelt	WU	58.57
7		Shawn White	NNC	63.34

HEAT 2				
1	4	Dan Thomas	WU	56.80
2	6	Shawn Steen	EDSC	58.01
3	2	Sam Lapray	WU	58.32
4	8	Jeff Wiltsey	WU	58.36
5		Dan Watkins	WOSC	58.39
6		Gareth Pooleon	WU	60.91

## WOMEN'S 200 METER DASH PRELIMS

HEAT 1				
PLACE	LANE	NAME	SCHOOL	TIME
1	5	Nicole Perry	L&C	26.11
2	6	Marta Shields	GFC	26.71
3	7	Kathy Staat	SOSC	26.73
4	8	Kathy Kubik	LIN	27.34
5		Jill Cochran	SOSC	28.38

HEAT 2				
1	4	Kari Larsen	L&C	26.1
2	3	Sharon Wegener	WOSC	26.89
3	2	Stephanie Payne	WU	27.21
4	1	Alisa Thomas	WU	27.39
5		Darci Eastland	WOSC	28.71
6		Linda Henderson	WOSC	29.44

## MEN'S 200 METER DASH PRELIMS

HEAT 1				
PLACE	LANE	NAME	SCHOOL	TIME
1	4	David Searce	WU	22.99
2	6	Mark Berry	SOSC	23.01
3	7	Les Taylor	WOSC	23.24
4	8	Mike Gilbert	NNC	23.23
5		Mark Anderson	LIN	23.37
6		David Mueller	GFC	24.49

HEAT 2				
1	5	Mark Caine	L&C	22.38
2	3	Keith Ussery	WOSC	22.41
3	2	Tim Biamont	WOSC	23.09
4	1	Nate Borchert	EDSC	23.74
5		Antwionne Brooks	EDSC	24.48

NAIA DISTRICT II TRACK/FIELD CHAMPIONSHIP OFFICIAL RESULTS

**WOMEN'S 10,000 METER RUN FINAL**

PLACE	NAME	SCHOOL	TIME
1	Elaine Delsman	SOSC	40:12.56
2	Chelly Tilzey	NMC	40:59.49
3	Teresa Beeman	LIN	41:20.16
4	Kali Haverstock	GFC	42:59.66

**MEN'S LONG JUMP**

PLACE	NAME	SCHOOL	DISTANCE
1	Gareth Pooleon	WU	23-6 3/4
2	PJ Coonrod	LIN	22-4
3	Kurt Hargett	WOSC	22-0 1/4
4	Gerry Clark	WOSC	22-0 1/4
5	Kevin Connors	WU	21-6
6	Will Waddell	EOOSC	21-6
7	Russ Burke	SOSC	21-5 1/4
8	Todd Chandler	SOSC	21-2 1/2
9	Scott Noren	SOSC	20-4 3/4
10	Ken Ouellette	L&C	20-3 1/2
11	Dale Huemoeller	NMC	18-8 1/4

**WOMEN'S 3000 METER RUN FINAL**

PLACE	NAME	SCHOOL	TIME
1	Kathryn O'Leary	WOSC	10:41.74
2	Angela Thatcher	LIN	10:50.69
3	Nadine Price	LIN	11:04.06
4	Debra Dick	WOSC	11:10.8
5	Alica Tilzey	NMC	11:28.03
6	Michelle Lang	GFC	12:40.56

**WOMEN'S DISCUS THROW**

PLACE	NAME	SCHOOL	DISTANCE
1	Debbie Settell	SOSC	128-2
2	Johanna Williams	EOOSC	126-0
3	Diana McDonald	WU	119-10
4	Michelle Tomlinsen	WOSC	115-8
5	Dixie McCadden	EOOSC	109-8 1/2
6	Rhonda Hardaway	NMC	100-0
7	Patti Stacey	EOOSC	93-9
8	Camen Garwick	NMC	93-4

**MEN'S HIGH JUMP**

PLACE	NAME	SCHOOL	HEIGHT
1	Shaun Granger	SOSC	6-6
2	Shawn Steen	EOOSC	6-4
3	Steve Seymour	LIN	6-2
3	Dwight French	WOSC	6-2
5	Lance Hansen	LIN	6-2
6	Rob Kliewer	WU	6-0
7	Will Waddell	EOOSC	6-0
7	Bob Cornes	WOSC	6-0

**WOMEN'S LONG JUMP**

PLACE	NAME	SCHOOL	DISTANCE
1	Sharon Jensen	WOSC	17-7 1/4
2	Shereen Reaney	L&C	17-2 3/4
3	Shelly Woodside	LIN	17-0
4	Lisa Lind	LIN	16-5
5	Lara Wright	WU	16-3 1/2
6	Alisa Thomas	WU	16-2 3/4
7	Val White	LIN	15-4 1/4
8	Carole Jones	EOOSC	15-3
9	Karen Wilcox	WU	14-9 3/4

**MEN'S 3000 METER STEEPLECHASE FINAL**

PLACE	NAME	SCHOOL	TIME
1	Jason Sele	WOSC	9:25.49
2	Duke Ritenhouse	L&C	9:30.42
3	Mike Paddock	SOSC	9:35.85
4	Brad Holbrook	SOSC	9:49.44
5	John Oord	NMC	9:55.50
6	Ron Ares	L&C	9:59.29
7	Kevin Winfield	WOSC	10:02.04
8	Eric Hartmann	L&C	10:16.25

## RESULTS OF FRIDAY PRELIMS

## MEN'S 110 HIGH HURDLES PRELIMS

HEAT 1				
PLACE	LANE	NAME	SCHOOL	TIME
1	5	Adolphus Onua	GFC	14.64
2	3	Tim Rupp	SOSC	15.08
3	7	Dave Kelley	L&C	15.52
4	1	Dan Thomas	WU	15.87
5		Kevin Taylor	SOSC	15.92
6		John Albrecht	LIN	16.12
7		Dave Hodl	LIN	16.69
HEAT 2				
PLACE	LANE	NAME	SCHOOL	TIME
1	4	Sam Lapray	WU	15.21
2	6	Scott Cummins	GFC	15.52
3	2	Darryl Stickers	WOSC	15.70
4	8	Bob Cornes	WOSC	15.71
5		Bob DeVyldere	WU	15.81
6		Shawn Steen	EOSC	16.09
7		Mike Castro	EOSC	17.01
8		Dale Huemoeller	NNC	17.53

## WOMEN'S 400 METER DASH PRELIMS

HEAT 1				
PLACE	LANE	NAME	SCHOOL	TIME
1	5	Nicole Perry	L&C	58.74
2	3	Marta Shields	GFC	61.40
3	7	Christine Gillette	EOSC	63.65
4	1	Irene Jones	WU	64.96
5		Elaine Haworth	GFC	67.56
HEAT 2				
PLACE	LANE	NAME	SCHOOL	TIME
1	4	Kari Larsen	L&C	59.59
2	6	Carole Jones	EOSC	62.83
3	2	Linda Brown	WU	63.34
4	8	Kathy Staat	SOSC	64.2
5		Margaret Doherty	EOSC	65.04

## MEN'S 400 METER DASH PRELIMS

HEAT 1				
PLACE	LANE	NAME	SCHOOL	TIME
1	1	Mike Gilbert	NNC	50.88
2	8	Tim Conley	GFC	51.28
3	4	Gareth Pooleon	WU	52.70
4		Tony Willie	WU	53.46
HEAT 2				
PLACE	LANE	NAME	SCHOOL	TIME
1	5	Keith Ussery	WOSC	50.53
2	6	David Scearce	WU	51.26
3	3	Frank VanDyke	WOSC	51.73
4	7	Greg Beery	L&C	52.63
5	2	Tim Dorsey	SOSC	52.66

## MEN'S 100 METER DASH PRELIMS

HEAT 1				
PLACE	LANE	NAME	SCHOOL	TIME
1	5	Mark Caine	L&C	11.16
2	6	Curtis Brown	LIN	11.46
3	2	Mark Anderson	LIN	11.56
4	8	Jeff Wiltsey	WU	11.59
5		Antwionne Brooks	EOSC	11.72
6		Darrick Cope	EOSC	11.88
7		Nate Borchert	EOSC	12.06
HEAT 2				
PLACE	LANE	NAME	SCHOOL	TIME
1	4	Robin Milakovich	NNC	
2	7	Mark Berry	SOSC	11.0
2	3	Kurt Hargett	WOSC	11.2
2	3	Les Taylor	WOSC	11.2
4	1	Tim Biamont	WOSC	11.21
5		David Mueller	GFC	11.86

## WOMEN'S 100 METER HURDLES PRELIMS

HEAT 1				PLACE	NAME	SCHOOL	TIME		
PLACE	LANE	NAME	SCHOOL	TIME	HEAT 2				
1	5	Shelly Woodside	LIN	15.68	1	4	Sharon Jensen	WOSC	16.14
2	3	Val White	LIN	16.20	2	6	Jill Cochran	SOSC	16.54
3	7	Lenny Wallace	SOSC	16.76	3	2	Liz Ardinger	L&C	16.61
4	1	Darcy Eastland	WOSC	17.29	4	8	Lisa Lind	LIN	16.76
5		Shannon Gates	SOSC	17.40	5		Trudy Rose	EOSC	18.06



NAIA DISTRICT II TRACK/FIELD CHAMPIONSHIP (men)

<b>EVENTS</b>	<b>EASTERN</b>	<b>GEORGE FOX</b>	<b>LINFIELD</b>	<b>LEWIS&amp;CLARK</b>	<b>NAZARENE</b>	<b>SOUTHERN</b>	<b>WESTERN</b>	<b>WILLAMETTE</b>
Marathon	6	0	0	0	10	8	0	7
Decathlon	8	6	0	0	10	0	6	1
Hammer Throw	0	1	6	0	0	4	12	8
Discus Throw	0	6	0	0	2	9	10	4
Long Jump	1	0	8	0	0	0	10	12
10,000 Meter Run	11	0	4	0	8	6	0	2
High Jump	8	0	7	0	0	10	5	1
3000 Meter Steeplechase	0	0	0	9	2	10	10	0
Javelin Throw								
Shotput								
Pole Vault								
Triple Jump								
400 Meter Relay								
1500 Meter Run								
110 High Hurdles								
400 Meter Dash								
100 Meter Dash								
800 Meter Run								
400 Intermediate Hurdles								
200 Meter Dash								
5000 Meter Run								
1600 Meter Relay								
<b>TOTAL POINTS</b>	<b>34</b>	<b>13</b>	<b>25</b>	<b>9</b>	<b>32</b>	<b>47</b>	<b>53</b>	<b>35</b>
<b>TEAM PLACE</b>								

NAIA DISTRICT II TRACK/FIELD CHAMPIONSHIP (women)

<b>EVENTS</b>	<b>EASTERN</b>	<b>GEORGE FOX</b>	<b>LINFIELD</b>	<b>LEWIS&amp;CLARK</b>	<b>NAZARENE</b>	<b>SOUTHERN</b>	<b>WESTERN</b>	<b>WILLAMETTE</b>
Marathon	4	0	8	0	0	9	10	0
Heptathlon	0	8	0	0	0	10	0	0
Discus Throw	10	0	0	0	1	10	4	6
Long Jump	0	0	10	8	0	0	10	3
800 Meter Relau	0	0	4	10	0	8	6	0
10,000 Meter Run	0	4	6	0	8	10	0	0
High Jump								
3000 Meter Run	0	1	14	0	2	0	14	0
Javelin Throw								
Shotput								
Triple Jump								
400 Meter Relay								
1500 Meter Run								
110 High Hurdles								
400 Meter Dash								
100 Meter Dash								
800 Meter Run								
400 Intermediate Hurdles								
200 Meter Dash								
5000 Meter Run								
1600 Meter Relay								
<b>TOTAL POINTS</b>	14	13	42	18	11	47	44	9
<b>TEAM PLACE</b>	5	6	3	4	7	1	2	8*

LANE ASSIGNMENTS FOR SATURDAY'S FINALS

**MEN'S 110 HIGH HURDLES FINAL**

LANE	NAME	SCHOOL
1	Dan Thomas	WU
2	Darryl Stickers	WOSC
3	Tim Rupp	SOSC
4	Sam Lapray	WU
5	Adolphus Onua	GFC
6	Scott Cummins	GFC
7	Dave Kelley	L&C
8	Bob Cornes	WOSC

**MEN'S 400 METER DASH FINAL**

LANE	NAME	SCHOOL
1	Greg Beery	L&C
2	Gareth Pooleon	WU
3	David Scearce	WU
4	Mike Gilbert	NNC
5	Keith Ussery	WOSC
6	Tim Conley	GFC
7	Frank VanDyke	WOSC
8	Tim Dorsey	SOSC

**MEN'S 100 METER DASH FINAL**

LANE	NAME	SCHOOL
1	Tim Biarnont	WOSC
2	Mark Anderson	LIN
3	Les Taylor	WOSC
4	Mark Berry	SOSC
5	Mark Caine	L&C
6	Curtis Brown	LIN
7	Kurt Hargett	WOSC
8	Jeff Wiltsey	WU

**MEN'S 800 METER RUN FINAL**

LANE	NAME	SCHOOL
1	Steve Yeager	NNC
2	Bob Harris	L&C
3	Mike Appleton	EDSC
4	Rob MacGinnitie	WU
5	Wes Tilgner	WOSC
6	Bob Craig	SOSC
7	Jack Catton	WU
8	Aaron Harding	SOSC

**WOMEN'S 100 METER HURDLES FINAL**

LANE	NAME	SCHOOL
1	Darcy Eastland	WOSC
2	Liz Ardinger	L&C
3	Val White	LIN
4	Sharon Jensen	WOSC
5	Shelly Woodside	LIN
6	Jill Cochran	SOSC
7	Lenny Wallace	SOSC
8	Lisa Lind	LIN

**WOMEN'S 400 METER DASH FINAL**

LANE	NAME	SCHOOL	TIME
1	Irene Jones	WU	64.96
2	Linda Brown	WU	63.34
3	Marta Shields	GFC	61.40
4	Kari Larsen	L&C	59.59
5	Nicole Perry	L&C	58.74
6	Carole Jones	EDSC	62.83
7	Christine Gillette	EDSC	63.65
8	Kathy Staat	SOSC	64.2

**MEN'S 400 METERS IH FINAL**

LANE	NAME	SCHOOL
1	Doug Rogers	LIN
2	Sam Lapray	WU
3	Tim Rupp	SOSC
4	Dan Thomas	WU
5	Bob DeVyldere	WU
6	Shawn Steen	EDSC
7	Scott Cummins	GFC
8	Jeff Wiltsey	WU

**WOMEN'S 200 METER DASH FINAL**

LANE	NAME	SCHOOL
1	Alisa Thomas	WU
2	Stephanie Payne	WU
3	Sharon Wegener	WOSC
4	Kari Larsen	L&C
5	Nicole Perry	L&C
6	Marta Shields	GFC
7	Kathy Staat	SOSC
8	Kathy Kubik	LIN

**MEN'S 200 METER DASH PRELIMS**

LANE	NAME	SCHOOL
1	Nate Borchert	EDSC
2	Tim Biamont	WOSC
3	Keith Ussery	WOSC
4	David Scearce	WU
5	Mark Caine	L&C
6	Mark Berry	SOSC
7	Les Taylor	WOSC
8	Mike Gilbert	NNC

George Fox

RESULTS OF FRIDAY PRELIMS PAGE 1

**MEN'S 110 HIGH HURDLES PRELIMS**

**HEAT 1**

PLACE	LANE	NAME	SCHOOL	TIME
	1	Kevin Taylor	SOSC	
	2	Dave Kelley	L&C	
	3	Tim Rupp	SOSC	
	4	Dave Hodl	LIN	
	5	Dan Thomas	WU	
	6	Adolphus Onua	GFC	
	7	John Albrecht	LIN	

**HEAT 2**

	1	Mike Castro	EOSC	
	2	Bob Cornes	WOSC	
	3	Scott Cummins	GFC	
	4	Darryl Stickles	WOSC	
	5	Bob DeVyldere	WU	
	6	Shawn Steen	EOSC	
	7	Sam Lapray	WU	
	8	Dale Huemoeller	NNC	

**WOMEN'S 400 METER DASH PRELIMS**

**HEAT 1**

PLACE	LANE	NAME	SCHOOL	TIME
	2	Irene Jones	WU	
	3	Elaine Haworth	GFC	
	4	Marta Shields	GFC	
	5	Christine Gillette	EOSC	
	6	Nicole Perry	L&C	

**HEAT 2**

	2	Linda Brown	WU	
	3	Margaret Doherty	EOSC	
	4	Kathy Staat	SOSC	
	5	Carole Jones	EOSC	
	6	Karl Larsen	L&C	

**MEN'S 400 METER DASH PRELIMS**

**HEAT 1**

PLACE	LANE	NAME	SCHOOL	TIME
	3	Mike Gilbert	NNC	
	4	Gareth Pooleon	WU	
	5	Tim Conley	GFC	
	6	Tony Willie	WU	

**HEAT 2**

	3	Keith Ussery	WOSC	
	4	Greg Beery	L&C	
	5	David Searce	WU	
	6	Frank VanDyke	WOSC	
	7	Tim Dorsey	SOSC	

**MEN'S 100 METER DASH PRELIMS**

**HEAT 1**

PLACE	LANE	NAME	SCHOOL	TIME
	2	Darrick Cope	EOSC	
	3	Antwionne Brooks	EOSC	
	4	Curtis Brown	LIN	
	5	Mark Caine	L&C	
	6	Mark Anderson	LIN	
	7	Jeff Wiltsey	WU	
	8	Nate Borchert	EOSC	

**HEAT 2**

	2	Robin Milakovich	NNC	
	3	Tim Biamont	WOSC	
	4	Kurt Hargett	WOSC	
	5	David Mueller	GFC	
	6	Mark Berry	SOSC	
	7	Les Taylor	WOSC	

**WOMEN'S 100 METER HURDLES PRELIMS**

**HEAT 1**

PLACE	LANE	NAME	SCHOOL	TIME
	2	Val White	LIN	
	3	Lenny Wallace	SOSC	
	4	Shannon Gates	SOSC	
	5	Darcy Eastland	WOSC	
	6	Shelly Woodside	LIN	

**HEAT 2**

PLACE	LANE	NAME	SCHOOL	TIME
	2	Sharon Jensen	WOSC	
	3	Liz Ardinger	L&C	
	4	Jill Cochran	SOSC	
	5	Trudy Rose	EOSC	
	6	Lisa Lind	LIN	

RESULTS OF FRIDAY PRELIMS PAGE 2

**MEN'S 800 METER RUN PRELIMS**

HEAT 1				
PLACE	LANE	NAME	SCHOOL	TIME
	1	Wes Tilgner	WOSC	
	2	Tim Graham	GFC	
	3	Bob Harris	L&C	
	4	Rob Wood	WOSC	
	5	Aaron Harding	SOSC	
	6	Jeff McDonald	EOSC	
	7	Mike Appleton	EOSC	

HEAT 2				
	1	Jack Catton	WU	
	2	Bob Craig	SOSC	
	3	Scott Voyles	LIN	
	4	Ed Esse	WOSC	
	6	Steve Yeager	NNC	
	7	Rob MacGinnitie	WU	
	8	Randy Swigart	GFC	
	5	Will Stanton	LIN	

**MEN'S 400 METERS IH PRELIMS**

HEAT 1				
PLACE	LANE	NAME	SCHOOL	TIME
	2	Shawn White	NNC	
	3	Don Mespelt	WU	
	4	Bob DeVyldere	WU	
	5	Dave Kelley	L&C	
	6	Tim Rupp	SOSC	
	7	Scott Cummins	GFC	
	8	Doug Rogers	LIN	

HEAT 2				
	2	Jeff Wiltsey	WU	
	3	Sam Lapray	WU	
	4	Dan Thomas	WU	
	5	Gareth Pooleon	WU	
	6	Shawn Steen	EOSC	
	7	Dan Watkins	WOSC	

**WOMEN'S 200 METER DASH PRELIMS**

HEAT 1				
PLACE	LANE	NAME	SCHOOL	TIME
	2	Nicole Perry	L&C	
	3	Jill Cochran	SOSC	
	4	Kathy Staat	SOSC	
	5	Marta Shields	GFC	
	6	Kathy Kubik	LIN	

HEAT 2				
	2	Stephanie Payne	WU	
	3	Darci Eastland	WOSC	
	4	Linda Henderson	WOSC	
	5	Alisa Thomas	WU	
	6	Sharon Wegener	WOSC	
	7	Kari Larsen	L&C	

**MEN'S 200 METER DASH PRELIMS**

HEAT 1				
PLACE	LANE	NAME	SCHOOL	TIME
	2	Mike Gilbert	NNC	
	3	David Searce	WU	
	4	David Mueller	GFC	
	5	Les Taylor	WOSC	
	6	Mark Berry	SOSC	
	7	Mark Anderson	LIN	

HEAT 2				
	2	Antwionne Brooks	EOSC	
	3	Tim Biamont	WOSC	
	4	Keith Ussery	WOSC	
	5	Nate Borchert	EOSC	
	6	Mark Caine	L&C	



FINAL EVENTS : RUNNING EVENTS LANES/FIELD EVENTS-FLIGHTS

**MEN'S 1500 METER RUN FINAL**

LANE	NAME	SCHOOL
1	Bob Craig	SOSC
2	Wes Tilgner	WOSC
3	Ron Ares	L&C
4	Mike Appleton	EOSC
5	Jason Sele	WOSC
6	Brad Holbrook	SOSC
7	Mike Paddack	SOSC
8	Rob Wood	WOSC
9	Jay Clark	NNC
10	Duke Ritenhouse	L&C

**MEN'S 3000 METER STEEPLECHASE FINAL**

LANE	NAME	SCHOOL
1	Brad Holbrook	SOSC
2	Ron Ares	L&C
3	John Oord	NNC
4	Eric Hartmann	L&C
5	Kevin Winfield	WOSC
6	Jason Sele	WOSC
7	Mike Paddack	SOSC
8	Duke Ritenhouse	L&C

**MEN'S 5000 METER RUN FINAL**

LANE	NAME	SCHOOL
1	Kevin Wright	NNC
2	Brian Reick	WOSC
3	John Weisel	LIN
4	David Jordan	WOSC
5	Dan Tow	LIN
6	Erick Landeen	WU
7	Greg Miller	EOSC
8	Brad Holbrook	SOSC
9	Ron Ares	L&C
10	Bob Julian	SOSC
11	Joshua Sacon	SOSC

**MEN'S 10,000 METER RUN FINAL**

LANE	NAME	SCHOOL
1	Joshua Sacon	SOSC
2	Jay Coleman	WU
3	Kevin Wright	NNC
4	Greg Miller	EOSC
5	John Weisel	LIN
6	Eric Jensen	EOSC
7	Kevin Kelly	WU

**MEN'S 10,000 METER WALK FINAL**

LANE	NAME	SCHOOL
1	Mitch Seal	EOSC
2	Tom Mills	SOSC
3	Jeff Kilday	WU
4	Dave Jaconetti	WOSC
5	Troy O'Donnell	WU
6	Randy Jacobs	WU

**MEN'S 400 METER RELAY**

LANE	SCHOOL
1	EOSC
2	L&C
3	WU
4	LIN
5	GFC
6	WOSC
7	NNC
8	SOSC

**MEN'S 1600 METER RELAY**

LANE	SCHOOL
1	LIN
2	SOSC
3	L&C
4	NNC
5	EOSC
6	WOSC
7	GFC
8	WU

FINAL EVENTS: RUNNING EVENTS LANES/FIELD EVENTS-FLIGHTS

**MEN'S DISCUS**

FLIGHT	NAME	SCHOOL
1	Randy Settel	SOSC
1	Soren Sorenson	WOSC
1	Mike Watts	GFC
1	Dale Osborne	SOSC
1	Doug Sommer	WU
2	Arnold Wardwell	SOSC
2	Tim Stashin	SOSC
2	Steve Curl	NNC
2	Eric Cooley	WU
2	Matt Lydum	WOSC

**MEN'S HAMMER THROW**

FLIGHT	NAME	SCHOOL
1	Soren Sorenson	WOSC
1	Doug Dean	LIN
1	Randy Settel	SOSC
1	Matt Lydum	WOSC
1	Kyle Kobow	LIN
2	David Collins	WU
2	Mike Watts	GFC
2	Tim Stashin	SOSC
2	Dan Gorman	WOSC
2	Dave Elkins	GFC

**MEN'S JAVELIN**

FLIGHT	NAME	SCHOOL
1	Jim Williams	WU
1	David Nickell	GFC
1	Mike County	SOSC
1	Doug Edward	NNC
1	Mike Watts	GFC
1	Sean Coste	LIN
2	John Weeks	LIN
2	Doug Ladd	WOSC
2	Ken Rankin	EOSC
2	Jim Block	EOSC
2	Mark Garvey	LIN
2	David Mueller	GFC

**MEN'S LONG JUMP**

FLIGHT	NAME	SCHOOL
1	Gareth Pooleon	WU
1	PJ Coonrod	LIN
1	Kevin Connors	WU
1	Gerry Clark	WOSC
1	Scott Noren	SOSC
1	Russ Rurke	SOSC
2	Will Waddell	EOSC
2	Todd Chandler	SOSC
2	Ken Ouellette	L&C
2	Kurt Hargett	WOSC
2	Dale Huemoeller	NNC

**MEN'S SHOT PUT**

FLIGHT	NAME	SCHOOL
1	Randy Settel	SOSC
1	Kim Brown	WOSC
1	Hank Wyborney	NNC
1	Arnold Wardwell	SOSC
1	Mike County	SOSC
1	Todd Danko	WOSC
2	Steve Curl	NNC
2	David Collins	WU
2	Soren Sorenson	WOSC
2	Dale Osborne	SOSC
2	Gary Wescott	L&C

**MEN'S TRIPLE JUMP**

FLIGHT	NAME	SCHOOL
1	Kevin Connors	WU
1	Kele Marsters	LIN
1	Dwight French	WOSC
1	Russell Burke	SOSC
1	John Prevedello	LIN
2	Scott Noren	SOSC
2	Shaun Granger	SOSC
2	Ken Ouellette	L&C
2	Todd Chandler	SOSC
2	Pat Leeper	GFC

LANE ASSIGNMENTS-WOMEN

**WOMEN'S 100 METER DASH FINAL**

LANE	NAME	SCHOOL
1	Jill Cochran	SOSC
2	Sharon Wegener	WOSC
3	Erin Weeks	WU
4	Stephanie Payne	WU
5	Alisa Thomas	WU
6	Shereen Reaney	L&C
7	Kathy Kubik	LIN
8	Mary Tepper	LIN

**WOMEN'S 400 METER LOW HURDLES FINAL**

LANE	NAME	SCHOOL
2	Mindy Brown	SOSC
3	Sharon Jensen	WOSC
4	Linda Henderson	WOSC
5	Val White	LIN
6	Kris Russell	SOSC
7	Lenore Wallace	SOSC
8	Liz Ardinger	L&C

**WOMEN'S 800 METER RUN FINAL**

LANE	NAME	SCHOOL
2	Sandy Loop	WOSC
3	Brenda Thwaite	WOSC
4	Jeannine Lama	L&C
5	Meliane Springer	GFC
6	Julie Blum	WU
7	Meg Finaly	L&C
8	Jana Zellmer	NNC

**WOMEN'S 1500 METER RUN FINAL**

LANE	NAME	SCHOOL
1	Julie Dimick	WOSC
2	Melanie Leckenby	LIN
3	Sandy Loop	WOSC
4	Angela Thatcher	LIN
5	Kathryn O'Leary	WOSC
6	Alica Tilzey	NNC
7	Debra Dick	WOSC
8	Kelli Cammack	WU

**WOMEN'S 5000 METER FINAL**

LANE	NAME	SCHOOL
1	Kristin Peterson	WU
2	Julie Dimick	WOSC
3	Elaine Delsman	SOSC
4	Debra Dick	WOSC
5	Teresa Beeman	LIN
6	Kathryn O'Leary	WOSC
7	Angela Thatcher	LIN
8	Melanie Leckenby	LIN
9	Nadine Price	LIN
10	Diane Peterson	GFC

**WOMEN'S 10,000 METER RUN FINAL**

LANE	NAME	SCHOOL
1	Teresa Beeman	LIN
2	Chelly Tilzey	NNC
3	Elaine Delsman	SOSC
4	Kali Haverstock	GFC

**WOMEN'S 400 METER RELAY FINAL**

LANE	SCHOOL
2	LIN
3	L&C
5	WOSC
6	SOSC
7	WU
4	EDSC

**WOMEN'S 1600 METER RELAY FINAL**

LANE	SCHOOL
2	LIN
3	EDSC
4	L&C
5	SOSC
6	WU
7	WOSC

LANE ASSIGNMENTS--WOMEN

**WOMEN'S DISCUS THROW**

ORDER	NAME	SCHOOL
1	Michelle Tomlinsen	WOSC
2	Patti Stacey	EOSC
3	Diana McDonald	WU
4	Debbie Settell	SOSC
5	Rhonda Hardaway	NNC
6	Dixie McCadden	EOSC
7	Carmen Garwick	NNC
8	Johanna Williams	EOSC

**WOMEN'S HIGH JUMP**

ORDER	NAME	SCHOOL
1	Chrissy Gillette	EOSC
2	Carole Jones	EOSC
3	Kami Gee	WOSC
4	Dianna Plagge	WOSC
5	Stacey Lee	LIN
6	Sue Woolsey	GFC
7	Lisa Lind	LIN
8	Kelly Lovejoy	WOSC
9	Amy Bolger	L&C
10	Sharon Jensen	WOSC

**WOMEN'S JAVELIN THROW**

FLIGHT	NAME	SCHOOL
1	Shannon Gates	SOSC
1	Leslie Johnson	L&C
1	Kris Ettner	SOSC
1	Denise Fox	GFC
1	Kim Halter	LIN
2	Heidi Buckmaster	WU
2	Kami Gee	WOSC
2	Karen Carpenter	NNC
2	Kellie Osborn	WOSC
2	Katie Wambach	LIN

**WOMEN'S LONG JUMP**

FLIGHT	NAME	SCHOOL
1	Shereen Reaney	L&C
1	Sharon Jensen	WOSC
1	Shelly Woodside	LIN
1	Alisa Thomas	WU
1	Lara Wright	WU
2	Carole Jones	EOSC
2	Val White	LIN
2	Lisa Lind	LIN
2	Karen Wilcox	WU

**WOMEN'S SHOT PUT**

ORDER	NAME	SCHOOL
1	Paige Daugherty	L&C
2	Johana Williams	EOSC
3	Susan Greenwood	LIN
4	Karen Carpenter	NNC
5	Dixie McCadden	EOSC
6	Patti Stacey	EOSC
7	Diana McDonald	WU
8	Debie Settell	SOSC

**WOMEN'S TRIPLE JUMP**

ORDER	NAME	SCHOOL
1	Kami Gee	WOSC
2	Amy Bolger	L&C
3	Shelly Woodside	LIN
4	Stacey Lee	LIN
5	Lara Wright	WU
6	Shannon Gates	SOSC
7	Krys Duncan	L&C

WOMEN'S 3,000 M RUN LANE ASSIGNMENTS

<u>LANE</u>	<u>NAME</u>	<u>SCHOOL</u>
1	Nadine Price	LIN
2	Angela Thatcher	LIN
3	Kathryn O'Leary	WOSC
4	Michelle Lang	GFC
5	Alica Tilzey	NNC
6	Debra Dick	WOSC

WOMEN'S 800 M MEDLEY RELAY

1	Linfield
3	Southern Oregon State College
4	Lewis & Clark
5	Western Oregon State College
6	Willamette University



**MEN'S 110 HIGH HURDLES PRELIMS**

<b>HEAT 1</b>				
PLACE	LANE	NAME	SCHOOL	TIME
	1	Kevin Taylor	SOSC	
	2	Dave Kelley	L&C	
	3	Tim Rupp	SOSC	
	4	Dave Hodl	LIN	
	5	Dan Thomas	WU	
	6	Adolphus Onua	GFC	
	7	John Albrecht	LIN	

<b>HEAT 2</b>				
PLACE	LANE	NAME	SCHOOL	TIME
	1	Mike Castro	EOSC	
	2	Bob Cornes	WOSC	
	3	Scott Cummins	GFC	
	4	Darryl Stickers	WOSC	
	5	Bob DeVyldere	WU	
	6	Shawn Steen	EOSC	
	7	Sam Lapray	WU	
	8	Dale Huemoeller	NNC	

**WOMEN'S 400 METER DASH PRELIMS**

<b>HEAT 1</b>				
PLACE	LANE	NAME	SCHOOL	TIME
	2	Irene Jones	WU	
	3	Elaine Haworth	GFC	
	4	Marta Shields	GFC	
	5	Christine Gillette	EOSC	
	6	Nicole Perry	L&C	

<b>HEAT 2</b>				
PLACE	LANE	NAME	SCHOOL	TIME
	2	Linda Brown	WU	
	3	Margaret Doherty	EOSC	
	4	Kathy Staat	SOSC	
	5	Carole Jones	EOSC	
	6	Kari Larsen	L&C	

**MEN'S 400 METER DASH PRELIMS**

<b>HEAT 1</b>				
PLACE	LANE	NAME	SCHOOL	TIME
	3	Mike Gilbert	NNC	
	4	Gareth Pooleon	WU	
	5	Tim Conley	GFC	
	6	Tony Willie	WU	

<b>HEAT 2</b>				
PLACE	LANE	NAME	SCHOOL	TIME
	3	Keith Ussery	WOSC	
	4	Greg Beery	L&C	
	5	David Scearce	WU	
	6	Frank VanDyke	WOSC	
	7	Tim Dorsey	SOSC	

**MEN'S 100 METER DASH PRELIMS**

<b>HEAT 1</b>				
PLACE	LANE	NAME	SCHOOL	TIME
	2	Darrick Cope	EOSC	
	3	Antwionne Brooks	EOSC	
	4	Curtis Brown	LIN	
	5	Mark Caine	L&C	
	6	Mark Anderson	LIN	
	7	Jeff Wiltsey	WU	
	8	Nate Borchert	EOSC	

<b>HEAT 2</b>				
PLACE	LANE	NAME	SCHOOL	TIME
	2	Robin Milakovich	NNC	
	3	Tim Biamont	WOSC	
	4	Kurt Hargett	WOSC	
	5	David Mueller	GFC	
	6	Mark Berry	SOSC	
	7	Les Taylor	WOSC	

**WOMEN'S 100 METER HURDLES PRELIMS**

<b>HEAT 1</b>				
PLACE	LANE	NAME	SCHOOL	TIME
	2	Val White	LIN	
	3	Lenny Wallace	SOSC	
	4	Shannon Gates	SOSC	
	5	Darcy Eastland	WOSC	
	6	Shelly Woodside	LIN	

<b>HEAT 2</b>				
PLACE	LANE	NAME	SCHOOL	TIME
	2	Sharon Jensen	WOSC	
	3	Liz Ardinger	L&C	
	4	Jill Cochran	SOSC	
	5	Trudy Rose	EOSC	
	6	Lisa Lind	LIN	

**MEN'S 800 METER RUN PRELIMS**

HEAT 1				
PLACE	LANE	NAME	SCHOOL	TIME
	1	Wes Tilgner	WOSC	
	2	Tim Graham	GFC	
	3	Bob Harris	L&C	
	4	Rob Wood	WOSC	
	5	Aaron Harding	SOSC	
	6	Jeff McDonald	EOSC	
	7	Mike Appleton	EOSC	

HEAT 2				
	1	Jack Catton	WU	
	2	Bob Craig	SOSC	
	3	Scott Voyles	LIN	
	4	Ed Esse	WOSC	
	6	Steve Yeager	NNC	
	7	Rob MacGinnitie	WU	
	8	Randy Swigart	GFC	
	5	Will Stanton	LIN	

**MEN'S 400 METERS IH PRELIMS**

HEAT 1				
PLACE	LANE	NAME	SCHOOL	TIME
	2	Shawn White	NNC	
	3	Don Mespelt	WU	
	4	Bob DeVyldere	WU	
	5	Dave Kelley	L&C	
	6	Tim Rupp	SOSC	
	7	Scott Cummins	GFC	
	8	Doug Rogers	LIN	

HEAT 2				
	2	Jeff Wiltsey	WU	
	3	Sam Lapray	WU	
	4	Dan Thomas	WU	
	5	Gareth Pooleon	WU	
	6	Shawn Steen	EOSC	
	7	Dan Watkins	WOSC	

**WOMEN'S 200 METER DASH PRELIMS**

HEAT 1				
PLACE	LANE	NAME	SCHOOL	TIME
	2	Nicole Perry	L&C	
	3	Jill Cochran	SOSC	
	4	Kathy Staat	SOSC	
	5	Marta Shields	GFC	
	6	Kathy Kubik	LIN	

HEAT 2				
	2	Stephanie Payne	WU	
	3	Darci Eastland	WOSC	
	4	Linda Henderson	WOSC	
	5	Alisa Thomas	WU	
	6	Sharon Wegener	WOSC	
	7	Kari Larsen	L&C	

**MEN'S 200 METER DASH PRELIMS**

HEAT 1				
PLACE	LANE	NAME	SCHOOL	TIME
	2	Mike Gilbert	NNC	
	3	David Searce	WU	
	4	David Mueller	GFC	
	5	Les Taylor	WOSC	
	6	Mark Berry	SOSC	
	7	Mark Anderson	LIN	

HEAT 2				
	2	Antwionne Brooks	EOSC	
	3	Tim Biamont	WOSC	
	4	Keith Ussery	WOSC	
	5	Nate Borchert	EOSC	
	6	Mark Caine	L&C	

FINAL EVENTS: RUNNING EVENTS LANES/FIELD EVENTS-FLIGHTS

**MEN'S 1500 METER RUN FINAL**

LANE	NAME	SCHOOL
1	Bob Craig	SOSC
2	Wes Tilgner	WOSC
3	Ron Ares	L&C
4	Mike Appleton	EDSC
5	Jason Sele	WOSC
6	Brad Holbrook	SOSC
7	Mike Paddack	SOSC
8	Rob Wood	WOSC
9	Jay Clark	NNC
10	Duke Ritenhouse	L&C

**MEN'S 3000 METER STEEPLECHASE FINAL**

LANE	NAME	SCHOOL
1	Brad Holbrook	SOSC
2	Ron Ares	L&C
3	John Oord	NNC
4	Eric Hartmann	L&C
5	Kevin Winfield	WOSC
6	Jason Sele	WOSC
7	Mike Paddack	SOSC
8	Duke Ritenhouse	L&C

**MEN'S 5000 METER RUN FINAL**

LANE	NAME	SCHOOL
1	Kevin Wright	NNC
2	Brian Reick	WOSC
3	John Weisel	LIN
4	David Jordan	WOSC
5	Dan Tow	LIN
6	Erick Landeen	WU
7	Greg Miller	EDSC
8	Brad Holbrook	SOSC
9	Ron Ares	L&C
10	Bob Julian	SOSC
11	Joshua Sacon	SOSC

**MEN'S 10,000 METER RUN FINAL**

LANE	NAME	SCHOOL
1	Joshua Sacon	SOSC
2	Jay Coleman	WU
3	Kevin Wright	NNC
4	Greg Miller	EDSC
5	John Weisel	LIN
6	Eric Jensen	EDSC
7	Kevin Kelly	WU

**MEN'S 10,000 METER WALK FINAL**

LANE	NAME	SCHOOL
1	Mitch Seal	EDSC
2	Tom Mills	SOSC
3	Jeff Kilday	WU
4	Dave Jaconetti	WOSC
5	Troy O'Donnell	WU
6	Randy Jacobs	WU

**MEN'S 400 METER RELAY**

LANE	SCHOOL
1	EDSC
2	L&C
3	WU
4	LIN
5	GFC
6	WOSC
7	NNC
8	SOSC

**MEN'S 1600 METER RELAY**

LANE	SCHOOL
1	LIN
2	SOSC
3	L&C
4	NNC
5	EDSC
6	WOSC
7	GFC
8	WU

FINAL EVENTS: RUNNING EVENTS LANES/FIELD EVENTS-FLIGHTS

**MEN'S DISCUS**

FLIGHT	NAME	SCHOOL
1	Randy Settell	SOSC
1	Soren Sorenson	WOSC
1	Mike Watts	GFC
1	Dale Osborne	SOSC
1	Doug Sommer	WU
2	Arnold Wardwell	SOSC
2	Tim Stashin	SOSC
2	Steve Curl	NNC
2	Eric Cooley	WU
2	Matt Lydum	WOSC

**MEN'S HAMMER THROW**

FLIGHT	NAME	SCHOOL
1	Soren Sorenson	WOSC
1	Doug Dean	LIN
1	Randy Settell	SOSC
1	Matt Lydum	WOSC
1	Kyle Kobow	LIN
2	David Collins	WU
2	Mike Watts	GFC
2	Tim Stashin	SOSC
2	Dan Gorman	WOSC
2	Dave Elkins	GFC

**MEN'S JAVELIN**

FLIGHT	NAME	SCHOOL
1	Jim Williams	WU
1	David Nickell	GFC
1	Mike County	SOSC
1	Doug Edward	NNC
1	Mike Watts	GFC
1	Sean Coste	LIN
2	John Weeks	LIN
2	Doug Ladd	WOSC
2	Ken Rankin	EOSC
2	Jim Block	EOSC
2	Mark Garvey	LIN
2	David Mueller	GFC

**MEN'S LONG JUMP**

FLIGHT	NAME	SCHOOL
1	Gareth Pooleon	WU
1	PJ Coonrod	LIN
1	Kevin Connors	WU
1	Gerry Clark	WOSC
1	Scott Noren	SOSC
1	Russ Rurke	SOSC
2	Will Waddell	EOSC
2	Todd Chandler	SOSC
2	Ken Ouellette	L&C
2	Kurt Hargett	WOSC
2	Dale Huemoeller	NNC

**MEN'S SHOT PUT**

FLIGHT	NAME	SCHOOL
1	Randy Settell	SOSC
1	Kim Brown	WOSC
1	Hank Wyborney	NNC
1	Arnold Wardwell	SOSC
1	Mike County	SOSC
1	Todd Danko	WOSC
2	Steve Curl	NNC
2	David Collins	WU
2	Soren Sorenson	WOSC
2	Dale Osborne	SOSC
2	Gary Wescott	L&C

**MEN'S TRIPLE JUMP**

FLIGHT	NAME	SCHOOL
1	Kevin Connors	WU
1	Kele Marsters	LIN
1	Dwight French	WOSC
1	Russell Burke	SOSC
1	John Prevedello	LIN
2	Scott Noren	SOSC
2	Shaun Granger	SOSC
2	Ken Ouellette	L&C
2	Todd Chandler	SOSC
2	Pat Leeper	GFC

LANE ASSIGNMENTS - WOMEN

**WOMEN'S 100 METER DASH FINAL**

LANE	NAME	SCHOOL
1	Jill Cochran	SOSC
2	Sharon Wegener	WOSC
3	Erin Weeks	WU
4	Stephanie Payne	WU
5	Alisa Thomas	WU
6	Shereen Reaney	L&C
7	Kathy Kubik	LIN
8	Mary Tepper	LIN

**WOMEN'S 400 METER LOW HURDLES FINAL**

LANE	NAME	SCHOOL
2	Mindy Brown	SOSC
3	Sharon Jensen	WOSC
4	Linda Henderson	WOSC
5	Val White	LIN
6	Kris Russell	SOSC
7	Lenore Wallace	SOSC
8	Liz Ardinger	L&C

**WOMEN'S 800 METER RUN FINAL**

LANE	NAME	SCHOOL
2	Sandy Loop	WOSC
3	Brenda Thwaite	WOSC
4	Jeannine Lama	L&C
5	Meliane Springer	GFC
6	Julie Blum	WU
7	Meg Finaly	L&C
8	Jana Zellmer	NNC

**WOMEN'S 1500 METER RUN FINAL**

LANE	NAME	SCHOOL
1	Julie Dimick	WOSC
2	Melanie Leckenby	LIN
3	Sandy Loop	WOSC
4	Angela Thatcher	LIN
5	Kathryn O'Leary	WOSC
6	Alica Tilzey	NNC
7	Debra Dick	WOSC
8	Kelli Cammack	WU

**WOMEN'S 5000 METER FINAL**

LANE	NAME	SCHOOL
1	Kristin Peterson	WU
2	Julie Dimick	WOSC
3	Elaine Delsman	SOSC
4	Debra Dick	WOSC
5	Teresa Beeman	LIN
6	Kathryn O'Leary	WOSC
7	Angela Thatcher	LIN
8	Melanie Leckenby	LIN
9	Nadine Price	LIN
10	Diane Peterson	GFC

**WOMEN'S 10,000 METER RUN FINAL**

LANE	NAME	SCHOOL
1	Teresa Beeman	LIN
2	Chelly Tilzey	NNC
3	Elaine Delsman	SOSC
4	Kali Haverstock	GFC

**WOMEN'S 400 METER RELAY FINAL**

LANE	SCHOOL
2	LIN
3	L&C
5	WOSC
6	SOSC
7	WU
4	EOSC

**WOMEN'S 1600 METER RELAY FINAL**

LANE	SCHOOL
2	LIN
3	EOSC
4	L&C
5	SOSC
6	WU
7	WOSC



LANE ASSIGNMENTS-WOMEN

**WOMEN'S DISCUS THROW**

ORDER	NAME	SCHOOL
1	Michelle Tomlinsen	WOSC
2	Patti Stacey	EOSC
3	Diana McDonald	WU
4	Debbie Settell	SOSC
5	Rhonda Hardaway	NNC
6	Dixie McCadden	EOSC
7	Carmen Garwick	NNC
8	Johanna Williams	EOSC

**WOMEN'S HIGH JUMP**

ORDER	NAME	SCHOOL
1	Chrissy Gillette	EOSC
2	Carole Jones	EOSC
3	Kami Gee	WOSC
4	Dianna Plagge	WOSC
5	Stacey Lee	LIN
6	Sue Woolsey	GFC
7	Lisa Lind	LIN
8	Kelly Lovejoy	WOSC
9	Amy Bolger	L&C
10	Sharon Jensen	WOSC

**WOMEN'S JAVELIN THROW**

FLIGHT	NAME	SCHOOL
1	Shannon Gates	SOSC
1	Leslie Johnson	L&C
1	Kris Ettner	SOSC
1	Denise Fox	GFC
1	Kim Halter	LIN
2	Heidi Buckmaster	WU
2	Kami Gee	WOSC
2	Karen Carpenter	NNC
2	Kellie Osborn	WOSC
2	Katie Wambach	LIN

**WOMEN'S LONG JUMP**

FLIGHT	NAME	SCHOOL
1	Shereen Reaney	L&C
1	Sharon Jensen	WOSC
1	Shelly Woodside	LIN
1	Alisa Thomas	WU
1	Lara Wright	WU
2	Carole Jones	EOSC
2	Val White	LIN
2	Lisa Lind	LIN
2	Karen Wilcox	WU

**WOMEN'S SHOT PUT**

ORDER	NAME	SCHOOL
1	Paige Daugherty	L&C
2	Johana Williams	EOSC
3	Susan Greenwood	LIN
4	Karen Carpenter	NNC
5	Dixie McCadden	EOSC
6	Patti Stacey	EOSC
7	Diana McDonald	WU
8	Debie Settell	SOSC

**WOMEN'S TRIPLE JUMP**

ORDER	NAME	SCHOOL
1	Kami Gee	WOSC
2	Amy Bolger	L&C
3	Shelly Woodside	LIN
4	Stacey Lee	LIN
5	Lara Wright	WU
6	Shannon Gates	SOSC
7	Krys Duncan	L&C

WOMEN'S 3,000 M RUN LANE ASSIGNMENTS

<u>LANE</u>	<u>NAME</u>	<u>SCHOOL</u>
1	Nadine Price	LIN
2	Angela Thatcher	LIN
3	Kathryn O'Leary	WOSC
4	Michelle Lang	GFC
5	Alica Tilzey	NNC
6	Debra Dick	WOSC

WOMEN'S 800 M MEDLEY RELAY

1	Linfield
3	Southern Oregon State College
4	Lewis & Clark
5	Western Oregon State College
6	Willamette University

Men's 400 Meter Relay

<u>Lane</u>	<u>Name</u>	<u>School</u>	<u>Time</u>
1		C	45.5
2		N	44.91
3		K	44.30
4		SA	43.70
5		AND	42.3
6		T	42.4
7		HO	44.6
8		BB	44.5
9		MAL	45.03

Men's 110 High Hurdles

1	Dates, Darrell	H	15.98
2	Barnes, Durand	AND	15.93
3	Caldwell, Craig	AND	15.59
4	Taylor, William	T	15.49
5	Bradley, Evan	AND	15.27
6	Rosario, Pedro	T	15.43
7	Hall, Dayshon	MAL	15.68
8	Walters, Tim	C	15.73
9	McClure, Mark	MAL	15.95

Women's 100 M Hurdles

1	Kremer, Susan	JB	17.02
2	Gable, Eileen	RW	16.22
3	Street, Laura	MAL	15.95
4	Long, Tracy	AND	15.78
5	Hollar, Michelle	T	14.91
6	Luidhardt, Teresa	M	15.79
7	Collier, Cindy	C	16.29
8	Hopkins, Dina	SA	17.02
9	Bigham, Pam	H	17.27

Women's 400 Meters

1	Tulowitzky, Lora	A	1:01.47
2	Walker, Deborah	M	1:01.27
3	Sills, Belinda	C	1:01.19
4	Mahr, Esther	C	1:00.44
5	Geiser, Kelly	MAL	58.20
6	Randolph, Kathy	MAL	58.23
7	Edmonds, LaVonya	SA	1:00.84
8	Olson, Joy	N	1:00.94
9	Button, Julie	HO	1:01.31

Women's 800 Meters

1	Clark, Lynn	C	2:30.21
2	Lord, Val	A	2:29.59
3	Swanson, Stephanie	N	2:27.70
4	Mahr, Esther	C	2:26.90
5	Karst, JoEllen	H	2:24.99
6	Pomeroy, Sherry	T	2:26.95
7	Sills, Belinda	C	2:27.38
8	Hagestrom, Deana	MAL	2:28.73
9	Hostetler, Tricia	EM	2:29.19

<u>Lane</u>	<u>Name</u>	<u>School</u>	<u>Time</u>
<u>Women's 100 Meters</u>			
1	Liggett, Holly	A	13.53
2	Luidhardt, Teresa	M	13.30
3	McCue, Gretchen	EM	13.23
4	Hogan, Samantha	MAL	12.76
5	Stevenson, Tracie	MAL	12.76
6	Witt, Peggy	MAL	13.14
7	Walker, Marcia	T	13.28
8	Eckert, Jody	C	13.31
9	Walker, Deborah	M	13.34

<u>Men's 400 Meters</u>			
1	Dunham, Wes	HO	51.77
2	Bates, Tal	H	51.26
3	Siemens, Dwight	JB	50.94
4	Akers, Dewitt	A	49.63
5	Scott, Peter	K	47.65
6	Nieveen, Scott	T	50.46
7	Allen, Paul	HO	51.12
8	Foister, Eric	T	51.51
9	Meriweather, Paul	T	52.21

<u>Men's 800 Meters</u>			
1	Mays, Trent	T	1:57.80
2	Fresenko, Jerry	MAL	1:57.67
3	Getsinger, Dave	SA	1:57.61
4	Moore, Rob	C	1:57.44
5	Ellis, Mark	AND	1:56.25
6	Welsh, Tom	BB	1:56.28
7	Yocum, Mark	MAL	1:56.48
8	Merryman, Joe	H	1:57.78
9	Davidson, Rick	AND	1:58.20

<u>Men's 100 Meter</u>			
1	Kenney, Jeff	SA	11.44
2	Price, Curtis	GEN	11.40
3	Yoder, Mike	T	11.21
4	Sullivan, Joe	AND	11.22
5	Lamb, Brad	AND	11.19
6	Tingley, Todd	ON	11.23
7	Nelson, Connell	AND	11.31
8	Perrott, Brad	H	11.36
9	Rosario, Pedro	T	11.60

<u>400 M H</u>			
1	Frane, Scott	H	58.41
	Stanislaw, Rich	R	57.13
	Rosario, Pedro	T	56.09
	Bradley, Evan	AND	55.75
	Cosby, Monty	AND	54.30
	Warvel, Duane	M	55.82
	Barnes, Durand	AND	56.69
	Shade, Tom	MAL	57.23
	Tillman, Lance	H	57.71

<u>Lane</u>	<u>Name</u>	<u>School</u>	<u>Time</u>
<u>Women's 400 Meter Hurdles</u>			
1	Shaw, Launie	MAL	1:09.76
2	Gable, Eileen	RW	1:09.26
3	Fratous, Shelly	C	1:08.65
4	Gollmer, Teresa	T	1:06.45
5	Hollar, Michelle	T	1:06.30
6	Long, Tracy	AND	1:07.25
7	Hopkins, Dina	SA	1:08.40
8	Brickner, Patty	MAL	1:09.64
9	Collier, Cindy	C	1:09.79

Women's 200 Meters

1	Tulowitzky, Lora	A	27.20
2	Eckert, Jody	C	27.11
3	Olson, Joy	N	27.06
4	McCue, Gretchen	EM	26.82
5	Stevenson, Tracie	MAL	26.07
6	Geiser, Kelly	MAL	26.63
7	Walker, Deborah	M	27.08
8	Mayer, Marjie	N	27.17
9	Edmonds, LaVonya	SA	27.19

Men's 200 Meters

1	Sullivan, Joe	AND	22.87
2	Blessing, Mike	JB	23.15
3	Lamb, Brad	AND	22.15
4	Nelson, Connell	AND	22.43
5	Scott, Peter	K	21.83
6	Nieveen, Scott	T	22.99
7	Yoder, Mike	T	22.56
8	Perrott, Brad	H	22.63
9	Cupery, Dan	TC	23.31

Men's 4X400 M Relay

1	JB	3:31.89
2	SA	3:31.03
3	H	3:28.75
4	T	3:27.87
5	AND	3:20.02
6	HO	3:28.41
7	BB	3:29.35
8	C	3:29.43
9	MAL	3:32.30

LINFIELD TRACK AND FIELD

April 25, 1987

MEN

1700 50.7  
 Tim 54.0  
 Scott 52.8  
 Tim 52.0  
 3:29.2

TEAM SCORES

Scoring 5, 3, 2, 1  
 relays 5, 3, 2

PSU	Chem	GFC	LIN	
0/0	1/1	3/3	7/7	

EVENT: Hammer

Place	Name	Time/Ht/Dist.	School
1.	Doug Dean	162'-8"	Lin
2.	Mike Watts	151'-12"	GF
3.	Kyle Kobow	148'-8 1/2	Lin
4.	Scott Hartmann	140'-4 1/2	CC
5.	Dave Elkins	132'-9	GF
6.	Tony Truax	131'-3	Lin
7.	Terry Prestianni	113'-3 1/2	Lin
8.			

PSU	Chem	GFC	LIN	
0/0	3/4	5/8	3/10	

EVENT: Shot Put

Place	Name	Time/Ht/Dist.	School
1.	Mike Watts	43-10	GF
2.	Scott Hartmann	40- 1/2"	CC
3.	Kyle Kobow	40-0	Lin
4.	John Weeks	38-7 1/2	Lin
5.			
6.			
7.			
8.			

PSU	Chem	GFC	LIN	
0/0	2/6	0/8	8/18	

EVENT: 10,000 m

Place	Name	Time/Ht/Dist.	School
1.	John Weise	33:44.6	Lin
2.	Bob Frost	35:52.8	Lin
3.	Kevin Rice	40:39.4	CC
4.			
5.			
6.			
7.			
8.			

PSU	Chem	GFC	LIN	
0/0	3/9	2/10	6/24	

EVENT: Long Jump

Place	Name	Time/Ht/Dist.	School
1.	P.J. Conrad	21-11	Lin
2.	Mike Lewelling	20-9 3/4	CC
3.	Dave Mueller	19-10 1/4	GF
4.	John Albrecht	19-8 1/4	Lin
5.	Brad Melendy	19-7 1/2	Lin
6.	Jim Martin	19- 1/2	CC
7.	John Mina	17-10 1/2	CC
8.			

PSU	Chem	GFC	LIN	
3/3	0/9	5/15	2/26	

EVENT: 400m relay

Place	Name	Time/Ht/Dist.	School
1.	Onua, Mueller, Conley, Cummins	43.6	GF
2.	Campbell, Howell, Young, Ooherty	43.9	PSU
3.	Rogers, Anderson, Marsters, Ewing	44.0	Lin
4.	Lewelling, Martin, Lambert, Peters	NT disq	Chem
5.			
6.			
7.			
8.			



LINFIELD TRACK AND FIELD

April 25, 1987

MEN

Scoring 5, 3, 2, 1  
 relay 5, 3, 2

TEAM SCORES

PSU	Chem	GF	LIN	
3	15	15	26	
2	6	0	3	
5	15	15	29	

EVENT: 1500 m.

Place	Name	Time/Ht/Dist.	School
1.	Eric Kelso	4:03.5	CC
2.	Dan Tow	4:09.2	LIN
3.	Tony Cantwell	4:14.5	PSU
4.	Frank Voth	4:19.8	CC
5.	Ken Bell	4:22.9	PSU
6.	Joe Paterhall	4:24.0	PSU
7.			
8.			

PSU	Chem	GF	LIN	
2	0	8	1	
7	15	23	30	

EVENT: 110 m. H. Hurdles

Place	Name	Time/Ht/Dist.	School
1.	Adolphus Onua	14.1	GF
2.	Scott Cummins	14.6	GF
3.	Scott Young	15.2	PSU
4.	David Hodl	15.9	LIN
5.	Troy Wakefield	16.0	PSU
6.	John Albrecht	16.0	LIN
7.	Brian Grossnicklaus	16.7	LIN
8.			

PSU	Chem	GF	LIN	
3	0	5	3	
10	15	28	33	

EVENT: 400 m.

Place	Name	Time/Ht/Dist.	School
1.	Tim Conley	51.0	GF
2.	Brad Melendy	51.7	LIN
3.	Gary Hardy	52.9	PSU
4.	Tony Cantwell	56.0	PSU
5.			
6.			
7.			
8.			

PSU	Chem	GF	LIN	
0	2	0	9	
10	17	28	42	

EVENT: 100 m. Heat 1

Place	Name	Time/Ht/Dist.	School
1.	Curtis Brown	10.9	LIN
2.	Mark Anderson	11.2	LIN
3.	Mike Lewelling	11.2	CC
4.	Kele Marsters	11.2	LIN
5.	Dave Mueller	11.3	GF
6.			
7.			
8.			

PSU	Chem	GF	LIN	
10	17	28	42	

EVENT: 100 m. Heat 2 (NON-SCORING)

Place	Name	Time/Ht/Dist.	School
1.	Alan Fey	11.4	LIN
2.	Mark Ewing	11.4	LIN
3.	P.J. Conrad	11.5	LIN
4.	Van Velarde	12.4	PSU
5.			
6.			
7.			
8.			

10 17 28 41

Scoring 5, 3, 2, 1  
 relays 5, 3, 2

TEAM SCORES

PSU 10	Chem 17	GF 28	LIN 41	
0/10	0/17	5/33	6/47	

EVENT: 800 m.

Place	Name	Time/Ht/Dist.	School
1.	Scott Voyles	1:58.9	LIN
2.	Tim Graham	1:59.1	GF
3.	Randy Suigart	1:59.9	GF
4.	Will Stanfon	2:01.5	LIN
5.	Greg Kemphorn	2:02.1	PSU
6.	J. D. Vetsch	2:03.1	PSU
7.	Scott Haines	2:06.5	CC
8.	Joe Pattershall	2:08.9	PSU
	Chris Turner	2:09.4	LIN

PSU	Chem	GF	LIN	
0/10	0/17	3/36	5/52	

EVENT:

Place	Name	Time/Ht/Dist.	School
1.	Doug Rogers	55.5	LIN
2.	Scott Cummins	55.8	GF
3.			
4.			
5.			
6.			
7.			
8.			

PSU	Chem	GF	LIN	
3/13	0/17	0/36	8/60	

EVENT: High Jump

Place	Name	Time/Ht/Dist.	School
1.	Steve Seymour	6-4	LIN
2.	Dan Doherty	6-4	PSU
3.	Lance Hansen	5-10	LIN
4.	Pat Tinnell	5-8	LIN
5.	Pat Keeper	5-8	GF
6.	Brad Melendy	5-8	LIN
7.			
8.			

PSU	Chem	GF	LIN	
5/18	0/17	3/39	3/63	

EVENT: 200 m.

Place	Name	Time/Ht/Dist.	School
1.	Chad Campbell	22.3	PSU
2.	Tim Conley	22.6	GF
3.	Mark Andersen	22.9	LIN
4.	Kele Marsters	23.0	LIN
5.	Dave Mueller	23.2	GF
6.	Alan Fey	24.2	LIN
7.	Chris Lambert	24.8	LIN
8.			

PSU	Chem	GF	LIN	
1/19	5/22	5/44	0/63	

EVENT: Pole Vault

Place	Name	Time/Ht/Dist.	School
1.	Doug Peters	14-6	CC
2.	David Elkins	13-0	GFC
3.	David Nickel	12-0	GFC
4.	Van Velarde	12-0	PSU
5.			
6.			
7.			
8.			

PSU	Chem	GF	LIN	
1/19	5/22	5/44	0/63	

19 22 44 63

INFIELD TRACK AND FIELD

April 25, 1987

MEN

Scoring 5, 3, 2, 1  
relays 5, 3, 2

EVENT: Javelin

Place	Name	Time/Ht/Dist.	School
1.	Mike Watts	181-8	GF
2.	Kent Newberry	180-2 1/2	PSU
3.	John Weeks	178-6	LIN
4.	Sean Coste	174-9	LIN
5.	David Nickell	172-3	GF
6.	Chris Lambert	168-5 1/2	CC
7.	Troy Wakefield	167-1/2	PSU
8.	Mark Garvey	162-6	LIN

TEAM SCORES

PSU 19	Chem 22	GF 44	LIN 63
3	0	5	3
22	22	49	66

EVENT: 5000m.

Place	Name	Time/Ht/Dist.	School
1.	Eric Kelso	16:17.5	Chem
2.	Dan Tow	16:21.4	LIN
3.	Trevor Jacobson	16:38.6	LIN
4.	Frank Voth	17:00.0	Chem
5.	Pete Carleson	17:39.3	LIN
6.			
7.			
8.			

PSU	Chem	GF	LIN
0	6	0	5
22	28	49	71

EVENT: 1600m. relay

Place	Name	Time/Ht/Dist.	School
1.	Onua, Swigart, Cummins, Conley	3:29.2	GF
2.	Melenby, Rogers, Voyles, Stanton	3:38.5	LIN
3.	Hansen, Coste, Euling, Tinnell	3:46.9	LIN (Non-scoring)
4.			
5.			
6.			
7.			
8.			

PSU	Chem	GF	LIN
0	0	5	3
22	28	54	74

EVENT: Triple Jump

Place	Name	Time/Ht/Dist.	School
1.	Mike Lewelling	46-8 1/4	Chem
2.	Dan Doherty	45-7 1/2	PSU
3.	Kele Marsters	43-9	LIN
4.	Pat Leeper	40-10	GF
5.	Van Velarde	38-6 1/2	PSU
6.			
7.			
8.			

PSU	Chem	GF	LIN
3	5	1	2
25	33	55	76

EVENT: DISCUS

Place	Name	Time/Ht/Dist.	School
1.	Mike Watts	153-1	GF
2.	Tony Truax	121-5 1/2	LIN
3.	Kyle Kobow	120-1/2	LIN
4.	Terry Prestianni	115-0	LIN
5.	John Weeks	113-1	LIN
6.	Scott Hartmann	85-8	CC
7.			
8.			

PSU	Chem	GF	LIN
0	0	5	6
25	33	60	82

25 33 60 82

**DAY 1**

**Thursday, May 21, 1987**

**MEN'S DIVISION  
Opening Day  
Heat Sheets**

**NAIA National Outdoor  
Track and Field Championships  
Russellville, Arkansas**

36TH ANNUAL MEN'S & 7TH ANNUAL WOMEN'S  
NAIA NATIONAL OUTDOOR TRACK & FIELD CHAMPIONSHIPS  
MAY 21-23, 1987

AT RUSSELLVILLE HIGH SCHOOL - SPONSORED BY ARKANSAS TECH AND THE RUSSELLVILLE CHAMBER OF COMMERCE  
TENTATIVE SCHEDULE OF EVENTS

**THURSDAY, MAY 21, 1986**

8:45 a.m. Heptathlon (100.-H.J.-S.P.  
200 Women  
9:00 a.m. Decathlon (100m-L.J.-S.P.-H.J.  
400) Men

**FIELD EVENTS**

3:30 p.m. Hammer-Men-Trials & FINALS  
3:30 p.m. Long Jump-Women-Trials & FINALS  
4:00 p.m. Shot Put-Women-Trials & FINALS  
4:00 p.m. Javelin-Men-Trials & FINALS  
6:00 p.m. Long Jump-Men-Trials & FINALS

**RUNNING EVENTS**

4:30 p.m. Steeplechase-Men-Trials  
5:00 p.m. Sprint Medley Relay-Women-Trials  
5:15 p.m. 400m Relay-Men-Trials  
5:30 p.m. 1500m-Women-Trials  
5:50 p.m. 1500-Men-Trials  
6:10 p.m. OPENING CEREMONIES  
6:30 p.m. 100m Hurdles-Women-Trials  
6:50 p.m. 110 Hurdles-Men-Trials  
7:10 p.m. 400m-Women-Trials  
7:25 p.m. 400m-Men-Trials  
7:40 p.m. 100m-Women-Trials  
7:55 p.m. 100m-Men-Trials  
8:10 p.m. 800m-Women-Trials  
8:30 p.m. 800m-Men-Trials  
8:50 p.m. 200m-Women-Trials  
9:05 p.m. 200m-Men-Trials  
9:20 p.m. 400m Hurdles-Women-Trials  
9:35 p.m. 400m Hurdles-Men-Trials  
9:55 p.m. Sprint Medley Relay-Women-FINALS  
10:05 p.m. 10,000m-Men-FINALS  
10:40 p.m. 10,000m-Women-FINALS

**FRIDAY, MAY 23, 1986**

8:30 a.m. Decathlon (110 HH, DT, PV, JT,  
1500-Men  
8:30 a.m. Heptathlon (LJ, JT, 800)-Women

**FIELD EVENTS**

2:00 p.m. High Jump-Women-Trials & FINALS  
3:00 p.m. Javelin-Women-Trials & FINALS  
3:00 p.m. Triple Jump-Women-Trial & FINALS  
5:00 p.m. Shot Put-Men-Trials & FINALS  
6:00 p.m. Triple Jump-Men-Trials & FINALS



**FRIDAY, MAY 22, 1987**

**RUNNING EVENTS**

3:30 p.m. 100m Hurdles-Women-Semis  
3:50 p.m. 110 Hurdles-Men-Semis  
4:10 p.m. 100m-Women-Semis  
4:25 p.m. 100m-Men-Semis  
4:40 p.m. 400m-Women-Semis  
4:55 p.m. 400m-Men-Semis  
5:15 p.m. 800m-Women-Semis  
5:30 p.m. 800m-Men-Semis  
5:45 p.m. 400 Relay-Women-Semis  
6:00 p.m. 400 Relay-Men-Semis  
6:20 p.m. OPENING CEREMONIES  
6:40 p.m. 100m-Hurdles-Women-FINALS  
6:50 p.m. 110 Hurdles-Men-FINALS  
7:00 p.m. 400m Hurdles-Women-Semis  
7:20 p.m. 400m Hurdles-Men-Semis  
7:40 p.m. 100m-Women-FINALS  
7:50 p.m. 100m-Men-FINALS  
8:00 p.m. AWARDS  
8:30 p.m. 5000m-Women-Semis  
8:55 p.m. 5000m-Men-Semis  
9:30 p.m. 4x400m Relay-Women-Trials  
9:50 p.m. 4x400m Relay-Men-Trials  
10:10 p.m. 10,000m Walk-Men-FINALS

**SATURDAY, MAY 23, 1987**

**FIELD EVENTS**

1:30 p.m. High Jump-Men-FINALS  
2:00 p.m. Discus-Women-Trials & FINALS  
2:00 p.m. Pole Vault-Men-FINALS  
4:00 p.m. Discus-Men-Trials & FINALS

**RUNNING EVENTS**

6:00 a.m. Marathon-Men & Women-FINALS  
5:10 p.m. OPENING CEREMONIES  
5:30 p.m. 3000 Women-FINALS  
5:45 p.m. 3000 Steeplechase-Men-FINALS  
6:00 p.m. 4x100 Relay-Women-FINALS  
6:10 p.m. 4x100 Relay-Men-FINALS  
6:20 p.m. 1500m-Women-FINALS  
6:30 p.m. 1500m-Men-FINALS  
6:40 p.m. 200m-Women-Semis  
6:55 p.m. 200m-Men-Semis  
7:15 p.m. 400m Hurdles-Women-FINALS  
7:25 p.m. 400m Hurdles-Men-FINALS  
7:30 p.m. 400m-Women-FINALS  
7:45 p.m. 400m-Men-FINALS  
7:55 p.m. 800m-Women-FINALS  
8:05 p.m. 800m-Men-FINALS  
8:15 p.m. 200m-Women-FINALS  
8:25 p.m. 200 Men-FINALS  
8:30 p.m. AWARDS  
9:00 p.m. 5000m-Women-FINALS  
9:20 p.m. 5000m-Men-FINALS  
9:50 p.m. 4x400 Relay-Women-FINALS  
10:00 p.m. 4x400 Relay-Men-FINALS  
10:05 p.m. CLOSING TEAM AWARDS

DECATHLON HEAT SHEET NAIA NATIONAL TRACK MEET

FIRST DAY

100 M Heat 1

Lane

1	Peter Gnas	Western State, CO
2	Tom Crabtree	Emporia State, KS
3	Mike Gilbert	Northwest Nazarene
4	Chad Ficek	Calif. Lutheran
5	Mario Riveros	Azusa Pacific, CA
6	Lindahl Lucas	Calif. Lutheran
7	Rich Verbel	Azusa Pacific, CA

Heat 2

Lane

1	Dave Danglesis	Azusa Pacific, Ca
2	Jack Nance	Azusa Pacific, CA
3	Dan Moore	Chardon State, NE
4	Brian Lange	Kearney State, NE
5	Paul Dotson	Missouri Baptist
6	Gary Knolton	Whitworth, WA
7	Shawn Steen	Eastern Oregon

Long Jump

1	Shawn Steen	Eastern Oregon
2	Peter Gnas	Western State, CO
3	Paul Dotson	Missouri Baptist
4	Gary Knolton	Whitworth, WA
5	Tom Crabtree	Emporia State, KS
6	Jack Nance	Azusa Pacific, CA
7	Dan Moore	Chadron State, NE
8	Dave Danglesis	Azusa Pacific, CA
9	Mario Riveros	Azusa Pacific, CA
10	Brian Lange	Kearney State, NE
11	Rick Verbel	Azusa Pacific, CA
12	Lyndahl Lucas	Calif. Lutheran
13	Chad Ficek	Calif. Lutheran
14	Mike Gilbert	Northwest Nazarene

Shot

1	Brian Lange	Kearney State, NE
2	Mario Riveros	Azusa Pacific, CA
3	Paul Dotson	Missouri Baptist
4	Jack Nance	Azusa Pacific, CA
5	Gary Knolton	Whitworth, WA
6	Tom Crabtree	Emporia State, KS
7	Dave Danglesis	Azusa Pacific, CA
8	Mike Gilbert	Northwest Nazarene
9	Rick Berbel	Azusa Pacific, Ca
10	Dan Moore	Chadron State, NE
11	Lindahl Lucas	Calif. Lutheran
12	Shawn Steen	Eastern Oregon
13	Chad Ficek	Calif. Lutheran
14	Peter Gnas	Western State, CO



## High Jump

1	Brian Lange	Kearney State, NE
2	Dave Danglesis	Azusa Pacific, CA
3	Shawn Steen	Eastern Oregon
4	Chan Ficek	California Lutheran
5	Mike Gilbert	Northwest Nazarene
6	Rick Verbel	Azusa Pacific, CA
7	Tom Crabtree	Emporia State, KS
8	Peter Gnas	Western State CO
9	Mario Riveros	Azusa Pacific, CA
10	Gary Knolton	Whitworth WA
11	Lindhahl Lucas	California Lutheran
12	Dave Danglesis	Azusa Pacific, CA
13	Jack Nance	Azusa Pacific, CA
14	Dan Moore	Chadron State, NE

## 400m Heat 1

### Lane

1	Brian Lange	Kearney State, NE
2	Rick Verbel	Azusa Pacific, CA
3	Paul Dotson	Missouri Baptist
4	Dave Danglesis	Azusa Pacific, CA
5	Shawn Steen	Eastern Oregon
6	Peter Gnas	Western State, CO
7	Lindhahl Lucas	California Lutheran

## Heat 2

### Lane

1	Chad Ficek	California Lutheran
2	Mike Gilbert	Northwest Nazarene
3	Dan Moore	Chadron State NE
4	Tom Crabtree	Emporia State, KS
5	Jack Nance	Azusa Pacific, CA
6	Mario Riveros	Azusa Pacific, CA
7	Gary Knolton	Whitworth, WA

## SECOND DAY

## 110m Hurdles

### Lane

1	Gary Knolton	Whitworth, WA
2	Chad Ficek	California Lutheran
3	Tom Crabtree	Emporia State, KS
4	Paul Dotson	Missouri Baptist
5	Dan Moore	Chadron State
6	Lindhahl Lucas	California Lutheran
7	Peter Gnas	Western State, CO

## Heat 1

## Heat 2

### Lane

1	Mike Gilbert	Northwest Nazarene
2	Brian Lange	Kearney State, NE
3	Shawn Steen	Eastern Oregon
4	Mario Riveros	Azusa Pacific, CA
5	Jack Nance	Azusa Pacific, CA
6	Rick Verbel	Azusa Pacific, CA
7	Dave Danglesis	Azusa Pacific, CA

### Discus

1	Dave Danglesis	Azusa Pacific, CA
2	Shawn Steen	Eastern Oregon
3	Lindhahl Lucas	California Lutheran
4	Gary Knolton	Whitworth, WA
5	Jack Nance	Azusa Pacific, CA
6	Mario Riveros	Azusa Pacific, CA
7	Mike Gilbert	Northwest Nazarene
8	Rick Verbel	Azusa Pacific, CA
9	Peter Gnas	Western State, CO
10	Chad Ficek	California Lutheran
11	Brian Lange	Kearney State, NE
12	Tom Crabtree	Emporia State, KS
13	Paul Dotson	Missouri Baptist
14	Dan Moore	Chadron State, NE

### Pole Vault

1	Mario Riveros	Azusa Pacific, CA
2	Shawn Steen	Eastern Oregon
3	Rick Verbel	Azusa Pacific, CA
4	Peter Gnas	Western State
5	Lindhahl Lucas	California Lutheran
6	Dan Moore	Chadron State, NE
7	Paul Dotson	Missouri Baptist
8	Gary Knolton	Whitworth, WA
9	Jack Nance	Azusa Pacific, CA
10	Brian Lange	Kearney State, NE
11	Chad Ficek	California Lutheran
12	Tom Crabtree	Emporia State, KS
13	Dave Danglesis	Azusa Pacific, CA
14	Mike Gilbert	Northwest Nazarene

Javelin

1	Gary Knolton	Whitworth, WA
2	Shawn Steen	Eastern Oregon
3	Dan Moore	Chadron State, NE
4	Lindahl Lucas	California Lutheran
5	Tom Crabtree	Emporia State, KS
6	Mike Gilbert	Northwest Nazarene
7	Mario Riveros	Azusa Pacific, CA
8	Jack Nance	Azusa Pacific, CA
9	Rick Verbel	Azusa Pacific, CA
10	Dave Danglesis	Azusa Pacific, CA
11	Peter Gnas	Western State
12	Paul Dotson	Missouri Baptist
13	Chad Ficek	California Lutheran
14	Brian Lange	Kearney State, NE

tr ~ ~ .

1,500M to be heated

HAMMER, MEN  
NAIA NATL OUTDOOR T & F

PRELIM # 1  
RUSSELLVILLE, AR

EVENT # 11 05-20-1987--19:46:39  
MAY 21, 1987

Schedule - Prelim:

Semi:

Final: 3:30PM-THURSDAY

Records - NAIA MEN : 225-10.0 Doug Barnett, Azusa Pac. CA 68.84, 1982  
NAIA WOMEN : NO MARK  
N/A : NO MARK  
N/A : NO MARK

ENTRANT #	NAME	GR	AFFILIATION	PREV. MARK	POSITION	PLACE	MARK
					1	-----	-----
282	TIM JACOBSON	Jr	Whitworth WA	183-04.0	2	-----	-----
84	BRUCE STANCELL	Sr	Pittsburg State KS	171-08.0	3	-----	-----
177	ROB BERGSTROM	Sr	Bethany KS	168-03.0	4	-----	-----
622	JOHN CHANDLER	Sr	Hillsdale MI	183-04.0	5	-----	-----
690	RODERICK JONES	Fr	Prairie View A&M TX	128-00.0	6	-----	-----
					7	-----	-----

PRELIM #2

ENTRANT #	NAME	GR	AFFILIATION	PREV. MARK	POSITION	PLACE	MARK
					1	-----	-----
162	RICH CANOLE	Sp	Saginaw Valley State MI	168-03.0	2	-----	-----
586	JON TORRENCE	Sr	Central Washington	187-10.0	3	-----	-----
700	KEITH HARVEY	Sr	Prairie View A&M TX	145-00.0	4	-----	-----
423	DAN DICKEY	Sr	Southwestern KS	172-03.0	5	-----	-----
467	SOREN SORENSON	Sr	Western Oregon State	175-05.0	6	-----	-----
					7	-----	-----

PRELIM #3

ENTRANT #	NAME	GR	AFFILIATION	PREV. MARK	POSITION	PLACE	MARK
					1	-----	-----
284	ARNIE TYLER	Sr	Whitworth WA	172-06.0	2	-----	-----
74	TOM BEEBE	Sr	Pittsburg State KS	164-10.0	3	-----	-----
351	JERRY GOODWIN	Jr	Western Washington	162-00.0	4	-----	-----
35	TOMMY DANIEL	1	Azusa Pacific CA	173-05.0	5	-----	-----
67	KYONG SONG	Jr	Point Loma Nazarene CA	195-07.0	6	-----	-----
					-	-----	-----

JAVELIN, MEN  
NAIA NATL OUTDOOR - M & F

PRELIM # 1  
RUSSELLVILLE, AR

EVENT # 1 05-20-1987 14:54  
MAY 21, 1987

Schedule - Prelim:

Semi:

Final: 4:00PM-THURSDAY

Records - NAIA MEN : 276-03.0 Dan Thomasson, Pittsburg StKS 84.20, 1985  
NAIA WOMEN : NO MARK  
N/A : NO MARK  
N/A : NO MARK

ENTRANT #	NAME	GR	AFFILIATION	PREV. MARK	POSITION	PLACE	MARK
					1	-----	-----
156	PAUL RONHOVDE	Sr	Midland Lutheran NE	189-02.0	2	-----	-----
502	PAUL KOBYLINSKI	Jr	Missouri Valley MO	211-11.0	3	-----	-----
624	PETE DZWILEWSKI	Sr	Hillsdale MI	201-02.5	4	-----	-----
48	RICH VERBAL	Sp	Azusa Pacific CA	201-08.0	5	-----	-----
295	CRAIG STELLING	Sr	Pacific Lutheran WA	216-03.0	6	-----	-----

PRELIM #2

ENTRANT #	NAME	GR	AFFILIATION	PREV. MARK	POSITION	PLACE	MARK
					1	-----	-----
751	CHRIS GRANTHAM	Sr	Austin TX	217-09.0	2	-----	-----
75	BOB CAMPBELL	Jr	Pittsburg State KS	203-08.0	3	-----	-----
576	KURT WESTHOFF	Jr	Westmar IA	192-10.0	4	-----	-----
536	BRIAN SIEFERT	Jr	Franklin IN	200-11.0	5	-----	-----
592	RICK CLEVELAND	Sr	Spring Arbor MI	210-09.5	6	-----	-----

PRELIM #3

ENTRANT #	NAME	GR	AFFILIATION	PREV. MARK	POSITION	PLACE	MARK
					1	-----	-----
483	DERON DOLFI	Sp	Chadron State NE	206-08.0	2	-----	-----
237	MARCO MONTOYA	Jr	Wayland Baptist TX	198-04.0	3	-----	-----
82	JEFF SHAW	Jr	Pittsburg State KS	222-05.0	4	-----	-----
231	PATRICK BAILEY	Sp	Wayland Baptist TX	198-10.0	5	-----	-----
120	ROBERT HARRIS	Sr	Adams State CO	207-11.0	6	-----	-----

LONG JUMP, MEN  
NAIA NATL OUTDOOR T & F

PRELIM # 1  
LESELLVILLE, AR

EVENT : 15-20-1987--19:40:39  
MAY 21, 1987

Schedule - Prelim:

Semi:

Final: 6:00PM-THURSDAY

Records - NAIA MEN : 26-06.5 Joshua Owusu, Angelo St. TX 8.09, 1974  
NAIA WOMEN : NO MARK  
NFA : NO MARK  
NFA : NO MARK

3 FLIGHTS OF 5, 3 FLIGHTS OF 4; QUALIFY 8 TO FINALS, JUMP IN INVERSE

ENTRANT #	NAME	GR	AFFILIATION	PREV. MARK	POSITION	PLACE	MARK
					1	-----	-----
695	DENNIS MCWHINNEY	Jr	Prairie View A&M TX	24-11.0	2	-----	-----
267	MARK MCCLURE	Fr	Malone OH	22-06.0	3	-----	-----
20	MYRON JEFFERSON	Sp	Southern Colorado	23-11.0	4	-----	-----
241	ALRICK MUNROE	Jr	Wayland Baptist TX	24-10.5	5	-----	-----
17	ERIC BALDWIN	Fr	Southern Colorado	23-11.0	6	-----	-----
	<i>PRELIM #2</i>				7	-----	-----

ENTRANT #	NAME	GR	AFFILIATION	PREV. MARK	POSITION	PLACE	MARK
					1	-----	-----
31	HERBIE AKPON	Sp	Azusa Pacific CA	24-10.0	2	-----	-----
749	WAYNE COLEMAN	Sp	Austin TX	22-09.0	3	-----	-----
383	JAMES LAND	Sr	West Virginia State	23-11.5	4	-----	-----
239	PHILMORE MORRIS	Sp	Wayland Baptist TX	25-08.24	5	-----	-----
7	CLARENCE DAVIS	Sr	Edward Waters FL	23-11.0	6	-----	-----

*PRELIM #3*

ENTRANT #	NAME	GR	AFFILIATION	PREV. MARK	POSITION	PLACE	MARK
					1	-----	-----
757	ENOS WATTS		Chicago State IL	22-11.5	2	-----	-----
4	CHRIS POSTON	Sp	Gardner-Webb NC	23-11.0	3	-----	-----
225	IVAN LOWE	Jr	Northwood Institute MI	24-00.0	4	-----	-----
148	RODGERS GAINES		Quachita Baptist AR	24-08.5	5	-----	-----
508	ANTHONY BEA	Jr	Arkansas Monticello	26-03.0	6	-----	-----



Schedule - Prelims:

Semi:

Final: 6:00PM-THURSDAY

Records - NAIA MEN : 26-06.5 Joshua Omusu, Angelo St. TX 8.09, 1974  
 NAIA WOMEN : NO MARK  
 N/A : NO MARK  
 N/A : NO MARK

3 FLIGHTS OF 5, 2 FLIGHTS OF 4; QUALIFY 8 TO FINALS, JUMP IN INVERSE

ENTRANT #	NAME	GR	AFFILIATION	PREV. MARK	POSITION	PLACE	MARK
					1	-----	-----
					2	-----	-----
500	BRIAN CLAYTON	Fr	Missouri Valley MO	23-10.0	3	-----	-----
512	KEIR HARRIS	Fr	Arkansas Monticello	24-07.5	4	-----	-----
735	TROY WHITLEY	Sr	Tarkio MO	23-03.0	5	-----	-----
256	TERRY TALTON	Jr	Tarleton State TX	24-00.0	6	-----	-----

PRELIM #5

ENTRANT #	NAME	GR	AFFILIATION	PREV. MARK	POSITION	PLACE	MARK
					1	-----	-----
					2	-----	-----
322	KEVIN MITCHELL	Sr	Carson-Newman TN	23-04.0	3	-----	-----
646	TROY KURETICH	Sr	California Lutheran	24-00.25	4	-----	-----
754	CHRIS GARRETT		Chicago State IL	23-09.0	5	-----	-----
205	LOU HUGHES	Sp	Central Arkansas	24-07.5	6	-----	-----

PRELIM #6

ENTRANT #	NAME	GR	AFFILIATION	PREV. MARK	POSITION	PLACE	MARK
					1	-----	-----
					2	-----	-----
393	DON CARTER	Sr	Fort Hays State KS	24-03.5	3	-----	-----
28	RONALD FALLEN	Jr	Southern New Orleans LA	23-08.0	4	-----	-----
257	DANNY WOOD	Fr	Tarleton State TX	23-06.0	5	-----	-----
34	DAVE DANLIS	Sp	Azusa Pacific CA	24-02.0	6	-----	-----

STEEPLE CHASE  
NAIA NATL OUTDOOR T & F

HEELIM # 1  
RUSSELLVILLE, AR

EVENT # 11 05-20-1987--19:12:58  
MAY 21, 1987

Schedule - Prelim: 4:30PM-THURSDAY

Semi:

Final: 5:45PM-SATURDAY

Records - NAIA MEN : 8:45.69 Kregg Einspahr Concordia NE 1981  
NAIA WOMEN : NO MARK  
N/A : NO MARK  
N/A : NO MARK

-----  
2 HEATS OF 12; TOP 6 FROM EACH HEAT ADVANCE  
-----

ENTRANT #	NAME	GR	AFFILIATION	PREV. MARK	POSITION	PLACE	MARK
522	CURT CASTETTER	Jr	North Florida	9:17.24	1	-----	-----
131	TIM VIGIL	Jr	Adams State CO	9:28.0	2	-----	-----
121	DAN JAQUEZ	Jr	Adams State CO	9:01.74	3	-----	-----
656	BILL DENT	Jr	Dickinson State ND	9:20.54	4	-----	-----
161	SHAUN BUTLER	Sp	Saginaw Valley State MI	9:11.70	5	-----	-----
270	JOHN SHRIVER	Jr	Malone OH	9:26.24	6	-----	-----
628	RICH PEWE	Jr	Hillsdale MI	9:23.74	7	-----	-----
408	DARRIN BOEHM	Sp	Valley City State ND	9:34.34	8	-----	-----
359	PETE BOWMAN	Sr	Taylor IN	9:28.57	9	-----	-----
378	JASON SCHENCK	Jr	Emporia State KS	9:25.1	10	-----	-----
44	DARREN NEAR	Jr	Azusa Pacific CA	9:19.0	11	-----	-----
746	MARK PIERSON	Sr	Rio Grande OH	9:14.14	12	-----	-----

EVENT OFFICIAL

TITLE

-----  
WIND READING: -----  
-----  
-----

STEEPLE CHASE.  
NAIA NATL OUTDOOR T & F

PRELIM # 1  
RUSSELLVILLE, AR

EVENT #  
MAY 21, 1987

5-20-1987--19:13:10

Schedule - Prelim: 4:30PM-THURSDAY

Seas:

Final: 5:45PM-SATURDAY

Records - NAIA MEN : 8:45.69 Kregg Einspahr Concordia NE 1981  
NAIA WOMEN : NO MARK  
N/A : NO MARK  
N/A : NO MARK

2 HEATS OF 12; TOP 6 FROM EACH HEAT ADVANCE

ENTRANT #	NAME	GR	AFFILIATION	PREV. MARK	POSITION	PLACE	MARK
670	ANDREW JERRELL	Sp	Glenville State WV	9:26.0	1	-----	-----
620	FRED KEM	Sr	Goshen IN	9:38.66	2	-----	-----
758	LANCE WRIGHT		Chicago State IL	9:20.0	3	-----	-----
498	MARK TRIMBLE	Jr	Oklahoma Christian	9:11.94	4	-----	-----
362	BRIAN SHEPHERD	Sr	Taylor IN	9:24.08	5	-----	-----
593	SCOTT COLE	Sr	Spring Arbor MI	9:28.44	6	-----	-----
348	BRAD ALEXANDER	Sr	Western Washington	9:26.64	7	-----	-----
292	MATT KNOX	Sp	Pacific Lutheran WA	9:15.61	8	-----	-----
358	HUGH WEBER	Sp	Western Washington	9:18.64	9	-----	-----
740	BRIAN T. REED	Fr	Winona State MN	9:22.84	10	-----	-----
436	DENNIS SMITHHISLER	Sr	Southwestern KS	9:09.0	11	-----	-----
220	RYAN ROBINSON	Sp	Western State CO	9:30.0	12	-----	-----

EVENT OFFICIAL

TITLE

WIND READING: -----

400 METER RELAY  
NAIA NATL OUTDOOR T & F

PRELIM # 1  
RUSSELLVILLE, AR

EVENT # 10 05-20-1987--19:15:13  
MAY 21, 1987

Schedule - Prelim: 5:15PM-THURSDAY    Semi: 6:00PM-FRIDAY    Final: 6:10PM-SATURDAY

Records - NAIA MEN : 40.02    Wayland Baptist TX    1985  
NAIA WOMEN : NO MARK  
N/A : NO MARK  
N/A : NO MARK

-----  
2 HEATS OF 8, 1 HEAT OF 7; TOP 5 FROM EACH HEAT ADVANCE  
-----

ENTRANT #	NAME	GR	AFFILIATION	PREV. MARK	POSITION	PLACE	MARK
507	/MISSOURI VALLEY		Missouri Valley MO	41.86	1	-----	-----
715	/CENTRAL STATE OK		Central State OK	41.42	2	-----	-----
347	/ANDERSON COLLEGE		Anderson IN	42.09	3	-----	-----
15	/EDWARDS WATERS COLL		Edward Waters FL	41.41	4	-----	-----
247	/WAYLAND BAPTIST		Wayland Baptist TX	40.17	5	-----	-----
515	/ARKANSAS MONTICELLO		Arkansas Monticello	41.07	6	-----	-----
521	/SOUTHERN ARKANSAS		Southern Arkansas	41.05	7	-----	-----

PRELIM #2

ENTRANT #	NAME	GR	AFFILIATION	PREV. MARK	POSITION	PLACE	MARK
390	/WEST VIRGINIA STATE		West Virginia State	41.34	1	-----	-----
616	/FLORIDA MEMORIAL		Florida Memorial FL	41.84	2	-----	-----
753	/AUSTIN COLLEGE		Austin TX	42.14	3	-----	-----
52	/AZUSA PACIFIC		Azusa Pacific CA	40.53	4	-----	-----
652	/CALIF. LUTHERAN		California Lutheran	41:25.0	5	-----	-----
759	/CHICAGO STATE UNIVE		Chicago State IL	41.04	6	-----	-----
153	/OUACHITA BAPTIST		Ouachita Baptist AR	41.44	7	-----	-----
701	/PRAIRIE A&M		Prairie View A&M TX	41.10	8	-----	-----

400 METER RELAY.  
NAIA NATL OUTDOOR

PRELIM #3  
RUSSELLVILLE, AR

EVENT  
MAY 21 1985

05-20-1985 10:40

Schedule - Prelim: 5:15PM-THURSDAY      Semi: 6:00PM-FRIDAY      Final: 9:10PM-SATURDAY

Records - NAIA MEN : 40.02      Wayland Baptist TX      1985  
NAIA WOMEN : NO MARK  
N/A : NO MARK  
N/A : NO MARK

2 HEATS OF 8, 1 HEAT OF 7; TOP 5 FROM EACH HEAT ADVANCE

ENTRANT #	NAME	GR AFFILIATION	PREV. MARK	POSITION	PLACE	MARK
567	/MISSOURI BAPTIST	Missouri Baptist	40.92	1	-----	-----
23	/SOUTHERN COLORADO	Southern Colorado	41.74	2	-----	-----
320	/HASTINGS COLLEGE	Hastings NE	41.18	3	-----	-----
213	/CENTRAL ARKANSAS	Central Arkansas	41.10	4	-----	-----
133	/ADAMS STATE	Adams State CO	41.67	5	-----	-----
602	/CARSON NEWMAN COLLE	Carson-Newman TN	42.14	6	-----	-----
97	/PITTSBURG STATE UNI	Pittsburg State KS	40.76	7	-----	-----
258	/TARLETON STATE	Tarleton State TX	41:09.0	8	-----	-----

EVENT OFFICIAL

TITLE

WIND READING: -----

-----

-----

-----

1500 METER, MEN  
NAIA NATL OUTDOOR T & F

FINAL  
RUSSELLVILLE, AR

EVENT # 05-20-1987--13:53:07  
MAY 21, 1987

Schedule - Prelim: 5:50PM-THURSDAY

Seai:

Final: 6:30PM-SATURDAY

Records - NAIA MEN : 3:44.88 Mike Boit E. New Mexico 1976  
NAIA WOMEN : NO MARK  
N/A : NO MARK  
N/A : NO MARK

PRELIM #1

2 HEATS OF 9, 1 HEAT OF 8; TOP 4 FROM EACH HEAT ADVANCE

ENTRANT #	NAME	GR	AFFILIATION	PREV. MARK	POSITION	PLACE	MARK
682	DAVID MATHERNE	Sr	Berry GA	3:50.0	1	-----	-----
198	SHAWN WHELOCK	Sp	Doane NE	3:50.66	2	-----	-----
719	MIKE APPLETON		Eastern Oregon State	3:56.91	3	-----	-----
78	MONTE HAYS	Sr	Pittsburg State KS	3:57.34	4	-----	-----
218	FRANK DROPEZA	Sp	Western State CO	3:46.0	5	-----	-----
627	DAVE MOHLMAN	Jr	Hillsdale MI	3:52.78	6	-----	-----
455	ROB NELSON	Jr	Simon Fraser CAN	3:53.44	7	-----	-----
62	ROGER THELEN		Moorhead State MN	3:59.74	8	-----	-----
259	JIM KLAMPE	Jr	Mid-America Nazarene KS	4:01.7	9	-----	-----

PRELIM #2

ENTRANT #	NAME	GR	AFFILIATION	PREV. MARK	POSITION	PLACE	MARK
104	JIM MATTSON	Jr	Westmont CA	3:50.98	1	-----	-----
130	MAURICE SMITH	Sr	Adams State CO	3:46.64	2	-----	-----
110	ROB MOORE	Sr	Cedarville OH	3:49.96	3	-----	-----
119	JEROME GUSMAN	Fr	Adams State CO	3:57.67	4	-----	-----
209	BILLY MCFARLAND	Sp	Central Arkansas	3:56.54	5	-----	-----
346	BRIAN WILLIAMS	Sr	Anderson IN	3:52.06	6	-----	-----
232	PAUL DREESSEN	Sp	Wayland Baptist TX	3:54.19	7	-----	-----
637	ABIODUM ADEMIUS	Jr	Paul Quinn TX	4:05.0	8	-----	-----
677	JIM SPRINGER	Sr	Park MO	3:59.46	9	-----	-----



1500 METER, MEN  
NAIA NATL OUTDOOR T & F

FINAL  
RUSSELLVILLE, AR

EVENT  
MAY 21 1987

05-20-1987--18:53:55

Schedule - Prelim: 5:50PM-THURSDAY

Semi:

Final: 6:30PM-SATURDAY

Records - NAIA MEN : 3:44.88  
NAIA WOMEN : NO MARK  
N/A : NO MARK  
N/A : NO MARK

Mike Boit

E. New Mexico 1976

PRELIM #3

2 HEATS OF 9, 1 HEAT OF 8; TOP 4 FROM EACH HEAT ADVANCE

ENTRANT #	NAME	GR AFFILIATION	PREV. MARK	POSITION	PLACE	MARK
743	DAVE LUCE	Sp Huntington IN	3:58.64	1	-----	-----
199	DUSTY COWELL	Jr Central Arkansas	3:56.04	2	-----	-----
584	MIKE PACE	Jr Central Washington	3:51.64	3	-----	-----
470	WES TILGNER	Sp Western Oregon State	3:48.44	4	-----	-----
375	ROBER JENNINGS	Sp Emporia State KS	3:48.53	5	-----	-----
571	DARRYL HALBERT	Sr Harding AR	3:51.74	6	-----	-----
366	KEN LOBINS	Sr Wisconsin-Milwaukee	3:58.20	7	-----	-----
669	CHARLES DENT	Sp Glenville State WV	3:55.0	8	-----	-----

EVENT OFFICIAL

TITLE

WIND READING: -----

110 METER HURDLES, MEN  
NAIA NATL OUTDOOR T & F

PRELIM # 1  
RUSSELLVILLE, AR

EVENT # 2 05-20-1987--18:11:15  
MAY 21, 1987

Schedule - Prelim: 6:50PM-THURSDAY      Semi: 3:50PM-FRIDAY      Final: 6:50PM-FRIDAY

Records - NAIA MEN : 13.74      Rodney Milburn      Southern-BR, LA -72  
NAIA WOMEN : NO MARK  
N/A : NO MARK  
N/A : NO MARK

-----  
3 HEATS OF 7, 2 HEATS OF 6; TOP 3 FROM EACH HEAT ADVANCE  
-----

ENTRANT #	NAME	GR	AFFILIATION	PREV. MARK	POSITION	PLACE	MARK
96	CHARLES DUCKWORTH	Jr	Arkansas Tech	14.94	1	-----	-----
336	JEFF WINKLER	Jr	Oklahoma Baptist	14.61	2	-----	-----
31	HERBIE AKPOM	Sp	Azusa Pacific CA	13.85	3	-----	-----
723	TIM TAYLOR	Sr	Southwest Baptist MO	15.0	4	-----	-----
56	CRAIG KRUPKE		Moorhead State MN	14.28	5	-----	-----
37	SAM DODD	Fr	Azusa Pacific CA	14.64	6	-----	-----
590	ADOLPHUS ONUA	Sr	George Fox OR	14.28	7	-----	-----
					8	-----	-----

PRELIM # 2

ENTRANT #	NAME	GR	AFFILIATION	PREV. MARK	POSITION	PLACE	MARK
611	DARNELL ANDERSON	Fr	Florida Memorial FL	14.64	1	-----	-----
707	TERRY FISHER	Sr	Central State OK	14.84	2	-----	-----
38	ANTHONY HOUSE	Jr	Azusa Pacific CA	14.19	3	-----	-----
303	DARRIS BLACKBURN	Jr	Wayne State NE	14.60	4	-----	-----
385	SANCHEZ MADDOX	Sp	West Virginia State	14.42	5	-----	-----
696	KEVIN MCKINLEY	Sr	Prairie View A&M TX	13.94	6	-----	-----
402	MARTIN SCHMIDT	Sr	Fort Hays State KS	15.04	7	-----	-----
					8	-----	-----

PRELIM #3

ENTRANT #	NAME	GR AFFILIATION	PREV. MARK	POSITION	PLACE	MARK
334	MARK ALSIP	2 Oklahoma Baptist	14.84	1	-----	-----
708	RODNEY GLENN	Fr Central State OK	14.51	2	-----	-----
558	TONY CHATMEN	Missouri Baptist	15.20	3	-----	-----
396	JON HASELHORST	Fr Fort Hays State KS	14.02	4	-----	-----
70	PHILLIP WILLIAMS	Jr Point Loma Nazarene CA	14.11	5	-----	-----
639	MIKE ADAMS	Jr Northeastern State OK	14.55	6	-----	-----
579	CHARLES CHANDLER	Sr Central Washington	14.72	7	-----	-----
				8	-----	-----

PRELIM #4

ENTRANT #	NAME	GR AFFILIATION	PREV. MARK	POSITION	PLACE	MARK
				1	-----	-----
527	LUTHER RAGSDALE	Jr Graceland IA	14.06	2	-----	-----
210	DWAYNE ROBERTS	Sr Central Arkansas	14.54	3	-----	-----
647	TODD LEAVENS	Jr California Lutheran	14.73	4	-----	-----
42	IKE MBADUGHA	Sp Azusa Pacific CA	14.04	5	-----	-----
535	TYRONE LEWIS	Fr Minot State ND	14.82	6	-----	-----
150	MICHAEL McCARTHER	Ouachita Baptist AR	14.54	7	-----	-----
				8	-----	-----

PRELIM #5

ENTRANT #	NAME	GR AFFILIATION	PREV. MARK	POSITION	PLACE	MARK
				1	-----	-----
21	BRYON ROBINSON	Fr Southern Colorado	14.77	2	-----	-----
520	LEE VAUGHN	Southern Arkansas	14.04	3	-----	-----
225	IVAN LOWE	Jr Northwood Institute MI	14.54	4	-----	-----
489	DANNY MOORE	Jr Chadron State NE	14.80	5	-----	-----
234	MICHAEL JONSON	Fr Wayland Baptist TX	14.54	6	-----	-----
431	MANNY NEWMAN	Fr Southwestern KS	14.04	7	-----	-----
				8	-----	-----

400 METER, MEN  
NAIA NATL OUTDOOR T & F

PRELIM # 1  
RUSSELLVILLE, AR

EVENT # 4  
MAY 21, 1987 05-20-1987--18:16:42

Schedule - Prelim: 7:25PM-THURSDAY Semi: 4:55PM-FRIDAY Final: 7:45PM-SATURDAY

Records - NAIA MEN : 45.07 Devon Morris Wayland Bapt. TX -86  
NAIA WOMEN : NO MARK  
N/A : NO MARK  
N/A : NO MARK

4 HEATS OF 7; TOP 4 FROM EACH HEAT ADVANCE

ENTRANT #	NAME	SR	AFFILIATION	PREV. MARK	POSITION	PLACE	MARK
511	DARNELL ANDERSON	Fr	Florida Memorial FL	47.44	1	-----	-----
605	TRACY M. DAUGHERTY	Sr	Puget Sound WA	48.08	2	-----	-----
196	SHAWN MOHRMAN	Sp	Doane NE	48.47	3	-----	-----
245	JAMES ROLLE	Sp	Wayland Baptist TX	45.91	4	-----	-----
386	CHARLES OAKES	Sp	West Virginia State	49.02	5	-----	-----
529	PETER SCOTT	Jr	King's College NY	47.56	6	-----	-----
517	JERRY CHANDLER	4	Southern Arkansas	48.02	7	-----	-----
					8	-----	-----

PRELIM #2

ENTRANT #	NAME	SR	AFFILIATION	PREV. MARK	POSITION	PLACE	MARK
238	DEVON MORRIS	Jr	Wayland Baptist TX	45.93	1	-----	-----
648	TERRANCE LEE	Jr	California Lutheran	47.72	2	-----	-----
511	ROGER FRANKLIN	Sp	Arkansas Monticello	47.15	3	-----	-----
526	ROB HEVERLING	Fr	Graceland IA	49.03	4	-----	-----
509	KERRY BRYANT	Fr	Arkansas Monticello	48.25	5	-----	-----
297	SHERLON DIDIER	Sp	Lubbock Christian TX	47.94	6	-----	-----
672	THIM BROWN	Sr	Park MO	48.44	7	-----	-----
					8	-----	-----

400 METER, MEN  
NAIA NATL OUTDOOR T & F

PRELIM # 3  
RUSSELLVILLE, AR

EVENT # 4  
MAY 21, 1987  
05-20-1987--19:17:05

Schedule - Prelim: 7:25PM-THURSDAY      Semi: 4:55PM-FRIDAY      Final: 7:45PM-SATURDAY

Records - NAIA MEN : 45.07      Devon Morris      Wayland Bapt. TX -86  
NAIA WOMEN : NO MARK  
N/A : NO MARK  
N/A : NO MARK

-----  
4 HEATS OF 7; TOP 4 FROM EACH HEAT ADVANCE  
-----

ENTRANT #	NAME	GR AFFILIATION	PREV. MARK	POSITION	PLACE	MARK
200	KENNETH DAVIS	Sp Central Arkansas	46.03	1	-----	-----
317	ANDRE BANDERS	Sp Hastings NE	48.30	2	-----	-----
338	ROBERT SMITH	Fr West Virginia State	47.80	3	-----	-----
328	STEVE KIRK	Sp Carson-Newman TN	49.38	4	-----	-----
242	PATRICK NWANGUZU	Sr Wayland Baptist TX	47.94	5	-----	-----
98	DOUG ABEL	Sp Northwestern College IA	48.41	6	-----	-----
212	PATRICK WOODSON	Fr Central Arkansas	47.04	7	-----	-----
				8	-----	-----

PRELIM #4

ENTRANT #	NAME	GR AFFILIATION	PREV. MARK	POSITION	PLACE	MARK
220	DENNIS ALEXANDER	Jr Wayland Baptist TX	47.94	1	-----	-----
485	CHARLES BRUCE	Sp Prairie View A&M TX	47.03	2	-----	-----
755	DEANAIL MITCHELL	Chicago State IL	47.90	3	-----	-----
301	ARMSTRONG WILLIAMS	Sp Lubbock Christian TX	48.34	4	-----	-----
493	FELTON NAILS	Sp Prairie View A&M TX	51.89	5	-----	-----
24	THADDEUS AZORE	Sr Southern New Orleans LA	48.34	6	-----	-----
689	ERIC POGUE	Jr Prairie View A&M TX	46.04	7	-----	-----
				8	-----	-----

100 METER, MEN  
NAIA NATL OUTDOOR T & F

PRELIM # 1  
RUSSELLVILLE, AR

EVENT # 1 05-20-1987--18:08:12  
MAY 21, 1987

Schedule - Prelim: 7:55PM-THURSDAY      Semi: 4:25PM-FRIDAY      Final: 7:50PM-FRIDAY

Records - NAIA MEN : 10.15      Innocent Egbunike      Azusa Pacific CA -84  
NAIA WOMEN : NO MARK  
N/A : NO MARK  
N/A : NO MARK

-----  
5 HEATS OF 8; TOP 3 FROM EACH HEAT ADVANCE  
-----

ENTRANT #	NAME	GR	AFFILIATION	PREV. MARK	POSITION	PLACE	MARK
99	TIM WHITT	Fr	Arkansas Tech	10.54	1	-----	-----
321	WILLIE LUNDY	Fr	Carson-Newman TN	10.31	2	-----	-----
534	JERRY GIRARD	Fr	Minot State ND	11.10	3	-----	-----
666	JAMES PARKS	Fr	Kearney State NE	10.64	4	-----	-----
550	DAVID PALMER	Sr	Concordia NE	10.80	5	-----	-----
738	ERIC BURRELL	Fr	Minnesota-Morris	10.84	6	-----	-----
484	TONY EDDINGS	Sr	Chadron State NE	10.53	7	-----	-----
570	ATTAH FRIMPONG	Jr	Harding AR	10.64	8	-----	-----

PRELIM #2

ENTRANT #	NAME	GR	AFFILIATION	PREV. MARK	POSITION	PLACE	MARK
387	GERRY SANDERS	Fr	West Virginia State	10.52	1	-----	-----
26	RODNEY BUGGAGE	Fr	Southern New Orleans LA	11.06	2	-----	-----
518	HERBERT COLEMAN		Southern Arkansas	10.74	3	-----	-----
241	ALRICK MUNROE	Jr	Wayland Baptist TX	10.34	4	-----	-----
704	KEVIN CAMPBELL	Fr	Central State OK	10.71	5	-----	-----
261	WILLIE WILLIAMS	Sp	Langston OK	10.55	6	-----	-----
645	ANTHONY HARDY	Jr	California Lutheran	10.87	7	-----	-----
233	MORRIS EGON	Sr	Wayland Baptist TX	10.64	8	-----	-----



**PRELIM #3**

ENTRANT #	NAME	GR	AFFILIATION	PREV. MARK	POSITION	PLACE	MARK
149	ROBERT KEMP		Ouachita Baptist AR	10.94	1	-----	-----
714	TIM TAYLOR	Sr	Central State OK	10.71	2	-----	-----
412	LAVELLE KINNEY	Jr	High Point NC	11.04	3	-----	-----
462	CHRIS LOCK	Sr	Simon Fraser CAN	10.74	4	-----	-----
244	ROCELLIUS POPE	Sr	Wayland Baptist TX	10.34	5	-----	-----
10	ELTON KING	Jr	Edward Waters FL	10.59	6	-----	-----
45	PATRICK NWANKNO	Jr	Azusa Pacific CA	10.52	7	-----	-----
86	DARRYL WREN	Fr	Pittsburg State KS	10.64	8	-----	-----

**PRELIM #4**

ENTRANT #	NAME	GR	AFFILIATION	PREV. MARK	POSITION	PLACE	MARK
750	DONALD DUNLAP	Fr	Austin TX	10.59	1	-----	-----
33	MARCUS CHEEKS	Jr	Azusa Pacific CA	10.74	2	-----	-----
513	CHRIS JACKSON	Jr	Arkansas Monticello	11.0	3	-----	-----
251	ROBERT JONES	Jr	Tarleton State TX	10.74	4	-----	-----
324	KENNY MCCLAIREN	Fr	Carson-Newman TN	11.04	5	-----	-----
85	MONTE WEATHERS	Jr	Pittsburg State KS	10.64	6	-----	-----
711	DALLAS TICE	Jr	Central State OK	10.51	7	-----	-----
431	MANNY NEWMAN	Fr	Southwestern KS	10.34	8	-----	-----

**PRELIM #5**

ENTRANT #	NAME	GR	AFFILIATION	PREV. MARK	POSITION	PLACE	MARK
141	DAVID GRAY	Jr	Henderson State AR	11.04	1	-----	-----
319	OMAR WHITFIELD	Fr	Hastings NE	10.39	2	-----	-----
756	DAVID ROGAN		Chicago State IL	10.50	3	-----	-----
638	CHARLES SILMON	Fr	Paul Quinn TX	10.62	4	-----	-----
630	DARRYL WARNER	Sp	Hillsdale MI	10.61	5	-----	-----
115	JOHN LEWIS	Jr	Sul Ross State TX	10.74	6	-----	-----
79	JIMMY MOULDS	Sp	Pittsburg State KS	10.74	7	-----	-----
8	RONALD GRAHAM	Fr	Edward Waters FL	10.02	8	-----	-----

900 METER, MEN  
NAIA NATL OUTDOOR T & F

PRELIM # 1  
RUSSELLVILLE, AR

EVENT # 6 05-20-1987--18:19:39  
MAY 21, 1987

Schedule - Prelim: 9:30PM-THURSDAY      Semi: 5:30PM-FRIDAY      Final: 8:05PM-SATURDAY

Records - NAIA MEN : 2:27.02      Evans White      Prairie View TX -79  
NAIA WOMEN : NO MARK  
N/A : NO MARK  
N/A : NO MARK

-----  
5 HEATS OF 7, HEAT OF 8; TOP 4 FROM EACH HEAT ADVANCE  
-----

ENTRANT #	NAME	GR	AFFILIATION	PREV. MARK	POSITION	PLACE	MARK
318	ROB SPYKSTRA	Sr	Hastings NE	1:51.89	1	-----	-----
235	MICHAEL GREGORY	Fr	Wayland Baptist TX	1:47.63	2	-----	-----
278	PAUL ORCUTT	Sr	Northern State SD	1:55.04	3	-----	-----
548	SCOTT JANKE	Jr	Concordia NE	1:53.06	4	-----	-----
276	JOHN LUTHER	Jr	Northern State SD	1:55.24	5	-----	-----
669	CHARLES DENT	Sp	Glenville State WV	1:53.06	6	-----	-----
366	KEN LOBINS	Sr	Wisconsin-Milwaukee	1:51.64	7	-----	-----
					8	-----	-----

PRELIM #2

ENTRANT #	NAME	GR	AFFILIATION	PREV. MARK	POSITION	PLACE	MARK
211	CHAD SIMPSON	Fr	Central Arkansas	1:55.54	1	-----	-----
758	LANCE WRIGHT		Chicago State IL	1:53.0	2	-----	-----
706	MIKE CHERRY	Sr	Central State OK	1:53.12	3	-----	-----
692	ANTHONY CHRISTIE	Fr	Prairie View A&M TX	1:48.24	4	-----	-----
496	BRETT MCKNIGHT	Sr	Oklahoma Christian	1:51.96	5	-----	-----
299	MIKE MARSHALL	Jr	Lubbock Christian TX	1:51.44	6	-----	-----
61	JEFF STREICH		Moorhead State MN	1:54.90	7	-----	-----
					8	-----	-----

900 METER, MEN  
NAIA NATL OUTDOOR T & F

PRELIM # 3  
RUSSELLVILLE, AR

EVENT # 6  
MAY 21, 1987  
05-20-1987--18:20:01

Schedule - Prelim: 8:30PM-THURSDAY      Semi: 5:30PM-FRIDAY      Final: 8:05PM-SATURDAY

Records - NAIA MEN : 2:27.02      Evans White      Prairie View TX -79  
NAIA WOMEN : NO MARK  
N/A : NO MARK  
N/A : NO MARK

-----  
5 HEATS OF 7, HEAT OF 8; TOP 4 FROM EACH HEAT ADVANCE  
-----

ENTRANT #	NAME	GR	AFFILIATION	PREV. MARK	POSITION	PLACE	MARK
463	MIKE BELL		Kansas Wesleyan KS	1:55.94	1	-----	-----
425	TOREY KELLER	Sr	Southwestern KS	1:51.40	2	-----	-----
394	RUBER ESPARZA	Jr	Fort Hays State KS	1:53.0	3	-----	-----
204	JAMIE HOLT	Sr	Central Arkansas	1:54.64	4	-----	-----
236	KISUTE KIBOKO	Jr	Wayland Baptist TX	1:53.14	5	-----	-----
687	LANCE GREEN	Sr	Prairie View A&M TX	1:48.30	6	-----	-----
287	SHAWN BEEMAN	Sp	Pacific Lutheran WA	1:52.0	7	-----	-----
					8	-----	-----

PRELIM #4

ENTRANT #	NAME	GR	AFFILIATION	PREV. MARK	POSITION	PLACE	MARK
92	TONY ANDERSON	Sr	Northwestern College IA	1:54.24	1	-----	-----
729	STEVE CURRAN	Sr	Tarkio MO	1:56.0	2	-----	-----
246	DOYLE SHIRLEY	Jr	Wayland Baptist TX	1:53.14	3	-----	-----
562	ANTHONY LEAKS		Missouri Baptist	1:50.27	4	-----	-----
413	PAUL SAMPERS	Sr	Jamestown ND	1:52.94	5	-----	-----
381	ANDRE EDWARDS	Fr	West Virginia State	1:52.02	6	-----	-----
694	CHRIS ROBERTSON	Jr	Prairie View A&M TX	1:51.32	7	-----	-----
					8	-----	-----

900 METER, MEN  
NAIA NATL OUTDOOR T & F

PRELIM # 5  
RUSSELLVILLE, AR

EVENT # 6  
MAY 21, 1987  
05-20-1987--18:20:36

Schedule - Prelim: 8:30PM-THURSDAY      Semi: 5:30PM-FRIDAY      Final: 8:05PM-SATURDAY

Records - NAIA MEN : 2:27.02      Evans White      Prairie View TX -79  
NAIA WOMEN : NO MARK  
N/A : NO MARK  
N/A : NO MARK

-----  
5 HEATS OF 7, HEAT OF 8; TOP 4 FROM EACH HEAT ADVANCE  
-----

ENTRANT #	NAME	GR	AFFILIATION	PREV. MARK	POSITION	PLACE	MARK
300	ED MCCLOYEN	Sr	Lubbock Christian TX	1:52.94	1	-----	-----
528	PAT WEAVER	6	Graceland IA	1:56.0	2	-----	-----
36	PAUL DENNIS	1	Azusa Pacific CA	1:52.02	3	-----	-----
195	GREGG LARSON	Sr	Doane NE	1:50.31	4	-----	-----
448	ANDREW DAWSON	6	Simon Fraser CAN	1:51.25	5	-----	-----
514	DAVIE STANFORD	Jr	Arkansas Monticello	1:53.35	6	-----	-----
97	ROBERT GUNTER	Sr	Arkansas Tech	1:53.84	7	-----	-----
					8	-----	-----

PRELIM #6

ENTRANT #	NAME	GR	AFFILIATION	PREV. MARK	POSITION	PLACE	MARK
222	JOSE ROJAS	Sp	Western State CO	1:51.24	1	-----	-----
574	ERIC VANMATRE	Sp	Harding AR	1:53.58	2	-----	-----
454	SASHA NAGY	Sp	Simon Fraser CAN	1:51.06	3	-----	-----
552	GREG RATHKE	Jr	Concordia NE	1:52.41	4	-----	-----
594	DAVID GETSINGER	Sr	Spring Arbor MI	1:52.14	5	-----	-----
575	TODD THOMPSON	Jr	Westar IA	1:57.64	6	-----	-----
419	WILLIAM CARTER	Jr	Southwestern KS	1:53.65	7	-----	-----
259	JIM KLAMPE	Jr	Mid-America Nazarene KS	1:56.24	8	-----	-----

200 METER, MEN  
NAIA NATL OUTDOOR T & F

PRELIM # 1  
RUSSELLVILLE, AR

EVENT # 3 05-20-1987--18:14:13  
MAY 21, 1987

Schedule - Prelim: 9:05PM-THURSDAY    Semi: 6:55PM-SATURDAY    Final: 8:25PM-SATURDAY

Records - NAIA MEN : 20.24    Larry Black    NC Central 1972  
NAIA WOMEN : NO MARK  
N/A : NO MARK  
N/A : NO MARK

-----  
3 HEATS OF 7, 2 HEATS OF 8; TOP 3 FROM EACH HEAT ADVANCE  
-----

ENTRANT #	NAME	GR	AFFILIATION	PREV. MARK	POSITION	PLACE	MARK
755	DEANAIL MITCHELL		Chicago State IL	21.90	1	-----	-----
262	DAN KELNER	Fr	Wisconsin-Superior	21.84	2	-----	-----
233	MORRIS EGON	Sr	Wayland Baptist TX	21.34	3	-----	-----
241	ALRICK MUNROE	Jr	Wayland Baptist TX	21.29	4	-----	-----
245	JAMES ROLLE	Sp	Wayland Baptist TX	21.54	5	-----	-----
99	TIM WHITT	Fr	Arkansas Tech	21.54	6	-----	-----
688	ERIC POGUE	Jr	Prairie View A&M TX	20.08	7	-----	-----
					8	-----	-----

PRELIM #2

ENTRANT #	NAME	GR	AFFILIATION	PREV. MARK	POSITION	PLACE	MARK
244	ROCELLIUS POPE	Sr	Wayland Baptist TX	21.34	1	-----	-----
709	DOUG GONZALES	Sr	Central State OK	21.63	2	-----	-----
5	VINCENT BROWN	Fr	Edward Waters FL	22.02	3	-----	-----
70	PHILLIP WILLIAMS	Jr	Point Loma Nazarene CA	21.78	4	-----	-----
238	DEVON MORRIS	Jr	Wayland Baptist TX	20.84	5	-----	-----
646	TROY KURETICH	Sr	California Lutheran	21.20	6	-----	-----
86	DARRYL WREN	Fr	Pittsburg State KS	21.54	7	-----	-----
					8	-----	-----

200 MARK  
PRELIM #3

ENTRANT #	NAME	GR AFFILIATION	PREV. MARK	POSITION	PLACE	MARK
261	WILLIE WILLIAMS	Sp Langston OK	21.34	1	-----	-----
750	DONALD DUNLAP	Fr Austin TX	22.13	2	-----	-----
79	JIMMY MOULDS	Sp Pittsburg State KS	21.64	3	-----	-----
45	PATRICK NWANKNO	Jr Azusa Pacific CA	21.53	4	-----	-----
685	CHARLES BRUCE	Sp Prairie View A&M TX	21.02	5	-----	-----
26	RODNEY BUGGAGE	Fr Southern New Orleans LA	21.20	6	-----	-----
387	GERRY SANDERS	Fr West Virginia State	21.74	7	-----	-----
				8	-----	-----

PRELIM #4

ENTRANT #	NAME	GR AFFILIATION	PREV. MARK	POSITION	PLACE	MARK
11	LARRY WILLIS	Jr Edward Waters FL	21.39	1	-----	-----
7	CLARENCE DAVIS	Sr Edward Waters FL	22.16	2	-----	-----
564	LETTORRE SWINNEY	Missouri Baptist	21.51	3	-----	-----
141	DAVID GRAY	Jr Henderson State AR	21.74	4	-----	-----
412	LAVELLE KINNEY	Jr High Point NC	23.14	5	-----	-----
686	FACEY KARENTON	Fr Prairie View A&M TX	21.18	6	-----	-----
719	OMAR WHITFIELD	Fr Hastings NE	21.04	7	-----	-----
270	DENNIS ALEXANDER	Jr Wayland Baptist TX	21.64	8	-----	-----

PRELIM #5

ENTRANT #	NAME	GR AFFILIATION	PREV. MARK	POSITION	PLACE	MARK
534	JERRY GIRARD	Fr Minot State ND	22.21	1	-----	-----
570	ATTAH FRIMPONG	Jr Harding AR	21.40	2	-----	-----
306	DAN BLANFORD	Jr Hastings NE	22.25	3	-----	-----
8	RONALD GRAHAM	Fr Edward Waters FL	21.50	4	-----	-----
738	ERIC BURRELL	Fr Minnesota-Morris	21.06	5	-----	-----
462	CHRIS LOCK	Sr Simon Fraser CAN	21.68	6	-----	-----
98	DOUG ABEL	Sp Northwestern College IA	21.06	7	-----	-----
565	RON WALTON	Missouri Baptist	21.71	8	-----	-----



400 HURDLES, MEN  
NAIA NATL OUTDOOR T & F

PRELIM # 1  
RUSSELLVILLE, AR

EVENT # 5 05-20-1987--19:19:09  
MAY 21, 1987

Schedule - Prelim: 9:35PM-THURSDAY      Semi: 7:20PM-FRIDAY      Final: 7:25PM-SATURDAY

Records - NAIA MEN : 50.05      Ed Brown      Saginaw Valley MI-84  
NAIA WOMEN : NO MARK  
N/A : NO MARK  
N/A : NO MARK

2 HEATS OF 7, 1 HEAT OF 8; TOP 5 FROM EACH HEAT ADVANCE

ENTRANT #	NAME	GR	AFFILIATION	PREV. MARK	POSITION	PLACE	MARK
22	JED WILLARREAL	Jr	Southern Colorado	53.56	1	-----	-----
67	KRIS ANDERSSON	Sp	Point Loma Nazarene CA	52.68	2	-----	-----
662	JON KARN	Jr	Kearney State NE	55.06	3	-----	-----
520	LEE VAUGHN		Southern Arkansas	53.0	4	-----	-----
89	TIM ABERSON	Jr	Northwestern College IA	55.09	5	-----	-----
696	KEVIN MCKINLEY	Sr	Prairie View A&M TX	50.24	6	-----	-----
414	MIKE GAINES	Jr	Biola CA	53.41	7	-----	-----
					8	-----	-----

PRELIM #2

ENTRANT #	NAME	GR	AFFILIATION	PREV. MARK	POSITION	PLACE	MARK
659	PETER STANTON	Jr	Dickinson State ND	55.64	1	-----	-----
710	MIKE HOGAN	Sp	Central State OK	54.14	2	-----	-----
210	DWAYNE ROBERTS	Sr	Central Arkansas	52.04	3	-----	-----
613	WILBERT JOHNSON	Fr	Florida Memorial FL	52.64	4	-----	-----
497	DON SMITH	Sr	Oklahoma Christian	53.37	5	-----	-----
558	TONY CHATMEN		Missouri Baptist	53.67	6	-----	-----
519	REGGIE MITCHELL		Southern Arkansas	53.02	7	-----	-----
					8	-----	-----

400 HURDLES, MEN  
NAIA NATL OUTDOOR T & F

PRELIM # 3  
RUSSELLVILLE, AR

EVENT # 5  
MAY 21, 1987  
05-20-1987--19:18:39

Schedule - Prelim: 9:35PM-THURSDAY    Semi: 7:20PM-FRIDAY    Final: 7:25PM-SATURDAY

Records - NAIA MEN : 50.05    Ed Brown    Saginaw Valley MI-84  
NAIA WOMEN : NO MARK  
N/A : NO MARK  
N/A : NO MARK

2 HEATS OF 7, 1 HEAT OF 9; TOP 5 FROM EACH HEAT ADVANCE

ENTRANT #	NAME	SR	AFFILIATION	PREV. MARK	POSITION	PLACE	MARK
723	TIM TAYLOR	Sr	Southwest Baptist MO	58.07	1	-----	-----
402	MARTIN SCHMIDT	Sr	Fort Hays State KS	53.94	2	-----	-----
385	SANCHEZ MADGX	Sp	West Virginia State	52.50	3	-----	-----
333	BILL TOUNGETTE	Sp	David Lipscomb TN	56.04	4	-----	-----
53	KEITH BARNIER		Moorhead State MN	53.74	5	-----	-----
328	BRADLEY EVANS	Jr	Anderson IN	53.10	6	-----	-----
203	KEVIN ERVIN	Sr	Central Arkansas	52.07	7	-----	-----
56	DRAIG KRUPKE		Moorhead State MN	53.32	8	-----	-----

EVENT OFFICIAL

TITLE

WIND READING: -----

10,000 METER, MEN  
NAIA NATL OUTDOOR

FINAL  
RUSSELLVILLE, AR

EVENT # 05-20-1987 5:19  
MAY 21, 1987

Schedule - Prelim:

Semi:

Final: 10:05P-THURSDAY

Records - NAIA MEN : 29:22.4 Sam Montoya Adams State CO 1984  
NAIA WOMEN : NO MARK  
N/A : NO MARK  
N/A : NO MARK

-----  
FINAL  
-----

ENTRANT #	NAME	GR	AFFILIATION	PREV. MARK	POSITION	PLACE	MARK
603	PAT PONDER		Quachita Baptist AR	31:29.0	1	-----	-----
475	BRIAN DONNELLY	Fr	Walsh OH	31:07.14	2	-----	-----
585	NEIL STURGEON	Sr	Central Washington	30:57.3	3	-----	-----
539	RANDY DAMKOT	Sp	Wisconsin-Parkside	30:57.04	4	-----	-----
214	JUAN DIAZ	Sp	Western State CO	30:10.0	5	-----	-----
621	PAUL AUFDEMBERGE	Sr	Hillsdale MI	29:38.74	6	-----	-----
268	DAVE MCKAY	Jr	Malone OH	29:54.14	7	-----	-----
94	CLINT DANIELS	Sr	Arkansas Tech	31:48.92	8	-----	-----
296	PETER BOWT	Jr	Lubbock Christian TX	31:52.14	9	-----	-----
477	MIKE IACOFANO	Fr	Walsh OH	32:15.14	10	-----	-----
118	DON FITZGERALD	Jr	Adams State CO	30:29.0	11	-----	-----
125	MARCO OCHOA	Jr	Adams State CO	30:03.0	12	-----	-----
108	ERIC FILLINGER	Fr	Cedarville OH	31:39.45	13	-----	-----
263	ERIC ASHTON	Fr	Malone OH	31:01.14	14	-----	-----
95	COLIN DAVIS	Sr	Arkansas Tech	32:37.19	15	-----	-----
724	ROD JETTON	Fr	Southwest Baptist MO	34:00.09	16	-----	-----
64	DENIS KIELY	Jr	Point Loma Nazarene CA	30:09.54	17	-----	-----
557	JAMIE BURHAM		Missouri Baptist	30:16.0	18	-----	-----
167	ROBERT LEMUEL	Sr	Saginaw Valley State MI	31:12.34	19	-----	-----
618	ROD WHOLLERY	Jr	Marion IN	31:14.04	20	-----	-----
221	STEVE ROCH	Sr	Western State CO	30:34.0	21	-----	-----
409	JEFF MANLEY	Sr	Valley City State ND	31:19.04	22	-----	-----
360	BOB BRAGG	Sp	Taylor IN	31:46.84	23	-----	-----
111	JOHN OSWALD	Jr	Cedarville OH	31:33.52	24	-----	-----
280	PHILIP RICHEY	Sr	Kennesaw GA	31:19.54	25	-----	-----
432	TONY MYERS	Jr	Southwestern KS	31:54.04	26	-----	-----
288	PEAT SUTHERLAND	Sr	Whitworth WA	32:16.54	27	-----	-----
617	KENT MUSALL	Sr	Marion IN	32:20.14	28	-----	-----

EVENT OFFICIAL

TITLE

-----  
WIND READING: -----  
-----  
-----

**DAY 2**

**FRIDAY, MAY 22, 1987**

**MEN'S DIVISION  
SECOND DAY  
HEAT SHEETS & RESULTS**

**NAIA National Outdoor  
Track and Field Championships  
Russellville, Arkansas**

We WILL recognize RETURNING CHAMPIONS (OUTDOOR ONLY) on Friday during opening ceremonies. Please HAVE your ATHLETES report by 6:15PM to THE GATE AT THE NORTH END, by THE CONCESSION STAND.

RETURNING CHAMPIONS \* NAIA NATIONAL CHAMPIONSHIPS 1987

MEN

100M	Patrick Nwankno	Azusa Pacific, CA	1986
110M Hurdles	Kevin McKinley	Prairie View A&M, TX	1984
110M Hurdles	Kevin McKinley	Prairie View A&M, TX	1986
200M	Devon Morris	Wayland Baptist, TX	1986
400M	Devon Morris	Wayland Baptist, TX	1985
400M	Devon Morris	Wayland Baptist, TX	1986
400M Hurdles	Kevin McKinley	Prairie View A&M, Tx	1986
800M	Gregg Larson	Doane, NE	1985
1500M	Maurice Smith	Adams State, CO	1986
10,000 M Walk	Mike Stauch	Wisconsin-Parkside	1986
1600 Relay	Wayland Baptist	Wayland Baptist, TX	1985
1600 Relay	Central Arkansas	Conway, AR	1986
400 M Relay	Prairie View A&M	Prairie View A&M, Tx	1984
400 M Relay	Wayland Baptist	Wayland Baptist, TX	1985
400 M Relay	Azusa Pacific	Azusa Pacific, CA	1986
Long Jump	Dennis McWhinney	Prairie View A&M, TX	1986
Triple Jump	Dennis McWhinney	Prairie View A&M, TX	1986

WOMEN

200M	Denise Bullocks	Chicago State, IL	1984
400M	Denise Bullocks	Chicago State, Il	1984
400M	Airat Bakare	Azusa Pacific, CA	1986
400M Hurdles	Lavonda Lockett	Prairie View A&M, TX	1984
400M Hurdles	Lavonda Lockett	Prairie View A&M, TX	1985
400M Hurdles	Lavonda Lockett	Prairie View A&M, TX	1986
800M	Teresa Lloyd	Jamestown, ND	1985
5000M	Erin Gillespie	Hillsdale, MI	1986
400M Relay	Prairie View A&M	Prairie View A&M, TX	1984
400M Relay	Prairie View A&M	Prairie View A&M, TX	1985
400M Relay	Wayland Baptist	Wayland Baptist, TX	1986
1600M Relay	Prairie View A&M	Prairie View A&M, TX	1984
1600M Relay	Prairie View A&M	Prairie View A&M, TX	1986
Sprint Medley Relay	Prairie View A&M	Prairie View A&M, TX	1984
Sprint Medley Relay	Prairie View A&M	Prairie View A&M, TX	1985
Sprint Medley Relay	Wayland Baptist	Wayland Baptist, TX	1986
Triple Jump	Denise Williams	Wayland Baptist, TX	1986
High Jump	Michelle Tuggle	Wayland Baptist, TX	1985
High Jump	Denise Bruce	Pacific Lutheran, WA	1986
Long Jump	Michelle Neal	Prairie View A&M, TX	1985
Long Jump	Comfort Igeh	Wayland Baptist, TX	1986
Discus	Beth Stuart	Kearney State, NE	1985
Discus	Beth Stuart	Kearney State, NE	1986
Shot Put	Beth Stuart	Kearney State, NE	1984
Shot Put	Sharon Harrison	Prairie View A&M, TX	1985
Shot Put	Sharon Harrison	Prairie View A&M, TX	1986
Marathon	Tracy Nelson	Winona State, MN	1986
Heptathlon	Edith Renfro	Prairie View A&M, TX	1986

36TH ANNUAL MEN'S & 7TH ANNUAL WOMEN'S  
NAIA NATIONAL OUTDOOR TRACK & FIELD CHAMPIONSHIPS

MAY 21-23, 1987

AT RUSSELLVILLE HIGH SCHOOL - SPONSORED BY ARKANSAS TECH AND THE RUSSELLVILLE CHAMBER OF COMMERCE

TENTATIVE SCHEDULE OF EVENTS

THURSDAY, MAY 21, 1986

- 8:45 a.m. Heptathlon (100.-H.J.-S.P.  
200 Women  
9:00 a.m. Decathlon (100m-L.J.-S.P.-H.J.  
400) Men

FIELD EVENTS

- 3:30 p.m. Hammer-Men-Trials & FINALS  
3:30 p.m. Long Jump-Women-Trials & FINALS  
4:00 p.m. Shot Put-Women-Trials & FINALS  
4:00 p.m. Javelin-Men-Trials & FINALS  
6:00 p.m. Long Jump-Men-Trials & FINALS

RUNNING EVENTS

- 4:30 p.m. Steeplechase-Men-Trials  
5:00 p.m. Sprint Medley Relay-Women-Trials  
5:15 p.m. 400m Relay-Men-Trials  
5:30 p.m. 1500m-Women-Trials  
5:50 p.m. 1500m-Men-Trials  
6:10 p.m. OPENING CEREMONIES  
6:30 p.m. 100m Hurdles-Women-Trials  
6:50 p.m. 110 Hurdles-Men-Trials  
7:10 p.m. 400m-Women-Trials  
7:25 p.m. 400m-Men-Trials  
7:40 p.m. 100m-Women-Trials  
7:55 p.m. 100m-Men-Trials  
8:10 p.m. 800m-Women-Trials  
8:30 p.m. 800m-Men-Trials  
8:50 p.m. 200m-Women-Trials  
9:05 p.m. 200m-Men-Trials  
9:20 p.m. 400m Hurdles-Women-Trials  
9:35 p.m. 400m Hurdles-Men-Trials  
9:55 p.m. Sprint Medley Relay-Women-FINALS  
10:05 p.m. 10,000m-Men-FINALS  
10:40 p.m. 10,000m-Women-FINALS

FRIDAY, MAY 23, 1986

- 8:30 a.m. Decathlon (110 HH, DT, PV, JT,  
1500-Men  
8:30 a.m. Heptathlon (LJ, JT, 800)-Women

FIELD EVENTS

- 2:00 p.m. High Jump-Women-Trials & FINALS  
3:00 p.m. Javelin-Women-Trials & FINALS  
3:00 p.m. Triple Jump-Women-Trial & FINALS  
5:00 p.m. Shot Put-Men-Trials & FINALS  
6:00 p.m. Triple Jump-Men-Trials & FINALS

FRIDAY, MAY 22, 1987

RUNNING EVENTS

- 3:30 p.m. 100m Hurdles-Women-Semis  
3:50 p.m. 110 Hurdles-Men-Semis  
4:10 p.m. 100m-Women-Semis  
4:25 p.m. 100m-Men-Semis  
4:40 p.m. 400m-Women-Semis  
4:55 p.m. 400m-Men-Semis  
5:15 p.m. 800m-Women-Semis  
5:30 p.m. 800m-Men-Semis  
5:45 p.m. 400 Relay-Women-Semis  
6:00 p.m. 400 Relay-Men-Semis  
6:20 p.m. OPENING CEREMONIES  
6:40 p.m. 100m-Hurdles-Women-FINALS  
6:50 p.m. 110 Hurdles-Men-FINALS  
7:00 p.m. 400m Hurdles-Women-Semis  
7:20 p.m. 400m Hurdles-Men-Semis  
7:40 p.m. 100m-Women-FINALS  
7:50 p.m. 100m-Men-FINALS  
8:00 p.m. AWARDS  
8:30 p.m. 5000m-Women-Semis  
8:55 p.m. 5000m-Men-Semis  
9:30 p.m. 4x400m Relay-Women-Trials  
9:50 p.m. 4x400m Relay-Men-Trials  
10:10 p.m. 10,000m Walk-Men-FINALS

SATURDAY, MAY 23, 1987

FIELD EVENTS

- 1:30 p.m. High Jump-Men-FINALS  
2:00 p.m. Discus-Women-Trials & FINALS  
2:00 p.m. Pole Vault-Men-FINALS  
4:00 p.m. Discus-Men-Trials & FINALS

RUNNING EVENTS

- 6:00 a.m. Marathon-Men & Women-FINALS  
5:10 p.m. OPENING CEREMONIES  
5:30 p.m. 3000 Women-FINALS  
5:45 p.m. 3000 Steeplechase-Men-FINALS  
6:00 p.m. 4x100 Relay-Women-FINALS  
6:10 p.m. 4x100 Relay-Men-FINALS  
6:20 p.m. 1500m-Women-FINALS  
6:30 p.m. 1500m-Men-FINALS  
6:40 p.m. 200m-Women-Semis  
6:55 p.m. 200m-Men-Semis  
7:15 p.m. 400m Hurdles-Women-FINALS  
7:25 p.m. 400m Hurdles-Men-FINALS  
7:30 p.m. 400m-Women-FINALS  
7:45 p.m. 400m-Men-FINALS  
7:55 p.m. 800m-Women-FINALS  
8:05 p.m. 800m-Men-FINALS  
8:15 p.m. 200m-Women-FINALS  
8:25 p.m. 200 Men-FINALS  
8:30 p.m. AWARDS  
9:00 p.m. 5000m-Women-FINALS  
9:20 p.m. 5000m-Men-FINALS  
9:50 p.m. 4x400 Relay-Women-FINALS  
10:00 p.m. 4x400 Relay-Men-FINALS  
10:05 p.m. CLOSING TEAM AWARDS





## 110m Hurdles

## Lane

1	Gary Knolton
2	Chad Ficek
3	Tom Crabtree
4	Paul Dotson
5	Dan Moore
6	Lindahl Lucas
7	Peter Gnas

## Heat 1

Whitworth, WA
California Lutheran
Emporia State, KS
Missouri Baptist
Chadron State
California Lutheran
Western State, CO

## Heat 2

## Lane

1	Mike Gilbert
2	Brian Lange
3	Shawn Steen
4	Mario Riveros
5	Jack Nance
6	Rick Verbel
7	Dave Danglesis

Northwest Nazarene
Kearney State, NE
Eastern Oregon
Azusa Pacific, CA
Azusa Pacific, CA
Azusa Pacific, CA
Azusa Pacific, CA

## Discus

1	Dave Danglesis
2	Shawn Steen
3	Lindahl Lucas
4	Gary Knolton
5	Jack Nance
6	Mario Riveros
7	Mike Gilbert
8	Rick Verbel
9	Peter Gnas
10	Chad Ficek
11	Brian Lange
12	Tom Crabtree
13	Paul Dotson
14	Dan Moore

Azusa Pacific, CA
Eastern Oregon
California Lutheran
Whitworth, WA
Azusa Pacific, CA
Azusa Pacific, CA
Northwest Nazarene
Azusa Pacific, CA
Western State, CO
California Lutheran
Kearney State, NE
Emporia State, KS
Missouri Baptist
Chadron State, NE

## Pole Vault

1	Mario Riveros
2	Shawn Steen
3	Rick Verbel
4	Peter Gnas
5	Lindahl Lucas
6	Dan Moore
7	Paul Dotson
8	Gary Knolton
9	Jack Nance
10	Brian Lange
11	Chad Ficek
12	Tom Crabtree
13	Dave Danglesis
14	Mike Gilbert

Azusa Pacific, CA
Eastern Oregon
Azusa Pacific, CA
Western State
California Lutheran
Chadron State, NE
Missouri Baptist
Whitworth, WA
Azusa Pacific, CA
Kearney State, NE
California Lutheran
Emporia State, KS
Azusa Pacific, CA
Northwest Nazarene

DECATHLON

Javelin

1	Gary Knolton	Whitworth, WA
2	Shawn Steen	Eastern Oregon
3	Dan Moore	Chadron State, NE
4	Lindahl Lucas	California Lutheran
5	Tom Crabtree	Emporia State, KS
6	Mike Gilbert	Northwest Nazarene
7	Mario Riveros	Azusa Pacific, CA
8	Jack Nance	Azusa Pacific, CA
9	Rick Verbel	Azusa Pacific, CA
10	Dave Danglesis	Azusa Pacific, CA
11	Peter Gnas	Western State
12	Paul Dotson	Missouri Baptist
13	Chad Ficek	California Lutheran
14	Brian Lange	Kearney State, NE

05 2 2 .

1,500M to be heated

SHOT PUT, MEN  
NAIA NATL OUTDOOR T & F

PRELIM #1  
RUSSELLVILLE, AR

EVENT # 1  
MAY 21, 1987

05-20-1987--19:43:16

Schedule - Prelim:

Semi:

Final: 5:00PM-FRIDAY

Records - NAIA MEN : 63-01.0 Frank Gross, Adams State CO 19.23, 1978  
NAIA WOMEN : NO MARK  
N/A : NO MARK  
N/A : NO MARK

ENTRANT #	NAME	GR	AFFILIATION	PREV. MARK	POSITION	PLACE	MARK
					1	-----	-----
469	DARREN SHEETS	Sr	Northeastern State OK	47-00.0	2	-----	-----
622	JOHN CHANDLER	Sr	Hillsdale MI	53-09.0	3	-----	-----
442	JAY JONES	Jr	Northwestern State OK	51-00.0	4	-----	-----
193	JOHN BAUMANN	Sp	Doane NE	55-02.5	5	-----	-----
177	ROB BERGSTROM	Sr	Bethany KS	51-00.25	6	-----	-----
					7	-----	-----
					8	-----	-----

PRELIM #2

EVENT OFFICIAL

ENTRANT #	NAME	GR	AFFILIATION	PREV. MARK	POSITION	PLACE	MARK
					1	-----	-----
734	BEN TOLERO	Jr	Tarkio MO	47-06.5	2	-----	-----
658	MIKE PIERCE		Dickinson State ND	51-10.5	3	-----	-----
155	MIKE MULLIN	Sp	Midland Lutheran NE	53-09.0	4	-----	-----
46	ADE OLUKOJU	Fr	Azusa Pacific CA	58-08.0	5	-----	-----
569	OLESTER BERNARD	Sp	Harding AR	50-10.5	6	-----	-----
					7	-----	-----

SHOT PUT, MEN  
NAIA NATL OUTDOOR T & F

PRELIM # 1  
...VILLE, AR

05-20-1978

Schedule - Prelim:

Semi:

Final: 5:00PM-FRIDAY

Records - NAIA MEN : 63-01.0 Frank Gross, Adams State CO 19.23, 1978  
NAIA WOMEN : NO MARK  
N/A : NO MARK  
N/A : NO MARK

ENTRANT #	NAME	GR	AFFILIATION	PREV. MARK	POSITION	PLACE	MARK
					1	-----	-----
563	JIM MCENEN		Missouri Baptist	51-11.0	2	-----	-----
587	BILL WALKER	Sp	Central Washington	52-01.75	3	-----	-----
739	GREG PAFFEL	Fr	Minnesota-Morris	48-02.0	4	-----	-----
368	TONY RUSSO	Sr	Wisconsin-Milwaukee	50-08.0	5	-----	-----
532	RANDY SETTELL	Jr	Southern Oregon State	59-08.0	6	-----	-----
					7	-----	-----
					8	-----	-----

PRELIM #4

ENTRANT #	NAME	SR	AFFILIATION	PREV. MARK	POSITION	PLACE	MARK
					1	-----	-----
					2	-----	-----
356	KIM NIX	Sr	Western Washington	52-01.0	3	-----	-----
465	KIM BROWN	Jr	Western Oregon State	52-01.0	4	-----	-----
351	JERRY GOODWIN	Jr	Western Washington	50-05.5	5	-----	-----
207	RODNEY MATHNEY	Sp	Central Arkansas	50-01.5	6	-----	-----
					7	-----	-----

TRIPLE JUMP, MEN  
NAIA NATL OUTDOOR T & F

PRELIM # 1  
RUSSELLVILLE, AR

EVENT # : 05-20-1987--13:41:28  
MAY 21, 1987

Schedule - Prelim:

Semi:

Final: 6:00PM-FRIDAY

Records - NAIA MEN : 53-06.5 Cary Tyler, Biola CA 1981 16.32  
NAIA WOMEN : NO MARK  
N/A : NO MARK  
N/A : NO MARK

4 FLIGHTS OF 6: QUALIFY 8 TO FINALS, JUMP IN INVERSE ORDER

ENTRANT #	NAME	GR	AFFILIATION	PREV. MARK	POSITION	PLACE	MARK
					1	-----	-----
742	MIKE ANKROM	Sr	Huntington IN	45-08.0	2	-----	-----
516	JIM APEL		Southern Arkansas	48-10.75	3	-----	-----
81	CHRIS ROBINSON	Jr	Pittsburg State KS	47-07.75	4	-----	-----
545	CHRIS BODLEY	Jr	Concordia NE	48-09.0	5	-----	-----
695	DENNIS MCWHINNEY	Jr	Prairie View A&M TX	51-10.0	6	-----	-----
651	DONALD PRICE	Sr	California Lutheran	48-02.75	7	-----	-----
					8	-----	-----

PRELIM #2

ENTRANT #	NAME	GR	AFFILIATION	PREV. MARK	POSITION	PLACE	MARK
					1	-----	-----
115	CURT CHRISTENSEN	Sr	Adams State CO	51-00.0	2	-----	-----
17	ERIC BALDWIN	Fr	Southern Colorado	49-00.0	3	-----	-----
411	WAYNE JONES	Jr	High Point NC	48-09.0	4	-----	-----
443	CHRIS FOSTER		Northwestern State OK	46-02.0	5	-----	-----
126	CHRIS POLLART	Sp	Adams State CO	48-05.0	6	-----	-----
580	JIMMIE DILLINGHAM	Jr	Central Washington	47-05.0	7	-----	-----

TRIPLE JUMP, MEN  
NAIA NATL OUTDOOR T & F

RUSSSELLVILLE, AR

EVENT #  
MAY 21, 1987

05-19-19:42:17

Schedule - Prelim:

Semi:

Final: 6:00PM-FRIDAY

Records - NAIA MEN : 53-06.5 Cary Tyler, Biola CA 1981 16.32  
NAIA WOMEN : NO MARK  
N/A : NO MARK  
N/A : NO MARK

4 FLIGHTS OF 6; QUALIFY 8 TO FINALS, JUMP IN INVERSE ORDER

ENTRANT #	NAME	GR	AFFILIATION	PREV. MARK	POSITION	PLACE	MARK
					1	-----	-----
393	DON CARTER	Sr	Fort Hays State KS	49-06.0	2	-----	-----
438	RICKY TELLIS	Jr	Southwestern KS	48-06.0	3	-----	-----
260	RICK HANSON	Jr	Mid-America Nazarene KS	46-06.0	4	-----	-----
154	BILL KING	Sr	Midland Lutheran NE	48-09.0	5	-----	-----
20	MYRON JEFFERSON	Sp	Southern Colorado	50-02.5	6	-----	-----
671	LLOYD WILLIS	Sr	Glenville State WV	47-01.5	7	-----	-----
					8	-----	-----

PRELIM #4

ENTRANT #	NAME	GR	AFFILIATION	PREV. MARK	POSITION	PLACE	MARK
					1	-----	-----
145	LENNOX ADAMS		Ouachita Baptist AR	49-11.5	2	-----	-----
28	RONALD FALLEN	Jr	Southern New Orleans LA	48-09.0	3	-----	-----
150	MICHAEL McCARTHER		Ouachita Baptist AR	46-06.5	4	-----	-----
365	JIM FEHRENBACH	Sr	Wisconsin-Milwaukee	46-11.75	5	-----	-----
148	RODGERS GAINES		Ouachita Baptist AR	48-07.5	6	-----	-----
728	ROBERT A. DOUGLAS		School of the Ozarks MO	49-09.0	7	-----	-----



110 METER HURDLES, MEN  
NAIA NATL OUTDOOR T & F

SEMI # 1  
RUSSELLVILLE, AR

EVENT # 2 05-21-1987--18:01:42  
MAY 21, 1987

Schedule - Prelim: 6:50PM-THURSDAY

Semi: 3:50PM-FRIDAY

Final: 6:50PM-FRIDAY

Records - NAIA MEN : 13.74  
NAIA WOMEN : NO MARK  
N/A : NO MARK  
N/A : NO MARK

Rodney Milburn

Southern-BR, LA -72

-----  
1 HEAT OF 8, 1 HEAT OF 7; TOP 4 ADVANCE TO FINALS  
-----

ENTRANT #	NAME	GR	AFFILIATION	PREV. MARK	POSITION	PLACE	MARK
520	LEE VAUGHN		Southern Arkansas	14.73	1	-----	-----
611	DARNELL ANDERSON	Fr	Florida Memorial FL	14.67	2	-----	-----
42	IKE MBADUGHA	Sp	Azusa Pacific CA	14.58	3	-----	-----
31	HERBIE AKPOM	Sp	Azusa Pacific CA	14.03	4	-----	-----
38	ANTHONY HOUSE	Jr	Azusa Pacific CA	14.34	5	-----	-----
396	JON HASELHORST	Fr	Fort Hays State KS	14.58	6	-----	-----
334	MARK ALSIP	2	Oklahoma Baptist	14.67	7	-----	-----
					8	-----	-----

SEMI #2

ENTRANT #	NAME	GR	AFFILIATION	PREV. MARK	POSITION	PLACE	MARK
647	TODD LEAVENS	Jr	California Lutheran	14.76	1	-----	-----
535	TYRONE LEWIS	Fr	Minot State ND	14.69	2	-----	-----
590	ADOLPHUS ONUA	Sr	George Fox OR	14.31	3	-----	-----
70	PHILLIP WILLIAMS	Jr	Point Loma Nazarene CA	14.10	4	-----	-----
431	MANNY NEWMAN	Fr	Southwestern KS	14.25	5	-----	-----
225	IVAN LOWE	Jr	Northwood Institute MI	14.56	6	-----	-----
56	CRAIG KRUPKE		Moorhead State MN	14.65	7	-----	-----
696	KEVIN MCKINLEY	Sr	Prairie View A&M TX	14.77	8	-----	-----

100 METER, MEN  
NAIA NATL OUTDOOR T & F

SEMI # 1  
RUSSELLVILLE, AR

EVENT # 1 05-21-1987--19:23:59  
MAY 21, 1987

Schedule - Prelim: 7:55PM-THURSDAY

Semi: 4:25PM-FRIDAY

Final: 7:50PM-FRIDAY

Records - NAIA MEN : 10.15 Innocent Egbunike Azusa Pacific CA -84  
NAIA WOMEN : NO MARK  
N/A : NO MARK  
N/A : NO MARK

-----  
1 HEAT OF 7, 1 HEAT OF 8; TOP 4 OF EACH HEAT ADVANCE TO FINALS  
-----

ENTRANT #	NAME	GR	AFFILIATION	PREV. MARK	POSITION	PLACE	MARK
79	JIMMY MOULDS	Sp	Pittsburg State KS	10.86	1	-----	-----
99	TIM WHITT	Fr	Arkansas Tech	10.88	2	-----	-----
431	MANNY NEWMAN	Fr	Southwestern KS	10.78	3	-----	-----
241	ALRICK MUNROE	Jr	Wayland Baptist TX	10.50	4	-----	-----
321	WILLIE LUNDY	Fr	Carson-Newman TN	10.78	5	-----	-----
244	ROCELLIUS POPE	Sr	Wayland Baptist TX	10.82	6	-----	-----
86	DARRYL WREN	Fr	Pittsburg State KS	10.83	7	-----	-----
					8	-----	-----

SEMI #2

ENTRANT #	NAME	GR	AFFILIATION	PREV. MARK	POSITION	PLACE	MARK
550	DAVID PALMER	Sr	Concordia NE	10.90	1	-----	-----
233	MORRIS EGON	Sr	Wayland Baptist TX	10.92	2	-----	-----
756	DAVID ROGAN		Chicago State IL	10.74	3	-----	-----
45	PATRICK NWANKNO	Jr	Azusa Pacific CA	10.62	4	-----	-----
319	OMAR WHITFIELD	Fr	Hastings NE	10.66	5	-----	-----
750	DONALD DUNLAP	Fr	Austin TX	10.79	6	-----	-----
513	CHRIS JACKSON	Jr	Arkansas Monticello	10.82	7	-----	-----
26	RODNEY BUGGAGE	Fr	Southern New Orleans LA	10.98	8	-----	-----

400 METER, MEN  
NAIA NATL OUTDOOR T & F

SEMI # 1  
RUSSELLVILLE, AR

EVENT # 4 05-21-1987--18:44:41  
MAY 21, 1987

Schedule - Prelim: 7:25PM-THURSDAY      Semi: 4:55PM-FRIDAY      Final: 7:45PM-SATURDAY

Records - NAIA MEN : 45.07      Devon Morris      Wayland Bapt. TX -86  
          NAIA WOMEN : NO MARK  
          N/A : NO MARK  
          N/A : NO MARK

-----  
2 HEATS OF 8; TOP 4 EACH HEAT ADVANCE TO FINALS  
-----

ENTRANT #	NAME	GR	AFFILIATION	PREV. MARK	POSITION	PLACE	MARK
24	THADDEUS AZORE	Sr	Southern New Orleans LA	47.54	1	-----	-----
297	SHERLON DIDIER	Sp	Lubbock Christian TX	48.57	2	-----	-----
693	FELTON NAILS	Sp	Prairie View A&M TX	47.20	3	-----	-----
688	ERIC POGUE	Jr	Prairie View A&M TX	46.49	4	-----	-----
200	KENNETH DAVIS	Sp	Central Arkansas	47.40	5	-----	-----
212	PATRICK WOODSON	Fr	Central Arkansas	47.68	6	-----	-----
755	DEANAIL MITCHELL		Chicago State IL	47.41	7	-----	-----
242	PATRICK NWANGUZU	Sr	Wayland Baptist TX	48.14	8	-----	-----

SEMI #2

ENTRANT #	NAME	GR	AFFILIATION	PREV. MARK	POSITION	PLACE	MARK
517	JERRY CHANDLER	4	Southern Arkansas	48.19	1	-----	-----
317	ANDRE SANDERS	Sp	Hastings NE	48.45	2	-----	-----
648	TERRANCE LEE	Jr	California Lutheran	47.53	3	-----	-----
238	DEVON MORRIS	Jr	Wayland Baptist TX	46.70	4	-----	-----
245	JAMES ROLLE	Sp	Wayland Baptist TX	47.14	5	-----	-----
529	PETER SCOTT	Jr	King's College NY	47.60	6	-----	-----
611	DARNELL ANDERSON	Fr	Florida Memorial FL	48.03	7	-----	-----
511	ROGER FRANKLIN	Sp	Arkansas Monticello	48.09	8	-----	-----

800 METER, MEN  
NAIA NATL OUTDOOR T & F

SEMI # 1  
RUSSELLVILLE, AR

EVENT # 6  
MAY 21, 1987

Schedule - Prelim: 8:30PM-THURSDAY      Semi: 5:30PM-FRIDAY      Final: 8:05PM-SATURDAY

Records - NAIA MEN : 2:27.02      Evans White      Prairie View TX -79  
NAIA WOMEN : NO MARK  
N/A : NO MARK  
N/A : NO MARK

-----  
3 HEATS OF 8; TOP 2 PLUS NEXT 2 FASTEST TIMES ADVANCE TO FINALS  
-----

ENTRANT #	NAME	GR	AFFILIATION	PREV. MARK	POSITION	PLACE	MARK
366	KEN LOBINS	Sr	Wisconsin-Milwaukee	1:52.10	1	-----	-----
574	ERIC VANMATRE	Sp	Harding AR	1:51.54	2	-----	-----
222	JOSE ROJAS	Sp	Western State CO	1:51.61	3	-----	-----
318	ROB SPYKSTRA	Sr	Hastings NE	1:51.60	4	-----	-----
552	GREG RATHKE	Jr	Concordia NE	1:51.17	5	-----	-----
235	MICHAEL GREGORY	Fr	Wayland Baptist TX	1:50.65	6	-----	-----
548	SCOTT JANKE	Jr	Concordia NE	1:52.66	7	-----	-----
594	DAVID GETSINGER	Sr	Spring Arbor MI	1:51.72	8	-----	-----

SEMI #2

ENTRANT #	NAME	GR	AFFILIATION	PREV. MARK	POSITION	PLACE	MARK
692	ANTHONY CHRISTIE	Fr	Prairie View A&M TX	1:53.43	1	-----	-----
496	BRETT MCKNIGHT	Sr	Oklahoma Christian	1:53.74	2	-----	-----
36	PAUL DENNIS	1	Azusa Pacific CA	1:51.59	3	-----	-----
97	ROBERT GUNTER	Sr	Arkansas Tech	1:51.87	4	-----	-----
195	GREGG LARSON	Sr	Doane NE	1:50.63	5	-----	-----
299	MIKE MARSHALL	Jr	Lubbock Christian TX	1:53.86	6	-----	-----
211	CHAD SIMPSON	Fr	Central Arkansas	1:53.90	7	-----	-----
448	ANDREW DAWSON	6	Simon Fraser CAN	1:51.98	8	-----	-----

Schedule - Prelim: 8:30PM-THURSDAY      Semi: 5:30PM-FRIDAY      Final: 8:05PM-SATURDAY

Records - NAIA MEN : 2:27.02      Evans White      Prairie View TX -79  
NAIA WOMEN : NO MARK  
N/A : NO MARK  
N/A : NO MARK

-----  
3 HEATS OF 8; TOP 2 PLUS NEXT 2 FASTEST TIMES ADVANCE TO FINALS  
-----

ENTRANT #	NAME	GR	AFFILIATION	PREV. MARK	POSITION	PLACE	MARK
289	RUSSELL COLE	Sr	Pacific Lutheran WA	1:50.81	1	-----	-----
413	PAUL SAMPERS	Sr	Jamestown ND	1:52.47	2	-----	-----
246	DOYLE SHIRLEY	Jr	Wayland Baptist TX	1:52.56	3	-----	-----
92	TONY ANDERSON	Sr	Northwestern College IA	1:52.78	4	-----	-----
236	KISUTE KIBOKO	Jr	Wayland Baptist TX	1:50.65	5	-----	-----
687	LANCE GREEN	Sr	Prairie View A&M TX	1:50.47	6	-----	-----
425	TOREY KELLER	Sr	Southwestern KS	1:51.85	7	-----	-----
729	STEVE CURRAN	Sr	Tarkio MO	1:53.01	8	-----	-----
					9	-----	-----

EVENT OFFICIAL

TITLE

-----  
WIND READING: -----  
-----  
-----

400 METER RELAY, MEN  
NAIA NATL OUTDOOR T & F

SEMI # 1  
RUSSELLVILLE, AR

EVENT # 13  
MAY 21, 1987

05-21-1987--16:16:57

Schedule - Prelim: 5:15PM-THURSDAY

Semi: 6:00PM-FRIDAY

Final: 6:10PM-SATURDAY

Records - NAIA MEN : 40.02 Wayland Baptist TX 1985  
NAIA WOMEN : NO MARK  
N/A : NO MARK  
N/A : NO MARK

-----  
1 HEAT OF 8, 1 HEAT OF 7; TOP 4 EACH HEAT ADVANCE TO FINAL  
-----

ENTRANT #	NAME	GR	AFFILIATION	PREV. MARK	POSITION	PLACE	MARK
258	/TARLETON STATE		Tarleton State TX	41.59	1	-----	-----
					2	-----	-----
153	/OUACHITA BAPTIST		Ouachita Baptist AR	41.28	3	-----	-----
247	/WAYLAND BAPTIST		Wayland Baptist TX	40.30	4	-----	-----
567	/MISSOURI BAPTIST		Missouri Baptist	40.86	5	-----	-----
652	/CALIF. LUTHERAN		California Lutheran	41.43	6	-----	-----
507	/MISSOURI VALLEY		Missouri Valley MO	41.96	7	-----	-----
15	/EDWARDS WATERS COLL		Edward Waters FL	42.09	8	-----	-----

SEMI  
#2

ENTRANT #	NAME	GR	AFFILIATION	PREV. MARK	POSITION	PLACE	MARK
416	/FLORIDA MEMORIAL		Florida Memorial FL	41.90	1	-----	-----
521	/SOUTHERN ARKANSAS		Southern Arkansas	42.27	2	-----	-----
715	/CENTRAL STATE OK		Central State OK	41.65	3	-----	-----
87	/PITTSBURG STATE UNI		Pittsburg State KS	40.80	4	-----	-----
701	/PRAIRIE VIEW A&M		Prairie View A&M TX	40.88	5	-----	-----
213	/CENTRAL ARKANSAS		Central Arkansas	41.28	6	-----	-----
759	/CHICAGO STATE UNIVE		Chicago State IL	41.44	7	-----	-----
320	/HASTINGS COLLEGE		Hastings NE	41.49	8	-----	-----



400 HURDLES, MEN  
NAIA NATL OUTDOOR T & F

SEMI # 1  
RUSSELLVILLE, AR

EVENT # 5  
MAY 21, 1987 05-21-1987--21:10:28

Schedule - Prelim: 9:35PM-THURSDAY      Semi: 7:20PM-FRIDAY      Final: 7:25PM-SATURDAY

Records - NAIA MEN : 50.05      Ed Brown      Saginaw Valley MI-84  
NAIA WOMEN : NO MARK  
N/A : NO MARK  
N/A : NO MARK

-----  
1 HEAT OF 7, 1 HEAT OF 8; TOP 4 EACH HEAT ADVANCE TO FINALS  
-----

ENTRANT #	NAME	GR	AFFILIATION	PREV. MARK	POSITION	PLACE	MARK
22	VIC VILLARREAL	Jr	Southern Colorado	54.29	1	-----	-----
338	BRADLEY EVANS	Jr	Anderson IN	53.89	2	-----	-----
497	DON SMITH	Sr	Oklahoma Christian	53.35	3	-----	-----
63	KRIS ANDERSSON	Sp	Point Loma Nazarene CA	52.26	4	-----	-----
696	KEVIN MCKINLEY	Sr	Prairie View A&M TX	52.40	5	-----	-----
558	TONY CHATMEN		Missouri Baptist	53.46	6	-----	-----
414	MIKE GAINES	Jr	Biola CA	54.02	7	-----	-----
					8	-----	-----

*SEMI #2*

ENTRANT #	NAME	GR	AFFILIATION	PREV. MARK	POSITION	PLACE	MARK
710	MIKE HOGAN	Sp	Central State OK	54.65	1	-----	-----
210	DWAYNE ROBERTS	Sr	Central Arkansas	53.75	2	-----	-----
53	KEITH BARNIER		Moorhead State MN	53.88	3	-----	-----
613	WILBERT JOHNSON	Fr	Florida Memorial FL	52.60	4	-----	-----
402	MARTIN SCHMIDT	Sr	Fort Hays State KS	53.84	5	-----	-----
520	LEE VAUGHN		Southern Arkansas	53.46	6	-----	-----
203	KEVIN ERVIN	Sr	Central Arkansas	53.96	7	-----	-----
56	CRAIG KRUPKE		Moorhead State MN	55.23	8	-----	-----

5000 METER, MEN  
NAIA NATL OUTDOOR T & F

PRELIM # 1  
RUSSELLVILLE, AR

EVENT # 1 05-20-1987-- 3:31  
MAY 21, 1987

Schedule - Prelim: 8:55PM-FRIDAY

Semi:

Final: 9:20PM-SATURDAY

Records - NAIA MEN : 14:04.44  
NAIA WOMEN : NO MARK  
N/A : NO MARK  
N/A : NO MARK

John Muthama

Bethel KS 1976

1 HEAT OF 12, 1 HEAT OF 11; TOP 6 FROM EACH HEAT ADVANCE

ENTRANT #	NAME	GR	AFFILIATION	PREV. MARK	POSITION	PLACE	MARK
117	CRAIG DICKSON	Sp	Adams State CO	14:14.0	1	-----	-----
217	EDUARDO NAVAS	Jr	Western State CO	13:48.0	2	-----	-----
524	DECLAN DOYLE	Jr	North Florida	14:29.34	3	-----	-----
557	JAMIE BURHAM		Missouri Baptist	14:35.94	4	-----	-----
523	FIONAN CROWIN	Jr	North Florida	14:26.74	5	-----	-----
272	RICHARD WILSON	Jr	Malone OH	14:58.74	6	-----	-----
434	ELLIOTT RODDA	Jr	Southwestern KS	15:01.0	7	-----	-----
280	PHILIP RICHEY	Sr	Kennesaw GA	15:04.84	8	-----	-----
476	JEFF HEISER	Jr	Walsh OH	14:25.29	9	-----	-----
109	TOM HILL	Sr	Cedarville OH	14:44.54	10	-----	-----
731	BOB HULL	Sp	Tarkio MO	16:21.0	11	-----	-----
683	DOUG MOON	Sr	Berry GA	14:33.0	12	-----	-----

EVENT OFFICIAL

TITLE

WIND READING: -----

5000 METER, MEN  
NAIA NATL OUTDOOR T & F

PRELIM # 2  
FOSSELLVILLE, AR

EVENT #  
MAY 21, 1987

05-20-1987 13:59:45

Schedule - Prelim: 8:55PM-FRIDAY

Semi:

Final: 9:20PM-SATURDAY

Records - NAIA MEN : 14:04.44  
NAIA WOMEN : NO MARK  
N/A : NO MARK  
N/A : NO MARK

John Muthama

Bethel KS 1976

-----  
1 HEAT OF 12, 1 HEAT OF 11; TOP 6 FROM EACH HEAT ADVANCE  
-----

ENTRANT #	NAME	GR AFFILIATION	PREV. MARK	POSITION	PLACE	MARK
214	JUAN DIAZ	Sp Western State CO	13:55.0	1	-----	-----
129	JIM SEEFELDT	Sp Adams State CO	14:28.0	2	-----	-----
641	ART CASTLE	Sr California Lutheran	14:40.9	3	-----	-----
409	JEFF MANLEY	Sr Valley City State ND	15:01.34	4	-----	-----
637	ABIODUM ADEMIUS	Jr Paul Quinn TX	15:42.41	5	-----	-----
80	CORMAC O'RIORDEN	Fr Pittsburg State KS	14:30.4	6	-----	-----
681	MIKE CLAEYS	Sp Berry GA	14:26.0	7	-----	-----
331	DAVID CURD	Jr David Lipscomb TN	15:00.08	8	-----	-----
621	PAUL AUFDEMBERGE	Sr Hillsdale MI	14:14.14	9	-----	-----
221	STEVE ROCH	Sr Western State CO	14:35.0	10	-----	-----
478	PAUL JOHN	Sp Walsh OH	14:45.50	11	-----	-----

EVENT OFFICIAL

TITLE

-----  
-----  
-----  
WIND READING: -----

1600 RELAY, MEN  
NAIA NATL OUTDOOR T & F

PRELIM # 1  
RUSSELLVILLE, AR

EVENT # 05-20-1987--19:14:05  
MAY 21, 1987

Schedule - Prelim: 9:50PM-FRIDAY

Semi:

Final: 10:00P-SATURDAY

Records - NAIA MEN : 3:05.40 Mississippi Valley State 1981  
NAIA WOMEN : NO MARK  
N/A : NO MARK  
N/A : NO MARK

2 HEATS OF 7, 1 HEAT OF 8; TOP 2 FROM EA. HEAT + NEXT 2 FASTEST TIMES

ENTRANT #	NAME	GR	AFFILIATION	PREV. MARK	POSITION	PLACE	MARK
23	/SOUTHERN COLORADO		Southern Colorado	3:15.44	1	-----	-----
680	/PARK COLLEGE		Park MO	3:18.6	2	-----	-----
302	/LUBBOCK CHRISTIAN		Lubbock Christian TX	3:13.68	3	-----	-----
347	/ANDERSON COLLEGE		Anderson IN	3:17.06	4	-----	-----
390	/WEST VIRGINIA STATE		West Virginia State	3:15.12	5	-----	-----
701	/PRAIRIE VIEW A&M		Prairie View A&M TX	3:05.91	6	-----	-----
52	/AZUSA PACIFIC		Azusa Pacific CA	3:13.73	7	-----	-----

PRELIM #2

ENTRANT #	NAME	GR	AFFILIATION	PREV. MARK	POSITION	PLACE	MARK
407	/FORT HAYS STATE		Fort Hays State KS	3:19.24	1	-----	-----
247	/WAYLAND BAPTIST		Wayland Baptist TX	3:06.80	2	-----	-----
567	/MISSOURI BAPTIST		Missouri Baptist	3:15.0	3	-----	-----
441	/SOUTHWESTERN KS		Southwestern KS	3:16.44	4	-----	-----
652	/CALIF. LUTHERAN		California Lutheran	3:12.84	5	-----	-----
616	/FLORIDA MEMORIAL		Florida Memorial FL	3:15.54	6	-----	-----
320	/HASTINGS COLLEGE		Hastings NE	3:13.89	7	-----	-----

1600 RELAY.  
NAIA NATL OUTDOOR

PRELIM # 3  
RUSSELLVILLE, AR

EVENT #  
MAY 21, 1981

05-10-1981 13:14:30

Schedule - Prelim: 9:50PM-FRIDAY

Semi:

Final: 10:00P-SATURDAY

Records - NAIA MEN : 3:05.40 Mississippi Valley State 1981  
NAIA WOMEN : NO MARK  
N/A : NO MARK  
N/A : NO MARK

2 HEATS OF 7, 1 HEAT OF 8; TOP 2 FROM EA. HEAT + NEXT 2 FASTEST TIMES

ENTRANT #	NAME	GR AFFILIATION	PREV. MARK	POSITION	PLACE	MARK
715	/CENTRAL STATE OK	Central State OK	3:13.94	1	-----	-----
15	/EDWARDS WATERS COLL	Edward Waters FL	3:15.59	2	-----	-----
521	/SOUTHERN ARKANSAS	Southern Arkansas	3:14.6	3	-----	-----
213	/CENTRAL ARKANSAS	Central Arkansas	3:10.74	4	-----	-----
93	/NORTHWESTERN, IOWA	Northwestern College IA	3:19.34	5	-----	-----
515	/ARKANSAS MONTICELLO	Arkansas Monticello	3:12.31	6	-----	-----
632	/HILLSDALE COLLEGE	Hillsdale MI	3:16.23	7	-----	-----
279	/NORTHERN STATE SD	Northern State SD	3:20.0	8	-----	-----

EVENT OFFICIAL

TITLE

WIND READING: -----

10,000 METER WALK, MEN  
NAIA NATL OUTDOOR T & F

FINAL  
RUSSELLVILLE, AR

EVENT #  
MAY 21, 1987

05-20-1987--12:09:59

Schedule - Prelim:

Semi:

Final: 10:10P-FRIDAY

Records - NAIA MEN : 43:31.23  
NAIA WOMEN : NO MARK  
N/A : NO MARK  
N/A : NO MARK

Ray Sharp

WI-Parkside 1981

-----  
FINAL  
-----

ENTRANT #	NAME	GR	AFFILIATION	PREV. MARK	POSITION	PLACE	MARK
543	MIKE ROHL	Sr	Wisconsin-Parkside	48:26.0	1	-----	-----
540	DOUG FOURNIER	Sp	Wisconsin-Parkside	44:22.0	2	-----	-----
544	MIKE STAUCH	Jr	Wisconsin-Parkside	41:38.0	3	-----	-----
601	RANDY JACOBS	Sr	Willamette OR	46:56.34	4	-----	-----
355	HERMAN NELSON	Sr	Western Washington	48:05.64	5	-----	-----
1	PAUL JUDD	Sr	Aquinas MI	49:39.0	6	-----	-----
350	TONY ENGELHARDT	Sp	Western Washington	49:58.34	7	-----	-----
537	KEN AREND	Sr	Wisconsin-Parkside	53:55.0	8	-----	-----
716	KEVIN SCHOESSOW	Sr	Wisconsin-River Falls	50:06.0	9	-----	-----

EVENT OFFICIAL

TITLE

-----  
-----  
-----  
WIND READING: -----



MARATHON, MEN  
NAIA NATL OUTDOOR T & F

FINAL  
RUSSELLVILLE, AR

EVENT # 14 05-20-1987-- 14:49  
MAY 21, 1987

Schedule - Prelim:

Semi:

Final: 6:00AM-SATURDAY

Records - NAIA MEN : 2:21:08.22 Jim Bob Cairns Puget Sound WA 1985  
NAIA WOMEN : NO MARK  
N/A : NO MARK  
N/A : NO MARK

-----  
FINAL  
-----

ENTRANT #	NAME	GR	AFFILIATION	PREV. MARK	POSITION	PLACE	MARK
410	GARY SCHAFFER	Sp	Valley City State ND	2:47:14.14	1	-----	-----
623	MIKE DESROSIERS	Sr	Hillsdale MI	2:29:38.0	2	-----	-----
202	STEVE CATHCART	Jr	Western State CO	2:28:00.0	3	-----	-----
64	DENIS KIELY	Jr	Point Loma Nazarene CA	2:28:21.14	4	-----	-----
705	DANNY CHARLEY	Jr	Central State OK	2:36:10.0	5	-----	-----
684	TIM YOUNG	Sr	Berry GA	2:30:00.0	6	-----	-----
206	DANNY MANN	Jr	Central Arkansas	2:30:00.14	7	-----	-----
752	ERIC SCHWAB	Jr	Austin TX	3:16:15.0	8	-----	-----
726	JAMES BELL	Jr	Univ of West Florida	3:08:22.0	9	-----	-----
741	RANDY J. SIPPLE	Sr	Winona State MN	2:50:00.04	10	-----	-----
151	ROBBIE SIMMONS		Quachita Baptist AR	2:39:44.0	11	-----	-----
325	JOHNNY SHARP	Sr	Carson-Newman TN	2:33:04.14	12	-----	-----
702	NELTON BEGAY	Sr	Central State OK	2:30:33.0	13	-----	-----
717	GREG MILLER		Eastern Oregon State	2:32:43.0	14	-----	-----
16	JOEL ENDERLE	Sr	Belmont TN	2:34:11.0	15	-----	-----
361	JEFF PETERSEN	Sr	Taylor IN	2:39:25.0	16	-----	-----
595	DANEIL HIGH	Sr	Spring Arbor MI	2:47:20.0	17	-----	-----
106	STEVE COX	Sr	Cedarville OH	2:51:50.0	18	-----	-----
332	DANIEL MURPHY	Sp	David Lipscomb TN	2:57:00.0	19	-----	-----
674	BLAS GUERRA	Sr	Park MO	2:35:00.0	20	-----	-----
676	JAMAL SHERGILL	Sp	Park MO	2:56:00.0	21	-----	-----

EVENT OFFICIAL

TITLE

-----  
WIND READING: -----  
-----  
-----

**FIRST DAY  
MEN'S RESULTS**

**NAIA NATIONAL CHAMPIONSHIPS  
MAY 21, 1987**

## AFTER 3 EVENTS HAVE BEEN SCORED

CODE #	NAME	MEN	WOMEN
191	Wayland Baptist TX	22	
149	Pittsburg State KS	11	
34	Central Washington	10	
11	Austin TX	10	
139	Pacific Lutheran WA	8	
150	Point Loma Nazarene CA	8	
206	Whitworth WA	7	
175	Southwestern KS	6	
6	Arkansas Monticello	6	
152	Prairie View A&M TX	5	
198	Western Oregon State	5	
12	Azusa Pacific CA	5	
132	Northwood Institute MI	3	
177	Spring Arbor MI	3	
84	Hillsdale MI	2	
2	Adams State CO	2	
194	West Virginia State	2	
35	Chadron State NE	1	
158	Saginaw Valley State MI	1	

NAIA NATL OUTDOOR T & F  
HAMMER

RUSSELLVILLE, AR  
Division: MEN

MAY 21, 1987  
EVENT # 21

ENTRANT # NAME

GR AFFILIATION

MARK

-----  
FINAL RESULTS

586	JON TORRENCE	Sr	Central Washington	1	187-07.0
67	KYONG SONG	Jr	Point Loma Nazarene CA	2	179-09.75
423	DAN DICKEY	Sr	Southwestern KS	3	176-06.0
467	SOREN SORENSON	Sr	Western Oregon State	4	176-03.5
284	ARNIE TYLER	Sr	Whitworth WA	5	175-02.25
282	TIM JACOBSON	Jr	Whitworth WA	6	174-10.75
622	JOHN CHANDLER	Sr	Hillsdale MI	7	174-03.25
162	RICH CANOLE	Sp	Saginaw Valley State MI	8	163-10.5

=====

— FINAL —

NAIA NATL OUTDOOR T & F  
JAVELIN

RUSSELLVILLE, AR  
Division: MEN

MAY 21, 1987  
EVENT # 22

ENTRANT #	NAME	GR	AFFILIATION		MARK
-----					
FINAL RESULTS					
751	CHRIS GRANTHAM	Sr	Austin TX	1	234-01.0
295	CRAIG STELLING	Sr	Pacific Lutheran WA	2	210-11.0
82	JEFF SHAW	Jr	Pittsburg State KS	3	209-04.0
75	BOB CAMPBELL	Jr	Pittsburg State KS	4	199-10.0
237	MARCO MONTOYA	Jr	Wayland Baptist TX	5	199-08.25
592	RICK CLEVELAND	Sr	Spring Arbor MI	6	197-01.5
120	ROBERT HARRIS	Sr	Adams State CO	7	194-11.75
483	DERON DOLFI	Sp	Chadron State NE	8	194-07.0
=====					

— FINAL —

NAIA NATL OUTDOOR T & F  
LONG JUMP

RUSSELLVILLE, AR  
Division: MEN

MAY 21, 1987  
EVENT # 17

ENTRANT #	NAME	GR	AFFILIATION		MARK
-----					
FINAL RESULTS					
241	ALRICK MUNROE	Jr	Wayland Baptist TX	1	26-00.75
239	PHILMORE MORRIS	Sp	Wayland Baptist TX	2	25-10.0
508	ANTHONY BEAL	Jr	Arkansas Monticello	3	25-04.5
695	DENNIS MCWHINNEY	Jr	Prairie View A&M TX	4	25-01.75
31	HERBIE AKPOM	Sp	Azusa Pacific CA	5	25-01.25
225	IVAN LOWE	Jr	Northwood Institute MI	6	24-11.75
383	JAMES LAND	Sr	West Virginia State	7	24-09.75
34	DAVE DANGLEIS	Sp	Azusa Pacific CA	8	24-06.25
=====					

← FINAL —



NAIA NATIONAL TRACK MEET  
 DECATHLON RESULTS RESULTS AFTER FIVE EVENTS

RANK	NUMBER	NAME, SCHOOL	100 METERS	LONG JUMP	SHOT PUT	HIGH JUMP	400 METERS	110 M HURDLES	DISCUS	POLE VAULT	JAVELINE	1500 METERS	TOTAL
13	215	Peter Gnas Western State CO	695 11.78	613 6.12 20-1	498 10.21 33-6	636 1.81 5-11.75	638 54.05	0 time	0 dist	0 hgt	0 dist	0 time	3080
7	372	Tom Crabtree Emporia State	804 11.26	675 6.4 21-0	462 9.60 31-6	636 1.81 5-11.25	865 48.93	0 time	0 dist	0 hgt	0 dist	0 time	3442
9	727	Mike Gilbert Northwest Nazarene	753 11.50	677 6.41 21-1 1/2	504 10.31 33-10	585 1.75 5-8 3/4	876 48.69	0 time	0 dist	0 hgt	0 dist	0 time	3395
14	654	Chad Ficek Cal Lutheran	707 11.72	619 6.15 20-2 1/4	540 10.91 35-9 1/2	0 0	630 54.24	0 time	0 dist	0 hgt	0 dist	0 time	2496
5	47	Mario Riveros Azusa Pacific	843 11.08	628 6.19 20-3 3/4	573 11.45 37-6 3/4	636 1.81 5-11.75	838 49.50	0 time	0 dist	0 hgt	0 dist	0 time	3518
8	650	Lindahl Lucas Cal Lutheran	713 11.69	602 6.43 21-1 1/4	515 10.49 34-5	794 1.99 6-6 1/4	725 52.0	0 time	0 dist	0 hgt	0 dist	0 time	3429
6	48	Rick Verbel Azusa Pacific	832 11.13	637 6.23 20-5 1/4	571 11.41 37-5 1/4	636 1.81 5-11.25	839 49.47	0 time	0 dist	0 hgt	0 dist	0 time	3515
1	34	Dave Danglesis Azusa Pacific	830 11.14	859 7.19 23-7 1/4	580 11.56 37-11.25	767 1.96 6-5	792 50.50	0 time	0 dist	0 hgt	0 dist	0 time	3828
2	43	Jack Nance Azusa Pacific	812 11.22	755 6.75 22-1 3/4	597 11.84 38-10.25	850 2.05 6-8 3/4	789 50.56	0 time	0 dist	0 hgt	0 dist	0 time	3803
4	489	Danny Moore Chadron State	765 11.44	785 6.88 22-7	552 11.10 36-5	714 1.90 6-2 3/4	721 52.09	0 time	0 dist	0 hgt	0 dist	0 time	3537
3	663	Brian Lange Kearney State	769 11.42	661 6.34 20-9 3/4	611 12.07 39-7 1/4	767 1.96 6-5	762 51.15	0 time	0 dist	0 hgt	0 dist	0 time	3570
11	560	Paul Dotson Missouri Baptist	695 11.78	565 5.90 19-4 1/4	464 9.64 31-7	767 1.96 6-5	712 52.29	0 time	0 dist	0 hgt	0 dist	0 time	3203
10	283	Gary Knowlton Whitworth WA	669 11.78	615 6.13 20-1 1/2	570 11.40 37-5	687 1.87 6-1 1/2	783 52.51	0 time	0 dist	0 hgt	0 dist	0 time	3244
12	718	Shawn Steen Eastern Oregon	629 12.11	589 6.01 19-8 3/4	484 9.98 32-9	714 1.90 6-4 3/4	694 52.72	0 time	0 dist	0 hgt	0 dist	0 time	3110

NAIA NATL OUTDOOR T & F  
STEEPLE CHASE

RUSSELLVILLE, AR  
Division: MEN

MAY 21, 1987  
EVENT # 11

Records - NAIA MEN : 8:45.69  
NAIA WOMEN : NO MARK  
N/A : NO MARK  
N/A : NO MARK

Kregg Einspahr

Concordia NE 1981

---

ENTRANT #	NAME	GR	AFFILIATION	PLACE	MARK
-----------	------	----	-------------	-------	------

---

PRELIM RESULTS SECTION # 1

522	CURT CASTETTER	Jr	North Florida	1	9:19.09
121	DAN JAQUEZ	Jr	Adams State CO	2	9:20.18
131	TIM VIGIL	Jr	Adams State CO	3	9:21.13
44	DARREN NEAR	Jr	Azusa Pacific CA	4	9:21.28
746	MARK PIERSON	Sr	Rio Grande OH	5	9:21.44
656	BILL DENT	Jr	Dickinson State ND	6	9:21.93
270	JOHN SHRIVER	Jr	Malone OH	7	9:23.04
628	RICH FEWE	Jr	Hillsdale MI	8	9:32.42
408	DARRIN BOEHM	Sp	Valley City State ND	9	9:44.82
378	JASON SCHENCK	Jr	Emporia State KS	10	9:55.63
359	PETE BOWMAN	Sr	Taylor IN	11	10:13.69
161	SHAUN BUTLER	Sp	Saginaw Valley State MI		DID NOT FINISH

PRELIM RESULTS SECTION # 2

436	DENNIS SMITHHISLER	Sr	Southwestern KS	1	9:21.74
498	MARK TRIMBLE	Jr	Oklahoma Christian	2	9:25.34
593	SCOTT COLE	Sr	Spring Arbor MI	3	9:26.12
220	RYAN ROBINSON	Sp	Western State CO	4	9:27.00
348	BRAD ALEXANDER	Sr	Western Washington	5	9:27.17
740	BRIAN T. REED	Fr	Winona State MN	6	9:30.44
362	BRIAN SHEPHERD	Sr	Taylor IN	7	9:43.99
758	LANCE WRIGHT		Chicago State IL	8	9:50.49
292	MATT KNOX	Sp	Pacific Lutheran WA	9	9:52.82
670	ANDREW JERRELL	Sp	Glenville State WV	10	9:52.98
620	FRED KEM	Sr	Goshen IN	11	10:09.31
358	HUGH WEBER	Sp	Western Washington	12	10.34

NAIA NATL OUTDOOR T & F  
400 METER RELAY

RUSSELLVILLE, AR  
Division: MEN

MAY 21, 1987  
EVENT # 13

Records - NAIA MEN : 40.02      Wayland Baptist TX      1985  
          NAIA WOMEN : NO MARK  
          N/A : NO MARK  
          N/A : NO MARK

ENTRANT #	NAME	GR	AFFILIATION	PLACE	MARK
-----					
PRELIM RESULTS      SECTION # 1					
247	/WAYLAND BAPTIST		Wayland Baptist TX	1	40.30
-----					
715	/CENTRAL STATE OK		Central State OK	2	41.65
-----					
507	/MISSOURI VALLEY		Missouri Valley MO	3	41.96
-----					
15	/EDWARDS WATERS COLL		Edward Waters FL	4	42.09
-----					
521	/SOUTHERN ARKANSAS		Southern Arkansas	5	42.27
-----					
347	/ANDERSON COLLEGE		Anderson IN	6	42.57
-----					
515	/ARKANSAS MONTICELLO		Arkansas Monticello		DID NOT FINISH
-----					
PRELIM RESULTS      SECTION # 2					
701	/PRAIRIE VIEW A&M		Prairie View A&M TX	1	40.89
-----					
153	/OUACHITA BAPTIST		Quachita Baptist AR	2	41.28
-----					
652	/CALIF. LUTHERAN		California Lutheran	3	41.43
-----					
759	/CHICAGO STATE UNIVE		Chicago State IL	4	41.44
-----					
616	/FLORIDA MEMORIAL		Florida Memorial FL	5	41.90
-----					
753	/AUSTIN COLLEGE		Austin TX	6	42.26
-----					
390	/WEST VIRGINIA STATE		West Virginia State	7	43.32
-----					
52	/AZUSA PACIFIC		Azusa Pacific CA		DID NOT FINISH
-----					

NAIA NATL OUTDOOR T & F  
400 METER RELAY

RUSSELLVILLE, AR  
Division: MEN

MAY 21, 1987  
EVENT # 13

Records - NAIA MEN : 40.02      Wayland Baptist TX      1985  
          NAIA WOMEN : NO MARK  
          N/A : NO MARK  
          N/A : NO MARK

---

ENTRANT #	NAME	GR	AFFILIATION	PLACE	MARK
-----------	------	----	-------------	-------	------

---

PRELIM RESULTS      SECTION # 3

87	/PITTSBURG STATE UNI		Pittsburg State KS	1	40.80
567	/MISSOURI BAPTIST		Missouri Baptist	2	40.86
213	/CENTRAL ARKANSAS		Central Arkansas	3	41.28
320	/HASTINGS COLLEGE		Hastings NE	4	41.49
258	/TARLETON STATE		Tarleton State TX	5	41.59
133	/ADAMS STATE		Adams State CO	6	41.80
23	/SOUTHERN COLORADO		Southern Colorado	7	41.81
602	/CARSON-NEWMAN COLLE		Carson-Newman TN	8	41.84

---

NAIA NATL OUTDOOR T & F  
1500 METER

RUSSELLVILLE, AR  
Division: MEN

MAY 21, 1997  
EVENT # 7

Records - NAIA MEN : 3:44.88 Mike Buit E. New Mexico 1976  
NAIA WOMEN : NO MARK  
N/A : NO MARK  
N/A : NO MARK

-----  
ENTRANT # NAME GR AFFILIATION PLACE MARK  
-----

PRELIM RESULTS SECTION # 1

218	FRANK BROPEZA	Sp	Western State CO	1	3:47.48
198	SHAWN WHEELOCK	Sp	Doane NE	2	3:49.08
682	DAVID MATHERNE	Sr	Berry GA	3	3:49.71
455	ROB NELSON	Jr	Simon Fraser CAN	4	3:50.25
627	DAVE MOHLMAN	Jr	Hillsdale MI	5	3:50.32
78	MONTE HAYS	Sr	Pittsburg State KS	6	3:59.64
719	MIKE APPLETON		Eastern Oregon State	7	4:01.43
259	JIM KLAMPE	Jr	Mid-America Nazarene KS	8	4:06.25
637	ABIODUN ADEWIUS	Jr	Paul Quinn TX	9	4:14.26

PRELIM RESULTS SECTION # 2

346	BRIAN WILLIAMS	Sr	Anderson IN	1	3:50.42
104	JIM MATTSON	Jr	Westmont CA	2	3:50.93
110	ROB MOORE	Sr	Cedarville OH	3	3:51.03
130	MAURICE SMITH	Sr	Adams State CO	4	3:51.90
62	ROGER THELEN		Moorhead State MN	5	3:53.49
119	JEROME GUSMAN	Fr	Adams State CO	6	3:54.30
232	PAUL DREESEN	Sp	Wayland Baptist TX	7	4:01.61
209	BILLY MCFARLAND	Sp	Central Arkansas	8	4:21.01

PRELIM RESULTS SECTION # 3

470	WES TILGNER	Sp	Western Oregon State	1	3:52.59
375	ROBER JENNINGS	Sp	Emporia State KS	2	3:54.16
584	MIKE PACE	Jr	Central Washington	3	3:57.50
571	DARRYL HALBERT	Sr	Harding AR	4	3:57.61
743	DAVE LUCE	Sp	Huntington IN	5	4:01.35
199	DUSTY COWELL	Jr	Central Arkansas	6	4:05.80
669	CHARLES DENT	Sp	Glenville State WV	7	4:15.25
677	JIM SPRINGER	Sr	Park MO		SCRATCHED

NAIA NATL OUTDOOR T & F  
110 METER HURDLES

RUSSELLVILLE, AR  
Division: MEN

MAY 21, 1987  
EVENT # 2

Records - NAIA MEN : 13.74      Rodney Milburn      Southern-BR, LA -72  
          NAIA WOMEN : NO MARK  
          N/A : NO MARK  
          N/A : NO MARK

---

ENTRANT #	NAME	GR	AFFILIATION	PLACE	MARK
-----------	------	----	-------------	-------	------

---

PRELIM RESULTS      SECTION # 1

31	HERBIE AKPOM	Sp	Azusa Pacific CA	1	14.03
590	ADOLPHUS ONUA	Sr	George Fox OR	2	14.31
56	CRAIG KRUPKE		Moorhead State MN	3	14.65
96	CHARLES DUCKWORTH	Jr	Arkansas Tech	4	14.82
37	SAM DODD	Fr	Azusa Pacific CA	5	14.83
723	TIM TAYLOR	Sr	Southwest Baptist MO	6	15.32
336	JEFF WINKLER	Jr	Oklahoma Baptist		DID NOT FINISH

PRELIM RESULTS      SECTION # 2

38	ANTHONY HOUSE	Jr	Azusa Pacific CA	1	14.34
611	DARNELL ANDERSON	Fr	Florida Memorial FL	2	14.67
696	KEVIN MCKINLEY	Sr	Prairie View A&M TX	3	14.77
385	SANCHEZ MADDOX	Sp	West Virginia State	4	14.85
303	DARRIS BLACKBURN	Jr	Wayne State NE	5	15.19
402	MARTIN SCHMIDT	Sr	Fort Hays State KS	6	15.36
707	TERRY FISHER	Sr	Central State OK	7	15.81

PRELIM RESULTS      SECTION # 3

70	PHILLIP WILLIAMS	Jr	Point Loma Nazarene CA	1	14.10
396	JON HASELHORST	Fr	Fort Hays State KS	2	14.58
334	MARK ALSIP	2	Oklahoma Baptist	3	14.67
579	CHARLES CHANDLER	Sr	Central Washington	4	14.70
708	RODNEY GLENN	Fr	Central State OK	5	15.07
639	MIKE ADAMS	Jr	Northeastern State OK	6	15.22
558	TONY CHATMEN		Missouri Baptist	7	15.35

PRELIM RESULTS      SECTION # 4

42	IKE MBADUGHA	Sp	Azusa Pacific CA	1	14.58
535	TYRONE LEWIS	Fr	Minot State ND	2	14.69
647	TODD LEAVENS	Jr	California Lutheran	3	14.76
150	MICHAEL McCARTHER		Quachita Baptist AR	4	14.89
210	DWAYNE ROBERTS	Sr	Central Arkansas	5	14.97
527	LUTHER RAGSDALE	Jr	Graceland IA	6	15.06

PRELIM RESULTS      SECTION # 5

431	MANNY NEWMAN	Fr	Southwestern KS	1	14.25
225	IVAN LOWE	Jr	Northwood Institute MI	2	14.56
520	LEE VAUGHN		Southern Arkansas	3	14.73
234	MICHAEL JONSON	Fr	Wayland Baptist TX	4	14.76
21	BRYON ROBINSON	Fr	Southern Colorado	5	15.05
489	DANNY MOORE	Jr	Chadron State NE	6	15.40





NAIA NATL OUTDOOR T & F  
100 METER

RUSSELLVILLE, AR  
Division: MEN

MAY 21, 1987  
EVENT # 1

Records - NAIA MEN : 10.15 Innocent Egbunike Azusa Pacific CA -84  
NAIA WOMEN : NO MARK  
N/A : NO MARK  
N/A : NO MARK

-----  
ENTRANT # NAME GR AFFILIATION PLACE MARK  
-----

PRELIM RESULTS SECTION # 1

321	WILLIE LUNDY	Fr	Carson-Newman TN	1	10.78
99	TIM WHITT	Fr	Arkansas Tech	2	10.88
550	DAVID PALMER	Sr	Concordia NE	3	10.90
570	ATTAH FRIMPONG	Jr	Harding AR	4	10.97
484	TONY EDDINGS	Sr	Chadron State NE	5	10.97
666	JAMES PARKS	Fr	Kearney State NE	6	11.01
738	ERIC BURRELL	Fr	Minnesota-Morris	7	11.24
534	JERRY GIRARD	Fr	Minot State ND	8	11.37

PRELIM RESULTS SECTION # 2

241	ALRICK MUNROE	Jr	Wayland Baptist TX	1	10.50
233	MORRIS EGON	Sr	Wayland Baptist TX	2	10.92
26	RODNEY BUGGAGE	Fr	Southern New Orleans LA	3	10.98
261	WILLIE WILLIAMS	Sp	Langston OK	4	11.01
387	GERRY SANDERS	Fr	West Virginia State	5	11.02
645	ANTHONY HARDY	Jr	California Lutheran	7	11.18
704	KEVIN CAMPBELL	Fr	Central State OK	7	11.21
518	HERBERT COLEMAN	..	Southern Arkansas	8	12.01

PRELIM RESULTS SECTION # 3

45	PATRICK NHANKNO	Jr	Azusa Pacific CA	1	10.62
244	ROCELLIUS-POPE	Sr	Wayland Baptist TX	2	10.82
86	DARRYL WREN	Fr	Pittsburg State KS	3	10.83
149	ROBERT KEMP		Ouachita Baptist AR	4	10.95
412	LAVELLE KINNEY	Jr	High Point NC	5	10.98
462	CHRIS LOCK	Sr	Simon Fraser CAN	6	11.04
714	TIM TAYLOR	Sr	Central State OK	7	11.14
10	ELTON KING	Jr	Edward Waters FL	8	11.36

PRELIM RESULTS SECTION # 4

431	MANNY NEWMAN	Fr	Southwestern KS	1	10.78
750	DONALD DUNLAP	Fr	Austin TX	2	10.79
513	CHRIS JACKSON	Jr	Arkansas Monticello	3	10.82
251	ROBERT JONES	Jr	Tarleton State TX	4	10.92
711	DALLAS TICE	Jr	Central State OK	5	10.99
85	MONTE WEATERS	Jr	Pittsburg State KS	6	11.04
33	MARCUS CHEEKS	Jr	Azusa Pacific CA	7	11.05
324	KENNY MCCLAIREN	Fr	Carson-Newman TN	8	11.50

PRELIM RESULTS SECTION # 5

319	OMAR WHITFIELD	Fr	Hastings NE	1	10.66
756	DAVID ROGAN		Chicago State IL	2	10.74
79	JIMMY MOULDS	Sp	Pittsburg State KS	3	10.86
630	DARRYL WARNER	Sp	Hillsdale MI	4	10.94
638	CHARLES SILMON	Fr	Paul Quinn TX	5	11.00
141	DAVID GRAY	Jr	Henderson State AR	6	11.03
8	RONALD GRAHAM	Fr	Edward Waters FL		DID NOT FINISH
115	JOHN LEWIS	Jr	Sul Ross State TX		DID NOT FINISH

Records - NAIA MEN : 2:27.02 Evans White Prairie View TX -79  
NAIA WOMEN : NO MARK  
N/A : NO MARK  
N/A : NO MARK

-----  
ENTRANT # NAME GR AFFILIATION PLACE MARK  
-----

PRELIM RESULTS SECTION # 1

235	MICHAEL GREGORY	Fr	Wayland Baptist TX	1	1:50.65	†
318	ROB SPYKSTRA	Sr	Hastings NE	2	1:51.60	†
366	KEN LOBINS	Sr	Wisconsin-Milwaukee	3	1:52.10	†
548	SCOTT JANKE	Jr	Concordia NE	4	1:52.66	†
278	PAUL ORCUTT	Sr	Northern State SD	5	1:52.88	†
276	JOHN LUTMER	Jr	Northern State SD	6	1:59.68	†
669	CHARLES DENT	Sp	Glenville State WV		DID NOT FINISH	

PRELIM RESULTS SECTION # 2

692	ANTHONY CHRISTIE	Fr	Prairie View A&M TX	1	1:53.43	†
496	BRETT MCKNIGHT	Sr	Oklahoma Christian	2	1:53.74	†
299	MIKE MARSHALL	Jr	Lubbock Christian TX	3	1:53.86	†
211	CHAD SIMPSON	Fr	Central Arkansas	4	1:53.90	†
61	JEFF STREICH		Moorhead State MN	5	1:54.11	†
706	MIKE CHERRY	Sr	Central State OK	6	1:54.93	†
758	LANCE WRIGHT		Chicago State IL	7	1:59.12	†

PRELIM RESULTS SECTION # 3

687	LANCE GREEN	Sr	Prairie View A&M TX	1	1:50.47	†
236	KISUTE KIBOKO	Jr	Wayland Baptist TX	2	1:50.65	†
289	RUSSELL COLE	Sr	Pacific Lutheran WA	3	1:50.81	†
204	JAMIE HOLT	Sr	Central Arkansas	4	1:51.32	†
425	TOREY KELLER	Sr	Southwestern KS	5	1:51.85	†
394	RUBER ESPARZA	Jr	Fort Hays State KS	6	1:51.92	†
463	MIKE BELL		Kansas Wesleyan KS	7	1:52.92	†

PRELIM RESULTS SECTION # 4

413	PAUL SAMPERS	Sr	Jamestown ND	1	1:52.47	†
246	DOYLE SHIRLEY	Jr	Wayland Baptist TX	2	1:52.56	†
92	TONY ANDERSON	Sr	Northwestern College IA	3	1:52.78	†
729	STEVE CURRAN	Sr	Tarkio MO	4	1:53.01	†
562	ANTHONY LEAKS		Missouri Baptist	5	1:53.04	†
694	CHRIS ROBERTSON	Jr	Prairie View A&M TX	6	1:54.50	†
381	ANDRE EDWARDS	Fr	West Virginia State	7	1:59.11	†

PRELIM RESULTS SECTION # 5

195	GREGG LARSON	Sr	Doane NE	1	1:50.63	†
36	PAUL DENNIS	1	Azusa Pacific CA	2	1:51.59	†
97	ROBERT GÜNTER	Sr	Arkansas Tech	3	1:51.87	†
448	ANDREW DAWSON	6	Simon Fraser CAN	4	1:51.98	†
300	ED MCCLOYEN	Sr	Lubbock Christian TX	5	1:52.44	†
528	PAT WEAVER	6	Graceland IA	6	1:53.75	†
514	DAVIE STANFORD	Jr	Arkansas Monticello	7	1:54.99	†

PRELIM RESULTS SECTION # 6

552	GREG RATHKE	Jr	Concordia NE	1	1:51.17	†
574	ERIC VANMATRE	Sp	Harding AR	2	1:51.54	†
222	JOSE ROJAS	Sp	Western State CO	3	1:51.61	†
594	DAVID GETSINGER	Sr	Spring Arbor MI	4	1:51.72	†
454	SASHA NAGY	Sp	Simon Fraser CAN	5	1:51.88	†
419	WILLIAM CARTER	Jr	Southwestern KS	6	1:52.53	†
259	JIM KLAMPE	Jr	Mid-America Nazarene KS	7	1:57.10	†
575	TODD THOMPSON	Jr	Westmar IA	8	1:57.73	†

NAIA NATL OUTDOOR T & F  
200 METER

RUSSELLVILLE, AR  
Division: MEN

MAY 21, 1987  
EVENT # 3

Records - NAIA MEN : 20.24 Larry Black NC Central 1972  
NAIA WOMEN : NO MARK  
N/A : NO MARK  
N/A : NO MARK

-----  
ENTRANT # NAME GR AFFILIATION PLACE MARK  
-----

PRELIM RESULTS SECTION # 1

• 241 ALRICK MUMFORD Jr Wayland Baptist TX 1 21.09  
• 689 ERIC POSUE Jr Prairie View A&M TX 2 21.24  
245 JAMES ROLLE Sp Wayland Baptist TX 3 21.32  
99 TIM WHITT Fr Arkansas Tech 4 21.78  
755 DEANAIL MITCHELL Chicago State IL 5 21.84  
232 MORRIS EGON Sr Wayland Baptist TX 6 21.87  
252 DAN FELNER Fr Wisconsin-Superior 7 22.43

PRELIM RESULTS SECTION # 2

• 238 DEVON MORRIS Jr Wayland Baptist TX 1 21.11  
• 244 ROCELLIUS POPE Sr Wayland Baptist TX 2 21.53  
86 DARRYL WREN Fr Pittsburg State KS 3 21.54  
70 PHILLIP WILLIAMS Jr Point Loma Nazarene CA 4 21.87  
646 TROY KURETICH Fr California Lutheran 5 22.06  
799 DOUG GONZALES Fr Central State OK 6 22.62

PRELIM RESULTS SECTION # 3

• 45 PATRICK NWANKWO Jr Azusa Pacific CA 1 21.31  
• 25 RODNEY BUGGAGE Fr Southern New Orleans LA 2 21.68  
685 CHARLES BRUCE Sp Prairie View A&M TX 3 21.72  
750 DONALD DUNLAP Fr Austin TX 4 21.88  
387 GERRY SANDERS Fr West Virginia State 5 22.11  
79 JIMMY MOULDS Sp Pittsburg State KS 6 22.16  
261 WILLIE WILLIAMS Sp Langston OK 7 22.63

PRELIM RESULTS SECTION # 4

• 319 OMAR WHITFIELD Fr Hastings NE 1 21.50  
• 230 DENNIS ALEXANDER Jr Wayland Baptist TX 2 21.80  
564 LETTORRE SWINNEY Missouri Baptist 3 21.83  
141 DAVID GRAY Jr Henderson State AR 4 21.96  
7 CLARENCE DAVIS Sr Edward Waters FL 5 22.34  
11 LARRY WILLIS Jr Edward Waters FL 6 22.50  
686 FACEY KARENTON Fr Prairie View A&M TX 7 22.79

PRELIM RESULTS SECTION # 5

• 565 RON WALTON Missouri Baptist 1 21.71  
• 462 CHRIS LOCK Sr Simon Fraser CAN 2 22.09  
579 ATTAH FRIMPONG Jr Harding AR 3 22.16  
99 DOUG ABEL Sp Northwestern College IA 4 22.22  
738 ERIC BURELL Fr Minnesota-Morris 5 22.53  
306 DAN BLANFORD Jr Hastings NE 6 22.54  
534 JERRY GIRARD Fr Minot State ND 7 22.84

NAIA NATL OUTDOOR T & F  
400 HURDLES

RUSSELLVILLE, AR  
Division: MEN

MAY 21, 1987  
EVENT # 5

Records - NAIA MEN : 50.05 Ed Brown Saginaw Valley MI-84  
NAIA WOMEN : NO MARK  
N/A : NO MARK  
N/A : NO MARK

-----  
ENTRANT # NAME GR AFFILIATION PLACE MARK  
-----

PRELIM RESULTS SECTION # 1

63	KRIS ANDERSSON	Sp	Point Loma Nazarene CA	1	52.26
696	KEVIN MCKINLEY	Sr	Prairie View A&M TX	2	52.40
520	LEE VAUGHN		Southern Arkansas	3	53.46
414	MIKE GAINES	Jr	Biola CA	4	54.02
22	VIC VILLARREAL	Jr	Southern Colorado	5	54.29
662	JON KARN	Jr	Kearney State NE	6	54.60
89	TIM ABERSON	Jr	Northwestern College IA	7	54.73

PRELIM RESULTS SECTION # 2

613	WILBERT JOHNSON	Fr	Florida Memorial FL	1	52.60
497	DON SMITH	Sr	Oklahoma Christian	2	53.35
558	TONY CHATMEN		Missouri Baptist	3	53.46
210	DWAYNE ROBERTS	Sr	Central Arkansas	4	53.75
710	MIKE MOSAN	Sp	Central State OK	5	54.65
659	PETER STANTON	Jr	Dickinson State ND	6	57.13
519	REGGIE MITCHELL		Southern Arkansas		DID NOT FINISH

PRELIM RESULTS SECTION # 3

400	MARTIN SCHMIDT	Sr	Fort Hays State KS	1	53.84
53	KEITH BARNIER		Moorhead State MN	2	53.88
338	BRADLEY EVANS	Jr	Anderson IN	3	53.89
207	KEVIN ERVIN	Sr	Central Arkansas	4	53.96
54	CRAIG LUSHE		Moorhead State MN	5	55.23
333	BILL TOUNGETTE	Sp	David Lipscomb TN	6	56.95
385	SANCHEZ MADDOX	Sp	West Virginia State	7	57.16
703	TIM TAYLOR	Sr	Southwest Baptist MO	9	58.16



36TH ANNUAL  
OUTDOOR TRACK & FIELD CHAMPIONSHIPS - MEN'S

TEAM STANDINGS

1. Azusa Pacific CA	112	Eastern Oregon State	8	Pacific Lutheran WA	4
2. Wayland Baptist TX	78	Glenville State WV	8	West Virginia Wesleyan	4
3. Prairie View A&M TX	66	Graceland IA	8	43. California Lutheran	3
4. Adams State CO	63	Missouri Valley	8	Central Washington	3
5. Wisconsin-Parkside	30	Southern Oregon State	8	Colorado Mines	3
6. Pittsburg State KS	28	Southwestern KS	8	Western Washington	3
7. Central Arkansas	22	27. Bethany KS	7	Wisconsin-Eau Claire	3
8. Kearney State NE	16	28. Arkansas-Monticello	6	48. Lubbock Christian TX	2.5
Point Loma Nazarene CA	16	Belmont TN	6	49. Hastings NE	2
Western State CO	16	Cedarville OH	6	Midland Lutheran NE	2
11. West Virginia Wesleyan	12.5	Doane NE	6	Southern Utah State	2
12. Moorhead State MN	12	McMurry TX	6	Westmont CA	2
Rio Grande OH	12	School of the Ozarks MO	6	Wisconsin-Milwaukee	2
14. Henderson State AR	10	Western Oregon State	6	54. Aquinas MI	1
Oklahoma Baptist	10	35. Central State OK	5	Dickinson State MI	1
Park MO	10	36. Berry GA	4	Northwood Institute MI	1
Puget Sound WA	10	Fort Hays State KS	4	Olivet Nazarene IL	1
18. Hillsdale MI	9	Harding AR	4	Ouachita Baptist AR	1
Saginaw Valley State MI	9	Missouri Baptist	4	Whitworth WA	1
20. Anderson IN	8	Northern State SD	4		

INDIVIDUAL RESULTS

100-METER DASH

1. Patrick Nwankwo, Azusa Pacific CA, 10.58
2. Jeff Williams, Prairie View A&M TX, 10.63
3. Aaron Lang, Pittsburg State KS, 10.67
4. Scott Ferguson, Prairie View A&M TX, 10.71
5. Borns Andama, Wayland Baptist TX, 10.72
6. Greg Williams, Henderson State AR, 10.73
7. Roscellius Pope, Wayland Baptist TX, 10.74
8. Morris Egon, Wayland Baptist TX, 10.78

200-METER DASH

1. Devon Morris, Wayland Baptist TX, 21.00
2. Borns Andama, Wayland Baptist TX, 21.17
3. Jeff Williams, Prairie View A&M TX, 21.35
4. Scott Ferguson, Prairie View A&M TX, 21.40
5. Morris Egon, Wayland Baptist TX, 21.45
6. Cedric Jones, Prairie View A&M TX, 21.56
7. Travis McKinley, Adams State CO, 21.75

110-METER HIGH HURDLES

1. Kevin McKinley, Prairie View A&M TX, 13.87
2. Herbie Apkom, Azusa Pacific CA, 14.06
3. Phil Williams, Point Loma Nazarene CA, 14.38
4. Brian Arnold, Azusa Pacific CA, 14.56
5. Timothy Lane, Colorado Mines, 14.57
6. James Gullely, Henderson State AR, 14.61
7. Anthony House, Azusa Pacific CA, 14.88
8. Victor Williams, Langston OK, No Mark

400-METER HURDLES

1. Kevin McKinley, Prairie View A&M TX, 50.20
2. Dennis Moore, Wayland Baptist TX, 51.11
3. Brian Arnold, Azusa Pacific CA, 51.90
4. Kenneth Davis, Central Arkansas, 51.98
5. Phil Pitney, Westmont CA, 52.08
6. Jason Brockel, Colorado Mines, 52.15
7. Brent Hasin, Doane NE, 52.30
8. Don Smith, Oklahoma Christian, 53.64

400-METER DASH

1. Devon Morris, Wayland Baptist TX, 45.07 \*\*
2. Travis McKinley, Adams State CO, 46.47
3. Kurt Smallwood, Bethany KS, 47.21
4. Byron Bailey, Central Arkansas, 47.28
5. Eric Pogue, Prairie View A&M TX, 47.35
6. Cedric Jones, Prairie View A&M TX, 47.76
7. Peter Scott, Wayland Baptist TX, 47.77
8. Patrick Nwanguzo, Wayland Baptist TX, 48.06

1500-METER RUN

1. Maurice Smith, Adams State CO, 3:47.33
2. Brian Williams, Anderson IN, 3:47.97
3. Rob Moore, Cedarville OH, 3:48.83
4. David Matherne, Berry GA, 3:49.76
5. Ken Rossetto, Central Washington, 3:50.07
6. Mark Steward, Adams State CO, 3:50.50
7. Russell Cole, Pacific Lutheran WA, 3:50.88
8. Rob Nelson, Simon Fraser BC, 3:51.31

5000-METER RUN

1. Robert Ferguson, Adams State CO, 14:20.18
2. Paul Aufdemberge, Hillsdale MI, 14:20.66
3. Juan Diaz, Western State CO, 14:20.70
4. Darren Miller, Rio Grande OH, 14:23.94
5. Tim Pilling, Southern Utah State, 14:24.23
6. Craig Dickson, Adams State CO, 14:25.29
7. Jeff Heiser, Walsh OH, 14:27.70
8. Steve Roch, Western State CO, 14:32.45

10,000-METER RUN

1. Eduardo Navas, Western State CO, 29:46.34
2. Rick Robirds, Adams State CO, 30:06.76
3. Robert Lemuel, Saginaw Valley State MI, 30:39.59
4. Robert Ferguson, Adams State CO, 30:44.53
5. Tim Renzelmann, Wisconsin-Parkside, 30:56.36
6. Mike Ulrich, Olivet Nazarene IL, 31:17.38
7. Robbie Hipwood, Adams State CO, 31:18.96
8. Nelson Begay, Central State OK, 31:24.60

STEEPLECHASE

1. Chris Perrone, Park MO, 9:06.14
2. Mark Pierson, Rio Grande OH, 9:06.48
3. Mike Hamm, Kearney State NE, 9:09.08
4. Brian Lenz, Southwestern KS, 9:09.80
5. Clint Hedges, Hastings NE, 9:10.06
6. Dan Jaquez, Adams State CO, 9:11.33
7. Thennis Muller, Wayland Baptist TX, 9:21.97
8. Tom Shelter, Malone OH, 9:24.99

10,000-METER WALK

1. Mike Stauch, Wisconsin-Parkside, 46:32.7
2. Andy Kaestner, Wisconsin-Parkside, 46:03.9
3. Doug Fournier, Wisconsin-Parkside, 46:50.5
4. Mike Rohl, Wisconsin-Parkside, 47:24.0
5. Allen James, Western Washington, 48:23.7
6. Paul Judd, Aquinas MI, 50:34.2



# STATISTICS



221 Baltimore Ave. Kansas City, MO 64105 (816) 842-5050

## NAIA TRACK & FIELD REPORT

May 11, 1987

NAIA Track & Field Report No. 4  
FINAL

( ) = NAIA QUALIFYING MARK

All Marks are Automatic Times

All Running Events are in Meters unless otherwise noted

## 400 METER DASH (:47.94)

NAIA RECORD - :45.07

James Rolle	Wayland Baptist TX	45.91
Devon Morris	Wayland Baptist TX	45.93
Roger Franklin	Arkansas-Monticello	46.75
Eric Pogue	Prairie View A&M TX	46.91
Charles Bruce	Prairie View A&M TX	47.13
Kenneth Davis	Central Arkansas	47.24
Peter Scott	The King's NY	47.56
Darrell Anderson	Florida Memorial	47.70
Terrence Lee	California Lutheran	47.72
Sherlon Didier	Lubbock Christian TX	47.82
Mickey Joseph	Hastings NE	47.83
Kenny Bryant	Arkansas-Monticello	47.85
Don Price	California Lutheran	47.94
Thaddeus Azore	Southern-New Orleans LA	47.97
Patrick Woodson	Central Arkansas	48.03

## MEN'S DIVISION

### 100 METER DASH (:10.74)

NAIA RECORD - :10.15

Manny Newman	Southwestern KS	10.34
Rocellius Pope	Wayland Baptist TX	10.34
Alrick Munroe	Wayland Baptist TX	10.34
Omar Whitfield	Hastings NE	10.39
Tim Whitt	Arkansas Tech	10.44
Gerry Sanders	West Virginia State	10.48
Vincent Brown	Edward Waters FL	10.50
Patrick Nwankwo	Azusa Pacific CA	10.51
David Palmer	Concordia NE	10.56
Darryl Wren	Pittsburg State KS	10.58
Donald Dunlap	Austin College TX	10.59
Elton King	Edward Waters FL	10.59
Attah Frimpong	Harding AR	10.59
Darryl Warner	Hillsdale MI	10.61
Charles Silmon	Paul Quinn TX	10.62

18 others with times of 10.74 or better

### 800 METER (1:51.44)

NAIA RECORD - 1:47.02

Anthony Christie	Prairie View A&M TX	1:47.53
Michael Gregory	Wayland Baptist TX	1:47.63
Gregg Larson	Doane NE	1:50.44
Paul Thoca	Simon Fraser BC	1:51.08
Jose Rojas	Western State CO	1:51.24
Torey Keller	Southwestern KS	1:51.40
Mike Marshall	Lubbock Christian TX	1:51.44
Rob Spykstra	Hastings NE	1:51.89
Paul Dennis	Azusa Pacific CA	1:52.02
Lance Green	Prairie View A&M TX	1:52.23
Andrew Dawson	Simon Fraser BC	1:52.44
Brian Williams	Anderson IN	1:52.76
Frank Oropeza	Western State CO	1:52.84
Ed McCloyan	Lubbock Christian TX	1:52.94
Russ Cole	Pacific Lutheran WA	1:52.94

### 200 METER DASH (:21.64)

NAIA RECORD - :20.24

Devon Morris	Wayland Baptist TX	20.84
Eric Pogue	Prairie View A&M TX	20.99
Charles Bruce	Prairie View A&M TX	21.13
Troy Kuretich	California Lutheran	21.20
Rodney Buggage	Southern-New Orleans LA	21.20
Alrick Munroe	Wayland Baptist TX	21.29
Willie Williams	Langston OK	21.34
Peter Scott	The King's NY	21.34
Rocellius Pope	Wayland Baptist TX	21.34
Morris Egon	Wayland Baptist TX	21.34
Phil Williams	Point Loma Nazarene CA	21.36
Darryl Wren	Pittsburg State KS	21.44
Felton Nails	Prairie View A&M TX	21.50
Cedric Jones	Prairie View A&M TX	21.50
Kenneth Davis	Central Arkansas	21.52

### 1500 METER (3:50.34)

NAIA RECORD - 3:44.88

Maurice Smith	Adams State CO	3:46.14
Cormac O'Riordan	Pittsburg State KS	3:46.14
Eduardo Navas	Western State CO	3:46.44
Frank Oropeza	Western State CO	3:46.84
Wes Tilgner	Western Oregon	3:48.44
Roger Jennings	Emporia State KS	3:48.53
Paul Aufdemberge	Hillsdale MI	3:49.24
Rob Moore	Cedarville OH	3:49.98
David Matherne	Berry GA	3:50.08
Darren Near	Azusa Pacific CA	3:51.47
Mike Pace	Central Washington	3:51.64
Darryl Halbert	Harding AR	3:51.74
Tom Hill	Cedarville OH	3:52.00
Brian Williams	Anderson IN	3:52.06
Dave Mohlman	Hillsdale MI	3:52.87



## Men's Division - Continued

## MARATHON (2/31:00) NAIA RECORD - 2/21:08.22

Steve Cathcart	Western State CO	2/28:34
Mike Des Rosiers	Hillsdale MI	2/29:38
Nelson Begay	Central State OK	2/30:33
Mark Trimble	Oklahoma Christian	2/31:53
Greg Miller	Eastern Oregon State	2/32:43
Joel Enderle	Belmont TN	2/34:11
Danny Charley	Central State OK	2/36:10
Ron Lee	Oklahoma Christian	2/36:22
Mark Feldkamp	Emporia State KS	2/36:51
Eddie Neal	Harding AR	2/38:26
Jeff Petersen	Taylor IN	2/39:25
Robbie Simmons	Quachita Baptist AR	2/39:44
Clay Davis	Lubbock Christian TX	2/41:54
John Oord	Northwest Nazarene ID	2/45:30
Mike Gates	Western Washington	2/54:08

## DECATHLON (6767) NAIA RECORD - 7577

Herbie Akpom	Azusa Pacific CA	7203
Rich Verbel	Azusa Pacific CA	7024
Jack Nance	Azusa Pacific CA	6998
Dave Dangleis	Azusa Pacific CA	6849
Lindahl Lucas	California Lutheran	6798
Brian Lange	Kearney State NE	6575
Mario Riveros	Azusa Pacific CA	6482
Danny Moore	Chadron State NE	6349
Gary Knolton	Whitworth WA	6258
Mike Gilbert	Northwest Nazarene ID	6256
Shawn Steen	Eastern Oregon State	5991
Darryl Stickles	Western Oregon	5928
Kurt Hargett	Western Oregon	5855
Paul Dotson	Missouri Baptist	5826
Mike Tapley	California Lutheran	5485
Tom Crabtree	Emporia State KS	5440

## 400 METER RELAY (:41.94) NAIA RECORD - :40.02

Wayland Baptist TX	40.17
Azusa Pacific CA	40.53
Prairie View A&M TX	40.67
Pittsburg State KS	40.76
Arkansas-Monticello	41.07
Hastings NE	41.18
Missouri Baptist	41.20
California Lutheran	41.25
Quachita Baptist AR	41.44
Point Loma Nazarene CA	41.56
Central State OK	41.63
Southern-New Orleans LA	41.66
Adams State CO	41.67
Florida Memorial	41.70
Central Arkansas	41.74

## LONG JUMP (23-10) NAIA RECORD - 26-06 1/2

Kenny Bryant	Arkansas-Monticello	26-03
Anthony Beal	Arkansas-Monticello	25-05 3/4
Philmore Morris	Wayland Baptist TX	25-01 1/2
Denis McWhinney	Prairie View A&M TX	24-11 3/4
Alrick Munroe	Wayland Baptist TX	24-10 1/2
Lou Hughes	Central Arkansas	24-06
Beaul Haynes	Oklahoma Christian	24-03 3/4
Don Carter	Fort Hays State KS	24-03 1/2
Teddy Booker	Oklahoma Christian	24-02 1/4
Troy Kuretich	California Lutheran	24-00 1/4
Herbie Akpom	Azusa Pacific CA	24-00 1/2
Ivan Lowe	Northwood MI	24-00
Terry Talton	Tarleton State TX	24-00
John Lawson	Western State CO	23-11 1/2
Chris Poston	Gardner-Webb NC	23-11

## 1600 METER RELAY (3:15.44) NAIA RECORD - 3:05.40

Prairie View A&M TX	3:05.91
Wayland Baptist TX	3:06.80
Central Arkansas	3:12.04
Arkansas-Monticello	3:12.31
California Lutheran	3:12.84
Southern-New Orleans LA	3:13.46
Lubbock Christian TX	3:13.64
Hastings NE	3:13.89
Central State OK	3:14.34
Edward Waters FL	3:15.49
Florida Memorial	3:15.54
Southwestern KS	3:16.24
Point Loma Nazarene CA	3:16.53
Azusa Pacific CA	3:17.00
Hillsdale MI	3:17.44

## TRIPLE JUMP (48-07 1/4) NAIA RECORD - 53-06 1/2

Denis McWhinney	Prairie View A&M TX	51-09 1/2
Curt Christensen	Adams State CO	51-00
Lennox Adams	Quachita Baptist AR	49-10
Don Carter	Fort Hays State KS	49-06
Teddy Booker	Oklahoma Christian	49-02
Chris Bodley	Chadron State NE	48-09
Wayne Jones	High Point NC	48-09
Bill King	Midland Lutheran NE	48-09
Ricky Tellis	Southwestern KS	48-06
Rodgers Gaines	Quachita Baptist AR	48-04 1/2
Don Price	California Lutheran	48-02 3/4
Chris Pollart	Adams State CO	48-00 1/2
Wesley Augmon	Pittsburg State KS	47-08 1/2
Kevin Connors	Willamette OR	47-08 1/2
Jim Dillingham	Central Washington	47-05



1987

NAIA

36TH ANNUAL MEN'S

7TH ANNUAL WOMEN'S

OUTDOOR NATIONAL TRACK CHAMPIONSHIPS

MAY 21, 22, 23

RUSSELLVILLE, ARKANSAS

1987 NAIA NATIONAL OUTDOOR TRACK AND FIELD CHAMPIONSHIPS SCHOOL ENTRIES

<u>STATE</u>	<u>SCHOOL</u>	<u>WOMEN</u>	<u>MEN</u>	<u>TOTAL ENTRIES</u>
<u>ARKANSAS</u>				
	ARKANSAS-MONTICELLO	1	7	8
	ARKANSAS TECH	0	5	6
	HARDING UNIV.	2	6	8
	HENDERSON STATE	0	4	4
	OUACHITA BAPTIST	0	8	8
	SOUTHERN ARKANSAS	0	5	5
	ARKANSAS-PINE BLUFF	6	0	6
	CENTRAL ARKANSAS	1	13	14
		10	48	58
<u>CALIFORNIA</u>				
	AZUSA PACIFIC	3	16	19
	BIOLA	1	5	6
	CALIFORNIA LUTHERAN	0	9	9
	FRESNO PACIFIC	1	0	1
	PACIFIC LUTHERAN	8	3	11
	POINT LOMA	1	4	5
	WESTMONT	2	1	3
		16	38	54
<u>CANADA</u>				
	SIMON FRASER	5	6	11
		5	6	11
<u>COLORADO</u>				
	ADAMS STATE	3	14	17
	SOUTHERN COLORADO	1	6	7
	WESTERN STATE	10	9	19
		14	29	43
<u>FLORIDA</u>				
	EDWARD WATERS	0	7	7
	FLAGLER	1	0	1
	FLORIDA MEMORIAL	0	4	4
	NORTH FLORIDA	4	3	7
	WEST FLORIDA	0	1	1
		5	15	20
<u>GEORGIA</u>				
	BERRY	0	4	4
	KENNESAW	1	1	2
		1	5	6
<u>IOWA</u>				
	GRACELAND	0	3	3
	NORTHWESTERN	5	5	10
	WESTMAR	0	2	2
		5	10	15

	<u>WOMEN</u>	<u>MEN</u>	<u>TOTAL ENTRIES</u>
<u>IDAHO</u>			
NORTHWEST NAZERENE	0	1	1
	0	1	1
<u>ILLINOIS</u>			
CHICAGO STATE	1	5	6
	1	5	6
<u>INDIANA</u>			
ANDERSON	1	6	7
GOSHEN	2	1	3
HUNTINGTON	0	2	2
MANCHESTER	2	0	2
MARION	0	2	2
TAYLOR	4	4	8
	9	15	24
<u>KANSAS</u>			
BETHANY	3	1	4
BETHEL	1	0	1
EMPORIA STATE	7	9	16
FT. HAYS STATE	2	5	7
KANSAS WESLEYAN	1	1	2
McPHEARSON	2	1	3
MID-AMERICAN NAZERENE	1	2	3
OTTOWA	1	1	2
PITTSBURG STATE	4	13	17
SOUTHWESTERN	1	8	9
	23	41	64
<u>LOUISIANA</u>			
SOUTHERN-NEW ORLEANS	3	3	6
	3	3	6
<u>MICHIGAN</u>			
AQINAS	0	2	2
HILLSDALE	6	7	13
NORTHWOOD	2	1	3
SAGNINAW VALLEY	5	4	9
SIENA HEIGHTS	1	0	1
SPRING ARBOR	1	4	5
	15	18	33
<u>MINNESOTA</u>			
BEMIDJI STATE	6	0	6
MINNESOTA-MORRIS	0	2	2
MOORHEAD STATE	4	4	8
WINONO STATE	2	2	4
	12	8	20

	<u>WOMEN</u>	<u>MEN</u>	<u>TOTAL ENTRIES</u>
<u>MISSOURI</u>			
HARRIS-STOWE	1	0	1
MISSOURI VALLEY	3	6	9
MISSOURI BAPTIST	6	8	14
PARK	6	4	10
SCHOOL OF OZARKS	2	1	3
SOUTHWEST BAPTIST	1	2	3
TARKIO	0	4	4
	19	25	44
<u>NORTH CAROLINA</u>			
GARDNER-WEBB	0	1	1
HIGH POINT	0	2	2
	0	3	3
<u>NORTH DAKOTA</u>			
DICKINSON STATE	0	4	4
JAMESTOWN	2	1	3
MARY	2	0	2
MINOT STATE	4	2	6
VALLEY CITY STATE	0	3	3
	8	10	18
<u>NEBRASKA</u>			
CHADRON STATE	2	3	5
CONCORDIA	3	5	8
DOANE	7	4	11
HASTING	0	7	7
KEARNER STATE	9	5	14
MIDLAND LUTHERAN	7	3	10
WAYNE STATE	1	2	3
	29	29	58
<u>NEW YORK</u>			
KING'S COLLEGE	0	1	1
	0	1	1
<u>OHIO</u>			
CEDARVILLE	4	4	8
FINDLAY	1	0	1
MALONE	6	4	10
RIO GRANDE	0	1	1
WALSH	2	4	6
	13	13	26
<u>OKLAHOMA</u>			
CENTRAL STATE	1	10	11
LANGSTON	0	1	1
NORTHEASTERN STATE	0	1	1
NORTHWESTERN STATE	0	3	3
OKLAHOMA BAPTIST	1	2	3
OKLAHOMA CHRISTIAN	2	4	6
	4	21	25

	<u>WOMEN</u>	<u>MEN</u>	<u>TOTAL ENTRIES</u>
<u>OREGON</u>			
EASTERN OREGON	1	3	4
GEORGE FOX	1	1	2
SOUTHERN OREGON	3	3	6
WILLAMETTE	0	1	1
	5	8	13
<u>SOUTH DAKOTA</u>			
DAKOTA WESLEYLAN	1	0	1
NORTHERN STATE	3	5	8
SOUTH DAKOTA STATE	1	0	1
	5	5	10
<u>TENNESEE</u>			
BELLMONT	0	1	1
CARSON-NEWMAN	4	6	10
DAVID LIPSCOMB	0	3	3
	4	10	14
<u>TEXAS</u>			
AUSTIN COLLEGE	0	6	6
LUBBOCK CHRISTIAN	1	6	7
PAUL QUINN	2	2	4
PRAIRIE VIEW A&M	13	13	26
SUL ROS	0	1	1
TARLETON STATE	2	6	8
WAYLAND BAPTIST	17	16	33
	35	50	85
<u>WASHINGTON</u>			
CENTRAL WASHINTGON	3	6	9
PUGET SOUND	3	1	4
WESTERN WASHINGTON	8	6	14
WITWORTH	4	4	8
	18	17	35
<u>WISCONSIN</u>			
WISCONSIN-MILWAUKEE	8	3	11
WISCONSIN-PARKSIDE	8	5	13
WISCONSIN-RIVER FALLS	0	1	1
WISCONSIN-SUPERIOR	0	1	1
	16	10	26
<u>WEST VIRGINIA</u>			
GLENVILLE STATE	0	1	1
	0	1	1
<hr/>			
TOTALS	275	445	720

1987 NAIA NATIONAL TRACK MEET

WOMEN

HEPTATHLON - Edith Renfro, Prairie View A&M, 5162 points  
(Old: 4981 points, Jennifer Schwartz, Azusa Pacific, 1984)

WOMEN

JAVELIN - Barb Lashinski, Whitworth, Wash., 169-07.0  
(Old: 168-2, Carol Wester, Pacific Lutheran, Wash., 1986)

WOMEN

TRIPLE JUMP - Michelle Neal, Prairie View A&M, 41-03.0  
(Old: 39-06 3/4, Denise Williams, Wayland Baptist, Tex., 1986)

WOMEN

DISCUS - Beth Stuart, Kearney State, Neb., 166-06.75  
(Old: 161-2, Beth Stuart, Kearney State, 1986)

MEN'S 10,000 WALK - Mike Stauch, Wisconsin-Parkside, 43:22.1  
(Old: 43:31.23, Ray Sharp, Wisconsin-Parkside, 1981)

WOMEN 1500 - Leah Pells, Simon Fraser, Canada, 4:18.14  
(Old: 4:23.50, Teresa Lloyd, Jamestown, N.D., 1986)

MEN 1500 - Maurice Smith, Adams State, Colo., 3:43.70  
(Old: 3:44.88, Mike Boit, Eastern New Mexico, 1976)

WOMEN

400 HURDLES - Lavonda Lockett, Prairie View A&M, 57.39  
(Old: 57.99, Lavonda Lockett, Prairie View A&M, 1986)

\*\*\*\*\*

MOST OUTSTANDING PERFORMERS FOR 1987 NATIONAL OUTDOOR MEET

WOMEN: Edith Renfro, Prairie View A&M, Texas  
Winner of heptathlon with record 5,162 points.  
Also set new records in heptathlon division for 200 meters, 25.19  
and 800 meters with 2:14.85

MEN: Alrick Munroe, Wayland Baptist, Texas  
Winner of long jump, 26-0 3/4  
Winner of 100 meters, 10.58  
Winner of 200 meters, 21.02

MEN'S ACADEMIC ALL-AMERICAN TRACK AND FIELD TEAM FOR 1987

Paul Judd, Aquinas, Mich., Walk	3.050 - Economics/Business
Jeff Heiser, Walsh, Ohio., 5000 Meters	3.190 - Biology/Phy Educ
Leon Jensen, Midland Lutheran, Neb., 10,000 Meters	3.180 - Business
Denis Kiely, Point Loma, Calif., 10,000 Meters	3.153 - History/Pol Science
Jay Jones, Pembroke, N.C., 10,000 Meters	3.411 - Math Education
David McKay, Malone, Ohio, 10,000 Meters	3.990 - Chemistry
Jeffrey Manley, Valley City, N.D., 5000 Meters	3.260 - Business Education
Randy Jacobs, Willamette, Ore., Walk	3.850 - Psychology/English
John Oswald, Cedarville, Ohio, 10,000 Meters	3.643 - Business
Dennis Smithisler, Southwestern, Kan., Steeple	3.883 - Eng Speech/Drama
Elliott Rodda, Southwestern, Kan., 5000 Meters	3.227 - Biology/English
Fionan Cronin, North Florida, 5000 Meters	3.600 - Business
Stuart Boyle, North Florida, 10,000 Meters	3.380 - Business
Michael Howell, Francis Marion, S.C., 10,000 Meters	3.444 - Physics/Math
Michael Des Rosiers, Hillsdale, Mich., Marathon	3.800 - Physics
Paul Aufdemberge, Hillsdale, Mich., 5000/10,000 Meters	3.500 - English
Tony Engelhardt, Western Washington, Walk	3.360 - Industrial Design
Steve Roch, Western State, Colo., 10,000 Meters	3.272 - Math
Veil Reilly, Aquinas, Mich., 35-pound throw	3.140 - Business
Jon Torrence, Central Washington, Discus/Hammer	3.283 - Physical Education
Randy Campbell, Arkansas Tech, Shot	3.830 - Psychology
Daniel Dickey, Southwestern, Kan., Hammer	3.198 - Biology/Chemistry
John Chandler, Hillsdale, Mich., Hammer	3.300 - Biology
Peter Dzwilewski, Hillsdale, Mich., Javelin	3.100 - Business
Tim Jacobson, Whitworth, Wash., Discus	3.200 - Comm/Public Relations
Arnie Tyler, Whitworth, Wash., Hammer	3.510 - Physics/Math
Robert Harris, Adams State, Colo., Javelin	3.280 - Business Adm
Thomas Johnson, Adams State, Colo., Discus	3.170 - Physical Education
Chris Grantham, Austin College, Tex., Javelin	3.190 - Biology
Paul Sampers, Jamestown, N.D., 800 Meters	3.510 - Physical Education
Keith Pobanz, Kearney State, Neb., Steeple	3.564 - Business
James Mattson, Westmont, Calif., 1500/800 Meters	3.366 - Math
Mark Ellis, Anderson, Ind., 800 Meters	3.110 - Social work
Brett McKnight, Oklahoma Christian, 800 Meters	3.100 - Social Studies
Barry Schnieders, Manchester, Ind., 1500 Meters	3.040 - Business
Russell Cole, Pacific Lutheran, Wash., 800 Meters	3.600 - Business
Darryl Halbert, Harding, Ark., 1500 Meters	3.540 - Business
David Mottlman, Hillsdale, Mich., 1500 Meters	3.135 - Biology
Mark Pierson, Rio Grande, Ohio, Steeple	3.790 - Math
David Getsinger, Spring Arbor, Mich., 800 Meters	3.290 - Exercise/Spts Scienc
Don Smith, Oklahoma Christian, 400 Int. Hurdles	3.520 - Engineering/Physics
Darren Vorderb ruegge, Bethany, Kan., 400 Int. Hurdles	3.100 - History
Mike Auman, Doane, Neb., 110 Hurdles	3.930 - Math Education
Michael Ankrem, Huntington, Ind., Triple Jump	3.268 - Physical Education
Curtis Christensen, Adams State, Colo., Triple Jump	3.000 - Physical Education
Michael Wilson, Aquinas, Mich., High Jump	3.360 - Business
Timothy Fry, Huntington, Ind., Pole Vault	3.750 - Comp Sci/Accounting
Timothy Ogden, Manchester, Ind., Pole Vault	3.910 - Education'
Don Raleigh, Northwestern Oklahoma, High Jump	3.550 - Natural Science
Randall Morris, Henderson State, Ark., Pole Vault	3.160 - Art
Stephen Turner, Henderson State, Ark., Pole Vault	3.310 - Biology
Timothy Lomheim, Azusa Pacific, Calif., Pole Vault	3.290 - Psychology
Alrick Munroe, Wayland Baptist, Tex., Spring/Long Jump	3.220 - Physical Education
David Gray, Henderson State. Ark., Sprints	3.850 - Physical Education



WOMEN'S ACADEMIC ALL-AMERICAN TRACK AND FIELD TEAM FOR 1987

Elizabeth Mulvihill, Bemidji State, Minn., Shot	3.303 - Physical Education
Beth Stuart, Kearney State, Neb., Discus	3.450 - Physical Education
Rachel Sudul, Fresno Pacific, Calif., Shot	3.700 - Math Education
Karen Heuertz, Kearney State, Neb., 400 Hurdles	3.000 - Business
Martha Hans, Siena Heights, Minn., 100 Hurdles	3.200 - Business
Tana Jo Green, Bethany, Kan., 400 Hurdles	3.723 - Art
Kristi Dunn, Western Washington, 400 Hurdles	3.630 - Marketing
Karla Christensen, Midland Lutheran, Neb., 5000 Meters	3.875 - Physical Education
Kimberly Rodocker, Anderson, Ind., 3000 Meters	3.176 - Education
Amy Potter, Emporia State, Kan., 10,000 Meters	3.280 - Physical Education
Trudy Searcy, Emporia State, Kan., 5,000 Meters	3.390 - Biology
Doris Watson, Adams State, Colo., 3000 Meters	3.610 - Sports Medicine
Lisa Klingshin, Malone, Ohio., 5000 Meters	3.570 - Biology/Phy. Educ.
Tracy Lee Nelson, Winona State, Minn., 10,000 Meters	3.260 - Spanish
Marguerite Skello, Malone, Ohio., 5000 Meters	3.100 - Phy. Educ/Business
Gi na Van Laar, Hillsdale, Mich., 5000 Meters	3.963 - History/Business
Joanne Herber, Dakota Wesleyan, S.D., 5000 Meters	3.938 - Biology/Chemistry
Rebecca Kreps, Manchester, Ind., Marathon	3.350 - Social Work
Katherine Boone, Southwestern, Kan., 3000 Meters	3.651 - Physical Education
Wendy Hagman, North Florida, Marathon	3.270 - Education
Valerie Hilden, Pacific Lutheran, Wash., 3000 Meters	3.140 - Nursing
Melanie Venekamp, Pacific Lutheran, Wash., 3000 Meters	3.670 - Special Education
Kathy Nichols, Pacific Lutheran, Wash., 10,000 Meters	3.300 - Physical Education
Dolores Montgomery, Western Washington, 10,000 Meters	3.670 - Science
Jennifer Eastman, Western Washington, 3000 Meters	3.290 - Philosophy
Jane Reaves, Adams State, Colo., 5000 Meters	3.300 - Art
Genesia Livingston, Park, Mo., High Jump	3.949 - Science
Denise Race, McPherson, Kan., High Jump	3.141 - Biology
Michelle Kowalski, Hillsdale, Mich., High Jump	3.333 - Accounting
Margaret McGillivray, Cedarville, Ohio, High Jump	3.934 - Language/Literature
Julane Thayer, Northwood, Mich., High Jump	3.090 - Business
Denise Bruce, Pacific Lutheran, Wash., High Jump	3.380 - Communications
Leslie Ryman, Walsh, Ohio, Heptathlon	3.310 - Communications
Julie Haynes, Oklahoma Christian, Heptathlon	3.160 - Special Education
Gwen Keiser, Whitworth, Wash., Heptathlon	3.270 - Biology
Jill Mosley, Doane, Neb., Heptathlon	3.940 - Biology
Teresa Lloyd, Jamestown, N.D., 1500 Meters	3.600 - Phy Educ/Elem Educ
Linda Pryor, Oklahoma Christian, 800 Meters	3.630 - Bus Adm/Pre-Law
Meg McElroy, Manchester, Ind., 1500 Meters	3.170 - Biology
Angie Mugielski, North Florida, 800 Meters	3.370 - Elem Education
Gloria Mahr, Cedarville, Ohio, 800 Meters	3.464 - Nursing
Minta Misley, Pacific Lutheran, Wash., 800 Meters	3.270 - Physical Education
Shannon Ryan, Pacific Lutheran, Wash., 1500 Meters	3.630 - Physics
Genevie Pfueller, Western Washington, 1500 Meters	3.950 - Physical Education
Kathleen Miller, Western Washington, 800 Meters	3.040 - Physical Education
Lisa Wojciechowski, Hillsdale, Mich., 400 Meters	3.018 - Education
Sheri Pozil, Azusa Pacific, Calif., 100 Meters	3.160 - Christian Ministries
Rana Cox, Tarleton State, Tex., 400 Meters	3.770 - Physical Therapy
Anne Veldman, Dordt, Iowa, Triple Jump	3.900 - Math Education
Teresa Luidhardt, Marion, Ind., Long Jump	3.911 - Chemistry
D'Andrea Godberry, Tarleton State, Tex., Triple Jump	3.440 - Biology

**FINAL RESULTS**

**MEN'S DIVISION  
SUMMARY**

**NAIA National Outdoor  
Track and Field Championships  
Russellville, Arkansas**

**May 21-23, 1987**

## AFTER 23 EVENTS HAVE BEEN SCORED

CODE #	NAME	MEN	WOMEN
12	Azusa Pacific CA	108	
191	Wayland Baptist TX	82	
152	Prairie View A&M TX	66	
2	Adams State CO	35	
149	Pittsburg State KS	31	
84	Hillsdale MI	26	
30	Central Arkansas	25	
216	Wisconsin-Parkside	23	
50	Doane NE	22	
175	Southwestern KS	20	
34	Central Washington	19	
118	Missouri Baptist	18	
150	Point Loma Nazarene CA	17	
198	Western Oregon State	17	
199	Western State CO	17	
36	Chicago State IL	16	
32	Central State OK	15	
158	Saginaw Valley State MI	14	
171	Southern Oregon State	14	
119	Missouri Valley MO	14	
200	Western Washington	13	
112	Midland Lutheran NE	13	
194	West Virginia State	12	
125	North Florida	11	
11	Austin TX	10	
223	Eastern Oregon State	10	
137	Quachita Baptist AR	9	
139	Pacific Lutheran WA	9	
25	California Lutheran	9	
4	Anderson IN	8	
39	Concordia NE	8	
165	Simon Fraser CAN	8	
169	Southern Arkansas	8	
61	Florida Memorial FL	8	
49	Dickinson State ND	7.5	
134	Oklahoma Christian	7	
170	Southern Colorado	7	
6	Arkansas Monticello	7	
206	Whitworth WA	7	
215	Wisconsin-Milwaukee	7	
66	George Fox OR	6	
35	Chadron State NE	6	
161	School of the Ozarks MO	6	
188	Valley City State ND	6	
5	Aquinas MI	6	
143	Park MO	5	
155	Rio Grande OH	5	
172	Southern New Orleans LA	5	
27	Carson-Newman TN	5	
126	Northeastern State OK	5	
131	Northwestern State OK	4.5	
81	Henderson State AR	4.5	
177	Spring Arbor MI	4	
92	Kearney State NE	4	
101	Lubbock Christian TX	4	
57	Emporia State KS	4	
29	Cedarville OH	4	
136	Ottawa KS	3.5	
132	Northwood Institute MI	3	
88	Jamestown MD	3	
93	Kennesaw GA	3	
80	Hastings NE	2	
208	Willamette OR	2	
211	Winona State MN	2	
55	Edward Waters FL	2	
227	Univ of West Florida	2	
129	Northwest Nazarene ID	1	
19	Berry GA	1	
102	Malone OH	1	
218	Wisconsin-River Falls	1	

NAIA NATL OUTDOOR T & F  
HAMMER

RUSSELLVILLE, AR  
Division: MEN

MAY 21, 1987  
EVENT # 21

ENTRANT #	NAME	GR	AFFILIATION	MARK
FINAL RESULTS				
586	JON TORRENCE	Sr	Central Washington	1 187-07.0
67	KYONG SONG	Jr	Point Loma Nazarene CA	2 179-09.75
423	DAN DICKEY	Sr	Southwestern KS	3 176-06.0
467	SOREN SORENSON	Sr	Western Oregon State	4 176-03.5
284	ARNIE TYLER	Sr	Whitworth WA	5 175-02.25
282	TIM JACOBSON	Jr	Whitworth WA	6 174-10.75
622	JOHN CHANDLER	Sr	Hillsdale MI	7 174-03.25
162	RICH CANOLE	Sp	Saginaw Valley State MI	8 163-10.5

NAIA NATL OUTDOOR T & F  
JAVELIN

RUSSELLVILLE, AR  
Division: MEN

MAY 21, 1987  
EVENT # 22

ENTRANT #	NAME	GR	AFFILIATION	MARK
FINAL RESULTS				
751	CHRIS GRANTHAM	Sr	Austin TX	1 234-01.0
295	CRAIG STELLING	Sr	Pacific Lutheran WA	2 210-11.0
82	JEFF SHAW	Jr	Pittsburg State KS	3 209-04.0
75	BOB CAMPBELL	Jr	Pittsburg State KS	4 199-10.0
237	MARCO MONTOYA	Jr	Wayland Baptist TX	5 199-08.25
592	RICK CLEVELAND	Sr	Spring Arbor MI	6 197-01.5
120	ROBERT HARRIS	Sr	Adams State CO	7 194-11.75
483	DERON DOLFI	Sp	Chadron State NE	8 194-07.0

NAIA NATL OUTDOOR T & F  
LONG JUMP

RUSSELLVILLE, AR  
Division: MEN

MAY 21, 1987  
EVENT # 17

ENTRANT #	NAME	GR	AFFILIATION	MARK
FINAL RESULTS				
241	ALRICK MUNROE	Jr	Wayland Baptist TX	1 26-00.75
239	PHILMORE MORRIS	Sp	Wayland Baptist TX	2 25-10.0
508	ANTHONY BEAL	Jr	Arkansas Monticello	3 25-04.5
695	DENNIS MCWHINNEY	Jr	Prairie View A&M TX	4 25-01.75
31	HERBIE AKPOM	Sp	Azusa Pacific CA	5 25-01.25
225	IVAN LOWE	Jr	Northwood Institute MI	6 24-11.75
383	JAMES LAND	Sr	West Virginia State	7 24-09.75
34	DAVE DANGLEIS	Sp	Azusa Pacific CA	8 24-06.25

NAIA NATL OUTDOOR T & F  
10,000 METER

RUSSELLVILLE, AR  
Division: MEN

MAY 21, 1987  
EVENT # 9

ENTRANT #	NAME	GR	AFFILIATION	MARK
FINAL RESULTS				
621	PAUL AUFDEMBERGE	Sr	Hillsdale MI	1 NO MARK
125	MARCO OCHOA	Jr	Adams State CO	2 NO MARK
557	JAMIE BURHAM		Missouri Baptist	3 NO MARK
167	ROBERT LEMUEL	Sr	Saginaw Valley State MI	4 NO MARK
585	NEIL STURGEON	Sr	Central Washington	5 NO MARK
280	PHILIP RICHEY	Sr	Kennesaw GA	6 NO MARK
108	ERIC FILLINGER	Fr	Cedarville OH	7 NO MARK
268	DAVE MCKAY	Jr	Malone OH	8 NO MARK

NAIA NATIONAL TRACK MEET  
DECATHLON RESULTS

FINAL  
RESULTS

MAY 22, 1987

RANK	NUMBER	NAME, SCHOOL	100 METERS	LONG JUMP	SHOT PUT	HIGH JUMP	400 METERS	110 M HURDLES	DISCUS	POLE VAULT	JAVELINE	1500 METERS	TOTAL
1	43	Jack Nance Azusa Pacific	812 11.22	755 6.75	597 11.84	850 2.05	789 50.56	704 16.26	550 34.35	656 4.14	626 52.54	584 4:55.90	6923
				22-1 3/4	38-10.25	6-8 3/4			112-8	13-7	172-4		
2	48	Rick Verbel Azusa Pacific	832 11.13	637 *6.23	571 11.41	636 1.81	839 49.47	723 16.09	541 33.89	656 4.14	714 58.42	587 time	6736
				20-5 1/4	37-5 1/4	5-11.25			11-2	13-7			
3	34	Dave Danglesis Azusa Pacific	830 11.14	859 7.19	580 11.56	767 1.96	792 50.50	470 18.58	619 37.76	519 3.64	632 52.94	636 11:47.21	6784
				23-7 1/4	37-11.25	6-5			123-11	11-11.25	173-8		
4	489	Danny Moore Chadron State	765 11.44	785 6.88	552 11.10	714 1.90	721 52.09	816 15.28	461 29.84	467 3.44	713 58.33	634 4:47.48	6628
				22-7	36-5	6-2 3/4			97-11	11-3.5	191-4		
5	663	Brian Lange Kearney State	769 11.42	661 6.34	611 12.07	767 1.96	762 51.15	662 16.64	656 39.58	573 3.84	487 43.08	648 4:45.17	6596
				20-9 3/4	39-7 1/4	6-5			126-10	12-7.25	141-4		
6	47	Mario Riveros Azusa Pacific	843 11.08	628 6.19	573 11.45	636 1.81	838 49.50	714 16.17	487 31.12	546 3.74	594 50.36	678 4:40.29	6537
				20-3 3/4	37-6 3/4	5-11.75			102-1	12-4	165-3		
7	650	Lindahi Lucas Cal Lutheran	713 11.69	682 6.43	515 10.49	794 1.99	725 52.0	794 15.47	599 36.75	656 4.14	489 43.25	558 5:00.29	6525
				21-1 1/4	34-5	6-6 1/4			120-6	13-7	141-10		
8	727	Mike Gilbert Northwest Nazarene	753 11.50	677 6.41	584 10.31	585 1.75	876 48.69	621 17.03	493 31.45	656 4.14	543 46.92	782 4:36.55	6410
				21-1 1/2	33-10	5-8 3/4			103-2	13-7	153-11		
	372	Tom Crabtree Emporia State	804 11.26	675 6.4	462 9.60	636 1.81	865 48.93	665 16.62	471 30.34	493 3.54	492 43.42	769 4:26.35	6332
				21-0	31-6	5-11.25			99-6	11-7.25	142-5		
8	283	Gary Knowlton Whitworth WA	669 11.78	615 6.13	570 11.40	687 1.87	703 52.51	761 15.75	574 35.52	441 3.34	606 51.21	498 5:11.04	6124
				20-1 1/2	37-5	6-1 1/2			116-6	10-11.5	168.0		
11	215	Peter Gnas Western State CO	695 11.78	613 6.12	498 10.21	636 1.81	638 54.05	538 17.06	484 30.98	628 4.04	553 47.56	588 4:55.10	5871
				20-1	33-6	5-11.75			101-8	13-3	156-0		
12	710	Shawn Steen Eastern Oregon	629 12.11	589 6.01	484 9.98	714 1.90	694 52.72	704 16.26	386 26.01	546 3.74	383 35.90	711 4:35.18	5840
				19-8 3/4	32-9	6-4 3/4			85-4	12-4	117-9		
13	560	Paul Dotson Missouri Baptist	695 11.78	565 5.90	464 9.64	767 1.96	712 52.29	697 16.32	415 27.46	391 3.14	551 47.49	536 5:04.09	5793
				19-4 1/4	31-7	6-5			90-1	10-3.5	146		
14	654	Chad Ficek Cal Lutheran	707 11.72	619 6.15	540 10.91	0 0	630 54.24	362 19.04	433 28.43	NH	583 46.90	532 5:04.81	4406
				20-2 1/4	35-9 1/2	0			93-3		162-9		

NAIA NATL OUTDOOR T & F  
SHOT PUT

RUSSELLVILLE, AR  
Division: MEN

MAY 21, 1987  
EVENT # 19

ENTRANT # NAME GR AFFILIATION MARK

FINAL RESULTS

46	ADE OLUKOJU	Fr	Azusa Pacific CA	1	59-05.5
532	RANDY SETTELL	Jr	Southern Oregon State	2	58-08.75
193	JOHN BAUMANN	Sp	Doane NE	3	53-10.5
469	DARREN SHEETS	Sr	Northeastern State OK	4	52-09.25
155	MIKE MULLIN	Sp	Midland Lutheran NE	5	51-06.5
356	KIM NIX	Sr	Western Washington	6	50-04.75
465	KIM BROWN	Jr	Western Oregon State	7	50-00.0
368	TONY RUSSO	Sr	Wisconsin-Milwaukee	8	49-11.0

NAIA NATL OUTDOOR T & F  
TRIPLE JUMP

RUSSELLVILLE, AR  
Division: MEN

MAY 21, 1987  
EVENT # 18

ENTRANT # NAME GR AFFILIATION MARK

FINAL RESULTS

695	DENNIS MCMHINNEY	Jr	Prairie View A&M TX	1	51-00.75
154	BILL KING	Sr	Midland Lutheran NE	2	50-06.75
728	ROBERT A. DOUGLAS		School of the Ozarks MO	3	49-10.0
20	MYRON JEFFERSON	Sp	Southern Colorado	4	49-05.0
116	CURT CHRISTENSEN	Sr	Adams State CO	5	49-03.0
545	CHRIS BODLEY	Jr	Concordia NE	6	48-07.25
17	ERIC BALDWIN	Fr	Southern Colorado	7	48-06.25
148	RODGERS GAINES		Ouachita Baptist AR	8	48-04.5

NAIA NATL OUTDOOR T & F  
110 METER HURDLES

RUSSELLVILLE, AR  
Division: MEN

MAY 21, 1987  
EVENT # 2

Records - NAIA MEN : 13.74 Rodney Milburn Southern-BR, LA -72  
 NAIA WOMEN : NO MARK  
 N/A : NO MARK  
 N/A : NO MARK

ENTRANT # NAME GR AFFILIATION PLACE MARK

FINAL RESULTS

696	KEVIN MCKINLEY	Sr	Prairie View A&M TX	1	14.30
38	ANTHONY HOUSE	Jr	Azusa Pacific CA	2	14.35
590	ADOLPHUS ONUA	Sr	George Fox OR	3	14.46
70	PHILLIP WILLIAMS	Jr	Point Loma Nazarene CA	4	14.54
31	HERBIE AKPOM	Sp	Azusa Pacific CA	5	14.60
42	IKE MBADUGHA	Sp	Azusa Pacific CA	6	14.69
647	TODD LEAVENS	Jr	California Lutheran	7	14.72
611	DARNELL ANDERSON	Fr	Florida Memorial FL	8	14.88

NAIA NATL OUTDOOR T & F  
MARATHON

RUSSELLVILLE, AR  
Division: MEN

MAY 21, 1987  
EVENT # 14

ENTRANT #	NAME	GR	AFFILIATION	MARK
-----				
FINAL RESULTS				
717	GREG MILLER		Eastern Oregon State	1 2:30:01.59
702	NELTON BEGAY	Sr	Central State OK	2 2:32:23.38
705	DANNY CHARLEY	Jr	Central State OK	3 2:35:57.00
674	BLAS GUERRA	Sr	Park MO	4 2:37:12.46
410	GARY SCHAFER	Sp	Valley City State ND	5 2:37:58.79
623	MIKE DESROSIERS	Sr	Hillsdale MI	6 2:39:05.66
726	JAMES BELL	Jr	Univ of West Florida	7 2:43:00.61
325	JOHNNY SHARP	Sr	Carson-Newman TN	8 2:43:50.62
741	RANDY J. SIPPLE	Sr	Winona State MN	9 2:44:31.33
106	STEVE COX	Sr	Cedarville OH	10 2:47:39.94
16	JOEL ENDERLE	Sr	Belmont TN	11 2:50:37.89
595	DANEIL HIGH	Sr	Spring Arbor MI	12 2:54:31.54
684	TIM YOUNG	Sr	Berry GA	13 2:56:09.28
361	JEFF PETERSEN	Sr	Taylor IN	14 2:59:06.62
752	ERIC SCHWAB	Jr	Austin TX	15 3:00:18.09
206	DANNY MANN	Jr	Central Arkansas	16 3:02:08.54
151	ROBBIE SIMMONS		Quachita Baptist AR	17 3:09:46.62
676	JAMAL SHERGILL	Sp	Park MO	18 3:11:44.24
=====				

NAIA NATL OUTDOOR T & F  
10,000 METER WALK

RUSSELLVILLE, AR  
Division: MEN

MAY 21, 1987  
EVENT # 10

ENTRANT #	NAME	GR	AFFILIATION	MARK
-----				
FINAL RESULTS				
544	MIKE STAUCH	Jr	Wisconsin-Parkside	1 43:22.1
540	DOUG FOURNIER	Sp	Wisconsin-Parkside	2 46:27.7
355	HERMAN NELSON	Sr	Western Washington	3 46:44.3
543	MIKE ROHL	Sr	Wisconsin-Parkside	4 47:12.4
350	TONY ENGELHARDT	Sp	Western Washington	5 49:37.1
1	PAUL JUDD	Sr	Aquinas MI	6 50:03.1
601	RANDY JACOBS	Sr	Willamette OR	7 52:12.3
716	KEVIN SCHOESSOW	Sr	Wisconsin-River Falls	8 55:18.7
537	KEN AREND	Sr	Wisconsin-Parkside	9 55:38.6
=====				

NAIA NATL OUTDOOR T & F  
100 METER

RUSSELLVILLE, AR  
Division: MEN

MAY 21, 1987  
EVENT # 1

ENTRANT #	NAME	GR	AFFILIATION	MARK
-----				
FINAL RESULTS				
241	ALRICK MUNROE	Jr	Wayland Baptist TX	1 10.58
45	PATRICK NWANKNO	Jr	Azusa Pacific CA	2 10.64
756	DAVID ROGAN		Chicago State IL	3 10.75
431	MANNY NEWMAN	Fr	Southwestern KS	4 10.77
321	WILLIE LUNDY	Fr	Carson-Newman TN	5 10.80
244	ROCELLIUS POPE	Sr	Wayland Baptist TX	6 10.84
319	OMAR WHITFIELD	Fr	Hastings NE	7 10.84
513	CHRIS JACKSON	Jr	Arkansas Monticello	8 12.38
=====				



NAIA NATL OUTDOOR T & F  
HIGH JUMP

RUSSELLVILLE, AR  
Division: MEN

MAY 21, 1987  
EVENT # 16

ENTRANT # NAME GR AFFILIATION MARK

FINAL RESULTS

379	LARRY ANGLE	Sr	West Virginia State	1	7-00.25
43	JACK NANCE	Jr	Azusa Pacific CA	2	6-11.0
493	DAVID BEDFORD	Fr	Oklahoma Christian	3	2-11.0
657	MIKE MOSER	Jr	Dickinson State ND	4	6-09.75
420	DON RALIEGH	Sr	Northwestern State OK	4	6-09.75
3	MIKE WILSON	Jr	Aquinas MI	6	6-09.75

NAIA NATL OUTDOOR T & F  
POLE VAULT

RUSSELLVILLE, AR  
Division: MEN

MAY 21, 1987  
EVENT # 15

ENTRANT # NAME GR AFFILIATION MARK

FINAL RESULTS

40	TIM LOMHEIM	Sr	Azusa Pacific CA	1	16-08.0
170	LARRY WEAVER	Sr	Saginaw Valley State MI	2	15-11.0
533	KEVIN TAYLOR	Sr	Southern Oregon State	3	15-03.0
546	DAVID BROOKS	Fr	Concordia NE	4	15-03.0
142	RANDELL MORRIS	Jr	Henderson State AR	5	14-11.0
596	STEFFEN SMITH	Sr	Ottawa KS	5	14-11.0
39	KEVIN KORTHUS	Jr	Azusa Pacific CA	7	14-11.0
156	PAUL RONHOVDE	Sr	Midland Lutheran NE	7	14-11.0
143	STEVE TURNER	Jr	Henderson State AR	7	14-11.0

NAIA NATL OUTDOOR T & F  
STEEPLE CHASE

RUSSELLVILLE, AR  
Division: MEN

MAY 21, 1987  
EVENT # 11

ENTRANT # NAME GR AFFILIATION MARK

FINAL RESULTS

522	CURT CASTETTER	Jr	North Florida	1	8:59.87
121	DAN JAQUEZ	Jr	Adams State CO	2	9:01.21
436	DENNIS SMITHHISLER	Sr	Southwestern KS	3	9:01.56
746	MARK PIERSON	Sr	Rio Grande OH	4	9:02.94
220	RYAN ROBINSON	Sp	Western State CO	5	9:03.77
656	BILL DENT	Jr	Dickinson State ND	6	9:06.88
740	BRIAN T. REED	Fr	Minona State MN	7	9:18.66
593	SCOTT COLE	Sr	Spring Arbor MI	8	9:19.27
44	DARREN NEAR	Jr	Azusa Pacific CA	9	9:27.16
131	TIM VIGIL	Jr	Adams State CO	10	9:25.90
498	MARK TRIMBLE	Jr	Oklahoma Christian	11	9:30.94
348	BRAD ALEXANDER	Sr	Western Washington	12	NO MARK

NAIA NATL OUTDOOR T & F  
200 METER

RUSSELLVILLE, AR  
Division: MEN

MAY 21, 1987  
EVENT # 3

Records - NAIA MEN : 20.24 Larry Black NC Central 1972  
NAIA WOMEN : NO MARK  
N/A : NO MARK  
N/A : NO MARK

-----  
ENTRANT # NAME GR AFFILIATION PLACE MARK  
-----

SEMI RESULTS SECTION # 1

241	ALRICK MUNROE	Jr	Wayland Baptist TX	1	21.19
26	RODNEY BUGGAGE	Fr	Southern New Orleans LA	2	21.27
565	RON WALTON		Missouri Baptist	3	21.51
86	DARRYL WREN	Fr	Pittsburg State KS	4	21.64
319	OMAR WHITFIELD	Fr	Hastings NE	5	21.82
685	CHARLES BRUCE	Sp	Prairie View A&M TX	6	21.86
230	DENNIS ALEXANDER	Jr	Wayland Baptist TX	7	22.02

SEMI RESULTS SECTION # 2

45	PATRICK NWANKNO	Jr	Azusa Pacific CA	1	20.99
238	DEVON MORRIS	Jr	Wayland Baptist TX	2	21.15
245	JAMES RÖLLE	Sp	Wayland Baptist TX	3	21.27
688	ERIC POGUE	Jr	Prairie View A&M TX	4	21.32
564	LETTORRE SWINNEY		Missouri Baptist	5	21.78
244	ROCELLIUS POPE	Sr	Wayland Baptist TX	6	21.87
462	CHRIS LOCK	Sr	Simon Fraser CAN	7	21.91
570	ATTAH FRIMPONG	Jr	Harding AR	8	22.33

NAIA NATL OUTDOOR T & F  
400 METER Relay  
ENTRANT # NAME

RUSSELLVILLE, AR  
Division: MEN

MAY 21, 1987  
EVENT # 13

GR AFFILIATION MARK

-----  
FINAL RESULTS

87 /PITTSBURG STATE UNI Pittsburg State KS 1 40.71

-----  
153 /OUACHITA BAPTIST Ouachita Baptist AR 2 41.10

-----  
507 /MISSOURI VALLEY Missouri Valley MO 3 41.25

-----  
759 /CHICAGO STATE UNIVE Chicago State IL 4 41.32

-----  
213 /CENTRAL ARKANSAS Central Arkansas 5 41.35

-----  
652 /CALIF. LUTHERAN California Lutheran 6 41.55

-----  
701 /PRAIRIE VIEW A&M Prairie View A&M TX DISQUALIFIED

-----  
567 /MISSOURI BAPTIST Missouri Baptist DISQUALIFIED  
-----  
=====

NAIA NATL OUTDOOR T & F  
DISCUS  
ENTRANT # NAME

RUSSELLVILLE, AR  
Division: MEN

MAY 21, 1987  
EVENT # 20

GR AFFILIATION MARK

-----  
FINAL RESULTS

46 ADE OLUKOJU Fr Azusa Pacific CA 1 185-05.5  
503 RON MCINTOSH Sr Missouri Valley MO 2 169-03.75  
193 JOHN BAUMANN Sp Doane NE 3 166-00.5  
453 ROB MCMANUS Fr Simon Fraser CAN 4 165-07.75  
467 SOREN SORENSON Sr Western Oregon State 5 164-07.75  
208 BOBBY MCDANIELS Sp Central Arkansas 6 162-02.25  
368 TONY RUSSO Sr Wisconsin-Milwaukee 7 161-06.0  
622 JOHN CHANDLER Sr Hillsdale MI 8 158-08.25  
-----  
=====

NAIA NATL OUTDOOR T & F  
1500 METER

RUSSELLVILLE, AR  
Division: MEN

MAY 21, 1987  
EVENT # 7

ENTRANT # NAME GR AFFILIATION PLACE MARK

-----  
FINAL RESULTS

130 MAURICE SMITH Sr Adams State CO 1 3:43.70 †  
346 BRIAN WILLIAMS Sr Anderson IN 2 3:44.19 †  
470 WES TILGNER Sp Western Oregon State 3 3:44.27 †  
584 MIKE PACE Jr Central Washington 4 3:44.46 †  
375 ROBER JENNINGS Sp Emporia State KS 5 3:45.23  
455 ROB NELSON Jr Simon Fraser CAN 6 3:46.82  
110 ROB MOORE Sr Cedarville OH 7 3:47.10  
682 DAVID MATHERNE Sr Berry GA 8 3:49.59  
-----  
=====

NAIA NATL OUTDOOR T & F  
400 HURDLES

RUSSELLVILLE, AR  
Division: MEN

MAY 21, 1987  
EVENT # 5

ENTRANT #	NAME	GR	AFFILIATION	MARK
FINAL RESULTS				
696	KEVIN MCKINLEY	Sr	Prairie View A&M TX	1 51.27
520	LEE VAUGHN		Southern Arkansas	2 51.90
613	WILBERT JOHNSON	Fr	Florida Memorial FL	3 52.13
203	KEVIN ERVIN	Sr	Central Arkansas	4 52.48
63	KRIS ANDERSSON	Sp	Point Loma Nazarene CA	5 52.52
558	TONY CHATMEN		Missouri Baptist	6 53.21
210	DWAYNE ROBERTS	Sr	Central Arkansas	7 53.34
497	DON SMITH	Sr	Oklahoma Christian	8 53.86

NAIA NATL OUTDOOR T & F  
400 METER

RUSSELLVILLE, AR  
Division: MEN

MAY 21, 1987  
EVENT # 4

ENTRANT #	NAME	GR	AFFILIATION	MARK
FINAL RESULTS				
238	DEVON MORRIS	Jr	Wayland Baptist TX	1 46.04
245	JAMES ROLLE	Sp	Wayland Baptist TX	2 46.93
200	KENNETH DAVIS	Sp	Central Arkansas	3 47.58
755	DEAMAIL MITCHELL		Chicago State IL	4 47.88
688	ERIC POGUE	Jr	Prairie View A&M TX	5 47.93
648	TERRANCE LEE	Jr	California Lutheran	7 48.00
693	FELTON NAILS	Sp	Prairie View A&M TX	7 49.34
611	DARNELL ANDERSON	Fr	Florida Memorial FL	8 50.23

NAIA NATL OUTDOOR T & F  
800 METER

RUSSELLVILLE, AR  
Division: MEN

MAY 21, 1987  
EVENT # 6

ENTRANT #	NAME	GR	AFFILIATION	MARK
FINAL RESULTS				
195	GREGG LARSON	Sr	Doane NE	1 1:49.26 †
692	ANTHONY CHRISTIE	Fr	Prairie View A&M TX	2 1:49.62 †
235	MICHAEL GREGORY	Fr	Wayland Baptist TX	3 1:50.46 †
687	LANCE GREEN	Sr	Prairie View A&M TX	4 1:50.49 †
366	KEN LOBINS	Sr	Wisconsin-Milwaukee	5 1:50.90 †
413	PAUL SAMPERS	Sr	Jamestown ND	6 1:50.94 †
236	KISUTE KIBOKO	Jr	Wayland Baptist TX	7 1:51.99 †
289	RUSSELL COLE	Sr	Pacific Lutheran WA	8 1:52.09 †

NAIA NATL OUTDOOR T & F  
200 METER

RUSSELLVILLE, AR  
Division: MEN

MAY 21, 1987  
EVENT # 3

ENTRANT #	NAME	GR	AFFILIATION	MARK
FINAL RESULTS				
241	ALRICK MUNROE	Jr	Wayland Baptist TX	1 21.02
45	PATRICK NWANKNO	Jr	Azusa Pacific CA	2 21.49
565	RON WALTON		Missouri Baptist	3 21.70
26	RODNEY BUGGAGE	Fr	Southern New Orleans LA	4 21.88
86	DARRYL WREN	Fr	Pittsburg State KS	5 22.11
238	DEVON MORRIS	Jr	Wayland Baptist TX	6 22.22
688	ERIC POGUE	Jr	Prairie View A&M TX	7 26.09
245	JAMES ROLLE	Sp	Wayland Baptist TX	DID NOT FINISH

NAIA NATL OUTDOOR T & F  
5000 METER

RUSSELLVILLE, AR  
Division: MEN

MAY 21, 1987  
EVENT # 8

ENTRANT #	NAME	GR	AFFILIATION	MARK
-----				
FINAL RESULTS				
621	PAUL AUFDEMBERGE	Sr	Hillsdale MI	1 14:09.2
217	EDUARDO NAVAS	Jr	Western State CO	2 14:16.8
80	CORMAC O'RIORDEN	Fr	Pittsburg State KS	3 14:18.2
214	JUAN DIAZ	Sp	Western State CO	4 14:22.2
117	CRAIG DICKSON	Sp	Adams State CO	6 14:26.3
434	ELLIOTT RODDA	Jr	Southwestern KS	6 14:34.5
409	JEFF MANLEY	Sr	Valley City State ND	7 14:35.4
523	FIONAN CROWIN	Jr	North Florida	8 14:46.3
476	JEFF HEISER	Jr	Walsh OH	9 14:53.7
557	JAMIE BURHAM		Missouri Baptist	10 15:04.4
641	ART CASTLE	Sr	California Lutheran	11 15:06.9
331	DAVID CURD	Jr	David Lipscomb TN	12 15:11.3
=====				

NAIA NATL OUTDOOR T & F  
1600 Relay

RUSSELLVILLE, AR  
Division: MEN

MAY 21, 1987  
EVENT # 12

ENTRANT #	NAME	GR	AFFILIATION	MARK
-----				
FINAL RESULTS				
701	/PRAIRIE VIEW A&M		Prairie View A&M TX	1 3:11.1
-----				
247	/WAYLAND BAPTIST		Wayland Baptist TX	2 3:13.2
-----				
52	/AZUSA PACIFIC		Azusa Pacific CA	3 3:14.1
-----				
213	/CENTRAL ARKANSAS		Central Arkansas	4 3:15.0
-----				
302	/LUBBOCK CHRISTIAN		Lubbock Christian TX	5 3:15.3
-----				
567	/MISSOURI BAPTIST		Missouri Baptist	6 3:16.3
-----				
15	/EDWARDS WATERS COLL		Edward Waters FL	7 3:16.6
-----				
715	/CENTRAL STATE OK		Central State OK	8 3:18.0
-----				
=====				

**FINAL RESULTS**

**WOMEN'S DIVISION  
SUMMARY**

**NAIA National Outdoor  
Track and Field Championships  
Russellville, Arkansas**

**May 21-23, 1987**

AFTER 20<sup>71</sup> EVENTS HAVE BEEN SCORED

CODE #	NAME	MEN	WOMEN
152	Prairie View A&M TX		144
191	Wayland Baptist TX		86
139	Pacific Lutheran WA		39
165	Simon Fraser CAN		33
112	Midland Lutheran NE		32
92	Kearney State NE		30
215	Wisconsin-Milwaukee		26
12	Azusa Pacific CA		25
200	Western Washington		24
216	Wisconsin-Parkside		24
50	Doane NE		24
199	Western State CO		24
39	Concordia NE		20
57	Emporia State KS		19
132	Northwood Institute MI		19
84	Hillsdale MI		18
118	Missouri Baptist		17
88	Jamestown ND		16
171	Southern Oregon State		16
7	Arkansas Pine Bluff		15
158	Saginaw Valley State MI		14
211	Mingona State MN		14
130	Northwestern College IA		13
206	Whitworth WA		12
154	Puget Sound WA		10
36	Chicago State IL		10
80	Hastings NE		8
102	Malone OH		7
198	Western Oregon State		6
2	Adams State CO		6
125	North Florida		6
17	Bemidji State MN		5
62	Fort Hays State KS		5
20	Bethany KS		4
164	Siena Heights MI		4
190	Walsh OH		4
99	Linfield OR		4
103	Manchester IN		4
121	Moorhead State MN		4
35	Chadron State NE		3
150	Point Loma Nazarene CA		3
91	Kansas Wesleyan KS		3
93	Kennesaw GA		3
106	Mary ND		3
128	Northern State SD		3
34	Central Washington		3
143	Park MO		2
22	Biola CA		2
134	Oklahoma Christian		2
183	Taylor IN		1



NAIA NATL OUTDOOR T & F  
LONG JUMP

RUSSELLVILLE, AR  
Division: WOMEN

MAY 1987  
EVENT # 39

Records - NAIA MEN : NO MARK  
NAIA WOMEN : 21-01.25 Comfort Igeh Wayland Bapt. TX -86  
N/A : NO MARK  
N/A : NO MARK

-----  
ENTRANT # NAME GR AFFILIATION PLACE MARK  
-----

FINAL RESULTS

1071	COMFORT IGEH	Jr	Wayland Baptist TX	1	20-07.75
961	MICHELLE NEAL	Sr	Prairie View A&M TX	2	20-04.25
1090	DENISE WILLIAMS	Jr	Wayland Baptist TX	3	20-03.5
1263	MELODY ROBINSON	Sr	Midland Lutheran NE	4	19-04.75
1070	PENNY GRIFFIN	Sr	Wayland Baptist TX	5	19-03.5
1306	DANA WALKER		Kansas Wesleyan KS	6	19-00.25
1020	LAVERNE EVANS	Jr	Western State CO	7	18-09.5
1333	KAREN BAUER	Jr	Wisconsin-Milwaukee	8	18-09.25

NAIA NATL OUTDOOR T & F  
SHOT PUT

RUSSELLVILLE, AR  
Division: WOMEN

MAY 1987  
EVENT # 40

Records - NAIA MEN : NO MARK  
NAIA WOMEN : 50-04.0 Sharon Harrison Prairie V. A&M TX-86  
N/A : NO MARK  
N/A : NO MARK

-----  
ENTRANT # NAME GR AFFILIATION PLACE MARK  
-----

FINAL RESULTS

1296	BETH STUART	Sr	Kearney State NE	1	47-05.75
970	CONNIE HUGEN	Jr	Doane NE	2	46-10.75
958	SHARON HARRISON	Sp	Prairie View A&M TX	3	46-06.25
1373	LIZ MULVIHILL	Sr	Bemidji State MN	4	45-07.0
1293	TINA REICHERT	Fr	Kearney State NE	5	45-05.75
1069	LORETTE GOODWIN	Fr	Wayland Baptist TX	6	42-05.5
985	SUE BRETERNITZ	Fr	Saginaw Valley State MI	7	41-11.5
914	JOEY CLASSEN	Sp	Azusa Pacific CA	8	41-07.0

NAIA NATL OUTDOOR T & F  
HIGH JUMP

RUSSELLVILLE, AR  
Division: WOMEN

MAY 21, 1987  
EVENT # 38

-----  
ENTRANT # NAME GR AFFILIATION MARK  
-----

FINAL RESULTS

1099	DENISE BRUCE	Sr	Pacific Lutheran WA	1	5-08.75
1246	TRISH BAHR	Jr	Emporia State KS	2	5-08.0
1243	JULANE THAYER	Sr	Northwood Institute MI	3	5-08.0
1106	KELLY COX	Sp	Missouri Baptist	4	5-08.0
1050	ANGELA ALLEN	Jr	Arkansas Pine Bluff	5	5-07.25
946	JAMI ROBINSON	Sr	Point Loma Nazarene CA	6	5-06.5
1024	GENESIA LIVINGSTON	Jr	Park MD	7	5-06.5
1393	JEAN MCCOY	Jr	Moorhead State MN	8	5-06.5

=====

NAIA - INDOOR T & F  
SPRING RELAY

RUSSELLVILLE, AR  
Division: WOMEN

MAY 21, 1987  
EVENT # 33

ENTRANT #	NAME	GR	AFFILIATION	MARK
-----				
FINAL RESULTS				
976	/PRAIRIE VIEW A&M		Prairie View A&M TX	1 1:39.73
-----				
1091	/WAYLAND BAPTIST		Wayland Baptist TX	2 1:42.29
-----				
937	/AZUSA PACIFIC		Azusa Pacific CA	3 1:43.83
-----				
922	/NORTHWESTERN COLLEGE		Northwestern College IA	4 1:45.83
-----				
1157	/WISCONSIN-PARKSIDE		Wisconsin-Parkside	5 1:45.97
-----				
1007	/SAGINAW VALLEY STAT		Saginaw Valley State MI	6 1:45.97
-----				
1130	/MISSOURI BAPTIST		Missouri Baptist	7 1:46.24
-----				
1299	/KEARNEY STATE		Kearney State NE	8 1:46.43
-----				

NAIA NATL OUTDOOR T & F  
10,000 METER

RUSSELLVILLE, AR  
Division: WOMEN

MAY 21, 1987  
EVENT # 33

ENTRANT #	NAME	GR	AFFILIATION	MARK
-----				
FINAL RESULTS				
1354	ERIN GILLESPIE	Sp	Hillsdale MI	1 36:05.47
1108	KATHY NICHOLS	Sr	Pacific Lutheran WA	2 36:12.82
1258	KARLA CHRISTENSEN	Jr	Midland Lutheran NE	3 36:21.15
1253	TRUDY SEARCY	Sp	Emporia State KS	4 36:24.85
1254	SWAN STINE	Sp	Emporia State KS	5 36:37.45
1261	YVONNE HOLLMANN	Fr	Midland Lutheran NE	6 36:54.04
1383	TRACY NELSON	Jr	Winona State MN	7 37:04.45
1248	MARY GRIEBEL	Jr	Emporia State KS	8 37:37.76
981	MOLLY OSTLUND	Sr	Puget Sound WA	9 37:48.84
1297	PAULA WEST	Sp	Kearney State NE	10 38:14.94
1200	JODI WILLIAMSON	Sr	Taylor IN	11 38:16.89
988	TAMNEY KERN	Fr	Flagler FL	12 38:21.35
1403	SHARI PAOLUCCI	Jr	Southern Colorado	13 38:57.49
1325	KATHY BOONE	Jr	Southwestern KS	14 38:58.81
1317	DOLORES MONTGOMERY	Sr	Western Washington	15 38:58.83
1112	ERIN WICKHAM	Sr	Pacific Lutheran WA	16 40:04.49
1102	KATHY HERZOG	Sr	Pacific Lutheran WA	17 40:44.81
1381	DEANNA YOUNG		School of the Ozarks MO	18 39:39.28
=====				

HEPTATHLON  
NAIA National Track Meet

FINAL  
RESULTS

MAY 22, 1987

RANK	NUMBER	NAME, SCHOOL	100 M HURDLES	HIGH JUMP	SHOT PUT	200 METERS	LONG JUMP	JAVELIN	800 METERS	TOTAL POINTS
1	965	Edith Renfro Prairie View TX	918 14.43	795 1.65 5-5	488 9.24 38-3 3/4	869 25.19 ****	732 5.61 18-4.75	473 29.82 97-10	895 2:14.85 ****	5162 MEET RECORD
2	1300	Michelle Parrish Simon Fraser	884 15.29	724 1.59 5-2 1/2	628 11.50 37-8 3/4	787 26.12	677 5.42 17-9.25	532 32.94 108-1	676 2:31.29	4828
3	1271	Sharon Jenson Western Oregon	744 15.76	795 1.65 5-5	518 9.82 32-2 3/4	725 26.84	651 5.33 17-5.75	539 33.28 109-2	812 2:28.85	4784
4	1185	Deb Moore Fort Hayes State KS	756 15.66	621 1.50 4-11	627 11.49 37-8 1/2	656 27.68	587 5.18 16-8.75	669 40.10 131-7	787 2:22.71	4783
5	1283	Leslie Ryman Walsh OH	575 17.19	555 1.44 4-8 1/2	666 12.87 36-3	769 26.33	665 5.38 17-7.75	555 34.14 112-0	799 2:21.81	4584
6	1274	Jenifer Durbin Chadron State NE	811 15.23	523 1.41 4-7 1/2	641 11.70 38-4 3/4	745 26.60	634 5.27 17-3.5	624 37.72 123-9	583 2:39.14	4561
7	1236	Julie Haynes Oklahoma Christian	680 16.28	724 1.59 5-2	554 10.38 34-0 3/4	713 26.98	559 5.80 16-4.75	520 32.30 106-0	805 2:21.34	4555
8	1210	Kari Jacobson Whitworth WA	796 15.35	621 1.50 4-11	482 9.28 38-5 1/2	761 26.42	567 5.83 16-6	439 28.82 91-11	837 2:18.98	4583
9	1250	Jean Kolarik Emporia State KS	642 16.60	655 1.53 5-0	516 9.79 32-0.75	657 27.66	609 5.18 17-0	447 28.44 93-4	811 2:28.92	4337
10	973	Jill Mosley Doane NE	765 15.59	759 1.62 5-3 1/2	493 9.44 38-11.75	659 27.64	540 4.93 16-2	452 28.72 94-3	617 2:36.22	4285
11	1226	Stephany Tiner Oklahoma Baptist	682 16.27	795 1.65 5-5	514 9.77 32-0.75	621 28.13	519 4.85 15-11	544 33.54 110-0	512 2:45.44	4187
12	1038	Amber Tilley Central State OK	535 17.56	491 1.38 4-6	463 8.98 28-2 3/4	713 26.99	660 5.36 17-7	630 38.86 124-10	633 2:34.88	4125
13	1212	Gwen Keiser Whitworth WA	580 17.15	621 1.50 4-11	536 10.10 33-1 3/4	561 28.91	469 4.66 15-3.5	644 38.76 127-2	681 2:30.92	4092
14	1359	Penny Miller Hillsdale MI	765 15.59	759 1.62 5-3 1/2	477 9.79 38-2	683 28.36	350 4.18 13-8.5	427 27.38 89-10	565 2:40.67	3946
	952	Tonya Wesselowski Bethany KS	342 19.53	WITHDREW			****INDIVIDUAL EVENT RECORD			

NAIA NATL OUTDOOR T & F  
JAVELIN

RUSSELLVILLE, AR  
Division: WOMEN

MAY 21, 1987  
EVENT # 41

ENTRANT #	NAME	GR	AFFILIATION	MARK
-----				
FINAL RESULTS				
1213	BARB LASHINSKI	Fr	Whitworth WA	1 169-07.0 †
1119	SHANNON GATES	Jr	Southern Oregon State	2 156-07.75
1273	EILEEN VOLPATTI	Sp	Simon Fraser CAN	3 151-10.25
982	PATRICIA PERRY	Jr	Puget Sound WA	4 150-05.75
1081	KIM HALTER	Sp	Linfield OR	5 147-01.5
1203	LEMA LAPOINT	Sr	Mary ND	6 146-03.5
1117	KRIS ETTNER	Sp	Southern Oregon State	7 144-05.25
1212	GWEN KEISER	Sr	Whitworth WA	8 140-05.25
=====				

NAIA NATL OUTDOOR T & F  
TRIPLE JUMP

RUSSELLVILLE, AR  
Division: WOMEN

MAY 21, 1987  
EVENT # 37

ENTRANT #	NAME	GR	AFFILIATION	PLACE	MARK
-----					
FINAL RESULTS					
961	MICHELLE NEAL	Sr	Prairie View A&M TX	1	41-03.0 †
1090	DENISE WILLIAMS	Jr	Wayland Baptist TX	2	41-00.25 †
1263	MELODY ROBINSON	Sr	Midland Lutheran NE	3	39-01.25
956	PATTI HARRIS	Sp	Prairie View A&M TX	4	38-00.75
1016	LINDA BROZEK	Jr	Western State CO	5	38-00.25
1097	MONIQUE RYCKMAN	Sr	Northern State SD	6	37-09.25
1079	PATRICIA WISE	Jr	Arkansas Pine Bluff	7	37-09.25
1307	SHELLY BOROVIK	Jr	Western Washington	8	37-07.25
=====					

NAIA NATL OUTDOOR T & F  
100 METER

RUSSELLVILLE, AR  
Division: WOMEN

MAY 21, 1987  
EVENT # 24

ENTRANT #	NAME	GR	AFFILIATION	MARK
-----				
FINAL RESULTS				
1158	CAROL BAILEY	Fr	Concordia NE	1 12.00 †
1064	STARLETTE DANIELS	Sr	Wayland Baptist TX	2 12.04 †
1322	HOLLIE WATSON	Sp	Western Washington	3 12.11 †
1062	VICKIE AOKO	Sp	Wayland Baptist TX	4 12.12 †
975	EVAN WILLIAMS	Sr	Prairie View A&M TX	5 12.14 †
951	WANDA CLAY	Sp	Prairie View A&M TX	6 12.15 †
956	PATTI HARRIS	Sp	Prairie View A&M TX	7 12.22 †
1074	NZEAL KYOMO	Sr	Wayland Baptist TX	8 12.32 †
=====				

NAIA NATL OUTDOOR T & F  
100 METER HURDLES

RUSSELLVILLE, AR  
Division: WOMEN

MAY 21, 1987  
EVENT # 25

ENTRANT #	NAME	GR	AFFILIATION	MARK
-----				
FINAL RESULTS				
1090	DENISE WILLIAMS	Jr	Wayland Baptist TX	1 13.95
959	LAVONDA LUCKETT	Sr	Prairie View A&M TX	2 14.00
1263	MELODY ROBINSON	Sr	Midland Lutheran NE	3 14.03
1128	DOROTHY YOUNG	Sp	Missouri Baptist	4 14.29
1043	MARTHA HANS	Sr	Siena Heights MI	5 14.39
965	EDITH RENFRO	Jr	Prairie View A&M TX	6 14.51
974	KIMOLYN VANZANT	Sp	Prairie View A&M TX	7 14.74
1198	MICHELLE HOLLAR	Jr	Taylor IN	8 14.95
=====				

NAIA NATL OUTDOOR T & F  
MARATHON

RUSSELLVILLE, AR  
Division: WOMEN

MAY 21, 1987  
EVENT # 43

ENTRANT #	NAME	GR	AFFILIATION	MARK
FINAL RESULTS				
1383	TRACY NELSON	Jr	Winona State MN	1 2:59:44.80
1191	OPBROEK	Jr	Hastings NE	2 3:01:59.98
1116	ELAINE DELSMAN	Fr	Southern Oregon State	3 3:02:28.43
1125	MIRIAM OTTEN	Jr	Missouri Baptist	4 3:13:39.64
1232	WENDY HAGMANN	Sr	North Florida	5 3:14:41.37
968	AMY BAKER	Sp	Doane NE	6 3:17:23.71
1231	KATHY STIRLING	Sp	Biola CA	7 3:28:02.65
1252	AMY POTTER	Sr	Emporia State KS	8 3:28:59.99
1282	JACKIE NOVAK	Jr	Walsh OH	9 3:34:25.83
1046	BECKY KREPS	Jr	Manchester IN	10 3:37:24.84

NAIA NATL OUTDOOR T & F  
DISCUS

RUSSELLVILLE, AR  
Division: WOMEN

MAY 21, 1987  
EVENT # 40

ENTRANT #	NAME	GR	AFFILIATION	MARK
FINAL RESULTS				
1296	BETH STUART	Sr	Kearney State NE	1 166-06.75 *
970	CONNIE HUGEN	Jr	Doane NE	2 158-11.25
1267	CATHY BELCHER	Sp	Simon Fraser CAN	3 151-07.25
958	SHARON HARRISON	Sp	Prairie View A&M TX	4 145-10.75
950	NANCY TALIAFERRO	Fr	Bethany KS	5 141-07.5
985	SUE BRETERNITZ	Fr	Saginaw Valley State MI	6 140-10.75
1382	RACHEL HAMILTON	Jr	Winona State MN	7 140-05.25
1065	MARY FRANCIS	Fr	Wayland Baptist TX	8 139-11.75

NAIA NATL OUTDOOR T & F  
3000 METER

RUSSELLVILLE, AR  
Division: WOMEN

MAY 21, 1987  
EVENT # 31

ENTRANT #	NAME	GR	AFFILIATION	MARK
FINAL RESULTS				
1103	VALERIE HILDEN	Jr	Pacific Lutheran WA	1 9:51.71
1111	MELANIE VENEKAMP	Sr	Pacific Lutheran WA	2 10:04.30
910	DORIS WATSON	Jr	Adams State CO	3 10:08.14
1142	KRISTIN ALIOTO	Fr	Wisconsin-Parkside	4 10:14.93
1048	MEG McELROY	Jr	Manchester IN	5 10:16.40
1311	JENNIFER EASTMAN	Jr	Western Washington	6 10:22.51
1233	KIM JARVIS	Sr	North Florida	7 10:34.85
1147	LAURA KAUFFMAN		Wisconsin-Parkside	8 10:46.65
1087	MARIA NEWCOMER		Findlay OH	
1342	MARGIE SCHWEINERT	Sp	Wisconsin-Milwaukee	

NAIA NATL OUTDOOR T & F  
200 METER

RUSSELLVILLE, AR  
Division: WOMEN

MAY 21, 1987  
EVENT # 26

Records - NAIA MEN : NO MARK  
NAIA WOMEN : 23.69      Comfort Igeh      Wayland Bapt. TX -86  
N/A : NO MARK  
N/A : NO MARK

---

ENTRANT #	NAME	GR	AFFILIATION	PLACE	MARK
-----------	------	----	-------------	-------	------

---

SEMI RESULTS      SECTION # 1

969	JOCELYN TATUM	Jr	Prairie View A&M TX	1	24.02
975	EVAN WILLIAMS	Sr	Prairie View A&M TX	2	24.16
1322	HOLLIE WATSON	Sp	Western Washington	3	24.32
1269	LORI EWING	Jr	Simon Fraser CAN	4	24.51
956	PATTI HARRIS	Sp	Prairie View A&M TX	5	24.55
1074	NZEAL KYOMO	Sr	Wayland Baptist TX	6	24.65
1075	DONITA PERRY	Sr	Wayland Baptist TX	7	24.66
1086	ALTHEA THOMAS	Jr	Wayland Baptist TX	8	24.70

SEMI RESULTS      SECTION # 2

1158	CAROL BAILEY	Fr	Concordia NE	1	24.13
951	WANDA CLAY	Sp	Prairie View A&M TX	2	24.51
913	AIRAT BAKARE	Jr	Azusa Pacific CA	3	24.52
1062	VICKIE AOKO	Sp	Wayland Baptist TX	4	24.55
1004	FILIPA SMITH	Sr	Saginaw Valley State MI	5	24.56
1064	STARLETTE DANIELS	Sr	Wayland Baptist TX	6	24.88
1071	COMFORT IGEH	Jr	Wayland Baptist TX	7	25.38
1399	DENISE BULLOCKS	Sr	Chicago State IL	8	26.08

NAIA NATL OUTDOOR T & F  
400 METER Relay  
ENTRANT # NAME

RUSSELLVILLE, AR  
Division: WOMEN

MAY 21, 1987  
EVENT # 34

GR AFFILIATION MARK

FINAL RESULTS

976	/PRAIRIE VIEW A&M	Prairie View A&M TX	1	45.55
1091	/WAYLAND BAPTIST	Wayland Baptist TX	2	45.92
1007	/SAGINAW VALLEY STAT	Saginaw Valley State MI	3	47.12
1348	/WI-MILWAUKEE	Wisconsin-Milwaukee	4	47.50
937	/AZUSA PACIFIC	Azusa Pacific CA	5	47.85
916	/MALONE COLLEGE	Malone OH	6	48.18
1080	/ARKANSAS PINE BLUFF	Arkansas Pine Bluff	7	48.35
1244	/NORTHWOOD INSTITUTE	Northwood Institute MI	8	NO MARK

NAIA NATL OUTDOOR T & F  
1500 METER

RUSSELLVILLE, AR  
Division: WOMEN

MAY 21, 1987  
EVENT # 30

ENTRANT # NAME GR AFFILIATION MARK

FINAL RESULTS

1272	LEAH PELLIS	Jr Simon Fraser CAN	1	4:18.14	*
1035	TERESA LLOYD	Sr Jamestown ND	2	4:24.06	
1149	MICHELLE MARTER	Jr Wisconsin-Parkside	3	4:24.53	
1295	DONNA SPICKELMIER	Sp Kearney State NE	4	4:27.12	
1018	LORI MORENO	Sr Western State CO	5	4:28.98	
1343	AMY SIMONSON	Sr Wisconsin-Milwaukee	6	4:29.01	
972	CATHY TAYLOR	Sr Prairie View A&M TX	7	4:29.05	
1146	JILLEEN FOBAIR	Jr Wisconsin-Parkside	8	4:45.60	
1085	JOELLEN KARST	Fr Huntington IN	9	4:47.62	
1109	SHANNON RYAN	Sr Pacific Lutheran WA	10	4:50.89	
1048	MEG McELROY	Jr Manchester IN	11	4:54.17	
1131	MELYNDA DAVIS	Fr Harding AR	12	NO MARK	

NAIA NATL OUTDOOR T & F  
400 HURDLES

RUSSELLVILLE, AR  
Division: WOMEN

MAY 21, 1987  
EVENT # 28

ENTRANT # NAME GR AFFILIATION MARK

FINAL RESULTS

959	LAVONDA LUCKETT	Sr Prairie View A&M TX	1	57.39	*
965	EDITH RENFRO	Jr Prairie View A&M TX	2	58.45	
1344	FELICIA SUTTON	Sr Wisconsin-Milwaukee	3	1:01.31	
977	MARY KUSLER	Sp Puget Sound WA	4	1:01.63	
1310	KRISTINE DUNN	Sr Western Washington	5	1:01.86	
1181	JENIFER TURNER	Sr Kennesaw GA	6	1:02.05	
1345	ANN THOMAS	Sr Wisconsin-Milwaukee	7	1:03.23	
1019	KELLEY SHOOTE	Sr Western State CO	8	1:03.35	



NAIA NATL OUTDOOR T & F  
800 METER

RUSSELLVILLE, AR  
Division: WOMEN

MAY 21, 1987  
EVENT # 29

ENTRANT # NAME GR AFFILIATION MARK

FINAL RESULTS

972	CATHY TAYLOR	Sr	Prairie View A&M TX	1	2:06.57
1035	TERESA LLOYD	Sr	Jamestown MD	2	2:10.11
1040	SARAH HIETT		Wisconsin-Parkside	3	2:10.27
980	KATHY WAGGONER	Sp	Doane NE	4	2:11.02
1338	ANNE HILLS	Jr	Wisconsin-Milwaukee	5	2:11.23
1384	JACKIE ABERS	Sr	Moorhead State MN	6	2:12.25
1015	CORINNE BEHREND		Western State CO	7	2:15.67
1017	LISA FITZGERALD	Sp	Western State CO	8	2:19.66

200

NAIA NATL OUTDOOR T & F  
ENTRANT # NAME

RUSSELLVILLE, AR  
Division: WOMEN

MAY 21, 1987  
EVENT # 26

GR AFFILIATION MARK

FINAL RESULTS

1158	CAROL BAILEY	Fr	Concordia NE	1	23.93
969	JOCELYN TATUM	Jr	Prairie View A&M TX	2	24.02
975	EVAN WILLIAMS	Sr	Prairie View A&M TX	3	24.43
1322	HOLLIE WATSON	Sp	Western Washington	4	24.45
1062	VICKIE AOKO	Sp	Wayland Baptist TX	5	24.72
1269	LORI EWING	Jr	Simon Fraser CAN	6	24.87
913	AIRAT BAKARE	Jr	Azusa Pacific CA	7	25.18
951	WANDA CLAY	Sp	Prairie View A&M TX	8	25.37

NAIA NATL OUTDOOR T & F  
400 METER

RUSSELLVILLE, AR  
Division: WOMEN

MAY 21, 1987  
EVENT # 27

ENTRANT # NAME GR AFFILIATION MARK

FINAL RESULTS

1399	DENISE BULLOCKS	Sr	Chicago State IL	1	55.21
1242	CICILIE MURDOCK	Sr	Northwood Institute MI	2	55.36
913	AIRAT BAKARE	Jr	Azusa Pacific CA	3	55.80
1086	ALTHEA THOMAS	Jr	Wayland Baptist TX	4	55.88
1066	MADIE CHUNN	Fr	Arkansas Pine Bluff	5	56.17
969	JOCELYN TATUM	Jr	Prairie View A&M TX	6	56.73
1075	DOMITA PERRY	Sr	Wayland Baptist TX	7	58.97
1067	REATER GOSTON	Jr	Wayland Baptist TX	8	59.06

NAIA NATL OUTDOOR T & F  
5000 METER

RUSSELLVILLE, AR  
Division: WOMEN

MAY 21, 1987  
EVENT # 32

ENTRANT # NAME GR AFFILIATION MARK

FINAL RESULTS

1402	LORIE MORENO		Western State CO	1	17:01.2
1362	GINA VANLAAR	Jr	Hillsdale MI	2	17:04.9
1258	KARLA CHRISTENSEN	Jr	Midland Lutheran NE	3	17:11.4
1320	GENEVIE PFUELLER	Jr	Western Washington	4	17:16.4
1168	MARGUERITE SKELLO	Jr	Malone OH	5	17:22.7
1377	KIM BURKE	Sr	Central Washington	6	17:27.9
1108	KATHY NICHOLS	Sr	Pacific Lutheran WA	7	17:36.1
1103	VALERIE HILDEN	Jr	Pacific Lutheran WA	8	17:39.2
909	JANE REAVES	Jr	Adams State CO	9	17:57.1
1135	BRENDA MIHALICZ	Sr	Minot State ND	10	18:08.4
1111	MELANIE VENEKAMP	Sr	Pacific Lutheran WA	11	18:09.3
910	DORIS WATSON	Jr	Adams State CO	12	18:19.4

NAIA NATL OUTDOOR T & F

1600 METER Relay

ENTRANT # NAME

RUSSELLVILLE, AR

Division: WOMEN

GR AFFILIATION

MARK

MAY 21, 1987

EVENT # 35

-----  
FINAL RESULTS

976 /PRAIRIE VIEW A&M Prairie View A&M TX 1 3:41.1

-----  
922 /NORTHWESTERN COLLEGE Northwestern College IA 2 3:48.4

-----  
937 /AZUSA PACIFIC Azusa Pacific CA 3 3:48.4

-----  
1348 /WI-MILWAUKEE Wisconsin-Milwaukee 4 3:49.5

-----  
1244 /NORTHWOOD INSTITUTE Northwood Institute MI 5 3:50.8

-----  
1080 /ARKANSAS PINE BLUFF Arkansas Pine Bluff 6 3:50.9

-----  
1091 /WAYLAND BAPTIST Wayland Baptist TX 7 3:55.4

-----  
1157 /WISCONSIN-PARKSIDE Wisconsin-Parkside 8 3:59.8  
-----  
=====

**DAY 3**

**SATURDAY, MAY 23, 1987**

**MEN'S DIVISION  
THIRD DAY  
HEAT SHEETS & RESULTS**

**NAIA National Outdoor  
Track and Field Championships  
Russellville, Arkansas**

36TH ANNUAL MEN'S & 7TH ANNUAL WOMEN'S  
NAIA NATIONAL OUTDOOR TRACK & FIELD CHAMPIONSHIPS

MAY 21-23, 1987

AT RUSSELLVILLE HIGH SCHOOL - SPONSORED BY ARKANSAS TECH AND THE RUSSELLVILLE CHAMBER OF COMMERCE  
TENTATIVE SCHEDULE OF EVENTS

THURSDAY, MAY 21, 1986

8:45 a.m. Heptathlon (100.-H.J.-S.P.  
200 Women  
9:00 a.m. Decathlon (100m-L.J.-S.P.-H.J.  
400) Men

FIELD EVENTS

3:30 p.m. Hammer-Men-Trials & FINALS  
3:30 p.m. Long Jump-Women-Trials & FINALS  
4:00 p.m. Shot Put-Women-Trials & FINALS  
4:00 p.m. Javelin-Men-Trials & FINALS  
6:00 p.m. Long Jump-Men-Trials & FINALS

RUNNING EVENTS

4:30 p.m. Steeplechase-Men-Trials  
5:00 p.m. Sprint Medley Relay-Women-Trials  
5:15 p.m. 400m Relay-Men-Trials  
5:30 p.m. 1500m-Women-Trials  
5:50 p.m. 1500-Men-Trials  
6:10 p.m. OPENING CEREMONIES  
6:30 p.m. 100m Hurdles-Women-Trials  
6:50 p.m. 110 Hurdles-Men-Trials  
7:10 p.m. 400m-Women-Trials  
7:25 p.m. 400m-Men-Trials  
7:40 pm. 100m-Women-Trials  
7:55 p.m. 100m-Men-Trials  
8:10 p.m. 800m-Women-Trials  
8:30 p.m. 800m-Men-Trials  
8:50 p.m. 200m-Women-Trials  
9:05 p.m. 200m-Men-Trials  
9:20 p.m. 400m Hurdles-Women-Trials  
9:35 p.m. 400m Hurdles-Men-Trials  
9:55 p.m. Sprint Medley Relay-Women-FINALS  
10:05 p.m. 10,000m-Men-FINALS  
10:40 p.m. 10,000m-Women-FINALS

FRIDAY, MAY 23, 1986

8:30 a.m. Decathlon (110 HH, DT, PV, JT,  
1500-Men  
8:30 a.m. Heptathlon (LJ, JT, 800)-Women

FIELD EVENTS

2:00 p.m. High Jump-Women-Trials & FINALS  
3:00 p.m. Javelin-Women-Trials & FINALS  
3:00 p.m. Triple Jump-Women-Trial & FINALS  
5:00 p.m. Shot Put-Men-Trials & FINALS  
6:00 p.m. Triple Jump-Men-Trials & FINALS

FRIDAY, MAY 22, 1987

RUNNING EVENTS

3:30 p.m. 100m Hurdles-Women-Semis  
3:50 p.m. 110 Hurdles-Men-Semis  
4:10 p.m. 100m-Women-Semis  
4:25 p.m. 100m-Men-Semis  
4:40 p.m. 400m-Women-Semis  
4:55 p.m. 400m-Men-Semis  
5:15 p.m. 800m-Women-Semis  
5:30 p.m. 800m-Men-Semis  
5:45 p.m. 400 Relay-Women-Semis  
6:00 p.m. 400 Relay-Men-Semis  
6:20 p.m. OPENING CEREMONIES  
6:40 p.m. 100m-Hurdles-Women-FINALS  
6:50 p.m. 110 Hurdles-Men-FINALS  
7:00 p.m. 400m Hurdles-Women-Semis  
7:20 p.m. 400m Hurdles-Men-Semis  
7:40 p.m. 100m-Women-FINALS  
7:50 p.m. 100m-Men-FINALS  
8:00 p.m. AWARDS  
8:30 p.m. 5000m-Women-Semis  
8:55 p.m. 5000m-Men-Semis  
9:30 p.m. 4x400m Relay-Women-Trials  
9:50 p.m. 4x400m Relay-Men-Trials  
10:10 p.m. 10,000m Walk-Men-FINALS

SATURDAY, MAY 23, 1987

FIELD EVENTS

1:30 p.m. High Jump-Men-FINALS  
2:00 p.m. Discus-Women-Trials & FINALS  
2:00 p.m. Pole Vault-Men-FINALS  
4:00 p.m. Discus-Men-Trials & FINALS

RUNNING EVENTS

6:00 a.m. Marathon-Men & Women-FINALS  
5:10 p.m. OPENING CEREMONIES  
5:30 p.m. 3000 Women-FINALS  
5:45 p.m. 3000 Steeplechase-Men-FINALS  
6:00 p.m. 4x100 Relay-Women-FINALS  
6:10 p.m. 4x100 Relay-Men-FINALS  
6:20 p.m. 1500m-Women-FINALS  
6:30 p.m. 1500m-Men-FINALS  
6:40 p.m. 200m-Women-Semis  
6:55 p.m. 200m-Men-Semis  
7:15 p.m. 400m Hurdles-Women-FINALS  
7:25 p.m. 400m Hurdles-Men-FINALS  
7:30 p.m. 400m-Women-FINALS  
7:45 p.m. 400m-Men-FINALS  
7:55 p.m. 800m-Women-FINALS  
8:05 p.m. 800m-Men-FINALS  
8:15 p.m. 200m-Women-FINALS  
8:25 p.m. 200 Men-FINALS  
8:30 p.m. AWARDS  
9:00 p.m. 5000m-Women-FINALS  
9:20 p.m. 5000m-Men-FINALS  
9:50 p.m. 4x400 Relay-Women-FINALS  
10:00 p.m. 4x400 Relay-Men-FINALS  
10:05 p.m. CLOSING TEAM AWARDS



HIGH JUMP, MEN  
NAIA NATL OUTDOOR T & F

PRELIM # 1  
ROSELLEVILLE, AR

EVENT # 16  
MAY 21, 1987

05-20-1987--19:36:39

Schedule - Prelim:

Semi:

Final: 1:30PM-SATURDAY

Records - NAIA MEN : 7-02.5 J. Hawkins/D. Glasburn 1983/1985, 2.20  
NAIA WOMEN : NO MARK  
N/A : NO MARK  
N/A : NO MARK

5 ALIVE METHOD; STARTING HT. 2.02(6'8 3/4") INCREMENTS OF 3 CM.

ENTRANT #	NAME	GR	AFFILIATION	PREV. MARK	POSITION	PLACE	MARK
248	PAUL ALLISON	Sp	Tarleton State TX	6-10.0	1	-----	-----
249	BOBBY BOONE	Sp	Tarleton State TX	6-10.0	2	-----	-----
3	MIKE WILSON	Jr	Aquinas MI	7-00.0	3	-----	-----
98	TODD MICHAELS	Fr	Arkansas Tech	6-06.0	4	-----	-----
379	LARRY ANGLE	Sr	West Virginia State	7-00.0	5	-----	-----
699	BRYANT TYSON	Fr	Prairie View A&M TX	6-11.0	6	-----	-----
420	DON RALIESH	Sr	Northwestern State OK	7-00.0	7	-----	-----
13	BOBBY WILSON	Jr	Edward Waters FL	6-08.0	8	-----	-----
568	BILL BAKER	Jr	Harding AR	6-09.75	9	-----	-----
267	MARK MCCLURE	Fr	Malone OH	6-10.0	10	-----	-----
31	HERBIE ANTON	Sp	Azusa Pacific CA	6-09.75	11	-----	-----
134	DAVID BADER	Jr	McPherson KS	6-08.0	12	-----	-----
392	STEVE BROKTERMAN	Jr	Fort Hays State KS	6-10.0	13	-----	-----
493	DAVID BEDFORD	Fr	Oklahoma Christian	7-00.0	14	-----	-----
383	JAMES LAND	Sr	West Virginia State	6-11.0	15	-----	-----

CONTINUED NEXT PAGE

# HIGH JUMP

760	CHRIS DARROLL	Sr Adams State CO	6-08.0	16	-----	-----
571	SHAUN GRANGER	Jr Southern Oregon State	7-00.0	17	-----	-----
594	STEFFEN SMITH	Sr Ottawa KS	6-10.0	18	-----	-----
570	TE HOWARD	Sp Harding AR	6-09.0	19	-----	-----
019	JON ROBINETTE	Sp Western State CO	6-11.0	20	-----	-----
667	BRIAN LANGE	Sr Kearney State NE	6-10.25	21	-----	-----
667	MIKE MOSER	Jr Dickinson State ND	6-08.0	22	-----	-----
444	BOB BALLAM	Sp Simon Fraser CAN	6-09.0	23	-----	-----
397	DON CARTER	Sr Fort Hays State KS	6-10.75	24	-----	-----
				25	-----	-----
159	TOM BADOUR	Fr Saginaw Valley State MI	6-09.0	26	-----	-----
707	JEFF BROWN	Jr Central State OK	6-08.0	27	-----	-----
43	JACK NANCE	Jr Azusa Pacific CA	6-10.75	28	-----	-----
144	NEAL WRIGHT	Sp Henderson State AR	6-10.75	29	-----	-----

POLE VAULT, MEN  
NAIA NATL OUTDOOR T & F

PRELIM # 1  
RUSSELLVILLE, AR

EVENT # 15  
MAY 21, 1987

05-20-1987--19:35:46

Schedule - Prelim:

Semi:

Final: 2:00PM-SATURDAY

Records - NAIA MEN : 18-03.0  
NAIA WOMEN : NO MARK  
N/A : NO MARK  
N/A : NO MARK

Billy Olson, 5.56

Abilene Christian-82

ENTRANT #	NAME	GR	AFFILIATION	PREV. MARK	POSITION	PLACE	MARK
					1	-----	-----
					2	-----	-----
170	LARRY WEAVER	Sr	Saginaw Valley State MI	15-06.5	3	-----	-----
40	TIM LOMHEIM	Sr	Azusa Pacific CA	16-07.0	4	-----	-----
727	MIKE GILBERT	Sr	Northwest Nazarene ID	14-04.0	5	-----	-----
143	STEVE TURNER	Jr	Henderson State AR	15-06.5	6	-----	-----
354	MAX KURTZ	Fr	Western Washington	14-06.0	7	-----	-----
156	PAUL RONHOVDE	Sr	Midland Lutheran NE	15-06.0	8	-----	-----
546	DAVID BROOKS	Fr	Concordia NE	16-01.0	9	-----	-----
596	STEFFEN SMITH	Sr	Ottawa KS	15-06.5	10	-----	-----
152	TIM WARTHAN		Quachita Baptist AR	15-01.0	11	-----	-----
39	KEVIN KORTHUS	Jr	Azusa Pacific CA	15-05.0	12	-----	-----
142	RANDELL MORRIS	Jr	Henderson State AR	16-00.0	13	-----	-----
533	KEVIN TAYLOR	Sr	Southern Oregon State	15-07.0	14	-----	-----



DISCUS, MEN  
NAIA NATL OUTDOOR T & F

PRELIM # 1  
RUSSELLVILLE, IN

EVENT # 10  
MAY 21, 1987

05-20-1987--19:45:00

Schedule - Prelim:

Semi:

Final: 4:00PM-SATURDAY

Records - NAIA MEN : 208-04.0 Christian Okoye, Azusa Pac CA 63.50, 1985  
NAIA WOMEN : NO MARK  
N/A : NO MARK  
N/A : NO MARK

ENTRANT #	NAME	GR	AFFILIATION	PREV. MARK	POSITION	PLACE	MARK
					1	-----	-----
368	TONY RUSSO	Sr	Wisconsin-Milwaukee	158-10.0	2	-----	-----
73	LONNIE BALL	Sp	Pittsburg State KS	161-07.0	3	-----	-----
532	RANDY SETTELL	Jr	Southern Oregon State	169-03.0	4	-----	-----
690	RODERICK JONES	Fr	Prairie View A&M TX	145-00.0	5	-----	-----
622	JOHN CHANDLER	Sr	Hillsdale MI	169-03.0	6	-----	-----
					7	-----	-----
					8	-----	-----

PRELIM #2

ENTRANT #	NAME	GR	AFFILIATION	PREV. MARK	POSITION	PLACE	MARK
					1	-----	-----
193	JOHN BAUMANN	Sp	Doane NE	161-07.0	2	-----	-----
282	TIM JACOBSON	Jr	Whitworth WA	171-02.0	3	-----	-----
649	TORII LEHR	Jr	California Lutheran	157-10.0	4	-----	-----
700	KEITH HARVEY	Sr	Prairie View A&M TX	147-00.0	5	-----	-----
453	ROB MCMANUS	Fr	Simon Fraser CAN	168-04.5	6	-----	-----
					7	-----	-----

DISCUS, MEN  
NAIA NATL OUTDOOR T & F

PRELIM # 3  
GIBBSVILLE, AR

EVENT  
MAY 21 1987

05-20-1987 11:43

Schedule - Prelim:

Semi:

Final: 4:00PM-SATURDAY

Records - NAIA MEN : 208-04.0 Christian Okoye, Azusa Pac CA 63.50, 1985  
NAIA WOMEN : NO MARK  
N/A : NO MARK  
N/A : NO MARK

ENTRANT #	NAME	GR	AFFILIATION	PREV. MARK	POSITION	PLACE	MARK
					1	-----	-----
467	SOREN SORENSON	Sr	Western Oregon State	166-10.5	2	-----	-----
586	JON TORRENCE	Sr	Central Washington	172-02.0	3	-----	-----
237	MARCO MONTOYA	Jr	Wayland Baptist TX	163-10.0	4	-----	-----
663	BRIAN LANGE	Sr	Kearney State NE	147-06.0	5	-----	-----
177	ROB BERGSTRON	Sr	Bethany KS	157-04.0	6	-----	-----
					7	-----	-----
					8	-----	-----

PRELIM #4

ENTRANT #	NAME	GR	AFFILIATION	PREV. MARK	POSITION	PLACE	MARK
					1	-----	-----
84	BRUCE STANCELL	Sr	Pittsburg State KS	164-10.0	2	-----	-----
208	BOBBY MCDANIELS	Sp	Central Arkansas	164-00.0	3	-----	-----
739	GREG PAFFEL	Fr	Minnesota-Morris	150-00.0	4	-----	-----
46	ADE OLUKOJU	Fr	Azusa Pacific CA	183-02.0	5	-----	-----
122	TOM JOHNSON	Sr	Adams State CO	156-01.0	6	-----	-----
503	RON MCINTOSH	Sr	Missouri Valley MO	178-04.0	7	-----	-----
					8	-----	-----

STEEPLE CHASE, MEN  
NAIA NATL OUTDOOR T & F

FINAL  
RUSSELLVILLE, AR

EVENT # 11  
MAY 21, 1987

05-21-1987--17:02:31

Schedule - Prelim: 4:30PM-THURSDAY

Semi:

Final: 5:45PM-SATURDAY

Records - NAIA MEN : 8:45.69  
NAIA WOMEN : NO MARK  
N/A : NO MARK  
N/A : NO MARK

Kregg Einspahr

Concordia NE 1981

-----  
FINAL  
-----

ENTRANT #	NAME	GR	AFFILIATION	PREV. MARK	POSITION	PLACE	MARK
121	DAN JAQUEZ	Jr	Adams State CO	9:20.18	1	-----	-----
740	BRIAN T. REED	Fr	Winona State MN	9:30.44	2	-----	-----
44	DARREN NEAR	Jr	Azusa Pacific CA	9:21.28	3	-----	-----
220	RYAN ROBINSON	Sp	Western State CO	9:27.00	4	-----	-----
348	BRAD ALEXANDER	Sr	Western Washington	9:27.17	5	-----	-----
656	BILL DENT	Jr	Dickinson State ND	9:21.93	6	-----	-----
498	MARK TRIMBLE	Jr	Oklahoma Christian	9:25.34	7	-----	-----
131	TIM VIGIL	Jr	Adams State CO	9:21.13	8	-----	-----
746	MARK PIERSON	Sr	Rio Grande OH	9:21.44	9	-----	-----
522	CURT CASTETTER	Jr	North Florida	9:19.09	10	-----	-----
436	DENNIS SMITHHISLER	Sr	Southwestern KS	9:21.74	11	-----	-----
593	SCOTT COLE	Sr	Spring Arbor MI	9:26.12	12	-----	-----

EVENT OFFICIAL

TITLE

-----  
WIND READING:-----  
-----  
-----

400 METER RELAY, MEN  
NAIA NATL OUTDOOR T & F

FINAL  
RUSSELLVILLE, AR

EVENT # 13  
MAY 21, 1987

05-22-1987--19:25:18

Schedule - Prelim: 5:15PM-THURSDAY

Semi: 6:00PM-FRIDAY

Final: 6:10PM-SATURDAY

Records - NAIA MEN : 40.02      Wayland Baptist TX      1985  
          NAIA WOMEN : NO MARK  
          N/A : NO MARK  
          N/A : NO MARK

-----  
FINAL  
-----

ENTRANT #	NAME	GR	AFFILIATION	PREV. MARK	POSITION	PLACE	MARK
759	/CHICAGO STATE UNIVE		Chicago State IL	41.18	1	-----	-----
213	/CENTRAL ARKANSAS		Central Arkansas	41.01	2	-----	-----
87	/PITTSBURG STATE UNI		Pittsburg State KS	40.67	3	-----	-----
701	/PRAIRIE VIEW A&M		Prairie View A&M TX	40.63	4	-----	-----
567	/MISSOURI BAPTIST		Missouri Baptist	40.91	5	-----	-----
153	/OUACHITA BAPTIST		Ouachita Baptist AR	41.27	6	-----	-----
507	/MISSOURI VALLEY		Missouri Valley MO	41.48	7	-----	-----
652	/CALIF. LUTHERAN		California Lutheran	41.54	8	-----	-----

EVENT OFFICIAL

TITLE

-----  
-----  
-----  
WIND READING: -----

1500 METER, MEN  
NAIA NATL OUTDOOR T & F

FINAL  
RUSSELLVILLE, AR

EVENT # 7  
MAY 21, 1987

05-21-1987--19:35:43

Schedule - Prelim: 5:50PM-THURSDAY

Semi:

Final: 6:30PM-SATURDAY

Records - NAIA MEN : 3:44.98 Mike Boit E. New Mexico 1976  
NAIA WOMEN : NO MARK  
N/A : NO MARK  
N/A : NO MARK

FINAL

ENTRANT #	NAME	GR	AFFILIATION	PREV. MARK	POSITION	PLACE	MARK
346	BRIAN WILLIAMS	Sr	Anderson IN	3:50.42	1	-----	-----
470	WES TILGNER	Sp	Western Oregon State	3:52.59	2	-----	-----
682	DAVID MATHERNE	Sr	Berry GA	3:49.71	3	-----	-----
170	MAURICE SMITH	Sr	Adams State CO	3:51.90	4	-----	-----
571	DARRYL HALBERT	Sr	Harding AR	3:57.61	5	-----	-----
198	SHAWN WHEELLOCK	Sp	Doane NE	3:49.08	6	-----	-----
375	ROBER JENNINGS	Sp	Emporia State KS	3:54.16	7	-----	-----
104	JIM MATTSON	Jr	Westmont CA	3:50.93	8	-----	-----
584	MIKE PACE	Jr	Central Washington	3:57.50	9	-----	-----
110	ROB MOORE	Sr	Cedarville OH	3:51.03	10	-----	-----
218	FRANK DROPEZA	Sp	Western State CO	3:47.48	11	-----	-----
455	ROB NELSON	Jr	Simon Fraser CAN	3:50.25	12	-----	-----

EVENT OFFICIAL

TITLE

WIND READING: -----

200 METER, MEN  
NAIA NATL OUTDOOR T & F

SEMI # 1  
RUSSELLVILLE, AR

EVENT # 3  
MAY 21, 1987

05-21-1987--21:06:51

Schedule - Prelim: 9:05PM-THURSDAY      Semi: 6:55PM-SATURDAY      Final: 8:25PM-SATURDAY

Records - NAIA MEN : 20.24      Larry Black      NC Central 1972  
NAIA WOMEN : NO MARK  
N/A : NO MARK  
N/A : NO MARK

-----  
1 HEAT OF 7, 1 HEAT OF 8; TOP 4 OF EACH HEAT ADVANCE TO FINALS  
-----

ENTRANT #	NAME	GR	AFFILIATION	PREV. MARK	POSITION	PLACE	MARK
685	CHARLES BRUCE	Sp	Prairie View A&M TX	21.72	1	-----	-----
230	DENNIS ALEXANDER	Jr	Wayland Baptist TX	21.80	2	-----	-----
565	RON WALTON		Missouri Baptist	21.71	3	-----	-----
241	ALRICK MUNROE	Jr	Wayland Baptist TX	21.09	4	-----	-----
319	OMAR WHITFIELD	Fr	Hastings NE	21.50	5	-----	-----
26	RODNEY BUGGAGE	Fr	Southern New Orleans LA	21.68	6	-----	-----
86	DARRYL WREN	Fr	Pittsburg State KS	21.54	7	-----	-----
					8	-----	-----

*Semi #2*

ENTRANT #	NAME	GR	AFFILIATION	PREV. MARK	POSITION	PLACE	MARK
564	LETTORRE SWINNEY		Missouri Baptist	21.83	1	-----	-----
462	CHRIS LOCK	Sr	Simon Fraser CAN	22.09	2	-----	-----
688	ERIC FOGUE	Jr	Prairie View A&M TX	21.24	3	-----	-----
238	DEVON MORRIS	Jr	Wayland Baptist TX	21.11	4	-----	-----
45	PATRICK NWANINDO	Jr	Azusa Pacific CA	21.31	5	-----	-----
244	ROCELLIUS POPE	Sr	Wayland Baptist TX	21.53	6	-----	-----
245	JAMES FOLLE	Sp	Wayland Baptist TX	21.32	7	-----	-----
570	ATTAH FRIMFUNG	Jr	Harding AF	22.16	8	-----	-----

400 HURDLES, MEN  
NAIA NATL OUTDOOR T & F

FINAL  
RUSSELLVILLE, AR

EVENT # 5  
MAY 21, 1987

05-22-1987--19:49:07

Schedule - Prelim: 9:35PM-THURSDAY

Semi: 7:20PM-FRIDAY

Final: 7:25PM-SATURDAY

Records - NAIA MEN : 50.05 Ed Brown Saginaw Valley MI-B4  
NAIA WOMEN : NO MARK  
N/A : NO MARK  
N/A : NO MARK

-----  
FINAL  
-----

ENTRANT #	NAME	GR	AFFILIATION	PREV. MARK	POSITION	PLACE	MARK
497	DON SMITH	Sr	Oklahoma Christian		1	-----	-----
63	KRIS ANDERSSON	Sp	Point Loma Nazarene CA		2	-----	-----
203	KEVIN ERVIN	Sr	Central Arkansas		3	-----	-----
696	KEVIN MCKINLEY	Sr	Prairie View A&M TX		4	-----	-----
613	WILBERT JOHNSON	Fr	Florida Memorial FL		5	-----	-----
558	TONY CHATMEN		Missouri Baptist		6	-----	-----
520	LEE VAUGHN		Southern Arkansas		7	-----	-----
210	DWAYNE ROBERTS	Sr	Central Arkansas		8	-----	-----

EVENT OFFICIAL

TITLE

-----  
WIND READING: -----  
-----  
-----



400 METER, MEN  
NAIA NATL OUTDOOR T & F

FINAL  
RUSSELLVILLE, AR

EVENT # 4  
MAY 21, 1987

05-22-1987--17:33:02

Schedule - Prelim: 7:25PM-THURSDAY

Semi: 4:55PM-FRIDAY

Final: 7:45PM-SATURDAY

Records - NAIA MEN : 45.07  
NAIA WOMEN : NO MARK  
N/A : NO MARK  
N/A : NO MARK

Devon Morris

Wayland Bapt. TX -86

-----  
FINALS  
-----

ENTRANT #	NAME	GR AFFILIATION	PREV. MARK	POSITION	PLACE	MARK
693	FELTON NAILS	Sp Prairie View A&M TX	47.46	1	-----	-----
755	DEANAIL MITCHELL	Chicago State IL	47.25	2	-----	-----
245	JAMES ROLLE	Sp Wayland Baptist TX	47.02	3	-----	-----
238	DEVON MORRIS	Jr Wayland Baptist TX	46.31	4	-----	-----
200	KENNETH DAVIS	Sp Central Arkansas	46.72	5	-----	-----
688	ERIC POGUE	Jr Prairie View A&M TX	47.04	6	-----	-----
648	TERRANCE LEE	Jr California Lutheran	47.59	7	-----	-----
611	DARNELL ANDERSON	Fr Florida Memorial FL	47.64	8	-----	-----

EVENT OFFICIAL

TITLE

-----  
WIND READING: -----  
-----  
-----

800 METER, MEN  
NAIA NATL OUTDOOR T & F

FINAL  
RUSSELLVILLE, AR

EVENT # 6  
MAY 21, 1987  
05-22-1987--18:27:18

Schedule - Prelim: 8:30PM-THURSDAY

Semi: 5:30PM-FRIDAY

Final: 8:05PM-SATURDAY

Records - NAIA MEN : 2:27.02  
NAIA WOMEN : NO MARK  
N/A : NO MARK  
N/A : NO MARK

Evans White

Prairie View TX -79

-----  
FINAL

ENTRANT #	NAME	GR AFFILIATION	PREV. MARK	POSITION	PLACE	MARK
236	KISUTE KIBOKO	Jr Wayland Baptist TX	1:49.60	1	-----	-----
235	MICHAEL GREGORY	Fr Wayland Baptist TX	1:49.02	2	-----	-----
413	PAUL SAMPERS	Sr Jamestown ND	1:49.72	3	-----	-----
366	KEN LOBINS	Sr Wisconsin-Milwaukee	1:50.14	4	-----	-----
692	ANTHONY CHRISTIE	Fr Prairie View A&M TX	1:49.28	5	-----	-----
289	RUSSELL COLE	Sr Pacific Lutheran WA	1:49.70	6	-----	-----
195	GREGG LARSON	Sr Doane NE	1:49.24	7	-----	-----
687	LANCE GREEN	Sr Prairie View A&M TX	1:49.38	8	-----	-----

EVENT OFFICIAL

TITLE

WIND READING: -----

-----  
-----  
-----

-----  
-----  
-----

5000 METER, MEN  
NAIA NATL OUTDOOR T & F

FINAL  
RUSSELLVILLE, AR

EVENT # 8  
MAY 21, 1987

05-22-1987--22:21:12

Schedule - Prelim: 8:55PM-FRIDAY

Semi:

Final: 9:20PM-SATURDAY

Records - NAIA MEN : 14:04.44  
NAIA WOMEN : NO MARK  
N/A : NO MARK  
N/A : NO MARK

John Muthama

Bethel KS 1976

-----  
FINAL  
-----

ENTRANT #	NAME	GR	AFFILIATION	PREV. MARK	POSITION	PLACE	MARK
80	CORMAC O'RIORDEN	Fr	Pittsburg State KS	15:00.77	1	-----	-----
557	JAMIE BURHAM		Missouri Baptist	14:48.97	2	-----	-----
331	DAVID CURD	Jr	David Lipscomb TN	15:05.06	3	-----	-----
523	FIONAN CRONIN	Jr	North Florida	14:46.22	4	-----	-----
409	JEFF MANLEY	Sr	Valley City State ND	14:55.42	5	-----	-----
117	CRAIG DICKSON	Sp	Adams State CO	14:47.08	6	-----	-----
621	PAUL AUFDEMBERGE	Sr	Hillsdale MI	15:03.04	7	-----	-----
434	ELLIOTT RODDA	Jr	Southwestern KS	14:44.84	8	-----	-----
214	JUAN DIAZ	Sp	Western State CO	14:54.68	9	-----	-----
217	EDUARDO NAVAS	Jr	Western State CO	14:31.93	10	-----	-----
476	JEFF HEISER	Jr	Walsh OH	14:44.54	11	-----	-----
641	ART CASTLE	Sr	California Lutheran	14:55.34	12	-----	-----

EVENT OFFICIAL

TITLE

-----  
WIND READING: -----  
-----  
-----

1600 RELAY, MEN  
NAIA NATL OUTDOOR T & F

FINAL  
RUSSELLVILLE, AR

EVENT # 12  
MAY 21, 1987

05-22-1987--22:54:50

Schedule - Prelim: 9:50PM-FRIDAY

Semi:

Final: 10:00P-SATURDAY

Records - NAIA MEN : 3:05.40  
NAIA WOMEN : NO MARK  
N/A : NO MARK  
N/A : NO MARK

Mississippi Valley State 1981

-----  
FINAL  
-----

ENTRANT #	NAME	GR	AFFILIATION	PREV. MARK	POSITION	PLACE	MARK
15	/EDWARDS WATERS COLL	Edward Waters	FL	3:14.10	1	-----	-----
701	/PRAIRIE VIEW A&M	Prairie View A&M	TX	3:05.93	2	-----	-----
302	/LUBBOCK CHRISTIAN	Lubbock Christian	TX	3:13.84	3	-----	-----
52	/AZUSA PACIFIC	Azusa Pacific	CA	3:14.00	4	-----	-----
247	/WAYLAND BAPTIST	Wayland Baptist	TX	3:14.20	5	-----	-----
567	/MISSOURI BAPTIST	Missouri Baptist		3:14.67	6	-----	-----
213	/CENTRAL ARKANSAS	Central Arkansas		3:12.51	7	-----	-----
715	/CENTRAL STATE OK	Central State	OK	3:14.78	8	-----	-----

EVENT OFFICIAL

TITLE

-----  
WIND READING: -----  
-----  
-----

**SECOND DAY  
MEN'S RESULTS**

**NAIA NATIONAL CHAMPIONSHIPS  
MAY 22, 1987**

## AFTER 10 EVENTS HAVE BEEN SCORED

CODE #	NAME	MEN	WOMEN
12	Azusa Pacific CA	65	
191	Wayland Baptist TX	35	
152	Prairie View A&M TX	25	
216	Wisconsin-Parkside	23	
34	Central Washington	14	
2	Adams State CO	14	
150	Point Loma Nazarene CA	13	
200	Western Washington	13	
84	Hillsdale MI	12	
112	Midland Lutheran NE	12	
149	Pittsburg State KS	11	
175	Southwestern KS	11	
11	Austin TX	10	
139	Pacific Lutheran WA	8	
171	Southern Oregon State	8	
170	Southern Colorado	7	
198	Western Oregon State	7	
206	Whitworth WA	7	
6	Arkansas Monticello	7	
66	George Fox OR	6	
35	Chadron State NE	6	
36	Chicago State IL	6	
158	Saginaw Valley State MI	6	
161	School of the Ozarks MO	6	
50	Doane NE	6	
118	Missouri Baptist	6	
126	Northeastern State OK	5	
92	Kearney State NE	4	
25	California Lutheran	4	
27	Carson-Newman TN	4	
132	Northwood Institute MI	3	
39	Concordia NE	3	
177	Spring Arbor MI	3	
93	Kennesaw GA	3	
5	Aquinas MI	3	
80	Hastings NE	2	
194	West Virginia State	2	
208	Willamette OR	2	
29	Cedarville OH	2	
129	Northwest Nazarene ID	1	
137	Ouachita Baptist AR	1	
102	Malone OH	1	
215	Wisconsin-Milwaukee	1	
218	Wisconsin-River Falls	1	
61	Florida Memorial FL	1	

3828	1	4298	(3)	4917	(2)	5436	(4)	5987	(4)	6068	(3)	636	6923	Azusa Pacific	Jack Nance
3803	2	4507	(1)	5057	(1)	5213	(1)	6335	(1)	6339	(1)	584	6923	Azusa Pacific	Brian Knappe
3570	3	4232	(5)	4888	(3)	5461	(3)	5948	(3)	5948	(5)	448	6923	Keavick State	
3537	4	4303	(2)	4814	(5)	5281	(6)	5994	(2)	5994	(4)	634	6923	Chadron State	
3518	5	4232	(5)	4719	(7)	5265	(7)	5859	(7)	5859	(7)	678	6923	Azusa Pacific	
3515	6	4238	(4)	4779	(6)	5435	(5)	6149	(2)	6149	(2)	587	6923	Azusa Pacific	
3442	7	4107	(8)	4578	(8)	5071	(9)	5563	(10)	5563	(10)	769	6923	Emporia State	
3439	8	4223	(7)	4822	(4)	5478	(2)	5567	(5)	5965	(5)	552	6923	Cal. Lutheran	
3395	9	4016	(9)	4509	(10)	5165	(8)	5708	(8)	5708	(8)	702	6923	Northwest Nazarene	
3244	10	4005	(10)	4579	(8)	5020	(10)	5626	(9)	5626	(9)	702	6923	Cal. Lutheran	
3203	11	3900	(11)	4312	(11)	4706	(13)	5257	(13)	5257	(11)	536	6923	Missouri Baptist	
3110	12	3814	(12)	4200	(12)	4746	(11)	5129	(18)	5129	(13)	711	6923	Eastern Oregon	
3080	13	3618	(13)	4102	(13)	4730	(12)	5283	(11)	5283	(12)	588	6923	Peter Gnas	
2496	14	1984	362	2873	433	N.A.		4966	583	4966	583	532	6923	Chadwick	
2858	14	2858												Cal. Lutheran	



NAIA NATL OUTDOOR T & F  
10,000 METER

RUSSELLVILLE, AR  
Division: MEN

MAY 21, 1987  
EVENT # 9

ENTRANT #	NAME	GR	AFFILIATION		MARK
-----					
FINAL RESULTS					
621	PAUL AUFDEMBERGE	Sr	Hillsdale MI	1	NO MARK
125	MARCO OCHOA	Jr	Adams State CO	2	NO MARK
557	JAMIE BURHAM		Missouri Baptist	3	NO MARK
167	ROBERT LEMUEL	Sr	Saginaw Valley State MI	4	NO MARK
585	NEIL STURGEON	Sr	Central Washington	5	NO MARK
280	PHILIP RICHEY	Sr	Kennesaw GA	6	NO MARK
108	ERIC FILLINGER	Fr	Cedarville OH	7	NO MARK
268	DAVE MCKAY	Jr	Malone OH	8	NO MARK
=====					

- FINAL -

NAIA NATL OUTDOOR T & F  
SHOT PUT

RUSSELLVILLE, AR  
Division: MEN

MAY 21, 1987  
EVENT # 19

ENTRANT #	NAME	GR	AFFILIATION		MARK
-----					
FINAL RESULTS					
46	ADE OLUKOJU	Fr	Azusa Pacific CA	1	59-05.5
532	RANDY SETTELL	Jr	Southern Oregon State	2	58-08.75
193	JOHN BAUMANN	Sp	Doane NE	3	53-10.5
469	DARREN SHEETS	Sr	Northeastern State OK	4	52-09.25
155	MIKE MULLIN	Sp	Midland Lutheran NE	5	51-06.5
356	KIM NIX	Sr	Western Washington	6	50-04.75
465	KIM BROWN	Jr	Western Oregon State	7	50-00.0
368	TONY RUSSO	Sr	Wisconsin-Milwaukee	8	49-11.0
=====					

- FINAL -

NAIA NATL OUTDOOR T & F  
TRIPLE JUMP

RUSSELLVILLE, AR  
Division: MEN

MAY 21, 1987  
EVENT # 18

ENTRANT #	NAME	GR	AFFILIATION		MARK
-----					
FINAL RESULTS					
695	DENNIS MCWHINNEY	Jr	Prairie View A&M TX	1	51-00.75
154	BILL KING	Sr	Midland Lutheran NE	2	50-06.75
728	ROBERT A. DOUGLAS		School of the Ozarks MO	3	49-10.0
20	MYRON JEFFERSON	Sp	Southern Colorado	4	49-05.0
116	CURT CHRISTENSEN	Sr	Adams State CO	5	49-03.0
545	CHRIS BODLEY	Jr	Concordia NE	6	48-07.25
17	ERIC BALDWIN	Fr	Southern Colorado	7	48-06.25
148	RODGERS GAINES		Quachita Baptist AR	8	48-04.5
=====					

- FINAL -

NAIA NATL OUTDOOR T & F  
110 METER HURDLES

RUSSELLVILLE, AR  
Division: MEN

MAY 21, 1987  
EVENT # 2

Records - NAIA MEN : 13.74  
NAIA WOMEN : NO MARK  
N/A : NO MARK  
N/A : NO MARK

Rodney Milburn

Southern-BR, LA -72

---

ENTRANT #	NAME	GR	AFFILIATION	PLACE	MARK
-----------	------	----	-------------	-------	------

---

FINAL RESULTS

696	KEVIN MCKINLEY	Sr	Prairie View A&M TX	1	14.30
38	ANTHONY HOUSE	Jr	Azusa Pacific CA	2	14.35
590	ADOLPHUS ONUA	Sr	George Fox OR	3	14.46
70	PHILLIP WILLIAMS	Jr	Point Loma Nazarene CA	4	14.54
31	HERBIE AKPOM	Sp	Azusa Pacific CA	5	14.60
42	IKE MBADUGHA	Sp	Azusa Pacific CA	6	14.69
647	TODD LEAVENS	Jr	California Lutheran	7	14.72
611	DARNELL ANDERSON	Fr	Florida Memorial FL	8	14.88

— FINAL —

NAIA NATL OUTDOOR T & F

RUSSELLVILLE, AR

MAY 21, 1987

100 METER

Division: MEN

EVENT # 1

ENTRANT # NAME

GR AFFILIATION

MARK

-----  
FINAL RESULTS

241	ALRICK MUNROE	Jr	Wayland Baptist TX	1	10.58
45	PATRICK NWANKNO	Jr	Azusa Pacific CA	2	10.64
756	DAVID ROGAN		Chicago State IL	3	10.75
431	MANNY NEWMAN	Fr	Southwestern KS	4	10.77
321	WILLIE LUNDY	Fr	Carson-Newman TN	5	10.80
244	ROCELLIUS POPE	Sr	Wayland Baptist TX	6	10.84
319	OMAR WHITFIELD	Fr	Hastings NE	7	10.84
513	CHRIS JACKSON	Jr	Arkansas Monticello	8	12.38

-----

— FINAL —

*OK*

NAIA NATL OUTDOOR T & F  
10,000 METER WALK  
ENTRANT # NAME

RUSSELLVILLE, AR  
Division: MEN

MAY 21, 1987  
EVENT # 10

GR AFFILIATION MARK

-----  
FINAL RESULTS

544	MIKE STAUCH	Jr	Wisconsin-Parkside	1	43:22.1	*
540	DOUG FOURNIER	Sp	Wisconsin-Parkside	2	46:27.7	
355	HERMAN NELSON	Sr	Western Washington	3	46:44.3	
543	MIKE ROHL	Sr	Wisconsin-Parkside	4	47:12.4	
350	TONY ENGELHARDT	Sp	Western Washington	5	49:37.1	
1	PAUL JUDD	Sr	Aquinas MI	6	50:03.1	
601	RANDY JACOBS	Sr	Willamette OR	7	52:12.3	
716	KEVIN SCHOESSOW	Sr	Wisconsin-River Falls	8	55:18.7	
537	KEN AREND	Sr	Wisconsin-Parkside	9	55:38.6	

=====

— FINAL —

NAIA NATL OUTDOOR T & F  
110 METER HURDLES

RUSSELLVILLE, AR  
Division: MEN

MAY 21, 1987  
EVENT # 2

Records - NAIA MEN : 13.74 Rodney Milburn Southern-BR, LA -72  
NAIA WOMEN : NO MARK  
N/A : NO MARK  
N/A : NO MARK

-----  
ENTRANT # NAME GR AFFILIATION PLACE MARK  
-----

SEMI RESULTS SECTION # 1

611	DARNELL ANDERSON	Fr	Florida Memorial FL	1	14.60
42	IKE MBADUGHA	Sp	Azusa Pacific CA	2	14.73
38	ANTHONY HOUSE	Jr	Azusa Pacific CA	3	14.75
31	HERBIE AKPOM	Sp	Azusa Pacific CA	4	14.78
334	MARK ALSIP	2	Oklahoma Baptist	5	14.79
396	JON HASELHORST	Fr	Fort Hays State KS	6	14.98
520	LEE VAUGHN		Southern Arkansas	7	15.32

SEMI RESULTS SECTION # 2

696	KEVIN MCKINLEY	Sr	Prairie View A&M TX	1	14.24
70	PHILLIP WILLIAMS	Jr	Point Loma Nazarene CA	2	14.35
590	ADDLPHUS ONUA	Sr	George Fox OR	3	14.42
647	TODD LEAVENS	Jr	California Lutheran	4	14.76
535	TYRONE LEWIS	Fr	Minot State ND	5	14.91
56	CRAIG KRUPKE		Moorhead State MN	6	15.34
225	IVAN LOWE	Jr	Northwood Institute MI		DISQUALIFIED
431	MANNY NEWMAN	Fr	Southwestern KS		DISQUALIFIED



NAIA NATL OUTDOOR T & F  
100 METER

RUSSELLVILLE, AR  
Division: MEN

MAY 21, 1987  
EVENT # 1

Records - NAIA MEN : 10.15 Innocent Egbunike Azusa Pacific CA -84  
NAIA WOMEN : NO MARK  
N/A : NO MARK  
N/A : NO MARK

-----  
ENTRANT # NAME GR AFFILIATION PLACE MARK  
-----

SEMI RESULTS SECTION # 1

241	ALRICK MUNROE	Jr	Wayland Baptist TX	1	10.62
321	WILLIE LUNDY	Fr	Carson-Newman TN	2	10.70
431	MANNY NEWMAN	Fr	Southwestern KS	3	10.78
244	ROCELLIUS POPE	Sr	Wayland Baptist TX	4	10.86
86	DARRYL WREN	Fr	Pittsburg State KS	5	10.90
99	TIM WHITT	Fr	Arkansas Tech	6	11.00
79	JIMMY MOULDS	Sp	Pittsburg State KS	7	11.01

SEMI RESULTS SECTION # 2

45	PATRICK NWANKNO	Jr	Azusa Pacific CA	1	10.64
319	OMAR WHITFIELD	Fr	Hastings NE	2	10.82
513	CHRIS JACKSON	Jr	Arkansas Monticello	3	10.84
756	DAVID ROGAN		Chicago State IL	4	10.87
750	DONALD DUNLAP	Fr	Austin TX	5	10.90
233	MORRIS EGDN	Sr	Wayland Baptist TX	6	10.96
550	DAVID PALMER	Sr	Concordia NE	7	11.06
26	RODNEY BUGGAGE	Fr	Southern New Orleans LA	8	11.42



NAIA NATL OUTDOOR T & F  
800 METER

RUSSELLVILLE, AR  
Division: MEN

MAY 21, 1987  
EVENT # 6

Records - NAIA MEN : 2:27.02  
NAIA WOMEN : NO MARK  
N/A : NO MARK  
N/A : NO MARK

Evans White

Prairie View TX -79

---

ENTRANT #	NAME	GR	AFFILIATION	PLACE	MARK
-----------	------	----	-------------	-------	------

---

SEMI RESULTS SECTION # 1

692	ANTHONY CHRISTIE	Fr	Prairie View A&M TX	1	1:49.28	†
687	LANCE GREEN	Sr	Prairie View A&M TX	2	1:49.38	†
236	KISUTE KIBOKO	Jr	Wayland Baptist TX	3	1:49.60	†
289	RUSSELL COLE	Sr	Pacific Lutheran WA	4	1:49.70	†
496	BRETT MCKNIGHT	Sr	Oklahoma Christian	5	1:50.86	†
204	JAMIE HOLT	Sr	Central Arkansas	6	1:52.98	†
299	MIKE MARSHALL	Jr	Lubbock Christian TX	7	1:58.00	†
211	CHAD SIMPSON	Fr	Central Arkansas	8	1:58.54	†

SEMI RESULTS SECTION # 2

195	GREG LARSON	Sr	Doane NE	1	1:49.24	†
413	PAUL SAMPERS	Sr	Jamestown ND	2	1:49.72	†
246	DOYLE SHIRLEY	Jr	Wayland Baptist TX	3	1:50.42	†
92	TONY ANDERSON	Sr	Northwestern College IA	4	1:51.26	†
594	DAVID GETSINGER	Sr	Spring Arbor MI	5	1:52.24	†
222	JOSE ROJAS	Sp	Western State CO	6	1:52.54	†
574	ERIC VANMATRE	Sp	Harding AR	7	1:52.84	†
729	STEVE CURRAN	Sr	Tarkio MO	8	1:58.19	†

SEMI RESULTS SECTION # 3

235	MICHAEL GREGORY	Fr	Wayland Baptist TX	1	1:49.02	†
366	KEN LOBINS	Sr	Wisconsin-Milwaukee	2	1:50.14	†
318	ROB SPYKSTRA	Sr	Hastings NE	3	1:51.46	†
97	ROBERT GUNTER	Sr	Arkansas Tech	4	1:52.77	†
548	SCOTT JANKE	Jr	Concordia NE	5	1:53.24	†
552	GREG RATHKE	Jr	Concordia NE	6	1:53.62	†
36	PAUL DENNIS	1	Azusa Pacific CA	7	1:54.29	†
448	ANDREW DAWSON	6	Simon Fraser CAN	8	1:54.42	†

NAIA NATL OUTDOOR T & F  
400 METER RELAY

RUSSELLVILLE, AR  
Division: MEN

MAY 21, 1987  
EVENT # 13

*60 11/2*

Records - NAIA MEN : 40.02      Wayland Baptist TX      1985  
          NAIA WOMEN : NO MARK  
          N/A : NO MARK  
          N/A : NO MARK

ENTRANT #	NAME	GR	AFFILIATION	PLACE	MARK
-----					
SEMI RESULTS      SECTION # 1					
567	/MISSOURI BAPTIST		Missouri Baptist	1	40.91
-----					
153	/OUACHITA BAPTIST		Ouachita Baptist AR	2	41.27
-----					
507	/MISSOURI VALLEY		Missouri Valley MO	3	41.48
-----					
652	/CALIF. LUTHERAN		California Lutheran	4	41.54
-----					
258	/TARLETON STATE		Tarleton State TX	5	41.89
-----					
15	/EDWARDS WATERS COLL		Edward Waters FL	6	42.02
-----					
SEMI RESULTS      SECTION # 2					
701	/PRAIRIE VIEW A&M		Prairie View A&M TX	1	40.63
-----					
87	/PITTSBURG STATE UNI		Pittsburg State KS	2	40.67
-----					
213	/CENTRAL ARKANSAS		Central Arkansas	3	41.01
-----					
759	/CHICAGO STATE UNIVE		Chicago State IL	4	41.18
-----					
320	/HASTINGS COLLEGE		Hastings NE	5	41.54
-----					
715	/CENTRAL STATE OK		Central State OK	6	41.61
-----					
616	/FLORIDA MEMORIAL		Florida Memorial FL	7	42.17
-----					

NAIA NATL OUTDOOR T & F  
400 HURDLES

RUSSELLVILLE, AR  
Division: MEN

MAY 21, 1987  
EVENT # 5

Records - NAIA MEN : 50.05 Ed Brown Saginaw Valley MI-84  
NAIA WOMEN : NO MARK  
N/A : NO MARK  
N/A : NO MARK

-----  
ENTRANT # NAME GR AFFILIATION PLACE MARK  
-----

SEMI RESULTS SECTION # 1

696	KEVIN MCKINLEY	Sr	Prairie View A&M TX	1	51.92
558	TONY CHATMEN		Missouri Baptist	2	52.79
63	KRIS ANDERSSON	Sp	Point Loma Nazarene CA	3	53.07
497	DON SMITH	Sr	Oklahoma Christian	4	53.19
414	MIKE GAINES	Jr	Biola CA	5	53.79
338	BRADLEY EVANS	Jr	Anderson IN	6	54.66
22	VIC VILLARREAL	Jr	Southern Colorado	7	55.0

SEMI RESULTS SECTION # 2

613	WILBERT JOHNSON	Fr	Florida Memorial FL	1	52.22
203	KEVIN ERVIN	Sr	Central Arkansas	2	52.41
520	LEE VAUGHN		Southern Arkansas	3	53.07
210	DWAYNE ROBERTS	Sr	Central Arkansas	4	53.31
402	MARTIN SCHMIDT	Sr	Fort Hays State KS	5	54.51
53	KEITH BARNIER		Moorhead State MN	6	54.79
56	CRAIG KRUPKE		Moorhead State MN	7	55.52
710	MIKE HOGAN	Sp	Central State OK	8	55.66

NAIA NATL OUTDOOR T & F  
5000 METER

RUSSELLVILLE, AR  
Division: MEN

MAY 21, 1987  
EVENT # 8

Records - NAIA MEN : 14:04.44  
NAIA WOMEN : NO MARK  
N/A : NO MARK  
N/A : NO MARK

John Muthama

Bethel KS 1976

---

ENTRANT #	NAME	GR	AFFILIATION	PLACE	MARK
-----------	------	----	-------------	-------	------

---

PRELIM RESULTS SECTION # 1

217	EDUARDO NAVAS	Jr	Western State CO	1	14:31.93
476	JEFF HEISER	Jr	Walsh OH	2	14:44.54
434	ELLIOTT RODDA	Jr	Southwestern KS	3	14:44.84
523	FIONAN CRONIN	Jr	North Florida	4	14:46.22
117	CRAIG DICKSON	Sp	Adams State CO	5	14:47.08
557	JAMIE BURHAM		Missouri Baptist	6	14:48.97
109	TOM HILL	Sr	Cedarville OH	7	14:56.82
272	RICHARD WILSON	Jr	Malone OH	8	14:58.73
524	DECLAN DOYLE	Jr	North Florida	9	15:10.00
683	DOUG MOON	Sr	Berry GA	10	15:22.7
731	BOB HULL	Sp	Tarkio MO	11	16:04.44
280	PHILIP RICHEY	Sr	Kennesaw GA		DID NOT START

PRELIM RESULTS SECTION # 2

214	JUAN DIAZ	Sp	Western State CO	1	14:54.68
641	ART CASTLE	Sr	California Lutheran	2	14:55.34
409	JEFF MANLEY	Sr	Valley City State ND	3	14:55.42
80	CORMAC O'RIORDEN	Fr	Pittsburg State KS	4	15:00.77
621	PAUL AUFDEMBERGE	Sr	Hillsdale MI	5	15:03.04
331	DAVID CURD	Jr	David Lipscomb TN	6	15:05.06
129	JIM SEEFELDT	Sp	Adams State CO	7	15:08.01
478	PAUL JOHN	Sp	Walsh OH	8	15:13.96
221	STEVE ROCH	Sr	Western State CO	9	15:37.08
681	MIKE CLAEYS	Sp	Berry GA	10	15:43.21
637	ABIODUM ADEWIUS	Jr	Paul Quinn TX		DID NOT START

NAIA NATL OUTDOOR T & F  
1600 RELAY

RUSSELLVILLE, AR  
Division: MEN

MAY 21, 1987  
EVENT # 12

Records - NAIA MEN : 3:05.40 Mississippi Valley State 1981  
NAIA WOMEN : NO MARK  
N/A : NO MARK  
N/A : NO MARK

-----  
ENTRANT # NAME GR AFFILIATION PLACE MARK  
-----

PRELIM RESULTS SECTION # 1

701 /PRAIRIE VIEW A&M Prairie View A&M TX 1 3:05.93  
-----  
302 /LUBBOCK CHRISTIAN Lubbock Christian TX 2 3:13.84  
-----  
52 /AZUSA PACIFIC Azusa Pacific CA 3 3:14.00  
-----  
347 /ANDERSON COLLEGE Anderson IN 4 3:15.25  
-----  
23 /SOUTHERN COLORADO Southern Colorado 5 3:20.16  
-----  
680 /PARK COLLEGE Park MO 6 3:21.71  
-----  
390 /WEST VIRGINIA STATE West Virginia State 7 NO MARK  
-----

PRELIM RESULTS SECTION # 2

247 /WAYLAND BAPTIST Wayland Baptist TX 1 3:14.20  
-----  
567 /MISSOURI BAPTIST Missouri Baptist 2 3:14.67  
-----  
616 /FLORIDA MEMORIAL Florida Memorial FL 4 3:16.30  
-----  
652 /CALIF. LUTHERAN California Lutheran 5 3:17.58  
-----  
320 /HASTINGS COLLEGE Hastings NE 6 3:17.60  
-----  
407 /FORT HAYS STATE Fort Hays State KS DID NOT START  
-----  
441 /SOUTHWESTERN KS Southwestern KS DISQUALIFIED  
-----

CORRECTED



NAIA NATL OUTDOOR T & F  
1600 RELAY

RUSSELLVILLE, AR  
Division: MEN

MAY 21, 1987  
EVENT # 12

Records - NAIA MEN : 3:05.40      Mississippi Valley State      1981  
          NAIA WOMEN : NO MARK  
          N/A : NO MARK  
          N/A : NO MARK

ENTRANT #	NAME	GR	AFFILIATION	PLACE	MARK
PRELIM RESULTS      SECTION # 3					
213	/CENTRAL ARKANSAS		Central Arkansas	1	3:12.51
15	/EDWARDS WATERS COLL		Edward Waters FL	2	3:14.10
715	/CENTRAL STATE OK		Central State OK	3	3:14.78
632	/HILLSDALE COLLEGE		Hillsdale MI	4	3:14.87
515	/ARKANSAS MONTICELLO		Arkansas Monticello	5	3:17.93
93	/NORTHWESTERN, IOWA		Northwestern College IA	6	3:18.42
279	/NORTHERN STATE SD		Northern State SD	7	3:21.79
521	/SOUTHERN ARKANSAS		Southern Arkansas	8	NO MARK

CORRECTED

# TRACK & FIELD - MEN'S OUTDOOR

36TH ANNUAL  
NATIONAL CHAMPIONSHIP MEET  
May 21-23, 1987

Arkansas Tech University, Russellville, Arkansas

Azusa Pacific University, Azusa, California, compiled the third highest point total in the 36-year history of the event in winning an unprecedented fifth consecutive team title at the NAIA Men's Outdoor Track and Field Championships. The Cougars compiled a winning total of 108 points in capturing four event titles, to outdistance Wayland Baptist University, Plainview, Texas, and Prairie View A&M University, Prairie View, Texas. Junior Alrick Munroe, the outstanding performer in the NAIA indoor championships, captured the same outdoor honor with victories in the 100 and 200 meter dashes and the long jump. NAIA records were established by Maurice Smith of Adams State CO in the 1500-meter run and Mike Stauch of Wisconsin-Parkside in the 10,000-meter walk. Azusa Pacific coach Terry Franson was named the national coach of the year.

## Team Standings

1. Azusa Pacific CA	108	25. Austin College TX	10	Park MO	5
2. Wayland Baptist TX	82	California Lutheran	10	Rio Grande OH	5
3. Prairie View TX	66	Eastern Oregon	10	Southern-New Orleans LA	5
4. Adams State CO	36	28. Ouachita Baptist AR	9	51. Henderson State AR	4.5
5. Pittsburg State KS	31	Pacific Lutheran WA	9	Northwestern Oklahoma	4.5
6. Hillsdale MI	26	30. Anderson IN	8	53. Cedarville OH	4
7. Central Arkansas	25	Concordia NE	8	Emporia State KS	4
8. Wisconsin-Parkside	23	Florida Memorial	8	Kearney State NE	4
9. Doane NE	22	Simon Fraser BC	8	Lubbock Christian TX	4
10. Southwestern KS	20	Southern Arkansas	8	Spring Arbor MI	4
11. Central Washington	19	35. Dickinson State ND	7.5	58. Ottawa KS	3.5
12. Missouri Baptist	18	36. Arkansas-Monticello.	7	59. Jamestown ND	3
13. Point Loma Nazarene CA	17	Oklahoma Christian	7	Kennesaw GA	3
Western Oregon	17	Southern Colorado	7	Northwood MI	3
Western State CO	17	Whitworth WA	7	62. Edward Waters FL	2
16. Chicago State IL	16	Wisconsin-Milwaukee	7	Hastings NE	2
17. Central State OK	15	41. Aquinas MI	6	West Florida	2
18. Missouri Valley	14	Chadron State NE	6	Willamette OR	2
Saginaw Valley MI	14	George Fox OR	6	Winona State MN	2
Southern Oregon	14	School of the Ozarks MO	6	67. Berry GA	1
21. Midland Lutheran NE	13	Valley City ND	6	Malone OH	1
Western Washington	13	46. Carson-Newman TN	5	Northwest Nazarene ID	1
23. West Virginia State	12	Northeastern Oklahoma	5	Wisconsin-River Falls	1
24. North Florida	11				

## Individual Event Results

**100-METER DASH:** 1. Alrick Munroe, Wayland Baptist TX, 10.58; 2. Patrick Nwankno, Azusa Pacific CA, 10.64; 3. David Rogan, Chicago State IL, 10.75; 4. Manny Newman, Southwestern KS, 10.77; 5. Willie Lundy, Carson-Newman TN, 10.80; 6. Rocellius Pope, Wayland Baptist TX, 10.84; 7. Omar Whitfield, Hastings NE, 10.84; 8. Chris Jackson, Arkansas-Monticello, 12.38.

**110-METER HURDLES:** 1. Kevin McKinley, Prairie View TX, 14.30; 2. Anthony House, Azusa Pacific CA, 14.35; 3. Adolphus Onua, George Fox OR, 14.46; 4. Phillip Williams, Point Loma Nazarene CA, 14.54; 5. Herbie Akpom, Azusa Pacific CA, 14.60; 6. Ike Mbadugha, Azusa Pacific CA, 14.69; 7. Todd Leavens, California Lutheran, 14.72; 8. Darnell Anderson, Florida Memorial, 14.88.

**200-METER DASH:** 1. Alrick Munroe, Wayland Baptist TX, 21.02; 2. Patrick Nwankno, Azusa Pacific CA, 21.49; 3. Ron Walton, Missouri Baptist, 21.70; 4. Rodney Buggage, Southern-New Orleans LA, 21.88; 5. Darryl Wren, Pittsburg State KS, 22.11; 6. Devon Morris, Wayland Baptist TX, 22.22; 7. Eric Pogue, Prairie View TX, 26.09.

**400-METER DASH:** 1. Devon Morris, Wayland Baptist TX, 46.04; 2. James Rolle, Wayland Baptist TX, 46.93; 3. Kenneth Davis, Central Arkansas, 47.58; 4. Deanall Mitchell, Chicago State IL, 47.88; 5. Eric Pogue, Prairie View TX, 47.93; 6. Terrance Lee, California Lutheran, 48.00; 7. Felton Nails, Prairie View TX, 49.34; 8. Darnell Anderson, Florida Memorial, 50.23.

**400-METER HURDLES:** 1. Kevin McKinley, Prairie View TX, 51.27; 2. Lee Vaughn, Southern Arkansas, 51.90; 3. Wilbert Johnson, Florida Memorial, 52.13; 4. Kevin Ervin, Central Arkansas, 52.48; 5. Kris Andersson, Point Loma Nazarene CA, 52.52; 6. Tony Chatmen, Missouri Baptist, 53.21; 7. Dwayne Roberts, Central Arkansas, 53.34; 8. Don Smith, Oklahoma Christian, 53.86.

**800-METER RUN:** 1. Gregg Larson, Doane NE, 1:49.26; 2. Anthony Christie, Prairie View TX, 1:49.62; 3. Michael Gregory, Wayland Baptist TX, 1:50.46; 4. Lance Green, Prairie View TX, 1:50.49; 5. Ken Lobins, Wisconsin-Milwaukee, 1:50.90; 6. Paul Sampers, Jamestown ND, 1:50.94; 7. Kisute Kiboko, Wayland Baptist TX, 1:51.99; 8. Russell Cole, Pacific Lutheran WA, 1:52.09.

**1500-METER RUN:** 1. Maurice Smith, Adams State CO, 3:43.70 RECORD. Previous mark 3:44.88, Mike Boit, Eastern New Mexico, 1976; 2. Brian Williams, Anderson IN, 3:44.19; 3. Wes Tilgner, Western Oregon, 3:44.27; 4. Mike Pace, Central Washington, 3:44.46; 5. Roger Jennings, Emporia State KS, 3:45.23; 6. Rob Nelson, Simon Fraser BC, 3:46.82; 7. Rob Moore, Cedarville OH, 3:47.10; 8. David Matherne, Berry GA, 3:49.59.

5000-METER RUN: 1. Paul Aufdemberge, Hillsdale MI, 14:09.2; 2. Eduardo Navas, Western State CO, 14:16.8; 3. Cormac O'Riordan, Pittsburg State KS, 14:18.2; 4. Juan Diaz, Western State CO, 14:22.2; 5. Craig Dickson, Adams State CO, 14:26.3; 6. Elliott Rodda, Southwestern KS, 14:34.5; 7. Jeff Manley, Valley City ND, 14:35.4; 8. Fionan Cronin, North Florida, 14:46.3.

10,000-METER RUN: (no marks) 1. Paul Aufdemberge, Hillsdale MI; 2. Marco Ochoa, Adams State CO; 3. Jamie Burham, Missouri Baptist; 4. Robert Lemuel, Saginaw Valley MI; 5. Neil Sturgeon, Central Washington; 6. Philip Richey, Kennesaw GA; 7. Eric Fillingner, Cedarville OH; 8. Dave McKay, Malone OH.

10,000-METER WALK: 1. Mike Stauch, Wisconsin-Parkside, 43:22.1 RECORD. Previous mark 43:31.23, Ray Sharp, Wisconsin-Parkside, 1981; 2. Doug Fournier, Wisconsin-Parkside, 46:27.7; 3. Herman Nelson, Western Washington, 46:44.3; 4. Mike Rohl, Wisconsin-Parkside, 47:12.4; 5. Tony Engelhardt, Western Washington, 49:37.1; 6. Paul Judd, Aquinas MI, 50:03.1; 7. Randy Jacobs, Willamette OR, 52:12.3.

MARATHON: 1. Greg Miller, Eastern Oregon, 2:30:01.59; 2. Nelton Begay, Central State OK, 2:32:23.38; 3. Danny Charley, Central State OK, 2:35:57.00; 4. Blas Guerra, Park MO, 2:37:12.46; 5. Gary Schafer, Valley City ND, 2:37:58.79; 6. Mike Desrosiers, Hillsdale MI, 2:39:05.66; 7. James Bell, West Florida, 2:43:00.61; 8. Johnny Sharp, Carson-Newman TN, 2:43:50.62.

STEEPLECHASE: 1. Curt Castetter, North Florida, 8:59.87; 2. Dan Jaquez, Adams State CO, 9:01.21; 3. Dennis Smithhisler, Southwestern KS, 9:01.56; 4. Mark Pierson, Rio Grande OH, 9:02.94; 5. Ryan Robinson, Western State CO, 9:03.77; 6. Bill Dent, Dickinson State ND, 9:06.88; 7. Brian T. Reed, Winona State MN, 9:18.66; 8. Scott Cole, Spring Arbor MI, 9:19.27.

400-METER RELAY: 1. Pittsburg State KS (Monte Weathers, Darryl Wren, Greg Harrod, Jimmy Moulds), 40.71; 2. Ouachita Baptist AR (Rodgers Gaines, Robert Kemp, Leonard Dowden, Robert Banks), 41.10; 3. Missouri Valley (Anthony Walker, Alvin Watkins, Mike Carter, Claude Talbert), 41.25; 4. Chicago State IL (Chris Carrett, Deanail Mitchell, Enos Watts, David Rogan), 41:32; 5. Central Arkansas (Dwayne Roberts, Kenneth Davis, Kevin Ervin, Willie Davis), 41.35; 6. California Lutheran (Anthony Hardy, Todd Leavens, Terrance Lee, Troy Kurelich), 41.55.

1600-METER RELAY: 1. Prairie View TX (Eric Pogue, Lance Treene, Anthony Christie, Kevin McKinley), 3:11.1; 2. Wayland Baptist TX (Michael Gregory, Doyle Shirley, Dennis Alexander, Patrick Nwanguzo), 3:13.2; 3. Azusa Pacific CA (Carl Arnold, Sam Podd, Rich Verbal, Paul Dennis), 3:14.1; 4. Central Arkansas (Dwayne Roberts, Patrick Woodson, Kevin Ervin, Kenneth Davis), 3:15.0; 5. Lubbock Christian TX (Armstrong Williams, Sherlon Didier, Manuel Garcia, Mike Marshall), 3:15.3; 6. Missouri Baptist (Tony Chatman, Anthony Leaks, LeTorre Swinney, Ron Walton), 3:16.3; 7. Edward Waters FL, 3:16.6; 8. Central State OK, 3:18.0.

HIGH JUMP: 1. Larry Angle, West Virginia State, 7-0.25; 2. Jack Nance, Azusa Pacific CA, 6-11; 3. David Bedford, Oklahoma Christian, 6-11; 4. Mike Moser, Dickinson State ND and Don Rallegh, Northwestern Oklahoma, 6-9.75; 6. Mike Wilson, Aquinas MI, 6-9.75.

LONG JUMP: 1. Alrick Munroe, Wayland Baptist TX, 26-0.75; 2. Philmore Morris, Wayland Baptist TX, 25-10; 3. Anthony Beal, Arkansas-Monticello, 25-4.50; 4. Dennis McWhinney, Prairie View TX, 25-1.75; 5. Herbie Akpom, Azusa Pacific CA, 25-1.25; 6. Ivan Lowe, Northwood MI, 24-11.75; 7. James Land, West Virginia State, 24-9.75; 8. Dave Dangleis, Azusa Pacific CA, 24-6.25.

TRIPLE JUMP: 1. Dennis McWhinney, Prairie View TX, 51-0.75; 2. Bill King, Midland Lutheran NE, 50-6.75; 3. Robert A. Douglas, School of the Ozarks MO, 49-10; 4. Myron Jefferson, Southern Colorado, 49-5; 5. Curt Christensen, Adams State CO, 49-3; 6. Chris Bodley, Concordia NE, 48-7.25; 7. Eric Baldwin, Southern Colorado, 48-6.25; 8. Rodger Gaines, Ouachita Baptist AR, 48-4.50.

POLE VAULT: 1. Tim Lomheim, Azusa Pacific CA, 16-8; 2. Larry Weaver, Saginaw Valley MI, 15-11; 3. Kevin Taylor, Southern Oregon, 15-3; 4. David Brooks, Concordia NE, 15-3; 5. Randell Morris, Henderson State AR and Staffen Smith, Ottawa KS, 14-11; 7. Kevin Korthus, Azusa Pacific CA, Paul Ronhovde, Midland Lutheran NE and Steve Turner, Henderson State AR, 14-11.

DISCUS: 1. Ade Olukoju, Azusa Pacific CA, 185-5.50; 2. Ron McIntosh, Missouri Valley, 169-3.75; 3. John Baumann, Doane NE, 166-0.5; 4. Rob McManus, Simon Fraser BC, 165-7.75; 5. Soren Sorenson, Western Oregon, 164-7.75; 6. Bobby McDaniels, Central Arkansas, 162-2.25; 7. Tony Russo, Wisconsin-Milwaukee, 161-6; 8. John Chandler, Hillsdale MI, 158-8.25.

HAMMER THROW: 1. Jon Torrence, Central Washington, 187-7; 2. Kyong Song, Point Loma Nazarene CA, 179-9.75; 3. Dan Dickey, Southwestern KS, 176-6; 4. Soren Sorenson, Western Oregon, 176-3.5; 5. Arnie Tyler, Whitworth WA, 175-2.25; 6. Tim Jacobson, Whitworth WA, 174-10.75; 7. John Chandler, Hillsdale MI, 174-3.25; 8. Rich Candle, Saginaw Valley MI, 163-10.50.

JAVELIN: 1. Chris Grantham, Austin College TX, 234-1; 2. Craig Stelling, Pacific Lutheran WA, 210-11; 3. Jeff Shaw, Pittsburg State KS, 209-4; 4. Bob Campbell, Pittsburg State KS, 199-10; 5. Marco Montoya, Wayland Baptist TX, 199-8.25; 6. Rick Cleveland, Spring Arbor MI, 197-1.50; 7. Robert Harris, Adams State CO, 194-11.75; 8. Deron Dolfi, Chadron State NE, 194-7.

SHOT PUT: 1. Ade Olukoju, Azusa Pacific CA, 59-5.50; 2. Randy Settell, Southern Oregon, 58-8.75; 3. John Baumann, Doane NE, 55-10.50; 4. Darren Sheets, Northeastern Oklahoma, 52-9.25; 5. Mike Mullin, Midland Lutheran NE, 51-6.50; 6. Kim Nix, Western Washington, 50-4.75; 7. Kim Brown, Western Oregon, 50-0; 8. Tony Russo, Wisconsin-Milwaukee, 49-11.

DECATHLON: 1. Jack Nance, Azusa Pacific CA, 6,923; 2. Rick Verbel, Azusa Pacific CA, 6,706; 3. Dave Dangleis, Azusa Pacific CA, 6,704; 4. Danny Moore, Chadron State NE, 6,628; 5. Brian Lange, Kearney State NE, 6,596; 6. Mario Riveros, Azusa Pacific CA, 6,537; 7. Lindahl Lucas, California Lutheran, 6,525; 8. Mike Gilbert, Northwest Nazarene ID, 6,410.



# TRACK & FIELD - WOMEN'S OUTDOOR

7TH ANNUAL  
NATIONAL CHAMPIONSHIP MEET  
May 21-23, 1987

Arkansas Tech University, Russellville, Arkansas

Prairie View A&M University, Prairie View; Texas, continued its dominance by winning its sixth consecutive team title in record form at the NAIA Outdoor Track and Field Championships. The Tigerettes established a meet standard with a winning total of 144 points and their 58-point winning margin over Wayland Baptist University, Plainview, Texas, was also a NAIA meet record. Led by Edith Renfro, named the outstanding performer of the three-day championships with a record-setting performance in the heptathlon as well as running a leg on the winning 1600-meter relay team Prairie View athletes won seven of 21 events. New NAIA marks were also established by Prairie View's LaVonda Lockett in the 400-meter hurdles and Michelle Neal in the triple jump. Other meet record breakers included Leah Pells of Simon Fraser BC in the 1500-meters, Beth Stuart of Kearney State NE in the discus and Barb Lashinski of Whitworth WA in the javelin. Prairie View coach Barbara Jacket was named the national coach of the year.

## Team Standings

1. Prairie View TX	144	18. Jamestown ND	16	34. Bethany KS	4
2. Wayland Baptist TX	86	19. Southern Oregon	16	35. Linfield OR	4
3. Pacific Lutheran WA	39	20. Arkansas-Pine Bluff	15	36. Manchester IN	4
4. Simon Fraser BC	33	21. Saginaw Valley MI	14	37. Moorhead State MN	4
5. Midland Lutheran NE	32	22. Winona State MN	14	38. Siena Heights MI	4
6. Kearney State NE	30	23. Northwestern IA	13	39. Walsh OH	4
7. Wisconsin-Milwaukee	26	24. Whitworth WA	12	40. Central Washington	3
8. Azusa Pacific CA	25	25. Chicago State IL	10	41. Chadron State NE	3
9. Doane NE	24	26. Puget Sound WA	10	42. Kansas Wesleyan	3
10. Western State CO	24	27. Hastings NE	8	43. Kennesaw GA	3
11. Western Washington	24	28. Malone OH	7	44. Mary ND	3
12. Wisconsin-Parkside	24	29. Adams State CO	6	45. Northern State SD	3
13. Concordia NE	20	30. North Florida	6	46. Point Loma Nazarene CA	3
14. Emporia State KS	19	31. Western Oregon	6	47. Biola CA	2
15. Northwood MI	19	32. Bemidji State MN	5	48. Oklahoma Christian	2
16. Hillsdale MI	18	33. Fort Hays State KS	5	49. Park MO	2
17. Missouri Baptist	17			50. Taylor IN	1

## Individual Meet Results

**100-METER DASH:** 1. Carol Bailey, Concordia NE, 12.00; 2. Starlette Daniels, Wayland Baptist TX, 12.04; 3. Hollie Watson, Western Washington, 12.11; 4. Vickie Aoko, Wayland Baptist TX, 12.12; 5. Evan Williams, Prairie View TX, 12.14; 6. Wanda Clay, Prairie View TX, 12.15; 7. Patti Harris, Prairie View TX, 12.22; 8. Nzeal Kyomo, Wayland Baptist TX, 12.32.

**100-METER HURDLES:** 1. Denise Williams, Wayland Baptist TX, 13.95; 2. LaVonda Lockett, Prairie View TX, 14.00; 3. Melody Robinson, Midland Lutheran NE, 14.03; 4. Dorothy Young, Missouri Baptist, 14.29; 5. Martha Hans, Siena Heights MI, 14.39; 6. Edith Renfro, Prairie View TX, 14.51; 7. Kimolyn Vanzant, Prairie View TX, 14.74; 8. Michelle Hollar, Taylor IN, 14.95.

**200-METER DASH:** 1. Carol Bailey, Concordia NE, 23.93; 2. Jocelyn Tatum, Prairie View TX, 24.02; 3. Evan Williams, Prairie View TX, 24.43; 4. Hollie Watson, Western Washington, 24.45; 5. Vickie Aoko, Wayland Baptist TX, 24.72; 6. Lori Ewing, Simon Fraser BC, 24.87; 7. Airat Bakare, Azusa Pacific CA, 25.18; 8. Wanda Clay, Prairie View TX, 25.37.

**400-METER DASH:** 1. Denise Bullocks, Chicago State IL, 55.21; 2. Cicille Murdock, Northwood MI, 55.36; 3. Airat Bakare, Azusa Pacific CA, 55.80; 4. Althea Thomas, Wayland Baptist TX, 55.88; 5. Madie Chunn, Arkansas-Pine Bluff, 56.17; 6. Jocelyn Tatum, Prairie View TX, 56.73; 7. Donita Perry, Wayland Baptist TX, 58.97; 8. Reater Goston, Wayland Baptist TX, 59.06.

**400-METER HURDLES:** 1. LaVonda Lockett, Prairie View TX, 57.39, RECORD - Previous mark, 57.99, LaVonda Lockett, Prairie View TX, 1986; 2. Edith Renfro, Prairie View TX, 58.45; 3. Felicia Sutton, Wisconsin-Milwaukee, 1:01.31; 4. Mary Kusler, Puget Sound WA, 1:01.63; 5. Kristine Dunn, Western Washington, 1:01.86; 6. Jenifer Turner, Kennesaw GA, 1:02.05; 7. Ann Thomas, Wisconsin-Milwaukee, 1:03.23; 8. Kelley Smoote, Western State CO, 1:03.35.

**800-METER RUN:** 1. Cathy Taylor, Prairie View TX, 2:06.57; 2. Teresa Lloyd, Jamestown ND, 2:10.11; 3. Sarah Hiatt, Wisconsin-Parkside, 2:10.27; 4. Kathy Waggoner, Doane NE, 2:11.02; 5. Anne Hills, Wisconsin-Milwaukee, 2:11.23; 6. Jackie Abers, Moorhead State MN, 2:12.25; 7. Corinne Behrend, Western State CO, 2:15.67; 8. Lisa Fitzgerald, Western State CO, 2:19.66.

**1,500-METER RUN:** 1. Leah Pells, Simon Fraser BC, 4:18.14, RECORD - Previous mark, 4:23.50, Teresa Lloyd, Jamestown ND, 1986; 2. Teresa Lloyd, Jamestown ND, 4:24.06; 3. Michelle Marter, Wisconsin-Parkside, 4:24.53; 4. Donna Spickelmier, Kearney State NE, 4:27.12; 5. Lori Moreno, Western State CO, 4:28.98; 6. Amy Simonson, Wisconsin-Milwaukee, 4:29.01; 7. Cathy Taylor, Prairie View TX, 4:29.05; 8. Jillean Fobair, Wisconsin-Parkside, 4:45.60.

**3,000-METER RUN:** 1. Valerie Hilden, Pacific Lutheran WA, 9:51.71; 2. Melanie Venekamp, Pacific Lutheran WA, 10:04.30; 3. Doris Watson, Adams State CO, 10:08.14; 4. Kristin Alioto, Wisconsin-Parkside, 10:14.93; 5. Meg McElroy, Manchester IN, 10:16.40; 6. Jennifer Eastman, Western Washington, 10:22.51; 7. Kim Jarvis, North Florida, 10:34.85; 8. Laura Kauffman, Wisconsin-Parkside, 10:46.65.

5,000-METER RUN: 1. Lorie Moreno, Western State CO, 17:01.2; 2. Gina Van Laar, Hillsdale MI, 17:04.9; 3. Karla Christensen, Midland Lutheran NE, 17:11.4; 4. Genevieve Pfueller, Western Washington, 17:16.4; 5. Marguerite Skello, Malone OH, 17:22.7; 6. Kim Burke, Central Washington, 17:27.9; 7. Kathy Nichols, Pacific Lutheran WA, 17:36.1; 8. Valerie Hilden, Pacific Lutheran WA, 17:39.2.

10,000-METER RUN: 1. Erin Gillespie, Hillsdale MI, 36:05.47; 2. Kathy Nichols, Pacific Lutheran WA, 36:12.82; 3. Karla Christensen, Midland Lutheran NE, 36:21.15; 4. Trudy Searcy, Emporia State KS, 36:24.85; 5. Swan Stine, Emporia State KS, 36:37.45; 6. Yvonne Hollmann, Midland Lutheran NE, 36:54.04; 7. Tracy Nelson, Winona State MN, 37:04.45; 8. Mary Griebel, Emporia State KS, 37:37.76.

MARATHON: 1. Tracy Nelson, Winona State MN, 2:59:44.80; 2. Kelly Opbroek, Hastings NE, 3:01:59.98; 3. Elaine Delsman, Southern Oregon, 3:02:28.43; 4. Miriam Otten, Missouri Baptist, 3:13:39.64; 5. Wendy Hagmann, North Florida, 3:14:41.37; 6. Amy Baker, Doane NE, 3:17:23.71; 7. Kathy Stirling, Biola CA, 3:28:02.65; 8. Amy Potter, Emporia State KS, 3:28:59.99.

400-METER RELAY: 1. Prairie View TX (Wanda Clay, Evan Williams, Patti Harris, Jocelyn Tatum), 45.55; 2. Wayland Baptist TX (Nzeal Kyomo, Marcia Brown, Starlette Daniels, Althea Thomas), 45.92; 3. Saginaw Valley MI (Mary Clement, Jill Bigelow, Jeanette Elwell, Filipa Smith), 47.12; 4. Wisconsin-Milwaukee (Kathy Kemp, Felicia Sutton, Ann Thomas, Cathy Davis), 47.50; 5. Azusa Pacific CA (Sherri Pozil, Jennifer Parker, Kim Petway, Airat Bakare), 47:85; 6. Malone OH (Tiffany Smith, Samantha Hogan, Peggy Witt, Tracie Stevenson), 48.18; 7. Arkansas-Pine Bluff, 48.35; 8. Northwood MI, no mark.

1,600-METER RELAY: 1. Prairie View TX (LaVonda Luckett, Cathy Taylor, Edith Renfro, Joycelyn Tatum), 3:41.1; 2. Northwestern IA (Paula Truesdell, Teri Van Wechel, Nancy Walhof, Vonda Velgersdyk); 3:48.4; 3. Azusa Pacific CA (Sheri Pozil, Kim Cockrell, Kim Petway, Airat Bakare), 3:48.4; 4. Wisconsin-Milwaukee (Ann Thomas, Anne Hills, Felicia Sutton, Achordean Morton), 3:49.5; 5. Northwood MI (Julie Drown, Cassandra Buckhalter, Cynthia Merritt, Cicile Murdock), 3:50.8; 6. Arkansas-Pine Bluff (Madie Chunn, Angela Allen, Paulette Bell, Sandra Buckhalter), 3:50.9; 7. Wayland Baptist TX, 3:55.4; 8. Wisconsin-Parkside, 3:59.8.

SPRINT MEDLEY RELAY: 1. Prairie View TX (Wanda Clay, Evan Williams, Jocelyn Tatum, LaVonda Luckett), 1:39.73; 2. Wayland Baptist TX (Nzeal Kyomo, Marcia Brown, Starlette Daniels, Reater Golston), 1:42.29; 3. Azusa Pacific CA (Sheri Pozil, Jennifer Parker, Kim Cockrell, Airat Bakare), 1:43.83; 4. Northwestern IA (Paula Truesdell, Renee Hegstad, Teri Van Wechel, Vonda Velgersdyk), 1:45.83; 5. Wisconsin-Parkside (Vacqueline Cotton, Nancy Marter, Becca Scott, Yolanda Finley), 1:45.97; 6. Saginaw Valley MI (Mary Clement, Theresa Walgus, Jill Bigelow, Jeanette Elwell), 1:45.97; 7. Missouri Baptist TX, 1:46.24; 8. Kearney State NE, 1:46.43.

HIGH JUMP: 1. Denise Bruce, Pacific Lutheran WA, 5-08.75; 2. Trish Bahr, Emporia State KS, 5-08.0; 3. Julane Thayer, Northwood MI, 5-08.0; 4. Kelly Cox, Missouri Baptist, 5-08.0; 5. Angela Allen, Arkansas-Pine Bluff, 5-07.25; 6. Jamie Robinson, Point Loma Nazarene CA, 5-06.5; 7. Genesis Livingston, Park MO, 5-06.5; 8. Jean McCoy, Moorhead State MN, 5-06.5.

LONG JUMP: 1. Comfort Igeh, Wayland Baptist TX, 20-07.75; 2. Michelle Neal, Prairie View TX, 20-04.25; 3. Denise Williams, Wayland Baptist TX, 20-03.5; 4. Melody Robinson, Midland Lutheran NE, 19-04.75; 5. Penny Griffin, Wayland Baptist TX, 19-03.5; 6. Dana Walker, Kansas Wesleyan, 19-00.25; 7. Laverne Evans, Western State CO, 18-09.5; 8. Karen Bauer, Wisconsin-Milwaukee, 18-09.25.

TRIPLE JUMP: 1. Michelle Neal, Prairie View TX, 41-03.0, RECORD - Previous mark, 39-06.25, Denise Williams, Wayland Baptist TX, 1986; 2. Denise Williams, Wayland Baptist TX, 41-00.25; 3. Melody Robinson, Midland Lutheran NE, 39-01.25; 4. Patti Harris, Prairie View TX, 38-00.75; 5. Linda Brozek, Western State CO, 38-00.25; 6. Monique Ryckman, Northern State SD, 37-09.25; 7. Patricia Wise, Arkansas-Pine Bluff, 37-09.25; 8. Shelly Borovich, Western Washington, 37-07.25.

DISCUS: 1. Beth Stuart, Kearney State NE, 166-06.75, RECORD - Previous mark, 161-2.00, Beth Stuart, Kearney State NE, 1986; 2. Connie Hugen, Doane NE, 158-11.25; 3. Cathy Belcher, Simon Fraser BC, 151-07.25; 4. Sharon Harrison, Prairie View TX, 145-10.75; 5. Nancy Taliaferro, Bethany KS, 141-07.5; 6. Sue Breternitz, Saginaw Valley MI, 140-10.75; 7. Rachel Hamilton, Winona State MN, 140-05.25; 8. Mary Francis, Wayland Baptist TX, 139-11.75.

JAVELIN: 1. Barb Lashinski, Whitworth WA, 169-07.0, RECORD - Previous mark, 168-02.0, Carol Wester, Pacific Lutheran WA, 1986; 2. Shannon Gates, Southern Oregon, 156-07.75; 3. Eileen Vollpatti, Simon Fraser BC, 151-10.25; 4. Patricia Perry, Puget Sound WA, 150-05.75; 5. Kim Halter, Linfield OR, 147-01.5; 6. Lema Lapoint, Mary ND, 146-03.5; 7. Kris Ettner, Southern Oregon, 144-05.25; 8. Gwen Keiser, Whitworth WA, 140-05.25.

SHOT PUT: 1. Beth Stuart, Kearney State NE, 47-05.75; 2. Connie Hugen, Doane NE, 46-10.75; 3. Sharon Harrison, Prairie View TX, 46-06.25; 4. Liz Mulvihill, Bemidji State MN, 45-07.0; 5. Tina Reichert, Kearney State NE, 45-05.75; 6. Lorette Goodwin, Wayland Baptist TX, 42-05.5; 7. Sue Breternitz, Saginaw Valley MI, 41-11.5; 8. Joey Classen, Azusa Pacific CA, 41-07.0.

HEPTATHLON: 1. Edith Renfro, Prairie View TX, 5,162, RECORD - Previous mark, 4,870, Edith Renfro, Prairie View TX, 1986; 2. Michelle Parrish, Simon Fraser BC, 4,828; 3. Sharon Jenson, Western Oregon, 4,784; 4. Deb Moore, Fort Hays State KS, 4,703; 5. Leslie Ryman, Walsh OH, 4,584; 6. Jennifer Duchin, Chadron State NE, 4,561; 7. Julie Haynes, Oklahoma Christian, 4,555; 8. Karl Jacobson, Whitworth WA, 4,503.



# TRACK & FIELD - MEN'S INDOOR

22ND ANNUAL  
NAIA NATIONAL CHAMPIONSHIP MEET  
February 27-28, 1987  
Municipal Auditorium, Kansas City, Missouri

Wayland Baptist University of Plainview, Texas, rallied from 24.5 points back after one day of competition to capture its third consecutive team title in the NAIA Men's Indoor Track and Field Championships. The Pioneers captured championships in five individual and one relay event enroute to a winning total of 115 points, outdistancing Azusa Pacific University, Azusa, California, which finished with 62.5 points. Wayland junior Airick Munroe led the way for the Pioneers with victories in the 60-yard dash and long jump, and was also named the winner of the Gill Company Outstanding Performer Award. The Pioneers also posted victories in the 440, 600, 1,000 and mile relay. Two NAIA meet records were established by Paul Aufdemberge of Hillsdale MI in the three-mile run, and Christian Okoye of Azusa Pacific CA in the weight throw. Okoye's victory in the weight throw and his second place finish in the shot put brought his All-America performance total to 17 for his brilliant track and field career with the Cougars. John Creer of Wayland Baptist was named the national coach of the year.

## Final Team Standings

1. Wayland Baptist TX	115	Lubbock Christian TX	8	Whitworth WA	4
2. Azusa Pacific CA	62.5	North Florida	8	32. Midland Lutheran NE	3
3. Prairie View TX	61	Northwestern Oklahoma	8	Moorhead State MN	3
4. Southwestern KS	28	19. Central State OK	7.5	Pittsburg State KS	3
5. Hillsdale MI	26	20. Nebraska Wesleyan	7	35. Biola CA	2
6. Western State CO	25	21. Berry GA	6	Oklahoma Baptist	2
7. Adams State CO	17	Cedarville OH	6	Tarkio MO	2
Oklahoma Christian	17	Fort Hays State KS	6	Westmont CA	2
9. Doane NE	16	Hastings NE	6	Wisconsin-Milwaukee	2
Missouri Baptist	16	Northwood MI	6	40. Minnesota-Duluth	1
Saginaw Valley MI	16	Walsh OH	6	41. Harding AR	.5
12. Anderson IN	10	West Virginia State	6	Kearney State NE	.5
Concordia NE	10	28. Chicago State IL	5	McPherson KS	.5
Ouachita Baptist AR	10	29. Dakota State SD	4	Ottawa KS	.5
15. Emporia State KS	8	Southern Oregon	4		

## Individual Event Results

**60-YARD DASH:** 1. Airick Munroe, Wayland Baptist TX, 6.32; 2. Rocellius Pope, Wayland Baptist TX, 6.35; 3. Anthony Pierson, Missouri Baptist, 6.38; 4. David Rogan, Chicago State IL, 6.40; 5. Rick Wheeler, Oklahoma Baptist, 6.45; 6. Darryll Wren, Pittsburg State KS, 6.49.

**60-YARD HIGH HURDLES:** 1. Kevin McKinley, Prairie View TX, 7.33; 2. Herbie Akpom, Azusa Pacific CA, 7.35; 3. Scott Etherton, Nebraska Wesleyan, 7.48; 4. Ike Mbadugaa, Azusa Pacific CA, 7.49; 5. Brian Arnold, Azusa Pacific CA, 7.53; 6. Manny Newman, Southwestern KS, 7.64.

**440-YARD DASH:** 1. Devon Morris, Wayland Baptist TX, 48.42; 2. Patrick Nwanguzo, Wayland Baptist TX, 50.19; 3. Eric Pogue, Prairie View TX, 50.44; 4. Mickey Joseph, Hastings NE, 51.04; 5. Mike Gaines, Biola CA, 51.16; 6. Deanail Mitchell, Chicago State IL, 53.09.

**600-YARD RUN:** 1. Patrick Nwanguzo, Wayland Baptist TX, 1:12.64; 2. Kevin McKinley, Prairie View TX, 1:13.01; 3. Chris Robertson, Prairie View TX, 1:13.92; 4. Lance Green, Prairie View TX, 1:14.06; 5. Steve Curran, Tarkio MO, 1:14.22.

**880-YARD RUN:** 1. Anthony Christie, Prairie View TX, 1:51.99; 2. Kisute Kiboko, Wayland Baptist TX, 1:52.58; 3. Michael Gregory, Wayland Baptist TX, 1:55.29; 4. Torey Keller, Southwestern KS, 1:55.36; 5. Anthony Leaks, Missouri Baptist, 1:56.28; 6. Ken Lobins, Wisconsin-Milwaukee, 1:56.67.

**1,000-YARD RUN:** 1. Kisute Kiboko, Wayland Baptist TX, 2:10.62; 2. Gregg Larson, Doane NE, 2:11.73; 3. Anthony Christie, Prairie View TX, 2:14.11; 4. Anthony Leaks, Missouri Baptist, 2:14.21; 5. Ruben Esperza, Fort Hays State KS, 2:14.98; 6. Paul Dreessen, Wayland Baptist TX, 2:16.95.

**ONE-MILE RUN:** 1. Brian Williams, Anderson IN, 4:12.66; 2. Roger Jennings, Emporia State KS, 4:13.60; 3. Rob Moore, Cedarville OH, 4:14.81; 4. Paul Dreessen, Wayland Baptist TX, 4:15.39; 5. Frank Oropeza, Western State CO, 4:15.69; 6. Roger Thelen, Moorhead State MN, 4:15.84.

**TWO-MILE RUN:** 1. Eduardo Navas, Western State CO, 9:01.16; 2. Declan Doyle, North Florida, 9:07.74; 3. Jeff Heiser, Walsh OH, 9:13.46; 4. Glen Roach, Berry GA, 9:14.04; 5. Elliott Rodda, Southwestern KS, 9:14.21; 6. Jack Sperber, Adams State CO, 9:14.28.

**THREE-MILE RUN:** 1. Paul Aufdemberge, Hillsdale MI, 13:46.59 RECORD: Previous mark 13:57.88, Jerrold Wynia, Dordt IA, 1982; 2. Rick Robirds, Adams State CO, 13:50.16; 3. Juan Diaz, Western State CO, 13:58.24; 4. James Burnham, Missouri Baptist, 14:03.41; 5. Patrick O'Grady, Berry GA, 14:08.89; 6. Steve Roch, Western State CO, 14:10.82.

**ONE-MILE RELAY:** 1. Wayland Baptist TX (James Rolle, Dennis Alexander, Patrick Nwanguzo, Devon Morris), 3:19.46; 2. Prairie View TX (Chris Robertson, Lance Greene, Eric Pogue, Kevin McKinley); 3:19.47; 3. Lubbock Christian TX (Armstrong Williams, Mike Marshall, Manuel Garcia, Sherlon Didier), 3:23.61; 4. Hillsdale MI, 3:26.62; 5. Hastings NE, 3:27.82; 6. Central State OK, 3:35.91.

**TWO-MILE RELAY:** 1. Southwestern KS (William Carter, Dennis Smithhisler, Rick Kutt, Torey Keller), 7:42.49; 2. Wayland Baptist TX (Michael Gregory, Doyle Shirley, Paul Dreessen, Kisute Kiboko), 7:47.89; 3. Oklahoma Christian (Scott Farris, Don Smith, Terry Watkins, Brett McKnight), 7:49.65; 4. Saginaw Valley MI, 7:50.16; 5. Lubbock Christian TX, 7:50.67; 6. Prairie View TX, 7:56.76.

**DISTANCE MEDLEY RELAY:** 1. Southwestern KS (William Carter, Kody Kinder, Torey Keller, Dennis Smithhisler), 10:13.93; 2. Doane NE (Gregg Larson, Shawn Mohrman, Jeff Gruidel, Shawn Wheelock); 10:16.02; 3. Western State CO (Frank Dropeza, Jose Rojas, Juan Diaz, Eduardo Navas), 10:17.34; 4. Hillsdale MI, 10:19.06; 5. Westmont CA, 10:19.11; 6. Oklahoma Christian, 10:20.15.

**TRIPLE JUMP:** 1. Lennox Adams, Ouachita Baptist AR, 49-11; 2. Curt Christensen, Adams State CO, 49-5; 3. Teddy Booker, Oklahoma Christian, 47-6; 4. Emanuel Owivri, Wayland Baptist TX, 47-4.25; 5. Dennis McWhinney, Prairie View TX, 47-0.25; 6. Jim Fehrenbach, Wisconsin-Milwaukee, 46-11.75.

**HIGH JUMP:** 1. Thomas Badour, Saginaw Valley MI, 6-11; 2. Don Ralieg, Northwestern Oklahoma, 6-11; 3. Larry Angle, West Virginia State, 6-11; 4. Don Carter, Fort Hays State KS, 6-11; 5. Jack Nance, Azusa Pacific CA; David Bader, McPherson KS; T.J. Howard, Harding AR; Steffon Smith, Ottawa KS; Jeff Brown, Central State OK and Brian Lange, Kearney State NE, 6-9.

**LONG JUMP:** 1. Alrick Munroe, Wayland Baptist TX, 25-0.75; 2. Philmore Morris, Wayland Baptist TX, 24-7; 3. Ivan Lowe, Northwood MI, 24-0.25; 4. Beaul Haynes, Oklahoma Christian, 23-7.25; 5. Wesley Augmon, Pittsburg State KS, 23-1.75; 6. Scott Etherton, Nebraska Wesleyan, 23-1.75.

**POLE VAULT:** 1. David Brooks, Concordia NE, 16-0; 2. Tim Lonheim, Azusa Pacific CA, 15-8; 3. Phil Cole, Central State OK, 15-4; 4. Paul Ronhoude, Midland Lutheran NE and Kevin Taylor, Southern Oregon, 15-4; 6. Douglas Nelson, Minnesota-Duluth, 15-4.

**WEIGHT THROW:** 1. Christian Okoye, Azusa Pacific CA, 66-5.25 RECORD. Previous mark 65-2.75, Doug Barnett, Azusa Pacific CA, 1982; 2. John Chandler, Hillsdale MI, 58-11.25; 3. Steve Prokop, Azusa Pacific CA, 55-4.25; 4. Tim Jacobson, Whitworth WA, 53-7.75; 5. Richard Canole, Saginaw Valley MI, 52-6.75; 6. Dan Dickey, Southwestern KS, 52-6.50.

**SHOT PUT:** 1. Ade Olukaju, Azusa Pacific CA, 57-7; 2. Christian Okoye, Azusa Pacific CA, 57-7; 3. Steve Prokop, Azusa Pacific CA, 54-8.75; 4. Adam Clark, Dakota State SD, 54-1.75; 5. Craig Peterson, Moorhead State MN, 53-5; 6. Randy Settell, Southern Oregon, 51-2.75.



# TRACK & FIELD - WOMEN'S INDOOR

7TH ANNUAL  
NAIA NATIONAL CHAMPIONSHIP MEET  
February 27-28, 1987  
Municipal Auditorium, Kansas City, Missouri

Prairie View A&M University of Prairie View, Texas, tied after one day of competition, outscored Wayland Baptist University of Plainview, Texas, 52-26 in the final session to capture the team title of the NAIA National Women's Indoor Track and Field Championships. The Pantherettes claimed five event championships and finished with a winning total of 108 points. Cathy Taylor led Prairie View individuals with victories in 880 and 1000-yard runs and was a member of the winning mile relay team, earning the Kansas City Sports Commission's Outstanding Performer Award. Two meet records were established by Donna Spickelmier of Kearney State NE in the mile run and teammate Beth Stuart in the shot put. Prairie View's Barbara Jacket was named the national coach of the year.

## Final Team Standings

1. Prairie View TX	108	10. Emporia State KS	14	Saginaw Valley MI	4
2. Wayland Baptist TX	81	11. Western State CO	12	Winona State MN	4
3. Kearney State NE	37	12. Chicago State IL	10	20. Chadron State NE	3
4. Hillsdale MI	31	13. Azusa Pacific CA	8	Missouri Baptist	3
5. Wisconsin-Milwaukee	29	14. Park MO	7	Wisconsin-River Falls	3
6. Midland Lutheran NE	28	15. Malone OH	6	23. Wisconsin-LaCrosse	2
7. Wisconsin-Parkside	24	Siena Heights MI	6	24. Adams State CO	1
8. Doane NE	21	17. Northwestern IA	4	Northern State SD	1
9. Concordia NE	17				

## Individual Event Results

**60-YARD DASH:** 1. Marcia Brown, Wayland Baptist TX, 6.98; 2. Nzael Kyomo, Wayland Baptist TX, 6.99; 3. Carol Bailey, Concordia NE, 7.07; 4. Jocelyn Tatum, Prairie View TX, 7.08; 5. Comfort Igeh, Wayland Baptist TX, 7.12; 6. Donita Perry, Wayland Baptist TX, 7.18.

**60-YARD HURDLES:** 1. Melody Robinson, Midland Lutheran NE, 7.98; 2. LaVonda Lockett, Prairie View TX, 8.02; 3. Martha Hans, Siena Heights MI, 8.04; 4. Kimolyn Vanzant, Prairie View TX, 8.14; 5. Denise Williams, Wayland Baptist TX, 8.28; 6. Marie Palinkas, Hillsdale MI, 8.31.

**440-YARD DASH:** 1. Denise Bullock, Chicago State IL, 55.68; 2. Airat Bakare, Azusa Pacific CA, 55.85; 3. Carol Bailey, Concordia NE, 56.81; 4. Jocelyn Tatum, Prairie View TX, 57.72; 5. Reater Golston, Wayland Baptist TX, 57.85; 6. Althea Thomas, Wayland Baptist TX, 58.69.

**600-YARD RUN:** 1. LaVonda Lockett, Prairie View TX, 1:26.64; 2. Edith Renfro, Prairie View TX, 1:26.71; 3. Althea Thomas, Wayland Baptist TX, 1:26.75; 4. Lisa Wojciechowski, Hillsdale MI, 1:27.61; 5. Kathy Waggoner, Doane NE, 1:28.64; 6. Beth Wilson, Kearney State NE, 1:29.16.

**880-YARD RUN:** 1. Cathy Taylor, Prairie View TX, 2:13.76; 2. Kathy Waggoner, Doane NE, 2:15.79; 3. Anne Hills, Wisconsin-Milwaukee, 2:16.01; 4. Vonda Velgersdyk, Northwestern IA, 2:19.15; 5. Deb Spickelmier, Chadron State NE, 2:20.10; 6. Shelly Wall, Wisconsin-River Falls, 2:20.29.

**1,000-YARD RUN:** 1. Cathy Taylor, Prairie View TX, 2:37.45; 2. Sarah Hiett, Wisconsin-Parkside, 2:38.80; 3. Corrina Zimborski, Wisconsin-Milwaukee, 2:43.09; 4. Mwinga Sote, Wayland Baptist TX, 2:44.45; 5. Andria Brooks, Hillsdale MI, 2:44.67; 6. Devonna Buesing, Concordia NE, 2:45.06.

**ONE-MILE RUN:** 1. Donna Spickelmier, Kearney State NE, 4:57.78 RECORD. Previous mark 4:59.20, Tori Neubauer, Wisconsin-LaCrosse, 1984; 2. Michelle Marter, Wisconsin-Parkside, 4:57.80; 3. Lorie Moreno, Western State CO, 5:05.19; 4. Mwinga Sote, Wayland Baptist TX, 5:11.24; 5. Valari Ambrose, Hillsdale MI, 5:11.86; 6. Trudy Searcy, Emporia State KS, 5:13.56.

**TWO-MILE RUN:** 1. Gina Van Laar, Hillsdale MI, 10:46.81; 2. Erin Gillespie, Hillsdale MI, 10:47.93; 3. Marguerite Skello, Malone OH, 10:48.24; 4. Tracy Nelson, Winona State MN, 10:49.65; 5. Karla Christensen, Midland Lutheran NE, 10:51.01; 6. Doris Watson, Adams State CO, 10:58.81.

**MILE RELAY:** 1. Prairie View TX (LaVonda Lockett, Cathy Taylor, Evan Williams, Jocelyn Tatum), 3:51.37; 2. Wayland Baptist TX (Comfort Igeh, Joanne Solomon, Donita Perry, Reater Golston), 4:00.53; 3. Wisconsin-Milwaukee (Laurie Nowakowski, Felicia Sutton, Ann Thomas, Aberdeen Morton), 4:02.73; 4. Saginaw Valley MI, 4:03.30; 5. Missouri Baptist, 4:10.61.

**TWO-MILE RELAY:** 1. Wisconsin-Milwaukee (Amy Simonsen, Carrie Huen, Anne Hills, Corrina Zimbowski), 9:25.37; 2. Prairie View TX (Edith Renfro, LaVonda Lockett, Jocelyn Tatum, Cathy Taylor), 9:30.07; 3. Kearney State NE (Beth Wilson, Pam Kunze, Paula West, Donna Spickelmier), 9:33.22; 4. Emporia State KS, 9:44.14; 5. Wisconsin-River Falls, 9:44.41; 6. Missouri Baptist, 9:53.07.

**DISTANCE MEDLEY RELAY:** 1. Kearney State NE (Beth Wilson, Tatia Harris, Becky Muma, Donna Spickelmier), 12:26.18; 2. Wisconsin-Parkside (Sarah Hiatt, Yolanda Finley, Jilleen Fobair, Michelle Marter), 12:26.47; 3. Western State CO (Corrine Behrend, Kelley Smoote, Lisa Fitzgerald, Lorie Moreno), 12:30.54; 4. Hillsdale MI, 12:32.77; 5. Emporia State KS, 12:39.88; 6. Wisconsin-Milwaukee, 12:43.73.

**TRIPLE JUMP:** 1. Denise Williams, Wayland Baptist TX, 39-8; 2. Michelle Neal, Prairie View TX, 39-7.50; 3. Melody Robinson, Midland Lutheran NE, 38-5; 4. Kimolyn Vanzant, Prairie View TX, 38-1.75; 5. Patti Harris, Prairie View TX, 38-0.75; 6. Monique Ryckman, Northern State SD, 37-7.25.

**HIGH JUMP:** 1. Sandy Andrews, Midland Lutheran NE, 5-7; 2. Genesia Livingston, Park MO and Trish Bahr, Emporia State KS, 5-6; 4. Pam Ruge, Doane NE and Michelle Tuggle, Wayland Baptist TX, 5-6; 6. Laura Kayler, Wayland Baptist TX, 5-6.

**LONG JUMP:** 1. Michelle Neal, Prairie View TX, 19-7.50; 2. Penny Griffin, Wayland Baptist TX, 19-2.50; 3. Denise Williams, Wayland Baptist TX, 19-0; 4. Comfort Igeh, Wayland Baptist TX, 18-10; 5. Kimolyn Vanzant, Prairie View TX, 18-4.25; 6. Jenifer Durbin, Chadron State NE, 18-0.50.

**SHOT PUT:** 1. Beth Stuart, Kearney State NE, 50-8. **RECORD.** Previous mark 49-10, Sharon Harrison, Prairie View TX, 1986; 2. Connie Hugen, Doane NE, 48-5; 3. Sharon Harrison, Prairie View TX, 48-1.25; 4. Karen Brookens, Concordia NE, 45-7; 5. Kim Woodkey, Wisconsin-LaCrosse, 43-5.75; 6. Lorette Goodwin, Wayland Baptist TX, 43-0.25.

# Wayland Sweeps Team Titles

Wayland Baptist University TX became the first school to capture both men's and women's team titles, highlighting the NAIA National Indoor Track and Field Championships, February 22-23 at Municipal Auditorium in Kansas City, Missouri.

It was the second consecutive national title for Wayland's men's team, the Pioneers scoring the most points in the 20-year history of the meet to easily outdistance second-place Adams State CO, 125-67. The Wayland women had a more difficult time enroute to their team victory, squeezing past Prairie View A&M University, 106-96.

Individually, Wayland had 12 athletes capture 22 All-America honors in the men's division, winning five events, while 11 women earned 21 All-America recognitions and four event titles.

Devon Morris was named the meet's outstanding male performer after winning his second straight 600-yard indoor title, capturing first place in the 440 and anchoring Wayland's winning mile relay team. Morris was one of three Pioneers to place in three events, joining Peter Scott (600, 880, mile relay) and Dennis Moore (440, 600, mile relay). Other event winners for the Pioneers were Alrick Monroe in the 60-yard dash and Kisute Kiboko in the 1,000-yard run.

Wayland struck its biggest blows in the women's division on the first day of competition, scoring 71 points including three event championships to take a 33-point lead over Prairie View. Highlighting the effort was a first place finish by Comfort Igeh in the long jump, Nzael Kyomo's victory in the 60-yard dash and Denise Williams winning the triple jump in the first year for the event in women's competition. Another Pioneer championship on the second day helped claim the team title, when Igeh anchored a Wayland victory in the mile relay.

Jane Romig-Brooker of Cedarville OH was named the outstanding female performer of the meet, setting a record in the 1,000-yard run with a time of 2:36.13 and capturing her second straight NAIA title in that event.

In other performances of note, Adams State's Mark Steward successfully defended his championship in the mile run in a time of 4:08.69, one of four event titles for the Indians in the men's division. Prairie View TX captured five events in the women's division including a national meet record by Sharon Harrison in the shot put (49-10½) and a second straight championship for Lavonda Luckett in the 600-yard run.

Wayland's John Creer was voted the national indoor coach of the year in both the men's and women's divisions.



Devon Morris



Jane Romig-Brooker

## MEN'S TEAM SCORING

1.	Wayland Baptist TX	125
2.	Adams State CO	67
3.	Oklahoma Christian	36
4.	Azusa Pacific CA	34
5.	Central State OK	26
	Missouri Baptist	26
7.	Southwestern KS	21
8.	Prairie View TX	17
9.	Park MO	13
10.	Lubbock Christian TX	10
	Nebraska Wesleyan	10
	Ottawa KS	10
	Tarkio MO	10
	Western State CO	10
	Wisconsin-Eau Claire	10
	Wisconsin-LaCrosse	10
17.	Saginaw Valley MI	8.75
18.	Anderson IN	8
	Cedarville OH	8
	Malone OH	8
	Northwestern Oklahoma	8
	School of the Ozarks MO	8
23.	Berry GA	7
	Fort Hays State KS	7
	Northwood MI	7
26.	Pittsburg State KS	6
	Whitworth WA	6
	Wisconsin-Parkside	6
29.	Hillsdale MI	5
30.	Concordia NE	4
	Moorhead State MN	4
	Southern Arkansas	4
33.	Doane NE	3.5
34.	Hastings NE	2
	Midland Lutheran NE	2
	Northwestern IA	2
	Oklahoma Baptist	2
38.	Chicago State IL	2
	Dakota State SD	2
	Loras IA	2
	Panhandle State OK	2
	Siena Heights MI	2
	Wisconsin-Stout	2
44.	Harding AR	.75

## WOMEN'S TEAM SCORING

1.	Wayland Baptist TX	106
2.	Prairie View A&M TX	96
3.	Midland Lutheran NE	26
4.	Kearney State NE	24
5.	Wisconsin-Milwaukee	21
6.	Adams State CO	20
7.	Moorhead State MN	15
	Wisconsin-Eau Claire	15
9.	Emporia State KS	14
	Jamestown ND	14
	Wisconsin-Parkside	14
12.	Doane NE	13
13.	Wisconsin-Stout	12
14.	Hillsdale MI	11
15.	Cedarville OH	10
16.	North Florida	9
17.	Tarleton State TX	8
18.	Fort Hays State KS	6
	Northwestern IA	6
	Wayne State NE	6
21.	Malone OH	4
	Wisconsin-LaCrosse	4
23.	Northern State SD	3
24.	Missouri Baptist	2
	Park MO	2
	Siena Heights MI	2
27.	Northwood MI	1



# Individual Results

**60-YARD DASH:** 1. **Alrick Munroe, Wayland Baptist TX, 6.23;** 2. Carlos Reynolds, Wayland Baptist TX, 6.37; 3. Roscellius Pope, Wayland Baptist TX, 6.41; 4. David Palmer, Concordia NE, 6.41; 5. Monte Weathers, Pittsburg State KS, 6.42; 6. Jimmy McGriff, Chicago State IL, 6.47

**60-YARD HIGH HURDLES:** 1. **Scott Etherton, Nebraska Wesleyan, 7.35;** 2. Kevin McKinley, Prairie View A&M TX, 7.37; 3. Brian Arnold, Azusa Pacific CA, 7.43; 4. Matt Kriesel, Wisconsin-LaCrosse, 7.57; 5. Mike Auman, Doane NE, 7.61; 6. Dale Dolezal, Fort Hays State KS, 7.65

**440-YARD DASH:** 1. **Devon Morris, Wayland Baptist TX, 47.84;** 2. Dennis Moore, Wayland Baptist TX, 48.49; 3. Travis McKinley, Adams State CO, 48.62; 4. Tony King, Malone OH, 50.28; 5. Carlos Reynolds, Wayland Baptist TX, 50.90; 6. Kevin McGehee, Oklahoma Baptist, 52.01

**600-YARD RUN:** 1. **Devon Morris, Wayland Baptist TX, 1:10.28;** 2. Patrick Nwanguzo, Wayland Baptist TX, 1:11.95; 3. Peter Scott, Wayland Baptist TX, 1:12.28; 4. Tony King, Malone OH, 1:12.39; 5. Dennis Moore, Wayland Baptist TX, 1:12.80; 6. Chris Robertson, Prairie View TX, 1:14.33

**880-YARD RUN:** 1. **Maurice Smith, Adams State CO, 1:53.09;** 2. Kisute Kiboko, Wayland Baptist TX, 1:53.34; 3. Keith Singleton, Central State OK, 1:54.18; 4. Peter Scott, Wayland Baptist TX, 1:55.32; 5. Anthony Leaks, Missouri Baptist, 1:57.41; 6. Mark Gregory, Park MO, 1:57.61

**1,000 YARD RUN:** 1. **Kisute Kiboko, Wayland Baptist TX, 2:11.62;** 2. Dave More, Park MO, 2:13.23; 3. Alex Torrez, Lubbock Christian TX, 2:13.49; 4. Paul Dressen, Wayland Baptist TX, 2:14.05; 5. Craig Curran, Midland Lutheran NE, 2:14.43; 6. Jamonty Washington, Northwood Institute MI, 2:14.56

**MILE RUN:** 1. **Mark Steward, Adams State CO, 4:08.69;** 2. Brian Williams, Anderson IN, 4:14.24; 3. Ken Woodard, Adams State CO, 4:14.89; 4. David Matherne, Berry GA, 4:15.19; 5. Jeff Vanderberg, Northwestern IA, 4:15.26; 6. Wade Perry, Siena Heights MI, 4:15.28

**TWO-MILE RUN:** 1. **Robert Ferguson, Adams State CO, 9:03.21;** 2. Tom Hill, Cedarville OH, 9:05.48; 3. Dan Bryant, Missouri Baptist, 9:05.81; 4. Matthew Lenz, Southwestern KS, 9:11.40; 5. Glenn Roach, Berry GA, 9:12.75; 6. Jack Sperber, Adams State CO, 9:12.87

**THREE-MILE RUN:** 1. **Eduardo Navas, Western State CO, 14:35.48;** 2. Nelson Begay, Central State OK, 14:37.68; 3. Tim Renzelmann, Wisconsin-Parkside, 14:38.76; 4. James Seefeldt, Adams State CO, 14:45.23; 5. Robert Lemuel, Saginaw Valley State MI, 14:47.55; 6. Patrick O'Grady, Berry GA, 14:47.73

**MILE RELAY:** 1. **Wayland Baptist TX (Peter Scott, Patrick Nwanguzo, Dennis Moore, Devon Morris), 3:17.32;** 2. Prairie View A&M TX (Jeff Williams, Chris Robertson, Kevin McKinley, Lance Greene), 3:21.69; 3. Central State OK (Doug Gonzales, Mike Cherry, Mike Hogan, Keith Singleton), 3:22.16; 4. Southern Arkansas, 3:22.30; 5. Lubbock Christian TX, 3:25.59; 6. Loras IA, 3:32.09

**TWO-MILE RELAY:** 1. **Missouri Baptist (Gene Pitman, Gary Jones, Terry Plunkett, Anthony Leaks), 7:46.14;** 2. Southwestern KS (William Carter, Torey Keller, John Cato, Rick Kutt), 7:49.96; 3. Oklahoma Christian (Brent Fowler, Don Smith, Scott Farris, Brett McKnight), 7:50.48; 4. Central State OK, 7:52.24; 5. Lubbock Christian TX, 7:53.89; 6. Wisconsin-Stout, 7:57.07

**DISTANCE MEDLEY RUN:** 1. **Adams State CO (Paul Sims, Travis McKinley, Maurice Smith, Mark Steward), 10:05.73;** 2. Missouri Baptist (Anthony Leaks, Tony Chatman, Gary Jones, Dan Bryant), 10:12.52; 3. Oklahoma Christian (Brett McKnight, Don Smith, Brent Fowler, Scott Farris), 10:17.98; 4. Park MO, 10:19.44; 5. Southwestern KS, 10:19.86; 6. Hillsdale MI, 10:22.08

**TRIPLE JUMP:** 1. **Curt Christiansen, Adams State CO, 15.07 (49-05.25);** 2. Loxley Walters, School of the Ozarks MO, 15.00 (49-02.5); 3. Emmanuel Owivri, Wayland Baptist TX, 14.84 (48-08.25); 4. Don Carter, Fort Hays State KS, 14.79 (48-06.0); 5. Darrell Epps, Hastings NE, 14.61 (47-11.0); 6. Cliff Lattin, Panhandle State OK, 14.45 (47-05.0)

**HIGH JUMP:** 1. **Steffen Smith, Ottawa KS, 2.13 (7-00.0);** 2. Don Raleigh, Northwestern State OK, 2.08 (6-10.0); 3. Mark Rohm, Wisconsin-LaCrosse, 2.08 (6-10.0); 4. Herb Ford, Oklahoma Christian, 2.08 (6-10.0); 5. Don Carter, Fort Hays State KS, 2.08 (6-10.0); 6. Mark Elliston, Oklahoma Baptist, 2.03 (6-08.0)

**SHOT PUT:** 1. **John Mago, Wisconsin-Eau Claire, 16.20 (53-01.75);** 2. Christian Okoye, Azusa Pacific CA, 16.17 (53-00.75); 3. Tonyo Sylvester, Southwestern KS, 16.04 (52-07.5); 4. Craig Peterson, Moorhead State MN, 15.96 (52-04.5); 5. Steve Prokop, Azusa Pacific CA, 15.94 (52-03.75); 6. Adam Clark, Dakota State SD, 15.72 (51-07.0)

**POLE VAULT:** 1. **Jeff Hanoch, Oklahoma Christian, 4.98 (16-04.0);** 2. Mike Stevens, Oklahoma Christian, 4.87 (16-00.0); 3. Mark Unicume, Whitworth WA, 4.77 (15-08.0); 4. Mike Meek, Pittsburg State KS, 4.77 (15-08.0); 5. Larry Weaver, Saginaw Valley State MI, 4.57 (15-00.0); 6. Ed Vanderkaaij, Harding AR, 4.57 (15-00.0)

**LONG JUMP:** 1. **Claude Perkins, Tarkio MO, 7.32 (24-00.5);** 2. Philmore Morris, Wayland Baptist TX, 7.30 (23-11.5); 3. Ivan Lowe, Northwood Institute MI, 7.14 (23-05.25); 4. Alrick Munroe, Wayland Baptist TX, 7.11 (23-04.0); 5. Teddy Booker, Oklahoma Christian, 7.05 (23-10.75); 6. Borns Andama, Wayland Baptist TX, 6.97 (22-08.5)

**WEIGHT THROW:** 1. **Mike Maynard, Azusa Pacific CA, 19.76 (64-10.0);** 2. Christian Okoye, Azusa Pacific CA, 19.02 (62-00.5); 3. John Robinson, Saginaw Valley St. MI, 17.75 (58-03.0); 4. John Chandler, Hillsdale MI, 16.20 (52-02.0); 5. Dan Erwin, Central State OK, 15.74 (51-08.0); 6. Dan Dickey, Southwestern KS, 14.86 (48-09.0)

**NOTE:** Top 6 individuals in each event and top 3 in each relay were named NAIA All-Americans.

**OUTSTANDING MALE PERFORMER:** Devon Morris, Wayland Baptist TX

**COACH OF THE YEAR:** John Creer, Wayland Baptist TX

# Individual Results

**60-YARD DASH:** 1. Nzael Kyomo, Wayland Baptist TX, 6.96; 2. Comfort Igeh, Wayland Baptist TX, 7.02; 3. Starlette Daniels, Wayland Baptist TX, 7.09; 4. Shirley Wilcots, Adams State CO, 7.15; 5. Shana Ford, Prairie View TX, 7.22; 6. Marcia Brown, Wayland Baptist TX, 7.26

**60-YARD HURDLES:** 1. Brenda Jarvis, Adams State CO, 8.00; 2. Lavonda Luckett, Prairie View TX, 8.05; 3. Denise Williams, Wayland Baptist TX, 8.18; 4. Melody Robinson, Midland Lutheran NE, 8.21; 5. Martha Hans, Siena Heights MI, 8.28; 6. Marie Palinkas, Hillsdale MI, 8.33

**440-YARD DASH:** 1. Jocelyn Tatum, Prairie View TX, 55.72; 2. Althea Thomas, Wayland Baptist TX, 56.96; 3. Florence Ushieagu, Wayland Baptist TX, 57.91; 4. Evan Williams, Prairie View TX, 57.94; 5. Reater Golston, Wayland Baptist TX 58.10; 6. Wanda Clay, Prairie View TX, 1:00.58

**600-YARD RUN:** 1. Lavonda Luckett, Prairie View TX, 1:24.46; 2. Norrie McAfee, Prairie View TX, 1:25.03; 3. Edith Renfro, Prairie View TX, 1:26.80; 4. Cindy Heesacker, Wayne State NE, 1:26.90; 5. Bernice Jackson, Park MO, 1:27.93; 6. Althea Thomas, Wayland Baptist TX, 1:28.90

**880-YARD RUN:** 1. Cathy Taylor, Prairie View TX, 2:14.96; 2. Teresa Lloyd, Jamestown ND, 2:15.34; 3. Vonda Velgersdyk, Northwestern IA, 2:17.22; 4. Anne Hills, Wisconsin-Milwaukee, 2:17.89; 5. Debra Spickelmier, Kearney State NE, 2:17.99; 6. Regan tenBensel, Doane NE, 2:17.99

**1000-YARD RUN:** \*1. Jane Romig-Brooker, Cedarville OH, 2:36.13; 2. Chris Goepel, Wisconsin-Eau Claire, 2:36.21; 3. Teresa Lloyd, Jamestown ND, 2:36.80; 4. Kathleen Ireland, Wisconsin-LaCrosse, 2:37.05; 5. Sarah Hiett, Wisconsin-Parkside, 2:37.29; 6. Cathy Taylor, Prairie View TX, 2:37.83

**MILE RUN:** 1. Kelly McCammon, Emporia State KS, 5:02.09; 2. Mwinga Sote, Wayland Baptist TX, 5:02.45; 3. Michelle Marter, Wisconsin-Parkside, 5:04.39; 4. Valarie Ambrose, Hillsdale MI, 5:06.95; 5. Lenea Reinschmidt, Northern State SD, 5:07.32; 6. Terry Ferlic, Wisconsin-Eau Claire, 5:12.68

**TWO-MILE RUN:** 1. Lynn Bouche, Wisconsin-Milwaukee, 10:47.33; 2. Shiela Geere, Wisconsin-Stout, 10:47.95; 3. Erin Gillespie, Hillsdale MI, 10:49.75; 4. Sue Meyer, Wisconsin-Stout, 10:49.77; 5. Susan Stine, Emporia State KS, 10:50.11; 6. Teresa Greenwood, Moorhead State MN, 10:50.72

**MILE RELAY:** 1. Wayland Baptist TX (Starlette Daniels, Reater Golston, Florence Ushieagu, Comfort Igeh), 3:55.31; 2. Prairie View TX (Lavonda Luckett, Norrie McAfee, Cathy Taylor, Jocelyn Tatum), 3:56.43; 3. Adams State CO (Jody Massey, Shirley Wilcots, April Campbell, Brenda Jarvis), 4:01.86; 4. Doane NE, 4:09.85; 5. Missouri Baptist, 4:12.38; 6. Saginaw Valley State MI, Disqualified

**TWO-MILE RELAY:** 1. Prairie View TX (Sandra Latham, Norrie McAfee, Lavonda Luckett, Cathy Taylor), 9:17.24; 2. Kearney State NE (Becky Muma, Barb Herbek, Donna Spickelmier, Deb Spickelmier), 9:28.22; 3. Wisconsin-Eau Claire, (Chris Goepel, Julie Johnson, Sue Kortenkamp, Terri Ferlic), 9:28.34; 4. Moorhead State MN, 9:29.96; 5. Wisconsin-Milwaukee, 9:32.30; 6. North Florida, 9:36.14

**DISTANCE MEDLEY RELAY:** 1. Kearney State NE (Deb Spickelmier, Tatia Harris, Barb Herbek, Donna Spickelmier), 12:10.77; 2. North Florida (Kim Jarvis, Angie Mogielski, Wendy Hagmann, Jenny Lamoreaux), 12:22.16; 3. Wisconsin-Parkside (Sarah Hiett, Jacqueline Cotton, Michelle Marter, Jilleen Fobair), 12:23.16; 4. Wisconsin-Milwaukee, 12:28.50; 5. Emporia State KS, 12:29.97; 6. Northern State SD, 12:35.46

**HIGH JUMP:** 1. Erika Hohenstein, Moorhead State MN, 1.70 (5-07); 2. Donna Randolph, Tarleton State TX, 1.67 (5-06); 3. Sandy Andrews, Midland Lutheran NE, 1.67 (5-06); 3. Erica Knowles, Malone OH, 1.67 (5-06); 5. Shawn Nick, Midland Lutheran NE, 1.67 (5-06); 6. Julane Thayer, Northwood Institute MI, 1.67 (5-06)

**SHOT PUT:** \*1. Sharon Harrison, Prairie View TX, 15.20 (49-10.5); 2. Connie Hugen, Doane NE, 15.19 (49-10.25); 3. Brenda Wolf, Fort Hays State KS, 14.56 (47-09.5); 4. Beth Stuart, Kearney State NE, 13.65 (44-09.5); 5. Diana Asay, Wayne State NE, 13.34 (43-09.25); 6. Sheri Davis, Wisconsin-Milwaukee, 13.24 (43-05.25)

**LONG JUMP:** 1. Comfort Igeh, Wayland Baptist TX, 6.21 (20-04.75); 2. Denise Williams, Wayland Baptist TX, 6.13 (20-01.5); 3. Shana Ford, Prairie View TX, 5.73 (18-09.75); 4. Penny Griffin, Wayland Baptist TX, 5.72 (18-09.25); 5. Jami Shores, Wayland Baptist TX, 5.48 (18-00.0); 6. Michelle Neal, Prairie View TX, 5.46 (17-11.0)

**TRIPLE JUMP:** \*1. Denise Williams, Wayland Baptist TX, 12.21 (40-00.75); 2. Melody Robinson, Midland Lutheran NE, 11.76 (38-07.0); 3. Sandy Andrews, Midland Lutheran NE, 11.25 (36-11.0); 4. Penny Griffin, Wayland Baptist TX, 11.12 (36-06.0); 5. Jami Shores, Wayland Baptist TX, 11.07 (36-04.0); 6. Felicia Hollister, Prairie View TX, 11.04 (36-02.5)

**OUTSTANDING FEMALE PERFORMER:** Jane Romig-Brooker, Cedarville OH

**COACH OF THE YEAR:** John Creer, Wayland Baptist TX

**NOTE:** Top 6 individuals in each event and top 3 in each relay were named NAIA All-Americans.

\*Indicates new National Record



# Winning is Old Hat for Central State

MINOT, ND—Joe Starzenski pinned Tim Satre of Southern Oregon in the championship match of the 134-pound weight class giving Central State University OK an unprecedented third consecutive team title in the NAIA National Wrestling Championships, March 7-9 at Minot State College.

Starzenski's win insured the Bronchos of the team title in the closest finish since 1978. Central State compiled a final total of 98.5 to edge Southern Oregon State College which finished at 91.25. Simon Fraser BC had three weight class champions and finished third in the team standings with 83.25 points followed by West Liberty State WV in fourth place with 55.25.

"I feel especially happy for the four seniors who really held this team together," said Broncho coach David

James who was voted the national coach of the year. "They've been together a long time and there's no better way to go out than as champions."


Elsewhere, focus centered on seniors Paul Syvrud of Jamestown College ND and Bob Molle of Simon Fraser. Syvrud earned his third national individual title with a major decision in the 158-pound final and was named the tournament's outstanding wrestler for the second straight year. Molle, a silver medalist in the 1984 Olympics, closed out his collegiate career with his fourth consecutive heavyweight championship.

Other repeat winners were Southern Oregon's Steve Tekander, winning his second straight title at 167-pounds, and Dave Harvey of Northern State SD, who won the 126-pound championship after capturing the 118-pound title in 1985. Ed

Sernoski at 150 pounds and Greg Edgelow at 177 joined Molle to make Simon Fraser the only multi-event winners.

Rounding out the other individual champions were Greg Dravis of Minnesota-Morris (118), Jeff Kloetzer of Northern Montana (142) and Mike Zerr of Western State CO (190).

Central State has now won six of the last eight NAIA team titles and only Adams State CO has won more (seven) championships. The Bronchos have a career total of 19 individual champions, third behind Adams State and Lock Haven PA, each with 25.

The 31st annual NAIA national Wrestling Championships are slated for March 5-7, 1987, hosted by West Liberty State College, West Liberty, West Virginia. 



*Greg Dravis  
Minnesota-Morris*



*Dave Harvey  
Northern State*



*Joe Starzenski  
Central State*



*Jeff Kloetzer  
Northern Montana*



*Ed Sernoski  
Simon Fraser*



*Paul Syvrud  
Jamestown*



*Steve Tekander  
Southern Oregon*



*Greg Edgelow  
Simon Fraser*



*Mike Zerr  
Western State*



*Bob Molle  
Simon Fraser*





# NCAA DISTRICT II

## TRACK & FIELD CHAMPIONSHIPS MAY 8-9, 1987

### EVENT MARCHON MEN/WOMEN

PL.	NAME	MARK	SCHOOL
1	JOHN EDEN	2:45.30	NNC
2	JDE ALVETA	2:42.30	SOSC
3	ERIK JENSEN	2:54.56	EDSC
4	CHRIS DUQUETTE	2:55.45	WU
5	MIKE DEL DONNO	3:00.48	WU
6	JAY COLEMAN	3:06.34	WU
7			
8			

### TEAM SCORES

EOSC	GFC	L&C	Lin	NNC	SOSC	WOSC	WU
6	0	0	0	10	8	0	7
6	0	0	0	10	8	0	7
9							
10							
11							
12							
13							

### EVENT DECATHLON MEN/WOMEN

PL.	NAME	MARK	SCHOOL
1	MIKE ALBERT	6256	NNC
2	HAWN STEFN	5991	EDSC
3	DAVID NICKELL	5940	CE
4	DARRYL STICKLES	5924	WOSC
5	KURT HARGETT	5855	WOSC
6	SCOTT HEALY	5691	WU
7	KEVIN TAYLOR	5666	SOSC
8	DWIGHT F. JENCH	5634	WOSC

### TEAM SCORES

EOSC	GFC	L&C	Lin	NNC	SOSC	WOSC	WU
8	6	0	0	10	0	6	1
14	6	0	0	20	3	6	8
9							
10							
11							
12							
13							

### EVENT Hammer MEN/WOMEN

PL.	NAME	MARK	SCHOOL
1	Soren Sorenson	172' 8"	WOSC
2	David Collins	161' 3"	WU
3	Doug Dean	160' 7"	Lin
4	Randy Sottell	155' 7"	SOSC
5	Matt Lydum	151' 10"	WOSC
6	Mike Watts	150' 6 1/2"	GFC
7	Kyle Kobow	148' 2"	Lin
8	Dave Elkins	137' 11"	GFC

### TEAM SCORES

EOSC	GFC	L&C	Lin	NNC	SOSC	WOSC	WU
0	1	0	6	0	4	12	8
14	7	0	6	20	12	18	16
9							
10							
11							
12							
13							

### EVENT 10000 MEN/WOMEN

PL.	NAME	MARK	SCHOOL
1	Greg Miller		EOSC
2	Kevin Wright		NNC
3	Joshua Sacan		SOSC
4	John Weisel		Lin
5	Kevin Kelly		WU
6	Eric Jensen		EOSC
7			
8			

### TEAM SCORES

EOSC	GFC	L&C	Lin	NNC	SOSC	WOSC	WU
11	0	0	4	8	6	0	2
25	7	0	10	22	18	18	18
9							
10							
11							
12							
13							

# NANA DISTRICT II

## TRACK & FIELD CHAMPIONSHIPS MAY 8-9, 1987

### EVENT Discus MEN/WOMEN

PL.	NAME	MARK	SCHOOL
1	Soren Sorenson	161' 4"	WOSC
2	Randy Settell	155' 3"	SOSC
3	Mike Watts	144' 8"	GFC
4	Doug Sommer	143' 9"	WU
5	Steve Curt	142' 3"	NNC
6	Dale Osborne	142' 1"	SOSC
7	Eric Cooley	137'	WU
8	Tim Stashin	132' 6"	SOSC

### TEAM SCORES

EOSC	GFC	L&C	Lin	NNC	SOSC	WOSC	WU
0	6	0	0	2	9	10	4
25	13	0	10	30	27	28	22
9	Arnold Wardwell	130'	SOSC				
10	Matt Lydum	120' 6"	WOSC				
11							
12							
13							

### EVENT Long Jump MEN/WOMEN

PL.	NAME	MARK	SCHOOL
1	Gareth Posten	23' 6 3/4"	WU
2	P.J. Conrad	22' 4"	Lin
3	Kurt Hargrett	22' 1/4"	WOSC
4	Gerry Clark	22' 1/4"	WOSC
5	Kevin Conners	21' 6"	WU
6	Will Waddell	21' 6"	EOSC
7	Russ Burker	21' 5 1/4"	SOSC
8	Todd Chandler	21' 2 1/2"	SOSC

### TEAM SCORES

EOSC	GFC	L&C	Lin	NNC	SOSC	WOSC	WU
1	0	0	8	0	0	10	12
26	13	0	18	30	27	28	31
9	Scott Noren	20' 4 3/4"	SOSC				
10	Ken Ouellette	20' 3 1/2"	L&C				
11	Dale Huemmeler	19' 8 1/4"	NNC				
12							
13							

### EVENT High Jump MEN/WOMEN

PL.	NAME	MARK	SCHOOL
1	Shawn Granger	6' 6"	SOSC
2	Shawn Steen	6' 4"	EOSC
3	Steve Seymour	6' 2"	Lin
3	Dwight French	6' 2"	WOSC
5	Lance Hansen	6' 2"	Lin
6	Rob Kiewer	6' 0"	WU
7	Bob Carnes	6' 0"	WOSC
7	Will Waddell	6' 0"	EOSC

### TEAM SCORES

EOSC	GFC	L&C	Lin	NNC	SOSC	WOSC	WU
8	0	0	7	0	10	5	1
34	13	0	25	30	37	43	35
9							
10							
11							
12							
13							

### EVENT Steeplechase MEN/WOMEN

PL.	NAME	MARK	SCHOOL
1	Jaron Sele	9:25.49	WOSC
2	Duke Rittenhouse	9:30.42	L&C
3	Mike Paddock	9:35.95	SOSC
4	Bruce Holbrook	9:49.44	SOSC
5	John Cord	9:55.50	NNC
6	Ron Ares	9:59.29	L&C
7	Kevin Winfield	10:02.04	WOSC
8	Eric Hartman	10:16.25	L&C

### TEAM SCORES

EOSC	GFC	L&C	Lin	NNC	SOSC	WOSC	WU
0	0	9	0	2	10	10	0
34	13	9	25	32	47	63	35
9							
10							
11							
12							
13							

# NCAA DISTRICT II

## TRACK & FIELD CHAMPIONSHIPS MAY 8-9, 1987

### EVENT SHOT PUT (MEN/WOMEN)

PL.	NAME	MARK	SCHOOL
1	RANDY CATTALL	59'-8 1/2"	SOSC
2	KIM BROWN	52'-1"	WOSC
3	Arnold Wardwell	51'-11 1/2"	SOSC
4	MIKE County	50'-9 1/2"	SOSC
5	SOREN SORENSON	49'-11"	WOSC
6	David Collins	48'-2"	WU
7	Hank WYBORNAY	46'-0"	NAC
8	Dale Osborne	47'-6 1/2"	SOSC

### TEAM SCORES

EOSC	GFC	L&C	Lin	NAC	SOSC	WOSC	WU
0/34	0/13	0/9	0/25	0/32	20/67	10/63	1/36
9	Steve Curl	47'-3 1/2"	NAC				
10	Todd Danxs	44'-3"	WOSC				
11							
12							
13							

### EVENT 10-K WALK (MEN/WOMEN)

PL.	NAME	MARK	SCHOOL
1	Rwinda Jacobs	46:56.2	WU
2	Troy D'Donnell	53:12.94	WU
3	Jeff Kiltan	53:53.9	WU
4	Tom Mills	57:49.64	SOSC
5	Mitch Seal	NT	FOSC
6	Dave Jaconelli	58:58.49	WOSC
7			
8			

### TEAM SCORES

EOSC	GFC	L&C	Lin	NAC	SOSC	WOSC	WU
2/36	0/13	0/9	0/25	0/32	4/71	1/64	27/60
9							
10							
11							
12							
13							

### EVENT 4x100m (MEN/WOMEN)

PL.	NAME	MARK	SCHOOL
1	GFC	43.39	
2	WU	43.59	
3	LIN	43.73	
4	SOSC	44.00	
5	LC	44.13	
6	NAC	44.79	
7			
8			

### TEAM SCORES

EOSC	GFC	L&C	Lin	NAC	SOSC	WOSC	WU
0/36	10/23	2/11	6/31	1/33	4/75	0/64	8/68
9							
10							
11							
12							
13							

*X*  
*Omni*  
*Muller*  
*Conley*  
*Cumms*

### EVENT 1500m (MEN/WOMEN)

PL.	NAME	MARK	SCHOOL
1	Wes Tikaver	3:56.13	WOSC
2	Paul Aze's	4:00.71	LC
3	Bob Craig	4:01.56	SOSC
4	Mike Amstutz	4:03.75	EOSC
5	Brad Holbrook	4:05.56	SOSC
6	Mike Paddack	4:05.99	SOSC
7	Duke Ritenhouse	4:07.99	LC
8	Jason Sale	4:08.06	WOSC

### TEAM SCORES

EOSC	GFC	L&C	Lin	NAC	SOSC	WOSC	WU
4/40	0/23	8/19	0/31	0/33	9/84	10/74	0/68
9	JAY CLARK	4:13.94	NAC				
10	BOB WOOD	4:22.7	WOSC				
11							
12							
13							

# DISTRICT II

## TRACK & FIELD CHAMPIONSHIPS MAY 8-9, 1987

### EVENT Triple Jump MEN/WOMEN

PL.	NAME	MARK	SCHOOL
1	Kevin Connors	46'-4 1/2"	WU
2	John Prevorsek	43'-10 1/2"	LIN
3	Kele Masters	43'-5"	LIN
4	Dwight French	43'-3 1/4"	WOSC
5	Ken Ouellette	42'-8 1/2"	LC
6	Shawn Granger	42'-5 3/4"	SOSC
7	Scott Alford	42'-4 1/2"	SOSC
8	Russell Burke	41'-10 3/4"	SOSC

### TEAM SCORES

EOSC	GFC	L&C	Lin	NNC	SOSC	WOSC	WU
0	0	2	14	0	1	4	10
40	33	21	45	33	65	78	78
9	Pat Leeper		40'-1 1/4"		GFC		
10							
11							
12							
13							

### EVENT 110 Ht+ MEN/WOMEN

PL.	NAME	MARK	SCHOOL
1	Adolphus Owea	14.28	GFC
2	Jim Rupp	14.94	SOSC
3	Sam Lantry	15.04	WU
4	Scott Cummins	15.12	GFC
5	Darrel Stokes	15.23	WOSC
6	Dave Kelly	15.42	LC
7	Don Thomas	15.55	WU
8	Bob Cornes	15.63	WOSC

### TEAM SCORES

EOSC	GFC	L&C	Lin	NNC	SOSC	WOSC	WU
0	14	1	0	0	8	2	6
40	37	22	45	33	43	30	54
9							
10							
11							
12							
13							

### EVENT 400 m Dash MEN/WOMEN

PL.	NAME	MARK	SCHOOL
1	Mike Gilbert	48.96	NNC
2	Tim Postley	49.91	GFC
3	David Sparrre	50.51	WU
4	Gareth Proctor	50.84	WU
5	Frank Van Dyke	51.41	WOSC
6	Tim Dorsey	52.49	SOSC
7	Greg Beery	52.98	L&C
8			

### TEAM SCORES

EOSC	GFC	L&C	Lin	NNC	SOSC	WOSC	WU
0	8	0	0	10	1	2	10
40	45	22	45	43	94	39	94
9							
10							
11							
12							
13							

### EVENT Pole Vault MEN/WOMEN

PL.	NAME	MARK	SCHOOL
1	Kevin Taylor		SOSC
2	Mike Gilbert		NNC
3	Jeff Frydler		WU
4	Mike Gile		WU
5	Dave Elkins		GFC
6	Jeff Harts		L&C
7			
8			

### TEAM SCORES

EOSC	GFC	L&C	Lin	NNC	SOSC	WOSC	WU
0	2	1	0	8	10	0	10
41	47	22	45	61	104	32	121
9							
10							
11							
12							
13							

SF

\*  
13-4

# DISTRICT II

## TRACK & FIELD CHAMPIONSHIPS MAY 8-9, 1987

### EVENT 100m Dash MEN/WOMEN

### TEAM SCORES

PL.	NAME	MARK	SCHOOL	EOSC	GFC	L&C	Lin	NNC	SOSC	WOSC	WU
1	Mark Crane	11.08	L&C	0	0	10	3	0	0	10	0
2	Mark Berry	11.27	SOSC	40	47	33	48	51	112	92	102
3	Tim Bismant	11.29	WOSC								
4	Kurt Harget	11.31	WOSC	9							
5	Mark Brown	11.42	Lin	10							
6	Mark Anderson	11.47	Lin	11							
7	Jeff Wiltzell	11.59	WU	12							
8	Les Taylor	12.01	WOSC	13							

### EVENT 200m MEN/WOMEN

### TEAM SCORES

PL.	NAME	MARK	SCHOOL	EOSC	GFC	L&C	Lin	NNC	SOSC	WOSC	WU
1	Westlaner	1:53.71	WOSC	0	0	1	0	3	4	10	5
2	Steve Yeager	1:55.59	NNC	44	47	34	48	59	116	102	112
3	Rob McGinnis	1:55.72	WU								
4	Arnon Harding	1:56.62	SOSC	9							
5	Jack Patton	1:57.78	WU	10							
6	Bob Harris	1:58.16	L&C	11							
7	Bob Craig	2:01.39	SOSC	12							
8				13							

### EVENT Javelin MEN/WOMEN

### TEAM SCORES

PL.	NAME	MARK	SCHOOL	EOSC	GFC	L&C	Lin	NNC	SOSC	WOSC	WU
1	Tim Williams	208'5"	WU	0	6	0	1	6	8	0	10
2	Mike County	197'10"	SOSC	40	53	34	44	65	64	102	132
3	Dava Edwards	189'5"	NNC								
4	David Nickill	185'11"	GFC	9							
5	Mike Watts	184'12"	GFC	10							
6	John Weeks	182'11"	Lin	11							
7				12							
8				13							

### EVENT 400m I.H. MEN/WOMEN

### TEAM SCORES

PL.	NAME	MARK	SCHOOL	EOSC	GFC	L&C	Lin	NNC	SOSC	WOSC	WU
1	Bob DeVulore	53.76	WU	1	8	0	6	0	0	0	16
2	Scott Cummins	56.03	GFC	41	101	31	55	15	13	102	138
3	Doug Rogers	56.04	Lin								
4	Dan Thomas	56.82	WU	9							
5	Jeff Wiltzell	58.16	WU	10							
6	Shawn Steer	58.67	FOSC	11							
7				12							
8				13							

# NANA DISTRICT II

## TRACK & FIELD CHAMPIONSHIPS MAY 8-9, 1987

### EVENT 200m MEN/WOMEN

### TEAM SCORES

PL.	NAME	MARK	SCHOOL	EOSC	GFC	L&C	Lin	NNC	SOSC	WOSC	WU
1	Mark Maine	22.18	L&C	1	0	10	0	2	4	6	8
2	David Searce	22.71	WU	4	1	4	5	6	12	10	14
3	Tim Burmont	22.80	WOSC								
4	Mark Berry	22.87	SOSC	9							
5	Mike Gilbert	23.10	NAC	10							
6	Nate Korchert	23.93	EOSC	11							
7				12							
8				13							

### EVENT 500m MEN/WOMEN

### TEAM SCORES

PL.	NAME	MARK	SCHOOL	EOSC	GFC	L&C	Lin	NNC	SOSC	WOSC	WU
1	Greg Miller	15:15.70	EOSC	10	0	0	4	6	2	1	8
2	Frick Lardner	15:33.68	WU	5	1	0	5	6	12	10	14
3	Kevin Wright	15:39.30	NAC								
4	Yin Iow	15:47.11	Lin	9							
5	Bob Jullare	15:48.60	SOSC	10							
6	David Jordan	15:51.42	WOSC	11							
7	Brian Reick	16:01.27	WOSC	12							
8	Yshia Eason	16:05.43	EOSC	13							

### EVENT 4x400 Relay MEN/WOMEN

### TEAM SCORES

PL.	NAME	MARK	SCHOOL	EOSC	GFC	L&C	Lin	NNC	SOSC	WOSC	WU
1	WOSC	3:22.57		0	8	0	2	1	4	10	6
2	GFC	3:22.57		5	1	4	1	7	13	11	12
3	WU	3:22.70		7	5	8	6	4	2	3	15
4	SOSC	3:26.70		9							
5	Lin	3:27.79		10							
6	NAC	3:26.89		11							
7	EOSC	3:30.17 (HT)		12							
8				13							

\*  
@ma  
Suzie  
Memio  
Conley

### EVENT MEN/WOMEN

### TEAM SCORES

PL.	NAME	MARK	SCHOOL	EOSC	GFC	L&C	Lin	NNC	SOSC	WOSC	WU
1											
2											
3											
4				9							
5				10							
6				11							
7				12							
8				13							

# NATA DISTRICT II

## TRACK & FIELD CHAMPIONSHIPS MAY 8-9, 1987

### EVENT MARATHON ~~MEN~~ WOMEN

PL.	NAME	MARK	SCHOOL
1	ELAINE DELSMAN	3:17	SOSC
2	KALI HAVERSTOCK	3:51.07	GFC
3			
4			
5			
6			
7			
8			

### TEAM SCORES

EOSC	GFC	L&C	Lin	NNC	SOSC	WOSC	WU
0	8	0	0	0	10	5	0
0	8	0	0	0	10	5	0
9							
10							
11							
12							
13							

### EVENT HEPTATHLON ~~MEN~~ WOMEN

PL.	NAME	MARK	SCHOOL
1	SHARON JENSEN	4641	WOSC
2	SHANNON GATES	4039	SOSC
3	SHELEY WOODSIDE	3608	LIN
4	LAROLE JONES	3565	EOSC
5	VAL WHITE	3480	LIN
6	LENDRE WALLACE	3387	SOSC
7			
8			

### TEAM SCORES

EOSC	GFC	L&C	Lin	NNC	SOSC	WOSC	WU
4	0	0	8	0	9	10	0
4	8	0	8	0	19	10	0
9							
10							
11							
12							
13							

### EVENT 800 m. Medley ~~MEN~~ WOMEN

PL.	NAME	MARK	SCHOOL
1		1:48.66	L&C
2		1:53.88	SOSC
3		1:54.59	WOSC
4		1:55.28	LIN
5		DN	WU
6			
7			
8			

### TEAM SCORES

EOSC	GFC	L&C	Lin	NNC	SOSC	WOSC	WU
0	0	10	4	0	8	6	0
4	8	10	12	0	27	16	0
9							
10							
11							
12							
13							

### EVENT 10,000 ~~MEN~~ WOMEN

PL.	NAME	MARK	SCHOOL
1	Elaine Delsman	40:12.56	SOSC
2	Chelly Tilzey	40:59.49	NNC
3	Teresa Beeman	41:20.16	LIN
4	Kali Haverstock	42:59.66	GFC
5			
6			
7			
8			

### TEAM SCORES

EOSC	GFC	L&C	Lin	NNC	SOSC	WOSC	WU
0	4	0	6	8	10	0	0
4	12	10	8	8	37	16	0
9							
10							
11							
12							
13							



# NATA DISTRICT II

## TRACK & FIELD CHAMPIONSHIPS MAY 8-9, 1987

### EVENT 3000 m MEN/WOMEN

### TEAM SCORES

PL.	NAME	MARK	SCHOOL	EOSC	GFC	L&C	Lin	NNC	SOSC	WOSC	WU
1	Kathryn O'Leary	10:41.74	WOSC	0	1	0	14	2	0	14	0
2	Angela Thatcher	10:50.69	LIN	4	13	10	32	10	37	30	0
3	Nadine Price	11:04.06	LIN								
4	Debra Dick	11:10.84	WOSC	9							
5	Alice Tiltz	11:28.03	NNC	10							
6	Michelle Lang	12:40.56	GFC	11							
7				12							
8				13							

### EVENT Discus MEN/WOMEN

### TEAM SCORES

PL.	NAME	MARK	SCHOOL	EOSC	GFC	L&C	Lin	NNC	SOSC	WOSC	WU
1	Debbie Setell	128'2"	SOSC	10	0	0	0	1	10	4	6
2	Johanna Williams	126'0"	EOSC	14	13	10	32	11	47	34	6
3	Dana McDonald	119'10"	WU								
4	Michelle Tomlinson	115'8"	WOSC	9							
5	Dixie McCadden	109'8 1/2"	EOSC	10							
6	Bhinda Hardaway	100'0"	NNC	11							
7	Patti Stacey	93'9"	EOSC	12							
8	Carmen Garwick	93'4"	NNC	13							

### EVENT Long Jump MEN/WOMEN


### TEAM SCORES

PL.	NAME	MARK	SCHOOL	EOSC	GFC	L&C	Lin	NNC	SOSC	WOSC	WU
1	Sharon Jensen	17'7 1/4"	WOSC	0	0	8	10	6	0	10	3
2	Shereen Reaney	17'2 3/4"	L&C	14	13	18	42	11	47	44	9
3	Shelly Woodside	17'0"	Lin								
4	Lisa Lind	16'5"	Lin	9							
5	Lara Wright	16'3 1/2"	WU	10							
6	Alissa Thomas	16'2 3/4"	WU	11							
7	Val White	15'4 1/4"	Lin	12							
8	Carole Jones	15'3"	EOSC	13							

### EVENT Javelin MEN/WOMEN

### TEAM SCORES

PL.	NAME	MARK	SCHOOL	EOSC	GFC	L&C	Lin	NNC	SOSC	WOSC	WU
1	Shannon Coxles	153'-5"	SOSC	0	4	8	6	0	11	0	2
2	Leslie Johnson	145'-0"	L&C	14	17	20	48	11	53	44	11
3	Kim Halter	140'-8"	LIN								
4	Jennie Fox	141'-3 1/2"	GFC	9							
5	Hanni Buckmaster	127'-2"	WU	10							
6	Kris Pinner	133'-0"	SOSC	11							
7	Karen Carpenter	129'-3"	L&C	12							
8	Kami GEP	127'-1"	WOSC	13							

*v. high*  


141-11



# DISTRICT II

## TRACK & FIELD CHAMPIONSHIPS MAY 8-9, 1987

### EVENT 200m MEN/WOMEN

### TEAM SCORES

PL.	NAME	MARK	SCHOOL	EOSC	GFC	L&C	Lin	NNC	SOSC	WOSC	WU
1	Sharon Wagner	25.71	WOSP	0	4	14	0	0	2	10	1
2	Kari Larsen	25.99	L&C	30	39	92	68	11	78	121	35
3	Nicole Perry	26.01	L&C								
4	Marta Shields	26.43	GFC	9							
5	Kathy Sigaft	26.66	WOSP	10							
6	Stephanie Payne	26.91	WLI	11							
7	Alisa Thomas	27.16	WLI	12							
8	Kathy Kubik	27.39	LIV	13							

### EVENT Triple Jump MEN/WOMEN

### TEAM SCORES

PL.	NAME	MARK	SCHOOL	EOSC	GFC	L&C	Lin	NNC	SOSC	WOSC	WU
1	Lara Wright	31.13 1/4	WLI	0	0	1	4	0	2	4	10
2	Shelly Woodside	35.73 1/4	LIN	30	39	93	104	11	90	125	49
3	Stacey Lee	34.11 1/4	LIN								
4	Kami Gee	33.43 1/4	WOSP	9							
5	Shannon Gates	33.10 1/4	SOSP	10							
6	Kurs Durran	32.6 1/4	L&C	11							
7	Amy Bolger	31.7	L&C	12							
8				13							

### EVENT Long Jump MEN/WOMEN

### TEAM SCORES

PL.	NAME	MARK	SCHOOL	EOSC	GFC	L&C	Lin	NNC	SOSC	WOSC	WU
1	Sharon Jensen	17.7 1/4	WOSP	0	0	1	0	0	0	10	3
2	Sharon Romney	17.23 1/4	L&C	30	39	101	114	11	90	135	52
3	Shelly Woodside	17	LIN								
4	Alisa Lopez	16.5	LIN	9							
5	Lara Wright	16.3 1/2	WLI	10							
6	Amy Thomas	16.23 1/4	WLI	11							
7	Val White	15.4 1/4	LIN	12							
8	Carole Jones	15.3	GFC	13							

### EVENT 400m IH MEN/WOMEN

### TEAM SCORES

PL.	NAME	MARK	SCHOOL	EOSC	GFC	L&C	Lin	NNC	SOSC	WOSC	WU
1	Sharon Jensen	1:05.25	WOSP	0	0	1	0	0	12	12	0
2	Kris Russell	1:07.19	SOSP	30	39	64	110	11	102	137	49
3	Val White	1:08.18	LIN								
4	Mindy Brown	1:11.35	SOSP	9							
5	Linda Henderson	1:12.65	WOSP	10							
6	Liz Ardinger	1:17.1	L&C	11							
7				12							
8				13							

# DISTRICT II

## TRACK & FIELD CHAMPIONSHIPS MAY 8-9, 1987

### EVENT 100m Ht MEN/WOMEN

PL.	NAME	MARK	SCHOOL
1	Shelley Wechsle	15.56	LIN
2	Sharon Jensen	15.75	WOSC
3	Jill Cochran	15.77	SOSC
4	Lenny Wallace	15.95	SOSC
5	Val White	16.43	LW
6	Lisa Lind	16.44	LIN
7	Liz Adinger	16.61	LC
8	Darcy Eastland	17.07	WOSC

### TEAM SCORES

EOSC	GFC	L&C	Lin	NNC	SOSC	WOSC	WU
0	0	0	13	0	10	8	0
24	27	46	93	11	30	40	13
9							
10							
11							
12							
13							

### EVENT 400 M Dash MEN/WOMEN

PL.	NAME	MARK	SCHOOL
1	Karl Larsen	1:57.56	LFC
2	Nicole Perru	1:57.75	LFC
3	Marta Shields	1:57.75	LFC
4	Kathy Staat	1:01.45	SOSC
5	Linda Brown	1:01.47	WU
6	Carole Jones	1:03.44	HEDEC
7	Irene Jones	1:03.24	WU
8	Christine Gillette	1:03.15	FIS

### TEAM SCORES

EOSC	GFC	L&C	Lin	NNC	SOSC	WOSC	WU
1	0	15	0	0	4	0	2
30	33	64	23	11	84	40	20
9							
10							
11							
12							
13							

### EVENT 100M MEN/WOMEN

PL.	NAME	MARK	SCHOOL
1	Sharon Weagener	13.25	WOSC
2	Alisa Thomas	13.4	WU
3	Stephanie Payne	13.17	WU
4	Kathy Kubik	13.21	LIN
5	Jill Cochran	13.38	SOSC
6	Mary Tepper	13.42	LIN
7	Finn Weeks	13.59	WU
8	Sherleen Beasley	13.62	LFC

### TEAM SCORES

EOSC	GFC	L&C	Lin	NNC	SOSC	WOSC	WU
0	0	0	5	0	2	10	14
30	33	64	88	11	36	100	34
9							
10							
11							
12							
13							

### EVENT 200 M MEN/WOMEN

PL.	NAME	MARK	SCHOOL
1	Brenna Thum	2:18.89	WOSC
2	Maia Findley	2:19.36	LFC
3	Terrina Loma	2:19.95	LFC
4	Julie Blum	2:24.19	WU
5	Melanie Springer	2:26.11	GFC
6	Sandy Loop	2:28.64	WOSC
7	Jana Zellmer	2:29.41	NNC
8			

### TEAM SCORES

EOSC	GFC	L&C	Lin	NNC	SOSC	WOSC	WU
0	2	14	0	0	11	11	04
24	35	78	88	11	76	111	38
9							
10							
11							
12							
13							

# WATA DISTRICT II

## TRACK & FIELD CHAMPIONSHIPS MAY 8-9, 1987

### OFFICAL RESULTS

#### MEN'S 100 METER DASH

PLACE	NAME	SCHOOL	TIME
1	Mark Calne	L&C	11.08
2	Mark Berry	SOSC	11.27
3	Tim Blamont	WOSC	11.29
4	Kurt Hargett	WOSC	11.36
5	Curtis Brown	LIN	11.42
6	Mark Anderson	LIN	11.47
7	Jeff Wiltsey	WU	11.59
8	Les Taylor	WOSC	12.01

#### WOMEN'S 100 METER DASH

PLACE	NAME	SCHOOL	TIME
1	Sharon Wegener	WOSC	12.71
2	Allsa Thomas	WU	13.14
3	Stephanie Payne	WU	13.17
4	Kathy Kubik	LIN	13.26
5	Jill Cochran	SOSC	13.38
6	Mary Tepper	LIN	13.42
7	Erin Weeks	WU	13.59
8	Shoreen Rooney	L&C	13.62

#### MEN'S 200 METER DASH

PLACE	NAME	SCHOOL	TIME
1	Mark Calne	L&C	22.18
2	David Searce	WU	22.71
3	Tim Blamont	WOSC	22.80
4	Mark Berry	SOSC	22.87
5	Mike Gilbert	NNC	23.10
6	Nate Barchert	EOSC	23.93

#### WOMEN'S 200 METER DASH

PLACE	NAME	SCHOOL	TIME
1	Sharon Wegener	WOSC	25.71
2	Kari Larsen	L&C	25.99
3	Nicole Perry	L&C	26.01
4	Marta Shields	GFC	26.43
5	Kathy Staat	SOSC	26.66
6	Stephanie Payne	WU	26.91
7	Allsa Thomas	WU	27.16
8	Kathy Kubik	LIN	27.39

#### MEN'S 400 METER DASH

PLACE	NAME	SCHOOL	TIME
1	Mike Gilbert	NNC	48.96
2	Tim Conley	GFC	49.91
3	David Searce	WU	50.15
4	Gareth Pooleon	WU	50.86
5	Frank VanDyke	WOSC	51.42
6	Tim Dorsey	SOSC	52.49
7	Greg Beery	L&C	52.98

#### WOMEN'S 400 METER DASH

PLACE	NAME	SCHOOL	TIME
1	Kari Larsen	L&C	57.56
2	Nicole Perry	L&C	57.75
3	Marta Shields	GFC	1:00.71
4	Kathy Staat	SOSC	1:01.45
6	Linda Brown	WU	1:01.47
6	Carole Jones	EOSC	1:03.14
7	Irene Jones	WU	1:03.24
8	Christine Gillette	EOSC	1:03.59

#### MEN'S 800 METER RUN

PLACE	NAME	SCHOOL	TIME
1	Wes Tilgner	WOSC	1:53.21
2	Steve Yeager	NNC	1:55.59
3	Rob MacBinnitie	WU	1:55.72
4	Aaron Harding	SOSC	1:56.62
5	Jack Catton	WU	1:57.78
6	Bob Harris	L&C	1:58.16
7	Bob Craig	SOSC	2:01.39

#### WOMEN'S 800 METER RUN

PLACE	NAME	SCHOOL	TIME
1	Brenda Thwaitte	WOSC	2:18.89
2	Meg Finaly	L&C	2:19.36
3	Jeannine Lama	L&C	2:19.95
4	Julie Blum	WU	2:24.19
5	Mellane Springer	GFC	2:26.11
6	Sandy Loop	WOSC	2:28.64
7	Jana Zellmer	NNC	2:29.41

NAIA DISTRICT II TRACK/FIELD CHAMPIONSHIPS OFFICAL RESULTS

**MEN'S 1500 METER RUN**

PLACE	NAME	SCHOOL	TIME
1	Wes Tilgner	WOSC	3:56.13
2	Ron Ares	L&C	4:00.71
3	Bob Craig	SOSC	4:01.56
4	Mike Appleton	EOSC	4:03.75
5	Brad Holbrook	SOSC	4:05.56
6	Mike Paddock	SOSC	4:05.99
7	Duke Rittenhouse	L&C	4:07.99
8	Jason Sele	WOSC	4:08.06
9	Jay Clark	NNC	4:13.94
10	Rob Wood	WOSC	4:22.70

**WOMEN'S 1500 METER RUN**

PLACE	NAME	SCHOOL	TIME
1	Kathryn O'Leary	WOSC	4:48.02
2	Julie Dimick	WOSC	4:51.6ht
3	Angela Thatcher	LIN	4:53.3ht
4	Melanie Leckenby	LIN	4:56.99
5	Kelli Cammack	WU	4:59.97
6	Sandy Loop	WOSC	5:05.74
7	Debra Dick	WOSC	5:07.1ht
8	Alice Tiltzay	NNC	5:13.00

**MEN'S 3000 METER STEEPLECHASE**

PLACE	NAME	SCHOOL	TIME
1	Jason Sele	WOSC	9:25.49
2	Duke Rittenhouse	L&C	9:30.42
3	Mike Paddock	SOSC	9:35.85
4	Brad Holbrook	SOSC	9:49.44
5	John Oord	NNC	9:55.50
6	Ron Ares	L&C	9:59.29
7	Kevin Winfield	WOSC	10:02.04
8	Eric Hartmann	L&C	10:16.25

**WOMEN'S 3000 METER RUN**

PLACE	NAME	SCHOOL	TIME
1	Kathryn O'Leary	WOSC	10:41.74
2	Angela Thatcher	LIN	10:50.69
3	Nadine Price	LIN	11:04.06
4	Debra Dick	WOSC	11:10.8ht
5	Alice Tiltzay	NNC	11:28.03
6	Michelle Lang	GFC	12:40.56

**MEN'S 5000 METER RUN**

PLACE	NAME	SCHOOL	TIME
1	Greg Miller	EOSC	15:15.76
2	Erick Landeen	WU	15:33.68
3	Kevin Wright	NNC	15:39.36
4	Dan Tow	LIN	15:47.11
5	Bob Julian	SOSC	15:48.66
6	David Jordan	WOSC	15:51.42
7	Brian Reick	WOSC	16:01.27
8	Joshua Secon	SOSC	16:05.43
9	Brad Holbrook	SOSC	16:37.39
10	John Wetsel	LIN	16:54.66

**WOMEN'S 5000 METER RUN**

PLACE	NAME	SCHOOL	TIME
1	Kristin Peterson	WU	18:51.23
2	Nadine Price	LIN	19:06.46
3	Angela Thatcher	LIN	19:12.77
4	Melanie Leckenby	LIN	19:18.32
5	Teresa Beeman	LIN	19:25.48
6	Julie Dimick	WOSC	19:27.32
7	Elaine Delsman	SOSC	19:40.48
8	Diane Peterson	GFC	21:37.62

**MEN'S 10,000 METER RUN**

PLACE	NAME	SCHOOL	TIME
1	Greg Miller	EOSC	32:13.67
2	Kevin Wright	NNC	33:12.73
3	Joshua Secon	SOSC	33:40.90
4	John Wetsel	LIN	34:46.12
5	Kevin Kelly	WU	35:04.17
6	Eric Jensen	EOSC	37:37.73

**WOMEN'S 10,000 METER RUN**

PLACE	NAME	SCHOOL	TIME
1	Elaine Delsman	SOSC	40:12.56
2	Chelly Tiltzay	NNC	40:59.49
3	Teresa Beeman	LIN	41:20.16
4	Kelli Haverstock	GFC	42:59.66

NAIA DISTRICT II TRACK/FIELD CHAMPIONSHIPS OFFICAL RESULTS

**MEN'S 10,000 METER WALK**

PLACE	NAME	SCHOOL	TIME
1	Randy Jacobs	WU	46:56.20
2	Troy O'Donnell	WU	53:12.94
3	Jeff Kilday	WU	53:53.9ht
4	Tom Mills	SOSC	57:49.64
5	Mitch Seal	EOSC	NT
6	Dave Jaconetti	WOSC	58:58.49

**WOMEN'S 800 MEDLEY RELAY**

PLACE	SCHOOL	TIME
1	L&C	1:48.66
2	SOSC	1:53.88
3	WOSC	1:54.59
4	LIN	1:55.28

**MEN'S 110 HIGH HURDLES**

PLACE	NAME	SCHOOL	TIME
1	Adolphus Onua	GFC	14.28
2	Tim Rupp	SOSC	14.94
3	Sam Lapray	WU	15.04
4	Scott Cummins	GFC	15.12
5	Darryl Stickers	WOSC	15.23
6	Dave Kelley	L&C	15.42
7	Dan Thomas	WU	15.55
8	Bob Cornes	WOSC	15.63

**WOMEN'S 100 METER HURDLES**

PLACE	NAME	SCHOOL	TIME
1	Shelly Woodside	LIN	15.56
2	Sharon Jensen	WOSC	15.75
3	Jill Cochran	SOSC	15.77
4	Lenny Wallace	SOSC	15.95
5	Val White	LIN	16.43
6	Lisa Lind	LIN	16.44
7	Liz Ardinger	L&C	16.61
8	Darcy Eastland	WOSC	17.03

**MEN'S 400 METER INTERMEDIATE HURDLES**

PLACE	NAME	SCHOOL	TIME
1	Bob DeVylde	WU	53.76
2	Scott Cummins	GFC	56.03
3	Doug Rogers	LIN	56.04
4	Dan Thomas	WU	56.88
5	Jeff Wiltsey	WU	58.16
6	Shawn Steen	EOSC	58.67

**WOMEN'S 400 METER LOW HURDLES**

PLACE	NAME	SCHOOL	TIME
1	Sharon Jensen	WOSC	1:05.25
2	Kris Russell	SOSC	1:07.19
3	Val White	LIN	1:08.18
4	Mindy Brown	SOSC	1:11.35
5	Linda Henderson	WOSC	1:12.65
6	Liz Ardinger	L&C	1:17.1ht

**MEN'S MARATHON**

PLACE	NAME	SCHOOL	TIME
1	John Oord	NNC	2:45.30
2	Joe Alueta	SOSC	2:52.44
3	Eric Jensen	EOSC	2:54.56
4	Chris Duquette	WU	2:55.45
5	Mike Del Donno	WU	3:00.48
6	Jay Coleman	WU	3:06.34

**WOMEN'S MARTHON**

PLACE	NAME	SCHOOL	TIME
1	Elaine Delsman	SOSC	3:07.17
2	Kall Haverstock	GFC	3:51.07



NAIA DISTRICT II TRACK/FIELD CHAMPIONSHIP OFFICAL RESULTS

**MEN'S 400 METER RELAY**

PLACE	SCHOOL	TIME
1	GFC	43.39
2	WU	43.59
3	LIN	43.73
4	SOSC	44.00
5	L&C	44.13
6	NNC	44.79
7	EOSC	45.24

**WOMEN'S 400 METER RELAY**

PLACE	SCHOOL	TIME
1	L&C	49.99
2	WOSC	50.95
3	SOSC	51.09
4	LIN	51.66
5	EOSC	56.37
6	WU	56.74

**MEN'S 1600 METER RELAY**

PLACE	SCHOOL	TIME
1	WOSC	3:22.52
2	GFC	3:22.57
3	WU	3:22.72
4	SOSC	3:26.70
5	LIN	3:27.79
6	NNC	3:26.89
7	EOSC	3:36.7ht

**WOMEN'S 1600 METER RELAY**

PLACE	SCHOOL	TIME
1	L&C	4:00.10
2	WOSC	4:00.77
3	SOSC	4:11.57
4	WU	4:12.41
5	LIN	4:13.70
6	EOSC	4:24.29

**MEN'S DECATHLON**

PLACE	NAME	SCHOOL	POINTS
1	Mike Gilbert	NNC	6256
2	Shawn Steen	EOSC	5991
3	David Nickell	GFC	5972
4	Darryl Stickles	WOSC	5928
5	Kurt Hargatt	WOSC	5855
6	Scott Healy	WILL	5691
7	Kevin Taylor	SOSC	5666
8	Dwight French	WOSC	5634
9	Bob Cornes	WOSC	5552
10	Dan Thomas	WU	5473
11	Brad Melendy	LIN	5263
12	Jim Block	EOSC	5107
13	Dale Huemoeller	NNC	4900
14	Tim Rupp	SOSC	4847
15	Clint McClellan	SOSC	4787

**WOMEN'S HEPTATHLON**

PLACE	NAME	SCHOOL	POINTS
1	Sharon Jensen	WOSC	4651
2	Shannon Gales	SOSC	4039
3	Shelly Woodside	LIN	3608
4	Carole Jones	EOSC	3565
5	Val White	LIN	3480
6	Lenore Wallace	SOSC	3387
7	Stacey Lee	LIN	3264
8	Dianne Plogge	WOSC	2779

**MEN'S DISCUS**

PLACE	NAME	SCHOOL	DISTANCE
1	Soren Sorenson	WOSC	161-4
2	Randy Settall	SOSC	155-3
3	Mike Watts	GFC	144-8
4	Doug Sommer	WU	143-9
5	Steve Curl	NNC	142-3
6	Dale Osborne	SOSC	142-1
7	Eric Cooley	WU	137-0
8	Tim Stashin	SOSC	132-6
9	Arnold Wardwell	SOSC	130-0
10	Matt Lydum	WOSC	120-6

**WOMEN'S DISCUS**

PLACE	NAME	SCHOOL	DISTANCE
1	Debbie Settall	SOSC	128-2
2	Johanna Williams	EOSC	126-0
3	Diana McDonald	WU	119-10
4	Michelle Tomlinson	WOSC	115-8
5	Dixie McCadden	EOSC	109-8 1/2
6	Rhonda Hardey	NNC	100-0
7	Patti Stacey	EOSC	93-9
8	Camen Gerwick	NNC	93-4

NAIA DISTRICT II TRACK/FIELD CHAMPIONSHIPS OFFICAL RESULTS

**MEN'S HIGH JUMP**

PLACE	NAME	SCHOOL	HEIGHT
1	Shaun Granger	SOSC	6-6
2	Shawn Steen	EOSC	6-4
3	Steve Seymour	LIN	6-2
3	Dwight French	WOSC	6-2
5	Lance Hansen	LIN	6-2
6	Rob Kilewer	WU	6-0
7	Will Waddell	EOSC	6-0
7	Bob Carnes	WOSC	6-0

**WOMEN'S HIGH JUMP**

PLACE	NAME	SCHOOL	HEIGHT
1	Sue Woolsey	GFC	5-4
2	Lisa Lind	LIN	5-4
3	Sharon Jensen	WOSC	5-4
4	Kelly Lovejoy	WOSC	5-2
5	Amy Bolger	L&C	5-2
6	Dianne Plogge	WOSC	5-2
7	Kami Gee	WOSC	5-0
8	Stacey Lee	LIN	4-8
8	Chrissy Gillette	EOSC	4-8

**MEN'S JAVELIN**

PLACE	NAME	SCHOOL	DISTANCE
1	Jim Williams	WU	208-5
2	Mike County	SOSC	197-10
3	Doug Edwards	NNC	189-5
4	David Nickell	GFC	185-11
5	Mike Watts	GFC	184-2
6	John Weeks	LIN	182-11
7	Sean Coste	LIN	175-1
8	Mark Garvey	LIN	173-6
9	Doug Ladd	WOSC	169-4
10	Ken Rankin	EOSC	168-4
11	Jim Black	EOSC	161-3
12	David Mueller	GFC	142-6

**WOMEN'S JAVELIN**

PLACE	NAME	SCHOOL	DISTANCE
1	Shannon Gates	SOSC	153-5
2	Leslie Johnson	L&C	145-0
3	Kim Halter	LIN	140-8
4	Denise Fox	GFC	140-3 1/2
5	Heidi Buckmaster	WU	137-2
6	Kris Ettner	SOSC	133-4
7	Karen Carpenter	NNC	129-3
8	Kami Gee	WOSC	127-1
9	Kellie Osborn	WOSC	111-11
10	Katie Wambach	LIN	111-8 1/2

**MEN'S LONG JUMP**

PLACE	NAME	SCHOOL	DISTANCE
1	Gareth Pooleon	WU	23-6 3/4
2	PJ Coonrod	LIN	22-4
3	Kurt Hargell	WOSC	22-0 1/4
4	Gerry Clark	WOSC	22-0 1/4
5	Kevin Connors	WU	21-6
6	Will Waddell	EOSC	21-6
7	Russ Burke	SOSC	21-5 1/4
8	Todd Chandler	SOSC	21-2 1/2
9	Scott Noren	SOSC	20-4 3/4
10	Ken Ouellette	L&C	20-3 1/2
11	Dale Huemoeller	NNC	18-8 1/4

**WOMEN'S LONG JUMP**

PLACE	NAME	SCHOOL	DISTANCE
1	Sharon Jensen	WOSC	17-7 1/4
2	Shereen Reaney	L&C	17-2 3/4
3	Shelly Woodside	LIN	17-0
4	Lisa Lind	LIN	16-5
5	Lara Wright	WU	16-3 1/2
6	Alisa Thomas	WU	16-2 3/4
7	Val White	LIN	15-4 1/4
8	Carole Jones	EOSC	15-3
9	Karen Wilcox	WU	14-9 3/4

NAIA DISTRICT II TRACK/FIELD CHAMPIONSHIPS OFFICAL RESULTS

**MEN'S SHOT PUT**

PLACE	NAME	SCHOOL	DISTANCE
1	Randy Sattell	SOSC	59-8 1/2
2	Kim Brown	WOSC	52-1
3	Arnold Wardwell	SOSC	51-11 1/2
4	Mike County	SOSC	50-8 1/2
5	Soren Sorenson	WOSC	48-11
6	David Collins	WU	48-2
7	Hank Wyborney	NNC	48-0
8	Dale Osborne	SOSC	47-6 1/2
9	Steve Curl	NNC	47-6 1/2
10	Todd Danko	WOSC	44-3

**WOMEN'S SHOT PUT**

PLACE	NAME	SCHOOL	DISTANCE
1	Johana Williams	EOSC	41-8 1/2
2	Paige Daugherty	L&C	40-0
3	Debie Sattell	SOSC	39-11 1/2
4	Diana McDonald	WU	39-10
5	Dixie McCadden	EOSC	37-5 1/2
6	Patti Stacey	EOSC	35-9
7	Karen Carpenter	NNC	35-6 1/2
8	Susan Greenwood	LIN	35-1 1/2

**MEN'S TRIPLE JUMP**

PLACE	NAME	SCHOOL	DISTANCE
1	Kevin Connors	WU	46-4 1/2
2	John Prevedello	LIN	43-10 1/2
3	Kele Marsters	LIN	43-5
4	Dwight French	WOSC	43-3 1/4
5	Ken Ouellette	L&C	42-8 1/2
6	Shaun Granger	SOSC	42-5 3/4
7	Scott Noren	SOSC	42-4 1/2
8	Russell Burke	SOSC	41-10 3/4
9	Pat Leeper	GFC	40-1 1/4

**WOMEN'S TRIPLE JUMP**

PLACE	NAME	SCHOOL	DISTANCE
1	Lara Wright	WU	36-1 3/4
2	Shelly Woodside	LIN	35-7 3/4
3	Stacey Lee	LIN	34-11 1/4
4	Kami Gee	WOSC	33-4 3/4
5	Shannon Gates	SOSC	32-10 1/4
6	Krys Duncan	L&C	32-6 1/4
7	Amy Bolger	L&C	31-7

**MEN'S HAMMER THROW**

PLACE	NAME	SCHOOL	DISTANCE
1	Soren Sorenson	WOSC	172-8
2	David Collins	WU	161-3
3	Doug Dean	LIN	160-7
4	Randy Sattell	SOSC	156-7
5	Matt Lydum	WOSC	151-10
6	Mike Watts	GFC	150-6
7	Kyle Kobow	LIN	148-8
8	Dave Elkins	GFC	137-11
9	Den Gorman	WOSC	132-9

**MEN'S POLE VAULT**

PLACE	NAME	SCHOOL	HEIGHT
1	Kevin Taylor	SOSC	15-0
2	Mike Gilbert	NNC	14-4
3	Jeff Fowler	WU	13-4
4	Mike Oile	WU	13-4
5	Dave Elkins	GFC	13-4
6	Jeff Houts	L&C	13-0
7	Rod Eakin	GFC	12-0

DISTRICT II TRACK/FIELD CHAMPIONSHIP WOMEN'S SCORESHEET

EVENTS	EASTERN	GEORGE FOX	LEWIS&CLARK	LINFIELD	NAZARENE	SOUTHERN	WESTERN	WILLAMETTE
Marathon	0	8	0	0	0	10	0	0
Heptathlon	4	0	0	8	0	9	10	0
Discus Throw	10	0	0	0	1	10	4	6
Long Jump	0	0	8	10	0	0	10	3
800 Meter Medley Relau	0	0	10	4	0	8	6	0
10,000 Meter Run	0	4	0	6	8	10	0	0
High Jump	0	10	2	8	0	0	11	0
3000 Meter Run	0	1	0	14	2	0	14	0
Javelin Throw	0	4	8	6	0	11	0	2
Shotput	13	0	8	0	0	6	0	4
Triple Jump	0	0	1	14	0	2	4	10
400 Meter Relay	2	0	10	4	0	6	8	1
1500 Meter Run	0	0	0	10	0	0	19	2
100 Meter Hurdles	0	0	0	13	0	10	8	0
400 Meter Dash	1	6	18	0	0	4	0	2
100 Meter Dash	0	0	0	5	0	2	10	14
800 Meter Run	0	2	14	0	0	0	11	4
400 Meter Low Hurdles	0	0	1	6	0	12	12	0
200 Meter Dash	0	4	14	0	0	2	10	1
5000 Meter Run	0	0	0	20	0	0	1	10
1600 Meter Relay	1	0	10	2	0	6	8	4
<b>TOTAL POINTS</b>	<b>31</b>	<b>39</b>	<b>104</b>	<b>130</b>	<b>11</b>	<b>108</b>	<b>146</b>	<b>63</b>
<b>TEAM PLACE</b>	<b>7</b>	<b>6</b>	<b>4</b>	<b>2</b>	<b>8</b>	<b>3</b>	<b>1</b>	<b>5</b>

DISTRICT II TRACK/FIELD CHAMPIONSHIP MEN'S SCORESHEET

EVENTS	EASTERN	GEORGE FOX	LEWIS&CLARK	LINFIELD	NAZARENE	SOUTHERN	WESTERN	WILLAMETTE
Marathon	6	0	0	0	10	8	0	7
Decathlon	8	6	0	0	10	0	6	1
Hammer Throw	0	1	0	6	0	4	12	8
Discus Throw	0	6	0	0	2	9	10	4
Long Jump	1	0	0	8	0	0	10	12
10,000 Meter Run	11	0	0	4	8	6	0	2
High Jump	8	0	0	7	0	10	5	1
3000 Meter Steeplechase	0	0	9	0	2	10	10	0
Javelin Throw	0	6	0	1	6	8	0	10
Shotput	0	0	0	0	0	20	10	1
Pole Vault	0	2	1	0	8	10	0	10
Triple Jump	0	0	2	14	0	1	4	10
10,000 Meter Walk	2	0	0	0	0	4	1	24
400 Meter Relay	0	10	2	6	1	4	0	8
1500 Meter Run	4	0	8	0	0	9	10	0
110 High Hurdles	0	14	1	0	0	8	2	6
400 Meter Dash	0	8	0	0	10	1	2	10
100 Meter Dash	0	0	10	3	0	8	10	0
800 Meter Run	0	0	1	0	8	4	10	8
400 Intermediate Hurdles	1	8	0	6	0	0	0	16
200 Meter Dash	1	0	10	0	2	4	6	8
5000 Meter Run	10	0	0	4	6	2	1	8
1600 Meter Relay	0	8	0	2	1	4	10	6
<b>TOTAL POINTS</b>	<b>52</b>	<b>69</b>	<b>44</b>	<b>61</b>	<b>74</b>	<b>134</b>	<b>119</b>	<b>160</b>
<b>TEAM PLACE</b>	<b>7</b>	<b>5</b>	<b>8</b>	<b>6</b>	<b>4</b>	<b>2</b>	<b>3</b>	<b>1</b>

1987

WOMEN'S 100 METER DASH

RANK	NAME	SCHOOL	TIME
✓1	Nicole Perry	L&C	12.60
✓2	Sharon Wegener	WOSC	12.5
✓3	Kathy Kubik	LIN	12.6
✓4	Alisa Thomas	WU	12.88
✓4	Stephanie Payne	WU	12.88
6	Kari Larsen	L&C	12.8
✓7	Mary Tepper	LIN	13.11
✓8	Erin Weeks	WU	13.29
✓9	Jill Cochran	SOSC	13.2
✓10	Shereen Reaney	L&C	13.42
11	Liz Ardinger	L&C	13.57
12	Kathy Staat	SOSC	13.6
13	Trudy Rose	EOSC	13.7

*Final*

WOMEN'S 200 METER DASH

RANK	NAME	SCHOOL	TIME
✓1	Nicole Perry	L&C	25.4
✓2	Sharon Wegener	WOSC	25.65 <i>ET</i>
✓2	Kari Larsen	L&C	25.6
✓4	Kathy Staat	SOSC	25.8
5	Sharon Jensen	WOSC	26.2
✓5	Marta Shields	GFC	26.2
✓7	Stephanie Payne	WU	26.3
✓8	Mary Tepper	LIN	26.7
✓8	Alisa Thomas	WU	26.7
10	Shelly Woodside	LIN	26.9
✓11	Kathy Kubik	LIN	27.2
✓12	Elaine Haworth	GFC	27.6
✓12	Jill Cochran	SOSC	27.6
✓	Linda Henderson	no	NT
✓	Darci Eastlen	no	NT

*Score*

WOMEN'S 400 METERS DASH

RANK	NAME	SCHOOL	TIME
✓1	Nicole Perry	L&C	57.27
✓2	Kari Larsen	L&C	57.97
✓3	Kathy Staat	SOSC	59.8
4	Javian Jones	LIN	60.4
✓5	Marta Shields	GFC	60.6
6	Kris Russell	SOSC	60.9
✓7	Irene Jones	WU	61.28
✓8	Linda Brown	WU	61.49
✓9	Carole Jones	EOSC	61.5
10	Sandy Loop	WOSC	62.1
11	Alisa Thomas	WU	62.7
12	Brenda Thwaite	WOSC	62.8
✓13	Jana Zellmer	NNC	63.0
✓14	Christine Gillette	EOSC	63.1
✓15	Elaine Haworth	GFC	63.7
✓16	Margaret Doherty	EOSC	64.0

*Top 3 in heat next to fastest*

WOMEN'S 800 METER RUN

RANK	NAME	SCHOOL	TIME
✓1	Sharon Jensen	WOSC	2:16.66
✓2	Brenda Thwaite	WOSC	2:19.0
✓8	Meg Finaly	L&C	2:20.39
✓3	Sandy Loop	WOSC	2:20.8
✓7	Jeannine Lama	L&C	2:21.34
✓4	Meliane Springer	GFC	2:21.6
5	Julie Dimick	WOSC	2:21.6
6	Kathryn O'Leary	WOSC	2:22.6
✓10	Julie Blum	WU	2:23.45
9	Wendy Boren	WU	2:24.63
11	Kari Larsen	L&C	2:25.2
✓12	Kelli Cammack	WU	2:25.8
✓13	Jana Zellmer	NNC	2:26.0
14	Neysa Rowe	EOSC	2:42.0

*Final*



*final*

**WOMEN'S 1500 METER RUN**

**WOMEN'S 3000 METER RUN**

RANK	NAME	SCHOOL	TIME
✓1	Kathryn O'Leary	WOSC	4:47.0
2	<del>Julie O'Leary</del>	WOSC	4:52.0
✓3	Sandy Loop	WOSC	4:54.0
✓4	Julie Dimick	WOSC	4:55.0
✓5	Angela Thatcher	LIN	4:55.2
6	<del>Kristin Peterson</del>	WU	4:55.73
7	<del>Meg Finaly</del>	L&C	4:57.2
✓8	Melanie Leckenby	LIN	4:57.3
✓9	<del>Brenda Thwaite</del>	WOSC	4:57.8
✓10	Kelli Cammack	WU	4:58.39
✓11	Debra Dick	WOSC	4:59.9
12	<del>Jeannine Lama</del>	L&C	5:01.86
✓13	Alica Tilzey	NNC	5:06.0
✓14	Melanie Springer	GFC	5:12.9

RANK	NAME	SCHOOL	TIME
✓1	Kathryn O'Leary	WOSC	10:29.0
✓2	Angela Thatcher	LIN	10:27.48
3	Julie Dimick	WOSC	10:40.0
4	Melanie Leckenby	LIN	10:46.5
✓5	Nadine Price	LIN	10:48.7
6	Kristin Peterson	WU	10:50.2
7	Elaine Delsman	SOSC	10:58.8
✓8	Debra Dick	WOSC	11:02.0
✓9	Alica Tilzey	NNC	11:18.0
✓10	Michelle Lang	GFC	11:32.8

*Add Diane Peterson 11:49*

*See below*  
*WU*  
*final*

**WOMEN'S 5000 METER RUN**

**WOMEN'S 10,000 METER RUN**

RANK	NAME	SCHOOL	TIME
✓1	Kathryn O'Leary	WOSC	18:01.1
2	Julie O'Leary	WOSC	18:10.0
✓3	Kristin Peterson	WU	18:19.2
✓4	Angela Thatcher	LIN	18:31.3
✓5	Julie Dimick	WOSC	18:33.0
✓6	Melanie Leckenby	LIN	18:35.9
✓7	Nadine Price	LIN	18:45.3
✓8	Elaine Delsman	SOSC	19:10.0
✓9	Teresa Beeman	LIN	19:14.2
✓10	Diane Peterson	GFC	NT
✓	Debra Dick	WU	NT

RANK	NAME	SCHOOL	TIME
✓1	Teresa Beeman	LIN	40:02.88
✓2	Chelly Tilzey	NNC	41:31.6
✓3	Kali Haverstock	GFC	42:36.0
✓4	Elaine Delsman	SOSC	43:30.0

**WOMEN'S 100 METER HIGH HURDLES**

**WOMEN'S 400m INTERMEDIATE HURDLES**

RANK	NAME	SCHOOL	TIME
✓1	Shelly Woodside	LIN	15.0
✓2	Jill Cochran	SOSC	15.4
✓2	Sharon Jensen	WOSC	15.4
✓4	Lenny Wallace	SOSC	15.5
✓5	Val White	LIN	15.84
✓6	Lisa Lind	LIN	16.12 <i>16.59</i>
✓6	Liz Ardinger	L&C	16.22 <i>16.12</i>
✓8	Shannon Gates	SOSC	16.8
9	Kris Russell	SOSC	17.0
✓9	Darcy Eastland	WOSC	17.0
11	Mindy Brown	SOSC	17.1
✓12	Trudy Rose	EOSC	17.3
13	Linda Henderson	WOSC	17.8

RANK	NAME	SCHOOL	TIME
✓1	Sharon Jensen	WOSC	64.5 <i>67.0</i>
✓2	Kris Russell	SOSC	67.1
✓3	Lenore Wallace	SOSC	67.5
✓4	Val White	LIN	70.39
✓5	Liz Ardinger	L&C	70.41
✓6	Mindy Brown	SOSC	70.2
7	Lara Wright	WU	71.09
✓8	Linda Henderson	WOSC	73.5
9	Darcy Eastland	WOSC	75.4

*final*

*pre*



WOMEN'S ENTRY LIST PAGE 3

WOMEN'S 400 METER RELAY

RANK	SCHOOL	TIME
✓1	L&C	49.84
✓2	LIN	50.46
✓3	SOSC	50.6
✓4	WOSC	50.7
✓5	WU	50.98
✓6	EOSC	53.9

WOMEN'S 1600 METER RELAY

RANK	SCHOOL	TIME
✓1	L&C	3:58.9
✓2	WOSC	4:05.22
✓3	WU	4:07.3
✓4	SOSC	4:10.9
✓5	LIN	4:12.9
✓6	EOSC	NT

WOMEN'S 800 METER RELAY

RANK	SCHOOL	TIME
✓1	LIN	1:54.0
✓2	L&C	NT
✓3	SOSC	NT
✓4	WU	NT
✓5	WU	NT

WOMEN'S DISCUS

RANK	NAME	SCHOOL	DISTANCE
✓1	Debbie Settell	SOSC	132-3
✓2	Johanna Williams	EOSC	127-9
✓3	Diana McDonald	WU	125-8
4	Paige Daugherty	L&C	116-10
✓5	Dixie McCadden	EOSC	107-10 #2
✓6	Michelle Tomlinsen	WOSC	105-3 #4
✓7	Rhonda Hardaway	NNC	103-4
✓8	Patti Stacey	EOSC	101-6

WOMEN'S HIGH JUMP

(10)

RANK	NAME	SCHOOL	HEIGHT
✓1	Sharon Jensen	WOSC	5-5
✓2	Amy Bolger	L&C	5-4
✓2	Kelly Lovejoy	WOSC	5-4
✓2	Lisa Lind	LIN	5-4
✓5	Sue Woolsey	GFC	5-2
✓5	Stacey Lee	LIN	5-2
✓7	Dianna Plagge	WOSC	5-1 1/4
8	Shannon Gates	SOSC	5-0
✓9	Kami Gee	WOSC	4-10 1/4
✓10	Carole Jones	EOSC	4-9 3/4
11	Krys Duncan	L&C	4-8
✓11	Chrissy Gillette	EOSC	4-8

WOMEN'S JAVELIN

(10)

RANK	NAME	SCHOOL	DISTANCE
✓1	Shannon Gates	SOSC	148-6
✓2	Leslie Johnson	L&C	146-3
✓3	Kris Ettner	SOSC	143-2
✓4	Denise Fox	GFC	141-7
✓5	Kim Halter	LIN	141-6
✓6	Heidi Buckmaster	WU	137-8
✓7	Kami Gee	WOSC	129-1 1/2
✓8	Karen Carpenter	NNC	129-0
✓9	Kellie Osborn	WOSC	126-0
10	Sharon Jensen	WOSC	122-0
✓11	Katie Wambach	LIN	118-2
12	Leslie Dyke	EOSC	110-0
13	Paige Daugherty	L&C	102-5

WOMEN'S ENTRY LIST PAGE 4

WOMEN'S LONG JUMP

RANK	NAME	SCHOOL	DISTANCE
✓1	Shereen Reaney	L&C	17-4
✓2	Sharon Jensen	WOSC	17-3
✓3	Shelly Woodside	LIN	16-9 1/4
✓4	Alisa Thomas	WU	16-8
✓5	Lara Wright	WU	16-6 1/4
✓6	Carole Jones	EOSC	16-2
✓7	Val White	LIN	16-1 1/2
✓8	Lisa Lind	LIN	16-0 1/4
✓9	Karen Wilcox	WU	15-8
10	Amy Bolger	L&C	15-0 3/4
11	Krys Duncan	L&C	14-10

WOMEN'S SHOT PUT

RANK	NAME	SCHOOL	DISTANCE
✓1	Paige Daugherty	L&C	43-8 1/2
✓2	Diana McDonald	WU	40-4 1/2
✓3	Johana Williams	EOSC	40-4
✓4	Debie Settell	SOSC	40-1
✓5	Dixie McCadden	EOSC	39-11
✓6	Karen Carpenter	NNC	36-8
Scr ✓7	Denise Fox	GFC	35-11 1/2
✓8	Susan Greenwood	LIN	35-10 1/2
✓9	Patti Stacey	EOSC	35-8
10	Michelle Tomlinsen	WOSC	34-8
11	Genie Simeona	EOSC	33-4
12	Leslie Johnson	L&C	31-1 1/2

WOMEN'S TRIPLE JUMP

PLACE	NAME	SCHOOL	DISTANCE
✓1	Lara Wright	WU	36-11 1/2
✓2	Shelly Woodside	LIN	35-11 1/2
✓3	Stacey Lee	LIN	33-10 1/2
✓4	Krys Duncan	L&C	33-8 3/4
✓5	Shannon Gates	SOSC	33-5
✓6	Amy Bolger	L&C	32-6
✓5 ✓7	Kami Gee	WOSC	31-10 1/2 33-8

**33rd ANNUAL**

**NAIA DISTRICT 2  
TRACK & FIELD  
CHAMPIONSHIPS**



**May 8-9, 1987  
McMINNVILLE, OREGON**

NAIA DISTRICT CHAMPIONSHIPS

May 8-9, 1987

Time Schedule

Thursday, May 7: (7:30 p.m.)

Confirmation Meeting

Friday, May 8:

11:00	HAMMER THROW (M)
12:00	Discus (W,M) after Hammer Long Jump (M,W) 800 Medley Relay (W)
12:15	10,000 (M)
12:55	10,000 (W)
1:45	3000 (W)
2:00	High Jump (M)
2:05	High Hurdles Heats (W,M)
2:25	400 Heats (W,M)
2:45	100 Heats (W,M)
3:05	800 Heats (W,M)
3:25	400 Hurdles Heats (W,M)
3:45	200 Heats (W,M)
4:05	Steeplechase (M)
5:00	Coaches Meeting

Saturday, May 9:

12:00	Javelin (M,W) Shotput (M,W) Pole Vault (M) 10,000 Walk (M) High Jump (W) Triple Jump (M,W)
1:30	400 Relay (Women, then men, in all running events)
1:45	1500
2:00	High Hurdles
2:15	400
2:30	100
2:45	800
3:00	400 Hurdles
3:15	200
3:30	5000
4:15	1600 Relay
4:30	Team Championship Awards

NAIA DISTRICT #2 TEAM CHAMPIONS  
TRACK AND FIELD

\*\*\*\*\*

MEN'S TEAM

1955	Lewis & Clark	Eldon Fix
1956	Lewis & Clark	Eldon Fix
1957	Lewis & Clark	Eldon Fix
1958	Lewis & Clark	Eldon Fix
1960	Portland State	Ralph Davis
1961	Portland State	Ralph Davis
1962	Southern Oregon	Dan Bulkley
1963	Southern Oregon	Dan Bulkley
1964	Southern Oregon	Dan Bulkley
1965	Lewis & Clark	Eldon Fix
1966	Lewis & Clark	Eldon Fix
1967	Lewis & Clark	Eldon Fix
1968	Lewis & Clark	Eldon Fix
1969	Lewis & Clark	Eldon Fix
1970	Oregon College	Don Spinas
1971	Oregon College	Don Spinas
1972	Oregon College	Don Spinas
1973	Oregon College	Don Spinas
1974	Oregon College	Don Spinas
1975	Linfield	John Knight
1976	Linfield	John Knight
1977	Lewis & Clark	Eldon Fix
1978	Lewis & Clark	Eldon Fix
1979	Southern Oregon	Stan Goodell
1980	George Fox	Rich Allen
1981	Lewis & Clark	Eldon Fix
1982	Willamette	Charles Bowles
1983	Willamette	Charles Bowles
1984	Willamette	Charles Bowles
1985	Western Oregon	Don Spinas
1986	Southern Oregon	Monty Cartwright

WOMEN'S TEAMS

1983	Willamette	Charles Bowles
1984	Willamette	Charles Bowles
1985	Portland	Mike Johnson
1986	Western Oregon	Don Spinas



NAIA DISTRICT 2 RECORDS (Women)

100	12.1	Antonette Blythe	Northwest Nazarene	1983
200	25.47	Sheren Wegener	Western Oregon	1986
400	57.73	Kelley Wright	Western Oregon	1986
800	2:16.3	Julie Blum	Willamette	1985
1500	4:28.61	Laura Johnson	U. of Portland	1986
3000	9:33.6	Ann Manning	Portland	1985
5000	16:58.8	Clare Krill	Portland	1985
10,000	37:41.1	Molly Ostlund	Portland	1985
100 HH	15.3	Lisa Jacobs	Lewis & Clark	1985
400 LH	1:03.1	Petra Johnson	Linfield	1985
400 Relay	49.0	Seuell, Wright, Hannon, Wegener	Western Oregon	1986
Mile Relay	3:59.4	Woodside, Nichols, Johnson, Sieverling	Linfield	1985
Long Jump	18-2 3/4	Cindy Fulks	Western Baptist	1983
High Jump	5-8	Sandy Stearns	Western Oregon	1984
Shot Put	44-3 1/4	Paige Daugherty	Lewis & Clark	1985
Discus	140-4	Lea Bush	Willamette	1986
Javelin	152-9	Sandy Bean	Southern Oregon	1985
Heptathlon	4651	Sharon Jensen	Western Oregon	1987
800m Medley	1:48.49	Seuell, Hannon, Wegener, Wright	Western Oregon	1986

NAIA DISTRICT 2 RECORDS (Men)

100	10.4	Greg Griffin	George Fox	1977
		Terry Hendrix	Southern Oregon	1983
200	21.8	Keith Shriver	Linfield	1969
		Mark Burt	Pacific	1976
400	47.2	Carl Shaw	Linfield	1976
800	1:50.8	Bruce Vogel	Oregon College	1972
1500	3:49.7	Steve Hills	Northwest Nazarene	1975
Steeplechase	8:53.9	Kelly Jensen	Southern Oregon	1978
5000	14:22.4	Steve Blikstad	George Fox	1979
10,000	30:25.3	Don Stearns	Eastern Oregon	1981
110m H	14.0	Rick Fergesen	Lewis & Clark	1977
400m I.H.	52.1	Tim Gilbert	Northwest Nazarene	1978
400 Relay	41.7	Carter, Lazelle Smith, King	Linfield	1976
		Koroma, Reynolds, Neeley, Griffin	George Fox	1978
		Biamont, Taylor, Findling, Mobley	Western Oregon	1986
Mile Relay	3:14.8	Lazelle, Minors Carter, Shaw	Linfield	1976
Shotput	56-5 1/2	Ken Patera	Portland State	1963
Discus	170-11	Harland Yriarte	Southern Oregon	1969
Javelin	249-6	Tony Grant	Oregon Tech	1972
Hammer	178-9	Glen Hill	Western Oregon	1986
High Jump	6-10 1/4	Scott Wallace	Willamette	1980
Long Jump	23-11 1/4	Karl Koenig	Oregon College	1978
Triple Jump	48-10 1/4	Randy Jones	Pacific	1979
Pole Vault	15-7	Dave McDonald	George Fox	1969
Decathlon	7154	Mark Burt	Pacific	1976
Marathon	2:22.06	Larry Miller	Southern Oregon	1974
10,000 Walk	48:35.5	Sam Shick	Lewis & Clark	1979

DISTRICT TRACK & FIELD CHAMPIONSHIPS - WILLAMETTE - MAY 9 & 10, 1986 - Women

TEAM SCORES: Western Oregon 171½, Willamette 96½, Linfield 93, Lewis & Clark 90, Southern Oregon 67, University of Portland 65, George Fox 31, Northwest Nazarene 15, Eastern Oregon 13.

10,000 - (1) Marilyn Fishback, Will, 38:52.4 (HT); (2) Nancy Roley, GF, 40:33.7 (HT); (3) Susan Murray, LC, 41:12.1 (HT); (4) Teresa Beeman, Lin, 41:28.3 (HT); (5) Shawn Benningfield, WOSC, 41:35.7 (HT).

3,000 - (1) Ann Manning, UP, 9:34.38; (2) Laura Johnson, UP, 9:45.45; (3) Mary Hellenkamp, UP, 10:04.86; (4) Kristy Johnston, UP, 10:10.43; (5) Julie O'Leary, WOSC, 10:19.86; (6) Karen Wilhems, UP, 10:32.58; (7) Kristin Peterson, Will, 10:42.92; (8) Megan O'Leary, EOSC, 11:18.46; (9) Kathy Hiatt, SOSC, 11:32.68.

800m MEDLEY - (1) Western Oregon (Seuell, Hannon, Wegener, Wright), 1:48.49; (2) Southern Oregon, 1:52.28; (3) Linfield, 1:54.71; (4) Willamette, 1:54.77; (5) Lewis & Clark, 1:56.68.

DISCUS THROW - (1) Lea Bush, Will, 140'4", (2) Paula Wittenberg, GF, 138'8"; (3) Dana Jester, WOSC, 123'0"; (4) Debbie Garrison, SOSC, 121'11"; (5) Dixie McCadden, EOSC, 115'11".

LONG JUMP - (1) Sharon Jensen, WOSC, 17'6"; (2) Shelly Woodside, Lin, 17'1½"; (3) Karla Jones, Will, 16'10"; (4) Pam Arens, Will, 16'8"; (5) Carol Lafferty, NNC, 16'3 3/4"; (6) Teresa Hannon, WOSC, 16'1½"; (7) Cathy Buhler, UP, 15'11"; (8) Sandy Duchow, LC, 15'10½".

HIGH JUMP - (1) Amy Bolger, LC, 5'5"; (2) Lisa Lind, Lin, 5'4"; (3) Amy Gakstatter, Will, 5'3"; (4) Kelley Lovejoy, WOSC, 5'3"; (5) Melonie Bryne, WOSC, 5'1" (tie), Shannon Baird, Will, 5'1".

JAVELIN THROW - (1) Debbie Barnhurst, WOSC, 146'1"; (2) Lori Wagner, SOSC, 141'5"; (3) Denise Fox, GF, 140'3"; (4) Chris Etner, SOSC, 137'8"; (5) Kim Halter, Lin, 137'7"; (6) Leslie Johnson, LC, 133'8"; (7) Karen Carpenter, NNC, 119'7"; (8) Kellie Osborn, 118'5".

400m RELAY - (1) Western Oregon (Seuell, Wright, Hannon, Wegener), 49.0; (2) Linfield, 50.0; (3) Southern Oregon, 50.7; (4) Lewis & Clark, 51.3; (4) Willamette, 51.4.

1500m - (1) Laura Johnson, UP, 4:28.61; (2) Ann Manning, UP, 4:31.48; (3) Julie O'Leary, WOSC, 4:44.44; (4) Kathryn O'Leary, WOSC, 4:46.71; (5) Jennifer Neilson, Will, 4:47.82; (6) Angela Thatcher, Lin, 4:52.53; (7) Julie Richardson, WOSC, 4:59.88; (8) Kris Knobel, WOSC, 5:05.49.

SHOTPUT - (1) Dixie McCadden, EOSC, 41'1"; (2) Lea Bush, Will, 39'3½"; (3) Debbie Garrison, SOSC, 38'7½"; (4) Dana Jester, WOSC, 38'5"; (5) Cheryl Funk, GF, 37'4"; (6) Melanie Byrne, WOSC, 31'5".

100m HURDLES - (1) Shelley Woodside, Lin, 15.69; (2) Sharon Jensen, WOSC, 15.98; (3) Linda Olson, SOSC, 16.20; (4) Sarah Lowell, LC, 16.31; (5) Lisa Lind, Lin, 16.84; (6) Sandy Ward, SOSC, 16.98; (7) Karen Wilkinson, GF, 17.38; (8) Liz Ardinger, LC, 17.77.



DISTRICT CHAMPIONSHIPS

MAY 9 & 10, 1987

Page 2

100m - (1) Sheren Wegener, WOSC, 12.06; (2) Kim Klein, Will, 13.24; (3) Carolyn Lafferty, NNC, 13.44; (4) Linda Olson, SOSC, 13.53; (5) Cathy Sewell, WOSC, 13.59; (6) Crystal Simon, Will, 13.91.

200m - (1) Sheren Wegener, WOSC, 25.47; (2) Kelley Wright, WOSC, 25.99; (3) Cathy Buhler, UP, 26.96; (4) Cathy Sewell, WOSC, 27.05; (5) Carolyn Lafferty, NNC, 27.14; (6) Kathy Staat, SOSC, 27.71; (7) Diane Willims, SOSC, 28.52; (8) Holly Duncan, NNC, 29.00.

800m - (1) Joanne Hudson, WOSC, 2:20.1; (2) Theresa Kosctiecs, UP, 2:20.4; (3) Tammy Young, WOSC, 2:20.8; (4) Patty Aho, WOSC, 2:21.9; (5) Kathryn O'Leary, WOSC, 2:22.4; (6) Meg Finaly, LC, 2:22.7.

400m - (1) Kelley Wright, WOSC, 57.73; (2) Nicole Perry, LC, 1:00.38; (3) Kari Larsen, LC, 1:01.75; (4) Diane Williams, SOSC, 1:03.18; (5) Holly Duncan, NNC, 1:04.40; (6) Diane Evers, EOSC, 1:05.32.

400m HURDLES - (1) Petra Johnson, Lin, 1:04.63; (2) Christie Lawson, SOSC, 1:07.87; (3) Michelle Thomas, LC, 1:10.17; (4) Mary Thomson, Lin, 1:11.66; (5) Liz Ardinger, LC, 1:13.30; (6) Linda Olsen, SOSC, 1:14.22.

TRIPLE JUMP - (1) Shelley Woodside, Lin, 36'2"; (2) Sandy Duchow, LC, 34'4 3/4"; (3) Theresa Hannon, WOSC, 33'4"; (4) Amy Bolger, LC, 32'6 1/2"; (5) Dyan Cartwright, SOSC, 31'18 1/2"; (6) Chris Chua, NNC, 30'10"; (7) Sarah Lowell, LC, 30'5 1/2"; (8) Kelley Lovejoy, WOSC, 30'1 1/4".

5000m - (1) Kara Crisifulli, Will, 17:40.8; (2) Kristin Peterson, Will, 18:26.8; (3) Nancy Roley, GF, 18:33.8; (4) Angela Thatcher, Lin, 18:37.7; (5) Laurie Bristow, Lin, 18:52.6; (6) Cathy Mithelmore, LC, 18:57.6; (7) Laurie Underwood, LC, 19:03.1; (8) Julie Dimick, WOSC, 19:09.4.

1600m RELAY - (1) Western Oregon (Jesen, Hudson, Wegener, Wright), 4:05.01; (2) Lewis & Clark, 4:11.56; (3) Willamette, 4:12.26; (4) Southern Oregon, 4:20.61.

DISTRICT TRACK & FIELD CHAMPIONSHIPS - WILLAMETTE - MAY 9 & 10, 1986 - Men

TEAM SCORES: Southern Oregon 174, Western Oregon 1663/5, Willamette 1567/10. Linfield 953/5, Lewis & Clark 36, George Fox 343/5, Eastern Oregon 30, Northwest Nazarene 15½.

HAMMER THROW - (1) Glen Hill, WOSC, 178'9"; (2) Phil Killinger, Lin, 164'8"; (3) Brian Caster, Lin, 164'8"; (4) Scott Polen, WOSC, 158'9"; (5) Jim Gorman, Will, 153'10"; (6) Soren Sorenson, 152'0"; (7) Mike Watts, GF, 147'5"; (8) Doug Dean, Lin, 146'5".

10,000m - (1) Kirk Reynolds, LC, 31:42.21; (2) Greg Miller, EOSC, 31:46.72; (3) Jerred Gildehaus, GF, 31:51.79; (4) Andy Libert, Will, 32:02.26; (5) Ray Whitlow, Lin, 32:06.32; (6) David Gilroy, Will, 32:22.57; (7) Dwight Larabee, GF, 32:30.03; (8) Joshua Sacon, SOSC, 32:40.01; (9) Kevin Wright, NNC, 32:51.41; (10) Bob Frost, Lin, 32:51.89.

LONG JUMP - (1) Joe Hill, SOSC, 22'10½"; (2) Kevin Connors, Will, 22'5"; (3) Kelly Ferrenburg, Lin, 22'1"; (4) Larry Conaway, WOSC, 21'10 3/4"; (5) Ron Mobley, WOSC, 21'10½"; (6) Kurt Hargett, WOSC, 21'6 3/4"; (7) Randy Coombs, LC, 21'6½"; (8) Les Harrison, GF, 20'7½".

DISCUS THROW - (1) Soren Sorenson, WOSC, 157'10"; (2) Ivan Parker, SOSC, 155'11"; (3) Mike Watts, GF, 146'6"; (4) Paul Maddox, GF, 140'3"; (5) Doug Sommer, Will, 139'6"; (6) Steve Curl, NNC, 139'1"; (7) Mike Schaan, SOSC, 135'3"; (8) Arnold Wardwell, SOSC, 132'1".

HIGH JUMP - (1) Joe Hill, SOSC, 6'6"; (2) Shawn Graner, SOSC, 6'6"; (3) Dwight French, WOSC, 6'5"; (4) Kevin Connors, Will, 6'3"; (5) (tie) Bryant Anderson, Lin, 6'1", Jim Holmes, WOSC, 6'1", Scott Healy, Will, 6'1", Rob Kliewer, Will, 6'1", Keith Wrigley, GF, 6'1".

STEEPLECHASE - (1) Jason Sele, WOSC, 9:24.32; (2) James Edmark, Will, 9:27.71; (3) Ron Ares, LC, 9:44.75; (4) Duke Ritenhouse, LC, 9:48.14; (5) Brad Holbrook, SOSC, 9:48.42; (6) Scott Ball, GF, 9:55.41; (7) Doug Winn, 10:05.79; (8) Dan Price, GF, 10:05.94; (9) Robert Crandall, LC, 10:19.

SHOTPUT - (1) Ivan Parker, SOSC, 55'3"; (2) Michael County, SOSC, 48'7"; (3) Kelley Highberger, WOSC, 47'11"; (4) Arnold Wadwell, SOSC, 47'11"; (5) Soren Sorenson, WOSC, 47'5"; (6) Hank Wyborney, NNC, 46'6½"; (7) Matt Lydum, WOSC, 45'8"; (8) Randy Beetchow, EOSC, 41'11½".

TRIPLE JUMP - (1) Kevin Connors, Will, 47'0"; (2) Kele Marsters, Lin, 46'1½"; (3) John Prevedello, Lin, 44'7½"; (4) Dwight French, WOSC, 44'2 3/4"; (5) Scott Anderson, WOSC, 42'11½"; (6) Shawn Granger, SOSC, 42'4½"; (7) Jerry Fuls, GF, 41'7 3/4"; (8) Keith Wigley, GF, 41'7".

10,000m WALK - (1) Randy Jacobs, Will, 50:37.8; (2) Fred Clair, EOSC, 53:44.6; (3) Troy O'Donnell, Will, 59:54.4; (4) Mark Willamen, SOSC, 1:01:07.2.

400m RELAY - (1) Western Oregon (Biamont, Taylor, Findling, Mobley), 41.7; (2) Willamette, 43.3; (3) Southern Oregon, 43.3; (4) Lewis & Clark, 43.7; (5) Northwest Nazarene, NT, (6) George Fox, NT.

1500m - (1) Dave Beck, SOSC, 3:56.42; (2) Brandt Lind, WOSC, 3:57.03; (3) Todd Thomas, SOSC, 4:00.69; (4) Joe Alward, Lin, 4:02.48; (5) Ron Ares, LC, 4:02.58; (6) Andy Mitchell, Will, 4:05.59; (7) Dan O'Leary, Lin, 4:07.39; (8) Jason Sele, WOSC, 4:09.3; (9) John Schrock, WOSC, 4:14.04; (10) David Jordan, WOSC, 4:25.4.

DISTRICT CHAMPIONSHIPS

May 9 & 10, 1987

Page 2

110m HURDLES - (1) Sam Lapray, Will, 15.02; (2) Tim Rupp, SOSC, 15.27; (3) Kevin Taylor, SOSC, 15.69; (4) Larry Conaway, WOSC, 16.04; (5) Keith Wigley, GF, 16.42; (6) Craig McKee, Will, 16.45; (7) Tim Dahlin, GF, 16.74.

400m - (1) David Scearce, Will, 48.64; (2) Karl Findling, WOSC, 48.88; (3) D.J. Branson, SOSC, 49.56; (4) Jim Fahey, WOSC, 49.86; (5) Tim Sievers, NNC, 50.76.

POLE VAULT - (1) Kevin Taylor, SOSC, 14'0"; (2) Cary Dovenberg, SOSC, 13'2"; (3) Scott Anderson, WOSC, 13'2"; (4) Keith Wigley, GF, 13'2"; (5) Mike Gilbert, NNC, 12' 8" (tie) Scott Healy, Will, 12'8"; Ken Helm, Will, 12'8".

100m - (1) Greg Will, Lin, 11.22; (2) Ron Mobley, WOSC, 11.33; (3) Tom Mell, LC, 11.49; (4) Rich Torquato, Will, 11.51; (5) Tim Biamont, WOSC, 11.57; (6) Kurt Hargett, WOSC, 11.63; (7) Tim Hyatt, GF, 11.93.

800m - (1) Rob MacGinnitie, Will, 1:54.72; (2) Todd Thomas, SOSC, 1:54.86; (3) Steve Uomini, Will, 1:55.45; (4) Dave Beck, SOSC, 1:59.53; (5) Randy Swigart, GF, 1:59.72; (6) Ed Esse, WO, 2:00.7; (7) Rocky Baker, LC, 2:01.5.

400m HURDLES - (1) Bob DeVlydere, Will, 53.33; (2) Randy Reason, Lin, 54.52; (3) Tim Rupp, SOSC, 55:40; (4) Mike Gilbert, NNC, 55.58; (5) Sam Lapray, Will, 55:68; (6) Randy Folker, Will, 57:08; (7) Craig McKee, Will, 58.03; (8) Jeff Jacobs, WOSC, 58.77.

JAVELIN THROW - (1) Mike Keizur, WOSC, 204'11"; (2) Michael County, SOSC, 190'10"; (3) Allen Perkins, SOSC, 180'5"; (4) Rusty Lorenz, Will, 173'8"; (5) Cary Dovenberg, SO, 172'9"; (6) Mark Garvey, Lin, 164'9".

200m - (1) Greg Will, Lin, 21.8; (2) Karl Findling, WOSC, 22.2; (3) Tim Biamont, WOSC, 22.6; (4) Curtis Brown, Lin, 22.9; (5) D.J. Bransom, SOSC, 23.1; (6) Tim Sievers, NNC, 23.3.

5000m - (1) Tad Woosley, WOSC, 14:55.3; (2) Joe Alward, Lin, 14:59.7; (3) Mike Kennedy, Lin, 15:07.8; (4) Greg Miller, EOSC, 15:08.8; (5) James Edmark, Will, 15:22.4; (6) Dan O'Leary, Lin, 15:25.1.

1600m RELAY - (1) Western Oregon (Fahey, Hargett, Mobley, Gilbert), 3:19.59; (2) Willamette, 3:19.98; (3) Linfield, 3:21.79; (4) Lewis & Clark, 3:25.73; (5) Northwest Nazarene, 3:25.76; (6) Southern Oregon, 3:26.18; (7) George Fox, 3:29.16.

TEAM ENTRY LIST PAGE 1

**EASTERN OREGON STATE COLLEGE**

Women's Coach:  
Ken McGee

245 Margaret Doherty  
246 Chrissy Gillette  
247 Carole Jones  
248 Dixie McCadden  
249 Trudy Rose  
250 Neysa Rowe  
251 Genie Simenoa  
252 Patti Stacey  
253 Johanna Williams

Men's Coach:  
Ken McGee

254 Jurgen Achertbosch  
255 Mike Appleton  
256 Jim Block  
257 Nate Borchert  
258 Antwionne Brooks  
259 Mike Castro  
260 Lance Dixon  
261 Darren Gibson  
262 Jordan Hackwith  
263 Todd Halter  
264 Eric Jensen  
265 Jeff McDonald  
266 Greg Miller  
267 Paul Nua  
268 Ken Rankin  
269 Mitch Seal  
270 Shawn Steen  
271 Will Waddell

**GEORGE FOX COLLEGE**

Women's Coach:  
Wendell Otto

272 Denise Fox  
273 Kali Haverstock  
274 Eliane Haworth  
275 Michelle Lang  
276 Diane Peterson  
277 Marta Shields  
278 Meliane Springer  
279 Sue Woosley

Men's Coach:  
Rich Allen

280 Tim Conley  
281 Scott Cummins  
282 Rod Eakin  
283 Dave Elkins  
284 Tim Graham  
285 Pat Leeper  
286 David Mueller  
287 David Nickell  
288 Adolphus Onua  
289 Randy Swigart  
290 Mike Watts

**LINFIELD COLLEGE**

Women's Coach:  
Rudy Pearson

291 Teresa Beeman  
292 Susan Greenwood  
293 Kim Halter  
294 Javian Jones  
295 Kathy Kubik  
296 Melanie Leckenby  
297 Stacey Lee  
298 Lisa Lind  
299 Nadine Price  
300 Mary Tepper  
301 Angela Thatcher  
302 Katie Wambach  
303 Val White  
304 Shelly Woodside

Men's Coach:  
George Oja

305 John Albrecht  
306 Mark Anderson  
307 Curtis Brown  
308 PJ Coonrod  
309 Sean Coste  
310 Doug Dean  
311 Mark Garvey  
312 Lance Hansen  
313 Dave Hodl  
314 Kyle Kobow  
315 Kele Marsters  
316 Doug Rogers  
317 Pat Seehafer  
318 Steve Seymour  
319 Will Stanton  
320 Dan Tow  
321 Tony Truax  
322 Scott Voyles  
323 John Weeks  
324 John Weisel

TEAM ENTRY LIST PAGE 2

**LEWIS AND CLARK COLLEGE**

Women's Coach:  
David Fix

325 Liz Ardinger  
326 Amy Bolger  
327 Paige Daugherty  
328 Krys Duncan  
329 Meg Finaly  
330 Leslie Johnson  
331 Jeannine Lama  
332 Kari Larsen  
333 Nicole Perry  
334 Shereen Reaney

Men's Coach:  
David Fix

335 Ron Ares  
336 Greg Berry  
337 Jim Blakemore  
338 Mark Caine  
339 Bob Harris  
340 Eric Hartmann  
341 Jeff Houts  
342 Dave Kelley  
343 Ken Ouellette  
344 Nick Rinard  
345 Duke Ritenhouse  
346 Tom Snider  
347 John Telesmanich  
348 Deon Waldow  
349 Gary Wescott

**NORTHWEST NAZARENE COLLEGE**

Women's Coach:  
Shannon Miller

350 Karen Carpenter  
351 Carmen Garwick  
352 Rhonda Hardaway  
353 Carmen Garwick  
354 Carol Oord  
355 Alicia Tilzey  
356 Chelly Tilzey  
357 Jana Zellneer

Men's Coach:  
Shannon Miller

358 Steve Barstow  
359 Jay Clark  
360 Steve Curl  
361 Doug Edwards  
362 Doug Foward  
363 Mike Gilbert  
364 Dale Huemoeller  
365 Robin Milokavich  
366 John Oord  
367 Todd Quinn  
368 Kevin Weight  
369 Shawn White  
370 Hank Wyborney  
371 Steve Yeager

**SOUTHERN OREGON STATE**

Women's Coach:  
Monty Cartwright

372 Mindy Brown  
373 Jill Cochran  
374 Elaine Delsman  
375 Kris Ettner  
376 Shannon Gates  
377 Kris Russell  
378 Debbie Settell  
379 Kathy Staat  
380 Lenny Wallace

Men's Coach:  
Monty Cartwright

381 Mark Berry  
382 Russ Burkner  
383 Todd Chandler  
384 Mike County  
385 Bob Craig  
386 Tim Dorsey  
387 John Eugene  
388 Dave Florence  
389 Aaron Harding  
390 Brad Holbrook  
391 Bob Julian  
392 Clint McClellan  
393 Tom Mills  
394 Greg Molitar  
395 Scott Noren  
396 Dale Osborne  
397 Mike Paddock  
398 Kevin Reed  
399 Tim Rupp  
400 Joshua Sacon  
401 Randy Settell  
402 Tim Stashin  
403 Kevin Taylor  
404 Aaron Wardwell

**WILLAMETTE UNIVERSITY**

Women's Coach:  
Chuck Boles

405 Julie Blum  
406 Wendy Boren  
407 Linda Brown  
408 Heidi Buckmaster  
409 Kelli Cammack  
410 Irene Jones  
411 Diana McDonald  
412 Stephanie Payne  
413 Kristin Peterson  
414 Alisa Thomas  
415 Erin Weeks  
416 Karen Wilcox  
417 Lara Wright

Men's Coach:  
Chuck Boles

418 Jack Catton  
419 Jay Coleman  
420 David Collins  
421 Kevin Connors  
422 Eric Cooley  
423 Mike DeDonno  
424 Bob DeVylDere  
425 Jeff Fowler  
426 Mike Gile  
427 Scott Healy  
428 Randy Jacobs  
429 Amar Kamadoli  
430 Kevin Kelly  
431 Jeff Kilday  
432 Rob Kliewer  
433 Erick Landeen  
434 Sam Lapray  
435 Rob MacGinnitie  
436 Don Mespelt  
437 Gareth Pooleon  
438 Troy O'Donnell  
439 Rich Pykkonen  
440 David Searce  
441 Doug Sommer  
442 Dan Thomas  
443 Jim Williams  
444 Tony Willie  
445 Jeff Wiltsey

**WESTERN OREGON STATE COLLEGE**

Women's Coach:  
Don Spinas

446 Debra Dick  
447 Julie Dimick  
448 Darcy Eastland  
449 Kami Gee  
450 Linda Henderson  
451 Sharon Jensen  
452 Sandy Loop  
453 Kelly Lovejoy  
454 Julie O'Leary  
455 Kathryn O'Leary  
456 Dianne Plagge  
457 Kellie Osborn  
458 Brenda Thwaite  
459 Michelle Tomlinsen  
460 Sharon Wegener  
461 Kellie Wright

Men's Coach:  
Don Spinas

462 Tim Biamont  
463 Kim Brown  
464 Gerry Clark  
465 Bob Cornes  
466 Todd Danko  
467 Dan Daveport  
468 Ed Esse  
469 Dwight French  
470 Dan Gorman  
471 John Guza  
472 Kurt Hargett  
473 Jeff Jacobs  
474 Dave Jaconnetti  
475 David Jordan  
476 Doug Ladd  
477 Matt Lydum  
478 Shaun McNealy  
479 Brian Reick  
480 Soren Sorenson  
481 Darryl Stickles  
482 Les Taylor  
483 Wes Tilgner  
484 Keith Ussery  
485 Frank VanDyke  
486 Dan Watkins  
487 Kevin Winfield  
488 Rob Wood

NAIA DISTRICT #2 MARATHON - Feb. 28, 1987

Men's Division:

1.	John Oord	NNC	2:45.30
2.	Joe Alueta	SOSC	2:52.44
3.	Eric Jensen	EOSC	2:54.56
4.	Chris Duquette	WU	2:55.45
5.	Mike Del Donno	WU	3:00.48
6.	Jay Coleman	WU	3:06.34

Women's Division:

1.	Elaine Delsman	SOSC	3:07.17
2.	Kali Haverstock	GF	3:51.07

PAST DISTRICT CHAMPIONS

Men's Division:

1984	Jim Wyatt	Lin	2:31.07
1985	Dwight Larabee	GF	2:37.26
1986	Greg Miller	EOSC	2:34.57

Women's Division:

1984	Nadine Price	Lin	3:06.47
1985	Kathleen Welland	L&C	3:14.35
1986	Laura LewAllen	L&C	3:26.51

\* \* \* \* \*

NAIA DISTRICT #2 HEPTATHLON - April 20-21, 1987

1.	Sharon Jensen	WOSC	4651
2.	Shannon Gates	SOSC	4039
3.	Shelley Woodside	Lin	3608
4.	Carole Jones	EOSC	3565
5.	Val White	Lin	3480
6.	Lenore Wallace	SOSC	3387

\* \* \* \* \*

NAIA DISTRICT #2 DECATHLON - April 20-21, 1987

1.	Mike Gilbert	NNC	6256
2.	Shawn Steen	EOSC	5991
3.	David Nickell	GF	5940
4.	Darryl Stickles	WOSC	5928
5.	Kurt Hargett	WOSC	5855
6.	Scott Healy	Will	5691
7.	Kevin Taylor	SOSC	5666
8.	Dwight French	WOSC	5634



WOMEN'S ENTRY LIST PAGE 1

**WOMEN'S 100 METER DASH**

RANK	NAME	SCHOOL	TIME
1	Nicole Perry	L&C	12.60
2	Sharon Wegener	WOSC	12.5
3	Kathy Kubik	LIN	12.6
4	Alisa Thomas	WU	12.88
4	Stephanie Payne	WU	12.88
6	Kari Larsen	L&C	12.8
7	Mary Tepper	LIN	13.11
8	Erin Weeks	WU	13.29
9	Jill Cochran	SOSC	13.2
10	Shereen Reaney	L&C	13.42
11	Liz Ardinger	L&C	13.57
12	Kathy Staat	SOSC	13.6
13	Trudy Rose	EOSC	13.7

**WOMEN'S 200 METER DASH**

RANK	NAME	SCHOOL	TIME
1	Nicole Perry	L&C	25.4
2	Sharon Wegener	WOSC	25.6
2	Kari Larsen	L&C	25.6
4	Kathy Staat	SOSC	25.8
5	Sharon Jensen	WOSC	26.2
5	Marta Shields	GFC	26.2
7	Stephanie Payne	WU	26.3
8	Mary Tepper	LIN	26.7
8	Alisa Thomas	WU	26.7
10	Shelly Woodside	LIN	26.9
11	Kathy Kubik	LIN	27.2
12	Elaine Haworth	GFC	27.6
12	Jill Cochran	SOSC	27.6

**WOMEN'S 400 METERS DASH**

RANK	NAME	SCHOOL	TIME
1	Nicole Perry	L&C	57.27
2	Kari Larsen	L&C	57.97
3	Kathy Staat	SOSC	59.8
4	Javian Jones	LIN	60.4
5	Marta Shields	GFC	60.6
6	Kris Russell	SOSC	60.9
7	Irene Jones	WU	61.28
8	Linda Brown	WU	61.49
9	Carole Jones	EOSC	61.5
10	Sandy Loop	WOSC	62.1
11	Alisa Thomas	WU	62.7
12	Brenda Thwaite	WOSC	62.8
13	Jana Zellmer	NNC	63.0
14	Christine Gillette	EOSC	63.1
15	Elaine Haworth	GFC	63.7
16	Margaret Doherty	EOSC	64.0

**WOMEN'S 800 METER RUN**

RANK	NAME	SCHOOL	TIME
1	Sharon Jensen	WOSC	2:16.66
2	Brenda Thwaite	WOSC	2:19.0
8	Meg Finaly	L&C	2:20.39
3	Sandy Loop	WOSC	2:20.8
7	Jeannine Lama	L&C	2:21.34
4	Meliane Springer	GFC	2:21.6
5	Julie Dimick	WOSC	2:21.6
6	Kathryn O'Leary	WOSC	2:22.6
10	Julie Blum	WU	2:23.45
9	Wendy Boren	WU	2:24.63
11	Kari Larsen	L&C	2:25.2
12	Kelli Cammack	WU	2:25.8
13	Jana Zellmer	NNC	2:26.0
14	Neysa Rowe	EOSC	2:42.0

WOMEN'S ENTRY LIST PAGE 2

**WOMEN'S 1500 METER RUN**

RANK	NAME	SCHOOL	TIME
1	Kathryn O'Leary	WOSC	4:47.0
2	Julie O'Leary	WOSC	4:52.0
3	Sandy Loop	WOSC	4:54.0
4	Julie Dimick	WOSC	4:55.0
5	Angela Thatcher	LIN	4:55.2
6	Kristin Peterson	WU	4:55.73
7	Meg Finaly	L&C	4:57.2
8	Melanie Leckenby	LIN	4:57.3
9	Brenda Thwaite	WOSC	4:57.8
10	Kelli Cammack	WU	4:58.39
11	Debra Dick	WOSC	4:59.9
12	Jeannine Lama	L&C	5:01.86
13	Alica Tiltzey	NNC	5:06.0
14	Melanie Springer	GFC	5:12.9

**WOMEN'S 3000 METER RUN**

RANK	NAME	SCHOOL	TIME
1	Kathryn O'Leary	WOSC	10:29.0
2	Angela Thatcher	LIN	10:27.48
3	Julie Dimick	WOSC	10:40.0
4	Melanie Leckenby	LIN	10:46.5
5	Nadine Price	LIN	10:48.7
6	Kristin Peterson	WU	10:50.2
7	Elaine Delsman	SOSC	10:58.8
8	Debra Dick	WOSC	11:02.0
9	Alica Tiltzey	NNC	11:18.0
10	Michelle Lang	GFC	11:32.8

**WOMEN'S 5000 METER RUN**

RANK	NAME	SCHOOL	TIME
1	Kathryn O'Leary	WOSC	18:01.1
2	Julie O'Leary	WOSC	18:10.0
3	Kristin Peterson	WU	18:19.2
4	Angela Thatcher	LIN	18:31.3
5	Julie Dimick	WOSC	18:33.0
6	Melanie Leckenby	LIN	18:35.9
7	Nadine Price	LIN	18:45.3
8	Elaine Delsman	SOSC	19:10.0
9	Teresa Beeman	LIN	19:14.2
10	Diane Peterson	GFC	NT

**WOMEN'S 10,000 METER RUN**

RANK	NAME	SCHOOL	TIME
1	Teresa Beeman	LIN	40:02.88
2	Chelly Tiltzey	NNC	41:31.6
3	Kali Haverstock	GFC	42:36.0
4	Elaine Delsman	SOSC	43:30.0

**WOMEN'S 100 METER HIGH HURDLES**

RANK	NAME	SCHOOL	TIME
1	Shelly Woodside	LIN	15.0
2	Jill Cochran	SOSC	15.4
2	Sharon Jensen	WOSC	15.4
4	Lenny Wallace	SOSC	15.5
5	Val White	LIN	15.84
6	Lisa Lind	LIN	16.12
7	Liz Ardinger	L&C	16.22
8	Shannon Gates	SOSC	16.8
9	Kris Russell	SOSC	17.0
9	Darcy Eastland	WOSC	17.0
11	Mindy Brown	SOSC	17.1
12	Trudy Rose	EOC	17.3
13	Linda Henderson	WOSC	17.8

**WOMEN'S 400m INTERMEDIATE HURDLES**

RANK	NAME	SCHOOL	TIME
1	Sharon Jensen	WOSC	64.5
2	Kris Russell	SOSC	67.1
3	Lenore Wallace	SOSC	67.5
4	Val White	LIN	70.39
5	Liz Ardinger	L&C	70.41
6	Mindy Brown	SOSC	70.2
7	Lara Wright	WU	71.09
8	Linda Henderson	WOSC	73.5
9	Darcy Eastland	WOSC	75.4

WOMEN'S ENTRY LIST PAGE 3

**WOMEN'S 400 METER RELAY**

RANK	SCHOOL	TIME
1	L&C	49.84
2	LIN	50.46
3	SOSC	50.6
4	WOSC	50.7
5	WU	50.98
6	EOSC	53.9

**WOMEN'S 1600 METER RELAY**

RANK	SCHOOL	TIME
1	L&C	3:58.9
2	WOSC	4:05.22
3	WU	4:07.3
4	SOSC	4:10.9
5	LIN	4:12.9
6	EOSC	NT

**WOMEN'S 800 METER RELAY**

RANK	SCHOOL	TIME
1	LIN	1:54.0
2	L&C	NT
3	SOSC	NT
4	WU	NT

**WOMEN'S DISCUS**

RANK	NAME	SCHOOL	DISTANCE
1	Debbie Settell	SOSC	132-3
2	Johanna Williams	EOSC	127-9
3	Diana McDonald	WU	125-8
4	Paige Daugherty	L&C	116-10
5	Dixie McCadden	EOSC	107-10 1/2
6	Michelle Tomlinsen	WOSC	105-3 3/4
7	Rhonda Hardaway	NNC	103-4
8	Patti Stacey	EOSC	101-6

**WOMEN'S HIGH JUMP**

RANK	NAME	SCHOOL	HEIGHT
1	Sharon Jensen	WOSC	5-5
2	Amy Bolger	L&C	5-4
2	Kelly Lovejoy	WOSC	5-4
2	Lisa Lind	LIN	5-4
5	Sue Woolsey	GFC	5-2
5	Stacey Lee	LIN	5-2
7	Dianna Plagge	WOSC	5-1 1/4
8	Shannon Gates	SOSC	5-0
9	Kami Gee	WOSC	4-10
10	Carole Jones	EOSC	4-9 3/4
11	Krys Duncan	L&C	4-8
11	Chrissy Gillette	EOSC	4-8

**WOMEN'S JAVELIN**

RANK	NAME	SCHOOL	DISTANCE
1	Shannon Gates	SOSC	148-6
2	Leslie Johnson	L&C	146-3
3	Kris Ettner	SOSC	143-2
4	Denise Fox	GFC	141-7
5	Kim Halter	LIN	141-6
6	Heidi Buckmaster	WU	137-8
7	Kami Gee	WOSC	129-1 1/2
8	Karen Carpenter	NNC	129-0
9	Kellie Osborn	WOSC	126-0
10	Sharon Jensen	WOSC	122-0
11	Katie Wambach	LIN	118-2
12	Leslie Dyke	EOSC	110-0
13	Paige Daugherty	L&C	102-5

WOMEN'S ENTRY LIST PAGE 4

WOMEN'S LONG JUMP

RANK	NAME	SCHOOL	DISTANCE
1	Shereen Reaney	L&C	17-4
2	Sharon Jensen	WOSC	17-3
3	Shelly Woodside	LIN	16-9 1/4
4	Alisa Thomas	WU	16-8
5	Lara Wright	WU	16-6 1/4
6	Carole Jones	EOSC	16-2
7	Val White	LIN	16-1 1/2
8	Lisa Lind	LIN	16-0 1/4
9	Karen Wilcox	WU	15-8
10	Amy Bolger	L&C	15-0 3/4
11	Krys Duncan	L&C	14-10

WOMEN'S SHOT PUT

RANK	NAME	SCHOOL	DISTANCE
1	Paige Daugherty	L&C	43-8 1/2
2	Diana McDonald	WU	40-4 1/2
3	Johana Williams	EOSC	40-4
4	Debie Settell	SOSC	40-1
5	Dixie McCadden	EOSC	39-11
6	Karen Carpenter	NINC	36-8
7	Denise Fox	GFC	35-11 1/2
8	Susan Greenwood	LIN	35-10 1/2
9	Patti Stacey	EOSC	35-8
10	Michelle Tomlinsen	WOSC	34-8
11	Genie Simeona	EOSC	33-4
12	Leslie Johnson	L&C	31-1 1/2

WOMEN'S TRIPLE JUMP

PLACE	NAME	SCHOOL	DISTANCE
1	Lara Wright	WU	36-11 1/2
2	Shelly Woodside	LIN	35-11 1/2
3	Stacey Lee	LIN	33-10 1/2
4	Krys Duncan	L&C	33-8 3/4
5	Shannon Gates	SOSC	33-5
6	Amy Bolger	L&C	32-6
7	Kami Gee	WOSC	31-10 1/2

MEN'S ENTRY LIST PAGE 1

**MEN'S 100 METER DASH**

RANK	NAME	SCHOOL	TIME
1	Mark Caine	L&C	10.93
2	Tim Biamont	WOSC	10.7
3	Mark Berry	SOSC	10.8
4	David Searce	WU	11.09
5	Curtis Brown	LIN	10.9
5	Adolphus Onua	GFC	10.9
5	Antwionne Brooks	EOOSC	10.9
8	Les Taylor	WOSC	11.0
8	Kurt Hargett	WOSC	11.0
10	Mark Anderson	LIN	11.28
11	Robin Milokavich	NNC	11.1
11	David Mueller	GFC	11.1
11	Nate Borchert	EOOSC	11.1
14	Jeff Wiltsey	WU	11.39
15	Kele Marsters	LIN	11.2
16	Greg Beery	L&C	11.5
17	Ken Ouellette	L&C	12.24

**MEN'S 200 METER DASH**

RANK	NAME	SCHOOL	TIME
1	David Searce	WU	21.9
2	Mark Caine	L&C	22.28
3	Tim Biamont	WOSC	22.1
4	Mike Gilbert	NNC	22.2
4	Mark Berry	SOSC	22.2
6	Tim Conley	GFC	22.4
7	Nate Borchert	EOOSC	22.5
7	Keith Ussery	WOSC	22.5
7	Les Taylor	WOSC	22.5
7	Curtis Brown	LIN	22.5
7	Mark Anderson	LIN	22.5
12	Antwionne Brooks	EOOSC	22.9
13	Tim Dorsey	SOSC	23.0
13	Kele Marsters	LIN	23.0
13	Kurt Hargett	WOSC	23.0
16	David Mueller	GFC	23.1
17	Greg Beery	L&C	NT

**MEN'S 400 METER DASH**

RANK	NAME	SCHOOL	TIME
1	Mike Gilbert	NNC	48.38
2	Keith Ussery	WOSC	49.1
3	David Searce	WU	49.71
4	Tim Conley	GFC	49.7
5	Steve Yeager	NNC	50.0
6	Les Taylor	WOSC	50.5
7	Frank VanDyke	WOSC	50.6
8	Aaron Harding	SOSC	50.7
9	Mark Caine	L&C	51.27
10	Tim Dorsey	SOSC	51.2
11	Tony Willie	WU	52.17
12	Dan Davenport	WOSC	52.0
13	Greg Beery	L&C	52.65
14	Jurgen Achterbosh	EOOSC	53.7

**MEN'S 800 METER RUN**

RANK	NAME	SCHOOL	TIME
1	Wes Tilgner	WOSC	1:53.23
2	Steve Yeager	NNC	1:55.0
3	Bob Craig	SOSC	1:55.2
4	Rob Wood	WOSC	1:55.59
5	Aaron Harding	SOSC	1:56.0
6	Randy Swigart	GFC	1:56.9
7	Ed Esse	WOSC	1:57.1
8	Mike Appleton	EOOSC	1:57.2
9	Bob Harris	L&C	1:57.86
10	Jack Catton	WU	1:58.52
11	Scott Voyles	LIN	1:58.9
12	Ron Ares	L&C	1:59.0
13	Jeff McDonald	EOOSC	1:59.1
13	Tim Graham	GFC	1:59.1
13	Rob MacGinnitie	WU	1:59.41
15	Shaun McNealy	WOSC	1:59.7
16	Duke Ritenhouse	L&C	2:00.88
17	Will Stanton	LIN	2:01.5
19	Eric Hartmann	L&C	2:05.9

MEN'S ENTRY LIST PAGE 2

**MEN'S 1500 METER RUN**

RANK	NAME	SCHOOL	TIME
1	Wes Tilgner	WOSC	3:48.3
2	Mike Appleton	EOSC	3:56.9
3	Brad Holbrook	SOSC	3:58.8
4	Rob Wood	WOSC	3:59.0
5	Bob Craig	SOSC	4:01.3
6	Ron Ares	L&C	4:01.66
7	Dan Tow	LIN	4:01.69
8	Shaun McNealy	WOSC	4:02.0
9	Erick Landeen	WU	4:02.4
10	Duke Ritenhouse	L&C	4:05.31
11	Mike Paddack	SOSC	4:02.2
12	Aaron Harding	SOSC	4:08.0
13	Bob Harris	L&C	4:09.0
14	Randy Swigart	GFC	4:09.2
15	Jay Clark	NNC	4:12.0
16	Eric Hartmann	L&C	4:14.5
17	Rob MacGinnitie	WU	4:16.57

**MEN'S 3000 METER STEEPLECHASE**

RANK	NAME	SCHOOL	TIME
1	Ron Ares	L&C	9:18.89
2	Jason Sele	WOSC	9:22.5
3	Duke Ritenhouse	L&C	9:23.27
4	Brad Holbrook	SOSC	9:42.1
5	Bob Julian	SOSC	9:54.9
6	Mike Paddack	SOSC	9:55.0
7	Kevin Winfield	WOSC	10:06.0
8	Eric Hartmann	L&C	10:12.76
9	John Oord	NNC	10:15.0

**MEN'S 5000 METER RUN**

RANK	NAME	SCHOOL	TIME
1	Wes Tilgner	WOSC	14:54.0
2	David Jordan	WOSC	15:10.44
3	Erick Landeen	WU	15:12.73
4	Greg Miller	EOSC	15:17.6
5	Dan Tow	LIN	15:18.3
6	Ron Ares	L&C	15:22.6
7	Kevin Wright	NNC	15:23.5
8	Bob Julian	SOSC	15:33.2
9	Joshua Sacon	SOSC	15:36.0
10	Brad Holbrook	SOSC	15:40.0
11	Jay Coleman	WU	15:49.3
12	David Crook	WU	15:52.16
13	Kevin Kelly	WU	15:52.5
14	John Weisel	LIN	16:01.24
15	Brian Reick	WOSC	NT

**MEN'S 10,000 METER RUN**

RANK	NAME	SCHOOL	TIME
1	Kevin Wright	NNC	32:10.0
2	Greg Miller	EOSC	32:20.0
3	Erick Landeen	WU	32:13.08
4	Eric Jensen	EOSC	33:00.0
5	Amar Kamadoli	WU	33:01.36
6	Kevin Kelly	WU	33:29.6
7	Jay Coleman	WU	33:30.08
8	John Weisel	LIN	33:38.23
9	Mike DelDonno	WU	33:51.6
10	Joshua Sacon	SOSC	34:05.0
11	Bob Julian	SOSC	34:30.0
12	Brad Holbrook	SOSC	34:35.0
13	Brian Reick	WOSC	NT
14	John Guza	WOSC	NT

MEN'S ENTRY LIST PAGE 3

**MEN'S 10,000 METER WALK**

RANK	NAME	SCHOOL	TIME
1	Mltch Seal	EOSC	52:00
2	Jim Blakemore	L&C	NT
2	Randy Jacobs	WU	NT
2	Jeff Kilday	WU	NT
2	Troy O'Donnell	WU	NT
2	Dave Jaconetti	WOSC	NT
2	Tom Mills	SOSC	NT
2	Dave Florence	SOSC	NT

**MEN'S 110 METER HIGH HURDLES**

RANK	NAME	SCHOOL	TIME
1	Adolphus Onua	GFC	14.1
2	Scott Cummins	GFC	14.6
3	Sam Lapray	WU	14.87
4	Tim Rupp	SOSC	14.9
5	Dave Kelley	L&C	15.28
6	Bob DeVyldere	WU	15.31
7	Bob Cornes	WOSC	15.3
8	Dan Thomas	WU	15.68
9	Kevin Taylor	SOSC	15.5
9	Shawn Steen	EOSC	15.5
11	Darryl Stickers	WOSC	15.6
12	Dave Hodl	LIN	15.87
13	John Albrecht	LIN	16.0
14	Dwight French	WOSC	16.1
15	Mike Castro	EOSC	16.4
16	Dale Huemoeller	NNC	17.2

**MEN'S 400 METER INTERMEDIATE HURDLES**

RANK	NAME	SCHOOL	TIME
1	Bob DeVyldere	WU	54.22
2	Sam Lapray	WU	55.59
3	Shawn Steen	EOSC	55.64
4	Doug Rogers	LIN	55.5
5	Scott Cummins	GFC	55.8
6	Gareth Pooleon	WU	56.1
7	Jeff Wiltsey	WU	56.80
8	Dave Kelly	L&C	56.87
9	Tim Rup	SOSC	56.8
10	Dan Watkins	WOSC	57.9
11	Don Mesplet	WU	58.3
12	Jeff Jacobs	WOSC	58.8
13	Shawn White	NNC	61.0

**MEN'S 400 METER RELAY**

RANK	SCHOOL	TIME
1	WOSC	42.7
2	WU	43.1
3	GFC	43.6
4	L&C	43.7
5	LIN	43.9
6	NNC	44.2
7	SOSC	44.6
7	EOSC	44.6



MEN'S ENTRY LIST PAGE 4

MEN'S 1600 METER RELAY		
RANK	SCHOOL	TIME
1	WU	3:22.7
2	WOSC	3:22.8
3	GFC	3:24.4
4	SOSC	3:25.8
5	EOSC	3:28.4
6	LIN	3:28.4
7	NNC	3:29.5
8	L&C	3:30.6

MEN'S DISCUS			
RANK	NAME	SCHOOL	DISTANCE
1	Randy Settell	SOSC	169-3
2	Soren Sorenson	WOSC	166-10 1/2
3	Mike Watts	GFC	153-1
4	Dale Osborne	SOSC	148-5
5	Doug Sommer	WU	146-1
6	Arnold Wardwell	SOSC	140-3
7	Steve Curl	NNC	139-8
8	Eric Cooley	WU	137-6
9	Matt Lydum	WOSC	135-9 3/4
10	Tim Stashin	SOSC	135-0
11	Rich Pykkonen	WU	133-10
12	David Collins	WU	133-6
13	Clin McClellan	SOSC	130-0
14	Kyle Kobow	LIN	124-0
15	David Nickell	GFC	123-3
16	Gary Wescott	L&C	120-7
17	Deon Waldow	L&C	116-11
18	Lance Dixon	EOSC	103-10

MEN'S HAMMER THROW			
RANK	NAME	SCHOOL	DISTANCE
1	Soren Sorenson	WOSC	175-5
2	Doug Dean	LIN	171-10
3	Randy Settell	SOSC	161-1
4	Matt Lydum	WOSC	157-6
5	Kyle Kobow	LIN	155-3
6	David Collins	WU	151-8
7	Mike Watts	GFC	151-1
8	Tim Stashin	SOSC	148-9
9	Jim Willimas	WU	143-10
10	Dan Gorman	WOSC	143-0
11	Dave Elkins	GFC	141-3
12	Doug Sommer	WU	139-1
13	Dale Osborne	SOSC	138-1
14	Tony Truax	LIN	131-3
15	Arnold Wardwell	SOSC	122-1

MEN'S HIGH JUMP			
RANK	NAME	SCHOOL	HEIGHT
1	Shaun Granger	SOSC	7-0
2	Shawn Steen	EOSC	6-6 3/4
3	Rob Kliewer	WU	6-6
3	Will Waddell	EOSC	6-6
5	Steve Seymour	LIN	6-5
6	Scott Healy	WU	6-4 1/2
7	Bob Cornes	WOSC	6-4
8	Lance Hansen	LIN	6-2
8	Dwight French	WOSC	6-2
8	Jordan Hackwith	EOSC	6-2
11	Nick Marshal	SOSC	6-1

MEN'S ENTRY LIST PAGE 5

**MEN'S JAVELIN**

RANK	NAME	SCHOOL	DISTANCE
1	Jim Williams	WU	211-11
2	David Nickell	GFC	190-6
3	Mike County	SOSC	188-9
4	Kevin Reed	SOSC	188-4
5	Doug Foward	NNC	188-0
6	Mike Watts	GFC	185-8
7	Sean Coste	LIN	183-0
8	John Weeks	LIN	180-9
9	Doug Ladd	WOSC	180-5
10	Ken Rankin	EOSC	179-3 1/2
11	Dwight French	WOSC	177-2
12	Jim Block	EOSC	173-7
13	Mark Garvey	LIN	165-11
14	David Mueller	GFC	162-7
15	Scott Healy	WU	158-8
16	Greg Molitar	SOSC	155-0
17	Clint McClellan	SOSC	150-0
18	John Telsemanich	L&C	137-11
19	Tom Snider	L&C	137-10

**MEN'S LONG JUMP**

RANK	NAME	SCHOOL	DISTANCE
1	Gareth Pooleon	WU	23-1 1/2
2	PJ Coonrod	LIN	22-9 1/4
3	Kevin Connors	WU	22-6 1/2
4	Gerry Clark	WOSC	22-1
5	Scott Noren	SOSC	21-11
5	Russ Furke	SOSC	21-11
7	Will Waddell	EOSC	21-5
7	Todd Chandler	SOSC	21-5
9	Ken Ouellette	L&C	21-6
10	Kurt Hargett	WOSC	21-1 1/2
11	Dale Huemoeller	NNC	20-9
12	David Nickell	GFC	20-4 1/2
12	Mike Castro	EOSC	20-4 1/2
14	David Mueller	GFC	20-1
15	John Eugene	SOSC	19-6

**MEN'S POLE VAULT**

PLACE	NAME	SCHOOL	HEIGHT
1	Kevin Taylor	SOSC	15-6
2	Doug Edwards	NNC	14-7
3	Mike Gile	WU	14-6
4	Mike Gilbert	NNC	14-2 1/2
5	Rod Eakin	GFC	14-0
6	Dave Elkins	GFC	13-0
6	Nick Rinard	L&C	13-0
8	Darryl Stickles	WOSC	12-8
9	Jim Block	EOSC	12-6
9	Jeff Fowler	WU	12-6
9	Scott Healy	WU	12-6
9	Jeff Houts	L&C	12-6
13	David Nickell	GFC	12-0
13	Pat Seehafer	LIN	12-0

**MEN'S SHOT PUT**

RANK	NAME	SCHOOL	DISTANCE
1	Randy Sttell	SOSC	59-4
2	Kim Brown	WOSC	50-7 1/2
3	Hank wyborney	NNC	50-3
4	Arnold Wardwell	SOSC	49-8
5	Mike County	SOSC	48-9
6	Steve Curl	NNC	48-6 1/4
7	Todd Danko	WOSC	48-1 1/2
8	David Collins	WU	47-10 1/2
9	Soren Sorenson	WU	47-8
10	Dale Osborne	SOSC	47-6
11	Mike Watts	GFC	45-10 1/2
12	Eric Cooley	WU	44-4 1/2
13	Tim Stashin	SOSC	44-2
14	Gary Wescott	L&C	42-4 1/2
15	Rich Pykkonen	WU	42-2 1/2
16	Paul Nua	EOSC	42-0
17	Tom Snider	L&C	39-4

**MEN'S TRIPLE JUMP**

<b>RANK</b>	<b>NAME</b>	<b>SCHOOL</b>	<b>DISTANCE</b>
1	Kevin Connors	WU	47-8 1/2
2	Kele Marsters	LIN	44-3
3	Russell Burke	SOSC	44-1
4	John Prevedello	LIN	43-11 1/2
5	Scott Noren	SOSC	43-9
6	Shaun Granger	SOSC	43-6
7	Ken Ouellette	L&C	42-10 1/2
8	Todd Chandler	SOSC	42-10
9	Dwight French	WOSC	42-3 1/2
10	Pat Leeper	GFC	42 -1 1/4
11	Gerry Clark	WOSC	41-3 1/2
12	John Eugene	SOSC	40-0

**NAA DISTRICT II**  
**TRACK & FIELD CHAMPIONSHIPS MAY 8-9, 1987**  
**OFFICAL RESULTS**

**MEN'S 100 METER DASH**

PLACE	NAME	SCHOOL	TIME
1	Mark Caine	L&C	11.08
2	Mark Berry	SOSC	11.27
3	Tim Biamont	WOSC	11.29
4	Kurt Hargett	WOSC	11.36
5	Curtis Brown	LIN	11.42
6	Mark Anderson	LIN	11.47
7	Jeff Wiltsey	WU	11.59
8	Les Taylor	WOSC	12.01

**WOMEN'S 100 METER DASH**

PLACE	NAME	SCHOOL	TIME
1	Sharon Wegener	WOSC	12.71
2	Alisa Thomas	WU	13.14
3	Stephanie Payne	WU	13.17
4	Kathy Kubik	LIN	13.26
5	Jill Cochran	SOSC	13.38
6	Mary Tepper	LIN	13.42
7	Erin Weeks	WU	13.59
8	Shereen Reaney	L&C	13.62

**MEN'S 200 METER DASH**

PLACE	NAME	SCHOOL	TIME
1	Mark Caine	L&C	22.18
2	David Searce	WU	22.71
3	Tim Biamont	WOSC	22.80
4	Mark Berry	SOSC	22.87
5	Mike Gilbert	NNC	23.10
6	Nate Borchert	EOSC	23.93

**WOMEN'S 200 METER DASH**

PLACE	NAME	SCHOOL	TIME
1	Sharon Wegener	WOSC	25.71
2	Kari Larsen	L&C	25.99
3	Nicole Perry	L&C	26.01
4	Marta Shields	GFC	26.43
5	Kathy Staat	SOSC	26.66
6	Stephanie Payne	WU	26.91
7	Alisa Thomas	WU	27.16
8	Kathy Kubik	LIN	27.39

**MEN'S 400 METER DASH**

PLACE	NAME	SCHOOL	TIME
1	Mike Gilbert	NNC	48.96
2	Tim Conley	GFC	49.91
3	David Searce	WU	50.15
4	Gareth Pooleon	WU	50.86
5	Frank VanDyke	WOSC	51.42
6	Tim Dorsey	SOSC	52.49
7	Greg Beery	L&C	52.98

**WOMEN'S 400 METER DASH**

PLACE	NAME	SCHOOL	TIME
1	Kari Larsen	L&C	57.56
2	Nicole Perry	L&C	57.75
3	Marta Shields	GFC	1:00.71
4	Kathy Staat	SOSC	1:01.45
6	Linda Brown	WU	1:01.47
6	Carole Jones	EOSC	1:03.14
7	Irene Jones	WU	1:03.24
8	Christine Gillette	EOSC	1:03.59

**MEN'S 800 METER RUN**

PLACE	NAME	SCHOOL	TIME
1	Wes Tilgner	WOSC	1:53.21
2	Steve Yeager	NNC	1:55.59
3	Rob MacGinnitie	WU	1:55.72
4	Aaron Harding	SOSC	1:56.62
5	Jack Catton	WU	1:57.78
6	Bob Harris	L&C	1:58.16
7	Bob Craig	SOSC	2:01.39

**WOMEN'S 800 METER RUN**

PLACE	NAME	SCHOOL	TIME
1	Brenda Thwaite	WOSC	2:18.89
2	Meg Finaly	L&C	2:19.36
3	Jeannine Lama	L&C	2:19.95
4	Julie Blum	WU	2:24.19
5	Mellane Springer	GFC	2:26.11
6	Sandy Loop	WOSC	2:28.64
7	Jana Zellmer	NNC	2:29.41

NAIA DISTRICT II TRACK/FIELD CHAMPIONSHIPS OFFICAL RESULTS

**MEN'S 1500 METER RUN**

PLACE	NAME	SCHOOL	TIME
1	Wes Tilgner	WOSC	3:56.13
2	Ron Ares	L&C	4:00.71
3	Bob Craig	SOSC	4:01.56
4	Mike Appleton	EOSC	4:03.75
5	Brad Holbrook	SOSC	4:05.56
6	Mike Paddock	SOSC	4:05.99
7	Duke Ritenhouse	L&C	4:07.99
8	Jason Sele	WOSC	4:08.06
9	Jay Clark	NNC	4:13.94
10	Rob Wood	WOSC	4:22.70

**WOMEN'S 1500 METER RUN**

PLACE	NAME	SCHOOL	TIME
1	Kathryn O'Leary	WOSC	4:48.02
2	Julie Dimick	WOSC	4:51.6ht
3	Angela Thatcher	LIN	4:53.3ht
4	Melanie Leckenby	LIN	4:56.99
5	Kelli Cammack	WU	4:59.97
6	Sandy Loop	WOSC	5:05.74
7	Debra Dick	WOSC	5:07.1ht
8	Alica Tilzey	NNC	5:13.00

**MEN'S 3000 METER STEEPLECHASE**

PLACE	NAME	SCHOOL	TIME
1	Jason Sele	WOSC	9:25.49
2	Duke Ritenhouse	L&C	9:30.42
3	Mike Paddock	SOSC	9:35.85
4	Brad Holbrook	SOSC	9:49.44
5	John Oord	NNC	9:55.50
6	Ron Ares	L&C	9:59.29
7	Kevin Winfield	WOSC	10:02.04
8	Eric Hartmann	L&C	10:16.25

**WOMEN'S 3000 METER RUN**

PLACE	NAME	SCHOOL	TIME
1	Kathryn O'Leary	WOSC	10:41.74
2	Angela Thatcher	LIN	10:50.69
3	Nadine Price	LIN	11:04.06
4	Debra Dick	WOSC	11:10.8ht
5	Alica Tilzey	NNC	11:28.03
6	Michelle Lang	GFC	12:40.56

**MEN'S 5000 METER RUN**

PLACE	NAME	SCHOOL	TIME
1	Greg Miller	EOSC	15:15.76
2	Erick Landeen	WU	15:33.68
3	Kevin Wright	NNC	15:39.36
4	Dan Tow	LIN	15:47.11
5	Bob Julian	SOSC	15:48.66
6	David Jordan	WOSC	15:51.42
7	Brian Reick	WOSC	16:01.27
8	Joshua Sacon	SOSC	16:05.43
9	Brad Holbrook	SOSC	16:37.39
10	John Weisel	LIN	16:54.66

**WOMEN'S 5000 METER RUN**

PLACE	NAME	SCHOOL	TIME
1	Kristin Peterson	WU	18:51.23
2	Nadine Price	LIN	19:06.46
3	Angela Thatcher	LIN	19:12.77
4	Melanie Leckenby	LIN	19:18.32
5	Teresa Beeman	LIN	19:25.48
6	Julie Dimick	WOSC	19:27.32
7	Elaine Delsman	SOSC	19:40.48
8	Diane Peterson	GFC	21:37.62

**MEN'S 10,000 METER RUN**

PLACE	NAME	SCHOOL	TIME
1	Greg Miller	EOSC	32:13.67
2	Kevin Wright	NNC	33:12.73
3	Joshua Sacon	SOSC	33:40.90
4	John Weisel	LIN	34:46.12
5	Kevin Kelly	WU	35:04.17
6	Eric Jensen	EOSC	37:37.73

**WOMEN'S 10,000 METER RUN**

PLACE	NAME	SCHOOL	TIME
1	Elaine Delsman	SOSC	40:12.56
2	Chelly Tilzey	NNC	40:59.49
3	Teresa Beeman	LIN	41:20.16
4	Kali Haverstock	GFC	42:59.66

NAIA DISTRICT II TRACK/FIELD CHAMPIONSHIPS OFFICAL RESULTS

**MEN'S 10,000 METER WALK**

PLACE	NAME	SCHOOL	TIME
1	Randy Jacobs	WU	46:56.20
2	Troy O'Donnell	WU	53:12.94
3	Jeff Kilday	WU	53:53.9ht
4	Tom Mills	SOSC	57:49.64
5	Mitch Seal	EOSC	NT
6	Dave Jaconetti	WOSC	58:58.49

**WOMEN'S 800 MEDLEY RELAY**

PLACE	SCHOOL	TIME
1	L&C	1:48.66
2	SOSC	1:53.88
3	WOSC	1:54.59
4	LIN	1:55.28

**MEN'S 110 HIGH HURDLES**

PLACE	NAME	SCHOOL	TIME
1	Adolphus Onua	GFC	14.28
2	Tim Rupp	SOSC	14.94
3	Sam Lapray	WU	15.04
4	Scott Cummins	GFC	15.12
5	Darryl Stickers	WOSC	15.23
6	Dave Kelley	L&C	15.42
7	Dan Thomas	WU	15.55
8	Bob Cornes	WOSC	15.63

**WOMEN'S 100 METER HURDLES**

PLACE	NAME	SCHOOL	TIME
1	Shelly Woodside	LIN	15.56
2	Sharon Jensen	WOSC	15.75
3	Jill Cochran	SOSC	15.77
4	Lenny Wallace	SOSC	15.95
5	Val White	LIN	16.43
6	Lisa Lind	LIN	16.44
7	Liz Ardinger	L&C	16.61
8	Darcy Eastland	WOSC	17.03

**MEN'S 400 METER INTERMEDIATE HURDLES**

PLACE	NAME	SCHOOL	TIME
1	Bob DeVylidere	WU	53.76
2	Scott Cummins	GFC	56.03
3	Doug Rogers	LIN	56.04
4	Dan Thomas	WU	56.88
5	Jeff Wiltsey	WU	58.16
6	Shawn Steen	EOSC	58.67

**WOMEN'S 400 METER LOW HURDLES**

PLACE	NAME	SCHOOL	TIME
1	Sharon Jensen	WOSC	1:05.25
2	Kris Russell	SOSC	1:07.19
3	Val White	LIN	1:08.18
4	Mindy Brown	SOSC	1:11.35
5	Linda Henderson	WOSC	1:12.65
6	Liz Ardinger	L&C	1:17.1ht

**MEN'S MARATHON**

PLACE	NAME	SCHOOL	TIME
1	John Oord	NNC	2:45.30
2	Joe Alueta	SOSC	2:52.44
3	Eric Jensen	EOSC	2:54.56
4	Chris Duquette	WU	2:55.45
5	Mike Del Donno	WU	3:00.48
6	Jay Coleman	WU	3:06.34

**WOMEN'S MARTHON**

PLACE	NAME	SCHOOL	TIME
1	Elaine Delsman	SOSC	3:07.17
2	Kali Haverstock	GFC	3:51.07



NAIA DISTRICT II TRACK/FIELD CHAMPIONSHIP OFFICIAL RESULTS

**MEN'S 400 METER RELAY**

PLACE	SCHOOL	TIME
1	GFC	43.39
2	WU	43.59
3	LIN	43.73
4	SOSC	44.00
5	L&C	44.13
6	NNC	44.79
7	EOSC	45.24

**WOMEN'S 400 METER RELAY**

PLACE	SCHOOL	TIME
1	L&C	49.99
2	WOSC	50.95
3	SOSC	51.09
4	LIN	51.66
5	EOSC	56.37
6	WU	56.74

**MEN'S 1600 METER RELAY**

PLACE	SCHOOL	TIME
1	WOSC	3:22.52
2	GFC	3:22.57
3	WU	3:22.72
4	SOSC	3:26.70
5	LIN	3:27.79
6	NNC	3:26.89
7	EOSC	3:36.7ht

**WOMEN'S 1600 METER RELAY**

PLACE	SCHOOL	TIME
1	L&C	4:00.10
2	WOSC	4:00.77
3	SOSC	4:11.57
4	WU	4:12.41
5	LIN	4:13.70
6	EOSC	4:24.29

**MEN'S DECATHLON**

PLACE	NAME	SCHOOL	POINTS
1	Mike Gilbert	NNC	6256
2	Shawn Steen	EOSC	5991
3	David Nickell	GFC	5972
4	Darryl Stuckles	WOSC	5928
5	Kurt Hargett	WOSC	5855
6	Scott Healy	WILL	5691
7	Kevin Taylor	SOSC	5666
8	Dwight French	WOSC	5634
9	Bob Cornes	WOSC	5552
10	Dan Thomas	WU	5473
11	Brad Melendy	LIN	5263
12	Jim Block	EOSC	5107
13	Dale Huemoeller	NNC	4900
14	Tim Rupp	SOSC	4847
15	Clint McClellan	SOSC	4787

**WOMEN'S HEPTATHLON**

PLACE	NAME	SCHOOL	POINTS
1	Sharon Jensen	WOSC	4651
2	Shannon Gates	SOSC	4039
3	Shelly Woodside	LIN	3608
4	Carole Jones	EOSC	3565
5	Val White	LIN	3480
6	Lenore Wallace	SOSC	3387
7	Stacey Lee	LIN	3264
8	Dianne Plagge	WOSC	2779

**MEN'S DISCUS**

PLACE	NAME	SCHOOL	DISTANCE
1	Soren Sorenson	WOSC	161-4
2	Randy Settell	SOSC	155-3
3	Mike Watts	GFC	144-8
4	Doug Sommer	WU	143-9
5	Steve Curl	NNC	142-3
6	Dale Osborne	SOSC	142-1
7	Eric Cooley	WU	137-0
8	Tim Stashin	SOSC	132-6
9	Arnold Wardwell	SOSC	130-0
10	Matt Lydum	WOSC	120-6

**WOMEN'S DISCUS**

PLACE	NAME	SCHOOL	DISTANCE
1	Debbie Settell	SOSC	128-2
2	Johanna Williams	EOSC	126-0
3	Diana McDonald	WU	119-10
4	Michelle Tomlinsen	WOSC	115-8
5	Dixie McCadden	EOSC	109-8 1/2
6	Rhonda Hardaway	NNC	100-0
7	Patti Stacey	EOSC	93-9
8	Camen Gerwick	NNC	93-4



NAIA DISTRICT II TRACK/FIELD CHAMPIONSHIPS OFFICAL RESULTS

**MEN'S HIGH JUMP**

PLACE	NAME	SCHOOL	HEIGHT
1	Shaun Granger	SOSC	6-6
2	Shawn Steen	EOSC	6-4
3	Steve Seymour	LIN	6-2
3	Dwight French	WOSC	6-2
5	Lance Hansen	LIN	6-2
6	Rob Kliewer	WU	6-0
7	Will Waddell	EOSC	6-0
7	Bob Cornes	WOSC	6-0

**WOMEN'S HIGH JUMP**

PLACE	NAME	SCHOOL	HEIGHT
1	Sue Woolsey	GFC	5-4
2	Lisa Lind	LIN	5-4
3	Sharon Jensen	WOSC	5-4
4	Kelly Lovejoy	WOSC	5-2
5	Amy Bolger	L&C	5-2
6	Dianna Plogge	WOSC	5-2
7	Kami Gee	WOSC	5-0
8	Stacey Lee	LIN	4-8
8	Chrissy Gillette	EOSC	4-8

**MEN'S JAVELIN**

PLACE	NAME	SCHOOL	DISTANCE
1	Jim Williams	WU	208-5
2	Mike County	SOSC	197-10
3	Doug Edwards	NNC	189-5
4	David Nickell	GFC	185-11
5	Mike Watts	GFC	184-2
6	John Weeks	LIN	182-11
7	Sean Coste	LIN	175-1
8	Mark Garvey	LIN	173-6
9	Doug Ladd	WOSC	169-4
10	Ken Rankin	EOSC	168-4
11	Jim Block	EOSC	161-3
12	David Mueller	GFC	142-6

**WOMEN'S JAVELIN**

PLACE	NAME	SCHOOL	DISTANCE
1	Shannon Gates	SOSC	153-5
2	Leslie Johnson	L&C	145-0
3	Kim Halter	LIN	140-8
4	Denise Fox	GFC	140-3 1/2
5	Heidi Buckmaster	WU	137-2
6	Kris Ettner	SOSC	133-4
7	Karen Carpenter	NNC	129-3
8	Kami Gee	WOSC	127-1
9	Kellie Osborn	WOSC	111-11
10	Katie Wambach	LIN	111-8 1/2

**MEN'S LONG JUMP**

PLACE	NAME	SCHOOL	DISTANCE
1	Gareth Pooleon	WU	23-6 3/4
2	PJ Coonrod	LIN	22-4
3	Kurt Hargett	WOSC	22-0 1/4
4	Gerry Clark	WOSC	22-0 1/4
5	Kevin Connors	WU	21-6
6	Will Waddell	EOSC	21-6
7	Russ Burke	SOSC	21-5 1/4
8	Todd Chandler	SOSC	21-2 1/2
9	Scott Noren	SOSC	20-4 3/4
10	Ken Ouellette	L&C	20-3 1/2
11	Dale Huemoeller	NNC	18-8 1/4

**WOMEN'S LONG JUMP**

PLACE	NAME	SCHOOL	DISTANCE
1	Sharon Jensen	WOSC	17-7 1/4
2	Shereen Reaney	L&C	17-2 3/4
3	Shelly Woodside	LIN	17-0
4	Lisa Lind	LIN	16-5
5	Lara Wright	WU	16-3 1/2
6	Alisa Thomas	WU	16-2 3/4
7	Val White	LIN	15-4 1/4
8	Carole Jones	EOSC	15-3
9	Karen Wilcox	WU	14-9 3/4

NAIA DISTRICT II TRACK/FIELD CHAMPIONSHIPS OFFICAL RESULTS

**MEN'S SHOT PUT**

PLACE	NAME	SCHOOL	DISTANCE
1	Randy Settell	SOSC	59-8 1/2
2	Kim Brown	WOSC	52-1
3	Arnold Wardwell	SOSC	51-11 1/2
4	Mike County	SOSC	50-8 1/2
5	Soren Sorenson	WOSC	48-11
6	David Collins	WU	48-2
7	Hank Wyborney	NNC	48-0
8	Dale Osborne	SOSC	47-6 1/2
9	Steve Curl	NNC	47-6 1/2
10	Todd Danko	WOSC	44-3

**WOMEN'S SHOT PUT**

PLACE	NAME	SCHOOL	DISTANCE
1	Johana Williams	EOSC	41-8 1/2
2	Paige Daugherty	L&C	40-0
3	Debie Settell	SOSC	39-11 1/2
4	Diana McDonald	WU	39-10
5	Dixie McCadden	EOSC	37-5 1/2
6	Patti Stacey	EOSC	35-9
7	Karen Carpenter	NNC	35-6 1/2
8	Susan Greenwood	LIN	35-1 1/2

**MEN'S TRIPLE JUMP**

PLACE	NAME	SCHOOL	DISTANCE
1	Kevin Connors	WU	46-4 1/2
2	John Prevedello	LIN	43-10 1/2
3	Kele Marsters	LIN	43-5
4	Dwight French	WOSC	43-3 1/4
5	Ken Ouellette	L&C	42-8 1/2
6	Shaun Granger	SOSC	42-5 3/4
7	Scott Noren	SOSC	42-4 1/2
8	Russell Burke	SOSC	41-10 3/4
9	Pat Leeper	GFC	40-1 1/4

**WOMEN'S TRIPLE JUMP**

PLACE	NAME	SCHOOL	DISTANCE
1	Lara Wright	WU	36-1 3/4
2	Shelly Woodside	LIN	35-7 3/4
3	Stacey Lee	LIN	34-11 1/4
4	Kami Gee	WOSC	33-4 3/4
5	Shannon Gates	SOSC	32-10 1/4
6	Krys Duncan	L&C	32-6 1/4
7	Amy Bolger	L&C	31-7

**MEN'S HAMMER THROW**

PLACE	NAME	SCHOOL	DISTANCE
1	Soren Sorenson	WOSC	172-8
2	David Collins	WU	161-3
3	Doug Dean	LIN	160-7'
4	Randy Settell	SOSC	155-7
5	Matt Lydum	WOSC	151-10
6	Mike Watts	GFC	150-6
7	Kyle Kobow	LIN	148-8
8	Dave Elkins	GFC	137-11'
9	Dan Gorman	WOSC	132-9

**MEN'S POLE VAULT**

PLACE	NAME	SCHOOL	HEIGHT
1	Kevin Taylor	SOSC	15-0
2	Mike Gilbert	NNC	14-4
3	Jeff Fowler	WU	13-4
4	Mike Gile	WU	13-4
5	Dave Elkins	GFC	13-4
6	Jeff Houts	L&C	13-0
7	Rod Eakin	GFC	12-0

DISTRICT II TRACK/FIELD CHAMPIONSHIP WOMEN'S SCORESHEET

EVENTS	EASTERN	GEORGE FOX	LEWIS&CLARK	LINFIELD	NAZARENE	SOUTHERN	WESTERN	WILLAMETTE
Marathon	0	8	0	0	0	10	0	0
Heptathlon	4	0	0	8	0	9	10	0
Discus Throw	10	0	0	0	1	10	4	6
Long Jump	0	0	8	10	0	0	10	3
800 Meter Medley Relau	0	0	10	4	0	8	6	0
10,000 Meter Run	0	4	0	6	8	10	0	0
High Jump	0	10	2	8	0	0	11	0
3000 Meter Run	0	1	0	14	2	0	14	0
Javelin Throw	0	4	8	6	0	11	0	2
Shotput	13	0	8	0	0	6	0	4
Triple Jump	0	0	1	14	0	2	4	10
400 Meter Relay	2	0	10	4	0	6	8	1
1500 Meter Run	0	0	0	10	0	0	19	2
100 Meter Hurdles	0	0	0	13	0	10	8	0
400 Meter Dash	1	6	18	0	0	4	0	2
100 Meter Dash	0	0	0	5	0	2	10	14
800 Meter Run	0	2	14	0	0	0	11	4
400 Meter Low Hurdles	0	0	1	6	0	12	12	0
200 Meter Dash	0	4	14	0	0	2	10	1
5000 Meter Run	0	0	0	20	0	0	1	10
1600 Meter Relay	1	0	10	2	0	6	8	4
<b>TOTAL POINTS</b>	31	39	104	130	11	108	146	63
<b>TEAM PLACE</b>	7	6	4	2	8	3	1	5

DISTRICT II TRACK/FIELD CHAMPIONSHIP MEN'S SCORESHEET

EVENTS	EASTERN	GEORGE FOX	LEWIS&CLARK	LINFIELD	NAZARENE	SOUTHERN	WESTERN	WILLAMETTE
Marathon	6	0	0	0	10	8	0	7
Decathlon	8	6	0	0	10	0	6	1
Hammer Throw	0	1	0	6	0	4	12	8
Discus Throw	0	6	0	0	2	9	10	4
Long Jump	1	0	0	8	0	0	10	12
10,000 Meter Run	11	0	0	4	8	6	0	2
High Jump	8	0	0	7	0	10	5	1
3000 Meter Steeplechase	0	0	9	0	2	10	10	0
Javelin Throw	0	6	0	1	6	8	0	10
Shotput	0	0	0	0	0	20	10	1
Pole Vault	0	2	1	0	8	10	0	10
Triple Jump	0	0	2	14	0	1	4	10
10,000 Meter Walk	2	0	0	0	0	4	1	24
400 Meter Relay	0	10	2	6	1	4	0	8
1500 Meter Run	4	0	8	0	0	9	10	0
110 High Hurdles	0	14	1	0	0	8	2	6
400 Meter Dash	0	8	0	0	10	1	2	10
100 Meter Dash	0	0	10	3	0	8	10	0
800 Meter Run	0	0	1	0	8	4	10	8
400 Intermediate Hurdles	1	8	0	6	0	0	0	16
200 Meter Dash	1	0	10	0	2	4	6	8
5000 Meter Run	10	0	0	4	6	2	1	8
1600 Meter Relay	0	8	0	2	1	4	10	6
<b>TOTAL POINTS</b>	52	69	44	61	74	134	119	160
<b>TEAM PLACE</b>	7	5	8	6	4	2	3	1

NAIA DISTRICT II TRAKC/FIELD CHAMPIONSHIPS OFFICAL RESULTS

<b>EVENTS</b>	<b>MEN'S CHAMPIONS</b>	<b>WOMEN'S CHAMPIONS</b>
Marathon	John Oord (NNC)	Elaine Delsman (SOSC)
Decathlon	Mike Gilbert (NNC)	
Heptathlon		Sharon Jensen (WOSC)
Hammer Throw	Soren Sorenson (WOSC)	
Discus Throw	Soren Sorenson (WOSC)	Debbie Settell (SOSC)
Long Jump	Gareth Pooleon (WU)	Sharon Jensen (WOSC)
10,000 Meter Run	Greg Miller (EOSC)	Elaine Delsman (SOSC)
High Jump	Shaun Granger (SOSC)	Sue Woolsey (GFC)
3000 Meter Steeplechase	Jason Sele (WOSC)	
3000 Meter Run		Kathryn O'Leary (WOSC)
Javelin Throw	Jim Williams (WU)	Shannon Gates (SOSC)
800 Meter Medley Relay		Lewis and Clark College
Shotput	Randy Settell (SOSC)	Johana Williams (EOSC)
Pole Vault	Kevin Taylor (SOSC)	
10,000 Meter Walk	Randy Jacobs (WU)	
Triple Jump	Kevin Connors (WU)	Lara Wright (WU)
400 Meter Relay	George Fox College	Lewis and Clark College
1500 Meter Run	Wes Tilgner (WOSC)	Kathryn O'Leary (WOSC)
110 High Hurdles	Adolphus Onua (GFC)	
100 Meter Hurdles		Shelly Woodside (LIN)
400 Meter Dash	Mike Gilbert (NNC)	Kari Larsen (L&C)
100 Meter Dash	Mark Caine (L&C)	Sharon Wegener (WOSC)
800 Meter Run	Wes Tilgner (WOSC)	Brenda Thwaite (WOSC)
400 Intermediate Hurdles	Bob Devyldere (WU)	
400 Meter Low Hurdles		Sharon Jensen (WOSC)
200 Meter Dash	Mark Caine (L&C)	Sharon Wegener (WOSC)
5000 Meter Run	Greg Miller (EOSC)	Kristin Peterson (WU)
1600 Meter Relay	Western Oregon State	Lewis and Clark College
<b>Outstanding Athlete:</b>	Wes Tilgner (WOSC)	Sharon Jensen (WOSC)
<b>Team Champion:</b>	Willamette	Western Oregon
<b>Coach Of The Year:</b>	Charles Bowles (WU)	Don Spinas (WOSC)

1987 NAIA District 2 Decathlon/Heptathlon  
April 20-21

Decathlon	100m 110HH	L.J. Dis.	S.P. P.V.	H.J. Jav.	400m 1500m	Total	
Shawn Steen (EOSC)	11.8/643 15.7/140/404 <sub>1</sub>	6.32/657/1300 20-9 27.84/422/4467 41-4	10.26/501/1801 33-8 3.23/413/4880 10-7	2.00/803/2604 6-6 3/4 39.25/431/5311 125-9	52.4/701/3305 4:40.1/650/5991	1st place	2
Mike Gilbert (NMC)	11.4/723 17.0/599/3895 <sub>3</sub>	6.00/587/1910 19-8 1/4 31.04/485/4380 101-16	10.19/497/1807 33-5 1/4 4.24/491/5071 13-11 3/4	1.82/644/2451 5-11 1/2 46.79/541/5612 153-6	49.2/845/3296 4:45.8/644/6256	2nd place	1
Kurt Hargett (WOSC)	11.0/808 16.4/641/3932 <sub>2</sub>	6.28/648/1456 20-7 1/4 23.82/344/4276 78-12 1/4	10.25/501/1957 33-7 1/2 3.33/439/4715 10-11	1.76/593/2550 5-9 1/4 45.53/523/5238 149-4	51.5/741/3291 4:50.3/617/5855	3rd place	5
Bob Cornes (WOSC)	11.5/703 15.4/774/3673 <sub>4</sub>	6.28/648/1351 20-7 1/4 27.08/407/4280 85-10	9.22/439/1790 30-3 3.03/364/4644 9-11 1/4	1.88/696/2486 6-2 34.14/358/5002 112-6	54.5/613/3099 5:01.7/550/5552	4th place	4
Dwight French (WOSC)	11.7/663 16.5/652/3742 <sub>5</sub>	6.19/628/1291 20-3 3/4 25.26/372/4114 82-10	9.17/436/1727 30-1 2.69/284/4398 8-9 3/4	1.88/696/2423 6-2 50.05/590/4988 164-4	53.2/667/3090 4:45.5/646/5634	5th place	8
David Nickell (GF)	11.4/624 17.1/589/ 10.7/573/3677 <sub>7</sub>	6.20/690/1254 20-4 1/2 35.20/568/4215 115-6	12.72/650/1904 41-8 3/4 3.53/490/4735 11-7	1.79/619/2523 5-10 1/2 50.66/598/5333 152-2	55.7/565/3088 4:52.0/607/5977	6th place	3
Scott Healy (Wil)	11.6/683 18.2/453/3504 <sub>12</sub>	5.87/559/1242 19-3 28.68/439/3943 94-7	8.92/421/1663 29-3 1/4 3.75/549/4492 12-3 1/2	1.74/749/2412 6-4 1/4 48.37/564/5656 158-8	54.6/609/3021 4:47.3/635/5681	7th place	6
Clint McClellan (SOSC)	11.9/624 18.9/420/3398 <sub>13</sub>	5.64/510/1134 18-6 nm/0/3398 15	13.11/674/1808 43-1/4 3.23/413/3511 10-7	1.70/544/2352 5-7 34.20/359/4170 112-2	54.2/626/2978 4:50.2/617/4787	8th place	15
Brad Melendy (Lin)	11.7/663 16.8/629/3580 <sub>10</sub>	5.94/574/1237 19-5 3/4 27.20/410/3990 89-3	8.84/416/1653 29-0 2.69/284/4274 8-9 3/4	1.76/593/2246 5-9 1/4 37.18/400/4674 121-9	52.1/714/2960 4:55.0/589/5263	9th place	11
Darryl Stickles (WOSC)	11.7/663 15.6/757/3694 <sub>6</sub>	5.22/425/1088 17-1 1/2 31.92/502/4196 104-9	11.88/599/1687 38-11 3/4 3.85/574/4772 12-7 1/2	1.76/593/2280 5-9 1/4 45.51/522/5294 149-3	53.3/663/2943 4:47.5/634/5928	10th place	4
Dan Thomas (Wil)	11.7/663 15.4/717/3619 <sub>8</sub>	5.65/512/1175 18-6 1/2 27.58/417/4036 90-6	10.02/487/1662 32-10 1/2 2.80/309/4345 9-2 1/4	1.73/569/2231 5-8 37.72/409/4754 123-9	53.1/671/2902 4:34.0/719/5473	11th place	10
Tim Rupp (SOSC)	11.3/744 15.4/777/3612 <sub>9</sub>	5.57/496/1240 18-3 1/4 18.58/246/3858 60-11 1/2	7.99/366/1606 26-2 3/4 2.69/254/4142 8-9 3/4	1.73/569/2175 5-8 29.16/287/4429 95-8	53.3/663/2838 5:26.3/418/4847	12th place	14
Kevin Taylor (SOSC)	11.8/643 15.5/762/3557 <sub>11</sub>	5.53/487/1130 18-1 1/4 29.72/459/4016 97-6	10.04/488/1618 32-11 1/2 4.56/776/11794 14-11 1/2	1.79/619/2237 5-10 1/2 41.63/466/5260 136-6	55.9/558/2795 5:28.6/406/5666	13th place	7

Dale Huemoeller (NNC)	11.9/624	5.62/506/1130	8.67/406/1536	1.79/619/2155	54.4/617/2772	14th place
	17.2/579/3357 14	18-5 1/4 26.40/404/3755 88-3 13	28-5 1/2 2.49/240/3995 8-2 11	5-10 1/2 40.54/450/4445 133-0 13	5:19 1/4/4450	
Jim Block (BOSC)	11.9/624	5.36/453/1077	11.80/594/1671	1.70/544/2215	56.5/535/2750	15th place
	19.7/354/3104 15	17-7 28.96/444/3548 95-0 14	38-8 3/4 3.75/549/4097 12-3 1/2 13	5-7 52.42/632/4729 173-7 11	5:34 1/2/378/5107	12
Rod Eakin (GF)	20.6/0	withdrew				

Heptathlon	100HH L.J.	H.J. Jav.	S.P. 800m	200m Total	
Sharon Jensen (WOSC)	15.4/759	1.65/795/1554	9.56/501/2055	26.2/759/2814	1st place
	5.26/631/3445 17-3	5-5 28.52/449/3894 93-7	31-4 1/2 2:25.0/757/	4651	<u>1st place</u>
Shannon Gates (SOSC)	17.0/570	1.50/621/1191	9.53/499/1690	27.6/643/2333	2nd place
	4.64/464/2797 15-2 3/4 2	4-11 45.26/768/3565 148-6	31-3 1/4 2:49.0/474/	4039	<u>2nd place</u>
Lenore Wallace (SOSC)	15.5/746	1.32/429/1175	7.46/365/1540	28.0/612/2152	3rd place
	4.10/333/2485 13-5 1/4 6	4-4 21.64/320/2605 71-3 1/4 6	24-5 3/4 2:39.2/582/	3387	<u>6th place</u>
Carole Jones (SOSC)	18.5/415	1.44/555/970	9.12/472/1442	27.7/636/2078	4th place
	4.82/511/2589 15-9 3/4 3	4-8 3/4 22.55/336/2925 73-11 3/4 4	29-11 1/4 2:37.3/640/	3565	<u>4th place</u>
Val White (Lin)	16.6/615	1.44/555/1170	6.14/280/1450	28.3/589/2039	5th place
	4.59/451/2490 15-3 1/4 5	4-8 3/4 23.50/354/2544 77-1 1/4 5	20-1 3/4 2:34 6/636/	3480	<u>5th place</u>
Stacey Lee (Lin)	18.0/464	1.47/588/1052	8.02/401/1453	28.4/581/2034	6th place
	4.27/371/2405 14-0 7	4-9 3/4 18.61/263/2668 61-3 1/4 7	26-3 3/4 2:38.0/546/	3264	<u>7th place</u>
Shelly Woodside (Lin)	19.8/299	1.38/491/790	9.16/475/1265	26.9/700/1965	7th place
	5.11/589/2554 16-4 1/4 7	4-6 1/4 24.98/382/2936 81-11 1/2 3	30-3/4 2:33.9/645/	3608	<u>3rd place</u>
Dianne Plagge (WOSC)	20.4/251	1.62/759/1010	7.91/394/1404	31.0/399/1803	8th place
	3.97/304/2104 13-1 1/4 8	5-3 3/4 17.70/246/2350 58-1 8	25-11 1/2 2:53.7/429/	2779	<u>8th place</u>



1987 NAIA District 2 Decathlon/Heptathlon  
 April 20-21

Decathlon	100m 110HH	L.J. Dis.	S.P. P.V.	H.J. Jav.	400m 1500m	Total	
Shawn Steen (BOSC)	11.8/643	6.32/657/1300	10.26/501/1801	2.00/803/2604	52.4/701/3305	1st place	
	15.7/740/404 <sub>1</sub>	27.84/422/4467 41-4	3.23/413/4880 10-7	39.25/431/5311 128-4	4.40.1/650/5991		2
Mike Gilbert (NNC)	11.4/723	6.00/587/1310	10.19/497/1807	1.82/644/2451	49.2/845/3296	2nd place	
	17.0/574/389 <sub>3</sub>	31.04/455/4380 101-10	4.26/691/5071 12-11 <sup>3</sup> / <sub>4</sub>	46.79/541/5612 153-6	4:45.8/644/6256		1
Kurt Hargett (WOSC)	11.0/808	6.28/648/1456	10.25/501/1957	1.76/593/2550	51.5/741/3291	3rd place	
	16.6/641/3932 2	23.82/344/4276 78-1 <sup>3</sup> / <sub>4</sub>	3.33/439/4715 10-11	45.53/523/5238 149-4	4:50.3/617/5855		5
Bob Cornes (WOSC)	11.5/703	6.28/648/1351	9.22/439/1790	1.88/696/2486	54.5/613/3099	4th place	
	15.4/774/3873 4	27.08/407/4280 85-10	2.02/364/4644 9-11 <sup>4</sup> / <sub>4</sub>	37.14/353/5002 112-6	5:01.7/550/5552		4
Dwight French (WOSC)	11.7/663	6.19/628/1291	9.17/436/1727	1.88/696/2423	53.2/667/3090	5th place	
	16.5/652/3742 5	25.26/372/4114 82-10	2.69/254/4398 8-9 <sup>3</sup> / <sub>4</sub>	50.06/590/4988 164-4	4:45.5/646/5634		8
David Nickell (GF)	11.5/624	6.20/530/1254	12.72/650/1904	1.79/619/2523	55.7/565/3088	6th place	
	17.1/589/3677 2	32.20/568/4215 115-6	4.8 8 3/4 3.53/494/4738 11-7	5-10 1/2 36.61/598 166-3	4:52.0/607/5957		3
Scott Healy (Wil)	11.6/683	5.87/559/1242	8.92/421/1663	1.74/749/2412	54.6/609/3021	7th place	
	18.2/453/3504 12	28.68/439/3943 94-4	29-3 1/4 37.57/549/4492 12-3 <sup>1</sup> / <sub>2</sub>	6-4 1/4 48.37/564/5056 158-8	4:47.3/635/5691		6
Clint McClellan (SOSC)	11.9/624	5.64/510/1134	13.11/674/1808	1.70/544/2352	54.2/626/2978	8th place	
	18.9/420/3398 13	nm/0/3398 15	3.23/413/3511 10-7	34.20/359/4170 112-2	4:50.2/617/4787		15
Brad Melendy (Lin)	11.7/663	5.94/574/1237	8.84/416/1653	1.76/593/2246	52.1/714/2960	9th place	
	16.8/620/3580 10	27.20/410/3990 89-3	29-0 2.69/284/4274 8-9 <sup>3</sup> / <sub>4</sub>	5-9 1/4 37.14/400/4674 121-9	4:55.0/589/5263		11
Darryl Stickles (WOSC)	11.7/663	5.22/425/1088	11.88/599/1687	1.76/593/2280	53.3/663/2943	10th place	
	15.6/757/3694 6	31.92/502/4196 104-9	38-11 3/4 3.85/574/4772 12-7 <sup>1</sup> / <sub>2</sub>	5-9 1/4 45.51/522/5294 144-3	4:47.5/634/5928		4
Dan Thomas (Wil)	11.7/663	5.65/512/1175	10.02/487/1662	1.73/569/2231	53.1/671/2902	11th place	
	15.9/717/3619 8	27.58/417/4036 90-6	32-10 1/2 2.80/304/4345 4-2 <sup>3</sup> / <sub>4</sub>	5-8 37.72/409/4754 123-9	4:34.0/719/5473		10
Tim Rupp (SOSC)	11.3/744	5.57/496/1240	7.99/366/1606	1.73/569/2175	53.3/663/2838	12th place	
	15.4/774/3612 9	18.58/246/3858 60-11 <sup>1</sup> / <sub>2</sub>	26-2 3/4 2.69/254/4142 8-9 <sup>3</sup> / <sub>4</sub>	5-8 29.16/287/4429 95-8	5:26.3/445/4847		14
Kevin Taylor (SOSC)	11.8/643	5.53/487/1130	10.04/488/1618	1.79/619/2237	55.9/558/2795	13th place	
	15.5/762/3557 11	29.72/459/4016 97-6	32-11 1/2 4.56/778/11794 14-11 <sup>1</sup> / <sub>2</sub>	5-10 1/2 41.43/466/5260 136-6	5:28.6/406/5666		7

Dale Huemoeller (NNC)	11.9/624	5.62/506/1130	8.67/406/1536	1.79/619/2155	54.4/617/2772	14th place
	17.2/579/3357 14	26.90/404/3755 88-3 13	28-5 1/2 8-2 11	5-10 1/2 40.54/450/4445 133-0 13	5:19 1/4/55/4400	17
Jim Block (BOSC)	11.9/624	5.36/453/1077	11.80/594/1671	1.70/544/2215	56.5/535/2750	15th place
	19.7/354/3104 15	28.96/444/3548 95-0 14	38-8 3/4 12-3 1/2	5-7 173-7 11	5:34 7/378/5107	12
Rod Eakin (GF)	20.6/0	withdrew				

Heptathlon	100HH L.J.	H.J. Jav.	S.P. 800m	200m Total	
Sharon Jensen (WOSC)	15.4/759	1.65/795/1554	9.56/501/2055	26.2/759/2814	1st place
	5.26/631/3445 17-3	28.52/444/3894 43-7	2:25.0/757/4651		<u>1st place</u>
Shannon Gates (SOSC)	17.0/570	1.50/621/1191	9.53/499/1690	27.6/643/2333	2nd place
	4.64/464/2797 15-2 3/4 2	45.26/768/3565 148-6 2	2:49.0/474/4039		<u>2nd place</u>
Lenore Wallace (SOSC)	15.5/746	1.32/429/1175	7.46/365/1540	28.0/612/2152	3rd place
	4.10/333/2485 13-5 1/4 6	21.64/320/2855 71-3 1/4 6	2:39.2/582/3387		<u>6th place</u>
Carole Jones (SOSC)	18.5/215	1.44/555/970	9.12/472/1442	27.7/636/2078	4th place
	4.82/511/2589 15-9 3/4 3	22.55/336/2925 73-11 3/4 4	2:37.3/640/3565		<u>4th place</u>
Val White (Lin)	16.6/615	1.44/555/1170	6.14/280/1450	28.3/589/2039	5th place
	4.59/451/2490 15-3 1/4 5	23.50/354/2874 77-1 1/4 5	2:34 6/636/3480		<u>5th place</u>
Stacey Lee (Lin)	18.0/464	1.47/588/1052	8.02/401/1453	28.4/581/2034	6th place
	4.27/371/2405 14-0 7	18.61/263/2668 61-3 1/4 7	2:38.0/546/3264		<u>7th place</u>
Shelly Woodside (Lin)	19.8/299	1.38/491/790	9.16/475/1265	26.9/700/1965	7th place
	5.11/589/2554 16-4 1/4 7	24.98/382/2936 81-11 1/2 3	2:33.9/645/3608		<u>3rd place</u>
Dianne Plagge (WOSC)	20.4/251	1.62/759/1010	7.91/394/1404	31.0/399/1803	8th place
	3.97/304/2104 13-1 1/4 8	17.70/246/2350 58-1 8	2:53.7/429/2779		<u>8th place</u>

1987 NAIA District 2 Decathlon/Heptathlon  
April 20-21

Decathlon	100m 110HH	L.J. Dis.	S.P. P.V.	H.J. Jav.	400m 1500m	Total	
Shawn Steen (BOSC)	11.8/643	6.32/657/1300	10.26/501/1801	2.00/803/2604	52.4/701/3305	1st place	
	15.7/140/404 <sub>1</sub>	27.84/422/4467 91-4	3.23/413/4880 10-7	37.25/431/5311 125-4	4.40.1/650/5991		2
Mike Gilbert (MHC)	11.4/723	6.00/587/1910	10.19/497/1807	1.82/644/2451	49.2/845/3296	2nd place	
	17.0/579/3895 <sub>3</sub>	31.04/425/4380 101-10	4.24/691/5071 13-11 1/4	40.79/541/5612 153-6	4:45.8/644/6256		1
Kurt Bargett (WOSC)	11.0/808	6.28/648/1456	10.25/501/1957	1.76/593/2550	51.5/741/3291	3rd place	
	16.4/641/3932 <sub>2</sub>	23.82/344/4276 78-1 1/4	3.33/439/4715 10-11	45.53/523/5238 149-4	4:50.3/617/5855		5
Bob Cornes (WOSC)	11.5/703	6.28/648/1351	9.22/439/1790	1.88/696/2486	54.5/613/3099	4th place	
	15.4/774/3873 <sub>4</sub>	27.08/407/4280 89-10	3.03/364/4144 9-11 1/4	34.17/358/5002 112-0	5:01.7/550/5552		4
Dwight French (WOSC)	11.7/663	6.19/628/1291	9.17/436/1727	1.88/696/2423	53.2/667/3090	5th place	
	16.5/652/3742 <sub>5</sub>	25.24/372/4114 82-10	2.69/284/4398 8-9 3/4	50.08/590/4988 164-4	4:45.5/646/5634		8
David Nickell (GP)	11.9/624	6.20/630/1254	12.72/650/1904	1.79/619/2523	55.7/565/3088	6th place	
	11.1/529/3677 <sub>7</sub>	35.20/568/4215 115-6	4.8 3/4 3.53/490/4735 11-7	50.66/598/5333 166-3	4:52.0/607/5977		3
Scott Healy (Wil)	11.6/683	5.87/559/1242	8.92/421/1663	1.54/749/2412	54.6/609/3021	7th place	
	18.2/453/3504 <sub>12</sub>	28.68/439/3943 94-4	3.75/549/4492 12-3 1/2	48.37/564/5056 158-8	4:47.3/635/5691		6
Clint McClellan (SOSC)	11.9/624	5.64/510/1134	13.11/674/1808	1.70/544/2352	54.2/626/2978	8th place	
	18.9/420/3398 <sub>13</sub>	nm/0/3398 15	3.23/413/3511 10-7	34.20/359/4170 112-2	4:50.2/617/4787		15
Brad Melendy (Lin)	11.7/663	5.94/574/1237	8.84/416/1653	1.76/593/2246	52.1/714/2960	9th place	
	16.8/620/3580 <sub>10</sub>	27.24/410/3990 89-3	2.69/284/4274 8-9 3/4	37.18/400/4674 121-9	4:55.0/584/5263		11
Darryl Stickles (WOSC)	11.7/663	5.22/425/1088	11.88/599/1687	1.76/593/2280	53.3/663/2943	10th place	
	15.6/751/3694 <sub>6</sub>	31.92/502/4196 104-9	3.85/576/4772 12-7 1/2	45.51/522/5294 149-3	4:47.5/634/5928		4
Dan Thomas (Wil)	11.7/663	5.65/512/1175	10.02/487/1662	1.73/569/2231	53.1/671/2902	11th place	
	15.9/717/3619 <sub>8</sub>	27.58/417/4036 90-6	2.80/309/4345 9-2 3/4	37.72/409/4754 123-9	4:34.0/719/5473		10
Tim Rupp (SOSC)	11.3/744	5.57/496/1240	7.99/366/1606	1.73/569/2175	53.3/663/2838	12th place	
	15.4/777/3612 <sub>9</sub>	18.58/246/3858 60-11 1/2	2.69/284/4142 8-9 3/4	29.16/287/4429 95-8	5:26.3/488/4847		14
Kevin Taylor (SOSC)	11.8/643	5.53/487/1130	10.04/488/1618	1.79/619/2237	55.9/558/2795	13th place	
	15.5/762/3557 <sub>11</sub>	29.72/459/4016 97-6	4.56/776/4794 14-11 1/2	41.63/466/5260 136-6	5:28.6/406/5666		7

LINFIELD TRACK AND FIELD

April 25, 1987

MEN

TEAM SCORES

Scoring 5, 3, 2, 1  
relays 5, 3, 2

EVENT: Hammer

Place	Name	Time/Ht/Dist.	School
1.	Doug Dean	162'-8"	Lin
2.	Mike Watts	151'-1 1/2"	GF
3.	Kyle Kobow	148-8 1/2	Lin
4.	Scott Hartmann	140-4 1/2	CC
5.	Dave Elkins	132-9	GF
6.	Tony Truax	131-3	Lin
7.	Terry Prestianni	113-3 1/2	Lin
8.			

PSU	Chem	GFC	Lin	
0	1	3	7	
0	1	3	7	

EVENT: Shot Put

Place	Name	Time/Ht/Dist.	School
1.	Mike Watts	43-10	GF
2.	Scott Hartmann	40- 1/2"	CC
3.	Kyle Kobow	40-0	Lin
4.	John Weeks	38-7 1/2	Lin
5.			
6.			
7.			
8.			

PSU	Chem	GFC	Lin	
0	3	5	3	
0	4	8	10	

EVENT: 10,000 m

Place	Name	Time/Ht/Dist.	School
1.	John Weisel	33:44.6	Lin
2.	Bob Frost	35:52.8	Lin
3.	Kevin Rice	40:39.4	CC
4.			
5.			
6.			
7.			
8.			

PSU	Chem	GFC	Lin	
0	2	0	8	
0	6	8	18	

EVENT: Long Jump

Place	Name	Time/Ht/Dist.	School
1.	P.J. Conrad	21-11	Lin
2.	Mike Lewelling	20-9 3/4	CC
3.	Dave Mueller	19-10 1/4	3 GF
4.	John Albrecht	19-8 1/4	Lin
5.	Brad Melendy	19-7 1/2	Lin
6.	Jim Martin	19- 1/2	CC
7.	John Mina	17-10 1/2	CC
8.			

PSU	Chem	GFC	Lin	
0	3	2	6	
0	9	10	24	

EVENT: 400m. relay

Place	Name	Time/Ht/Dist.	School
1.	Onua, Mueller, Conley, Cummins	43.6	GF
2.	Campbell, Howell, Young, Doherty	43.9	PSU
3.	Rogers, Anderson, Marsters, Ewing	44.0	Lin
4.	Lewelling, Martin, Lambert, Peters	NT	Disq Chem
5.			
6.			
7.			
8.			

PSU	Chem	GFC	Lin	
3	0	5	2	
3	9	15	26	

LINFIELD TRACK AND FIELD

April 25, 1987

MEN

Scoring 5, 3, 2, 1  
relay 5, 3, 2

EVENT: 1500 m.

Place	Name	Time/Ht/Dist.	School
1.	Eric Kelso	4:03.5	CC
2.	Dan Tom	4:09.2	LIN
3.	Tony Cantwell	4:14.5	PSU
4.	Frank Voth	4:19.8	CC
5.	Ken Bell	4:22.9	PSU
6.	Joe Paterhall	4:24.0	PSU
7.			
8.			

TEAM SCORES

3				
PSU	Chem	GF	LIN	
2	6	0	3	
5	15	15	29	

EVENT: 110 m. H. Hurdles

Place	Name	Time/Ht/Dist.	School
1.	Adolphus Onua	14.1	GF
2.	Scott Cummins	14.6	GF PR
3.	Scott Young	15.2	PSU
4.	David Hodl	15.9	LIN
5.	Troy Wakefield	16.0	PSU
6.	John Albrecht	16.0	LIN
7.	Brian Grossnicklaus	16.7	LIN
8.			

PSU	Chem	GF	LIN	
2	0	8	1	
7	19	23	30	

EVENT: 400 m.

Place	Name	Time/Ht/Dist.	School
1.	Tim Conley	51.0	GF
2.	Brad Melendy	51.7	LIN
3.	Gary Hardy	52.9	PSU
4.	Tony Cantwell	56.0	PSU
5.			
6.			
7.			
8.			

PSU	Chem	GF	LIN	
3	0	5	3	
10	15	28	33	

EVENT: 100 m. Heat 1

Place	Name	Time/Ht/Dist.	School
1.	Curtis Brown	10.9	LIN
2.	Mark Anderson	11.2	LIN
3.	Mike Lewelling	11.2	CC
4.	Kele Marsters	11.2	LIN
5.	Dave Mueller	11.3	GF
6.			
7.			
8.			

PSU	Chem	GF	LIN	
0	2	0	9	
10	17	28	42	

EVENT: 100 m. Heat 2 (NON-SCORING)

Place	Name	Time/Ht/Dist.	School
1.	Alan Fey	11.4	LIN
2.	Mark Ewing	11.4	LIN
3.	P-J Conrad	11.5	LIN
4.	Van Velarde	12.4	PSU
5.			
6.			
7.			
8.			

PSU	Chem	GF	LIN	
10	17	28	42	

10 17 28 41



LINFIELD TRACK AND FIELD

April 25, 1987

MEN

Scoring 5, 3, 2, 1  
relays 5, 3, 2

TEAM SCORES

PSU 10	Chem 17	GF 28	LIN 41
0/10	0/17	5/33	6/47

EVENT: 800 m.

Place	Name	Time/Ht./Dist.	School
1.	Scott Voyles	1:58.9	LIN
2.	Tim Graham	1:59.1	GF
3.	Randy Suigart	1:59.9	GF
4.	Will Stanton	2:01.5	LIN
5.	Greg Kemphorn	2:02.1	PSU
6.	J. D. Vetsch	2:03.1	PSU
7.	Scott Haines	2:06.5	CC
8.	Joe Pattershall	2:08.9	PSU
	Chris Turner	2:09.4	LIN

PSU	Chem	GF	LIN
0/10	0/17	3/36	5/52

EVENT: 400

Place	Name	Time/Ht./Dist.	School
1.	Doug Rogers	55.5	LIN
2.	Scott Cummins	55.8	GF
3.			
4.			
5.			
6.			
7.			
8.			

PSU	Chem	GF	LIN
3/13	0/17	0/36	8/60

EVENT: High Jump

Place	Name	Time/Ht./Dist.	School
1.	Steve Seymour	6-4	LIN
2.	Dan Doherty	6-4	PSU
3.	Lance Hansen	5-10	LIN
4.	Pat Tinnell	5-8	LIN
5.	Pat Keeper	5-8	GF
6.	Brad Melendy	5-8	LIN
7.			
8.			

PSU	Chem	GF	LIN
5/18	0/17	3/39	3/63

EVENT: 200 m.

Place	Name	Time/Ht./Dist.	School
1.	Chad Campbell	22.3	PSU
2.	Tim Conley	22.6	GF
3.	Mark Anderson	22.9	LIN
4.	Kele Marsters	23.0	LIN
5.	Dave Mueller	23.2	GF
6.	Alan Fey	24.2	LIN
7.	Chris Lambert	24.8	LIN
8.			

PSU	Chem	GF	LIN
1/19	5/22	5/44	0/63

EVENT: Pole Vault

Place	Name	Time/Ht./Dist.	School
1.	Doug Peters	14-6	CC
2.	David Elkins	13-0	GFC
3.	David Nickel	12-0	GFC
4.	Van Velarde	12-0	PSU
5.			
6.			
7.			
8.			

PSU	Chem	GF	LIN
1/19	5/22	5/44	0/63

19 22 44 63

LINFIELD TRACK AND FIELD

April 25, 1987

MEN

Scoring 5, 3, 2, 1  
relays 5, 3, 2

EVENT: Javelin

Place	Name	Time/Ht./Dist.	School
1.	Mike Watts	181-8	GF
2.	Kent Newberry	180-2 1/2	PSU
3.	John Weeks	178-6	LIN
4.	Sean Coste	174-9	LIN
5.	David Nickell	172-3	GF
6.	Chris Lambert	168-5 1/2	CC
7.	Troy Wakefield	167- 1/2	PSU
8.	Mark Garvey	162- 6	LIN

TEAM SCORES

PSU 19	Chem 22	GF 44	LIN 63
3	0	5	3
22	22	49	66

EVENT: 5000m.

Place	Name	Time/Ht./Dist.	School
1.	Eric Kelso	16:17.5	Chem
2.	Dan Tow	16:21.4	LIN
3.	Trevor Jacobson	16:38.6	LIN
4.	Frank Voth	17:00.0	Chem
5.	Pete Carleson	17:39.3	LIN
6.			
7.			
8.			

PSU	Chem	GF	LIN
0	6	0	5
22	28	49	71

EVENT: 1600m. relay

Place	Name	Time/Ht./Dist.	School
1.	Onua, Swigart, Cummins, Conley	3:29.2	GF
2.	Melendy, Rogers, Voyles, Stanton	3:38.5	LIN
3.	Hansen, Coste, Ewing, Tinnell	3:46.9	LIN (Now scoring)
4.			
5.			
6.			
7.			
8.			

PSU	Chem	GF	LIN
0	0	5	3
22	28	54	74

EVENT: Triple Jump

Place	Name	Time/Ht./Dist.	School
1.	Mike Lewelling	46-8 1/4	Chem
2.	Dan Doherty	45-7 1/2	PSU
3.	Kele Marsters	43-9	LIN
4.	Pat Leeper	40-10	GF
5.	Van Velarde	38-6 1/2	PSU
6.			
7.			
8.			

PSU	Chem	GF	LIN
3	5	1	2
25	33	35	76

EVENT: DISCUS

Place	Name	Time/Ht./Dist.	School
1.	Mike Watts	153-1	GF
2.	Tony Truax	121-5 1/2	LIN
3.	Kyle Kobow	120- 1/2	LIN
4.	Terry Prestianni	115-0	LIN
5.	John Weeks	113-1	LIN
6.	Scott Hartmann	85-8	CC
7.			
8.			

PSU	Chem	GF	LIN
0	0	5	6
25	33	60	82

25 33 60 82



LINFIELD TRACK AND FIELD

April 25, 1987

WOMEN

TEAM SCORES

Scoring 5, 3, 2, 1  
(relays) 5, 3, 2

EVENT: Shot Put

Place	Name	Time/Ht/Dist.	School
1.	Betsy Riggs	35-5	CC
2.	Denise Fox	32-9 1/2	GF
3.	Heidi Olson	31-8 1/4	CC
4.			
5.			
6.			
7.			
8.			

PSU	Chem	GFC	Lin	
0/0	7/7	3/0	0/0	/

EVENT: 10,000 m

Place	Name	Time/Ht/Dist.	School
1.	Kali Haverstock	42:36.2	GF
2.			
3.			
4.			
5.			
6.			
7.			
8.			

PSU	Chem	GFC	Lin	
0/0	0/7	5/8	0/0	/

EVENT: 400 m. relay

Place	Name	Time/Ht/Dist.	School
1.	Kubik, Woodside, Lind, White	50.9	Lin
2.	Whittenhouse, Panther, Nisbitt, Wilson	55.4	CC
3.			
4.			
5.			
6.			
7.			
8.			

PSU	Chem	GFC	Lin	
0/0	3/10	0/8	5/5	/

EVENT: 1500 m

Place	Name	Time/Ht/Dist.	School
1.	Debbie Myra	4:33.5	PSU
2.	Melanie Lockenby	4:57.3	Lin
3.	LeAnn McNerney	5:01.3	PSU
4.	Julie Siler	5:09.1	PSU
5.	Diane Petersen	5:28.4	GF
6.	Pam Calander	5:47.9	CC
7.			
8.			

PSU	Chem	GFC	Lin	
8/8	0/10	0/8	3/8	/

EVENT: 100 m. Hurdles

Place	Name	Time/Ht/Dist.	School
1.	Shelly Woodside	15.0	Lin
2.	Val White	15.7	Lin
3.	Cheryl Wardell	16.5	PSU
4.	Beth Krug	17.3	Lin
5.			
6.			
7.			
8.			

PSU	Chem	GFC	Lin	
2/10	0/10	0/8	9/17	/

LINFIELD TRACK AND FIELD

April 25, 1987

WOMEN

Scoring: 5, 3, 2, 1  
relays 5, 3, 2

TEAM SCORES

PSU 10	Chem 10	GF 8	LIN 17	
5 / 15	1 / 11	2 / 10	3 / 20	

EVENT: Javelin

Place	Name	Time/Ht/Dist.	School
1.	Heidi Benson	148-7	PSU
2.	Kim Hater	141-5 1/2	Lin
3.	Denise Fox	134-0	GF
4.	Betsy Riggs	124-8 1/2	CC
5.	Katie Wambaugh	118-4	Lin
6.	Corine Coste	98-4 1/2	Lin
7.	Heidi Olson	102-1	CC
8.	Charissa Eggleston	90-11	Lin
	Tina Stevens	85-7	LIN

PSU	Chem	GF	LIN	
3 / 18	0 / 11	7 / 17	1 / 21	

EVENT: 400m

Place	Name	Time/Ht/Dist.	School
1.	Marta Shields	1:00.8	GF
2.	Cheryl Wardell	1:01.1	PSU
3.	Melaine Springer Melaine Springer	1:01.8	GF
4.	Stacey Lee	1:04.0	LIN
5.	Debbie Panther	1:04.4	CC
6.	Melaine Springer	1:06.1	GF
7.	Sharon Rittenhouse	1:06.3	CC
8.			

PSU	Chem	GF	LIN	
0 / 18	5 / 16	0 / 17	5 / 26	

EVENT: 100M

Place	Name	Time/Ht/Dist.	School
1.	Kathy Kubik	12.6	Lin
2.	Sandy Wilson	13.3	CC
3.	Kim Wisbitt	16.2	CC
4.			
5.			
6.			
7.			
8.			

PSU	Chem	GF	LIN	
0 / 18	2 / 18	0 / 17	8 / 34	

EVENT: Long Jump

Place	Name	Time/Ht/Dist.	School
1.	Lisa Lind	16-14	Lin
2.	Val White	15-11 1/2	Lin
3.	Sharon Rittenhouse	14-8 3/4	CC
4.			
5.			
6.			
7.			
8.			

PSU	Chem	GF	LIN	
0 / 18	0 / 18	3 / 21	7 / 41	

EVENT: High Jump

Place	Name	Time/Ht/Dist.	School
1.	Lisa Lind	5-2	Lin
2.	Sue Woolsey	5-2	GF
3.	Stacey Lee	5-0	Lin
4.			
5.			
6.			
7.			
8.			

LINFIELD TRACK AND FIELD

April 25, 1987

WOMEN

EVENT: 200 m.

Place	Name	Time/Ht/Dist.	School
1.	Marta Shields	26.3	CC
2.	Cheryl Wardell	26.9	PSU
3.	Kathy Kubik	27.2	LIN
4.	Elaine Haworth	27.8	GF
5.	Sharon Rittenhouse	28.1	CC
6.	Debbie Panther	28.2	CC
7.			
8.			

TEAM SCORES

PSU	Chem	GF	LIN	CC
3	0	6	1	
21	18	27	42	

EVENT: 3000 m.

Place	Name	Time/Ht/Dist.	School
1.	Debbie Myra	9:50.6	PSU
2.	Angela Thatcher	10:39.1	LIN
3.	Natline Price	11:10.5	LIN
4.	Teresa Beeman	11:14.9	LIN
5.			
6.			
7.			
8.			

PSU	Chem	GF	LIN	CC
5	0	0	6	
26	18	27	48	

EVENT: 1600 m. relay

Place	Name	Time/Ht/Dist.	School
1.			4.21.6 GF
2.			
3.			
4.			
5.			
6.			
7.			
8.			

PSU	Chem	GF	LIN	CC
0	0	5	0	
26	18	32	48	

EVENT: Triple Jump

Place	Name	Time/Ht/Dist.	School
1.	Shelly Weedsie	35-11 1/2	LIN
2.	Stacey Lee	33-10 3/4	LIN
3.			
4.			
5.			
6.			
7.			
8.			

PSU	Chem	GF	LIN	CC
0	0	0	8	
26	18	32	56	

EVENT: Discus

Place	Name	Time/Ht/Dist.	School
1.	Joyce Watson	117-1	CC
2.	Charissa Eggleston	113-0	CC
3.	Heidi Olson	110-3	CC
4.	Katie Wambach	80-4	LIN
5.			
6.			
7.			
8.			

PSU	Chem	GF	LIN	CC
0	10	0	1	
26	28	32	57	

26 28 32 57



George Fox College/University of Puget Sound

Newberg, Oregon

April 18, 1987

Scoring: 5-3-0  
Relays 5-0

1:00 HAMMER THROW: Phinney UPS (156-7); Watts GF (148-10)  
Elkins GF (141-3); Clifford UPS (115-9)

1:00 SHOT PUT - Women: (Men follow) Sanders UPS (33-9 3/4); Fox GF  
(36-0); O'Herin UPS (40-9 3/4)

SHOT PUT - Men: Watts GF (45-10 1/2); Phinney UPS (40-10)  
Nickell GF (39-9); Clifford UPS (31-3)

1:00 LONG JUMP - Men: (Women follow) Mueller GF (19-4); Mitchell UPS  
(19-5); Mapes UPS (20-1); Sanchez UPS (20-4)

LONG JUMP - Women: Perry UPS (14-8 1/2); Kusler UPS (15-6 1/2)

1:00 HIGH JUMP - Women: (Men follow) Perry UPS (nm); Kusler UPS (5-0)  
Woolsey GF (5-0)

HIGH JUMP - Men: Leeper GF (5-8); Mapes UPS (5-8); Brendel UPS (6-0)

1:15 POLE VAULT: Elkins GF (nh); Brendel UPS (nh); Nickell GF (11-6)  
Eakin GF (14-0)

After HT JAVELIN - Women: (Men follow) Fox GF (142-7); Perry UPS (149-2)

JAVELIN - Men: Nickell GF (190-6); Watts GF (185-4); Mueller GF  
(162-7); Phinney UPS (154-3); Brendel UPS (149-11); Clifford UPS  
(129-11)

After LJ TRIPLE JUMP - Men: (Women follow) Christy GF (35-3); Mitchell  
UPS (39-8); Leeper GF (42-1); Mapes UPS (43-6)

TRIPLE JUMP - Women:

After SP DISCUS - Men: (Women follow) Clifford UPS (87-9); Brendel UPS  
(106-1); Nickell GF (122-0); Phinney UPS (122-10); Watts GF (151-5)

DISCUS - Women: Sanders UPS (98-0); O'Herin UPS (133-11)

2:15 400m RELAY - Women: 4: UPS

400m RELAY - Men: 3: UPS 4: GFC (Mueller, Cummins, Eakin, Onua)



GEORGE FOX COLLEGE/UNIVERSITY OF PUGET SOUND

Newberg, Oregon  
April 18, 1987

EVENT	PLACE	SCHOOL	TIME/DISTANCE	POINTS	GFC	UPS
SHOT PUT	1st	Amy O'Herin	UPS	37' 11"	5	
	2nd	Denise Fox	<u>GFC</u>	33' 4"	3	
	3rd	Sherri Sanders	UPS	32' 9"	1	3/3 6/6
HIGH JUMP	1st	Mary Kusler	UPS	5' 2"	5	
	2nd	Sue Woolsey	<u>GFC</u>	5' 2" <del>*</del>	3	3/6 5/11
LONG JUMP	1st	Patricia Whiteaker	UPS	16' 3 1/2"	5	0/6 5/16
TRIPLE JUMP	1st	Patty Dukeminier	UPS	30' 1"	5	0/6 5/21
JAVELIN	1st	Patricia Perry	UPS	136' 4"	5	
	2nd	Denise Fox	<u>GFC</u>	129' 7"	3	3/9 5/26
400m Relay	no finish					
1500m	1st	Andrea Perry	UPS	4:56.5	5	
	2nd	Heidi Wendell	UPS	5:01.0	3	0/9 8/34
100m HH	1st	Mary Kusler	UPS	15.3	5	0/9 5/39
400m	1st	Marta Shields	<u>GFC</u>	1:00.7	5	
	2nd	Rennie Cohan	UPS	1:01.4	3	
	3rd	Patricia Dukeminier	UPS	1:03.4	1	5/14 4/43
100m	1st	Patricia Whitaker	UPS	12.8	5	
	2nd	Karen Boerger	UPS	13.0	3	
	3rd	Teresa Donnelly	UPS	13.5	1	0/14 9/52
200m	1st	Marta Shields	<u>GFC</u>	26.7	5	
	2nd	Patrice Whitaker	UPS	26.8	3	
	3rd	Karen Boerger	UPS	27.8	1	5/19 4/56
800m	1st	Emily Smith	UPS	2:21.0	5	
	2nd	Melanie Springer	<u>GFC</u>	2:21.6	3	
	3rd	Maureen Hankinson	UPS	2:24.6	1	3/22 6/62
400m IH	1st	Mary Kusler	UPS	1:03.8	5	0/22 5/67
3000m	1st	Molly Ostland	UPS	10:41.0	5	
	2nd	Heidi Wendel	UPS	11:05.3	3	
	3rd	Michelle Lang	<u>GFC</u>	11:46.7	1	1/23 8/75

2 P mats  
A mats + hnd

Discus	1st	Amy O'Herin	UPS	124'4"	5		
	2nd	Sherri Sanders	UPS	97'1"	3		
	3rd	Beth Druffel	UPS	87'8"	1	0/23	9/84
1600m Relay	1st	Holleman, Anderson Dukeminier, Kyster	UPS	4:12.7	5	0/23	5/89
	2nd	Whitaker, Smith Cohen, Donnelly	UPS	4:49.0			

GEORGE FOX COLLEGE/UNIVERSITY OF PUGET SOUND

NEWBERG, OREGON

April 18, 1987

EVENT	PLACE		SCHOOL	TIME/DISTANCE	PLACE	GFC	UPS
HAMMER THROW	1st	Ray Phinney	UPS	158' 5"	5		
	2nd	Mike Watts	GFC	147' 2"	3		
	3rd	Dave Elkins	GFC	134' 6"	1	4/4	5/5
LONG JUMP	1st	Dave Mueller	GFC	20' 1"	5		
	2nd	Phil Sanchez	UPS	19' 11"	3		
	3rd	Kevin Mapes	UPS	19' 9½"	1	5/9	4/9
POLE VAULT	1st	David Nickel	GFC	11' 0"	5	5/14	0/9
HIGH JUMP	1st	Brian Brendel	UPS	5' 10"	5		
	2nd	Pat Leeper	GFC	5' 8"	3		
	3rd	Kevin Mapes	UPS	5' 8"	1	3/17	6/15
SHOT PUT	1st	Mike Watts	GFC	42' 1½"	5		
	2nd	David Nickell	GFC	39' 10½"	3		
	3rd	Ray Phinney	UPS	39' 2½"	1	8/25	1/16
400m RELAY	1st	Adams Henney Sanchez Mitchell	UPS	45.5	5	0/25	5/21
1500m	1st	Randy Swigart	GFC	4:12.1	5		
	2nd	Mark Brenna	UPS	4:15.8	3		
	3rd	David Gallagher	UPS	4:34.9	1	5/30	4/25
110m HH	1st	Adolphus Onua	GFC	14.5	5		
	2nd	Scott Cummins	GFC	15.2	3		
	3rd	Rod Eakin	GFC	16.2	1	9/39	0/25
TRIPLE JUMP	1st	Kevin Mapes	UPS	41' 9 3/4"	5		
	2nd	Pat Leeper	GFC	39' 7 1/4"	3	3/42	5/30
JAVELIN	1st	Dave Nickell	GFC	178'	5		
	2nd	Mike Watts	GFC	173' 7"	3		
	3rd	David Mueller	GFC	142' 2"	1	9/51	0/30
400m	1st	Tracy Daugherty	UPS	49.4	5		
	2nd	Tim Conley	GFC	49.7	3	3/54	0/30
	3rd	Phil Sanchez	UPS	55.8	1		
100m	1st	Adolphus Onua	GFC	10.9	5		
	2nd	David Mueller	GFC	11.1	3		
	3rd	Dexter Mitchell	UPS	11.7	1	8/62	1/37
800m	1st	Thayne Chaummell	UPS	1:58.5	5		
	2nd	Randy Swigert	GFC	1:59.4	3		
	3rd	Tim Graham	GFC	2:02.8	1	4/66	5/42



100m IH	1st	Scott Cummins	GFC	.56.2	5		
	2nd	Brian Brendel	UPS	.56.3	3		
	3rd	Pat Leeper	GFC	1.03.4	1	6/72	3/45
200m	1st	Tracy Daugherty	UPS	22.3	5		
	2nd	Tim Conley	GFC	22.4	3		
	3rd	David Mueller	GFC	23.4	1	4/76	5/50
discus	1st	Mike Watts	GFC	137'6"	5		
	2nd	David Nickell	GFC	123'3"	3		
	3rd	Chris Clifford	UPS	89'1"	1	8/84	1/51
1000m	1st	Mark Grennan	UPS	16:24.1	5		
	2nd	David Gallagher	UPS	17:39.7	3	0/84	8/59
600m Relay	1st	GFC (Onua, Eakin, Cummins, Conley)	GFC	3:24.4	5		
	2nd	UPS (Sanchez, Brendal, Daugherty, Chammell)	UPS	3:24.6	0	5/89	0/59

*(at 6/72)*  
57.3

22.4

*P.R. goal*

*Season best*

*26.9 best week*

*GFC = 10 1st  
10 2nd  
6-3rd*

*UPS = 8 1st  
5 2nd  
7 3rd*

*2 sweeps  
3 1-2's*

*Watts 3 5 3 5 = 16 \**  
*Elkins 1 = 1*  
*Muelba 5 3 1 = 10*  
*Nubel 5 3 5 3 = 16 \**  
*Leeper 3 3 1 = 7*  
*Smyth 5 3 = 8*  
*Onua 5 5 1.5 = 11.5*  
*Cremis 3 5 1.5 = 9.5*  
*Eakin 1 1.5 = 2.5*  
*Conley 3 3 1.5 = 7.5*  
*Chammell 1 = 1*

EVENT	PLACE	SCHOOL	TIME/DISTANCE	POINTS	GFC	L&C	ALUM
10m HH	1st Adolphus Onua	GFC	14.74	5			
	2nd Scott Cummins	GFC	15.39	3			
	3rd Dave Kelley	L&C	16.38	1	8/33	1/35	
00m	1st Tim Conley	GFC	50.97	5			
	2nd Mark Caine	L&C	51.27	3	5/38	3/38	
00m	1st Dave Mueller	GFC	11.96	5			
	2nd Ken Ouellette	L&C	12.29	3			
	3rd Jeff Hoats	L&C	12.45	1	5/43	4/42	
RAVELIN	1st Mike Watts	GFC	175'7"	5			
	2nd Dave Nickal	GFC	160'7"	3			
	3rd Dave Mueller	GFC	147'1"	1			
	Eb Buck	Alum	185'4"		9/52	0/42	
00m	1st Ron Ares	L&C	2:00.56	5			
	2nd Duke Ritenhouse	L&C	2:02.19	3			
	3rd Randy Swigart	GFC	2:02.28	1			
	Kevin Ball	Alum	2:01.68		1/53	8/50	
00m IH X	1st Scott Cummins	GFC	58.19	5			
	2nd Pat Leeper	GFC	1:07:07	3	8/61	0/50	
00m	1st Mark Caine	L&C	23.32	5			
	2nd Tim Conley	GFC	23.56	3			
	3rd Dave Mueller	GFC	24.63	1	4/65	5/55	
TRIPLE MP	1st Ken Ouellette	L&C	42'4"	5			
	2nd Pat Leeper	GFC	40'3"	3			
	3rd Del Christy	GFC	35'2 3/4"	1			
	Wendell Otto	Alum	42'9"				
	Dave Wilkinson	Alum	40'7 1/2"				
	Keith Wigley	Alum	40' 3 1/2"		4/69	5/60	
00m	1st Randy Swigert	GFC	18:30.07	5	5/74	0/60	
00m LAY	1st Mueller	GFC	3:31.74	5			
	Conley Eakin Onua				5/79	0/60	
SCUS	1st Mike Watts	GFC	151'5"	5			
	2nd Tom Snider	L&C	101'9"	3			
	3rd Deon Waldow	L&C	98'2"	1			
	Steve Curtis	Alum	129.7				
	Nathan Whitham	Alum	123				
	Paul Maddox	Alum	119.6		5/84	4/64	



GEORGE FOX COLLEGE/LEWIS & CLARK COLLEGE

BRUIN ALUMNI

Newberg, Oregon  
April 11, 1987

EVENT	PLACE	SCHOOL	TIME/DISTANCE	POINTS	GFC	L&C	ALUM
LONG JUMP	1st	Ken Ouellette	L&C	21' 1/2"	5		
	2nd	Dave Mueller	GFC	19' 4"	3		
	3rd	Rod Eakin	GFC	18' 6"	1	4/4	5/5
HAMMER THROW		Dave Elkins	GFC	135' 11"	5	5/9	0/5
		Steve Curtis	Alum	149' 1"			
		Nathan Whitman	Alum	137' 7"			
SHOT PUT	1st	Tom Snider	L&C	33' 4"	5		
	2nd	Dave Nickell	GFC	36' 9"	3		
	3rd	John Telesmanich	L&C	34' 5"	1	3/12	6/11
100m CLAY	1st	Dave Mueller					
		Scott Cummins					
		Rod Eakin					
		Adolphus Onua	GFC	44.2	5	5/17	0/11
500m MILE MILT	1st	Nick Rinard	L&C	12"	5	0/17	5/16
		Keith Wigley	<del>GFC</del> alum	13' 6"			
1000m PEOPLE BASE	1st	Carlo Abbruzzesse	L&C	9:39.2	5		
	2nd	Jamie Gonzales	L&C	9:45.1	3		
	3rd	Jim Lakamora	L&C	10:25.4	1	0/17	9/25
1000m	1st	Ron Ares	L&C	4:07.59	5		
	2nd	Bob Harris	L&C	4:09.46	3		
	3rd	Duke Ritenhouse	L&C	4:16.00	1	0/17	9/34
5000m MP	1st	Pat Leeper	GFC	5' 6"	5		
	2nd	David Nickell	GFC	5' 6"	3		
		Keith Wigley	Alum	5' 10"			
		Dave Wilkinson	Alum	5' 8"		8/25	0/34

GEORGE FOX COLLEGE/LEWIS & CLARE COLLEGE

GRUIN ALUMNI

Waukegan, Oregon  
April 11, 1987

WOM	PLACE	SCHOOL	TIME/DISTANCE	FOOTW	GFC	L&C	ALL
001 FOT	1st Paige Daugherty	L&C	42'9"	5			
	2nd Denaise Fox	<del>GFC</del>	54'	3			
	3rd Leslie Johnson	<del>L&amp;C</del>	27'	1	3/3		
002 WBY	1st Amy Bolger	L&C	5'2"	5			
	2nd Sue Woolsey	<del>GFC</del>	5'0"	3			
	3rd Krys Duncan	<del>L&amp;C</del>	4'8"	1	3/6	5/1	
003 PLAT	1st Lisa Ardinger						
	Amy Bolger						
	Kari Larsen						
	Nicole Perry	L&C	1:50.8	3	0/6	3/11	
004 WBY	1st Sharon Reaney	L&C	15'11 1/2"	5			
	2nd Amy Bolger	L&C	14'2"	3			
	3rd Krys Duncan	L&C	14'3/4"	1	0/6	0/26	
005 WBY	1st Jeannine Lamm	L&C	5:02.87	5			
	2nd Malinda Springer	<del>GFC</del>	5:24.07	3			
	3rd Michelle Lang	<del>GFC</del>	5:31.39	1	1/1	3/31	
006 WBY	1st Lisa Ardinger	L&C	10:18	5			
	2nd Jennifer Farnie	L&C	11:31	3	0/10	8/29	
007 WBY	1st Nicole Perry	L&C	57:74	6			
	2nd Marta Shields	<del>GFC</del>	1:02:03	3			
	3rd L/C Finally	L&C	1:03:42	1	3/13	8/43	
008 WBY	1st Denaise Fox	<del>GFC</del>	<u>135'</u>	5			
	2nd Leslie Johnson	L&C	128'2"	3	3/13	8/18	



EVENT	PLACE	SCHOOL	TIME/DISTANCE	POINTS	GFC	L&C	ALLEN
00m	1st Karl Larson	L&C	2:25.2	5			
	2nd Melanie Springer	GFC	2:30.6	3	3/21	5/53	
00m IH	1st Michelle Lang	GFC	1:22.0	5	5/26	0/53	
00m	1st Nicole Perry	L&C	26.66	5			
	2nd Martha Shields	GFC	27.44	3			
	3rd Liz Ardinger	L&C	28.62	1	3/29	0/59	
RIFLE UMP	1st Amy Helger	L&C	32'6"	5			
	2nd Kris Duncan	L&C	32'4 3/4"	3	0/29	3/67	
000a	1st Diank Petersen	GFC	11:59.38	5			
	2nd Kali Haverstock	GFC	12:06.24	3			
	3rd Michelle Lang	GFC	N.T.	1	9/38	0/67	
000a SLAT	1st Lewis & Clark	L&C	4:12.39	5	0/38	3/72	
ASCUS	1st Paige Daugherty Debra W. Wenzelburg	L&C L&C	113'-0" 113'7"	5	0/38	3/77	

118-9

FOX 3 5 8  
 Wolley 3 3  
 Spyer 3 3 6  
 Shults 3 3 6  
 Juny 5 1 = 6

GEORGE FOX COLLEGE  
1987  
Bruin Track & Field Standards\*

1-21-87

MEN			EVENT	WOMEN		
GFC	District	National		GFC	District	National
11.5	11.3	10.5	100	14.0	13.2	12.0
23.5	22.9	21.4	200	29.0	27.2	24.7
50.5	50.6	47.8	400	65.0	1:04.2	56.6
2:00	1:58.3	1:51.3	800	2:35	2:23.1	2:14.8
4:10	4:03	3:50.2	1500	5:30	5:00	4:39.6
10:30	9:52.9	9:16.7	Steeple	--	--	--
--	--	--	3000	12:10	11:00	10:15.0
16:35	15:23.8	14:36.2	5000	none	19:12.3	17:52.5
34:30	33:00.3	30:40.0	10,000	none	43:57.8	37:55.0
16.5	16.0	14.4	100/110 H	19.0	17.3	14.5
60.0	57.3	52.4	1H/400 H	1:18	1:13.3	1:03.7
5-8	6-1	6-10 3/4	HJ	4-6	4-11	5-6
		(open at 6-10)			(open at 5-6)	
20-0	21-5	23-23-10	LJ	14.0	15-10	18-6
39-6	42-8	48-7 1/4	TJ	none	30-10	36-6
10-6	13-0	15-6 1/2	PV	--	--	--
		(open at 15-0)				
39-0	46-8	54-3 1/4	Shot	30	35-0	43-3
110	140-1	160-0	Discus	90	112-9	138-0
150	172-6	205-0	Javelin	90	118-9	138-9
100	145-5	172-0	Hammer	--	--	--
		(175)				
none	none	51:30.0	10K Walk	--	--	--
none	none	6767	Decath/Hep	none	none	4800
		(top 16)				(top 16)
none	none	2:31	Marathon	none	none	3:30.0
none	Top 8	41.6	4 x 100	none	Top 8	48.6
none	Top 8	3:15.3	4 x 400	none	Top 8	3:54.5
--	--	--	800 Medley	none	Top 8	1:47.9
Prior to comp.	Once	+ Twice & District Champion	Standard to be met	Prior to comp.	Once	+ Twice & District Champion

\* All Marks Hand Timed  
- High on National list

1-800-452-2511  
 1-800-452-1420

GEORGE FOX COLLEGE/LEWIS & CLARK COLLEGE

BRUIN ALUMNI

Newberg, Oregon  
 April 11, 1987

EVENT	RANK	NAME	SCHOOL	TIME/DISTANCE	POINTS	GFC	L&C	ALUM
LONG JUMP	1st	Ken Ouellette	L&C	21'3"	5			
	2nd	Dave Mueller	GFC	19'4"	3			
	3rd	Rod Eakin	GFC	18'6"	1	4/4	5/5	
HAMMER THROW	1st	Dave Elkins	GFC	135'11"	5	5/9	0/3	
		Steve Curtis	Alum	149'1"				
		Nathan Whitcomb	Alum	137'7"				
SHOT PUT	1st	Tom Snider	L&C	38'4"	5			
	2nd	Dave Nickall	GFC	36'8"	3			
	3rd	John Telesmanich	L&C	34'5"	1	3/12	6/11	
100m CLAY	1st	Dave Mueller						
		Scott Cummins						
		Rod Eakin						
		Adolphus Onua	GFC	:44.2	5	5/17	0/11	
500m MILE MULT	1st	Nick Rinard	L&C	12"	5	0/17	5/16	
		Keith Wigley	GFC	13'6"				
1000m PEOPLE BASE	1st	Carlo Abbruzzesse	L&C	9:39.2	5			
	2nd	Jamie Gonzales	L&C	9:45.1	3			
	3rd	Jim Lakemora	L&C	10:25.4	1	0/17	9/25	
1000m	1st	Ron Aras	L&C	4:07.59	5			
	2nd	Bob Harris	L&C	4:09.46	3			
	3rd	Duke Ritenhouse	L&C	4:16.00	1	0/17	9/34	
5000m MP	1st	Pat Leeper	GFC	5'6"	5			
	2nd	David Nickall	GFC	5'6"	3			
		Keith Wigley	Alum	5'10"				
		Dave Wilkinson	Alum	5'8"		8/25	0/34	



EVENT	PLACE	SCHOOL	TIME/DISTANCE	POINTS	GFC	L&C	ALUM
110m BH	1st Adolphus Onua	GFC	14.74	5			
	2nd Scott Cummins	GFC	15.39	3			
	3rd Dave Kelley	L&C	16.38	1	8/33	1/35	
100m	1st Tim Conley	GFC	50.97	5			
	2nd Mark Caine	L&C	51.27	3	5/38	3/38	
100m	1st Dave Mueller	GFC	11.96	5			
	2nd Ken Ouellette	L&C	12.29	3			
	3rd Jeff Hoats	L&C	12.45	1	5/43	4/42	
100m HAVELIN	1st Mike Watts	GFC	175'7"	5			
	2nd Dave Nickel	GFC	160'7"	3			
	3rd Dave Mueller	GFC	147'1"	1			
	Eb Buck	Alum	185'4"		9/52	0/42	
100m	1st Ron Ares	L&C	2:00.56	5			
	2nd Duke Ritenhouse	L&C	2:02.19	3			
	3rd Randy Swigart	GFC	2:02.28	1			
	Kevin Ball	Alum	2:01.68		1/53	8/50	
100m IH	1st Scott Cummins	GFC	58.19	5			
	2nd Pat Leeper	GFC	1:07.07	3	8/61	0/50	
100m	1st Mark Caine	L&C	23.32	5			
	2nd Tim Conley	GFC	23.56	3			
	3rd Dave Mueller	GFC	24.63	1	4/65	5/55	
100m TRIPLE JMP	1st Ken Ouellette	L&C	42'4"	5			
	2nd Pat Leeper	GFC	40'3"	3			
	3rd Del Christy	GFC	35'2 3/4"	1			
	Wendell Otto	Alum	42'9"				
	Dave Wilkinson	Alum	40'7 1/2"				
	Keith Wigley	Alum	40' 3 1/2"		4/69	5/60	
100m <i>check</i>	1st Randy Swigart	GFC	18:30.07	5	5/74	0/60	
100m LAY	1st Mueller Conley Eakin Onua	GFC	3:31.74	5	5/79	0/60	
100m SCUS	1st Mike Watts	GFC	151'5"	5			
	2nd Tom Snider	L&C	101'9"	3			
	3rd Deon Waldow	L&C	98'2"	1			
	Steve Curtis	Alum	129.7				
	Nathan Whitham	Alum	123				
	Paul Maddox	Alum	119.6		5/84	4/64	

LINFIELD TRACK AND FIELD

April 25, 1987

MEN

1800 452-7511

452-1420

TEAM SCORES

Scoring 5, 3, 2, 1  
relays 5, 3, 2

EVENT: Hammer

Place	Name	Time/Ht/Dist.	School
1.	Doug Dean	162'-8"	Lin
2.	Mike Watts	151'-12"	GF
3.	Kyle Kobow	148-8 1/2	Lin
4.	Scott Hartmann	140-4 1/2	CC
5.	Dave Elkins	132-9	GF
6.	Tony Truax	131-3	Lin
7.	Terry Prestianni	113-3 1/2	Lin
8.			

PSU	Chem	GFC	Lin	
0	1	3	7	
0	1	3	7	

EVENT: Shot Put

Place	Name	Time/Ht/Dist.	School
1.	Mike Watts	43-10	GF
2.	Scott Hartmann	40-5"	CC
3.	Kyle Kobow	40-0	Lin
4.	John Weeks	38-7 1/2	Lin
5.			
6.			
7.			
8.			

PSU	Chem	GFC	Lin	
0	3	5	3	
0	4	8	10	

EVENT: 10,000 m

Place	Name	Time/Ht/Dist.	School
1.	John Weisel	33:44.6	Lin
2.	Bob Frost	35:52.8	Lin
3.	Kevin Rice	40:39.4	CC
4.			
5.			
6.			
7.			
8.			

PSU	Chem	GFC	Lin	
0	2	0	8	
0	6	8	18	

EVENT: Long Jump

Place	Name	Time/Ht/Dist.	School
1.	P.J. Conrad	21-11	Lin
2.	Mike Lewelling	20-9 3/4	CC
3.	Dave Mueller	19-10 1/4	GF
4.	John Albrecht	19-8 1/4	Lin
5.	Brad Melendy	19-7 1/2	Lin
6.	Jim Martin	19-5	CC
7.	John Mina	17-10 1/2	CC
8.			

PSU	Chem	GFC	Lin	
0	3	2	6	
0	9	10	24	

EVENT: 400m. relay

Place	Name	Time/Ht/Dist.	School
1.	Onua, Mueller, Conley, Cummins	43.6	GF
2.	Campbell, Howell, Young, Ooherty	43.9	PSU
3.	Rogers, Anderson, Marsters, Ewing	44.0	Lin
4.	Lewelling, Martin, Lambert, Peters	NT disq	Chem
5.			
6.			
7.			
8.			

PSU	Chem	GFC	Lin	
3	0	5	2	
3	9	15	26	

LINFIELD TRACK AND FIELD

April 25, 1987

MEN

Scoring 5, 3, 2, 1  
 relay 5, 3, 2

TEAM SCORES

3 PSU	9 Chem	15 GF	26 LIN	
2 5	6 15	0 15	3 29	

EVENT: 1500 m.

Place	Name	Time/Ht/Dist.	School
1.	Eric Kelso	4:03.5	CC
2.	Dan Tow	4:09.2	LIN
3.	Tony Cantwell	4:14.5	PSU
4.	Frank Voth	4:19.8	CC
5.	Ken Bell	4:22.9	PSU
6.	Joe Paterhall	4:24.0	PSU
7.			
8.			

PSU	Chem	GF	LIN	
2 7	0 15	8 23	1 30	

EVENT: 110 m. H. Hurdles

Place	Name	Time/Ht/Dist.	School
1.	Adolphus Onua	14.1	GF
2.	Scott Cummins	14.6	GF
3.	Scott Young	15.2	PSU
4.	David Hodl	15.9	LIN
5.	Troy Wakefield	16.0	PSU
6.	John Albrecht	16.0	LIN
7.	Brian Grossnicklaus	16.7	LIN
8.			

PSU	Chem	GF	LIN	
3 10	0 15	5 28	3 33	

EVENT: 400 m.

Place	Name	Time/Ht/Dist.	School
1.	Tim Conley	51.0	GF
2.	Brad Melendy	51.7	LIN
3.	Gary Hardy	52.9	PSU
4.	Tony Cantwell	56.0	PSU
5.			
6.			
7.			
8.			

PSU	chem	GF	LIN	
0 10	2 17	0 28	9 42	

EVENT: 100 m. Heat 1

Place	Name	Time/Ht/Dist.	School
1.	Curtis Brown	10.9	LIN
2.	Mark Anderson	11.2	LIN
3.	Mike Lewelling	11.2	CC
4.	Kele Marsters	11.2	LIN
5.	Dave Mueller	11.3	GF
6.			
7.			
8.			

PSU	chem	GF	LIN	
10	17	28	42	

EVENT: 100 m. Heat 2 (NON-Scoring)

Place	Name	Time/Ht/Dist.	School
1.	Alan Fey	11.4	LIN
2.	Mark Ewing	11.4	LIN
3.	P.J. Conrad	11.5	LIN
4.	Van Velarde	12.4	PSU
5.			
6.			
7.			
8.			

10 17 28 41

LINFIELD TRACK AND FIELD  
April 25, 1987

MEN

Scoring 5, 3, 2, 1  
relays 5, 3, 2

TEAM SCORES

PSU 10	Chem 17	GF 28	LIN 41	
0/10	0/17	5/33	6/47	

EVENT: 800 m.

Place	Name	Time/Ht/Dist.	School
1.	Scott Voyles	1:58.9	LIN
2.	Tim Graham	1:59.1	GF
3.	Randy Suigart	1:59.9	GF
4.	Will Stanton	2:01.5	LIN
5.	Greg Kempforn	2:02.1	PSU
6.	J.D. Vetsch	2:03.1	PSU
7.	Scott Haines	2:06.5	CC
8.	Joe Pattershall	2:08.9	PSU
	Chris Turner	2:09.4	LIN

PSU	Chem	GF	LIN	
0/10	0/17	3/36	5/52	

EVENT:

Place	Name	Time/Ht/Dist.	School
1.	Doug Rogers	55.5	LIN
2.	Scott Cummins	55.8	GF
3.			
4.			
5.			
6.			
7.			
8.			

PSU	Chem	GF	LIN	
3/13	0/17	0/36	8/60	

EVENT: High Jump

Place	Name	Time/Ht/Dist.	School
1.	Steve Seymour	6-4	LIN
2.	Dan Doherty	6-4	PSU
3.	Lance Hansen	5-10	LIN
4.	Pat Tinnell	5-8	LIN
5.	Pat Keeper	5-8	GF
6.	Brad Melendy	5-8	LIN
7.			
8.			

PSU	Chem	GF	LIN	
5/18	0/17	3/39	3/63	

EVENT: 200 m.

Place	Name	Time/Ht/Dist.	School
1.	Chad Campbell	22.3	PSU
2.	Tim Conley	22.6	GF
3.	Mark Anderson	22.9	LIN
4.	Kele Marsters	23.0	LIN
5.	Dave Mueller	23.2	GF
6.	Alan Fey	24.2	LIN
7.	Chris Lambert	24.8	LIN
8.			

PSU	Chem	GF	LIN	
1/19	5/22	5/44	0/63	

EVENT: Pole Vault

Place	Name	Time/Ht/Dist.	School
1.	Doug Peters	14-6	CC
2.	David Elkins	13-0	GFC
3.	David Nickel	12-0	GFC
4.	Van Velarde	12-0	PSU
5.			
6.			
7.			
8.			

PSU	Chem	GF	LIN	
1/19	5/22	5/44	0/63	

19 22 44 63



LINFIELD TRACK AND FIELD

April 25, 1987

MEN

Scoring 5, 3, 2, 1  
relays 5, 3, 2

EVENT: Javelin

Place	Name	Time/Ht./Dist.	School
1.	Mike Watts	181-8	GF
2.	Kent Newberry	180-2 1/2	PSU
3.	John Weeks	178-6	LIN
4.	Sean Coste	174-9	LIN
5.	David Nickell	172-3	GF
6.	Chris Lambert	168-5 1/2	CC
7.	Troy Wakefield	167-1/2	PSU
8.	Mark Garvey	162-6	LIN

TEAM SCORES

PSU 17	Chem 22	GF 44	LIN 63
3	0	5	3
22	22	49	66

EVENT: 5000m.

Place	Name	Time/Ht./Dist.	School
1.	Eric Kelso	16:17.5	Chem
2.	Dan Tow	16:21.4	LIN
3.	Trevor Jacobson	16:38.6	LIN
4.	Frank Voth	17:00.0	Chem
5.	Pete Carleson	17:39.3	LIN
6.			
7.			
8.			

PSU	Chem	GF	LIN
0	6	0	5
22	28	49	71

EVENT: 1600m. relay

Place	Name	Time/Ht./Dist.	School
1.	Onua, Swigart, Cummins, Conley	3:29.2	GF
2.	Melendy, Rogers, Voyles, Stanton	3:38.5	LIN
3.	Hansen, Coste, Ewing, Tinnell	3:46.9	LIN (NON scoring)
4.			
5.			
6.			
7.			
8.			

PSU	Chem	GF	LIN
0	0	5	3
22	28	54	74

EVENT: Triple Jump

Place	Name	Time/Ht./Dist.	School
1.	Mike Lewelling	46-8 1/4	Chem
2.	Dan Doherty	45-7 1/2	PSU
3.	Kele Marsters	43-9	LIN
4.	Pat Leeper	40-10	GF
5.	Van Velarde	38-6 1/2	PSU
6.			
7.			
8.			

PSU	Chem	GF	LIN
3	5	1	2
25	33	55	76

EVENT: Discus

Place	Name	Time/Ht./Dist.	School
1.	Mike Watts	153-1	GF
2.	Tony Truax	121-5 1/2	LIN
3.	Kyle Kobow	120-1/2	LIN
4.	Terry Prestianni	115-0	LIN
5.	John Weeks	113-1	LIN
6.	Scott Hartmann	85-8	CC
7.			
8.			

PSU	Chem	GF	LIN
0	0	5	6
25	33	60	82

25 33 60 82

District 2 Track and Field Bests: 5-04-87

EOSC, George Fox, Lewis & Clark, Linfield,  
Northwest Nazarene, SOSOC, Willamette, WOSC

MEN

- 100m: Mark Caine (LC) 10.7, Tim Biamont (WO) 10.7,  
Mark Berry (SO) 10.9, Antwionne Brooks (EO) 10.9,  
Adolphus Onua (GF) 10.9, Curtis Brown (Lin) 10.9,  
Les Taylor (WO) 11.0, Kurt Hargett (WO) 11.0,  
Nate Borchert (EO) 11.1, David Mueller (GF) 11.1,  
David Searce (Wil) 11.1, Mark Anderson (Lin) 11.2
- 200m: David Searce (Wil) 21.9, Tim Biamont (WO) 22.1,  
Mark Caine (LC) 22.2, Mark Berry (SO) 22.2,  
Tim Conley (GF) 22.4, Nate Borchert (EO) 22.5,  
Les Taylor (WO) 22.5, Keith Ussery (WO) 22.5,  
Curtis Brown (Lin) 22.5, Mike Gilbert (NNC) 22.7,  
Antwionne Brooks (EO) 22.9, Mark Anderson (Lin) 22.9
- 400m: Mike Gilbert (NNC) 48.8, Keith Ussery (WO) 49.1,  
David Searce (Wil) 49.71, Tim Conley (GF) 49.7,  
Gareth Pooleon (Wil) 50.4, Les Taylor (WO) 50.5,  
Frank VanDyke (WO) 50.7, Aaron Harding (SO) 50.8,  
Mark Caine (LC) 51.27, Bob DeVyldeere (Wil) 51.42,  
Brad Melendy (Lin) 51.7, Tim Dorsey (SO) 51.9
- 800m: Wes Tilgner (WO) 1:53.23, Steve Yerger (NNC) 1:54.0,  
Rob Wood (WO) 1:55.59, Bob Craig (SO) 1:55.6,  
Aaron Harding (SO) 1:56.0, Randy Swigart (GF) 1:56.9,  
Mike Appleton (EO) 1:57.4, Bob Harris (LC) 1:57.89,  
Ed Esse (WO) 1:58.3, Jack Catton (?) 1:58.52.
- 1500m: Wes Tilgner (WO) 3:48.44, Brad Holbrook (SO) 3:58.4,  
Rob Wood (WO) 3:59.5, Mike Appleton (EO) 4:00.0,  
Ron Ares (LC) 4:01.66, Dan Tow (Lin) 4:01.69,  
Bob Craig (SO) 4:01.8, Erick Landeen (Wil) 4:02.4,  
Mike Paddack (SO) 4:02.5, Duke Rittenhouse (LC) 4:05.7.
- 5C: Ron Ares (LC) 9:17.9, Jason Sele (WO) 9:22.5,  
Duke Ritenhouse (LC) 9:29.0, Brad Holbrook (SO) 9:42.1,  
Bob Julian (SO) 9:54.9, Mike Paddack (SO) 9:55.0,  
Doug Winn (Wil) 9:57.0
- 5000m: David Jordan (WO) 15:10.44, Erick Landeen (Wil) 15:12.73,  
Greg Miller (EO) 15:17.6, Dan Tow (Lin) 15:18.3,  
Ron Ares (LC) 15:22.6, Kevin Wright (NNC) 15:31.0,  
Bob Julian (SO) 15:33.2, Joshua Sacon (SO) 15:36.67,  
Brad Holbrook (SO) 15:40.00.
- 10,000M: Kevin Wright (NNC) 32:10.0, Greg Miller (EO) 32:10.6,  
Erick Landeen (Wil) 32:13.08, Amar Kamadole (Wil) 33:17.0,  
Kevin Kelly (Wil) 33:29.6, John Weisel (Lin) 33:44.6,  
Mike Del Donno (Wil) 33:51.6
- 110m HH: Adolphus Onua (GF) 14.1, Sam Lapray (Wil) 14.87,  
Tim Rupp (SO) 14.9, Scott Cummins (GF) 15.0,  
Bob Cornes (WO) 15.3, Bob DeVyldeere (Wil) 15.31,  
Kevin Taylor (SO) 15.5, Shawn Steen (EO) 15.5

400m IH: Bob DeVyldere (Wil) 54.22, Doug Rogers (Lin) 55.5,  
Sam Lapray (Wil) 55.59, Shawn Steen (EO) 55.7,  
Gareth Pooleon (Wil) 56.1, Scott Cummins (GF) 56.2,  
Mike Gilbert (NNC) 56.3, Tim Rupp (SO) 56.4,  
Dave Kelly (LC) 56.87, David Wiltsey (Wil) 56.8,

4\*100m: WOSC 42.7, Willamette 43.1, George Fox 43.6,  
Lewis & Clark 43.7, NNC 43.8, Linfield 43.9,  
SOSC 44.6, EOSC 44.8

4\*400m: Willamette 3:22.7, WOSC 3:23.05, George Fox 3:24.4,  
SOSC 3:26.0, Linfield 3:28.4, NNC 3:29.0, EOSC 3:31.0,  
Lewis & Clark 3:33.8

S.P.: Randy Settell (SO) 59-4, Kim Brown (WO) 50-7 1/2,  
Hank Hyborney (NNC) 50-3, Arnold Wardwell (SO) 49-8,  
Michael County (SO) 48-9 1/2, Todd Danko (WO) 48-2,  
Soren Sorenson (WO) 47-11 1/2, David Collins (Wil) 47-10 1/2,  
Dale Osborne (SO) 47-5, Steve Curl (NNC) 46-3,

Discus: Randy Settell (SO) 169-3, Soren Sorenson (WO) 166-10 1/2,  
Mike Watts (GF) 151-5, Dale Osborne (SO) 148-9,  
Doug Sommer (Wil) 146-1, Arnold Wardwell (SO) 140-3,  
Steve Curl (NNC) 139-0, Eric Cooley (Wil) 136-3,  
David Collins (Wil) 135-0

Hammer: Soren Sorenson (WO) 175-5, Doug Dean (Lin) 171-10,  
Randy Settell (SO) 161-8, Matt Lydum (WO) 156-7,  
Kyle Kobow (Lin) 155-3, David Collins (Wil) 151-8,  
Tim Stashin (SO) 151-8, Mike Watts (GF) 148-10,

Javelin: Jim Williams (Wil) 211-11, David Nickell (GF) 190-6,  
Michael County (SO) 188-9, Kevin Reed (SO) 188-4,  
Doug Edwards (NNC) 188-0, Mike Watts (GF) 184-5,  
Sean Coste (Lin) 183-0, John Weeks (Lin) 180-8,  
Doug Ladd (WO) 180-5, Ken Rankin (EO) 177-7

H.J.: Shaun Granger (SO) 7-0, Shawn Steen (EO) 6-6 3/4,  
Will Waddell (EO) 6-6, Rob Kliever (Wil) 6-6,  
Steve Seymour (Lin) 6-5, Scott Healy (Wil) 6-4 1/4,  
Bob Cornes (WO) 6-4, Dwight French (WO) 6-2,  
Jordan Hackwith (EOSC) 6-2, Lance Hansen (Lin) 6-1 3/4.

L.J.: Gareth Pooleon (Wil) 23-1 1/2, Patrick Coonrod (Lin) 22-9 1/4,  
Kevin Connors (Wil) 22-6 1/2, Gerry Clark (WO) 22-1,  
Scott Noren (SO) 21-11, Russell Burke (SO) 21-11,  
Todd Chandler (SO) 21-5, Ken Ouellette (LC) 21-3 1/2,  
Kurt Hargett (WO) 21-1 1/2, Will Waddell (EOSC) 21-1,  
Shawn Steen (EOSC) 20-11

T.J.: Kevin Connors (Wil) 47-8 1/2, Kele Marsters (Lin) 44-3 1/2,  
Dwight French (WO) 44-2 1/2, Russell Burke (SO) 44-1/2,  
Scott Noren (SO) 43-9, John Prevedello (Lin) 43-11 1/2,  
Shaun Granger (SO) 43-6, Ken Ouellette (LC) 42-10 1/2,  
Todd Chandler (SO) 42-10, Pat Leeper (GF) 42-1 1/2,

P.V.: Kevin Taylor (SO) 15-6i, Doug Edward (NNC) 14-7,  
Mike Gilbert (NNC) 14-2 1/2, Rod Eakin (GF) 14-0,  
Mike Gile (Wil) 14-6, Nick Rinard (LC) 13-0,  
Scott Healy (Wil) 12-6, Jeff Houts (LC) 12-6,  
Jim Block (EOSC) 12-6, Jeff Fowler (Wil) 12-6



WOMEN

- 100m: Sharon Wegener (WO) 12.5, Nicole Perry (LC) 12.5,  
Kathy Kubik (Lin) 12.6, Kari Larsen (LC) 12.8,  
Stephanie Payne (Wil) 12.88, Alisa Thomas (Wil) 12.89,  
Mary Tepper (Lin) 13.11, Jill Cochran (SO) 13.2,  
Kathy Staat (SO) 13.5
- 200m: Nicole Perry (LC) 25.4, Sharon Wegener (WO) 25.6,  
Kari Larsen (LC) 25.6, Kathy Staat (SO) 25.9,  
Sharon Jensen (WO) 26.2, Marta Shields (GF) 26.2,  
Stephanie Payne (Wil) 26.3, Mary Tepper (Lin) 27.06,  
Elaine Haworth (GF) 27.2, Alisa Thomas (Wil) 27.21
- 400m: Nicole Perry (LC) 57.27, Kari Larsen (LC) 59.2,  
Kathy Staat (SO) 59.9, Marta Shields (GF) 60.0,  
Javian Jones (Lin) 60.4, Kris Russell (SO) 60.9,  
Irene Jones (Wil) 61.4, Linda Brown (Wil) 62.3,  
Carole Jones (EOSC) 62.4
- 800m: Sharon Jensen (WO) 2:16.66, Sandy Loop (WO) 2:20.8,  
Julie Dimick (WO) 2:21.6, Melanie Springer (GF) 2:21.6,  
Katherine O'Leary (WO) 2:22.6, Jeannine Lama (LC) 2:23.1,  
Brenda Thwaite (WO) 2:23.3, Meg Finaly (LC) 2:23.5,  
Wendy Boren (Wil) 2:24.6
- 1500m: Katherine O'Leary (WO) 4:47.0, Julie Dimick (WO) 4:55.0,  
Angela Thatcher (Lin) 4:55.2, Kristin Peterson (Wil) 4:55.73,  
Meg Finaly (LC) 4:57.12, Melanie Leckenby (Lin) 4:57.3,  
Sandy Loop (WO) 4:58.2, Kelli Cammack (?) 4:59.39,  
Debra Dick (WO) 4:59.9, Alicia Tilzey (NNC) 5:07.2,  
Melanie Springer (GF) 5:12.0, Elaine Delsman (SO) 5:12.9
- 3000m: Melanie Leckenby (Lin) 10:47.6, Nadine Price (Lin) 10:48.27,  
Kristin Peterson (Wil) 10:50.2, Angela Thatcher (Lin) 10:51.6,  
Elaine Delsman (SO) 10:58.8, Debra Dick (WO) 11:04.2,  
Alicia Tilzey (NNC) 11:26.1, Diane Peterson (GF) 11:32.0,  
Michelle Lan (GF) 11:33.4,
- 5000m: Katherine O'Leary (WO) 18:01.1, Kristin Peterson (Wil) 18:19.0,  
Angela Thatcher (Lin) 18:31.3, Melanie Lackenby (Lin) 18:36.9,  
Julie Dimick (WO) 18:41.2, Nadine Price (Lin) 18:46.5.
- 10.000m: Teresa Beeman (Lin) 40:02.3, Kali Haverstock (GF) 43:48.0
- 100m HH: Shelly Woodside (Lin) 15.0, Jill Cochran (SO) 15.3,  
Sharon Jensen (WOSC) 15.4, Lenore Wallace (SO) 15.5,  
Val White (Lin) 15.7, Liz Ardinger (LC) 16.12,  
Lisa Lind (Lin) 16.5, Shannon Gates (SO) 16.8
- 400m IH: Sharon Jensen (WO) 66.2, Kris Russell (SO) 66.3,  
Lenore Kimble-Wallace (SO) 67.5, Val White (Lin) 70.39,  
Mindy Brown (SO) 70.7, Lara Wright (Wil) 71.09,  
Linda Henderson (WO) 73.5, Liz Ardinger (LC) 75.59,
- 4\*100m: Lewis & Clark 49.84, Linfield 50.46, SOSC 50.6,  
Willamette 50.98, WOSC 51.0, NNC 53.0, EOSC 54.0
- 4\*400m: Lewis & Clark 3:58.9, WOSC 4:05.22, Willamette 4:07.3,  
SOSC 4:11.9, Linfield 4:14.8, NNC 4:30.3

S.F.: Paige Daugherty (LC) 43-8 1/2, Johanna Williams (EOSC) 40-5,  
Diana McDonald (Wil) 40-4 1/4, Debbie Garrison-Setteli (SO) 40-1,  
Dixie McCadden (EOSC) 40-1, Robyn Mann (LC) 37-5,  
Karen Carpenter (NNC) 36-7, Denise Fox (GF) 36-0,  
Patti Stacey (EOSC) 35-2

Discus: Debbie Setteli (SO) 132-11 1/2, Johanna Williams (EOSC) 127-9,  
Kathy Malcolm (Lin) 127-7, Diana McDonald (Wil) 125-8,  
Paige Daugherty (LC) 116-10, Kris Ettner (SO) 105-3 3/4,  
Rhonda Hardaway (NNC) 102-0, Patti Stacey (EOSC) 101-1,  
Robyn Mann (LC) 100-8.

Javelin: Shannon Gates (SO) 149-0, Leslie Johnson (LC) 144-3,  
Kris Ettner (SO) 143-2, Denise Fox (GF) 142-7,  
Kim Halter (Lin) 141-6, Heidi Buckmaster (Wil) 137-9,  
Karen Carpenter (NNC) 129-0, Kami Gee (WO) 122-6,

H.J.: Sharon Jensen (WO) 5-5 Amy Bolger (LC) 5-4,  
Lisa Lind (Lin) 5-4, Dianne Plagge (WOSC) 5-3 3/4,  
Kelly Lovejoy (WO) 5-3 1/4, Sue Woolsey (GF) 5-2,  
Stacey Lee (Lin) 5-3/4, Shannon Gates (SO) 5-0

L.J.: Shereen Raney (LC) 17-4, Sharon Jensen (WO) 17-3,  
Shelly Woodside (Lin) 16-9 1/4, Alisa Thomas (Wil) 16-8,  
Lara Wright (Wil) 16-6 1/4, Carole Jones (EOSC) 16-2 1/2,  
Lisa Lind (Lin) 16-1/4, Val White (Lin) 15-11 1/2,  
Karen Wilcox (Wil) 15-8, Shannon Gates (SO) 15-2 3/4

T.J.: Lara Wright (Wil) 36-11 1/2, Shelly Woodside (Lin) 35-11 1/2,  
Stacey Lee (Lin) 33-10, Krysa Duncan (LC) 33-9,  
Shannon Gates (SO) 33-5, Amy Bolger (LC) 32-6,  
Kami Gee (WO) 31-10 1/2, Kathy Staat (SO) 28-5

Compiled by Michael Jones, Southern Oregon State College

# NATA DISTRICT II

## TRACK & FIELD CHAMPIONSHIPS MAY 8-9, 1987

### EVENT MARATHON ~~MEN~~ WOMEN

PL.	NAME	MARK	SCHOOL
1	ELAINE DELSMAN	3:07.17	SOSC
2	KALI HAVERSTOCK	3:51.07	GFC
3			
4			
5			
6			
7			
8			

### TEAM SCORES

EOSC	GFC	L&C	Lin	NNC	SOSC	WOSC	WU
0	8	0	0	0	10	0	0
0	8	0	0	0	10	0	0
9							
10							
11							
12							
13							

### EVENT HEPTATHLON ~~MEN~~ WOMEN

PL.	NAME	MARK	SCHOOL
1	SHARON JENSEN	4641	WOSC
2	SHANNON GATES	4039	SOSC
3	SHELLEY WOODSIDE	3608	LIN
4	CAROLE JONES	3565	EOSC
5	VAL WHITE	3480	LIN
6	LENDRE WALLACE	3387	SOSC
7			
8			

### TEAM SCORES

EOSC	GFC	L&C	Lin	NNC	SOSC	WOSC	WU
4	0	0	8	0	9	10	0
4	8	0	8	0	9	10	0
9							
10							
11							
12							
13							

### EVENT 800 m. Medley ~~MEN~~ WOMEN

PL.	NAME	MARK	SCHOOL
1		1:49.66	L&C
2		1:53.88	SOSC
3		1:54.59	WOSC
4		1:55.28	Lin
5		DQ	WU
6			
7			
8			

### TEAM SCORES

EOSC	GFC	L&C	Lin	NNC	SOSC	WOSC	WU
0	0	10	4	0	8	6	0
4	8	10	12	0	27	16	0
9							
10							
11							
12							
13							

### EVENT 10,000 ~~MEN~~ WOMEN

PL.	NAME	MARK	SCHOOL
1	Elaine Delsman	40:12.56	SOSC
2	Chelly Tilzey	40:59.49	NNC
3	Teresa Beeman	41:20.16	LIN
4	Kali Haverstock	42:59.66	GFC
5			
6			
7			
8			

### TEAM SCORES

EOSC	GFC	L&C	Lin	NNC	SOSC	WOSC	WU
0	4	0	6	8	10	0	0
4	12	10	18	8	37	16	0
9							
10							
11							
12							
13							

# NATA DISTRICT II

## TRACK & FIELD CHAMPIONSHIPS MAY 8-9, 1987

### EVENT 3000 m MEN/WOMEN

PL.	NAME	MARK	SCHOOL
1	Kathryn O'Leary	10:41.74	WOSC
2	Angela Thatcher	10:50.69	LIN
3	Nadine Price	11:04.06	LIN
4	Debra Dick	11:10.84	WOSC
5	Alice Tilzey	11:28.03	NNC
6	Michelle Lang	12:40.56	GFC
7			
8			

### TEAM SCORES

EOSC	GFC	L&C	Lin	NNC	SOSC	WOSC	WU
0	1	0	14	2	0	14	0
4	13	10	32	10	37	30	0
9 _____							
10 _____							
11 _____							
12 _____							
13 _____							

### EVENT Discus MEN/WOMEN

PL.	NAME	MARK	SCHOOL
1	Debbie Setell	129'2"	SOSC
2	Johanna Williams	126'0"	EOSC
3	Diana McDonald	119'10"	WU
4	Michelle Tomlinson	115'8"	WOSC
5	Dixie McCadden	109'8 1/2"	EOSC
6	Amanda Hardaway	100'0"	NNC
7	Patti Stacey	93'9"	EOSC
8	Carmen Garwick	93'4"	NNC

### TEAM SCORES

EOSC	GFC	L&C	Lin	NNC	SOSC	WOSC	WU
10	0	0	0	1	10	4	6
14	13	10	32	11	47	34	6
9 _____							
10 _____							
11 _____							
12 _____							
13 _____							

### EVENT Long Jump MEN/WOMEN

PL.	NAME	MARK	SCHOOL
1	Sharon Jensen	17'7 1/4"	WOSC
2	Shereen Reaney	17'2 3/4"	L&C
3	Brelly Woodside	17'0"	Lin
4	Lisa Lind	16'5"	Lin
5	Lara Wright	16'3 1/2"	WU
6	Allisa Thomas	16'2 3/4"	WU
7	Val White	15'4 1/4"	Lin
8	Carole Jones	15'3"	EOSC

### TEAM SCORES

EOSC	GFC	L&C	Lin	NNC	SOSC	WOSC	WU
0	0	8	10	6	0	10	3
14	13	18	42	11	47	44	9
9 Karen Wilcox 14'9 3/4" WU							
10 _____							
11 _____							
12 _____							
13 _____							

### EVENT Javelin MEN/WOMEN

PL.	NAME	MARK	SCHOOL
1	Shannon Gyles	153'-5"	SOSC
2	Leslie Johnson	145'-0"	L&C
3	Kim Halter	140'-8"	LIN
4	Jenise Fox	140'-3 1/2"	GFC
5	Heidi Kirkmister	137'-2"	WU
6	Kris Finner	133'-4"	SOSC
7	Karen Carpenter	129'-3"	NNC
8	Kami Gee	127'-1"	WOSC

### TEAM SCORES

EOSC	GFC	L&C	Lin	NNC	SOSC	WOSC	WU
0	4	8	6	0	11	6	2
14	17	20	48	11	58	44	11
9 Kellie Robinson 141-11 WOSC							
10 Katie Lambach 141-9 1/2 LIN							
11 _____							
12 _____							
13 _____							

*v. high*  
*WOSC*

141-11

GEORGE FOX COLLEGE  
1987

1-21-87

Bruin Track & Field Standards\*

MEN			EVENT	WOMEN		
6FC	District	National		6FC	District	National
11.5	11.3	10.5	100	14.0	13.2	12.0
23.5	22.9	21.4	200	29.0	27.2	24.7
51.5	50.6	47.5	400	55.0	1:04.2	55.0
2:00	1:58.3	1:51.3	800	2:35	2:23.1	2:14.8
4:10	4:03	3:50.2	1500	5:30	5:00	4:39.6
10:30	9:52.9	9:16.7	Steeple	--	--	--
--	--	--	3000	12:10	11:00	10:15.0
16:35	15:23.8	14:36.2	5000	none	19:12.3	17:52.5
34:30	33:00.3	30:40.0	10,000	none	43:57.8	37:55.0
16.5	16.0	14.4	100/110 H	19.0	17.3	14.5
50.0	57.3	52.4	1H/400 H	1:18	1:13.3	1:03.7
5-8	6-1	6-10 3/4	HJ	4-6	4-11	5-6
		(open at 6-10)			(open at 5-8)	
20-0	21-5	23-23-10	LJ	14.0	15-10	18-6
39-5	42-8	48-7 1/4	TJ	none	30-10	35-5
10-5	13-0	15-6 1/2	PV	--	--	--
		(open at 15-0)				
39-0	45-8	54-3 1/4	Shot	30	35-0	43-3
110	140-1	150-0	Discus	90	117-9	138-0
150	172-5	205-0	Javelin	90	118-9	138-9
100	145-5	172-0	Hammer	--	--	--
		(175)				
none	none	51:30.0	10K Walk	--	--	--
none	none	57:57	Decath/Hep	none	none	45:00
		(top 15)				(top 15)
none	none	2:31	Marathon	none	none	3:30.0
none	Top 8	41.5	4 x 100	none	Top 8	48.5
none	Top 8	3:15.3	4 x 400	none	Top 8	3:54.5
--	--	--	800 Medley	none	Top 8	1:47.9
Prior to comp.	Once	+ Twice & District Champion	Standard to be met	Prior to comp.	Once	+ Twice & District Champion

\* All Marks Hand Timed  
- High on National list

OREGON SMALL COLLEGE RELAYS

Date: Saturday, March 14, 1987

Site: Willamette University

Women's Shot Put (no teams)

1. McDonald, WU, 37-8 $\frac{1}{4}$  2. Tomlinson, WOSC, 33-10 $\frac{1}{4}$  3. Buhler, UP, 31-6 4. Doyle, UP, 31-3 $\frac{1}{2}$ .

Women's High Hurdles

1. Jensen, WOSC, 16.0 2. Wardell, PSU, 17.5 3. Eastland, WOSC, 18.1 4. Ardinger, LCC, 18.3 5. Kerns, LCC, 19.9 6. Henderson, WOSC, 21.4. WOSC team, 55.5

Men's Long Jump

1. Willamette 60-10 $\frac{1}{2}$  Pooleon, 21-4 $\frac{1}{4}$ , Connors, 19-10  $\frac{3}{4}$ , Colleran, 19-7 $\frac{1}{2}$   
Others: Clark, WOSC, 20-4 $\frac{1}{2}$ , French, WOSC, 19-11, Doherty, PSU, 18-9 $\frac{1}{4}$ , Ouellette, LCC, 21-2.

Men's High Hurdles

Willamette 46.8 Lapray, 15.4, Thomas, 15.7, Devyldere, 15.7  
George Fox 47.3 Onua, 15.2, Cummins, 15.4, Eakin, 16.7  
Others: Uhrich, UP, 16.7, Stickles, WOSC, 15.7, Cornes, WOSC, 15.8, Young, PSU, 16.4, Hodl, LC, 17.3, Grossnicklaus, LC, 17.9, Kelley, LCC, 16.5

Hammer

1. Western Oregon 442-7 Sorensen, 161-9, Moore, 141-10, Lydum, 139-0  
2. Linfield 418-5 Kobow, 155-3, Dean, 146-5, Truax, 116-9  
3. Willamette 384-10 Collins, 140-4, Sommer, 135-1, Williams, 109-5  
Other: Watts, GFC, 148-10

Women's Discus

McDonald, WU, 124-8, Tomlinson, WOSC, 95-5 $\frac{1}{2}$

Men's Shot Put

1. Western Oregon ~~134-5 $\frac{1}{2}$~~ <sup>134-5 $\frac{1}{2}$</sup>  Sorenson, ~~47-4 $\frac{1}{2}$~~ <sup>47-4 $\frac{1}{2}$</sup> , Danko, 44-3 $\frac{1}{2}$ , Gorman, 42-9 $\frac{1}{2}$   
2. Willamette 129-9 $\frac{1}{2}$  Collins, 47-10 $\frac{1}{2}$ , Cooley, 41-5  $\frac{3}{4}$ , Pykkonen, 38-2 $\frac{1}{2}$   
3. Linfield 117-5 $\frac{1}{4}$  Weaks, 38-9  $\frac{3}{4}$ , Kobow, 39-8 $\frac{1}{2}$ , Truax, 37-11  
Others: Majeskey, LCC, 35- $\frac{1}{2}$ , Snider, LCC, 34-3  $\frac{3}{4}$ , Boyer, PSU, 41-1 $\frac{1}{4}$ , Lydum, PSU, 43-6 $\frac{1}{2}$ , Watts, GFC, 43- $\frac{1}{2}$ .

Men's 4x1600 Relay

1. U of Portland 18:14.4 Ruona, Cross, Bursell, Muller  
2. Western Oregon 18:25.2 Reick, Jordan, Guza, Sele  
3. Linfield 18:57.6 Voyles, Weisel, Frost, Tow  
4. Lewis & Clark 19:42.0 Crandall, Abbruzzese, Blakemore, Gonzalez

Women's 4x1600 Relay

1. Western Oregon 21:26.6 J. O'Leary, K. O'Leary, Dimick, Loop  
2. U of Portland 21:36.7 Thorne, Mullin, Howard, Hillenkamp

Men's 4x100 Relay

1. Willamette 43.2 Willie, Reese, Scarce, Connors  
2. Lewis & Clark 43.7 Ouellette, Beery, Kelley, Caine  
3. Linfield 44.2 Melendy, Anderson, Fey, Brown  
4. George Fox 44.3 Mueller, Cummins, Eakin, Onua  
5. Portland St. 44.8 Cropp, Howell, Doherty, Young  
6. Western Oregon 45.4 Hargett, Cornes, Biamont, Ussery

Women's 4x800 Relay

1. Western Oregon 9:58.6 Loop, Thwaite, J. O'Leary, K. O'Leary  
 2. U of Portland 10:06.1 Howard, Rigutto, Thorne, Mullin

Men's High Jump

1. U of Portland 19-1 Howe, 6-7, McDowell, 6-4, Navonti, 6-2  
 2. Linfield 17-3 Melandy, 6-0, Hansen, 5-9, Tinnell, 5-6  
 Others: French, WOSC, 6-0, Cornes, WOSC, 5-9, Doherty, PSU, 6-0, Kliewer, WU, 6-0, Connors, WU, 5-9.

Women's High Jump

U of Portland 14-8 Doyle, 5-4, Buhler, 4-10, Whittig, 4-6  
 Others: Plaugge, WOSC, 4-10, Bolger, LCC, 5-2, Duncan, LCC, 4-3, Woolsey, GFC, 4-8.

Men's 4x800 Relay

1. Western Oregon 7:51.8 Wood, Esse, McNealy, Tilgner  
 2. U of Portland 7:54.0 Thompson, Holmes, Muller, Miller  
 3. Lewis & Clark 8:20.4 Crandall, Ares, Hartmann, Ritenhouse  
 4. Linfield 8:32.0 Voyles, Stanton, Tow, Frost

Men's 4x200 Relay

1. Willamette 1:34.1 Thomas, Colleran, Lapray, Mespelt  
 2. Linfield 1:39.9 Brown, Fey, Ewing, Hodl

Women's 5000

1. Mortenson, LC, 19:51.1 2. Lang, GFC, 20:34.2 3. Bristow, LC, 20:54.2.

Men's 5000

1. Cross, UP, 15:05.3 2. Nault, UP, 15:52.8 3. Kamadoli, WU, 15:59.9 4. Kelly, WU, 16:00.2  
 5. Patershall, PSU, 16:22.8 6. Carleson, LC, 17:02.4 7. Graham, GFC, 17:25.1.

Women's Mile Relay

1. Lewis & Clark 4:02.4 Lama, Finaly, Larsen, Perry  
 2. Western Oregon 4:03.7 Jensen, Thwaite, Wegener, Wright  
 3. Willamette 4:14.6 Brown, Boren, Cammack, Blum  
 4. George Fox 4:20.0 Woolsey, Haworth, Shields, Springer  
 5. Portland State 4:21.6 Wardell, Myra, Austin, Siler

Men's Mile Relay

1. Willamette 3:24.9 Mespelt, Connors, Pooleon, Searce  
 2. George Fox 3:29.1 Mueller, Eakin, Cummins, Swigart  
 3. Western Oregon 3:29.1 Biamont, Sele, Esse, McNeely  
 4. Linfield 3:30.0 Melandy, Anderson, Fey, Grossnicklaus  
 5. Lewis & Clark 3:36.1 Caine, Rittenhouse, Gonzales, Ares  
 6. U of Portland 3:36.7 Fasulo, Cooney, Urich, Beatty



UNIVERSITY OF WASHINGTON  
Sports Information Department (206) 543-2230  
Chuck Niemi, Asst. AD/SID  
Jeanne Grainger/Chip Lydum/Don Meucci, Asst. SIDs  
(Track--Dan Lepse)

March 21, 1987

HUSKY TRACK & FIELD CLASSIC @Husky Stadium, Saturday, March 21, 1987

WOMEN'S LONG JUMP-- 1. Kendra Keller, UW, 18-10 (5.74); 2. Angie Tasker, UW, 17-11 (5.46); 3. Jennifer Nacrelli, UW, 16-5 ½ (5.02); 4. Shelly Borovich, WWU, 16-4½ (4.99); 5. Maria Young, unatt., 15-9½ (4.81); 6. Liesl Bohn, ECC, 13-1 (3.99).

MEN'S HAMMER THROW-- 1. Neil Kneip, unatt., 206-7 (62.97); 2. Eric Johnson, UW, 177-11 (54.23); 3. Sam Maxwell, UW, 167-11 (51.90); 4. Jon Torrence, WWU, 161-3 (49.17); 5. Ray Phinney, UPS, 150-1 (45.77); 6. Dave Elkins, GF, 141-3 (43.06).

MEN'S 10,000 METER RUN-- 1. Jim Reinke, UW, 29:57.2; 2. Mike Smith, unatt., 30:58.2; 3. Steve Tollaun, WWU, 31:18.6; 4. Doug Welch, UW, 31:42; 5. Dave Colburn, PSU, 31:56.5; 6. Brad James, UW, 32:03.0; 7. Dave Beller, GRCC, 33:10.6; 8. Paul Gootziuger, PSU, 33:43.8; 9. Jereney Rene, UW, 33:57.6; 10. Steve Duncan, GRCC, 36:16.5.

WOMEN'S 10,000 METER RUN-- 1. Debbie Myra, PSU, 33:51.4 (NCAA Qualifying Standard); 2. LeAnn McNeary, PSU, 43:11.1; 3. Kali Haverstick, GFC, 43:47.7.

MEN'S 4 X 100 RELAY-- 1. Washington (Boher, Shugarts, Richmond, Gary), 42.5 2. Green River CC (Ward, Rutherford, Helles, Coleman), 42.7; 3. Highline CC (Kunst, Newby, Cleland, Hog), 43.9; 4. Tacoma CC (Bailey, Dureitz, Williams, Turner), 45.5; Disqualified--Simon Fraser (Lock, Levy, Spence, Dwyer), 43.7

WOMEN'S 4 X 100 RELAY-- 1. Washington (Keller, Tasker, Naculli, O'Connell), 49.9.

WOMEN'S HIGH JUMP-- 1. Vicki Borsheim, UW, 5-11¼ (1.81)(Pac-10 qualifying standard); 2. Liz Harris, unatt., 5-6½ (1.69); 3. Lori Fair, BCC, 5-0½ (1.54).

MEN'S 3000 METER STEEPLECHASE-- 1. Kevin Flanagan, UW, 9:18.8; 2. Gregg Bronn, UW, 9:28.2; 3. Hugh Weber, WWU, 9:49.6; 4. Matt Ruhl, WWU, 9:56.3; 5. Dave Dunham, unatt., 9:59.7.

WOMEN'S 1500 METER RUN-- 1. Sandra Gregg, CNW, 4:31.6; 2. Sarah Bolender, UW, 4:32.6; 3. Janika Peterson, UW, 4:40.1; 4. Lia Shierk, UW, 4:49.2; 5. Carlene Urrutia, UW, 4:51.0; 6. Jennifer Hallot, WWU, 5:00.9; 7. Heidi Wendel, UPS, 5:03.9; 8. Melanie Springer, GFC, 5:12.9.

WOMEN'S JAVELIN-- 1. Helena Uusatilo, Un, 177-11 (54.22)  
2. Karen Murray, VOC, 164-6 (50.15); 3. Diana Carr, unatt., 162-5 (49.52); 4. Shelly Sanford, UW, 160-6 (48.92); 5. Kristy Evans, VTF, 160-1 (48.81); 6. Ginger Ferguson, UW, 146-4 (44.61).

MEN'S 1500 METER RUN (Heat I)-- 1. Matt Donnelly, UW, 3:50.4; 2. Mike Michael, unatt., 3:53.5; 3. Saul Kinderas, unatt., 3:54.6; 4. Eric Engelstone, UW, 3:55.0; 5. T.T. Roe, UW, 3:56.8; 6. Jeff Moulton, WWU, 3:58.2; 7. Dan Lehr, UW, 3:58.4; 8. Dave Molesh, WWU, 4:06.9; 9. Jeff Sloan, HCC, 4:30.6.

MEN'S 1500 METER RUN (Heat II)-- 1. Chris Riley, GRCC, 4:04.9; 2. Paul Keire, UW, 4:07.1; 3. Barry McMongale, WWU, 4:07.2; 4. Kevin McMurray, UW, 4:08.5; 5. Randy Swigart, GFC, 4:09.2; 6. Ben Colling, unatt., 4:09.3; 7. Gary Strand, unatt., 4:09.9; 8. John Greengo, SCC, 4:11.7; 9. Luis Gomez, UW, 4:13.3; 10. Nick Dippolito, BCC, 4:18.9; 11. John Russell, HCC, 4:20.5; 12. Tim Graham, GFC, 4:24.8; 13. Tim Vandervlugt, HCC, 4:36.6.

MEN'S 110 METER HURDLES--(Heat I)-- 1. Adolphus Onua, GFC, 14.5; 2. Brent Rutherford, unatt., 14.6; 3. Bill Richmond, UW, 14.7; 4. John Belford, unatt., 14.9; 5. Mark Hale, UW, 16.7; 6. Elliott Forsyth, UW, 18.2.

MEN'S 110 METER HURDLES (Heat II)-- 1. Scott Cummins, GFC, 15.6; 2. Todd Henson, WWU, 15.7; 3. Anderson Ware, BCC, 15.8; 4. Brent Wheeler, unatt., 15.8; 5. Casey Campbell, HCC, 16.0; 6. Tony Craven, UW, 16.0.

MEN'S 110 METER HURDLES (Heat III)-- 1. Artie Dureitz, TCC, 16.2; 2. Dan Hemmen, WWU, 16.5; 3. Greg Phoeriz, SFU, 16.7; 4. John Arlt, CWU, 16.8; 5. John Harris, WWU, 17.6.

MEN'S LONG JUMP-- 1. Mike Jones, GRCC, 22-9  $\frac{1}{4}$  (6.94); 2. Richard Caxton, unatt., 21-8  $\frac{3}{4}$  (6.62); 3. Jesse Wifte, unatt., 21-3  $\frac{1}{4}$  (6.48); 4. Kevin Moxpes, UPS, 20-7  $\frac{3}{4}$  (6.29); 5. Ben Bushieb, CWU, 20-7  $\frac{3}{4}$  (6.29); 6. Greg Phoenix, SJU, 20-2  $\frac{1}{4}$  (6.15)

POLE VAULT-- 1. Vaughn Stehr, unatt., 14-1 (4.30); 2. Rod Eakin, GFC, 13-5 (4.10); 3. Tony Anderman, ECC, 13-5 (4.10); 4. Rick Baggett, SSS, 13-1  $\frac{1}{2}$  (4.00); 5. Tom Dixon, 13-1  $\frac{1}{2}$  (4.00).

WOMEN'S 100 METER HURDLES-- 1. Kendra Keller, UW, 15.3; 2. Mary Kusler, UPS, 15.9; 3. Jennifer Nacrelli, UW, 17.3; 4. Megan Neary, WWU, 17.5; 5. Marcie Smith, BCC, 25.0.

WOMEN'S 400 METER DASH(Heat I)-- 1. Donna Dennis, unatt., 56.5; 2. Rachel Bush, unatt., 57.9; 3. Cheryl Siegman, unatt., 59.4; 4. Angela Downing, GRCC, 6.05; 5. Pam Langan, WWU, 61.9.

WOMEN'S 400 METER DASH(Heat II)-- 1. Marta Shields, GFC, 60.6; 2. Cathy O'Connell, UW, 61.1; 3. Marie Young, unatt., 61.3; 4. Kristi Bergesen, UW, 61.6; 5. Karen Olsen, WWU, 65.4.

MEN'S 400 METER DASH(Heat I)-- 1. Todd Schutte, SIU, 48.4; 2. Tracy Daugherty, UPS, 49.4; 3. Scott Haxelton, UW, 49.5; 4. Jay Jamerson, UW, 49.5; 5. Paul Thola, SFU, 50.7; 6. Homer Levy, SFU, 51.5.

MEN'S 400 METER DASH (Heat II)-- 1. Charles Tennant, SIU, 49.6; 2. Paul Hospenthal, UPS, 50.1; 3. Bud Marshall, GRCC, 50.4; 4. Teo Smith, UW, 50.4; 5. Sasha Nagy, SFU, 51.1; 6. Tim Conley, GFC, 51.4.

MEN'S 400 METER DASH (Heat III)-- 1. Brent Jones, unatt., 50.4; 2. Thayne Chaumell, UPS, 50.5; 3. Matt Hogg, HCC, 50.8; 4. Chris Peddie, UW, 51.1; 5. Tim Adams, WWU, 52.8; 6. Fred Hembry, unatt., 52.8.

WOMEN'S 100 METER DASH-- 1. Holly Watson, WWU, 12.3; 2. Angie Tasker, UW, 12.4; 3. Esrenee Cunningham, UW, 12.6; 4. Megan Angier, unatt., 14.5.

MEN'S 100 METER DASH-(Heat I)-- 1. Lee Gordon, unatt., 10.6; 2. Mike Dwyer, SFU, 10.8; 3. Art Ballard, BCC, 10.9; 4. Chris Lock, SFU, 11.0; 5. David Mueller, GFC, 11.8; 6. Whit Finks, unatt., 11.8.

MEN'S 100 METER DASH (Heat II)-- 1. Steve Bohree, UW, 11.2; 2. Bob Gary, UW, 11.3; 3. Leroy Johnson, Navy, 11.5; 4. Kevin Hayles, unatt., 11.6; 5. Bill Stenlund, CWU, 11.6.

MEN'S 100 METER DASH (Heat III)-- 1. Wayne Ward, GRCC, 10.9; 2. Greg Shugarts, UW, 11.2; 3. Randy Kalmbach, ECC, 11.4; 4. Thomas Ashley, ECC, 11.5.

MEN'S 100 METER DASH (Heat IV)-- 1. Rob Soo, WWU, 11.5; 2. Brian Mechling, unatt., 11.9; 3. Jerome Vines, WWU, 12.0; 4. Phil Jentoff, WWU, 12.2; 5. Matt Lumsden, ECC, 14.2.

WOMEN'S 800 METER RUN-- 1. Sara Bolender, UW, 2:11.4 (Pac-10 qualifying standard); 2. Mary Dong, unatt., 2:11.5; 3. Laura Farias, UW, 2:12.7; 4. Sandra Gregg, CNW, 2:15.5; 5. Kathy Miller, WWU, 2:18.0; 6. Val Stocker, UW, 2:19.1; 7. Janika Peterson, UW, 2:21.4; 8. Kirby McClelland, UW, 2:24.3; 9. Jennifer Hallett, WWU, 2:27.3; 10. Mary Hurson, UW, 2:29.7.

MEN'S 800 METER RUN (Heat I)-- 1. Todd Bearny, HCC, 1:54.5; 2. Cleave Odegard, UW, 1:57.8; 3. Randy Swigart, GFC, 1:59.7; 4. Brian Jacobsen, GRCC, 1:59.9; 5. Allen Carbert, HCC, 2:08.3.

MEN'S 800 METER RUN (Heat II)-- 1. Wes Quibley, HCC, 1:56.5; 2. Steve Jackson, unatt., 1:57.6; 3. Andy Gilchrist, UW, 1:57.6; 4. Brian Grierke, UW, 1:59.2; 5. Todd Peckham, WWU, 2:00.3; 6. Paul Keire, UW, 2:02.8.

MEN'S 800 METER RUN (Heat III)-- 1. Barry Hutchinson, WWU, 2:00.5; 2. Kevin Doran, UW, 2:01.5; 3. Everett, Owen, HCC, 2:05.8; 4. Daryl Cox, BCC, 2:20.1.

MEN'S JAVELIN-- 1. Mark Babich, unatt., 231-8 (70.62); 2. Ron Uhl, unatt., 211-11 (64.60); 3. Darryl Roberson, UW, 208-9 (63.62); 4. Doug Cooper, unatt., 206-3 (62.86); 5. Mike Olina, CWU, 205-1 (62.50); 6. Mike Watts, GFC, 184-5 (56.22).

WOMEN'S 400 METER HURDLES-- 1. Cheryl Wardell, PSU, 65.6; 2. Jennifer Nacrelli, UW, 65.8; 3. Mary Kusler, UPS, 66.6; 4. Marci Smith, BCC, 68.3; 5. Annette Sommers, unatt., 69.3; 6. Lori Fair, BCC, 71.4.

MEN'S 400 METER HURDLES (Heat I)-- 1. Chuck Desmith, BCC, 54.9; 2. Mark Hale, UW, 54.9; 3. Bill Richmond, UW, 55.4; 4. Brent Wheeler, unatt., 55.6; 5. Brian Brendel, UPS, 57.2; 6. Casey Campbell, HCC, 57.8.

MEN'S 400 METER HURDLES (Heat II)-- 1. Daren Monroe, BCC, 55.7; 2. Tony Craven, UW, 55.9; 3. John Arlt, CWU, 56.2; 4. Dan Hemmen, WWU, 58.1; 5. Alan Skay, WWU, 58.4; 6. Mike Cleland, HCC, 59.7; 7. Mike Jones, GRCC, 61.8.

MEN'S 400 METER HURDLES (Heat III)-- 1. John Belford, unatt., 57.2; 2. Jeff Baker, unatt., 58.7; 3. Rich Fillman, UW, 59.6.

WOMEN'S TRIPLE JUMP-- 1. September George, UW, 36-11½ (11.26); 2. Shelly Borovich, WWU, 36-6 ¾ (11.14).

MEN'S TRIPLE JUMP-- 1. Joseph Taiwo, unatt. 54-2½ (16.52); 2. James Hicks, BCC, 46-4 (14.12); 3. Kevin Mapes, UPS, 43-0¼ (13.11); 4. Pat Leeper, GFC, 42-1¼ (12.83); 5. Jerome Vines, WWU, 41-2½ (12.56).

WOMEN'S 3000 METER RUN-- 1. Susan Gregg, CNW, 9:50.5; 2. Genevive Pfueller, WWU, 9:56.2; 3. Jennifer Draughon, GRCC, 10:18.1; 4. Jennifer Eastman, WWU, 10:33.8; 5. Jennifer Gillette, UW, 10:34.4; 6. JoAnne Maris, BCC, 10:39.9; 7. Michelle Vaughan, BCC; 8. Michelle Lang, GFC; 9. Melanie Springer, GFC; 10. Dianne Peterson, GFC.

WOMEN'S 200 METER DASH-- 1. Donna Dennis, unatt., 24.7; 2. Holly Watson, WWU, 25.1; 3. Angie Tasker, UW, 25.5; 4. Marta Shields, GFC, 26.6; 5. Angela Downing, GRCC, 27.0; 6. Esrenee Cunningham, UW, 27.0.

MEN'S HIGH JUMP-- 1. Brett Curtis, unatt., 6-7½ (2.02); 2. Phil Benson, unatt., 6-7½ (2.02); 3. Rod Wilcox, UW, 6-5½ (1.97); 4. Tom Dixon, CWU, 6-3½ (1.92); 5. Brian Bailey, 6-3½ (1.92); 6. Jeff Warily, unatt., 6-1½ (1.87); 7. Mike Jones, GRCC, 6-1½ (1.87); 8. Elliot Forsyth, UW, 6-1½ (1.87).

MEN'S 200 METER DASH (Heat I)-- 1. Mike Swyer, SFU, 21.5; 2. Lee Gordon, unatt., 21.8; 3. Chris Lock, SFU, 23.1; 4. Dave Mueller, GFC, 23.6; 5. Fred Kotto, unatt., 24.2.

MEN'S 200 METER DASH (Heat II)-- 1. Steve Bohrer, UW, 22.7; 2. Leroy Johnson, Navy, 23.0; 3. Henry Brown, UW, 23.1; 4. Anderson Ware, BCC, 23.2; 5. Kevin Hayles, unatt., 23.5; 6. Mike Kuntz, HCC, 25.1.

MEN'S 200 METER DASH (Heat III)-- 1. Jay Jamerson, UW, 22.7; 2. Greg Shugarts, UW, 22.8; 3. Thayne Chaumell, UPS, 23.0; 4. Mark Neuby, HCC, 23.8; 5. Bob Soo, WWU, 23.8; 6. Ashley Thomas, ECC, 23.8.

MEN'S 200 METER DASH (Heat IV)-- 1. Wayne Ward, GRCC, 22.5; 2. Scott Hazelton, UW, 23.1; 3. Randy Kalmbach, unatt., 23.7; 4. Brian Mechling, ECC, 24.2.

MEN'S 200 METER DASH (Heat V)-- 1. Darren Coleman, unatt. 22.3; 2. Teo Smith, UW, 22.8; 3. Brent Jones, unatt., 23.1; 4. Bill Stevlund, CWU, 23.1; 5. Chris Peddie, UW, 23.8; 6. John Harris, WWU, 24.2.

MEN'S DISCUS-- 1. Dan Tabish, UW, 179-5 (54.68) (Pac-10 qualifying standard); 2. Rob McManus, SFU, 164-8 (50.20); 3. Todd Wilson, unatt., 164-2 (50.04); 4. Eric Johnson, unatt., 162-9 (49.62); 5. Neil Kneip, unatt., 162-0 (49.38); 6. Jon Torrance, CWU, 153-1 (46.66);

WOMEN'S SHOT PUT-- 1. Jennifer Ponath, CNW, 52-0½ (15.86); 2. Meg Jones, 50-4 ¾ (15.36) (Pac-10 qualifying standard); 3. Shirley Ross, UW, 47-7 ¼ (14.51) (Pac-10 qualifying standard); 4. Moira Fitch, VTC, 42-9 ¾ (13.05); 5. Amy O'Hercis, UPS, 40-7 (12-37); 6. Wilke Heskett, unatt., 38-11 ¾ (11.88).

MEN'S SHOT PUT-- 1. Chris Benson, unatt., 58-6½ (17.84); 2. Neil Kneip, unatt., 58-2 (17.73); 3. Russ Vincent, unatt., 53-2½ (16.21); 4. John Pietz, HCC, 47-0 ¾ (14.34); 5. Mike Watts, GFC, 45-10½ (13.98); 6. Greg Phoenix, SFU, 42-2¼ (12.86).

HUSKY TRACK & FIELD CLASSIC RESULTS (Cont.)

4-4-4-4-4

MEN'S 5000 METER RUN-- 1. Dan Bell, UW, 14:28.0 (Pac-10 Qualifying Standard); 2. Rob Nelson, SFU, 14:42.3; 3. Doug Dray, Lethbridge, 14:53.0; 4. Kevin Adams, REH, 14:54.9; 5. Aaron Ellison, UW, 14:56.8; 6. Ron Johnson, REH, 15:13.3.

WOMEN'S MILE RELAY-- 1. Unattached (Young, Dong, Gregg, Bush), 4:03.2; 2. Washington "A" (Tasker, Herson, McCallen, Stocker), 4:15.0; 3. Bellevue CC (Siegmann, Maris, Fair, Smith), 4:24.8.

MEN'S MILE RELAY (Heat I)-- 1. Washington "A" (Jamerson, Smith, Hazelton, Odegard), 3:21.5; 2. Bellevue unattached (Smith, Claxton, Sovboda, Fabin), 3:24.0; 3. Simon Fraser "A" (Witte, Thola, Nagy, Chapman), 3:24.1; 4. Puget Sound (Chaumell, Brendall, Hospenthal, Daugherty), 3:24.6; 5. Highline "A" (Hogg Bearney, Newby, Quigley), 3:29.4; 6. George Fox (Cummings, Mueller, Eakin, Swiagit), 3:32.4; 7. Western Washington (Skay, Goodrich, Vines, Harris), 3:33.3.

MEN'S MILE RELAY (Heat II)-- 1. Washington "B" (Roe, Caven, Forsyth, Richman), 3:33.0; 2. Highline "B" (Krieder, Russell, Cleland, Campbell), 3:39.5; 3. Tacoma CC (Smith, Williams, Collins, Bailey), 3:42.3.

WOMEN'S DISCUS-- 1. Jennifer Ponath, CNW, 169-10 (51.78); 2. Meg Jones, UW, 154-1 (46.98); 3. Amy O'Herin, UPS, 133-11 (40.82); 4. Wendy Croly, VCC, 116-7 (35.54); 5. Wilke Heskett, unatt., 101-8 (31.00); 6. Sue Sanborn, WWU, 101-4 (30.88).

####

UNIVERSITY OF WASHINGTON  
Sports Information Department (206) 543-2230  
Chuck Niemi, Asst. AD/SID  
Jeanne Grainger/Chip Lydum/Don Meucci, Asst. SIDs  
(Track--Dan Lapse)

March 21, 1987

HUSKY TRACK & FIELD CLASSIC @Husky Stadium, Saturday, March 21, 1987

WOMEN'S LONG JUMP-- 1. Kendra Keller, UW, 18-10 (5.74); 2. Angie Tasker, UW, 17-11 (5.46); 3. Jennifer Nacrelli, UW, 16-5 ½ (5.02); 4. Shelly Borovich, WWU, 16-4 ½ (4.99); 5. Maria Young, unatt., 15-9 ¼ (4.81); 6. Liesl Bohn, ECC, 13-1 (3.99).

MEN'S HAMMER THROW-- 1. Neil Kneip, unatt., 206-7 (62.97); 2. Eric Johnson, UW, 177-11 (54.23); 3. Sam Maxwell, UW, 167-11 (51.90); 4. Jon Torrence, WWU, 161-3 (49.17); 5. Ray Phinney, UPS, 150-1 (45.77); 6. Dave Elkins, GF, 141-3 (43.06).

MEN'S 10,000 METER RUN-- 1. Jim Reinke, UW, 29:57.2; 2. Mike Smith, unatt., 30:58.2; 3. Steve Tollaun, WWU, 31:18.6; 4. Doug Welch, UW, 31:42; 5. Dave Colburn, PSU, 31:56.5; 6. Brad James, UW, 32:03.0; 7. Dave Beller, GRCC, 33:10.6; 8. Paul Gootziuger, PSU, 33:43.8; 9. Jereney Rene, UW, 33:57.6; 10. Steve Duncan, GRCC, 36:16.5.

WOMEN'S 10,000 METER RUN-- 1. Debbie Myra, PSU, 33:51.4 (NCAA Qualifying Standard); 2. LeAnn McNeary, PSU, 43:11.1; 3. Kali Haverstick, GFC, 43:47.7. *Dist = 43:57.8*

MEN'S 4 X 100 RELAY-- 1. Washington (Boher, Shugarts, Richmond, Gary), 42.5 2. Green River CC (Ward, Rutherford, Helles, Coleman), 42.7; 3. Highline CC (Kunst, Newby, Cleland, Hog), 43.9; 4. Tacoma CC (Bailey, Dureitz, Williams, Turner), 45.5; Disqualified-Simon Fraser (Lock, Levy, Spence, Dwyer), 43.7

WOMEN'S 4 X 100 RELAY-- 1. Washington (Keller, Tasker, Naculli, O'Connell), 49.9.

WOMEN'S HIGH JUMP-- 1. Vicki Borsheim, UW, 5-11 ¼ (1.81) (Pac-10 qualifying standard); 2. Liz Harris, unatt., 5-6 ½ (1.69); 3. Lori Fair, BCC, 5-0 ½ (1.54).

MEN'S 3000 METER STEEPLECHASE-- 1. Kevin Flanagan, UW, 9:18.8; 2. Gregg Bronn, UW, 9:28.2; 3. Hugh Weber, WWU, 9:49.6; 4. Matt Ruhl, WWU, 9:56.3; 5. Dave Dunham, unatt., 9:59.7.

WOMEN'S 1500 METER RUN-- 1. Sandra Gregg, CNW, 4:31.6; 2. Sarah Bolender, UW, 4:32.6; 3. Janika Peterson, UW, 4:40.1; 4. Lia Shierk, UW, 4:49.2; 5. Carlene Urrutia, UW, 4:51.0; 6. Jennifer Hallot, WWU, 5:00.9; 7. Heidi Wendel, UPS, 5:03.9; 8. Melanie Springer, GFC, 5:12.9.

WOMEN'S JAVELIN-- 1. Helena Uusatilo, UW, 177-11 (54.22) (NCAA Qualifying Standard); 2. Karen Murray, VOC, 164-6 (50.15); 3. Diana Carr, unatt., 162-5 (49.52); 4. Shelly Sanford, UW, 160-6 (48.92); 5. Kristy Evans, VTF, 160-1 (48.81); 6. Ginger Ferguson, UW, 146-4 (44.61).

MEN'S 1500 METER RUN (Heat I)-- 1. Matt Donnelly, UW, 3:50.4; 2. Mike Michael, unatt., 3:53.5; 3. Saul Kinderas, unatt., 3:54.6; 4. Eric Engelstone, UW, 3:55.0; 5. T.T. Roe, UW, 3:56.8; 6. Jeff Moulton, WWU, 3:58.2; 7. Dan Lehr, UW, 3:58.4; 8. Dave Molesh, WWU, 4:06.9; 9. Jeff Sloan, HCC, 4:30.6.

MEN'S 1500 METER RUN (Heat II)-- 1. Chris Riley, GRCC, 4:04.9; 2. Paul Keire, UW, 4:07.1; 3. Barry McMongale, WWU, 4:07.2; 4. Kevin McMurray, UW, 4:08.5; 5. Randy Swigart, GFC, 4:09.2; 6. Ben Colling, unatt., 4:09.3; 7. Gary Strand, unatt., 4:09.9; 8. John Greengo, SCC, 4:11.7; 9. Luis Gomez, UW, 4:13.3; 10. Nick Dippolito, BCC, 4:18.9; 11. John Russell, HCC, 4:20.5; 12. Tim Graham, GFC, 4:24.8; 13. Tim Vandervlugt, HCC, 4:36.6. *[NAT=14.4]*

MEN'S 110 METER HURDLES (Heat I)-- 1. Adolphus Onua, GFC, 14.5; 2. Brent Rutherford, unatt., 14.6; 3. Bill Richmond, UW, 14.7; 4. John Belford, unatt., 14.9; 5. Mark Hale, UW, 16.7; 6. Elliott Forsyth, UW, 18.2. *Dist = 16.0*

MEN'S 110 METER HURDLES (Heat II)-- 1. Scott Cummins, GFC, 15.6; 2. Todd Henson, WWU, 15.7; 3. Anderson Ware, BCC, 15.8; 4. Brent Wheeler, unatt., 15.8; 5. Casey Campbell, HCC, 16.0; 6. Tony Craven, UW, 16.0.

MEN'S 110 METER HURDLES (Heat III)-- 1. Artie Dureitz, TCC, 16.2; 2. Dan Hemmen, WWU, 16.5; 3. Greg Phoenix, SFU, 16.7; 4. John Arlt, CWU, 16.8; 5. John Harris, WWU, 17.6; 6. Lars Everlund, WWU, 17.6.



## HUSKY TRACK &amp; FIELD CLASSIC RESULTS (Cont.)

2-2-2-2

MEN'S LONG JUMP-- 1. Mike Jones, GRCC, 22-9  $\frac{1}{4}$  (6.94); 2. Richard Caxton, unatt., 21-8  $\frac{3}{4}$  (6.62); 3. Jesse Wifte, unatt., 21-3 $\frac{1}{4}$  (6.48); 4. Kevin Moxpes, UPS, 20-7  $\frac{3}{4}$  (6.29); 5. Ben Bushieb, CWU, 20-7  $\frac{3}{4}$  (6.29); 6. Greg Phoenix, SJU, 20-2 $\frac{1}{4}$  (6.15)

POLE VAULT-- 1. Vaughn Stehr, unatt., 14-1 (4.30); 2. Rod Eakin, GFC, 13-5 (4.10); 3. Tony Anderman, ECC, 13-5 (4.10); 4. Rick Baggett, SSS, 13-1 $\frac{1}{2}$  (4.00); 5. Tom Dixon, 13-1 $\frac{1}{2}$  (4.00).

WOMEN'S 100 METER HURDLES-- 1. Kendra Keller, UW, 15.3; 2. Mary Kusler, UPS, 15.9; 3. Jennifer Nacrelli, UW, 17.3; 4. Megan Neary, WWU, 17.5; 5. Marcie Smith, BCC, 25.0.

WOMEN'S 400 METER DASH(Heat I)-- 1. Donna Dennis, unatt., 56.5; 2. Rachel Bush, unatt., 57.9; 3. Cheryl Siegman, unatt., 59.4; 4. Angela Downing, GRCC, 6.05; 5. Pam Langan, WWU, 61.9.

WOMEN'S 400 METER DASH(Heat II)-- 1. Marta Shields, GFC, 60.6; 2. Cathy O'Connell, UW, 61.1; 3. Marie Young, unatt., 61.3; 4. Kristi Bergesen, UW, 61.6; 5. Karen Olsen, WWU, 65.4.

MEN'S 400 METER DASH(Heat I)-- 1. Todd Schutte, SIU, 48.4; 2. Tracy Daugherty, UPS, 49.4; 3. Scott Haxelton, UW, 49.5; 4. Jay Jamerson, UW, 49.5; 5. Paul Thola, SFU, 50.7; 6. Homer Levy, SFU, 51.5.

MEN'S 400 METER DASH (Heat II)-- 1. Charles Tennant, SIU, 49.6; 2. Paul Hospenthal, UPS, 50.1; 3. Bud Marshall, GRCC, 50.4; 4. Teo Smith, UW, 50.4; 5. Sasha Nagy, SFU, 51.1; 6. Tim Conley, GFC, 51.4.

MEN'S 400 METER DASH (Heat III)-- 1. Brent Jones, unatt., 50.4; 2. Thayne Chaumell, UPS, 50.5; 3. Matt Hogg, HCC, 50.8; 4. Chris Peddie, UW, 51.1; 5. Tim Adams, WWU, 52.8; 6. Fred Hembry, unatt., 52.8.

WOMEN'S 100 METER DASH-- 1. Holly Watson, WWU, 12.3; 2. Angie Tasker, UW, 12.4; 3. Esrenee Cunningham, UW, 12.6; 4. Megan Angier, unatt., 14.5.

MEN'S 100 METER DASH(Heat I)-- 1. Lee Gordon, unatt., 10.6; 2. Mike Dwyer, SFU, 10.8; 3. Art Ballard, BCC, 10.9; 4. Chris Lock, SFU, 11.0; 5. David Mueller, GFC, 11.8; 6. Whit Finks, unatt., 11.8.

MEN'S 100 METER DASH (Heat II)-- 1. Steve Bohree, UW, 11.2; 2. Bob Gary, UW, 11.3; 3. Leroy Johnson, Navy, 11.5; 4. Kevin Hayles, unatt., 11.6; 5. Bill Stenlund, CWU, 11.6.

MEN'S 100 METER DASH (Heat III)-- 1. Wayne Ward, GRCC, 10.9; 2. Greg Shugarts, UW, 11.2; 3. Randy Kalmbach, ECC, 11.4; 4. Thomas Ashley, ECC, 11.5.

MEN'S 100 METER DASH (Heat IV)-- 1. Rob Soo, WWU, 11.5; 2. Brian Mechling, unatt., 11.9; 3. Jerome Vines, WWU, 12.0; 4. Phil Jentoff, WWU, 12.2; 5. Matt Lumsden, ECC, 14.2.

WOMEN'S 800 METER RUN-- 1. Sara Bolender, UW, 2:11.4 (Pac-10 qualifying standard); 2. Mary Dong, unatt., 2:11.5; 3. Laura Farias, UW, 2:12.7; 4. Sandra Gregg, CNW, 2:15.5; 5. Kathy Miller, WWU, 2:18.0; 6. Val Stocker, UW, 2:19.1; 7. Janika Peterson, UW, 2:21.4; 8. Kirby McClelland, UW, 2:24.3; 9. Jennifer Hallett, WWU, 2:27.3; 10. Mary Hurson, UW, 2:29.7.

MEN'S 800 METER RUN (Heat I)-- 1. Todd Bearny, HCC, 1:54.5; 2. Cleave Odegard, UW, 1:57.8; 3. Randy Swigart, GFC, 1:59.7; 4. Brian Jacobsen, GRCC, 1:59.9; 5. Allen Carbert, HCC, 2:08.3.

MEN'S 800 METER RUN (Heat II)-- 1. Wes Quibley, HCC, 1:56.5; 2. Steve Jackson, unatt., 1:57.6; 3. Andy Gilchrist, UW, 1:57.6; 4. Brian Grierke, UW, 1:59.2; 5. Todd Peckham, WWU, 2:00.3; 6. Paul Keire, UW, 2:02.8.

MEN'S 800 METER RUN (Heat III)-- 1. Barry Hutchinson, WWU, 2:00.5; 2. Kevin Doran, UW, 2:01.5; 3. Everett, Owen, HCC, 2:05.8; 4. Daryl Cox, BCC, 2:20.1.

MEN'S JAVELIN-- 1. Mark Babich, unatt., 231-8 (70.62); 2. Ron Uhl, unatt., 211-11 (64.60); 3. Darryl Roberson, UW, 208-9 (63.62); 4. Doug Cooper, unatt., 206-3 (62.86); 5. Mike Olina, CWU, 205-1 (62.50); 6. Mike Watts, GFC, 184-5 (56.22).

## HUSKY TRACK &amp; FIELD CLASSIC RESULTS (Cont.)

3-3-3-3

WOMEN'S 400 METER HURDLES-- 1. Cheryl Wardell, PSU, 65.6; 2. Jennifer Nacrelli, UW, 65.8; 3. Mary Kusler, UPS, 66.6; 4. Marci Smith, BCC, 68.3; 5. Annette Sommers, unatt., 69.3; 6. Lori Fair, BCC, 71.4.

MEN'S 400 METER HURDLES (Heat I)-- 1. Chuck Desmith, BCC, 54.9; 2. Mark Hale, UW, 54.9; 3. Bill Richmond, UW, 55.4; 4. Brent Wheeler, unatt., 55.6; 5. Brian Brendel, UPS, 57.2; 6. Casey Campbell, HCC, 57.8.

MEN'S 400 METER HURDLES (Heat II)-- 1. Daren Monroe, BCC, 55.7; 2. Tony Craven, UW, 55.9; 3. John Arlt, CWU, 56.2; 4. Dan Hemmen, WWU, 58.1; 5. Alan Skay, WWU, 58.4; 6. Mike Cleland, HCC, 59.7; 7. Mike Jones, GRCC, 61.8.

MEN'S 400 METER HURDLES (Heat III)-- 1. John Belford, unatt., 57.2; 2. Jeff Baker, unatt., 58.7; 3. Rich Fillman, UW, 59.6.

WOMEN'S TRIPLE JUMP-- 1. September George, UW, 36-11½ (11.26); 2. Shelly Borovich, WWU, 36-6 ¾ (11.14).

MEN'S TRIPLE JUMP-- 1. Joseph Taiwo, unatt. 54-2½ (16.52); 2. James Hicks, BCC, 46-4 (14.12); 3. Kevin Mapes, UPS, 43-0¼ (13.11); 4. Pat Leeper, GFC, 42-1¼ (12.83); 5. Jerome Vines, WWU, 41-2½ (12.56).

WOMEN'S 3000 METER RUN-- 1. Susan Gregg, CNW, 9:50.5; 2. Genevive Pfueller, WWU, 9:56.2; 3. Jennifer Draughon, GRCC, 10:18.1; 4. Jennifer Eastman, WWU, 10:33.8; 5. Jennifer Gillette, UW, 10:34.4; 6. JoAnne Maris, BCC, 10:39.9; 7. Michelle Vaughan, BCC; 8. Michelle Lang, GFC; 9. Melanie Springer, GFC; 10. Dianne Peterson, GFC.

WOMEN'S 200 METER DASH-- 1. Donna Dennis, unatt., 24.7; 2. Holly Watson, WWU, 25.1; 3. Angie Tasker, UW, 25.5; 4. Marta Shields, GFC, 26.6; 5. Angela Downing, GRCC, 27.0; 6. Esrenee Cunningham, UW, 27.0. *27.2*

MEN'S HIGH JUMP-- 1. Brett Curtis, unatt., 6-7½ (2.02); 2. Phil Benson, unatt., 6-7½ (2.02); 3. Rod Wilcox, UW, 6-5½ (1.97); 4. Tom Dixon, CWU, 6-3½ (1.92); 5. Brian Bailey, 6-3½ (1.92); 6. Jeff Warily, unatt., 6-1½ (1.87); 7. Mike Jones, GRCC, 6-1½ (1.87); 8. Elliot Forsyth, UW, 6-1½ (1.87).

MEN'S 200 METER DASH (Heat I)-- 1. Mike Swyer, SFU, 21.5; 2. Lee Gordon, unatt., 21.8; 3. Chris Lock, SFU, 23.1; 4. Dave Mueller, GFC, 23.6; 5. Fred Kotto, unatt., 24.2.

MEN'S 200 METER DASH (Heat II)-- 1. Steve Bohrer, UW, 22.7; 2. Leroy Johnson, Navy, 23.0; 3. Henry Brown, UW, 23.1; 4. Anderson Ware, BCC, 23.2; 5. Kevin Hayles, unatt., 23.5; 6. Mike Kuntz, HCC, 25.1.

MEN'S 200 METER DASH (Heat III)-- 1. Jay Jamerson, UW, 22.7; 2. Greg Shugarts, UW, 22.8; 3. Thayne Chaumell, UPS, 23.0; 4. Mark Neuby, HCC, 23.8; 5. Bob Soo, WWU, 23.8; 6. Ashley Thomas, ECC, 23.8.

MEN'S 200 METER DASH (Heat IV)-- 1. Wayne Ward, GRCC, 22.5; 2. Scott Hazelton, UW, 23.1; 3. Randy Kalmbach, unatt., 23.7; 4. Brian Mechling, ECC, 24.2.

MEN'S 200 METER DASH (Heat V)-- 1. Darren Coleman, unatt. 22.3; 2. Teo Smith, UW, 22.8; 3. Brent Jones, unatt., 23.1; 4. Bill Stevlund, CWU, 23.1; 5. Chris Peddie, UW, 23.8; 6. John Harris, WWU, 24.2.

MEN'S DISCUS-- 1. Dan Tabish, UW, 179-5 (54.68) (Pac-10 qualifying standard); 2. Rob McManus, SFU, 164-8 (50.20); 3. Todd Wilson, unatt., 164-2 (50.04); 4. Eric Johnson, unatt., 162-9 (49.62); 5. Neil Kneip, unatt., 162-0 (49.38); 6. Jon Torrance, CWU, 153-1 (46.66);

WOMEN'S SHOT PUT-- 1. Jennifer Ponath, CNW, 52-0½ (15.86); 2. Meg Jones, 50-4 ¾ (15.36) (Pac-10 qualifying standard); 3. Shirley Ross, UW, 47-7 ¼ (14.51) (Pac-10 qualifying standard); 4. Moira Fitch, VTC, 42-9 ¾ (13.05); 5. Amy O'Hercis, UPS, 40-7 (12-37); 6. Wilke Heskett, unatt., 38-11 ¾ (11.88).

MEN'S SHOT PUT-- 1. Chris Benson, unatt., 58-6½ (17.84); 2. Neil Kneip, unatt., 58-2 (17.73); 3. Russ Vincent, unatt., 53-2¼ (16.21); 4. John Pietz, HCC, 47-0 ¾ (14.34); 5. Mike Watts, GFC, 45-10½ (13.98); 6. Greg Phoenix, SFU, 42-2¼ (12.86).



UNIVERSITY OF WASHINGTON  
Sports Information Department (206) 543-2230  
Chuck Niemi, Asst. AD/SID  
Jeanne Grainger/Chip Lydum/Don Meucci, Asst. SIDs  
(Track--Dan Lapse)

March 21, 1987

HUSKY TRACK & FIELD CLASSIC @Husky Stadium, Saturday, March 21, 1987

WOMEN'S LONG JUMP-- 1. Kendra Keller, UW, 18-10 (5.74); 2. Angie Tasker, UW, 17-11 (5.46); 3. Jennifer Nacrelli, UW, 16-5 ½ (5.02); 4. Shelly Borovich, WWU, 16-4 ½ (4.99); 5. Maria Young, unatt., 15-9 ¼ (4.81); 6. Liesl Bohn, ECC, 13-1 (3.99).

MEN'S HAMMER THROW-- 1. Neil Kneip, unatt., 206-7 (62.97); 2. Eric Johnson, UW, 177-11 (54.23); 3. Sam Maxwell, UW, 167-11 (51.90); 4. Jon Torrence, WWU, 161-3 (49.17); 5. Ray Phinney, UPS, 150-1 (45.77); 6. Dave Elkins, GF, 141-3 (43.06).

MEN'S 10,000 METER RUN-- 1. Jim Reinke, UW, 29:57.2; 2. Mike Smith, unatt., 30:58.2; 3. Steve Tollaun, WWU, 31:18.6; 4. Doug Welch, UW, 31:42; 5. Dave Colburn, PSU, 31:56.5; 6. Brad James, UW, 32:03.0; 7. Dave Beller, GRCC, 33:10.6; 8. Paul Gootziuger, PSU, 33:43.8; 9. Jereney Rene, UW, 33:57.6; 10. Steve Duncan, GRCC, 36:16.5.

WOMEN'S 10,000 METER RUN-- 1. Debbie Myra, PSU, 33:51.4 (NCAA Qualifying Standard); 2. LeAnn McNeary, PSU, 43:11.1; 3. Kali Haverstick, GFC, 43:47.7.

MEN'S 4 X 100 RELAY-- 1. Washington (Boher, Shugarts, Richmond, Gary), 42.5 2. Green River CC (Ward, Rutherford, Helles, Coleman), 42.7; 3. Highline CC (Kunst, Newby, Cleland, Hog), 43.9; 4. Tacoma CC (Bailey, Dureitz, Williams, Turner), 45.5; Disqualified-Simon Fraser (Lock, Levy, Spence, Dwyer), 43.7

WOMEN'S 4 X 100 RELAY-- 1. Washington (Keller, Tasker, Naculli, O'Connell), 49.9.

WOMEN'S HIGH JUMP-- 1. Vicki Borsheim, UW, 5-11 ¼ (1.81) (Pac-10 qualifying standard); 2. Liz Harris, unatt., 5-6 ½ (1.69); 3. Lori Fair, BCC, 5-0 ½ (1.54).

MEN'S 3000 METER STEEPLECHASE-- 1. Kevin Flanagan, UW, 9:18.8; 2. Gregg Bronn, UW, 9:28.2; 3. Hugh Weber, WWU, 9:49.6; 4. Matt Ruhl, WWU, 9:56.3; 5. Dave Dunham, unatt., 9:59.7.

WOMEN'S 1500 METER RUN-- 1. Sandra Gregg, CNW, 4:31.6; 2. Sarah Bolender, UW, 4:32.6; 3. Janika Peterson, UW, 4:40.1; 4. Lia Shierk, UW, 4:49.2; 5. Carlene Urrutia, UW, 4:51.0; 6. Jennifer Hallot, WWU, 5:00.9; 7. Heidi Wendel, UPS, 5:03.9; 8. Melanie Springer, GFC, 5:12.9.

WOMEN'S JAVELIN-- 1. Helena Uusatilo, UW, 177-11 (54.22) (NCAA Qualifying Standard); 2. Karen Murray, VOC, 164-6 (50.15); 3. Diana Carr, unatt., 162-5 (49.52); 4. Shelly Sanford, UW, 160-6 (48.92); 5. Kristy Evans, VTF, 160-1 (48.81); 6. Ginger Ferguson, UW, 146-4 (44.61).

MEN'S 1500 METER RUN (Heat I)-- 1. Matt Donnelly, UW, 3:50.4; 2. Mike Michael, unatt., 3:53.5; 3. Saul Kinderas, unatt., 3:54.6; 4. Eric Engelstone, UW, 3:55.0; 5. T.T. Roe, UW, 3:56.8; 6. Jeff Moulton, WWU, 3:58.2; 7. Dan Lehr, UW, 3:58.4; 8. Dave Molesh, WWU, 4:06.9; 9. Jeff Sloan, HCC, 4:30.6.

MEN'S 1500 METER RUN (Heat II)-- 1. Chris Riley, GRCC, 4:04.9; 2. Paul Keire, UW, 4:07.1; 3. Barry McMongale, WWU, 4:07.2; 4. Kevin McMurray, UW, 4:08.5; 5. Randy Swigart, GFC, 4:09.2; 6. Ben Colling, unatt., 4:09.3; 7. Gary Strand, unatt., 4:09.9; 8. John Greengo, SCC, 4:11.7; 9. Luis Gomez, UW, 4:13.3; 10. Nick Dippolito, BCC, 4:18.9; 11. John Russell, HCC, 4:20.5; 12. Tim Graham, GFC, 4:24.8; 13. Tim Vandervlugt, HCC, 4:36.6.

MEN'S 110 METER HURDLES--(Heat I)-- 1. Adolphus Onua, GFC, 14.5; 2. Brent Rutherford, unatt., 14.6; 3. Bill Richmond, UW, 14.7; 4. John Belford, unatt., 14.9; 5. Mark Hale, UW, 16.7; 6. Elliott Forsyth, UW, 18.2.

MEN'S 110 METER HURDLES (Heat II)-- 1. Scott Cummins, GFC, 15.6; 2. Todd Henson, WWU, 15.7; 3. Anderson Ware, BCC, 15.8; 4. Brent Wheeler, unatt., 15.8; 5. Casey Campbell, HCC, 16.0; 6. Tony Craven, UW, 16.0.

MEN'S 110 METER HURDLES (Heat III)-- 1. Artie Dureitz, TCC, 16.2; 2. Dan Hemmen, WWU, 16.5; 3. Greg Phoenix, SFU, 16.7; 4. John Arlt, CWU, 16.8; 5. John Harris, WWU, 17.6,

MEN'S LONG JUMP-- 1. Mike Jones, GRCC, 22-9  $\frac{1}{4}$  (6.94); 2. Richard Caxton, unatt., 21-8  $\frac{3}{4}$  (6.62); 3. Jesse Wifte, unatt., 21-3 $\frac{1}{4}$  (6.48); 4. Kevin Moxpes, UPS, 20-7  $\frac{3}{4}$  (6.29); 5. Ben Bushieb, CWU, 20-7  $\frac{3}{4}$  (6.29); 6. Greg Phoenix, SJU, 20-2 $\frac{1}{2}$  (6.15)

POLE VAULT-- 1. Vaughn Stehr, unatt., 14-1 (4.30); 2. Rod Eakin, GFC, 13-5 (4.10); 3. Tony Anderman, ECC, 13-5 (4.10); 4. Rick Baggett, SSS, 13-1 $\frac{1}{2}$  (4.00); 5. Tom Dixon, 13-1 $\frac{1}{2}$  (4.00).

WOMEN'S 100 METER HURDLES-- 1. Kendra Keller, UW, 15.3; 2. Mary Kusler, UPS, 15.9; 3. Jennifer Nacrelli, UW, 17.3; 4. Megan Neary, WWU, 17.5; 5. Marcie Smith, BCC, 25.0.

WOMEN'S 400 METER DASH(Heat I)-- 1. Donna Dennis, unatt., 56.5; 2. Rachel Bush, unatt., 57.9; 3. Cheryl Siegman, unatt., 59.4; 4. Angela Downing, GRCC, 6.05; 5. Pam Langan, WWU, 61.9.

WOMEN'S 400 METER DASH(Heat II)-- 1. Marta Shields, GFC, 60.6; 2. Cathy O'Connell, UW, 61.1; 3. Marie Young, unatt., 61.3; 4. Kristi Bergesen, UW, 61.6; 5. Karen Olsen, WWU, 65.4.

MEN'S 400 METER DASH(Heat I)-- 1. Todd Schutte, SIU, 48.4; 2. Tracy Daugherty, UPS, 49.4; 3. Scott Haxelton, UW, 49.5; 4. Jay Jamerson, UW, 49.5; 5. Paul Thola, SFU, 50.7; 6. Homer Levy, SFU, 51.5.

MEN'S 400 METER DASH (Heat II)-- 1. Charles Tennant, SIU, 49.6; 2. Paul Hospenthal, UPS, 50.1; 3. Bud Marshall, GRCC, 50.4; 4. Teo Smith, UW, 50.4; 5. Sasha Nagy, SFU, 51.1; 6. Tim Conley, GFC, 51.4.

MEN'S 400 METER DASH (Heat III)-- 1. Brent Jones, unatt., 50.4; 2. Thayne Chaumell, UPS, 50.5; 3. Matt Hogg, HCC, 50.8; 4. Chris Peddie, UW, 51.1; 5. Tim Adams, WWU, 52.8; 6. Fred Hembry, unatt., 52.8.

WOMEN'S 100 METER DASH-- 1. Holly Watson, WWU, 12.3; 2. Angie Tasker, UW, 12.4; 3. Esrenee Cunningham, UW, 12.6; 4. Megan Angier, unatt., 14.5.

MEN'S 100 METER DASH--(Heat I)-- 1. Lee Gordon, unatt., 10.6; 2. Mike Dwyer, SFU, 10.8; 3. Art Ballard, BCC, 10.9; 4. Chris Lock, SFU, 11.0; 5. David Mueller, GFC, 11.8; 6. Whit Finks, unatt., 11.8.

MEN'S 100 METER DASH (Heat II)-- 1. Steve Bohree, UW, 11.2; 2. Bob Gary, UW, 11.3; 3. Leroy Johnson, Navy, 11.5; 4. Kevin Hayles, unatt., 11.6; 5. Bill Stenlund, CWU, 11.6.

MEN'S 100 METER DASH (Heat III)-- 1. Wayne Ward, GRCC, 10.9; 2. Greg Shugarts, UW, 11.2; 3. Randy Kalmbach, ECC, 11.4; 4. Thomas Ashley, ECC, 11.5.

MEN'S 100 METER DASH (Heat IV)-- 1. Rob Soo, WWU, 11.5; 2. Brian Mechling, unatt., 11.9; 3. Jerome Vines, WWU, 12.0; 4. Phil Jentoff, WWU, 12.2; 5. Matt Lumsden, ECC, 14.2.

WOMEN'S 800 METER RUN-- 1. Sara Bolender, UW, 2:11.4 (Pac-10 qualifying standard); 2. Mary Dong, unatt., 2:11.5; 3. Laura Farias, UW, 2:12.7; 4. Sandra Gregg, CNW, 2:15.5; 5. Kathy Miller, WWU, 2:18.0; 6. Val Stocker, UW, 2:19.1; 7. Janika Peterson, UW, 2:21.4; 8. Kirby McClelland, UW, 2:24.3; 9. Jennifer Hallett, WWU, 2:27.3; 10. Mary Hurson, UW, 2:29.7.

MEN'S 800 METER RUN (Heat I)-- 1. Todd Bearny, HCC, 1:54.5; 2. Cleave Odegard, UW, 1:57.8; 3. Randy Swigart, GFC, 1:59.7; 4. Brian Jacobsen, GRCC, 1:59.9; 5. Allen Carbert, HCC, 2:08.3.

MEN'S 800 METER RUN (Heat II)-- 1. Wes Qibley, HCC, 1:56.5; 2. Steve Jackson, unatt., 1:57.6; 3. Andy Gilchrist, UW, 1:57.6; 4. Brian Grierke, UW, 1:59.2; 5. Todd Peckham, WWU, 2:00.3; 6. Paul Keire, UW, 2:02.8.

MEN'S 800 METER RUN (Heat III)-- 1. Barry Hutchinson, WWU, 2:00.5; 2. Kevin Doran, UW, 2:01.5; 3. Everett, Owen, HCC, 2:05.8; 4. Daryl Cox, BCC, 2:20.1.

MEN'S JAVELIN-- 1. Mark Babich, unatt., 231-8 (70.62); 2. Ron Uhl, unatt., 211-11 (64.60); 3. Darryl Roberson, UW, 208-9 (63.62); 4. Doug Cooper, unatt., 206-3 (62.86); 5. Mike Olina, CWU, 205-1 (62.50); 6. Mike Watts, GFC, 184-5 (56.22).

WOMEN'S 400 METER HURDLES-- 1. Cheryl Wardell, PSU, 65.6; 2. Jennifer Nacrelli, UW, 65.8; 3. Mary Kusler, UPS, 66.6; 4. Marci Smith, BCC, 68.3; 5. Annette Sommers, unatt., 69.3; 6. Lori Fair, BCC, 71.4.

MEN'S 400 METER HURDLES (Heat I)-- 1. Chuck Desmith, BCC, 54.9; 2. Mark Hale, UW, 54.9; 3. Bill Richmond, UW, 55.4; 4. Brent Wheeler, unatt., 55.6; 5. Brian Brendel, UPS, 57.2; 6. Casey Campbell, HCC, 57.8.

MEN'S 400 METER HURDLES (Heat II)-- 1. Daren Monroe, BCC, 55.7; 2. Tony Craven, UW, 55.9; 3. John Arlt, CWU, 56.2; 4. Dan Hemmen, WWU, 58.1; 5. Alan Skay, WWU, 58.4; 6. Mike Cleland, HCC, 59.7; 7. Mike Jones, GRCC, 61.8.

MEN'S 400 METER HURDLES (Heat III)-- 1. John Belford, unatt., 57.2; 2. Jeff Baker, unatt., 58.7; 3. Rich Fillman, UW, 59.6.

WOMEN'S TRIPLE JUMP-- 1. September George, UW, 36-11½ (11.26); 2. Shelly Borovich, WWU, 36-6 ¾ (11.14).

MEN'S TRIPLE JUMP-- 1. Joseph Taiwo, unatt. 54-2½ (16.52); 2. James Hicks, BCC, 46-4 (14.12); 3. Kevin Mapes, UPS, 43-0½ (13.11); 4. Pat Leeper, GFC, 42-1¼ (12.83); 5. Jerome Vines, WWU, 41-2½ (12.56).

WOMEN'S 3000 METER RUN-- 1. Susan Gregg, CNW, 9:50.5; 2. Genevive Pfueller, WWU, 9:56.2; 3. Jennifer Draughon, GRCC, 10:18.1; 4. Jennifer Eastman, WWU, 10:33.8; 5. Jennifer Gillette, UW, 10:34.4; 6. JoAnne Maris, BCC, 10:39.9; 7. Michelle Vaughan, BCC; 8. Michelle Lang, GFC; 9. Melanie Springer, GFC; 10. Dianne Peterson, GFC.

WOMEN'S 200 METER DASH-- 1. Donna Dennis, unatt., 24.7; 2. Holly Watson, WWU, 25.1; 3. Angie Tasker, UW, 25.5; 4. Marta Shields, GFC, 26.6; 5. Angela Downing, GRCC, 27.0; 6. Esrenee Cunningham, UW, 27.0.

MEN'S HIGH JUMP-- 1. Brett Curtis, unatt., 6-7½ (2.02); 2. Phil Benson, unatt., 6-7½ (2.02); 3. Rod Wilcox, UW, 6-5½ (1.97); 4. Tom Dixon, CWU, 6-3½ (1.92); 5. Brian Bailey, 6-3½ (1.92); 6. Jeff Warily, unatt., 6-1½ (1.87); 7. Mike Jones, GRCC, 6-1½ (1.87); 8. Elliot Forsyth, UW, 6-1½ (1.87).

MEN'S 200 METER DASH (Heat I)-- 1. Mike Swyer, SFU, 21.5; 2. Lee Gordon, unatt., 21.8; 3. Chris Lock, SFU, 23.1; 4. Dave Mueller, GFC, 23.6; 5. Fred Kotto, unatt., 24.2.

MEN'S 200 METER DASH (Heat II)-- 1. Steve Bohrer, UW, 22.7; 2. Leroy Johnson, Navy, 23.0; 3. Henry Brown, UW, 23.1; 4. Anderson Ware, BCC, 23.2; 5. Kevin Hayles, unatt., 23.5; 6. Mike Kuntz, HCC, 25.1.

MEN'S 200 METER DASH (Heat III)-- 1. Jay Jamerson, UW, 22.7; 2. Greg Shugarts, UW, 22.8; 3. Thayne Chaumell, UPS, 23.0; 4. Mark Neuby, HCC, 23.8; 5. Bob Soo, WWU, 23.8; 6. Ashley Thomas, ECC, 23.8.

MEN'S 200 METER DASH (Heat IV)-- 1. Wayne Ward, GRCC, 22.5; 2. Scott Hazelton, UW, 23.1; 3. Randy Kalmbach, unatt., 23.7; 4. Brian Mechling, ECC, 24.2.

MEN'S 200 METER DASH (Heat V)-- 1. Darren Coleman, unatt. 22.3; 2. Teo Smith, UW, 22.8; 3. Brent Jones, unatt., 23.1; 4. Bill Stevlund, CWU, 23.1; 5. Chris Peddie, UW, 23.8; 6. John Harris, WWU, 24.2.

MEN'S DISCUS-- 1. Dan Tabish, UW, 179-5 (54.68) (Pac-10 qualifying standard); 2. Rob McManus, SFU, 164-8 (50.20); 3. Todd Wilson, unatt., 164-2 (50.04); 4. Eric Johnson, unatt., 162-9 (49.62); 5. Neil Kneip, unatt., 162-0 (49.38); 6. Jon Torrance, CWU, 153-1 (46.66);

WOMEN'S SHOT PUT-- 1. Jennifer Ponath, CNW, 52-0½ (15.86); 2. Meg Jones, 50-4 ¾ (15.36) (Pac-10 qualifying standard); 3. Shirley Ross, UW, 47-7 ¼ (14.51) (Pac-10 qualifying standard); 4. Moira Fitch, VTC, 42-9 ¾ (13.05); 5. Amy O'Hercis, UPS, 40-7 (12-37); 6. Wilke Heskett, unatt., 38-11 ¾ (11.88).

MEN'S SHOT PUT-- 1. Chris Benson, unatt., 58-6½ (17.84); 2. Neil Kneip, unatt., 58-2 (17.73); 3. Russ Vincent, unatt., 53-2¼ (16.21); 4. John Pietz, HCC, 47-0 ¾ (14.34); 5. Mike Watts, GFC, 45-10½ (13.98); 6. Greg Phoenix, SFU, 42-2¼ (12.86).





George Fox College/Southern Oregon  
Western Oregon

Newberg, Oregon  
April 4, 1987

Scoring: 5-3-2-1  
Relays 5-3-0

- 1:00 HAMMER THROW: Sorensen WO (162-8); Lydum WO (151-7); Watts GF (148-10); Settell SO (144-1); Stashin SO (126-9); Osborne SO (109-8); Danko WO (nd); Wardwell SO (nd)
- 1:30 SHOT PUT - Women: (Men follow) D. Settell SO (38-10); Tomlinson WO (34-4) Fox GF (nm); Gates SO (nm)
- SHOT PUT - Men: R. Settell SO (54-11); Danko WO (47-2); Sorenson WO (47-0); Watts GF (43-0); Osborne SO (42-5); Brown WO (nd); Wardwell SO (nd); County SO (nd)
- 1:30 LONG JUMP - Men: (Women follow) Clark WO (21-0); Burke SO (20-6) Noren SO (20-6); Nickell GF (18-8); Chandler SO (nd); Hargett WO (nd); Bonton WO (nd)
- LONG JUMP - Women: Jensen WO (17-2); Plagge WO (nd); Eastland WO (nd)
- 1:30 HIGH JUMP - Women: (Men follow) Plagge WO (5-0); Woolsey GF (5-0) Lovejoy WO (5-0)
- HIGH JUMP - Men: Granger SO (6-7); French WO (6-4); Cornes WO (6-4) Marshall SO (6-0); Leeper GF (nh); Sheppard WO (nh)
- 1:45 POLE VAULT: Taylor SO (15-9); Eakin GF (14-0); Stickles WO (13-0) Nickell GF (11-6); Aromy SO (nh); Taylor SO (nh); Weddle WO (nh) Hargett WO (nh)
- After HT JAVELIN - Men: (Women follow) County SO (195); Watts GF (184-5) Nickell GF (172-2); Mueller GF (142-9); Ladd WO (nd); French WO (nd) Clark WO (nd); Molitar SO (nd)
- JAVELIN - Women: Gates SO (145-10); Fox GF (141-0); Ettner SO (136-2); Osborn WO (126-0); Gee WO (124-0); Jensen WO (118-2)
- After LJ TRIPLE JUMP - Men: (Women follow) Granger SO (43-0); Leeper GF (42-1); Burke SO (41-6); Clark WO (nd); Jacobs WO (nd); Noren SO (nd); Christy GF (nd)
- TRIPLE JUMP - Women: Gates SO (32-0); Plagge WO (nd); Eastland WO (nd)
- After SP DISCUS - Men: (Women follow) Sorenson WO (160-8); Settell SO (156-3); Watts GF (146-0); Stashin SO (117-6); Nickell GF (115-2) Osborne SO (109-8); Lydum WO (nd); Danko WO (nd); Wardwell SO (nd)
- DISCUS - Women: Settell SO (124-5); Tomlinson WO (100-0)
- 2:30 400m RELAY - Women: 3: SOSC (51.7); 4: WOSC (51.0)
- 400m RELAY - Men: 3: SOSC (44.9); 4: GFC (Mueller, Cummins, Eakin, Onua) 44.0; 5: WOSC (Taylor, Ussury, Ball, Beamont) 43.3
- 2:40 3000m STEEPLECHASE: 1: Florence SO (nt); 2: Padduck SO (nt) 3: Mills SO (10:18); 4: Holbrook SO (9:54.1); 5: Winfield WO (nt)



2:55 1500m - Women: 1: Hoffer SO (nm); 2: Thwaite WO (nm); 3: Delsman SO (nm); 4: Springer GF (5:12); 5: J. O'Leary WO (4:52)

1500m - Men: 1: Graham GF (nt); 2: Sele WO (nt); 3: Craig SO (4:04); 4: Schocle WO (4:10); 5: McNeally WO (4:08); 6: Tilgner WO (3:54)

3:10 100m HH - Women: 2: Russell SO (18.1); 3: Henderson WO (18.0); 4: Cochrun SO (16.0); 5: Eastland WO (17.2)

110m HH - Men: Heat I 2: French WO (nt); 3: Rupp SO (14.9); 4: Onua GF (14.5); 5: Cornes WO (15.9); 6: Taylor SO (15.8); 7: Cummins GF (15.0)

Heat II 4: McClellan SO (17.8); 5: Eakin GF (16.1); 6: Naillon WO (nt)

3:25 400m - Women: 3: Loop WO (nm); 4: Russel SO (62.7); 5: Shields GF (60.0); 6: Start SO (63.4); 7: Haworth GF (63.7); 8: Bullis WO (nm)

400m - Men: 3: Dorsey SO (51.8); 4: Conley GF (51.4); 5: Ussery WO (49.2); 6: VanDyke WO (nt); 7: Davenport WO (53.3)

3:35 100m - Women: 4: Wegener WO (nm); 5: Cochrun SO (13.2); 6: Wright WO (nm)

100m - Men: 3: Mueller GF (11.3); 4: Ball WO (nt); 5: Berry SO (10.9); 6: Taylor WO (nt); 7: Biamont WO (nt)

3:45 800m - Women: 1: Hoffer So (2:33); 2: Springer GF (2:29); 3: Thwaite WO (2:19)

800m - Men: 1: Sele WO (nt); 2: Harding SO (1:58.7); 3: Swigart GF (1:56.9); 4: Esse WO (1:51.1); 5: Craig SO (1:58.6); 6: Graham GF (nt); 7: Tilgner WO (1:54); 8: Brennan SO (2:01); 9: Woods WO (1:55)

3:55 400m IH - Women: 3: Henderson WO (nt); 4: Wallace SO (68.2); 5: Russell SO (67.8); 6: Brown SO (72.2)

400m IH - Men: 3: Pickardt SO (62.8); 4: Cummins GF (58.4); 5: Watkins WO (57.9); 6: Rupp SO (57.8); 7: Carnes WO (nt); 8: Jacobs WO (nt)

4:10 200m - Women: 3: Shields GF (26.6); 4: Staat SO (27.0); 5: Wegener WO (26.2); 6: Haworth GF (27.2); 7: Cochrun SO (29.5); 8: Wright WO (nt)

200m - Men: 3: Mueller GF (23.1); 4: Biamont WO (22.9); 5: Dorsey SO (23.9); 6: Taylor WO (nt); 7: Berry SO (nt); 8: Ball WO (nt)

4:20 3000m - Women: 1: K. O'Leary WO (nt); 2: Cargmiles SO (nt); 3: Haverstock GF (nt); 4: Dick WO (nt); 5: Peterson GF (11:47); 6: Delsman SO (nt); 7: Domicla WO (nt); 8: Lang GF (11:37)

5000m - Men: 1: Recik WO (nt); 2: Sacon SO (16:04); 3: Guza WO (nt); 4: Holbrook SO (nt); 5: Jordan WO (15:17); 6: Julian SO (15:50)

4:40 1600m RELAY - Women: 3: GFC (4:17); 4: SOSC (4:17.7); 5: WOSC (4:07)

1600m RELAY - Men: 3: SOSC 3:29.8; 4: GFC (Cummins, Swigart, Onua, Conley) 3:28.0; 5: WOSC (Taylor, Woods, VanDyke, Ussery) 3:27.0



George Fox College/Southern Oregon  
Western Oregon

Newberg, Oregon  
April 4, 1987

Scoring: 5-3-2-1  
Relays 5-3-0

- 1:00 HAMMER THROW: Sorensen WO (162-8); Lydum WO (151-7); Watts GF (148-10); Settell SO (144-1); Stashin SO (126-9); Osborne SO (109-8); Danko WO (nd); Wardwell SO (nd)
- 1:30 SHOT PUT - Women: (Men follow) D. Settell SO (38-10); Tomlinson WO (34-4) Fox GF (nm); Gates SO (nm)
- SHOT PUT - Men: R. Settell SO (54-11); Danko WO (47-2); Sorenson WO (47-0); Watts GF (43-0); Osborne SO (42-5); Brown WO (nd); Wardwell SO (nd); County SO (nd)
- 1:30 LONG JUMP - Men: (Women follow) Clark WO (21-0); Burke SO (20-6) Noren SO (20-6); Nickell GF (18-8); Chandler SO (nd); Hargett WO (nd); Bonton WO (nd)
- LONG JUMP - Women: Jensen WO (17-2); Plagge WO (nd); Eastland WO (nd)
- 1:30 HIGH JUMP - Women: (Men follow) Plagge WO (5-0); Woolsey GF (5-0) Lovejoy WO (5-0)
- HIGH JUMP - Men: Granger SO (6-7); French WO (6-4); Cornes WO (6-4) Marshall SO (6-0); Leeper GF (nh); Sheppard WO (nh)
- 1:45 POLE VAULT: Taylor SO (15-9); Eakin GF (14-0); Stickles WO (13-0) Nickell GF (11-6); Aromy SO (nh); Taylor SO (nh); Weddle WO (nh) Hargett WO (nh)
- After HT JAVELIN - Men: (Women follow) County SO (195); Watts GF (184-5) Nickell GF (172-2); Mueller GF (142-9); Ladd WO (nd); French WO (nd) Clark WO (nd); Molitar SO (nd)
- JAVELIN - Women: Gates SO (145-10); Fox GF (141-0); Ettner SO (136-2); Osborn WO (126-0); Gee WO (124-0); Jensen WO (118-2)
- After LJ TRIPLE JUMP - Men: (Women follow) Granger SO (43-0); Leeper GF (42-1); Burke SO (41-6); Clark WO (nd); Jacobs WO (nd); Noren SO (nd); Christy GF (nd)
- TRIPLE JUMP - Women: Gates SO (32-0); Plagge WO (nd); Eastland WO (nd)
- After SP DISCUS - Men: (Women follow) Sorenson WO (160-8); Settell SO (156-3); Watts GF (146-0); Stashin SO (117-6); Nickell GF (115-2) Osborne SO (109-8); Lydum WO (nd); Danko WO (nd); Wardwell SO (nd)
- DISCUS - Women: Settell SO (124-5); Tomlinson WO (100-0)
- 2:30 400m RELAY - Women: 3: SOSC (51.7); 4: WOSC (51.0)
- 400m RELAY - Men: 3: SOSC (44.9); 4: GFC (Mueller, Cummins, Eakin, Onua) 44.0; 5: WOSC (Taylor, Ussury, Ball, Beamont) 43.3
- 2:40 3000m STEEPLECHASE: 1: Florence SO (nt); 2: Paddock SO (nt) 3: Mills SO (10:18); 4: Holbrook SO (9:54.1); 5: Winfield WO (nt)

2:55 1500m - Women: 1: Hoffer SO (nm); 2: Thwaite WO (nm); 3: Delsman SO (nm); 4: Springer GF (5:12); 5: J. O'Leary WO (4:52)

1500m - Men: 1: Graham GF (nt); 2: Sele WO (nt); 3: Craig SO (4:04); 4: Schocle WO (4:10); 5: McNeally WO (4:08); 6: Tilgner WO (3:54)

3:10 100m HH - Women: 2: Russell SO (18.1); 3: Henderson WO (18.0); 4: Cochrun SO (16.0); 5: Eastland WO (17.2)

110m HH - Men: Heat I 2: French WO (nt); 3: Rupp SO (14.9); 4: Onua GF (14.5); 5: Cornes WO (15.9); 6: Taylor SO (15.8); 7: Cummins GF (15.0)

Heat II 4: McClellan SO (17.8); 5: Eakin GF (16.1); 6: Naillon WO (nt)

3:25 400m - Women: 3: Loop WO (nm); 4: Russel SO (62.7); 5: Shields GF (60.0); 6: Start SO (63.4); 7: Haworth GF (63.7); 8: Bullis WO (nm)

400m - Men: 3: Dorsey SO (51.8); 4: Conley GF (51.4); 5: Ussery WO (49.2); 6: VanDyke WO (nt); 7: Davenport WO (53.3)

3:35 100m - Women: 4: Wegener WO (nm); 5: Cochrun SO (13.2); 6: Wright WO (nm)

100m - Men: 3: Mueller GF (11.3); 4: Ball WO (nt); 5: Berry SO (10.9); 6: Taylor WO (nt); 7: Biamont WO (nt)

3:45 800m - Women: 1: Hoffer So (2:33); 2: Springer GF (2:29); 3: Thwaite WO (2:19)

800m - Men: 1: Sele WO (nt); 2: Harding SO (1:58.7); 3: Swigart GF (1:56.9); 4: Esse WO (1:51.1); 5: Craig SO (1:58.6); 6: Graham GF (nt); 7: Tilgner WO (1:54); 8: Brennan SO (2:01); 9: Woods WO (1:55)

3:55 400m IH - Women: 3: Henderson WO (nt); 4: Wallace SO (68.2); 5: Russell SO (67.8); 6: Brown SO (72.2)

400m IH - Men: 3: Pickardt SO (62.8); 4: Cummins GF (58.4); 5: Watkins WO (57.9); 6: Rupp SO (57.8); 7: Carnes WO (nt); 8: Jacobs WO (nt)

4:10 200m - Women: 3: Shields GF (26.6); 4: Staat SO (27.0); 5: Wegener WO (26.2); 6: Haworth GF (27.2); 7: Cochrun SO (29.5); 8: Wright WO (nt)

200m - Men: 3: Mueller GF (23.1); 4: Biamont WO (22.9); 5: Dorsey SO (23.9); 6: Taylor WO (nt); 7: Berry SO (nt); 8: Ball WO (nt)

4:20 3000m - Women: 1: K. O'Leary WO (nt); 2: Cargmiles SO (nt); 3: Haverstock GF (nt); 4: Dick WO (nt); 5: Peterson GF (11:47); 6: Delsman SO (nt); 7: Domicla WO (nt); 8: Lang GF (11:37)

5000m - Men: 1: Recik WO (nt); 2: Sacon SO (16:04); 3: Guza WO (nt); 4: Holbrook SO (nt); 5: Jordan WO (15:17); 6: Julian SO (15:50)

4:40 1600m RELAY - Women: 3: GFC (4:17); 4: SOSC (4:17.7); 5: WOSC (4:07)

1600m RELAY - Men: 3: SOSC 3:29.8; 4: GFC (Cummins, Swigart, Onua Conley) 3:28.0; 5: WOSC (Taylor, Woods, VanDyke, Ussery) 3:27.0



file



George Fox College/Lewis & Clark College  
Bruin Alumni

Newberg, Oregon  
April 11, 1987

Scoring: 5-3-0  
Relays 5-0

1:00 HAMMER THROW: Curtis A (nm); Watts GF (148-10); Elkins GF (141-3)

1:00 SHOT PUT - Women: (Men follow) Johnson L&C (31-1); Fox GF (35-0)  
Mann L&C (37-5); Daugherty L&C (42-11)

SHOT PUT - Men: Watts GF (45-10 1/2); Snider L&C (39-4)  
Nickell GF (39-9); Majeskey L&C (36-10); Wescott L&C (35-8)  
Curtis A (nm)

1:00 LONG JUMP - Men: (Women follow) Ouellette L&C (21-3); Mueller GF  
(nm); Eakin GF (nm); Graham A (nm); Wilkinson A (nm)

LONG JUMP - Women: Haworth GF (nd); Woolsey GF (nd); Duncan L&C  
(14-5); Bolger L&C (15-1)

1:00 HIGH JUMP - Women: (Men follow) Springer GF (nh); Woolsey GF (5-0)  
Bolger L&C (5-4)

HIGH JUMP - Men: Leeper GF (5-8); Nickell GF (5-8); Kelley L&C  
(6-2); Graham A (nm); Wigley A (nm)

1:15 POLE VAULT: Elkins GF (nm); Rinard L&C (12-6); Houts L&C (nm)  
Wigley A (nm); Graham A (nm); Wilkinson A (nm); Eakin GF (14-0)

After HT JAVELIN - Women: (Men follow) Woolsey GF (nd); Fox GF (141)  
Johnson L&C (144-3)

JAVELIN - Men: Snider L&C (135-1); Elkins GF (nm); Mueller GF  
(162-7); Nickell GF (190-6); Wigley A (nm); Buck A (nm)

After LJ TRIPLE JUMP - Men: (Women follow) Ouellette L&C (40-8)  
Christy GF (nm); Leeper GF (42-1); Wilkinson A (nm); Otto A (nm)

TRIPLE JUMP - Women: Duncan L&C (31-3); Bolger L&C (32-5)

After SP DISCUS - Men: (Women follow) Watts GF (146-0); Nickell GF (122-0)  
Wescott L&C (111-3); Snider L&C (nm); Curtis A (nm); Maddox A (nm)

DISCUS - Women: Fox GF (nd); Mann L&C (100-8); Daugherty L&C  
(116-10); Wittenburg A (nm)

2:00 400m RELAY - Women: 3: L&C (Ardinger, Bolger, Larsen, Perry) 50.3  
400m RELAY - Men: 4: L&C (Ouellette, Beery, Kelly, Caine) 43.8  
5: GFC (Mueller, Cummins, Eakin, Onua) 43.9

2:10 3000m STEEPLECHASE: 1: Abbruzzesse L&C (nt) 2: Swigart GF (nt)  
3: Blakemore L&C (nt) 4: Gonzalez L&C (nt) 5: Ball A (nt)  
6: Blikstad A (nt)

2:25 1500m - Women: 1: Underwood L&C (nt) 2: Murray L&C (nt)  
3: Lang GF (nt) 4: Springer GF (5:12)

1500m - Men: 1: Hartmann L&C (4:19) 2: Graham GF (4:14.4)  
3: Harriss L&C (4:09) 4: Ares L&C (nt)

2:35 100m HH - Women: 4: Ardinger L&C (17.4) 5: Kerns L&C (19.9)

110m HH - Men: 4: Cummins GF (15.0) 5: Kelley L&C (15.8)  
6: Onua GF (14.5)

2:50 400m - Women: 3: Lama L&C (nt) 4: Shields GF (60.0)  
5: Perry L&C (57.8) 6: Haworth GF (63.7)

400m - Men: 4: Beery L&C (53.8) 5: Conley GF (50.7)

3:00 100m - Women:

100m - Men: 3: Ouellette L&C (nm) 4: Mueller GF (11.3)  
5: Caine L&C (10.7)

3:10 800m - Women: 2: Springer GF (2:28) 3: Finaly L&C (2:23.5)  
4: Larson L&C (nt)

800m - Men: 1: Hartmann L&C (2:05) 2: Swigart GF (1:56.9)  
3: Harris L&C (1:58.5) 4: Ares L&C (1:59.0) 5: Ball A (nm)

3:20 400m IH - Women: 3: Ardinger L&C (80.9)

400m IH - Men: 4: Houts L&C (63.1) 5: Cummins GF (58.4)  
6: Rinard L&C (68.2) 7: Leeper GF (nm)

3:35 200m - Women: 4: Shields GF (26.2) 5: Perry L&C (25.8)

200m - Men: 4: Caine L&C (22.2) 5: Mueller GF (23.1)  
6: Beery L&C (nt) 7: Conley GF (nt)

3:45 3000m - Women: 1: Underwood L&C (nt) 2: Haverstock GF (11:46)  
3: Lang GF (11:32.7)

5000m - Men: 1: Rittenhouse L&C (nt) 2: Graham GF (nt)

4:05 1600m RELAY - Women: 3: Lewis & Clark 4: George Fox

1600m RELAY - Men: 4: Lewis & Clark 5: George Fox (3:26.9)



George Fox College/Lewis & Clark College  
Bruin Alumni

Newberg, Oregon  
April 11, 1987

Scoring: 5-3-0  
Relays 5-0

- 1:00 HAMMER THROW: Curtis A (nm); Watts GF (148-10); Elkins GF (141-3)
- 1:00 SHOT PUT - Women: (Men follow) Johnson L&C (31-1); Fox GF (35-0)  
Mann L&C (37-5); Daugherty L&C (42-11)
- SHOT PUT - Men: Watts GF (45-10 1/2); Snider L&C (39-4)  
Nickell GF (39-9); Majeskey L&C (36-10); Wescott L&C (35-8)  
Curtis A (nm)
- 1:00 LONG JUMP - Men: (Women follow) Ouellette L&C (21-3); Mueller GF  
(nm); Eakin GF (nm); Graham A (nm); Wilkinson A (nm)
- LONG JUMP - Women: Haworth GF (nd); Woolsey GF (nd); Duncan L&C  
(14-5); Bolger L&C (15-1)
- 1:00 HIGH JUMP - Women: (Men follow) Springer GF (nh); Woolsey GF (5-0)  
Bolger L&C (5-4)
- HIGH JUMP - Men: Leeper GF (5-8); Nickell GF (5-8); Kelley L&C  
(6-2); Graham A (nm); Wigley A (nm)
- 1:15 POLE VAULT: Elkins GF (nm); Rinard L&C (12-6); Houts L&C (nm)  
Wigley A (nm); Graham A (nm); Wilkinson A (nm); Eakin GF (14-0)
- After HT JAVELIN - Women: (Men follow) Woolsey GF (nd); Fox GF (141)  
Johnson L&C (144-3)
- JAVELIN - Men: Snider L&C (135-1); Elkins GF (nm); Mueller GF  
(162-7); Nickell GF (190-6); Wigley A (nm); Buck A (nm)
- After LJ TRIPLE JUMP - Men: (Women follow) Ouellette L&C (40-8)  
Christy GF (nm); Leeper GF (42-1); Wilkinson A (nm); Otto A (nm)
- TRIPLE JUMP - Women: Duncan L&C (31-3); Bolger L&C (32-5)
- After SP DISCUS - Men: (Women follow) Watts GF (146-0); Nickell GF (122-0)  
Wescott L&C (111-3); Snider L&C (nm); Curtis A (nm); Maddox A (nm)
- DISCUS - Women: Fox GF (nd); Mann L&C (100-8); Daugherty L&C  
(116-10); Wittenburg A (nm)



2:00 400m RELAY - Women: 3: L&C (Ardinger, Bolger, Larsen, Perry) 50.3  
400m RELAY - Men: 4: L&C (Ouellette, Beery, Kelly, Caine) 43.8  
5: GFC (Mueller, Cummins, Eakin, Onua) 43.9

2:10 3000m STEEPLECHASE: 1: Abbruzzesse L&C (nt) 2: Swigart GF (nt)  
3: Blakemore L&C (nt) 4: Gonzalez L&C (nt) 5: Ball A (nt)  
6: Blikstad A (nt)

2:25 1500m - Women: 1: Underwood L&C (nt) 2: Murray L&C (nt)  
3: Lang GF (nt) 4: Springer GF (5:12)

1500m - Men: 1: Hartmann L&C (4:19) 2: Graham GF (4:14.4)  
3: Harriss L&C (4:09) 4: Ares L&C (nt)

2:35 100m HH - Women: 4: Ardinger L&C (17.4) 5: Kerns L&C (19.9)

110m HH - Men: 4: Cummins GF (15.0) 5: Kelley L&C (15.8)  
6: Onua GF (14.5)

2:50 400m - Women: 3: Lama L&C (nt) 4: Shields GF (60.0)  
5: Perry L&C (57.8) 6: Haworth GF (63.7)

400m - Men: 4: Beery L&C (53.8) 5: Conley GF (50.7)

3:00 100m - Women:

100m - Men: 3: Ouellette L&C (nm) 4: Mueller GF (11.3)  
5: Caine L&C (10.7)

3:10 800m - Women: 2: Springer GF (2:28) 3: Finaly L&C (2:23.5)  
4: Larson L&C (nt)

800m - Men: 1: Hartmann L&C (2:05) 2: Swigart GF (1:56.9)  
3: Harris L&C (1:58.5) 4: Ares L&C (1:59.0) 5: Ball A (nm)

3:20 400m IH - Women: 3: Ardinger L&C (80.9)

400m IH - Men: 4: Houts L&C (63.1) 5: Cummins GF (58.4)  
6: Rinard L&C (68.2) 7: Leeper GF (nm)

3:35 200m - Women: 4: Shields GF (26.2) 5: Perry L&C (25.8)

200m - Men: 4: Caine L&C (22.2) 5: Mueller GF (23.1)  
6: Beery L&C (nt) 7: Conley GF (nt)

3:45 3000m - Women: 1: Underwood L&C (nt) 2: Haverstock GF (11:46)  
3: Lang GF (11:32.7)

5000m - Men: 1: Rittenhouse L&C (nt) 2: Graham GF (nt)

4:05 1600m RELAY - Women: 3: Lewis & Clark 4: George Fox

1600m RELAY - Men: 4: Lewis & Clark 5: George Fox (3:26.9)



George Fox College/University of Puget Sound

Newberg, Oregon  
April 18, 1987

Scoring: 5-3-0  
Relays 5-0

- 1:00 HAMMER THROW: Phinney UPS (156-7); Watts GF (148-10)  
Elkins GF (141-3); Clifford UPS (115-9)
- 1:00 SHOT PUT - Women: (Men follow) Sanders UPS (33-9 3/4); Fox GF  
(36-0); O'Herin UPS (40-9 3/4)
- SHOT PUT - Men: Watts GF (45-10 1/2); Phinney UPS (40-10)  
Nickell GF (39-9); Clifford UPS (31-3)
- 1:00 LONG JUMP - Men: (Women follow) Mueller GF (19-4); Mitchell UPS  
(19-5); Mapes UPS (20-1); Sanchez UPS (20-4)
- LONG JUMP - Women: Perry UPS (14-8 1/2); Kusler UPS (15-6 1/2)
- 1:00 HIGH JUMP - Women: (Men follow) Perry UPS (nm); Kusler UPS (5-0)  
Woolsey GF (5-0)
- HIGH JUMP - Men: Leeper GF (5-8); Mapes UPS (5-8); Brendel UPS (6-0)
- 1:15 POLE VAULT: Elkins GF (nh); Brendel UPS (nh); Nickell GF (11-6)  
Eakin GF (14-0)
- After HT JAVELIN - Women: (Men follow) Fox GF (142-7); Perry UPS (149-2)
- JAVELIN - Men: Nickell GF (190-6); Watts GF (185-4); Mueller GF  
(162-7); Phinney UPS (154-3); Brendel UPS (149-11); Clifford UPS  
(129-11)
- After LJ TRIPLE JUMP - Men: (Women follow) Christy GF (35-3); Mitchell  
UPS (39-8); Leeper GF (42-1); Mapes UPS (43-6)
- TRIPLE JUMP - Women:
- After SP DISCUS - Men: (Women follow) Clifford UPS (87-9); Brendel UPS  
(106-1); Nickell GF (122-0); Phinney UPS (122-10); Watts GF (151-5)
- DISCUS - Women: Sanders UPS (98-0); O'Herin UPS (133-11)
- 2:15 400m RELAY - Women: 4: UPS
- 400m RELAY - Men: 3: UPS 4: GFC (Mueller, Cummins, Eakin, Onua)



2:25 1500m - Women: 1: Ostlund UPS (nt) 2: Wendel UPS (4:58)  
3: Perry UPS (4:55)

1500m - Men: 1: Gallagher UPS (4:22) 2: Swigart GF (4:09.2)  
3: Brennan UPS (4:20) 4: Goetzinger UPS (nt)

2:35 100m HH - Women: 3: Kusler UPS (15.0)

110m HH - Men: 3: Eakin GF (16.1) 4: Brendel UPS (16.7)  
5: Onua GF (14.5) 6: Cummins GF (15.0)

2:50 400m - Women: 2: Holleman UPS (62.2) 3: Shields GF (60.0)  
4: Dukeminier UPS (61.3) 5: Donnelly UPS (62.0)

400m - Men: 3: Daugherty UPS (49.4) 4: Conley GF (50.7)  
5: Hospenthal UPS (49.5) 6: Chaummell UPS (49.2)

3:00 100m - Women: 3: Whitaker UPS (13.2) 4: Haworth GF (nt)  
5: Boerger UPS (14.0)

100m - Men: 3: Henney UPS (12.5) 4: Mueller GF (11.3)  
5: Mitchell UPS (11.6) 6: Onua GF (nt) 7: Adams UPS (11.9)

3:10 800m - Women: 2: Springer GF (2:28) 3: Smith UPS (2:23.9)  
4: Hankinson UPS (2:23.7) 5: Anderson UPS (2:22.5)

800m - Men: 1: Chaummell UPS (nt) 2: Graham GF (nt)  
3: Swigart GF (1:56.9)

3:20 400m IH - Women: 3: Kusler UPS (63.8)

400m IH - Men: 4: Brendel UPS (57.1) 5: Cummins GF (58.0)  
6: Leeper GF (67.0)

3:35 200m - Women: 2: Haworth GF (27.2) 3: Boerger UPS (27.7)  
4: Shields GF (26.2) 5: Whitaker UPS (nt) 6: Donnelly UPS (27.9)

200m - Men: 3: Hospenthal UPS (23.1) 4: Conley GF (23.3)  
5: Daugherty UPS (22.3) 6: Mueller GF (23.1) 7: Chaummell UPS (23.0)

3:45 3000m - Women: 1: Petersen GF (11:47) 2: Haverstock GF (11:46)  
3: Lang GF (11:32) 4: Perry UPS (nt) 5: Wendel UPS (11:12)  
6: Ostlund UPS (10:34)

5000m - Men: 1: Gallagher UPS (17:02) 2: Brennan UPS (15:50.1)  
3: Goetzinger UPS (15:46.1)

4:05 1600m RELAY - Women: 3: GFC (4:17) 4: UPS (4:05.6)

1600m RELAY - Men: 3: UPS (Sanchez, Hospenthal, Chaummell,  
Daugherty) 3:20.8 4: GFC (Onua, Eakin, Cummins, Conley) 3:26.9





George Fox College/Linfield College  
Portland State University/Chemeketa Community College

Newberg, Oregon  
April 25, 1987

- 12:00 HAMMER THROW: Dean L (171-10); Kobow L (155-8); Watts GF (148-10)  
Elkins GF (141-3); Hartmann CC (137-2); Prestianni L (120-0)  
Truax L (119-0)
- 12:30 SHOT PUT - Women: (Men follow) Tepper L (26-10); Kubik L (31-10)  
Benson PSU (nm); Olson CC (34-0); Greenwood L (34-6); Riggs CC  
(35-5); Fox GF (36-0)
- SHOT PUT - Men: Watts GF (45-10); Doherty PSU (44-7); Velarde PSU  
(41-10); Hartmann CC (40-10); Weeks L (39-11); Kobow L (39-10)  
Dean L (35-0)
- 12:30 LONG JUMP - Men: (Women follow) Martin CC (nd); Wakefield PSU (nd)  
Campbell PSU (nd); Albrecht L (nd); Mina CC (17-6); Melendy L (19-4)  
Nickell GF (20-1); Lewelling CC (21-4); Coonrod L (22-8)
- LONG JUMP - Women: Rittenhouse CC (14-0); White L (15-3); Woodside  
L (16-10)
- 12:30 HIGH JUMP - Women: (Men follow) Lee L (5-1); Woolsey GF (5-2)  
Lind L (5-3)
- HIGH JUMP - Men: Leeper GF (5-8); Tinnell L (5-10); Melendy L (6-0)  
Doherty PSU (6-2); Hanson L (6-2); Seymour L (6-4)
- 12:45 10,000 METERS - Men: Weisel L (nt); Frost L (nt)
- 10,000 METERS - Women: Haverstock GF (43:47.0)
- 12:45 POLE VAULT: Shelton L (nm); Elkins GF (nm); Velarde PSU (12-0)  
Seehafer L (12-0); Lewelling CC (12-0); Nickell GF (12-0); Eakin GF  
(14-0); Peters CC (14-6)
- After HT JAVELIN - Women: (Men follow) Riggs CC (98-0); Olson CC (98-0)  
Caste L (101-3); Wambidi L (116-9); Eggleston CC (132-2); Haltee L  
(141-6); Fox GF (142-7)
- JAVELIN - Men: (Women follow) Lewelling CC (130-0); Dempsey L  
(133-0); Elkins GF (nm); Mueller GF (162-7); Garvey L (165-0)  
Lambert CC (177-7); Wakefield PSU (177-9); Weeks L (180-9); Coste L  
(183-0); Watts GF (184-5); Nickell GF (190-6); Newberry GF (196-6)
- After LJ TRIPLE JUMP - Men: (Women follow) Christy GF (nd); Martin CC  
(41-8); Velarde PSU (41-10); Leeper GF (42-1); Prevedello L (43-9)  
Marsters L (44-3); Doherty PSU (44-7); Lewelling CC (45-3)
- TRIPLE JUMP - Women: Lee L (31-3); Woodside L (35-11)
- After SP DISCUS - Men: (Women follow) Pestianni L (nd); Truax L (nd)  
Lewelling CC (100-0); Hartmann CC (110-0); Weeks L (120-0); Nickell  
GF (123-3); Kobow L (124-0); Boyer PSU (141-5) Watts GF (151-5)
- DISCUS - Women: Benson PSU (nm); Wamboch L (80-4); Greenwood L  
(84-3); Eggleston CC (98-0); Watson CC (105-0); Olson CC (108-0)
- 1:30 400m RELAY - Women: 3: Linfield (Kubik, Woodside, Tepper, Jones)  
50.46 4: Chemeketa (Rittenhouse, Panther, Nisbitt, Wilson) 54.5
- 400m RELAY - Men: 4: George Fox (Onua, Mueller, Conley, Cummins)  
43.9 5: Linfield (Prevedello, Anderson, Marsters, Ewing) 43.9  
6: Portland State (Campbell, Howell, Young, Doherty) 44.2  
7: Chemeketa (Lewelling, Martin, Bayne, Peters) 45.5



1:40 1500m - Women: 1: Leckenby L (nm) 2: Lang GF (nm) 3: Petersen GF (nm) 4: McNewey PSU (5:06.4) 5: Siler PSU (5:04.6) 6: Myra PSU (4:26.2) 7: Calonder CC (5:45)

1500m - Men: 1: Cantwell PSU (4:09.3) 2: Voth CC (4:12) 3: Tow L (4:01.69) 4: Petershall PSU (4:17.9) 5: Kelso CC (4:06) 6: Bell PSU (4:18)

1:50 110m HH - Women: 2: Wardell PSU (16.1) 3: Woodside L (15.9) 4: White L (16.1) 5: Lind L (16.5) 6: Koceg L (18.0)

110m HH - Men: Heat I 1: Bayne CC (16.9) 2: Cummins GF (15.0) 3: Hodl L (16.01) 4: Onua GF (14.5) 5: Young PSU (15.6) 6: Albrecht L (nt) 7: Wakefield PSU (16.2) 8: Grossnicklaus L (16.69)

2:05 400m - Women: 2: Haworth GF (63.7) 3: Wardell PSU (65.6) 4: Shields GF (60.0) 5: Jones L (60.4) 6: Springer GF (nt) 7: Panther CC (64.6) 8: Rittenhouse CC (64.7)

400m - Men: 4: Conley GF (49.7) 5: Melendy L (52.0) 6: Howell PSU (nt) 7: Hardy PSU (52.1)

2:15 100m - Women: 3: Tepper L (13.3) 4: Kubik L (13:16) 5: White L (13.8) 6: Wilson CC (13.5) 7: Nisbitt CC (nt)

100m - Men: Heat 1 3: Brown L (nt) 4: Campbell PSU (11.1) 5: Lewelling CC (11.3) 6: Mueller GF (11.1) 7: Anderson L (11.58)

Heat 2 3: Coonrod L (11.6) 4: Kelarde PSU (nt) 5: Peters CC (11.8) 6: Fey L (11.7) 7: Ewing L (11.6)

2:25 800m - Women: 3: Myra PSU (2:47.8)

800m - Men: 1: Kempthorn PSU (1:56.9) 2: Haines CC (2:01.2) 3: Graham GF (2:02.8) 4: Voyles L (1:56.9) 5: Vetsch PSU (2:04.6) 6: Swigart GF (1:56.9) 7: Stanton L (2:05) 8: Bell PSU (nt)

2:35 400m IH - Women: 3: White L (70.5)

400m IH - Men: 2: Cummins GF (56.2) 3: Rogers L (56.78) 4: Young PSU (nt) 5: Bayne CC (61.0) 6: Leeper GF (63.4) 7: Wakefield PSU (nt) 8: Martin CC (64.0)

2:50 200m - Women: Heat 1 2: Wardell PSU (27.1) 3: Tepper L (27.06) 4: Shields GF (26.2) 5: Kubik L (27.5) 6: Haworth GF (27.2)

Heat 2 3: Wilson CC (nt) 4: Nisbitt CC (33.0) 5: Rittenhouse CC (29.0) 6: Panther CC (28.9)

200m - Heat 1 3: Brown L (22.6) 4: Campbell PSU (22.2) 5: Conley GF (22.4) 6: Marsters L (23.3) 7: Howell PSU (22.9) 8: Mueller GF (23.1)

Heat 2 4: Anderson L (23.74) 5: Lambert CC (24.3) 6: Fey L (23.8)

3:05 3000m - Women: 1: Petersen GF (11:42) 2: Lang GF (11:32) 3: Springer GF (nm) 4: McNerry PSU (11:04.0) 5: Price L (10:48) 6: Thatcher L (10:51) 7: Myra PSU (9:42.7)

5000m - Men: 1: Colburn PSU (15:10.9) 2: Voth CC (16:40) 3: Carleson L (16:36) 4: Paterhall PSU (16:23.2) 5: Rice CC (nt) 6: Frost L (16:34) 7: Kelso CC (15:45) 8: Weisel L (16:01) 9: Jacobson L (16:04) 10: Tow L (15:18.3)

3:25 1600m RELAY - Women: 3: George Fox College (4:17) 4: Linfield (Lee, Tepper, White, Lind) 4:14

1600m RELAY - Men: 4: George Fox (Onua, Swigart, Cummins, Conley) 3:24.4 5: Linfield (Voyles, Stanton, Brown, Rodgers) 3:30.0 6: PSU (Howell, Hardy, Kempthorn, Campbell) 3:33.1

## AFTER 23 EVENTS HAVE BEEN SCORED

CODE #	NAME	MEN	WOMEN
12	Azusa Pacific CA	108	
191	Wayland Baptist TX	82	
152	Prairie View A&M TX	66	
2	Adams State CO	35	
149	Pittsburg State KS	31	
84	Hillsdale MI	26	
30	Central Arkansas	25	
216	Wisconsin-Parkside	23	
50	Doane NE	22	
175	Southwestern KS	20	
34	Central Washington	19	
118	Missouri Baptist	18	
150	Point Loma Nazarene CA	17	
198	Western Oregon State	17	
199	Western State CO	17	
36	Chicago State IL	16	
32	Central State OK	15	
158	Saginaw Valley State MI	14	
171	Southern Oregon State	14	
119	Missouri Valley MO	14	
200	Western Washington	13	
112	Midland Lutheran NE	13	
194	West Virginia State	12	
125	North Florida	11	
11	Austin TX	10	
	Eastern Oregon State	10	
137	Ouachita Baptist AR	9	
139	Pacific Lutheran WA	9	
25	California Lutheran	9	
4	Anderson IN	8	
39	Concordia NE	8	
165	Simon Fraser CAN	8	
169	Southern Arkansas	8	
61	Florida Memorial FL	8	
49	Dickinson State ND	7.5	
134	Oklahoma Christian	7	
170	Southern Colorado	7	
6	Arkansas Monticello	7	
206	Whitworth WA	7	
215	Wisconsin-Milwaukee	7	
66	George Fox OR	6	
35	Chadron State NE	6	
161	School of the Ozarks MO	6	
188	Valley City State ND	6	
5	Aquinas MI	6	
143	Park MO	5	
155	Rio Grande OH	5	
172	Southern New Orleans LA	5	
27	Carson-Newman TN	5	
126	Northeastern State OK	5	
	Northwestern State OK	4.5	
81	Henderson State AR	4.5	
177	Spring Arbor MI	4	

CODE #	NAME	MEN
92	Kearney State NE	4
101	Lubbock Christian TX	4
57	Emporia State KS	4
29	Cedarville OH	4
136	Ottawa KS	3.5
132	Northwood Institute MI	3
88	Jamestown MD	3
93	Kennesaw GA	3
80	Hastings NE	2
208	Willamette OR	2
211	Winona State MN	2
55	Edward Waters FL	2
227	Univ of West Florida	2
129	Northwest Nazarene ID	1
19	Berry GA	1
102	Malone OH	1
218	Wisconsin-River Falls	1

NAIA NATL OUTDOOR T & F  
HAMMER

RUSSELLVILLE, AR  
Division: MEN

MAY 21, 1987  
EVENT # 21

ENTRANT # NAME GR AFFILIATION MARK

FINAL RESULTS

586	JON TORRENCE	Sr	Central Washington	1	187-07.0
67	KYONG SONG	Jr	Point Loma Nazarene CA	2	179-09.75
423	DAN DICKEY	Sr	Southwestern KS	3	176-06.0
467	SOREN SORENSON	Sr	Western Oregon State	4	176-03.5
284	ARNIE TYLER	Sr	Whitworth WA	5	175-02.25
282	TIM JACOBSON	Jr	Whitworth WA	6	174-10.75
622	JOHN CHANDLER	Sr	Hillsdale MI	7	174-03.25
162	RICH CANOLE	Sp	Saginaw Valley State MI	8	163-10.5

NAIA NATL OUTDOOR T & F  
JAVELIN

RUSSELLVILLE, AR  
Division: MEN

MAY 21, 1987  
EVENT # 22

ENTRANT # NAME GR AFFILIATION MARK

FINAL RESULTS

751	CHRIS GRANTHAM	Sr	Austin TX	1	234-01.0
295	CRAIG STELLING	Sr	Pacific Lutheran WA	2	210-11.0
82	JEFF SHAW	Jr	Pittsburg State KS	3	209-04.0
75	BOB CAMPBELL	Jr	Pittsburg State KS	4	199-10.0
237	MARCO MONTOYA	Jr	Wayland Baptist TX	5	199-08.25
592	RICK CLEVELAND	Sr	Spring Arbor MI	6	197-01.5
120	ROBERT HARRIS	Sr	Adams State CO	7	194-11.75
483	DERON DOLFI	Sp	Chadron State NE	8	194-07.0

NAIA NATL OUTDOOR T & F  
LONG JUMP

RUSSELLVILLE, AR  
Division: MEN

MAY 21, 1987  
EVENT # 17

ENTRANT # NAME GR AFFILIATION MARK

FINAL RESULTS

241	ALRICK MUNROE	Jr	Wayland Baptist TX	1	26-00.75
239	PHILMORE MORRIS	Sp	Wayland Baptist TX	2	25-10.0
508	ANTHONY BEAL	Jr	Arkansas Monticello	3	25-04.5
695	DENNIS MCWHINNEY	Jr	Prairie View A&M TX	4	25-01.75
31	HERBIE AKPOM	Sp	Azusa Pacific CA	5	25-01.25
225	IVAN LOWE	Jr	Northwood Institute MI	6	24-11.75
383	JAMES LAND	Sr	West Virginia State	7	24-09.75
34	DAVE DANGLEIS	Sp	Azusa Pacific CA	8	24-06.25

NAIA NATL OUTDOOR T & F  
10,000 METER

RUSSELLVILLE, AR  
Division: MEN

MAY 21, 1987  
EVENT # 9

ENTRANT # NAME GR AFFILIATION MARK

FINAL RESULTS

621	PAUL AUFDENBERGE	Sr	Hillsdale MI	1	NO MARK
125	MARCO OCHOA	Jr	Adams State CO	2	NO MARK
557	JAMIE BURHAM		Missouri Baptist	3	NO MARK
167	ROBERT LEMUEL	Sr	Saginaw Valley State MI	4	NO MARK
585	NEIL STURGEON	Sr	Central Washington	5	NO MARK
280	PHILIP RICHEY	Sr	Kennesaw GA	6	NO MARK
108	ERIC FILLINGER	Fr	Cedarville OH	7	NO MARK
268	DAVE MCKAY	Jr	Malone OH	8	NO MARK

NAIA NATIONAL TRACK MEET  
DECATHLON RESULTS

FINAL  
RESULTS

MAY 22, 1987

ANK	NUMBER	NAME, SCHOOL	100 METERS	LONG JUMP	SHOT PUT	HIGH JUMP	400 METERS	110 M HURDLES	DISCUS	POLE VAULT	JAVELINE	1500 METERS	TOTAL
1	43	Jack Nance Azusa Pacific	812 11.22	755 6.75	597 11.84	850 2.85	789 58.56	704 16.26	550 34.35	656 4.14	626 52.54	584 4:55.90	6923
				22-1 3/4	38-10.25	6-8 3/4			112-8	13-7	172-4		
2	48	Rick Verbel Azusa Pacific	832 11.13	637 6.23	571 11.41	636 1.81	839 49.47	723 16.89	541 33.89	656 4.14	714 58.42	587 time	6736
				28-5 1/4	37-5 1/4	5-11.25			11-2	13-7			
3	34	Dave Danglesis Azusa Pacific	830 11.14	859 7.19	588 11.56	767 1.96	792 58.58	470 18.58	619 37.76	519 3.64	632 52.94	636 11:47.21	6704
				23-7 1/4	37-11.25	6-5			123-11	11-11.25	173-8		
4	489	Danny Moore Chadron State	765 11.44	785 6.88	552 11.10	714 1.90	721 52.89	816 15.28	461 29.84	467 3.44	713 58.33	634 4:47.48	6628
				22-7	36-5	6-2 3/4			97-11	11-3.5	191-4		
5	663	Brian Lange Kearney State	769 11.42	661 6.34	611 12.07	767 1.96	762 51.15	662 16.64	656 39.58	573 3.84	487 43.88	648 4:45.17	6596
				28-9 3/4	39-7 1/4	6-5			126-10	12-7.25	141-4		
6	47	Mario Riveros Azusa Pacific	843 11.88	628 6.19	573 11.45	636 1.81	838 49.58	714 16.17	487 31.12	546 3.74	594 58.36	678 4:48.29	6537
				28-3 3/4	37-6 3/4	5-11.75			182-1	12-4	165-3		
7	638	Lindahl Lucas Cal Lutheran	713 11.69	682 6.43	515 18.49	794 1.99	725 52.8	794 15.47	599 36.75	656 4.14	489 43.25	558 5:08.29	6525
				21-1 1/4	34-5	6-6 1/4			128-6	13-7	141-10		
8	727	Mike Gilbert Northwest Nazarene	753 11.58	677 6.41	584 18.31	585 1.75	876 48.69	621 17.83	493 31.45	656 4.14	543 46.92	782 4:36.55	6418
				21-1 1/2	33-18	5-8 3/4			183-2	13-7	153-11		
	372	Tom Crabtree Emporia State	804 11.26	675 6.4	462 9.68	636 1.81	865 48.93	665 16.62	471 38.34	493 3.54	492 43.42	769 4:26.35	6332
				21-8	31-6	5-11.25			99-6	11-7.25	142-5		
9	283	Gary Knowlton Whitworth WA	669 11.78	615 6.13	578 11.48	687 1.87	783 52.51	761 15.75	574 35.52	441 3.34	686 51.21	498 5:11.84	6124
				28-1 1/2	37-5	6-1 1/2			116-6	18-11.5	168.8		
11	215	Peter Gnas Western State CO	695 11.78	613 6.12	498 18.21	636 1.81	638 54.85	538 17.86	484 38.98	628 4.84	553 47.56	588 4:55.18	5871
				28-1	33-6	5-11.75			181-8	13-3	156-8		
12	718	Shawn Steen Eastern Oregon	629 12.11	589 6.81	484 9.98	714 1.98	694 52.72	784 16.26	386 26.81	546 3.74	383 35.98	711 4:35.18	5848
				19-8 3/4	32-9	6-4 3/4			85-4	12-4	117-9		
13	568	Paul Dotson Missouri Baptist	695 11.78	565 5.98	464 9.64	767 1.96	712 52.29	697 16.32	415 27.46	391 3.14	551 47.49	536 5:04.89	5793
				19-4 1/4	31-7	6-5			98-1	18-3.5	146		
14	654	Chad Ficek Cal Lutheran	787 11.72	619 6.15	548 18.91	8 8	638 54.24	362 19.84	433 28.43	NH 46.98	583 5:04.81	532 5:04.81	4486
				28-2 1/4	35-9 1/2	8			93-3		162-9		

NAIA NATL OUTDOOR T & F  
SHOT PUT

RUSSELLVILLE, AR  
Division: MEN

MAY 21, 1987  
EVENT # 19

ENTRANT #	NAME	GR	AFFILIATION		MARK
-----					
FINAL RESULTS					
46	ADE OLUKOJU	Fr	Azusa Pacific CA	1	59-05.5
532	RANDY SETTELL	Jr	Southern Oregon State	2	58-08.75
193	JOHN BAUMANN	Sp	Doane NE	3	53-10.5
469	DARREN SHEETS	Sr	Northeastern State OK	4	52-09.25
155	MIKE MULLIN	Sp	Midland Lutheran NE	5	51-06.5
356	KIM NIX	Sr	Western Washington	6	50-04.75
465	KIM BROWN	Jr	Western Oregon State	7	50-00.0
368	TONY RUSSO	Sr	Wisconsin-Milwaukee	8	49-11.0
=====					

NAIA NATL OUTDOOR T & F  
TRIPLE JUMP

RUSSELLVILLE, AR  
Division: MEN

MAY 21, 1987  
EVENT # 18

ENTRANT #	NAME	GR	AFFILIATION		MARK
-----					
FINAL RESULTS					
695	DENNIS MCWHINNEY	Jr	Prairie View A&M TX	1	51-00.75
154	BILL KING	Sr	Midland Lutheran NE	2	50-06.75
728	ROBERT A. DOUGLAS		School of the Ozarks MO	3	49-10.0
20	MYRON JEFFERSON	Sp	Southern Colorado	4	49-05.0
116	CURT CHRISTENSEN	Sr	Adams State CO	5	49-03.0
545	CHRIS BODLEY	Jr	Concordia NE	6	48-07.25
17	ERIC BALDWIN	Fr	Southern Colorado	7	48-06.25
148	RODGERS GAINES		Ouachita Baptist AR	8	48-04.5
=====					

NAIA NATL OUTDOOR T & F  
110 METER HURDLES

RUSSELLVILLE, AR  
Division: MEN

MAY 21, 1987  
EVENT # 2

Records - NAIA MEN : 13.74      Rodney Milburn      Southern-BR, LA -72  
 NAIA WOMEN : NO MARK  
 N/A : NO MARK  
 N/A : NO MARK

ENTRANT #	NAME	GR	AFFILIATION	PLACE	MARK
-----					
FINAL RESULTS					
696	KEVIN MCKINLEY	Sr	Prairie View A&M TX	1	14.30
38	ANTHONY HOUSE	Jr	Azusa Pacific CA	2	14.35
590	ADOLPHUS ONUA	Sr	George Fox OR	3	14.46
70	PHILLIP WILLIAMS	Jr	Point Loma Nazarene CA	4	14.54
31	HERBIE AKPOM	Sp	Azusa Pacific CA	5	14.60
42	IKE MBADUGHA	Sp	Azusa Pacific CA	6	14.69
647	TODD LEAVENS	Jr	California Lutheran	7	14.72
611	DARNELL ANDERSON	Fr	Florida Memorial FL	8	14.88

NAIA NATL OUTDOOR T & F  
MARATHON

RUSSELLVILLE, AR  
Division: MEN

MAY 21, 1987  
EVENT # 14

ENTRANT #	NAME	GR	AFFILIATION	MARK
-----				
FINAL RESULTS				
717	GREG MILLER		Eastern Oregon State	1 2:30:01.59
702	NELTON BEGAY	Sr	Central State OK	2 2:32:23.38
705	DANNY CHARLEY	Jr	Central State OK	3 2:35:57.00
674	BLAS GUERRA	Sr	Park MO	4 2:37:12.46
410	GARY SCHAFER	Sp	Valley City State ND	5 2:37:58.79
623	MIKE DESROSIERS	Sr	Hillsdale MI	6 2:39:05.66
726	JAMES BELL	Jr	Univ of West Florida	7 2:43:00.61
325	JOHNNY SHARP	Sr	Carson-Newman TN	8 2:43:50.62
741	RANDY J. SIPPLE	Sr	Winona State MN	9 2:44:31.33
106	STEVE COX	Sr	Cedarville OH	10 2:47:39.94
16	JOEL ENDERLE	Sr	Belmont TN	11 2:50:37.89
595	DANEIL HIGH	Sr	Spring Arbor MI	12 2:54:31.54
684	TIM YOUNG	Sr	Berry GA	13 2:56:09.28
361	JEFF PETERSEN	Sr	Taylor IN	14 2:59:06.62
752	ERIC SCHWAB	Jr	Austin TX	15 3:00:18.09
206	DANNY MANN	Jr	Central Arkansas	16 3:02:08.54
151	ROBBIE SIMMONS		Ouachita Baptist AR	17 3:09:46.62
676	JAMAL SHERGILL	Sp	Park MO	18 3:11:44.24
=====				

NAIA NATL OUTDOOR T & F  
10,000 METER WALK

RUSSELLVILLE, AR  
Division: MEN

MAY 21, 1987  
EVENT # 10

ENTRANT #	NAME	GR	AFFILIATION	MARK
-----				
FINAL RESULTS				
544	MIKE STAUCH	Jr	Wisconsin-Parkside	1 43:22.1
540	DOUG FOURNIER	Sp	Wisconsin-Parkside	2 46:27.7
355	HERMAN NELSON	Sr	Western Washington	3 46:44.3
543	MIKE ROHL	Sr	Wisconsin-Parkside	4 47:12.4
350	TONY ENGELHARDT	Sp	Western Washington	5 49:37.1
1	PAUL JUDD	Sr	Aquinas MI	6 50:03.1
601	RANDY JACOBS	Sr	Willamette OR	7 52:12.3
716	KEVIN SCHOESSOW	Sr	Wisconsin-River Falls	8 55:18.7
537	KEN AREND	Sr	Wisconsin-Parkside	9 55:38.6
=====				

NAIA NATL OUTDOOR T & F  
100 METER

RUSSELLVILLE, AR  
Division: MEN

MAY 21, 1987  
EVENT # 1

ENTRANT #	NAME	GR	AFFILIATION	MARK
-----				
FINAL RESULTS				
241	ALRICK MUNROE	Jr	Wayland Baptist TX	1 10.58
45	PATRICK NWANKNO	Jr	Azusa Pacific CA	2 10.64
756	DAVID ROGAN		Chicago State IL	3 10.75
431	MANNY NEWMAN	Fr	Southwestern KS	4 10.77
321	WILLIE LUNDY	Fr	Carson-Newman TN	5 10.80
244	ROCELLIUS POPE	Sr	Wayland Baptist TX	6 10.84
319	OMAR WHITFIELD	Fr	Hastings NE	7 10.84
513	CHRIS JACKSON	Jr	Arkansas Monticello	8 12.38
=====				



NAIA NATL OUTDOOR T & F  
HIGH JUMP

RUSSELLVILLE, AR  
Division: MEN

MAY 21, 1987  
EVENT # 16

ENTRANT #	NAME	GR	AFFILIATION	MARK
-----				
FINAL RESULTS				
379	LARRY ANGLE	Sr	West Virginia State	1 7-00.25
43	JACK NANCE	Jr	Azusa Pacific CA	2 6-11.0
493	DAVID BEDFORD	Fr	Oklahoma Christian	3 2-11.0
657	MIKE MOSER	Jr	Dickinson State ND	4 6-09.75
420	DON RALIEGH	Sr	Northwestern State OK	4 6-09.75
3	MIKE WILSON	Jr	Aquinas MI	6 6-09.75
=====				

NAIA NATL OUTDOOR T & F  
POLE VAULT

RUSSELLVILLE, AR  
Division: MEN

MAY 21, 1987  
EVENT # 15

ENTRANT #	NAME	GR	AFFILIATION	MARK
-----				
FINAL RESULTS				
40	TIM LOMHEIM	Sr	Azusa Pacific CA	1 16-08.0
170	LARRY WEAVER	Sr	Saginaw Valley State MI	2 15-11.0
533	KEVIN TAYLOR	Sr	Southern Oregon State	3 15-03.0
546	DAVID BROOKS	Fr	Concordia NE	4 15-03.0
142	RANDELL MORRIS	Jr	Henderson State AR	5 14-11.0
596	STEFFEN SMITH	Sr	Ottawa KS	5 14-11.0
39	KEVIN KORTHUS	Jr	Azusa Pacific CA	7 14-11.0
156	PAUL ROMHOVDE	Sr	Midland Lutheran NE	7 14-11.0
143	STEVE TURNER	Jr	Henderson State AR	7 14-11.0
=====				

NAIA NATL OUTDOOR T & F  
STEEPLE CHASE

RUSSELLVILLE, AR  
Division: MEN

MAY 21, 1987  
EVENT # 11

ENTRANT #	NAME	GR	AFFILIATION	MARK
-----				
FINAL RESULTS				
522	CURT CASTETTER	Jr	North Florida	1 8:59.87
121	DAN JAQUEZ	Jr	Adams State CO	2 9:01.21
436	DENNIS SMITHHISLER	Sr	Southwestern KS	3 9:01.56
746	MARK PIERSON	Sr	Rio Grande OH	4 9:02.94
220	RYAN ROBINSON	Sp	Western State CO	5 9:03.77
656	BILL DENT	Jr	Dickinson State ND	6 9:06.88
740	BRIAN T. REED	Fr	Winona State MN	7 9:18.66
593	SCOTT COLE	Sr	Spring Arbor MI	8 9:19.27
44	DARREN NEAR	Jr	Azusa Pacific CA	9 9:27.16
131	TIM VIGIL	Jr	Adams State CO	10 9:25.90
498	MARK TRIMBLE	Jr	Oklahoma Christian	11 9:30.94
348	BRAD ALEXANDER	Sr	Western Washington	12 NO MARK
=====				

NAIA NATL OUTDOOR T & F  
200 METER

RUSSELLVILLE, AR  
Division: MEN

MAY 21, 1987  
EVENT # 3

Records - NAIA MEN : 20.24  
NAIA WOMEN : NO MARK  
N/A : NO MARK  
N/A : NO MARK

Larry Black

NC Central 1972

-----  
ENTRANT # NAME GR AFFILIATION PLACE MARK  
-----

SEMI RESULTS SECTION # 1

241	ALRICK MUNROE	Jr	Wayland Baptist TX	1	21.19
26	RODNEY BUGGAGE	Fr	Southern New Orleans LA	2	21.27
565	RON WALTON		Missouri Baptist	3	21.51
86	DARRYL WREN	Fr	Pittsburg State KS	4	21.64
319	OMAR WHITFIELD	Fr	Hastings NE	5	21.82
685	CHARLES BRUCE	Sp	Prairie View A&M TX	6	21.86
230	DENNIS ALEXANDER	Jr	Wayland Baptist TX	7	22.02

SEMI RESULTS SECTION # 2

45	PATRICK NWANKNO	Jr	Azusa Pacific CA	1	20.99
238	DEVON MORRIS	Jr	Wayland Baptist TX	2	21.15
245	JAMES ROLLE	Sp	Wayland Baptist TX	3	21.27
688	ERIC POGUE	Jr	Prairie View A&M TX	4	21.32
564	LETTORRE SWINNEY		Missouri Baptist	5	21.78
244	ROCELLIUS POPE	Sr	Wayland Baptist TX	6	21.87
462	CHRIS LOCK	Sr	Simon Fraser CAN	7	21.91
570	ATTAH FRIMPONG	Jr	Harding AR	8	22.33

NAIA NATL OUTDOOR T & F  
400 METER Relay

RUSSELLVILLE, AR  
Division: MEN

MAY 21, 1987  
EVENT # 13

ENTRANT # NAME GR AFFILIATION MARK

-----  
FINAL RESULTS

87	/PITTSBURG STATE UNI		Pittsburg State KS	1	40.71
153	/OUACHITA BAPTIST		Ouachita Baptist AR	2	41.10
507	/MISSOURI VALLEY		Missouri Valley MO	3	41.25
759	/CHICAGO STATE UNIVE		Chicago State IL	4	41.32
213	/CENTRAL ARKANSAS		Central Arkansas	5	41.35
652	/CALIF. LUTHERAN		California Lutheran	6	41.55
701	/PRAIRIE VIEW A&M		Prairie View A&M TX		DISQUALIFIED
567	/MISSOURI BAPTIST		Missouri Baptist		DISQUALIFIED

=====

NAIA NATL OUTDOOR T & F  
DISCUS

RUSSELLVILLE, AR  
Division: MEN

MAY 21, 1987  
EVENT # 20

ENTRANT # NAME GR AFFILIATION MARK

-----  
FINAL RESULTS

46	ADE OLUKOJU	Fr	Azusa Pacific CA	1	185-05.5
503	RON MCINTOSH	Sr	Missouri Valley MO	2	169-03.75
193	JOHN BAUMANN	Sp	Doane NE	3	166-00.5
453	ROB MCMANUS	Fr	Simon Fraser CAN	4	165-07.75
467	SOREN SORENSON	Sr	Western Oregon State	5	164-07.75
208	BOBBY MCDANIELS	Sp	Central Arkansas	6	162-02.25
368	TONY RUSSO	Sr	Wisconsin-Milwaukee	7	161-06.0
622	JOHN CHANDLER	Sr	Hillsdale MI	8	158-08.25

=====

NAIA NATL OUTDOOR T & F  
1500 METER

RUSSELLVILLE, AR  
Division: MEN

MAY 21, 1987  
EVENT # 7

ENTRANT # NAME GR AFFILIATION PLACE MARK

-----  
FINAL RESULTS

130	MAURICE SMITH	Sr	Adams State CO	1	3:43.70	†
346	BRIAN WILLIAMS	Sr	Anderson IN	2	3:44.19	†
470	WES TILGNER	Sp	Western Oregon State	3	3:44.27	†
584	MIKE PACE	Jr	Central Washington	4	3:44.46	†
375	ROBER JENNINGS	Sp	Emporia State KS	5	3:45.23	
455	ROB NELSON	Jr	Simon Fraser CAN	6	3:46.82	
110	ROB MOORE	Sr	Cedarville OH	7	3:47.10	
682	DAVID MATHERNE	Sr	Berry GA	8	3:49.59	

=====

NAIA NATL OUTDOOR T & F  
400 HURDLES

RUSSELLVILLE, AR  
Division: MEN

MAY 21, 1987  
EVENT # 5

ENTRANT #	NAME	GR	AFFILIATION		MARK
-----					
FINAL RESULTS					
696	KEVIN MCKINLEY	Sr	Prairie View A&M TX	1	51.27
520	LEE VAUGHN		Southern Arkansas	2	51.90
613	WILBERT JOHNSON	Fr	Florida Memorial FL	3	52.13
203	KEVIN ERVIN	Sr	Central Arkansas	4	52.48
63	KRIS ANDERSSON	Sp	Point Loma Nazarene CA	5	52.52
558	TONY CHATMEN		Missouri Baptist	6	53.21
210	DWAYNE ROBERTS	Sr	Central Arkansas	7	53.34
497	DON SMITH	Sr	Oklahoma Christian	8	53.86
=====					

NAIA NATL OUTDOOR T & F  
400 METER

RUSSELLVILLE, AR  
Division: MEN

MAY 21, 1987  
EVENT # 4

ENTRANT #	NAME	GR	AFFILIATION		MARK
-----					
FINAL RESULTS					
238	DEVON MORRIS	Jr	Wayland Baptist TX	1	46.04
245	JAMES ROLLE	Sp	Wayland Baptist TX	2	46.93
200	KENNETH DAVIS	Sp	Central Arkansas	3	47.58
755	DEAMAIL MITCHELL		Chicago State IL	4	47.88
688	ERIC POGUE	Jr	Prairie View A&M TX	5	47.93
648	TERRANCE LEE	Jr	California Lutheran	7	48.00
693	FELTON NAILS	Sp	Prairie View A&M TX	7	49.34
611	DARNELL ANDERSON	Fr	Florida Memorial FL	8	50.23
=====					

NAIA NATL OUTDOOR T & F  
800 METER

RUSSELLVILLE, AR  
Division: MEN

MAY 21, 1987  
EVENT # 6

ENTRANT #	NAME	GR	AFFILIATION		MARK	
-----						
FINAL RESULTS						
195	GREGG LARSON	Sr	Doane NE	1	1:49.26	‡
692	ANTHONY CHRISTIE	Fr	Prairie View A&M TX	2	1:49.62	‡
235	MICHAEL GREGORY	Fr	Wayland Baptist TX	3	1:50.46	‡
687	LANCE GREEN	Sr	Prairie View A&M TX	4	1:50.49	‡
366	KEN LOBINS	Sr	Wisconsin-Milwaukee	5	1:50.90	‡
413	PAUL SAMPERS	Sr	Jamestown ND	6	1:50.94	‡
236	KISUTE KIBOKO	Jr	Wayland Baptist TX	7	1:51.99	‡
289	RUSSELL COLE	Sr	Pacific Lutheran WA	8	1:52.09	‡
=====						

NAIA NATL OUTDOOR T & F  
200 METER

RUSSELLVILLE, AR  
Division: MEN

MAY 21, 1987  
EVENT # 3

ENTRANT #	NAME	GR	AFFILIATION		MARK
-----					
FINAL RESULTS					
241	ALRICK MUNROE	Jr	Wayland Baptist TX	1	21.02
45	PATRICK NWANKNO	Jr	Azusa Pacific CA	2	21.49
565	RON WALTON		Missouri Baptist	3	21.70
26	RODNEY BUGGAGE	Fr	Southern New Orleans LA	4	21.88
86	DARRYL WREN	Fr	Pittsburg State KS	5	22.11
238	DEVON MORRIS	Jr	Wayland Baptist TX	6	22.22
688	ERIC POGUE	Jr	Prairie View A&M TX	7	26.09
245	JAMES ROLLE	Sp	Wayland Baptist TX		DID NOT FINISH
=====					

NAIA NATL OUTDOOR T & F  
5000 METER

RUSSELLVILLE, AR  
Division: MEN

MAY 21, 1987  
EVENT # 8

ENTRANT #	NAME	GR	AFFILIATION		MARK
-----					
FINAL RESULTS					
621	PAUL AUFDEMBERGE	Sr	Hillsdale MI	1	14:09.2
217	EDUARDO NAVAS	Jr	Western State CO	2	14:16.8
80	CORMAC O'RIORDEN	Fr	Pittsburg State KS	3	14:18.2
214	JUAN DIAZ	Sp	Western State CO	4	14:22.2
117	CRAIG DICKSON	Sp	Adams State CO	6	14:26.3
434	ELLIOTT RODDA	Jr	Southwestern KS	6	14:34.5
409	JEFF MANLEY	Sr	Valley City State ND	7	14:35.4
523	FIONAN CROMIN	Jr	North Florida	8	14:46.3
476	JEFF HEISER	Jr	Walsh OH	9	14:53.7
557	JAMIE BURHAM		Missouri Baptist	10	15:04.4
641	ART CASTLE	Sr	California Lutheran	11	15:06.9
331	DAVID CURD	Jr	David Lipscomb TN	12	15:11.3
=====					

NAIA NATL OUTDOOR T & F  
1600 Relay

RUSSELLVILLE, AR  
Division: MEN

MAY 21, 1987  
EVENT # 12

ENTRANT #	NAME	GR	AFFILIATION		MARK
-----					
FINAL RESULTS					
701	/PRAIRIE VIEW A&M		Prairie View A&M TX	1	3:11.1
-----					
247	/WAYLAND BAPTIST		Wayland Baptist TX	2	3:13.2
-----					
52	/AZUSA PACIFIC		Azusa Pacific CA	3	3:14.1
-----					
213	/CENTRAL ARKANSAS		Central Arkansas	4	3:15.0
-----					
302	/LUBBOCK CHRISTIAN		Lubbock Christian TX	5	3:15.3
-----					
567	/MISSOURI BAPTIST		Missouri Baptist	6	3:16.3
-----					
15	/EDWARDS WATERS COLL		Edward Waters FL	7	3:16.6
-----					
715	/CENTRAL STATE OK		Central State OK	8	3:18.0
-----					
=====					

GEORGE FOX COLLEGE  
BRUIN TRACK & FIELD RECORDS  
5-12-87

<u>EVENT</u>	<u>MARK</u>	<u>NAME</u>	<u>YEAR</u>
100m	10.4 FAT, 10.25 FATw	Gregg Griffin	1979, 1978
200m	21.2	Gregg Griffin	1979
400m	48.1	Werner Seibert	1979
800m	1:52.7	Wendell Otto	1979
1500m	3:49.7	Wendell Otto	1979
5000m	14:22.4	Steve Blikstad	1979
10,000m	30:22.8*	Steve Blikstad	1977
Steeplechase	8:49.8	Steve Blikstad	1979
110m HH	13.7	Adolphus Onua	1985
400m IH	52.34 FAT	Chad Neeley	1978
Long Jump	23-2 3/4, 23-9 w	Amadu Koroma	1978, 1978
Triple Jump	48-5	Mark Halland	1972
High Jump	6-9	Owen James	1981
Pole Vault	15-8	Dave McDonald	1969, 1971
Shot	55-3	Bob Hadlock	1968
Discus	168-6	Charlie Keeran	1980
Javelin	190-6 230-6 (J)	David Nickell Eb Buck	1987 1975
Hammer	170-3	Allan Morrow	1979
Decathlon	6451 f (6551 c) 7054 (O)	Keith Wigley Eb Buck	1986 1975
Marathon	2:25.19	Curt Ankeny	1973
400m RELAY	41.4	Amadu Koroma Chad Neeley Mark Reynolds Gregg Griffin	1978
1600m RELAY	3:18.1*	Tim Olds Tom VanWinkle Rick Frisk Monte Anders	1980

\*Converted from yards  
J-Old javelin  
O-Old tables



<u>EVENT</u>	<u>MARK</u>	<u>NAME</u>	<u>YEAR</u>
10K Walk	59:40.8	Dan Price	1985
800m RELAY	1:27.5	Gregg Griffin Mark Reynolds Chad Neeley Werner Seibert	1978
Sprint Medley	1:33.3	Chad Neeley 220 Mark Reynolds 110 Tim Sherman 110 Werner Seibert 440	1978
Sprint Medley (mile)	3:30.4	Gregg Griffin 220 Chad Neeley 220 Werner Seibert 440 Larry Bales 880	1977
3200m RELAY	7:42.0	Chris Mwaura Larry Bales Wendell Otto Randy Ware	1978
Distance Medley	10:17.8	Bruce Greone 1320 Chad Neeley 440 Randy Ware 880 Steve Blikstad mile	1976
4 Mile RELAY	17:27.6	Wendell Otto Dave Molstad Chris Mwaura Steve Blikstad	1978
6400m RELAY	17:25.7	Steve Stuart Dave Molsted Chris Mwaura Steve Blikstad	1978
Long Jump Relay	61-6	Amadu Koroma Eb Buck John Koroma	1975
Javelin RELAY	548-5	Eb Buck Del Dittus Lon Austin	1975
High Jump RELAY	18-5	Bob Quiring Lon Austin Duane Swafford	1979
Hammer RELAY	382-9	Steve Curtis Nolan Smith Steve Huisenga	1981
Shot RELAY	123-9 1/2	Allan Morrow Steve Curtis Charlie Keeran	1979

EVENT                    MARK  
Discus RELAY            401-10

NAME  
Charlie Keeran  
Allan Morrow  
Steve Curtis

YEAR  
1979

Pole Vault RELAY 36-0

Steve Graham  
Ron Hanson  
Dave Elkins

1984

High Hurdle            47.3  
RELAY

Adolphus Onua  
Scott Cummins  
Rod Eakin

1987

GEORGE FOX COLLEGE  
Indoor Track and Field Records

YARDS

<u>Event</u>	<u>Mark</u>	<u>Name</u>	<u>Place</u>	<u>Year</u>
40 Yard HH	5.2	Adolphus Onua	Univ. of Portland	1985
60 Yard HH	7.5	Adolphus Onua	Oregon Indoor	1985 & 87
40 Yard	4.7	Matt Heathco	Pacific Univ.	1974
		Adolphus Onua	Univ. of Portland	1985
50 Yard	5.8	Keith Wigler	Eugene Indoor	1985
60 Yard	6.5	Amadu Koroama	Oregon Dev. Meet	1975
300 Yard	34.1	Les Keele	Univ. of Wash.	1974
440 Yard	55.6	Cliff McCurdy	Univ. of Montana	1973
500 Yard	62.0	Cliff McCurdy	Oregon Dev. Meet	1973
600 Yard	1:19.2	Chad Neeley	Univ. of Wash.	1976
880 Yard	1:59.6	Wendell Otto	Oregon Indoor	1978
1000 Yard	2:19.6	Kevin Ball	Oregon Dev. Meet	1984
Mile	4:17.7	Wendell Otto	Oregon Indoor	1980
2 Mile	9:13.5	Steve Blikstad	Oregon Dev. Meet	1979
Mile Relay	3:30.8	Jim Moody	Oregon Indoor	1984
		Keith Wigley		
		Dave Driesner		
		Mark Young		

METERS

60m HH	8.5	Mark Reynolds	Oregon Dev. Meet	1978
300m IH	39.7	Chad Neeley	Univ. of Idaho	1979
60m Dash	6.9	Amadu Koroma	Oregon Dev. Meet	1976
300m	36.6	Dave Driesner	Univ. of Portland	1985
		Mark Young	Univ. of Portland	1985
400m	51.7	Mark Young	Univ. of Idaho Dev.	1984
500m	68.3	Chad Neeley	Oregon Dev. Meet	1977
800m	1:59.5	Kevin Ball	Univ. of Portland	1985
1000m	2:39.0	Randy Ware	Oregon Dev. Meet	1977
1500m	4:00.2	Bruce Green	Oregon Indoor	1976
2000m	5:34.5	Scott Ball	Univ. of Portland	1985
1600m Relay	3:37.8	Steve Stuart	Oregon Dev. Meet	1977
		Randy Ware		
		Werner Seibert		
		Chad Neeley		

FIELD EVENTS

Long Jump	22-11	Eb Buck	Univ. of Wash.	1976
Triple Jump	47-11	Mark Halland	Univ. of Montana	1973
High Jump	6-6	Owen James	Oregon Dev. Meet	1984
Pole Vault	15-4	Dave McDonald	NAIA Nationals (K City)	1970
Shot Put	46-10	Allen Morrow	Oregon Dev. Meet	1979

FIELD RECORDS  
COLCORD FIELD

5-11-87

<u>EVENT</u>	<u>MARK</u>	<u>NAME</u>	<u>SCHOOL</u>	<u>DATE</u>
100m	10.55*	John Koroma	GFC	3-30-74
	10.55*	Gregg Griffin	GFC	5-7-77
200m	21.8	Dave Freunds Schuh	Linfield	4-18-81
400m	48.5	Karl Findling	WOSC	5-11-85
800m	1:53.21 f	Wes Tilgner	WOSC	5-10-87
1500m	3:50.5	Wes Tilgner	WOSC	4-4-87
5000m	14:33.3	Don Stearns	EOSC	5-9-81
10000m	30:25.3	Don Stearns	EOSC	4-8-81
3000m Steeplechase	9:16.4	Steve Blikstad	GF Alumni	4-18-81
10 K Walk	46:46.5	Sam Shick	L & C	5-9-81
110m HH	13.7	Adolphus Onua	GFC	4-13-85
400m IH	52.8	Chad Neeley	GF Alumni	4-19-80
Long Jump	23-6 3/4	Gareth Poolen	Willamette	5-9-87
Triple Jump	48-2 1/2	John Shaw	Linfield	4-18-81
High Jump	6-9	Owen James	GFC	5-9-81
Pole Vault	15-6	Dave McDonald	GFC	5-1-71
Shot	59-8 1/2	Randy Settell	SOSC	5-10-87
Discus	170-5	John Bakkensen	PTC	4-1-72
Javelin	246-0 (0)	Tony Grant	OIT	3-24-73
	208-5	Jim Williams	Willamette	5-10-87
Hammer	172-8	Soren Sorenson	WOSC	5-9-87
400m RELAY	41.9	Tim Biamont Torrae Harry Karl Findling Larry Conaway	WOSC	5-11-85
1500m RELAY	3:19.2	Torrae Harry Jim Fahey Karl Findling John Mike McHugh	WOSC	5-11-85

0-Old javelin

\*Converted from yards

NOTE -- Data not complete before 1970.

## RESULTS OF NAIA DISTRICT 2 MARATHON

at Seaside, OR; Feb. 28, 1987

Men's Division

1.	John Oord	NNC	2:45:30
2.	Joe Alueta	SOSC	2:52:44
3.	Eric Jensen	EOSC	2:54:56
4.	Chris Duquette	WU	2:55:45
5.	Mike Del Donno	WU	3:00:48
6.	Jay Coleman	WU	3:06:34
7.	Tom Mills	SOSC	3:13:11
8.	Vic Downs	Lin	dnf.

Women's Division

1.	Elaine Delsman	SOSC	3:07:17 (NR)
2.	Kali Haverstock	GF	3:51:07

## District Meet Score after one event:

Men: NNC 10, SOSC 8, WU 7, EOSC 6

Women: SOSC 10, GF 8

Next NAIA District Event: Decathlon/Heptathlon, April 20-21 at SOSC

Past District Champions

1973	Curt Ankeny	GF	2:25:19
1974	Larry Miller	SOSC	2:22:06
1975	Mark Adamson	GF	2:32:08
1976	Mark Adamson	GF	2:31:36
1977	Terry Zerzan	WU	2:22:23
1978	Terry Zerzan	WU	2:27:28
1979	Tim Rutledge	WU	2:31:27
1980	Bill Pewen	SOSC	2:35:01
1981	Bill Pewen	SOSC	2:31:50
1982	Pat Williams	WU	2:30:07
1983	Kris Mueller	Lin	2:24:08
1984	Jim Wyatt	Lin	2:31:07
1985	Dwight Larabee	GF	2:37:26
1986	Greg Miller	EOSC	2:34:57

Women

1983	Nadine Price	Lin	3:08:31
1984	Nadine Price	Lin	3:06:47
1985	Kathleen Welland	L&C	3:14:35
1986	Laura LewAllen	L&C	3:26:51

**NATA DISTRICT II**  
**TRACK & FIELD CHAMPIONSHIPS MAY 8-9, 1987**  
**OFFICAL RESULTS**

**MEN'S 100 METER DASH**

PLACE	NAME	SCHOOL	TIME
1	Mark Caine	L&C	11.08
2	Mark Berry	SOSC	11.27
3	Tim Biamont	WOSC	11.29
4	Kurt Hargett	WOSC	11.36
5	Curtis Brown	LIN	11.42
6	Mark Anderson	LIN	11.47
7	Jeff Wiltsey	WU	11.59
8	Les Taylor	WOSC	12.01

**WOMEN'S 100 METER DASH**

PLACE	NAME	SCHOOL	TIME
1	Sharon Wegener	WOSC	12.71
2	Alisa Thomas	WU	13.14
3	Stephanie Payne	WU	13.17
4	Kathy Kubik	LIN	13.26
5	Jill Cochran	SOSC	13.38
6	Mary Tepper	LIN	13.42
7	Erin Weeks	WU	13.59
8	Shereen Reaney	L&C	13.62

**MEN'S 200 METER DASH**

PLACE	NAME	SCHOOL	TIME
1	Mark Caine	L&C	22.18
2	David Searce	WU	22.71
3	Tim Biamont	WOSC	22.80
4	Mark Berry	SOSC	22.87
5	Mike Gilbert	NNC	23.10
6	Nate Borchert	EOSC	23.93

**WOMEN'S 200 METER DASH**

PLACE	NAME	SCHOOL	TIME
1	Sharon Wegener	WOSC	25.71
2	Kari Larsen	L&C	25.99
3	Nicole Perry	L&C	26.01
4	Marta Shields	GFC	26.43
5	Kathy Staat	SOSC	26.66
6	Stephanie Payne	WU	26.91
7	Alisa Thomas	WU	27.16
8	Kathy Kubik	LIN	27.39

**MEN'S 400 METER DASH**

PLACE	NAME	SCHOOL	TIME
1	Mike Gilbert	NNC	48.96
2	Tim Conley	GFC	49.91
3	David Searce	WU	50.15
4	Gareth Pooleon	WU	50.86
5	Frank VanDyke	WOSC	51.42
6	Tim Dorsey	SOSC	52.49
7	Greg Beery	L&C	52.98

**WOMEN'S 400 METER DASH**

PLACE	NAME	SCHOOL	TIME
1	Kari Larsen	L&C	57.56
2	Nicole Perry	L&C	57.75
3	Marta Shields	GFC	1:00.71
4	Kathy Staat	SOSC	1:01.45
6	Linda Brown	WU	1:01.47
6	Carole Jones	EOSC	1:03.14
7	Irene Jones	WU	1:03.24
8	Christine Gillette	EOSC	1:03.59

**MEN'S 800 METER RUN**

PLACE	NAME	SCHOOL	TIME
1	Wes Tilgner	WOSC	1:53.21
2	Steve Yeager	NNC	1:55.59
3	Rob MacGinnitie	WU	1:55.72
4	Aaron Harding	SOSC	1:56.62
5	Jack Catton	WU	1:57.78
6	Bob Harris	L&C	1:58.16
7	Bob Craig	SOSC	2:01.39

**WOMEN'S 800 METER RUN**

PLACE	NAME	SCHOOL	TIME
1	Brenda Thwaite	WOSC	2:18.89
2	Meg Finaly	L&C	2:19.36
3	Jeannine Lama	L&C	2:19.95
4	Julie Blum	WU	2:24.19
5	Meliane Springer	GFC	2:26.11
6	Sandy Loop	WOSC	2:28.64
7	Jana Zellmer	NNC	2:29.41



NAIA DISTRICT II TRACK/FIELD CHAMPIONSHIPS OFFICAL RESULTS

**MEN'S 1500 METER RUN**

PLACE	NAME	SCHOOL	TIME
1	Wes Tilgner	WOSC	3:56.13
2	Ron Ares	L&C	4:00.71
3	Bob Craig	SOSC	4:01.56
4	Mike Appleton	EOSC	4:03.75
5	Brad Holbrook	SOSC	4:05.56
6	Mike Paddock	SOSC	4:05.99
7	Duke Ritenhouse	L&C	4:07.99
8	Jason Sele	WOSC	4:08.06
9	Jay Clark	NNC	4:13.94
10	Rob Wood	WOSC	4:22.70

**WOMEN'S 1500 METER RUN**

PLACE	NAME	SCHOOL	TIME
1	Kathryn O'Leary	WOSC	4:48.02
2	Julie Dimick	WOSC	4:51.6ht
3	Angela Thatcher	LIN	4:53.3ht
4	Melanie Leckenby	LIN	4:56.99
5	Kelli Cammack	WU	4:59.97
6	Sandy Loop	WOSC	5:05.74
7	Debra Dick	WOSC	5:07.1ht
8	Alica Tilzey	NNC	5:13.00

**MEN'S 3000 METER STEEPLECHASE**

PLACE	NAME	SCHOOL	TIME
1	Jason Sele	WOSC	9:25.49
2	Duke Ritenhouse	L&C	9:30.42
3	Mike Paddock	SOSC	9:35.85
4	Brad Holbrook	SOSC	9:49.44
5	John Oord	NNC	9:55.50
6	Ron Ares	L&C	9:59.29
7	Kevin Winfield	WOSC	10:02.04
8	Eric Hartmann	L&C	10:16.25

**WOMEN'S 3000 METER RUN**

PLACE	NAME	SCHOOL	TIME
1	Kathryn O'Leary	WOSC	10:41.74
2	Angela Thatcher	LIN	10:50.69
3	Nadine Price	LIN	11:04.06
4	Debra Dick	WOSC	11:10.8ht
5	Alica Tilzey	NNC	11:28.03
6	Michelle Lang	GFC	12:40.56

**MEN'S 5000 METER RUN**

PLACE	NAME	SCHOOL	TIME
1	Greg Miller	EOSC	15:15.76
2	Erick Landeen	WU	15:33.68
3	Kevin Wright	NNC	15:39.36
4	Dan Tow	LIN	15:47.11
5	Bob Julian	SOSC	15:48.66
6	David Jordan	WOSC	15:51.42
7	Brian Reick	WOSC	16:01.27
8	Joshua Sacon	SOSC	16:05.43
9	Brad Holbrook	SOSC	16:37.39
10	John Weisel	LIN	16:54.66

**WOMEN'S 5000 METER RUN**

PLACE	NAME	SCHOOL	TIME
1	Kristin Peterson	WU	18:51.23
2	Nadine Price	LIN	19:06.46
3	Angela Thatcher	LIN	19:12.77
4	Melanie Leckenby	LIN	19:18.32
5	Teresa Beeman	LIN	19:25.48
6	Julie Dimick	WOSC	19:27.32
7	Elaine Delsman	SOSC	19:40.48
8	Diane Peterson	GFC	21:37.62

**MEN'S 10,000 METER RUN**

PLACE	NAME	SCHOOL	TIME
1	Greg Miller	EOSC	32:13.67
2	Kevin Wright	NNC	33:12.73
3	Joshua Sacon	SOSC	33:40.90
4	John Weisel	LIN	34:46.12
5	Kevin Kelly	WU	35:04.17
6	Eric Jensen	EOSC	37:37.73

**WOMEN'S 10,000 METER RUN**

PLACE	NAME	SCHOOL	TIME
1	Elaine Delsman	SOSC	40:12.56
2	Chelly Tilzey	NNC	40:59.49
3	Teresa Beeman	LIN	41:20.16
4	Kali Haverstock	GFC	42:59.66

NAIA DISTRICT II TRACK/FIELD CHAMPIONSHIPS OFFICAL RESULTS

**MEN'S 10,000 METER WALK**

PLACE	NAME	SCHOOL	TIME
1	Randy Jacobs	WU	46:56.20
2	Troy O'Donnell	WU	53:12.94
3	Jeff Kilday	WU	53:53.9ht
4	Tom Mills	SOSC	57:49.64
5	Mitch Seal	EOSC	NT
6	Dave Jaconetti	WOSC	58:58.49

**WOMEN'S 800 MEDLEY RELAY**

PLACE	SCHOOL	TIME
1	L&C	1:48.66
2	SOSC	1:53.88
3	WOSC	1:54.59
4	LIN	1:55.28

**MEN'S 110 HIGH HURDLES**

PLACE	NAME	SCHOOL	TIME
1	Adolphus Onua	GFC	14.28
2	Tim Rupp	SOSC	14.94
3	Sam Lapray	WU	15.04
4	Scott Cummins	GFC	15.12
5	Darryl Stickers	WOSC	15.23
6	Dave Kelley	L&C	15.42
7	Dan Thomas	WU	15.55
8	Bob Cornes	WOSC	15.63

**WOMEN'S 100 METER HURDLES**

PLACE	NAME	SCHOOL	TIME
1	Shelly Woodside	LIN	15.56
2	Sharon Jensen	WOSC	15.75
3	Jill Cochran	SOSC	15.77
4	Lenny Wallace	SOSC	15.95
5	Val White	LIN	16.43
6	Lisa Lind	LIN	16.44
7	Liz Ardinger	L&C	16.61
8	Darcy Eastland	WOSC	17.03

**MEN'S 400 METER INTERMEDIATE HURDLES**

PLACE	NAME	SCHOOL	TIME
1	Bob DeVylidere	WU	53.76
2	Scott Cummins	GFC	56.03
3	Doug Rogers	LIN	56.04
4	Dan Thomas	WU	56.88
5	Jeff Wiltsey	WU	58.16
6	Shawn Steen	EOSC	58.67

**WOMEN'S 400 METER LOW HURDLES**

PLACE	NAME	SCHOOL	TIME
1	Sharon Jensen	WOSC	1:05.25
2	Kris Russell	SOSC	1:07.19
3	Val White	LIN	1:08.18
4	Mindy Brown	SOSC	1:11.35
5	Linda Henderson	WOSC	1:12.65
6	Liz Ardinger	L&C	1:17.1ht

**MEN'S MARATHON**

PLACE	NAME	SCHOOL	TIME
1	John Oord	NNC	2:45.30
2	Joe Alueta	SOSC	2:52.44
3	Eric Jensen	EOSC	2:54.56
4	Chris Duquette	WU	2:55.45
5	Mike Del Donno	WU	3:00.48
6	Jay Coleman	WU	3:06.34

**WOMEN'S MARTHON**

PLACE	NAME	SCHOOL	TIME
1	Elaine Delsman	SOSC	3:07.17
2	Kait Haverstock	GFC	3:51.07

NAIA DISTRICT II TRACK/FIELD CHAMPIONSHIP OFFICAL RESULTS

**MEN'S 400 METER RELAY**

PLACE	SCHOOL	TIME
1	GFC	43.39
2	WU	43.59
3	LIN	43.73
4	SOSC	44.00
5	L&C	44.13
6	NNC	44.79
7	EOSC	45.24

**WOMEN'S 400 METER RELAY**

PLACE	SCHOOL	TIME
1	L&C	49.99
2	WOSC	50.95
3	SOSC	51.09
4	LIN	51.66
5	EOSC	56.37
6	WU	56.74

**MEN'S 1600 METER RELAY**

PLACE	SCHOOL	TIME
1	WOSC	3:22.52
2	GFC	3:22.57
3	WU	3:22.72
4	SOSC	3:26.70
5	LIN	3:27.79
6	NNC	3:26.89
7	EOSC	3:36.7ht

**WOMEN'S 1600 METER RELAY**

PLACE	SCHOOL	TIME
1	L&C	4:00.10
2	WOSC	4:00.77
3	SOSC	4:11.57
4	WU	4:12.41
5	LIN	4:13.70
6	EOSC	4:24.29

**MEN'S DECATHLON**

PLACE	NAME	SCHOOL	POINTS
1	Mike Gilbert	NNC	6256
2	Shawn Steen	EOSC	5991
3	David Nickell	GFC	5972
4	Darryl Stickers	WOSC	5928
5	Kurt Hargett	WOSC	5855
6	Scott Healy	WILL	5691
7	Kevin Taylor	SOSC	5666
8	Dwight French	WOSC	5634
9	Bob Cornes	WOSC	5552
10	Dan Thomas	WU	5473
11	Brad Melendy	LIN	5263
12	Jim Block	EOSC	5107
13	Dale Huemoeller	NNC	4900
14	Tim Rupp	SOSC	4847
15	Clint McClellan	SOSC	4787

**WOMEN'S HEPTATHLON**

PLACE	NAME	SCHOOL	POINTS
1	Sharon Jensen	WOSC	4651
2	Shannon Gates	SOSC	4039
3	Shelly Woodside	LIN	3608
4	Carole Jones	EOSC	3565
5	Val White	LIN	3480
6	Lenore Wallace	SOSC	3387
7	Stacey Lee	LIN	3264
8	Dianne Plagge	WOSC	2779

**MEN'S DISCUS**

PLACE	NAME	SCHOOL	DISTANCE
1	Soren Sorenson	WOSC	161-4
2	Randy Settell	SOSC	155-3
3	Mike Watts	GFC	144-8
4	Doug Sommer	WU	143-9
5	Steve Curl	NNC	142-3
6	Dale Osborne	SOSC	142-1
7	Eric Cooley	WU	137-0
8	Tim Stashin	SOSC	132-6
9	Arnold Wardwell	SOSC	130-0
10	Matt Lydum	WOSC	120-6

**WOMEN'S DISCUS**

PLACE	NAME	SCHOOL	DISTANCE
1	Debbie Settell	SOSC	128-2
2	Johanna Williams	EOSC	126-0
3	Diana McDonald	WU	119-10
4	Michelle Tomlinsen	WOSC	115-8
5	Dixie McCadden	EOSC	109-8 1/2
6	Rhonda Hardaway	NNC	100-0
7	Patti Stacey	EOSC	93-9
8	Camen Garwick	NNC	93-4

NAIA DISTRICT II TRACK/FIELD CHAMPIONSHIPS OFFICAL RESULTS

**MEN'S HIGH JUMP**

PLACE	NAME	SCHOOL	HEIGHT
1	Shaun Granger	SOSC	6-6
2	Shawn Steen	EOSC	6-4
3	Steve Seymour	LIN	6-2
3	Dwight French	WOSC	6-2
5	Lance Hansen	LIN	6-2
6	Rob Kliewer	WU	6-0
7	Will Waddell	EOSC	6-0
7	Bob Cornes	WOSC	6-0

**WOMEN'S HIGH JUMP**

PLACE	NAME	SCHOOL	HEIGHT
1	Sue Woolsey	GFC	5-4
2	Lisa Lind	LIN	5-4
3	Sharon Jensen	WOSC	5-4
4	Kelly Lovejoy	WOSC	5-2
5	Amy Bolger	L&C	5-2
6	Dianna Plogge	WOSC	5-2
7	Kami Gee	WOSC	5-0
8	Stacey Lee	LIN	4-8
8	Chrissy Gillette	EOSC	4-8

**MEN'S JAVELIN**

PLACE	NAME	SCHOOL	DISTANCE
1	Jim Williams	WU	208-5
2	Mike County	SOSC	197-10
3	Doug Edwards	NNC	189-5
4	David Nickell	GFC	185-11
5	Mike Watts	GFC	184-2
6	John Weeks	LIN	182-11
7	Sean Coste	LIN	175-1
8	Mark Garvey	LIN	173-6
9	Doug Ladd	WOSC	169-4
10	Ken Rankin	EOSC	168-4
11	Jim Block	EOSC	161-3
12	David Mueller	GFC	142-6

**WOMEN'S JAVELIN**

PLACE	NAME	SCHOOL	DISTANCE
1	Shannon Gates	SOSC	155-5
2	Leslie Johnson	L&C	145-0
3	Kim Halter	LIN	140-8
4	Denise Fox	GFC	140-3 1/2
5	Heidi Buckmaster	WU	137-2
6	Kris Ettner	SOSC	133-4
7	Karen Carpenter	NNC	129-3
8	Kami Gee	WOSC	127-1
9	Kellie Osborn	WOSC	111-11
10	Katie Wambach	LIN	111-8 1/2

**MEN'S LONG JUMP**

PLACE	NAME	SCHOOL	DISTANCE
1	Gareth Pooleon	WU	23-6 3/4
2	PJ Coonrod	LIN	22-4
3	Kurt Hargett	WOSC	22-0 1/4
4	Gerry Clark	WOSC	22-0 1/4
5	Kevin Connors	WU	21-6
6	Will Waddell	EOSC	21-6
7	Russ Burke	SOSC	21-5 1/4
8	Todd Chandler	SOSC	21-2 1/2
9	Scott Noren	SOSC	20-4 3/4
10	Ken Ouellette	L&C	20-3 1/2
11	Dale Huemoeller	NNC	18-8 1/4

**WOMEN'S LONG JUMP**

PLACE	NAME	SCHOOL	DISTANCE
1	Sharon Jensen	WOSC	17-7 1/4
2	Shereen Reaney	L&C	17-2 3/4
3	Shelly Woodside	LIN	17-0
4	Lisa Lind	LIN	16-5
5	Lara Wright	WU	16-3 1/2
6	Alisa Thomas	WU	16-2 3/4
7	Val White	LIN	15-4 1/4
8	Carole Jones	EOSC	15-3
9	Karen Wilcox	WU	14-9 3/4



NAIA DISTRICT II TRACK/FIELD CHAMPIONSHIPS OFFICAL RESULTS

**MEN'S SHOT PUT**

PLACE	NAME	SCHOOL	DISTANCE
1	Randy Settell	SOSC	59-8 1/2
2	Kim Brown	WOSC	52-1
3	Arnold Wardwell	SOSC	51-11 1/2
4	Mike County	SOSC	50-8 1/2
5	Soren Sorenson	WOSC	48-11
6	David Collins	WU	48-2
7	Hank Wyborney	NNC	48-0
8	Dale Osborne	SOSC	47-6 1/2
9	Steve Curl	NNC	47-6 1/2
10	Todd Danko	WOSC	44-3

**WOMEN'S SHOT PUT**

PLACE	NAME	SCHOOL	DISTANCE
1	Johana Williams	EOSC	41-8 1/2
2	Paige Daugherty	L&C	40-0
3	Debie Settell	SOSC	39-11 1/2
4	Diana McDonald	WU	39-10
5	Dixie McCadden	EOSC	37-5 1/2
6	Patti Stacey	EOSC	35-9
7	Karen Carpenter	NNC	35-6 1/2
8	Susan Greenwood	LIN	35-1 1/2

**MEN'S TRIPLE JUMP**

PLACE	NAME	SCHOOL	DISTANCE
1	Kevin Connors	WU	46-4 1/2
2	John Prevedello	LIN	43-10 1/2
3	Kele Marsters	LIN	43-5
4	Dwight French	WOSC	43-3 1/4
5	Ken Ouellette	L&C	42-8 1/2
6	Shaun Granger	SOSC	42-5 3/4
7	Scott Noren	SOSC	42-4 1/2
8	Russell Burke	SOSC	41-10 3/4
9	Pat Leeper	GFC	40-1 1/4

**WOMEN'S TRIPLE JUMP**

PLACE	NAME	SCHOOL	DISTANCE
1	Lara Wright	WU	36-1 3/4
2	Shelly Woodside	LIN	35-7 3/4
3	Stacey Lee	LIN	34-11 1/4
4	Kami Gee	WOSC	33-4 3/4
5	Shannon Gates	SOSC	32-10 1/4
6	Krys Duncan	L&C	32-6 1/4
7	Amy Bolger	L&C	31-7

**MEN'S HAMMER THROW**

PLACE	NAME	SCHOOL	DISTANCE
1	Soren Sorenson	WOSC	172-8
2	David Collins	WU	161-3
3	Doug Deen	LIN	160-7'
4	Randy Settell	SOSC	155-7
5	Matt Lydum	WOSC	151-10
6	Mike Watts	GFC	150-6
7	Kyle Kobow	LIN	148-8
8	Dave Elkins	GFC	137-11
9	Dan Gorman	WOSC	132-9

**MEN'S POLE VAULT**

PLACE	NAME	SCHOOL	HEIGHT
1	Kevin Taylor	SOSC	15-0
2	Mike Gilbert	NNC	14-4
3	Jeff Fowler	WU	13-4
4	Mike Gile	WU	13-4
5	Dave Elkins	GFC	13-4
6	Jeff Houts	L&C	13-0
7	Rod Eakin	GFC	12-0

DISTRICT II TRACK/FIELD CHAMPIONSHIP **WOMEN'S** SCORESHEET

<b>EVENTS</b>	<b>EASTERN</b>	<b>GEORGE FOX</b>	<b>LEWIS&amp;CLARK</b>	<b>LINFIELD</b>	<b>NAZARENE</b>	<b>SOUTHERN</b>	<b>WESTERN</b>	<b>WILLAMETTE</b>
Marathon	0	8	0	0	0	10	0	0
Heptathlon	4	0	0	8	0	9	10	0
Discus Throw	10	0	0	0	1	10	4	6
Long Jump	0	0	8	10	0	0	10	3
800 Meter Medley Relau	0	0	10	4	0	8	6	0
10,000 Meter Run	0	4	0	6	8	10	0	0
High Jump	0	10	2	8	0	0	11	0
3000 Meter Run	0	1	0	14	2	0	14	0
Javelin Throw	0	4	8	6	0	11	0	2
Shotput	13	0	8	0	0	6	0	4
Triple Jump	0	0	1	14	0	2	4	10
400 Meter Relay	2	0	10	4	0	6	8	1
1500 Meter Run	0	0	0	10	0	0	19	2
100 Meter Hurdles	0	0	0	13	0	10	8	0
400 Meter Dash	1	6	18	0	0	4	0	2
100 Meter Dash	0	0	0	5	0	2	10	14
800 Meter Run	0	2	14	0	0	0	11	4
400 Meter Low Hurdles	0	0	1	6	0	12	12	0
200 Meter Dash	0	4	14	0	0	2	10	1
5000 Meter Run	0	0	0	20	0	0	1	10
1600 Meter Relay	1	0	10	2	0	6	8	4
<b>TOTAL POINTS</b>	<b>31</b>	<b>39</b>	<b>104</b>	<b>130</b>	<b>11</b>	<b>108</b>	<b>146</b>	<b>63</b>
<b>TEAM PLACE</b>	<b>7</b>	<b>6</b>	<b>4</b>	<b>2</b>	<b>8</b>	<b>3</b>	<b>1</b>	<b>5</b>



DISTRICT II TRACK/FIELD CHAMPIONSHIP MEN'S SCORESHEET

EVENTS	EASTERN	GEORGE FOX	LEWIS&CLARK	LINFIELD	NAZARENE	SOUTHERN	WESTERN	WILLAMETTE
Marathon	6	0	0	0	10	8	0	7
Decathlon	8	6	0	0	10	0	6	1
Hammer Throw	0	1	0	6	0	4	12	8
Discus Throw	0	6	0	0	2	9	10	4
Long Jump	1	0	0	8	0	0	10	12
10,000 Meter Run	11	0	0	4	8	6	0	2
High Jump	8	0	0	7	0	10	5	1
3000 Meter Steeplechase	0	0	9	0	2	10	10	0
Javelin Throw	0	6	0	1	6	8	0	10
Shotput	0	0	0	0	0	20	10	1
Pole Vault	0	2	1	0	8	10	0	10
Triple Jump	0	0	2	14	0	1	4	10
10,000 Meter Walk	2	0	0	0	0	4	1	24
400 Meter Relay	0	10	2	6	1	4	0	8
1500 Meter Run	4	0	8	0	0	9	10	0
110 High Hurdles	0	14	1	0	0	8	2	6
400 Meter Dash	0	8	0	0	10	1	2	10
100 Meter Dash	0	0	10	3	0	8	10	0
800 Meter Run	0	0	1	0	8	4	10	8
400 Intermediate Hurdles	1	8	0	6	0	0	0	16
200 Meter Dash	1	0	10	0	2	4	6	8
5000 Meter Run	10	0	0	4	6	2	1	8
1600 Meter Relay	0	8	0	2	1	4	10	6
<b>TOTAL POINTS</b>	52	69	44	61	74	134	119	160
<b>TEAM PLACE</b>	7	5	8	6	4	2	3	1

NAIA DISTRICT II TRAKC/FIELD CHAMPIONSHIPS OFFICAL RESULTS

**EVENTS**

Marathon  
 Decathlon  
 Heptathlon  
 Hammer Throw  
 Discus Throw  
 Long Jump  
 10,000 Meter Run  
**High Jump**  
 3000 Meter Steeplechase  
 3000 Meter Run  
 Javelin Throw  
 800 Meter Medley Relay  
 Shotput  
 Pole Vault  
 10,000 Meter Walk  
 Triple Jump  
 400 Meter Relay  
 1500 Meter Run  
**110 High Hurdles**  
 100 Meter Hurdles  
 400 Meter Dash  
 100 Meter Dash  
 800 Meter Run  
 400 Intermediate Hurdles  
 400 Meter Low Hurdles  
 200 Meter Dash  
 5000 Meter Run  
 1600 Meter Relay

**MEN'S CHAMPIONS**

John Oord (NNC)  
 Mike Gilbert (NNC)  
  
 Soren Sorenson (WOSC)  
 Soren Sorenson (WOSC)  
 Gareth Pooleon (WU)  
 Greg Miller (EOSC)  
 Shaun Granger (SOSC)  
 Jason Sele (WOSC)  
  
 Jim Williams (WU)  
  
 Randy Settell (SOSC)  
 Kevin Taylor (SOSC)  
 Randy Jacobs (WU)  
 Kevin Connors (WU)  
 George Fox College  
 Wes Tilgner (WOSC)  
**Adolphus Onua (GFC)**  
  
 Mike Gilbert (NNC)  
 Mark Caine (L&C)  
 Wes Tilgner (WOSC)  
 Bob Devyldere (WU)  
  
 Mark Caine (L&C)  
 Greg Miller (EOSC)  
 Western Oregon State

**WOMEN'S CHAMPIONS**

Elaine Delsman (SOSC)  
  
 Sharon Jensen (WOSC)  
  
 Debbie Settell (SOSC)  
 Sharon Jensen (WOSC)  
 Elaine Delsman (SOSC)  
**Sue Woolsey (GFC)**  
  
 Kathryn O'Leary (WOSC)  
 Shannon Gates (SOSC)  
 Lewis and Clark College  
 Johana Williams (EOSC)  
  
 Lara Wright (WU)  
 Lewis and Clark College  
 Kathryn O'Leary (WOSC)  
  
 Shelly Woodside (LIN)  
 Karl Larsen (L&C)  
 Sharon Wegener (WOSC)  
 Brenda Thwaite (WOSC)  
  
 Sharon Jensen (WOSC)  
 Sharon Wegener (WOSC)  
 Kristin Peterson (WU)  
 Lewis and Clark College

**Outstanding Athlete:**

Wes Tilgner (WOSC)

Sharon Jensen (WOSC)

**Team Champion:**

Willamette

Western Oregon

**Coach Of The Year:**

Charles Bowles (WU)

Don Spinas (WOSC)

No.	Name	School	100 Meters		Long Jump			Shot Put			High Jump			400 Meters		Total
			per.	score	per.	score	per.	score	per.	score	per.	score	per.	score		
	ROB BELL	WWU	12.0	<del>605</del>	5.51	18-1	<del>423</del> 1088	9.45	31-0	<del>453</del> 1541	1.68	5-6 1/4	<del>528</del> 2069	56.9	<del>519</del> 2588	17
	JERRY CLARK	WOSC	11.9	<del>624</del>	6.36	20-10 1/2	<del>666</del> 1290	8.95	29-4 1/2	<del>423</del> 1713	1.53	5-1/4	<del>411</del> 2124	55.3	<del>581</del> 2705	14
	BILLY FIELDS	Lbcc	12.6	<del>683</del>	6.43	21-11 1/4	<del>679</del> 1362	8.80	28-10 1/2	<del>414</del> 1776	1.78	5-9 3/4	<del>610</del> 2386	53.5	<del>655</del> 3041	6
	DWIGHT FRENCH	WOSC	11.9	<del>624</del>	5.90	19-4 1/4	<del>565</del> 1189	8.58	28-1 1/4	<del>401</del> 1590	1.88	6-2	<del>696</del> 2286	55.0	<del>593</del> 2879	7
	MIKE GILBERT	NNC	11.5	<del>703</del>	6.26	20-6 1/2	<del>644</del> 1347	10.26	33-8	<del>501</del> 1848	1.68	5-6 1/4	<del>528</del> 2376	50.0	<del>808</del> 3184	4
	JOHN HARRIS	WWU	12.2	<del>567</del>	5.39	17-8 1/4	<del>459</del> 1026	10.82	35-6	<del>535</del> 1561	1.78	5-9 3/4	<del>610</del> 2171	54.5	<del>613</del> 2784	12
	ANDY HOLTE	LANE	11.1	<del>786</del>	5.81	19-3/4	<del>546</del> 1332	10.03	32-11	<del>487</del> 1819	1.78	5-9 3/4	<del>610</del> 2429	51.1	<del>758</del> 3187	3
	LANCE LEHNE	LANE	12.0	<del>605</del>	5.40	17-8 1/2	<del>461</del> 1066	12.06	39-6 3/4	<del>610</del> 1676	1.86	6-1 1/4	<del>679</del> 2365	58.4	<del>464</del> 2829	9
	MIKE LEONESIO	UNA	11.5	<del>703</del>	6.37	20-10 1/2	<del>668</del> 1371	10.50	34-5 1/2	<del>516</del> 1887	1.73	5-8 1/4	<del>569</del> 2456	52.3	<del>706</del> 3162	5
	MIKE LEWELLING	CHEM	11.5	<del>703</del>	6.10	20-4	<del>608</del> 1311	9.40	30-10	<del>450</del> 1761	1.63	5-4 1/4	<del>488</del> 2249	56.0	<del>554</del> 2803	11
	CLINT MCCLELLAN	SOSC	12.2	<del>567</del>	5.08	16-8	<del>398</del> 965	11.99	39-4	<del>606</del> 1571	1.68	5-6 1/4	<del>528</del> 2099	54.9	<del>597</del> 2696	15
	DAVID NICKELL	GF	12.2	<del>567</del>	5.52	18-1 1/4	<del>485</del> 1052	10.50	34-5 1/2	<del>516</del> 1568	1.73	5-8 1/4	<del>569</del> 2137	56.7	<del>527</del> 2664	16
	GREG PHOENIX	SFU	11.7	<del>663</del>	5.84	19-2	<del>552</del> 1215	13.67	44-10 1/4	<del>708</del> 1923	1.88	6-2	<del>696</del> 2619	52.4	<del>701</del> 3320	1
	DARRYL STICKLES	WOSC	11.9	<del>624</del>	5.57	18-3 1/4	<del>496</del> 1120	10.83	35-6 1/2	<del>536</del> 1656	1.68	5-6 1/4	<del>528</del> 2184	<del>Withdrew</del>		
	KEVIN TAYLOR	SOSC	11.7	<del>663</del>	5.78	18-11 1/2	<del>540</del> 1203	9.50	31-2	<del>456</del> 1659	1.78	5-9 3/4	<del>610</del> 2269	58.9	<del>446</del> 2715	13
	DAN THOMAS	WU	11.8	<del>643</del>	5.57	18-1	<del>488</del> 1126	10.29	33-9 1/4	<del>503</del> 1629	1.73	5-8 1/4	<del>569</del> 2198	54.6	<del>609</del> 2807	10
	JESSE WITTE	SFU	11.3	<del>744</del>	6.06	19-10 1/2	<del>600</del> 1344	12.75	41-10	<del>652</del> 1996	1.73	5-8 1/4	<del>569</del> 2565	57.6	<del>736</del> 3301	2
	BRAD COOK	UNA	12.0	<del>605</del>	5.91	19-4 3/4	<del>567</del> 1172	10.05	32-11 3/4	<del>489</del> 1661	1.73	5-8 1/4	<del>569</del> 2230	53.9	<del>638</del> 2868	8

No. 1	Name	School	110m H. H.		Discus			Pole Vault			Javelin			1500 Meters		Total
			per.	score	per.	score	per.	score	per.	score	per.	score				
	ROB BELL	WWU 2588	17.6	540 3128	30.90 101	101	480 8608	3.35	11-0	444 4052	36.04	118-3	385 4437	5:26.1	416 4853	4853 15
	JERRY CLARK	WOSC 2709	21.3	239 2943	33.36	109-5	531 3474	2.89	9-5 1/4	331 3805	47.10	154-6	546 4951	5:22.0	440 4791	4791 16
	BILLY FIELDS	LBCC 3041	17.0	599 2640	28.55	93-8	439 4076	4.42	14-6	737 4813	42.42	139-2	477 5290	5:09.1	548 5833	5833 3
	DWIGHT FRENCH	WOSC 2874	17.2	579 3458	26.44	86-9	395 3873	2.59	8-6	262 4115	38.26	125-6	417 4532	4:51.9	607 5139	5139 14
	MIKE GILBERT	NNC 3184	17.2	579 3763	31.17	102-3	487 4250	4.24	13-11 1/4	691 4941	46.97	154-1	544 5485	4:36.2	705 6190	6190 1
	JOHN HARRIS	WWU 2784	17.0	599 3383	30.85	101-2	481 3964	3.20	10-6	406 4270	43.46	142-7	492 4762	4:41.5	671 5433	5433 6
	ANDY HOLTE	LANE 3187	16.6	641 3829	30.84	101-2	441 4309	nh	-	0 4789	42.66	139-11	477 4786	4:49.9	620 5406	5406 7
	LANCE LEHNE	LANE 2827	17.2	579 3408	40.54	133-0	688 4084	2.59	8-6	262 4346	45.26	148-6	574 4885	5:11.1	497 5362	5362 8
	MIKE LEONESIO	UNA 3162	16.2	684 3046	33-01	108-3	524 4370	2.45	8-1/2	231 4601	46.68	153-2	540 5141	4:58.8	566 5707	5707 5
	MIKE LEWELLING	CHEM 2803	18.5	455 3258	29.78	97-8 1/2	460 3718	3.65	11-11 1/4	522 4240	39.23	128-8	431 4671	5:05.8	528 5799	5799 13
	CLINT MCCLELLAN	SOSC 2676	17.8	520 3216	34.28	112-5	549 3765	nh	-	3765	36.89	121-0	397 4162	4:54.4	592 4754	4754 17
	DAVID NICKELI	GF 2664	17.7	530 3194	35.05	114-11	568 3758	3.50	11-5 1/4	482 4240	52.84	172-2	631 4871	5:16.4	470 5341	5341 9
	GREG PHOENIX	SFU 3320	16.4	662 3182	39.42	116-2	572 4554	nh	-	4554	50.48	165-7	536 5150	4:50.6	616 5766	5766 4
	KEVIN TAYLOR	SOSC 2715	16.8	620 3335	28.29	93-4 1/4	433 3768	4.26	13-11 1/2	691 4489	44.16	144-10	503 4962	5:42.0	343 5305	5305 10
	DAN THOMAS	WU 2807	15.9	717 3524	25.76	84-6 1/4	382 3906	2.89	9-5 1/4	331 4237	39.16	128-6	430 4167	4:54.9	590 5257	5257 11
	JESSE WITTE	SFU 3301	16.6	641 3942	38.26	125-6	629 4571	3.50	11-5 1/4	482 5053	40.62	132-3	451 5504	4:40.6	677 6181	6181 2
	BRAD COOK	UNA 2868	19.0	412 3280	31.95	104-9	563 3783	2.45	8-1/2	231 4014	46.42	152-3	536 4550	4:37.8	694 5244	5244 12

1987 NAIA District 2 Decathlon/Heptathlon  
 April 20-21, Southern Oregon State College

Decathlon	100m 110mH	L.J. Dis.	S.P. P.V.	H.J. Jav.	400m 1500m	Total
Mike Gilbert (NNC)	11.4/723	6.00/587/1310 19-8 1/4	10.19/497/1807 33-5 1/4	1.82/644/2451 5-11 1/2	49.2/845/3296	2nd.
	17.0/599/3895	31.04/485/4380 101-10	4.26/691/5071 13-11 3/4	46.79/541/5612 153-6	4:45.8/644/6256	1st.
Shawn Steen (EOSC)	11.8/643	6.32/657/1300 20-9	10.26/501/1801 33-8	2.00/803/2604 6-6 3/4	52.4/701/3305	1st.
	15.7/740/4045	27.84/422/4467 91-4	3.23/413/4880 10-7	39.25/431/5311 128-9	4:40.1/680/5991	2nd.
David Nickell (GF)	11.9/624	6.20/630/1254 20-4 1/4	12.72/650/1904 41-8 3/4	1.79/619/2523 5-10 1/2	55.7/565/3088	6th. place
	17.1/589/3677	35.20/568/4245 115-6	3.65/522/4767 12-0	50.66/598/5365 166-2	4:52.0/607/5972	3rd.
Darryl Stickles (WOSC)	11.7/663	5.22/425/1088 17-1 1/2	11.88/599/1687 36-11 3/4	1.76/593/2280 5-9 1/4	53.3/663/2943	10th.
	15.6/751/3694	31.92/502/4196 104-9	3.85/576/4772 12-7 1/2	45.51/522/5294 149-3	4:47.5/634/5928	4th.
Kurt Hargett (EOSC)	11.8/800	6.28/648/1456 20-7 1/4	10.25/501/1957 33-7 1/2	1.76/593/2550 5-9 1/4	51.5/741/3291	3rd.
	16.6/641/3932	23.82/344/4256 78-1 3/4	3.33/439/4715 10-11	45.53/523/5238 149-4	4:50.3/617/5855	5th.
Scott Healy (Wil)	11.6/683	5.87/559/1242 19-3	8.92/421/1663 29-3 1/4	1.94/749/2412 6-4 1/4	54.6/609/3021	7th.
	18.2/483/3504	28.68/439/3943 94-1	3.75/549/4492 12-3 1/2	48.37/564/5056 158-8	4:47.3/635/5691	6th.
Kevin Taylor (SOSC)	11.8/643	5.53/487/1130 18-1 1/4	10.04/488/1618 32-11 1/2	1.79/619/2237 5-10 1/2	55.9/558/2795	13th.
	15.5/762/3557	29.72/459/4016 97-6	4.56/778/4794 14-11 1/2	41.63/466/5260 136-6	5:28.6/406/5666	7th.
Dwight French (WOSC)	11.7/663	6.19/628/1291 20-3 3/4	9.17/436/1727 30-1	1.88/696/2423 6-2	53.2/667/3090	5th.
	16.5/652/3742	25.26/372/4114 82-10	2.69/284/4398 8-9 3/4	50.08/590/4988 164-4	4:45.5/646/5634	8th.
Bob Cornes (WOSC)	11.5/703	6.28/648/1351 20-7 1/4	9.22/439/1790 30-3	1.88/696/2486 6-2	54.5/613/3099	4th.
	15.4/774/3873	27.08/407/4280 88-10	3.03/364/4644 9-11 3/4	34.14/358/5002 112-0	5:01.7/550/5552	9th.
Dan Thomas (Wil)	11.7/663	5.65/512/1175 18-6 1/2	10.02/487/1662 32-10 1/2	1.73/569/2231 5-8	53.1/671/2902	11th.
	15.9/717/3619	27.58/417/4036 90-6	2.80/309/4345 9-2 1/4	37.72/409/4754 123-9	4:34.0/719/5473	10th.

Brad Melendy (Lin)	11.7/663	5.94/574/1237	8.84/416/1653	1.76/593/2246	52.1/714/2960	9th.
		19-5 3/4	29-0	5-9 1/4		
	16.8/620/3580	27.20/410/3990	2.69/284/4274	37.10/400/4674	4:55.0/589/5263	11th.
		89-3	8-9 3/4	121-9		
Jim Block (EOC)	11.9/624	5.36/453/1077	11.80/594/1671	1.70/544/2215	56.5/535/2750	15th.
		17-7	38-8 3/4	5-7		
	19.7/354/3104	28.96/444/3548	3.75/549/4097	52.92/632/4729	5:34.4/378/5107	12th.
		95-0	12-3 1/2	173-7		
Dale Huemoeller (NOC)	11.9/624	5.62/506/1130	8.67/406/1536	1.79/619/2155	54.4/617/2772	14th.
		18-5 1/4	28-5 1/2	5-10 1/2		
	17.2/579/3351	26.90/404/3755	2.49/240/3995	40.54/450/4445	5:19.1/455/4900	13th.
		88-3	8-2	133-0		
Tim Rupp (SOSC)	11.3/744	5.57/496/1240	7.99/366/1606	1.73/569/2175	53.3/663/2838	12th.
		18-3 1/4	26-2 3/4	5-8		
	15.4/774/3612	18.58/246/3858	2.69/284/4142	29.16/287/4429	5:26.3/418/4847	14th.
		60-11 1/2	8-9 3/4	95-8		
Clint McClellan (SOSC)	11.9/624	5.64/510/1134	13.11/674/1808	1.70/544/2352	54.2/626/2978	8th.
		18-6	43-1/4	5-7		
	18.9/420/3398	nm/0/3398	3.23/413/3811	34.20/359/4170	4:50.2/617/4787	15th.
			10-7	112-2		
Rod Eakin (GF)	20.6/0	withdrew				

NAIA District 2 meet score after two events (marathon, decathlon):

Northwest Nazarene 20, EOCS 14, SOSC 8, Willamette 8, WOSC 6, Linfield 0, Lewis & Clark 0

GR 6



1987 NAIA District Heptathlon  
 April 20-21, Southern Oregon State College

Heptathlon	100HH L.J.	H.J. Jav.	S.P. 800m	200m Total	
Sharon Jensen (WOSC)	15.4/759	1.65/795/1554 5-5	9.56/501/2055 31-4 1/2	26.2/759/2814	1st. place(day 1)
	5.26/631/3445 17-3	28.52/449/3894 93-7	2:25.0/757/4651	(New District Record)	1st. place(10 pts.)
Shannon Gates (SOSC)	17.0/570	1.50/621/1191 4-11	9.53/499/1690 31-3 1/4	27.6/643/2333	2nd. place(day 1)
	4.64/464/2797 15-2 3/4	45.26/768/3565 148-6	2:49.0/474/4039		2nd. place(8 pts.)
Shelly Woodside (Lin)	19.8/299	1.38/491/790 4-6 1/4	9.16/475/1265 30-3/4	26.9/700/1965	7th. place(day 1)
	5.11/589/2554 16-9 1/4	24.98/382/2936 81-11 1/2	2:33.9/645/3608		3rd. place(6 pts.)
Carole Jones (EOSC)	18.5/415	1.44/555/970 4-8 3/4	9.12/472/1442 29-11 1/4	27.7/636/2078	4th. place(day 1)
	4.82/511/2589 15-9 3/4	22.55/336/2925 73-11 3/4	2:34.3/640/3565		4th. place(4 pts.)
Val White (Lin)	16.6/615	1.44/555/1170 4-8 3/4	6.14/280/1450 20-1 3/4	28.3/589/2039	5th. place(day 1)
	4.59/451/2490 15-3/4	23.50/354/2844 77-1 1/4	2:34.6/636/3480		5th. place(2 pts.)
Lenore Wallace (SOSC)	15.5/746	1.32/429/1175 4-4	7.46/365/1540 24-5 3/4	28.0/612/2152	3rd. place(day 1)
	4.10/333/2485 13-5 1/4	21.66/320/2805 71-3/4	2:39.2/582/3387		6th. place(1 pt.)
Stacey Lee (Lin)	18.0/464	1.47/588/1052 4-9 3/4	8.02/401/1453 26-3 3/4	28.4/581/2034	6th. place(day 1)
	4.27/371/2405 14-0	18.61/263/2668 61-3/4	2:38.0/596/3264		7th. place
Dianne Plagge (WOSC)	20.4/251	1.62/759/1010 5-3 3/4	7.91/394/1404 25-11 1/2	31.0/399/1803	8th. place(day 1)
	3.97/301/2104 13-1/4	17.70/246/2350 58-1	2:53.4/429/2779		8th. place

NAIA District 2 meet score after two events (marathon, heptathlon):

SOSC 19, WOSC 10, Linfield 8, George Fox 8, EOSC 4

OREGON SMALL COLLEGE RELAYS

Date: Saturday, March 14, 1987

Site: Willamette University

Women's Shot Put (no teams)

1. McDonald, WU, 37-8½ 2. Tomlinson, WOSC, 33-10¼ 3. Buhler, UP, 31-6 4. Doyle, UP, 31-3½.

Women's High Hurdles

1. Jensen, WOSC, 16.0 2. Wardell, PSU, 17.5 3. Eastland, WOSC, 18.1 4. Ardinger, LCC, 18.3 5. Kerns, LCC, 19.9 6. Henderson, WOSC, 21.4. WOSC team, 55.5

Men's Long Jump

1. Willamette 60-10½ Pooleon, 21-4¼, Connors, 19-10 3/4, Colleran, 19-7½  
Others: Clark, WOSC, 20-4½, French, WOSC, 19-11, Doherty, PSU, 18-9¼, Ouellette, LCC, 21-2.

Men's High Hurdles

Willamette 46.8 Lapray, 15.4, Thomas, 15.7, Devyldere, 15.7  
George Fox 47.3 Onua, 15.2, Cummins, 15.4, Eakin, 16.7

Others: Uhrich, UP, 16.7, Stickles, WOSC, 15.7, Cornes, WOSC, 15.8, Young, PSU, 16.4, Hodl, LC, 17.3, Grossnicklaus, LC, 17.9, Kelley, LCC, 16.5

Hammer

1. Western Oregon 442-7 Sorensen, 161-9, Moore, 141-10, Lydum, 139-0  
2. Linfield 418-5 Kobow, 155-3, Dean, 146-5, Truax, 116-9  
3. Willamette 384-10 Collins, 140-4, Sommer, 135-1, Williams, 109-5  
Other: Watts, GFC, 148-10

Women's Discus

McDonald, WU, 124-8, Tomlinson, WOSC, 95-5½

Men's Shot Put

1. Western Oregon ~~134-5½~~ <sup>134-5½</sup> Sorenson, ~~47-4½~~ <sup>47-4½</sup>, Danko, 44-3½, Gorman, 42-9½  
2. Willamette 129-9½ Collins, 47-10½, Cooley, 41-5 3/4, Pykkonen, 38-2½  
3. Linfield 117-5½ Weaks, 38-9 3/4, Kobow, 39-8½, Truax, 37-11  
Others: Majeskey, LCC, 35-½, Snider, LCC, 34-3 3/4, Boyer, PSU, 41-1½, Lydum, PSU, 43-6½, Watts, GFC, 43-½.

Men's 4x1600 Relay

1. U of Portland 18:14.4 Ruona, Cross, Bursell, Muller  
2. Western Oregon 18:25.2 Reick, Jordan, Guza, Sele  
3. Linfield 18:57.6 Voyles, Weisel, Frost, Tow  
4. Lewis & Clark 19:42.0 Crandall, Abbruzzese, Blakemore, Gonzalez

Women's 4x1600 Relay

1. Western Oregon 21:26.6 J. O'Leary, K. O'Leary, Dimick, Loop  
2. U of Portland 21:36.7 Thorne, Mullin, Howard, Hillenkamp

Men's 4x100 Relay

1. Willamette 43.2 Willie, Reese, Scarce, Connors  
2. Lewis & Clark 43.7 Ouellette, Beery, Kelley, Caine  
3. Linfield 44.2 Melendy, Anderson, Fey, Brown  
4. George Fox 44.3 Mueller, Cummins, Eakin, Onua  
5. Portland St. 44.8 Cropp, Howell, Doherty, Young  
6. Western Oregon 45.4 Hargett, Cornes, Biamont, Ussery

Women's 4x100 Relay

1. Western Oregon	50.6	Jensen, Eastland, Wright, Wegener
2. Lewis & Clark	51.2	Ardinger, Bolger, Larsen, Perry
3. Willamette	52.3	Wright, Payne, Brown, Blum

Women's Long Jump

Jensen, WOSC, 17-3/4, Wright, WU, 16-3 3/4, Bolger, LCC, 15-3/4, Dunkan, LCC, 14-3 1/2.

Women's Distance Medley

1. Portland State	12:27.3	Wardell, Siler, McNerney, Myra
2. Willamette	13:00.1	Blum, Boren, Cammack, Peterson
3. Western Oregon	13:30.0	Thwaite, Dimick, Bullis, Dick
4. George Fox	13:44.3	Shields, Springer, Lang, Petersen

Women's Javelin

1. Western Oregon	348-4	Osborn, 120-3, Gee, 113-2, Jensen, 114-11
2. Willamette	309-3	Buckmaster, 137-9, McDonald, 92-11, Lauman, 78-7
3. George Fox	298-0	Fox, 137-3, Springer, 81-4, Woosley, 79-5

Others: Benson, PSU, 143-3, Johnson, LCC, 118-6.

Men's Javelin

1. Linfield	518-11	Weeks, 180-8, Coste, 173-6, Garvey, 164-9
2. Willamette	495-2	Williams, 210-10, Healy, 150-2, Thomas, 134-2
3. George Fox	482-5	Watts, 173-5, Nickel, 166-3, Mueller, 142-9

Others: Newberry, PSU, 185-0, Snider, LCC, 137-10.

Men's Distance Medley

1. Western Oregon	10:33.0	Wood, Sele, Tilgner, Schrock
2. Willamette	10:37.3	Devylde, Catton, Winn, Landeen
3. Lewis & Clark	10:40.3	Harris, Hartmann, Ritenhouse, Ares
4. Portland State	10:46.3	Kempthorn, Cantwell, Colburn, Howell
5. U of Portland	10:55.6	Holme, Beatty, Suchosky, Yearian
6. Linfield	11:19.0	Fey, Stanton, Carleson, Jacobson

Pole Vault

Willamette	36-6	Gile, 12-6, Rugroden, 12-0, Nebert, 12-0
------------	------	--

Others: Stickles, WOSC, 12-0, Eakin, GFC, 14-0, Nicholls, GFC, 11-0.

Women's Sprint Medley

1. Western Oregon	1:54.4	Henderson, Eastland, Wegener, Wright
2. Willamette	1:56.6	Wright, Payne, Brown, Thomas

Men's Sprint Medley

1. Willamette	1:37.1	King, Officer, Reese, Willie
2. Linfield	1:38.4	Grossnicklaus, Ewing, Brown, Melendy
3. U of Portland	1:39.3	Uhrich, Beatty, Cooney, Fasulo
4. Western Oregon	1:41.1	Clark, Jacobs, Coblens, Watkins

Men's Discus

1. Willamette	410-11 1/2	Sommer, 141-8, Pykkonen, 131-6, Cooley, 128-9 1/2
2. Western Oregon	394-11	Sorenson, 147-10, Danko, 126-4 1/2, Lydum, 120-8 1/2
3. Linfield	349-6 1/2	Weeks, 124-8 1/2, Prestianni, 112-9, Truax, 112-1

Others: Kessi, UP, 121-7, Boyer, PSU, 140-10, Watts, GFC, 142-5 1/2, Nicholes, GFC, 115-2.

Women's 4x800 Relay

1. Western Oregon 9:58.6 Loop, Thwaite, J. O'Leary, K. O'Leary  
 2. U of Portland 10:06.1 Howard, Rigutto, Thorne, Mullin

Men's High Jump

1. U of Portland 19-1 Howe, 6-7, McDowell, 6-4, Navonti, 6-2  
 2. Linfield 17-3 Melandy, 6-0, Hansen, 5-9, Tinnell, 5-6  
 Others: French, WOSC, 6-0, Cornes, WOSC, 5-9, Doherty, PSU, 6-0, Kliewer, WU, 6-0, Connors, WU, 5-9.

Women's High Jump

U of Portland 14-8 Doyle, 5-4, Buhler, 4-10, Whittig, 4-6  
 Others: Plaugge, WOSC, 4-10, Bolger, LCC, 5-2, Duncan, LCC, 4-3, Woolsey, GFC, 4-8,

Men's 4x800 Relay

1. Western Oregon 7:51.8 Wood, Esse, McNealy, Tilgner  
 2. U of Portland 7:54.0 Thompson, Holmes, Muller, Miller  
 3. Lewis & Clark 8:20.4 Crandall, Ares, Hartmann, Ritenhouse  
 4. Linfield 8:32.0 Voyles, Stanton, Tow, Frost

Men's 4x200 Relay

1. Willamette 1:34.1 Thomas, Collieran, Lapray, Mespelt  
 2. Linfield 1:39.9 Brown, Fey, Ewing, Hodl

Women's 5000

1. Mortenson, LC, 19:51.1 2. Lang, GFC, 20:34.2 3. Bristow, LC, 20:54.2.

Men's 5000

1. Cross, UP, 15:05.3 2. Nault, UP, 15:52.8 3. Kamadoli, WU, 15:59.9 4. Kelly, WU, 16:00.2 5. Patershall, PSU, 16:22.8 6. Carleson, LC, 17:02.4 7. Graham, GFC, 17:25.1.

Women's Mile Relay

1. Lewis & Clark 4:02.4 Lama, Finaly, Larsen, Perry  
 2. Western Oregon 4:03.7 Jensen, Thwaite, Wegener, Wright  
 3. Willamette 4:14.6 Brown, Boren, Cammack, Blum  
4. George Fox 4:20.0 Woolsey, Haworth, Shields, Springer  
 5. Portland State 4:21.6 Wardell, Myra, Austin, Siler

Men's Mile Relay

1. Willamette 3:24.9 Mespelt, Connors, Pooleon, Scarce  
2. George Fox 3:29.1 Mueller, Eakin, Cummins, Swigart  
 3. Western Oregon 3:29.1 Biamont, Sele, Esse, McNeely  
 4. Linfield 3:30.0 Melandy, Anderson, Fey, Grossnicklaus  
 5. Lewis & Clark 3:36.1 Caine, Rittenhouse, Gonzales, Ares  
 6. U of Portland 3:36.7 Fasulo, Cooney, Urich, Beatty