

1988

1988 Statistics

George Fox University Archives

Follow this and additional works at: https://digitalcommons.georgefox.edu/athletics_mentrack

Recommended Citation

George Fox University Archives, "1988 Statistics" (1988). *Men's Track and Field*. 55.
https://digitalcommons.georgefox.edu/athletics_mentrack/55

This Statistics is brought to you for free and open access by the George Fox University Athletics at Digital Commons @ George Fox University. It has been accepted for inclusion in Men's Track and Field by an authorized administrator of Digital Commons @ George Fox University. For more information, please contact arolfe@georgefox.edu.



GEORGE FOX COLLEGE TRACK & FIELD

SOME STANDARDS AND STATISTICAL COMPARISON INFORMATION WOMEN

EVENT	GFC ALL-TIME #5	GFC ALL-TIME #10	6th PLACE DIST. '87	8th NAIA FINALS '87	87 NCCAA CHAMPION	87 DIST STANDARD
100	12.6	13.2	13.42	12.32	12.26	13.2
200	25.6	26.7	26.91	25.37	25.39	27.2
400	61.2	61.8	63.14	59.06	57.40	64.2
800	2:23.4	2:49.5	2:28.64	2:19.66	2:17.02	2:23.1
1500	5:18.9	5:27.0(9th)	5:05.74	4:45.60	4:49.24	5:00.0
3000	11:59.4	12:13.4(7th)	12:40.56	10:46.65	10:26.09	11:00.0
5000			19:27.32	17:39.2	17:55.44	19:12.3
10000			42:59.66(4th)	37:37.76	37:41.45	43:57.8
HH	17.2	19.8(8th)	16.44	14.95	14.87	17.3
IH	70.2	77.8	77.1	63.35	64.84	73.3
HJ	4-10		5-2	5-6.5	5-4	4-11
LJ	16-1	14-6	16-2.75	18-9.25	17-5	15-10
TJ			32-6.25	37-7.25	34-6	30-10
SP	35-11.5	26-5.5	35-9	41-7	42-2	35-0
DISC	104-11	92-11.5	100-0	139-11.75	123-3	112-9
JAV	111-5	85-9.25	133-4	140-5	122-0	118-9
HEPTATHLON			3387	4503	---	---
MARATHON			3:51:07(2nd)	3:28:59.99	---	---
4 x 4				3:59.8	3:57.88	---

DISTRICT STANDARDS MUST BE MET ONCE PRIOR TO THE DISTRICT MEET.



GEORGE FOX COLLEGE TRACK & FIELD

SOME STANDARDS AND STATISTICAL COMPARISON INFORMATION MEN

EVENT	GFC ALL-TIME #5	GFC ALL-TIME #10	6th PLACE DIST. '87	8th NAIA FINALS '87	87 NCCAA CHAMPION	87 DIST. STANDARD
100	10.8	11.0	11.47	10.84	10.98	11.3
200	22.1	22.6	23.93	22.22	21.34	22.9
400	49.3	50.1	52.49	50.23	47.78	50.6
800	1:54.6	1:56.1	1:58.16	1:52.09	1:54.92	1:58.3
1500	3:56.19	4:01.0	4:05.99	3:49.59	3:52.06	4:03.0
5000	14:53.3	15:29.4	15:51.42	14:46.30	14:58.69	15:23.8
10000	31:57.0	32:37.4	37:37.73	(short)	31:33.52	33:00.3
HH	14.7	15.6	15.42	14.88	14.97	16.0
IH	55.0	58.0	58.67	53.86	53.10	57.3
STEEPLE	9:26.8	9:38.9	9:59.29	9:19.27	9:22.82	9:52.9
HJ	6-6	6-3	6-0	6-9.75	6-8	6-1
PV	14-0	12-6	13-0	14-11	15-0	13-0
LJ	22-0	21-5	21-6	24-6.25	23-0.75	21-5
TJ	45-3	43-9	42-5.75	48-4.25	44-6	42-8
SP	45-10	42-5	48-2	49-11	50-8	46-8
DISC	151-0	135-0	142-1	158-8	151-10	140-1
JAV	138-10	178-5	182-11	194-7	200-0	172-6
HAMMER	110-0	147-0	150-6	163-10	143-4	145-5
4 x 4				3:18.0	3:18.87	---
10K WALK			58:58.49	52:12.30	---	---
MARATHON	2:37:26	2:57	3:06:34	2:43:50.62	---	---
DECATHLON				6410	---	---

District Standards must be met prior to the District Meet, once

GEORGE FOX COLLEGE

TRACK AND FIELD

1988 MEN'S ROSTER

ATHLETE	100	200	400	800	1500	5000	10,000	HJ	IH	HJ	PV	LJ	TJ	SP	DISC	JAV
336 Brown, Scott Fr. Portland Madison	11.4	23.9	51.4	2:12	4:34.5	16:58 (xc)		15.9 (hs)	40.9 (hs)	6-0	13-1	19-7	40-1	(HS-DECATH-5524)		
94 Conley, Tim So. Lake Oswego, OR		22.4	49.7	2:00												
237 Godfrey, Vance Fr. Independence, OR			54.5	2:16	4:50	17:59 (xc)								(WALKER)		
392 Hagen, Tim So. Newberg, OR										7-0						
206 Hall, Patrick Fr. Seattle Christian			53.0	2:01.5	4:22	16:05 (xc)										
193 Howard, Aaron Fr. Roseburg, OR				1:58.9	4:02.6	15:13 (xc)										
Hyatt, Tim Jr. Grants Pass, OR	10.9	22.6										21-7				
368 Irish, Aaron Fr. Albany, OR			56.0	2:15												
187 Miller, Jeremy Fr. McCall, ID		23.5	50.0r										19-7			
341 Mock, Larry Jr. Newberg, OR							33:08							(MARATHON 2:37:52)		
185 Mueller, David Sr. Camas, WA	10.8	22.2	50.2r										20-1			173-7
143 Nagle, Tony Fr. Post Falls, ID	10.7	22.3											20-7			
81 Nickell, David So. Stayton, OR	11.9		55.7		4:46			17.1		5-10	12-0	20-4		41-9	123-3	190-6
249 O'Neil, Rich Jr. Tillamook, OR	11.9	24.6	56.0													
33 Schmeltzer, Joel Fr. Scappoose, OR														50-10 (hs)	149-10 (hs)	
182 Swigart, Randy Sr. Sweet Home, OR			51.6r	1:56.9	4:09.2											
89 Swingle, Rich Fr. Phoenix, OR					4:18	15:54 (xc)										
283 Tilzey, Vanni Fr. Mampa, ID			56.1	2:01	4:08	16:00 (xc)										


1988 WOMEN'S ROSTER	100	200	400	800	1500	3000	5000	HJ	IH	HJ		LJ	TJ	SP	DISC	JAV
312 Ayers, Alyson Fr. Portland Christian														30-0	85-11	120-10
18 Carlson, Denise Fr. West Linn, OR	12.3	26.3														
228 Coston, Tiffani Fr. West Linn, OR	13.0	27.1						16.2	47.6 (hs)							
88 Fox, Denise Jr. Portland Madison														36-0		149-7
392 Lang, Kelli Jr. Florence, OR	12.5	27.3						16.0	65.7					35-7		
258 Lang, Michelle So. Westport, WA						11:32	20:03 (xc)									
101 Lesperance, Kristin Fr. Tigard, OR				2:27		19:40 (xc)		16.4	49.0 (hs)	5-0						
285 Payne, Elaine Fr. Cave Jctn, OR								17.4	52.8 (hs)							
304 Potts, Kristin Fr. Wichita, KS					5:00.1	10:42	18:38 (xc)									
301 Roden, Angela Fr. LaGrande, OR	12.4	25.4	57.8													
372 Shields, Marta So. Eugene, OR	12.0	26.2	60.0													
149 Springer, Melanie So. Albany, OR			61.8	2:21.6	5:12.9	11:27 (xc)	19:34 (xc)									
45 Wigley, Kim Fr. Rogue River, OR										4-10						
345 Wilson, Danielle Fr. Florence, OR														39-2	129-7	101-0

INDIVIDUAL HONORS

WPN — Hagen (1986 State Champ)
Conley (1987 NAIA Dist. Runner-up, 400)
Tilzey (Idaho State Champ 3200, 1987,
Runner-up 3200, 1986, 1600, 1987)
Howard (National NAIA XC Qualifier, 1987)

WOMEN

Fox (4th state javelin 1984, 5th-1985
2 time national qualifier, 9th-1987)
K. Lang (3rd state LH-1985, STATE RECORD 4 x 1, 1984-85)
Potts (State Runner-up 3200-1987)(Nat'l XC - 1987)
Koden (6th State 200-1986, 3rd 4 x 1-1986, 6th-1985)
Wilson (State Runner-up diacus-1985 & 87, 5th-shot-198:



***DISTRICT II
HEPTATHLON/DECATHLON
CHAMPIONSHIPS***

***APRIL 18-19
MONMOUTH, OREGON***

1988 NAIA DISTRICT II DECATHLON/HEPTATHLON CHAMPIONSHIPS
April 18-19, 1988, McArthur Sports Field, Monmouth, Oregon

Official decathlon/heptathlon results provided by the Western
Oregon State College ATHLETIC MEDIA RELATIONS OFFICE.

DECATHLON RESULTS (Final)

<u>Athlete/Institution</u>	<u>100 Meters</u>	<u>Long Jump</u>	<u>Shot Put</u>	<u>High Jump</u>	<u>400 Meters</u>	<u>1ST DAY TOTAL</u>
David Nickell/George Fox <i>SOPH</i>	11.8/643	6.11/610/1253 20'0 1/4"	12.29/624/1877 40'4"	1.72/560/2437 5'7 3/4"	54.2/626/3063	5 — 3063
	<u>110 Meter HH</u>	<u>Discus</u>	<u>Pole Vault</u>	<u>Javelin</u>	<u>1500 Meters</u>	<u>FINAL TOTAL</u>
	17.0/599/3662	37.48/614/4276 122'11"	3.83/570/4846 12'6 3/4"	61.10/754/5600 200'5"	4:48.8/626/6226	1 — 6226

<u>Athlete/Institution</u>	<u>100 Meters</u>	<u>Long Jump</u>	<u>Shot Put</u>	<u>High Jump</u>	<u>400 Meters</u>	<u>1ST DAY TOTAL</u>
Clint McClellan/Southern Oregon. <i>SR</i>	11.7/663	6.0/587/1250 19'8"	12.02/608/1858 39'5 1/4"	1.78/610/2468 5'10"	53.5/655/3123	3 — 3123
	<u>110 Meter HH</u>	<u>Discus</u>	<u>Pole Vault</u>	<u>Javelin</u>	<u>1500 Meters</u>	<u>FINAL TOTAL</u>
	17.1/589/3712	38.66/637/4349 126'10"	3.33/439/4788 10'11 1/4"	43.22/489/5277 141'9"	4:38.5/690/5967	2 — 5967

<u>Athlete/Institution</u>	<u>100 Meters</u>	<u>Long Jump</u>	<u>Shot Put</u>	<u>High Jump</u>	<u>400 Meters</u>	<u>1ST DAY TOTAL</u>
Dan Thomas/Willamette <i>SR</i>	11.5/703	6.05/597/1300 19'10"	10.50/516/1816 34'5 1/2"	1.78/610/2426 5'10"	52.1/714/3140	3 — 3140
	<u>110 Meter HH</u>	<u>Discus</u>	<u>Pole Vault</u>	<u>Javelin</u>	<u>1500 Meters</u>	<u>FINAL TOTAL</u>
	15.5/762/3902	29.94/385/4287 98'2 3/4"	3.03/364/4651 9'11 3/4"	39.64/437/5088 130'1"	4:30.7/740/5828	3 — 5828

<u>Athlete/Institution</u>	<u>100 Meters</u>	<u>Long Jump</u>	<u>Shot Put</u>	<u>High Jump</u>	<u>400 Meters</u>	<u>1ST DAY TOTAL</u>
Will Maddell/Eastern Oregon <i>SR</i>	11.6/683	6.27/646/1329 20'6 3/4"	11.08/551/1880 36'4 1/2"	1.90/714/2594 6'2 3/4"	55.1/589/3183	2 — 3183
	<u>110 Meter HH</u>	<u>Discus</u>	<u>Pole Vault</u>	<u>Javelin</u>	<u>1500 Meters</u>	<u>FINAL TOTAL</u>
	16.6/641/3824	30.90/482/4306 101'4"	2.93/340/4646 9'7 1/2"	43.00/486/5132 141'1"	5:12.0/493/5625	4 — 5625

<u>Athlete/Institution</u>	<u>100 Meters</u>	<u>Long Jump</u>	<u>Shot Put</u>	<u>High Jump</u>	<u>400 Meters</u>	<u>1ST DAY TOTAL</u>
Brad Melendy/Linfield <i>SOPH</i>	11.9/624	5.86/556/1180 19'2 1/2"	8.19/378/1558 26'10 1/2"	1.81/636/2194 5'11 1/4"	51.6/736/2930	7 — 2930
	<u>110 Meter HH</u>	<u>Discus</u>	<u>Pole Vault</u>	<u>Javelin</u>	<u>1500 Meters</u>	<u>FINAL TOTAL</u>
	16.9/610/3540	29.20/449/3989 95'9 3/4"	3.03/364/4353 9'11 3/4"	44.36/520/4873 148'10"	4:43.2/660/5533	5 — 5533

<u>Athlete/Institution</u>	<u>100 Meters</u>	<u>Long Jump</u>	<u>Shot Put</u>	<u>High Jump</u>	<u>400 Meters</u>	<u>1ST DAY TOTAL</u>
Scott Brown/George Fox <i>FROSH</i>	11.6/683	6.06/600/1283 19'10 1/2"	7.33/327/1610 24'0 3/4"	1.78/610/2220 5'10"	52.4/701/2921	8 — 2921
	<u>110 Meter HH</u>	<u>Discus</u>	<u>Pole Vault</u>	<u>Javelin</u>	<u>1500 Meters</u>	<u>FINAL TOTAL</u>
	16.8/620/3541	24.10/350/3891 79'0 3/4"	3.43/464/4355 11'3"	29.52/292/4647 96'10 1/4"	4:25.4/775/5422	6 — 5422

Chris Nash/Linfield	<u>100 Meters</u>	<u>Long Jump</u>	<u>Shot Put</u>	<u>High Jump</u>	<u>400 Meters</u>	<u>1ST DAY TOTAL</u>
<i>FROSH</i>	11.4/723	6.28/648/1371	10.24/500/1871	1.57/441/2312	51.8/727/3039	6 — 3039
		20'7 1/4"	33'7 1/4"	5'1 3/4"		
	<u>110 Meter HH</u>	<u>Discus</u>	<u>Pole Vault</u>	<u>Javelin</u>	<u>1500 Meters</u>	<u>FINAL TOTAL</u>
	17.6/540/3579	31.56/495/4074	2.93/340/4414	38.82/425/4839	5:03.1/542/5381	7 — 5381
		103'6"	9'7 1/2"	127'4"		

Rod Eakin/Eastern Oregon	<u>100 Meters</u>	<u>Long Jump</u>	<u>Shot Put</u>	<u>High Jump</u>	<u>400 Meters</u>	<u>1ST DAY TOTAL</u>
<i>SO PH</i>	11.9/624	5.51/483/1110	9.21/438/1548	1.60/464/2012	53.2/667/2679	11 — 2679
		18'1 1/4"	30'2 3/4"	5'3"		
	<u>110 Meter HH</u>	<u>Discus</u>	<u>Pole Vault</u>	<u>Javelin</u>	<u>1500 Meters</u>	<u>FINAL TOTAL</u>
	17.0/599/3278	27.00/406/3684	4.13/654/4338	33.58/350/4688	4:52.4/604/5292	8 — 5292
		88'7"	13'6 1/2"	110'2"		

Olaf Holm/Western Oregon	<u>100 Meters</u>	<u>Long Jump</u>	<u>Shot Put</u>	<u>High Jump</u>	<u>400 Meters</u>	<u>1ST DAY TOTAL</u>
<i>SO PH</i>	11.7/663	5.94/574/1237	10.34/506/1743	1.54/419/2162	52.9/680/2842	9 — 2842
		19'6"	33'11 1/4"	5'0 1/2"		
	<u>110 Meter HH</u>	<u>Discus</u>	<u>Pole Vault</u>	<u>Javelin</u>	<u>1500 Meters</u>	<u>FINAL TOTAL</u>
	22.5/165/3007	30.40/472/3479	4.13/654/4133	37.76/410/4543	4:51.7/608/5151	9 — 5151
		99'9"	13'6 1/2"	123'11"		

Glen Coblens/Western Oregon	<u>100 Meters</u>	<u>Long Jump</u>	<u>Shot Put</u>	<u>High Jump</u>	<u>400 Meters</u>	<u>1ST DAY TOTAL</u>
<i>JR</i>	11.6/683	5.72/527/1210	10.26/501/1711	1.45/352/2063	53.7/646/2709	10 — 2709
		18'9"	33'8"	4'9"		
	<u>110 Meter HH</u>	<u>Discus</u>	<u>Pole Vault</u>	<u>Javelin</u>	<u>1500 Meters</u>	<u>FINAL TOTAL</u>
	18.7/438/3147	26.50/396/3543	3.03/364/3907	41.48/464/4371	5:00.0/560/4931	10 — 4931
		86'11 1/4"	9'11 1/4"	136'1"		

Andy Peitsch/Western Oregon	<u>100 Meters</u>	<u>Long Jump</u>	<u>Shot Put</u>	<u>High Jump</u>	<u>400 Meters</u>	<u>1ST DAY TOTAL</u>
<i>FROSH</i>	11.6/683	5.54/490/1173	8.08/371/1544	1.60/464/2008	54.1/630/2638	12 — 2638
		17'10 1/2"	26'6 1/4"	5'3"		
	<u>110 Meter HH</u>	<u>Discus</u>	<u>Pole Vault</u>	<u>Javelin</u>	<u>1500 Meters</u>	<u>FINAL TOTAL</u>
	16.9/610/3248	23.94/347/3595	3.33/439/4034	28.96/285/4319	4:57.9/572/4891	11 — 4891
		78'6 1/2"	10'11 3/4"	95'0 1/4"		

Steve Barstow/NW Nazarene	<u>100 Meters</u>	<u>Long Jump</u>	<u>Shot Put</u>	<u>High Jump</u>	<u>400 Meters</u>	<u>1ST DAY TOTAL</u>
<i>SR</i>	12.5/513	5.41/463/976	8.98/425/1401	1.51/396/1797	55.8/562/2359	13 — 2359
		17'9"	29'5 1/2"	4'11 1/2"		
	<u>110 Meter HH</u>	<u>Discus</u>	<u>Pole Vault</u>	<u>Javelin</u>	<u>1500 Meters</u>	<u>FINAL TOTAL</u>
	18.8/429/2788	29.32/457/3239	3.03/364/3603	49.46/581/4184	4:47.2/636/4820	12 — 4820
		96'2 1/4"	9'11 1/4"	162'3"		

Bob Cornes/Western Oregon	<u>100 Meters</u>	<u>Long Jump</u>	<u>Shot Put</u>	<u>High Jump</u>	<u>400 Meters</u>	<u>1ST DAY TOTAL</u>
<i>SO PH</i>	11.3/744	6.99/811/1555	9.48/454/1999	1.96/767/2766	53.2/667/3433	1 — 3433
		22'11 1/2"	31'1 1/4"	6'5"		
	<u>110 Meter HH</u>	<u>Discus</u>	<u>Pole Vault</u>	<u>Javelin</u>	<u>1500 Meters</u>	<u>FINAL TOTAL</u>
	15.2/797/4230	DNC/0/4230	2.73/293/4523	Injured — did not finish		DNF
			8'11 1/2"			

HEPTATHLON RESULTS (Final)

Melanie Byrne/Southern Oregon ... <i>Soph</i>	<u>110 Meter HH</u> 15.1/797	<u>High Jump</u> 1.75/916/1713 5'8 3/4"	<u>Shot Put</u> 10.19/542/2255 33'5"	<u>200 Meters</u> 26.4/742/2997	<u>1ST DAY TOTAL</u> 1 — 2997
	<u>Long Jump</u> 5.15/601/3598 16'10 3/4"	<u>Javelin</u> 31.28/501/4099 102'7"	<u>800 Meters</u> 2:34.5/638/4737		<u>FINAL TOTAL</u> 1 — 4737
Shannon Gates/Southern Oregon <i>SR</i>	<u>110 Meter HH</u> 15.7/722	<u>High Jump</u> 1.51/632/1355 4'11 1/2"	<u>Shot Put</u> 11.08/600/1955 36'4 1/2"	<u>200 Meters</u> 26.3/751/2706	<u>1ST DAY TOTAL</u> 2 — 2706
	<u>Long Jump</u> 4.58/448/4154 15'0 1/4"	<u>Javelin</u> 45.84/780/3934 150'5"	<u>800 Meters</u> 2:34.7/		<u>FINAL TOTAL</u> 2 — 4569
Sharon Jensen/Western Oregon <i>SR</i>	<u>110 Meter HH</u> 15.7/722	<u>High Jump</u> 1.51/632/1355 4'10 1/2"	<u>Shot Put</u> 8.56/436/1791 30'1 1/2"	<u>200 Meters</u> 26.8/708/2499	<u>1ST DAY TOTAL</u> 5 — 2499
	<u>Long Jump</u> 5.02/565/3064 16'5 3/4"	<u>Javelin</u> 31.64/508/3577 103'10"	<u>800 Meters</u> 2:19.5/830/4402		<u>FINAL TOTAL</u> 3 — 4402
Talia Hackney/Eastern Oregon <i>Soph</i>	<u>110 Meter HH</u> 15.6/734	<u>High Jump</u> 1.48/599/1333 4'10 1/2"	<u>Shot Put</u> 9.19/477/1810 30'1 1/2"	<u>200 Meters</u> 25.9/785/2595	<u>1ST DAY TOTAL</u> 3 — 2595
	<u>Long Jump</u> 4.83/514/3109 15'10 1/4"	<u>Javelin</u> 27.52/430/3539 90'3 1/2"	<u>800 Meters</u> 2:17.5/858/4397		<u>FINAL TOTAL</u> 4 — 4397
Lisa Lind/Linfield <i>Jr</i>	<u>110 Meter HH</u> 15.7/722	<u>High Jump</u> 1.63/771/1493 5'4 1/2"	<u>Shot Put</u> 7.76/384/1877 25'5"	<u>200 Meters</u> 27.6/643/2520	<u>1ST DAY TOTAL</u> 4 — 2520
	<u>Long Jump</u> 4.60/454/2974 15'1 1/4"	<u>Javelin</u> 21.60/319/3293 70'10 1/2"	<u>800 Meters</u> 2:35.0/632/3925		<u>FINAL TOTAL</u> 5 — 3925
Suzanne Allen/Willamette <i>Frosh</i>	<u>110 Meter HH</u> 17.6/505	<u>High Jump</u> 1.42/534/1039 4'7 3/4"	<u>Shot Put</u> 7.35/357/1396 24'1"	<u>200 Meters</u> 28.2/597/1993	<u>1ST DAY TOTAL</u> 7 — 1993
	<u>Long Jump</u> 4.72/465/2478 15'5 3/4"	<u>Javelin</u> 30.32/483/2961 99'5 3/4"	<u>800 Meters</u> 2:46.4/502/3463		<u>FINAL TOTAL</u> 6 — 3463

Kelli Lang/George Fox	<u>110 Meter HH</u> 16.8/592	<u>High Jump</u> 1.29/399/991 4'2 3/4"	<u>Shot Put</u> 9.77/514/1505 32'0 1/2"	<u>200 Meters</u> 27.5/651/2156	<u>1ST DAY TOTAL</u> 6 — 2156
<i>JP</i>	<u>Long Jump</u> 4.20/355/2511 13'9 1/2"	<u>Javelin</u> 16.06/216/2727 52'8 1/4"	<u>800 Meters</u> 2:38.0/596/3323		<u>FINAL TOTAL</u> 7 — 3323

Kristin Lesperance/George Fox	<u>110 Meter HH</u> 18.5/415	<u>High Jump</u> 1.42/534/949 4'7 3/4"	<u>Shot Put</u> 6.63/311/1260 21'9"	<u>200 Meters</u> 30.0/465/1725	<u>1ST DAY TOTAL</u> 8 — 1725
<i>Reosh</i>	<u>Long Jump</u> 3.96/299/2024 13'0"	<u>Javelin</u> 18.86/268/2292 61'10 1/2"	<u>800 Meters</u> 2:38.6/589/2882		<u>FINAL TOTAL</u> 8 — 2881

Carole Henggeler/NW Nazarene	<u>110 Meter HH</u> 18.2/444	<u>High Jump</u> DNC/0/444	<u>Shot Put</u> 9.38/489/933 30'9"	<u>200 Meters</u> 28.5/574/1507	<u>1ST DAY TOTAL</u> 9 — 1507
<i>SOPH</i>	<u>Long Jump</u> 4.26/369/1876 13'11 3/4"	<u>Javelin</u> 21.88/324/2200 71'9 1/2"	<u>800 Meters</u> 2:40.2/571/2771		<u>FINAL TOTAL</u> 9 — 2771

Final Results

Women's Division

NAIA National Outdoor
Track & Field Championships
Azusa, California

May 26, 27 & 28, 1988

NAIA NATL OUTDOOR T & F

AZUSA, CALIFORNIA

MAY 26, 1988

***** WOMEN ***** SCORING AFTER 21 EVENTS

AFFILIATION

POINTS

Prairie View A&M TX	93
Wayland Baptist TX	82
Simon Fraser CAN	67
Azusa Pacific CA	52
Missouri Baptist	37
Puget Sound WA	29
Pacific Lutheran WA	28
Western State CO	28
Southern Oregon State	24
Wisconsin-Parkside	25
Emporia State KS	21
Whitworth WA	21
Hillsdale MI	20.5
Concordia NE	18
Manchester IN	18
Arkansas Pine Bluff	16
Northwestern College IA	16
Adams State CO	15
Doane NE	15
Pittsburg State KS	15
Western Washington	15
Fresno Pacific CA	15
Midland Lutheran NE	14
Saginaw Valley State MI	13
Western Oregon State	13
Point Loma Nazarene CA	12
Graceland IA	10
Moorhead State MN	10
Malone OH	9
Winona State MN	9
Wisconsin-Milwaukee	9
Eastern Oregon State	6
Bemidji State MN	5
Cedarville OH	5
Hastings NE	5
Belmont TN	4
Linfield OR	4
West Virginia State	4
Bethel KS	3.5
Kearney State NE	3
Findlay OH	2
George Fox OR	2
Taylor IN	2
North Florida	1
Northern State SD	1
Wayne State NE	1

NAIA NATL OUTDOOR T & F
100 METER HURDLES

AZUSA, CALIFORNIA
Division: WOMEN

MAY 26, 1988
EVENT # 25

ENTRANT # NAME GR AFFILIATION MARK

FINAL RESULTS

963	Kimolyn Vanzant	Jr	Prairie View A&M TX	1	13.74
1164	Denise Williams	Sr	Wayland Baptist TX	2	13.93
1184	Dorothy Young	Jr	Missouri Baptist	3	13.98
1244	Jennifer Farough		Hillsdale MI	4	14.29
921	Terri Banks	Sp	Arkansas Pine Bluff	5	14.44
1263	Teri Van Wechel	Jr	Northwestern College IA	6	14.49
1100	Michelle Hollar	Sp	Taylor IN	7	14.59
1122	Shawndel Reddic	Sp	Point Loma Nazarene CA	8	15.04

NAIA NATL OUTDOOR T & F
100 METER

AZUSA, CALIFORNIA
Division: WOMEN

MAY 26, 1988
EVENT # 24

ENTRANT # NAME GR AFFILIATION PLACE MARK

FINAL RESULTS

942	Carol Bailey	Sp	Concordia NE	1	11.54	**
1155	Comfort Igeh	Sr	Wayland Baptist TX	2	11.80	*
1151	Marcia Brown	Sr	Wayland Baptist TX	3	11.85	*
1009	Ann Kiecker	Jr	Moorhead State MN	4	11.86	*
1150	Vickie Aoko	Jr	Wayland Baptist TX	5	11.90	*
957	Patti Harris	Jr	Prairie View A&M TX	6	11.99	*
953	Wanda Clay	Jr	Prairie View A&M TX	7	12.00	*
1290	Lori Ewing	Sr	Simon Fraser CAN	8	12.01	*

NAIA NATL OUTDOOR T & F
MARATHON

AZUSA, CALIFORNIA
Division: WOMEN

MAY 26, 1988
EVENT # 43

ENTRANT # NAME GR AFFILIATION MARK

FINAL RESULTS

1182	Miriam Otten	Sr	Missouri Baptist	1	3:00:46.4
1366	Virginia Falkowski	Sp	Southern Oregon State	2	3:03:48.5
1318	Becky Kreps	Sr	Manchester IN	3	3:06:13.1
1340	Kelly Opbroek	Sr	Hastings NE	4	3:07:16.8
1332	Tandy Olive	Jr	Pacific Lutheran WA	5	3:10:31.7
1361	Mary Griebel	Sr	Emporia State KS	6	3:10:44.3
1203	Jan Aubrey	Sr	Whitworth WA	7	3:14:02.7
927	Amy Baker	Jr	Doane NE	8	3:15:03.3
1120	Eva Lindblad	Fr	Point Loma Nazarene CA	9	3:21:09.8
967	Lisa Lucky	Jr	Austin TX	10	3:22:31.0
916	Carol Moore	Sr	Walsh OH	11	3:24:37.2
1140	Mary Veneziani	Sr	Central Washington	12	3:27:52.0
1050	Laura Finch	Jr	North Florida	13	3:28:24.1
1285	Teresa Durham	Sr	Harding AR	14	3:38:41.6
1097	Frankie Chaplin	Sr	High Point NC	15	3:47:04.9
1096	Kathy Stirling	Jr	Biola CA	16	3:53:18.7
918	Ava Jones	Sr	West Florida		DID NOT FINISH
917	Jackie Novak	Sr	Walsh OH		DID NOT FINISH
919	Shirley Pitts	Fr	West Florida		DID NOT FINISH

NAIA NATL OUTDOOR T & F
200 METER

AZUSA, CALIFORNIA
Division: WOMEN

MAY 26, 1988
EVENT # 26

Records - NAIA MEN : NO MARK
NAIA WOMEN : 23.69
N/A : NO MARK
N/A : NO MARK

Comfort Igeh

Wayland Bapt. TX -86

ENTRANT #	NAME	GR	AFFILIATION	PLACE	MARK
-----------	------	----	-------------	-------	------

SEMI RESULTS SECTION # 1

1000	Airat Bakare	Sr	Azusa Pacific CA	1	23.77
1155	Comfort Igeh	Sr	Wayland Baptist TX	2	24.67
957	Patti Harris	Jr	Prairie View A&M TX	3	24.75
1150	Vickie Aoko	Jr	Wayland Baptist TX	4	24.86
977	Linda Johnson	Sp	Midland Lutheran NE	5	25.10
1070	Hollie Watson	Jr	Western Washington	6	25.78
1200	Selenia Smith	Sp	Central State OK	7	25.99

SEMI RESULTS SECTION # 2

942	Carol Bailey	Sp	Concordia NE	1	23.71
953	Wanda Clay	Jr	Prairie View A&M TX	2	24.21
1290	Lori Ewing	Sr	Simon Fraser CAN	3	24.43
1375	Sheron Wegener	Sr	Western Oregon State	4	24.69
939	Melva Breath	Fr	Sterling KS	5	25.47
971	Donna Porter	Sp	Goshen IN	6	25.82
1345	Clata Nosegbe	Fr	Southern New Orleans LA	7	25.86
1151	Marcia Brown	Sr	Wayland Baptist TX		SCRATCHED

NAIA NATL OUTDOOR T & F
200 METER

AZUSA, CALIFORNIA
Division: WOMEN

MAY 26, 1988
EVENT # 26

ENTRANT #	NAME	GR	AFFILIATION	MARK
-----------	------	----	-------------	------

WIND +.10

FINAL RESULTS

1000	Airat Bakare	Sr	Azusa Pacific CA	1	23.71
942	Carol Bailey	Sp	Concordia NE	2	23.76
953	Wanda Clay	Jr	Prairie View A&M TX	3	24.20
1290	Lori Ewing	Sr	Simon Fraser CAN	4	24.46
1375	Sheron Wegener	Sr	Western Oregon State	5	24.61
1155	Comfort Igeh	Sr	Wayland Baptist TX	6	24.65
957	Patti Harris	Jr	Prairie View A&M TX	7	24.85
1150	Vickie Aoko	Jr	Wayland Baptist TX	8	25.03

NAIA NATL OUTDOOR T & F
400 METER

AZUSA, CALIFORNIA
Division: WOMEN

MAY 26, 1988
EVENT # 27

ENTRANT # NAME GR AFFILIATION MARK

FINAL RESULTS

1000	Airat Bakare	Sr	Azusa Pacific CA	1	52.20
1161	Althea Thomas	Sr	Wayland Baptist TX	2	53.35
954	JoAnne Caraway	Fr	Prairie View A&M TX	3	54.26
1081	Jill Bigelow	Sp	Saginaw Valley State MI	4	55.86
1262	Paula Trnesdell	Sp	Northwestern College IA	5	56.62
1197	Monica Stevenson	Fr	Malone OH	6	56.69
1335	Sharon Wilson	Sp	Pacific Lutheran WA	7	56.84
959	Rhonda Lampkin	Fr	Prairie View A&M TX	8	57.80

NAIA NATL OUTDOOR T & F
800 METER

AZUSA, CALIFORNIA
Division: WOMEN

MAY 26, 1988
EVENT # 29

ENTRANT # NAME GR AFFILIATION MARK

FINAL RESULTS

1298	Chris Wagner	Jr	Simon Fraser CAN	1	2:07.10
1020	Lisa Fitzgerald	Jr	Western State CO	2	2:09.92
934	Kathy Waggoner	Jr	Doane NE	3	2:09.94
908	Katherine Lee	Fr	Puget Sound WA	4	2:11.08
1331	Minta Misley	Sr	Pacific Lutheran WA	5	2:11.15
1174	Kathy Burgdorf		Missouri Baptist	6	2:12.03
961	Celisa Shy	Jr	Prairie View A&M TX	7	2:14.27
962	Joan Simmons	Fr	Prairie View A&M TX	8	2:29.20

NAIA NATL OUTDOOR T & F
1600 METER RELAY

AZUSA, CALIFORNIA
Division: WOMEN

MAY 26, 1988
EVENT # 35

ENTRANT # NAME GR AFFILIATION MARK

FINAL RESULTS

1004	/1001,1002,999,1000		Azusa Pacific CA	1	3:43.77
	Jennifer Parker - Kim Cockrell - Kim Petway - Airat Bakare				
1300	/1294,1296,1298,1290		Simon Fraser CAN	2	3:45.03
	Alana Kripps - Leah Pells - Chris Wagner - Lori Ewing				
965	/959,954,958,960		Prairie View A&M TX	3	3:46.17
	Rhonda Lampkin - JoAnne Caraway - Tonya Jenkins - Mary Miller				
1265	/1262,1259,1263,1264		Northwestern College IA	4	3:46.70
	Paula Trnesdell - Janell Hulstein - Teri Van Wechel - Vonda Velgersdyk				
926	/924,925,922,921		Arkansas Pine Bluff	5	3:50.29
	Tammy Johnson - Pam Smith - Paulette Bell - Terri Banks				
1186	/1177,1179,1184,1178		Missouri Baptist	6	3:51.04
	Lorna Evans - Evelina James - Dorothy Young - Georgia Gibson				
1234	/Wisconsin-Parkside		Wisconsin-Parkside	7	3:54.04
1165	/Wayland Baptist		Wayland Baptist TX		DISQUALIFIED

NAIA NATL OUTDOOR T & F

AZUSA, CALIFORNIA

MAY 26, 1988

400 METER RELAY

Division: WOMEN

EVENT # 34

ENTRANT #	NAME	GR	AFFILIATION	MARK
-----------	------	----	-------------	------

FINAL RESULTS

965	/963,954,957,953		Prairie View A&M TX	1	45.76
	Kimolyn Vanzant - JoAnne Caraway - Patti Harris - Wanda Clay				
1165	/1155,1150,1151,1161		Wayland Baptist TX	2	46.05
	Comfort Igeh - Vickie Aoko - Marcia Brown - Althea Thomas				
926	/922,921,924,923		Arkansas Pine Bluff	3	47.21
	Paulette Bell - Terri Banks - Tammy Johnson - Liaquita Blount				
1234	/1219,1223,1220,1228		Wisconsin-Parkside	4	48.08
	Jacqueline Cotton - Tracy Karshna - Yolanda Finley - Becca Scott				
1015	/1013,1008,1012,1009		Moorhead State MN	5	48.20
	Cheryl Whitlow - Carmen Grensberg - Bonnie Steinbach - Ann Kiecker				
1115	/1109,1102,1111,1103		Wisconsin-Milwaukee	6	48.30
	Katherine Kemp - Letitia Beckett - Sheila Mosby - Catherine Davis				
1093	/1080,1084,1091,1081		Saginaw Valley State MI	7	48.34
	Sabrina Arnold - Mary Clement - Theresa Walgus - Jill Bigelow				
1199	/1189,1193,1197,1196		Malone OH	8	48.67
	Charla Jackson - Leslie Newport - Monica Stevenson - Tracie Stevenson				

NAIA NATL OUTDOOR T & F

AZUSA, CALIFORNIA

MAY 26, 1988

1500 METER

Division: WOMEN

EVENT # 30

ENTRANT #	NAME	GR	AFFILIATION	MARK
-----------	------	----	-------------	------

FINAL RESULTS

1296	Leah Pells	Sr	Simon Fraser CAN	1	4:19.32
1331	Minta Misley	Sr	Pacific Lutheran WA	2	4:25.47
1226	Michelle Marter-Rohl	Sr	Wisconsin-Parkside	3	4:26.91
1292	Sarah Howell	Fr	Simon Fraser CAN	4	4:31.03
906	Lisa Garnett	Jr	Puget Sound WA	5	4:33.16
1304	Selina Stanton	Fr	Western Oregon State	6	4:36.52
1291	Caroline Fraser	Sp	Simon Fraser CAN	7	4:40.08
1283	Cheryl Bednosky	Jr	Harding AR	8	4:41.11
1227	Nancy Marter	Jr	Wisconsin-Parkside	9	4:41.15
962	Joan Simmons	Fr	Prairie View A&M TX	10	4:48.81
961	Celisa Shy	Jr	Prairie View A&M TX	11	5:00.24
985	Stacia Larsen	Sp	Westmont CA	12	5:00.99

NAIA NATL OUTDOOR T & F

AZUSA, CALIFORNIA

MAY 26, 1988

400 HURDLES

Division: WOMEN

EVENT # 28

ENTRANT #	NAME	GR	AFFILIATION	MARK
-----------	------	----	-------------	------

FINAL RESULTS

1119	Susanne Johansson	Fr	Point Loma Nazarene CA	1	59.25
1205	Kari Jacobson	Sr	Whitworth WA	2	1:01.62
907	Mary Kusler	Jr	Puget Sound WA	3	1:02.10
900	Shelley Fratus	Sp	Cedarville OH	4	1:02.94
999	Kim Petway	Sp	Azusa Pacific CA	5	1:03.07
1105	Betty Fugate	Jr	Wisconsin-Milwaukee	6	1:03.15
1098	Julie Berlage	Sp	Findlay OH	7	1:03.39
1178	Georgia Gibson		Missouri Baptist	8	1:06.50

NAIA NATL OUTDOOR T & F

AZUSA, CALIFORNIA

MAY 26, 1988

SPRINT MEDLEY RELAY

Division: WOMEN

EVENT # 36

ENTRANT #	NAME	GR	AFFILIATION	MARK
-----------	------	----	-------------	------

FINAL RESULTS

1004	/998,1001,1002,1000		Azusa Pacific CA	1	1:41.69
Shannon Shaughnessy - Jennifer Parker - Kim Cockrell - Airt Bakare					
965	/963,957,953,954		Prairie View A&M TX	2	1:42.41
Kimolyn Vanzant - Patti Harris - Wanda Clay - JoAnne Caraway					
1165	/1155,1151,1150,1161		Wayland Baptist TX	3	1:42.82
Comfort Igeh - Marcia Brown - Vickie Aoko - Althea Thomas					
1300	/1294,1293,1290,1298		Simon Fraser CAN	4	1:43.67
Alana Kripps - Lana Jolly - Lori Ewing - Chris Wagner					
1186	/1177,1184,1178,1179		Missouri Baptist	5	1:44.81
Lorna Evans - Dorothy Young - Georgia Gibson - Evelina James					
1234	/1219,1223,1220,1228		Wisconsin-Parkside	6	1:45.54
Jacqueline Cotton - Tracy Karshna - Yolanda Finley - Becca Scott					
926	/922,921,924,923		Arkansas Pine Bluff	7	1:46.40
Paulette Bell - Terri Banks - Tammy Johnson - Liaquita Blount					
1093	/1080,1084,1091,1081		Saginaw Valley State MI	8	1:47.38
Sabrina Arnold - Mary Clement - Theresa Walgus - Jill Bigelow					

NAIA NATL OUTDOOR T & F

AZUSA, CALIFORNIA

MAY 26, 1988

HIGH JUMP

Division: WOMEN

EVENT # 38

ENTRANT #	NAME	GR	AFFILIATION	MARK
-----------	------	----	-------------	------

** Kelly Cox's mark broke Sybil Reddic's (TX Southern) record 1.79

FINAL RESULTS

1175	Kelly Cox	Jr	Missouri Baptist	1	1.8
931	Pam Ruge	Jr	Doane NE	2	1.74
1357	Trish Bahr	Sr	Emporia State KS	3	1.74
1187	Theresa Dyer	Fr	Malone OH	4	1.74
1249	Michelle Kowalski		Hillsdale MI	5	1.71
1350	Beverly Mayer	Sr	Bethel KS	5	1.71
1156	Kim Kayler	Sp	Wayland Baptist TX	7	1.71
1011	Jean McCoy	Sr	Moorhead State MN	8	1.71
1054	Leinesa Thompson	Jr	North Florida	9	1.68
1363	Melanie Byrne	Sp	Southern Oregon State	10	1.68
901	Lynn Strickland	Sp	Cedarville OH	11	1.65
1160	Denise Stegink	Sr	Wayland Baptist TX	12	1.65

NAIA NATL OUTDOOR T & F
5000 METER

AZUSA, CALIFORNIA
Division: WOMEN

MAY 26, 1988
EVENT # 32

ENTRANT # NAME GR AFFILIATION MARK

Watson's mark breaks Denise Falzone's (Adams State) mark of 16:49.36 (1986)

FINAL RESULTS

1063	Doris Watson	Jr	Adams State CO	1	16:47.38	*
1022	Lorie Moreno	Sr	Western State CO	2	16:47.45	*
1256	Gina Van Laar	Sr	Hillsdale MI	3	16:53.09	
1129	Tracey Keith	Sr	Pittsburg State KS	4	16:53.11	
1319	Meg McElroy	Sr	Manchester IN	5	17:05.89	
1326	Valerie Hilden	Sr	Pacific Lutheran WA	6	17:15.00	
976	Yvonne Hollmann	Sp	Midland Lutheran NE	7	17:16.29	
1325	Kelly Edgerton	Fr	Pacific Lutheran WA	8	17:33.21	
1297	Juliet Smith	Sr	Simon Fraser CAN	9	17:46.35	
1348	Steph Hengel	Jr	Northern State SD	10	17:53.40	
1062	Jane Reaves	Sr	Adams State CO	11	17:54.70	
1113	Ann Ward	Sp	Wisconsin-Milwaukee	12	18:05.18	
1347	Marlene Calmus	Sr	Northern State SD	13	18:05.36	
1281	Kathy Boone	Sr	Southwestern KS	14	18:11.45	
1025	Edie Vogt	Sp	Western State CO	15	18:13.26	
1068	Genevieve Pfueller	Sr	Western Washington	16	18:20.74	
1195	Marguerite Skello	Sr	Malone OH	17	18:25.04	
986	Michelle Lubinsky	Fr	Westmont CA	18	20:14.64	

=====

NAIA NATL OUTDOOR T & F
DISCUS

AZUSA, CALIFORNIA
Division: WOMEN

MAY 26, 1988
EVENT # 40

ENTRANT # NAME GR AFFILIATION MARK

FINAL RESULTS

1360	Lisa Farris	Jr	Emporia State KS	1	146-02.0	
995	Joey Classen	Jr	Azusa Pacific CA	2	144-10.0	
1376	Rachel Hamilton	Sr	Winona State MN	3	143-01.0	
1083	Sue Breternitz	Sp	Saginaw Valley State MI	4	142-08.0	
1261	Michelle Mason	Fr	Northwestern College IA	5	141-09.0	
1288	Cathy Belcher	Jr	Simon Fraser CAN	6	137-02.0	
1267	Johanna Everidge	Sp	Eastern Oregon State	7	135-04.0	
1153	Mary Francis	Sp	Wayland Baptist TX	8	133-00.0	

=====

NAIA NATL OUTDOOR T & F
10,000 METER

AZUSA, CALIFORNIA
Division: WOMEN

MAY 26, 1988
EVENT # 33

ENTRANT #	NAME	GR	AFFILIATION	MARK

FINAL RESULTS				
1022	Lorie Moreno	Sr	Western State CO	1 35:12.15
1319	Meg McElroy	Sr	Manchester IN	2 35:19.40
1256	Gina Van Laar	Sr	Hillsdale MI	3 35:23.47
1129	Tracey Keith	Sr	Pittsburg State KS	4 36:16.43
976	Yvonne Hollmann	Sp	Midland Lutheran NE	5 36:17.24
1315	Paula West	Jr	Kearney State NE	6 36:18.79
1016	Sheila Barrett	Sr	Western State CO	7 37:05.02
1347	Marlene Calmus	Sr	Northern State SD	8 37:11.81
1328	Joanne Maris	Jr	Pacific Lutheran WA	9 37:29.38
1099	Maria Newcomer	Jr	Findlay OH	10 37:29.68
1195	Marguerite Skello	Sr	Malone OH	11 37:47.75
1182	Miriam Otten	Sr	Missouri Baptist	12 38:12.50
1230	Ann Stokman	Fr	Wisconsin-Parkside	13 38:46.29
1281	Kathy Boone	Sr	Southwestern KS	14 39:08.22
1206	Melissa Johnson	Sr	Whitworth WA	15 40:02.08
1212	Chelly Tilzey	Sr	Northwest Nazarene ID	16 40:25.44
1344	Kristin Potts	Fr	George Fox OR	DID NOT FINISH

NAIA NATL OUTDOOR T & F
3000 METER

AZUSA, CALIFORNIA
Division: WOMEN

MAY 26, 1988
EVENT # 31

ENTRANT #	NAME	GR	AFFILIATION	MARK

*-Pells' mark breaks Ann Manning's (Portland) NAIA record of 9:34.69 (1986).				

FINAL RESULTS

1296	Leah Pells	Sr	Simon Fraser CAN	1 9:19.93 *
1226	Michelle Marter-Rohl	Sr	Wisconsin-Parkside	2 9:36.56
1066	Jennifer Eastman	Sr	Western Washington	3 9:38.76
1063	Doris Watson	Jr	Adams State CO	4 9:40.47
1326	Valerie Hilden	Sr	Pacific Lutheran WA	5 9:49.50
1305	Randi Tarusio	Sp	Western Oregon State	6 10:00.54
1325	Kelly Edgerton	Fr	Pacific Lutheran WA	7 10:03.90
1052	Jenny Lamoreux	Sr	North Florida	8 10:04.02
1289	Louise Embacher	Sp	Simon Fraser CAN	9 10:09.37
1026	Bonnie Weiskopf	Sp	Western State CO	10 10:12.28
1138	Mary Dowler	Jr	Rio Grande OH	11 10:12.78
1327	Gwen Hundley	Fr	Pacific Lutheran WA	12 10:38.62

NAIA NATL OUTDOOR T & F
JAVELIN

AZUSA, CALIFORNIA
Division: WOMEN

MAY 26, 1988
EVENT # 41

ENTRANT #	NAME	GR	AFFILIATION	PLACE	MARK

FINALS					

FINAL RESULTS					
911	Patricia Perry	Sr	Puget Sound WA	1	163-10.0
1295	Karen Murray	Sr	Simon Fraser CAN	2	160-09.0
1365	Kris Ettner	Jr	Southern Oregon State	3	156-00.0
1207	Barb Lashinski	Sp	Whitworth WA	4	154-05.0
1235	Kim Halter	Jr	Linfield OR	5	145-09.0
1065	Maureen Christman	Sr	Western Washington	6	144-07.0
1343	Denise Fox	Jr	George Fox OR	7	142-08.0
1064	Shelly Borovich	Sr	Western Washington	8	139-01.0

NAIA NATL OUTDOOR T & F

AZUSA, CALIFORNIA

MAY 26, 1988

SHOT PUT

Division: WOMEN

EVENT # 42

ENTRANT #	NAME	GR	AFFILIATION	MARK
-----------	------	----	-------------	------

FINAL RESULTS

1270	Nicole Munroe	Fr	Fresno Pacific CA	1 45-02.25
978	Connie Meyer	Fr	Midland Lutheran NE	2 45-00.5
956	Sharon Harrison	Sr	Prairie View A&M TX	3 44-10.25
1275	Patti Fitzgerald	Jr	Bemidji State MN	4 44-04.25
910	Amy O'Herin	Sp	Puget Sound WA	5 43-11.75
1376	Rachel Hamilton	Sr	Winona State MN	6 43-03.0
1132	Martha Schnackenberg	Fr	Pittsburg State KS	7 43-00.5
1154	Lorette Goodwin	Sp	Wayland Baptist TX	8 42-10.25

NAIA NATL OUTDOOR T & F

AZUSA, CALIFORNIA

MAY 26, 1988

LONG JUMP

Division: WOMEN

EVENT # 39

ENTRANT #	NAME	GR	AFFILIATION	MARK
-----------	------	----	-------------	------

FINAL RESULTS

1155	Comfort Igeh	Sr	Wayland Baptist TX	1 20-07.75
1164	Denise Williams	Sr	Wayland Baptist TX	2 20-03.5
963	Kimolyn Vanzant	Jr	Prairie View A&M TX	3 20-00.25
951	Raquel Andrews	Fr	Prairie View A&M TX	4 19-11.75
914	Carla Peters	Jr	Belmont TN	5 19-01.0
1103	Catherine Davis	Sp	Wisconsin-Milwaukee	6 18-11.0
957	Patti Harris	Jr	Prairie View A&M TX	7 18-02.75
1168	Tammi Miller	Sp	Wayne State NE	8 17-11.75

NAIA NATL OUTDOOR T & F

AZUSA, CALIFORNIA

MAY 26, 1988

TRIPLE JUMP

Division: WOMEN

EVENT # 37

ENTRANT #	NAME	GR	AFFILIATION	MARK
-----------	------	----	-------------	------

FINAL RESULTS

963	Kimolyn Vanzant	Jr	Prairie View A&M TX	1 40-05.5 w: +2.96
1164	Denise Williams	Sr	Wayland Baptist TX	2 39-09.75 w: +3.95
964	Chandra Williams	Fr	Prairie View A&M TX	3 39-08.5 w: +2.68
1064	Shelly Borovich	Sr	Western Washington	4 37-05.75 w: +0.81
1172	Regina Marshall	Fr	West Virginia State	5 37-03.75 w: +6.46
1134	Billie Jo Urban	Jr	Pittsburg State KS	6 37-01.0 w: +2.83
936	Wendi Simmons	Fr	Graceland IA	7 37-01.0 w: +1.96
951	Raquel Andrews	Fr	Prairie View A&M TX	8 36-07.5 w: +2.53

WOMEN'S HEPTATHLON RESULTS

<u>ATHLETE (SCHOOL)</u>	<u>100H</u>	<u>HJ</u>	<u>SHOT</u>	<u>200M</u>	<u>LJ</u>	<u>JAV</u>	<u>800M</u>	<u>TOTAL POINTS</u>
Melanie Byrne (Southern Oregon)	15.09 830	1.76* 1758	10.21 2301	26.65 3042	5.00 3601	34.48 4163	2:33.54 4812	4812
Wendi Simmons (Graceland)	15.05 835	1.55 1513	8.30 1932	25.52 2772	5.63 3510	29.90 3985	2:20.24 4805	4805
Kari Jacobson (Whitworth)	15.00 842	1.55 1520	10.00 2049	25.62 2880	5.00 3439	29.50 3906	2:15.94 4786	4786
Anna Butz (Fresno Pacific)	15.52 774	1.67 1592	11.88 2245	28.91 2806	4.85 3325	37.88 3952	2:27.14 4681	4681
Talia Hackney (Eastern Oregon)	15.55 770	1.52 1414	9.43 1906	25.35 2761	5.05 3334	27.42 3762	2:15.64 4646	4646
Sharon Jensen (Western Oregon)	15.77 743	1.61 1490	9.54 1989	26.42 2750	4.94 3293	30.24 3774	2:18.74 4615	4615
Jean Kolarik (Emporia State)	15.96 719	1.55 1397	9.95 1923	26.95 2639	5.18 3248	30.68 3737	2:21.14 4545	4545
Connie Navarro (Point Loma)	15.31 801	1.46 1378	10.70 1953	25.69 2777	4.83 3291	33.04 3825	2:33.14 4479	4479
Tonya Wesselowski (Bethany)	17.10 842	1.52 1520	10.45 1788	26.36 2554	4.59 3005	35.66 3589	2:36.74 4200	4200
Jennifer Proud (Chadron State)	15.30 802	1.43 1346	12.68# 2052	25.17+ 2923	WITHDREW			

* - Byrne's mark of 1.76 (5-9) sets NAIA heptathlon and stadium marks

- Proud's mark of 12.68 (41-7 1/4) breaks NAIA heptathlon record of Leslie Ryman (Walsh), 40-1 1/2.

+ - Proud's mark of 25.17 breaks NAIA heptathlon record of Edith Renfro (Prairie View A&M), 25.19.

Final Results

Men's Division

NAIA National Outdoor
Track & Field Championships
Azusa, California

May 26, 27 & 28, 1988

NAIA NATL OUTDOOR T & F

AZUSA, CALIFORNIA

MAY 26, 1988

***** MEN ***** SCORING AFTER 23 EVENTS

AFFILIATION

POINTS

Azusa Pacific CA	112
Prairie View A&M TX	63
Wayland Baptist TX	59
Adams State CO	57
Missouri Baptist	44
Southern Oregon State	27
Point Loma Nazarene CA	26
Central Washington	24
Western State CO	24
Wisconsin-Parkside	24
Henderson State AR	22
Central Arkansas	21
Harding AR	18
Pittsburg State KS	17
Arkansas Monticello	16
Whitworth WA	16
Quachita Baptist AR	15
Concordia NE	14
Tarleton State TX	14
Chadron State NE	13
High Point NC	13
North Florida	13
Oklahoma Christian	13
Saginaw Valley State MI	13
Hillsdale MI	12
Oklahoma Baptist	12
Southern Colorado	12
Emporia State KS	11
Linfield OR	11
Simon Fraser CAN	11
Biola CA	10
Jamestown ND	10
Western Washington	10
Hastings NE	9
Florida Memorial FL	8
Fort Hays State KS	6.5
Midland Lutheran NE	6
Southwestern KS	6
Anderson IN	5
Moorhead State MN	5
Pacific Lutheran WA	5
Westmont CA	5
Aquinas MI	4.5
California Lutheran	4
Doane NE	4
Glenville State WV	4
Southern Arkansas	4
Walsh OH	4
Franklin IN	3
Minot State ND	3
Northern State SD	3
Puget Sound WA	3
Sterling KS	3

Austin TX	2
Central State OK	2
George Fox OR	2
Northwestern College IA	2
Siena Heights MI	2
Southern New Orleans LA	2
Western Oregon State	2
Grand View IA	2
Cedarville OH	1
Dakota State SD	1
Wayne State NE	1
Winona State MN	1
West Florida	1
Howard Payne TX	1

NAIA NATL OUTDOOR T & F

AZUSA, CALIFORNIA

MAY 26, 1988

JAVELIN

Division: MEN

EVENT # 22

ENTRANT #	NAME	GR	AFFILIATION	MARK
-----------	------	----	-------------	------

FINAL RESULTS

417	Jon Claymore	Sr	Jamestown ND	1	206-07.0
341	Bob Campbell	Jr	Pittsburg State KS	2	204-11.0
636	Deron Dolfi	Jr	Chadron State NE	3	204-10.0
350	Jeff Shaw	Sr	Pittsburg State KS	4	198-11.0
163	Clint Gertenrich	Fr	Azusa Pacific CA	5	196-01.0
208	Brian Siefert	Sr	Franklin IN	6	194-07.0
638	Danny Moore	Jr	Chadron State NE	7	189-05.0
613	David Nickell	Sp	George Fox OR	8	188-01.0

NAIA NATL OUTDOOR T & F

AZUSA, CALIFORNIA

MAY 26, 1988

HAMMER

Division: MEN

EVENT # 21

ENTRANT #	NAME	GR	AFFILIATION	MARK
-----------	------	----	-------------	------

FINAL RESULTS

179	Steve Prokop	Sr	Azusa Pacific CA	1	214-03.0
371	Kyong Song	Sr	Point Loma Nazarene CA	2	185-11.0
367	James Payton	Sr	Point Loma Nazarene CA	3	182-02.0
209	Tim Jacobson	Sr	Whitworth WA	4	181-07.0
632	Ben Keith	Jr	Pacific Lutheran WA	5	176-04.0
198	Doug Dean	Sr	Linfield OR	6	172-08.0
667	Matt Lydum	Jr	Western Oregon State	7	172-04.0
166	Tommy Daniel	Sp	Azusa Pacific CA	8	172-00.0

NAIA NATL OUTDOOR T & F

AZUSA, CALIFORNIA

MAY 26, 1988

110 METER HURDLES

Division: MEN

EVENT # 2

ENTRANT #	NAME	GR	AFFILIATION	MARK
-----------	------	----	-------------	------

FINAL RESULTS

171	Anthony House	Sr	Azusa Pacific CA	1	13.98
160	Brian Arnold	Sr	Azusa Pacific CA	2	14.10
175	Ike Mbadugha	Jr	Azusa Pacific CA	3	14.11
270	Jon Haselhorst	Sp	Fort Hays State KS	4	14.30
457	Solomon Okundaye	Sp	Oklahoma Baptist	5	14.33
62	Tyrone Lewis	Sp	Minot State ND	6	14.60
219	Rodney Glenn	Sp	Central State OK		DID NOT FINISH
112	Oscar Woodberry	Sr	Oklahoma Christian		DISQUALIFIED

NAIA NATL OUTDOOR T & F

AZUSA, CALIFORNIA

MAY 26, 1988

100 METER

Division: MEN

EVENT # 1

ENTRANT #	NAME	GR	AFFILIATION	MARK
-----------	------	----	-------------	------

FINAL RESULTS

187	Oliver Daniels	Jr	Biola CA	1	10.43
255	Anthony Pierson		Missouri Baptist	2	10.48
623	Omar Whitfield	Sp	Hastings NE	3	10.52
20	Anthony Alexander	Fr	Henderson State AR	4	10.57
432	Randy Norris	Jr	High Point NC	5	10.58
312	Ronald Breath		Adams State CO	6	10.62
258	Letorre Swinney		Missouri Baptist	7	10.77
5	Ernest McDondle	Sp	Southern Colorado	8	10.86

NAIA NATL OUTDOOR T & F
200 METER

AZUSA, CALIFORNIA
Division: MEN

MAY 26, 1988
EVENT # 3

Records - NAIA MEN : 20.24
NAIA WOMEN : NO MARK
N/A : NO MARK
N/A : NO MARK

Larry Black

NC Central 1972

ENTRANT #	NAME	GR	AFFILIATION	PLACE	MARK
-----------	------	----	-------------	-------	------

SEMI RESULTS SECTION # 1

240	Devon Morris	Sr	Wayland Baptist TX	1	21.15
255	Anthony Pierson		Missouri Baptist	2	21.20
46	Charles Bruce		Prairie View A&M TX	3	21.25
582	Kenneth Williams	Sp	Southern New Orleans LA	4	21.61
226	Dennis Alexander	Sr	Wayland Baptist TX	5	21.69
372	Peter Stahl	Sp	Point Loma Nazarene CA	6	21.88
65	John Lewis	Sr	Sul Ross State TX	7	22.04
499	Jeff Smith	Sp	Tarleton State TX		DISQUALIFIED

SEMI RESULTS SECTION # 2

17	Roger Franklin		Arkansas Monticello	1	21.30
56	Eric Pogue		Prairie View A&M TX	2	21.52
86	Joe Wofford	Sp	Western State CO	3	21.67
312	Ronald Breath		Adams State CO	4	21.74
150	Benny Williams	Fr	Sterling KS	5	21.77
601	Harold Hall	Sp	Harding AR	6	22.13
357	Gerry Sanders	Jr	West Virginia State	7	22.48
187	Oliver Daniels	Jr	Biola CA		SCRATCHED

NAIA NATL OUTDOOR T & F
200 METER

AZUSA, CALIFORNIA
Division: MEN

MAY 26, 1988
EVENT # 3

ENTRANT #	NAME	GR	AFFILIATION	MARK
-----------	------	----	-------------	------

WIND - +.52

FINAL RESULTS

240	Devon Morris	Sr	Wayland Baptist TX	1	20.98
56	Eric Pogue		Prairie View A&M TX	2	21.22
255	Anthony Pierson		Missouri Baptist	3	21.23
17	Roger Franklin		Arkansas Monticello	4	21.53
86	Joe Wofford	Sp	Western State CO	5	21.61
46	Charles Bruce		Prairie View A&M TX	6	21.62
582	Kenneth Williams	Sp	Southern New Orleans LA	7	21.67
312	Ronald Breath		Adams State CO	8	22.04

NAIA NATL OUTDOOR T & F
STEEPLECHASE

AZUSA, CALIFORNIA
Division: MEN

MAY 26, 1988
EVENT # 11

ENTRANT #	NAME	GR	AFFILIATION	MARK
-----------	------	----	-------------	------

FINAL RESULTS

325	Chuck Schwartz		Adams State CO	1	8:56.19
316	Carl Jaquez	Sr	Adams State CO	2	8:58.89
439	Shaun Butler	Jr	Saginaw Valley State MI	3	9:03.42
123	Roger Thelen	Sr	Moorhead State MN	4	9:06.19
656	Charles Dent	Sp	Glenville State WV	5	9:07.39
70	Steve Cathcart	Sr	Western State CO	6	9:08.71
652	Elliott J. Rodda	Sr	Southwestern KS	7	9:09.69
554	Brian Reed	Sp	Winona State MN	8	9:22.61
523	Oyvind Simonson		Bemidji State MN	9	9:24.03
648	Tony R. Myers	Sr	Southwestern KS	10	9:33.92
111	Mark Trimble	Sr	Oklahoma Christian	11	9:34.90
508	Curt Castetter	Sr	North Florida	12	9:44.36

NAIA NATL OUTDOOR T & F
1500 METER

AZUSA, CALIFORNIA
Division: MEN

MAY 26, 1988
EVENT # 7

ENTRANT #	NAME	GR	AFFILIATION	MARK
-----------	------	----	-------------	------

FINAL RESULTS

545	Roger Jennings	Jr	Emporia State KS	1	3:47.63
288	Mike Pace	Sr	Central Washington	2	3:50.13
107	Andy Rinn	Sp	Midland Lutheran NE	3	3:52.58
424	Frank Runion	Sp	Anderson IN	4	3:52.76
680	Rob Nelson	Sr	Simon Fraser CAN	5	3:52.85
678	Terry Cardle	Sr	Simon Fraser CAN	6	3:52.91
365	Mike Maynard	Jr	Point Loma Nazarene CA	7	3:53.04
33	Marvin Smith	Sr	Walsh OH	8	3:53.51
100	Jim Knox	Sr	Westmont CA	9	3:54.45
184	Keith Averill	Sr	Biola CA	10	3:55.41
77	Frank Oropeza	Jr	Western State CO	11	3:55.60
560	Tim Wakefield	Jr	Christ College Irvine CA	12	4:00.16

NAIA NATL OUTDOOR T & F
400 HURDLES

AZUSA, CALIFORNIA
Division: MEN

MAY 26, 1988
EVENT # 5

ENTRANT #	NAME	GR	AFFILIATION	MARK
-----------	------	----	-------------	------

FINAL RESULTS

55	Felton Nails	Jr	Prairie View A&M TX	1	51.34
662	Wilbert Johnson	Sp	Florida Memorial FL	2	51.53
259	Eric West		Missouri Baptist	3	51.83
361	Kris Andersson	Jr	Point Loma Nazarene CA	4	52.40
580	LeAnthony Vaughn	Jr	Southern Arkansas	5	52.58
429	David Arnold	Fr	High Point NC	6	52.63
160	Brian Arnold	Sr	Azusa Pacific CA	7	52.69
81	Tony Schnieder	Sp	Western State CO	8	52.70

NAIA NATL OUTDOOR T & F
LONG JUMP

AZUSA, CALIFORNIA
Division: MEN

MAY 26, 1988
EVENT # 17

ENTRANT #	NAME	GR	AFFILIATION	MARK

FINAL RESULTS				
500	Terry Talton	Sr	Tarleton State TX	1 25-06.25 w: +4.12
16	Anthony Beal		Arkansas Monticello	2 25-04.0 w: +3.98
158	Herby Akpom	Jr	Azusa Pacific CA	3 24-09.75 w: +3.96
34	Rodgers Gaines	Sp	Ouachita Baptist AR	4 24-00.25 w: +3.76
647	Junior Lewis	Sr	Southwestern KS	5 23-10.25 w: +3.04
109	Beaul Haynes	Jr	Oklahoma Christian	6 23-08.25 w: +2.95
3	Myron Jefferson	Jr	Southern Colorado	7 23-03.5 w: +2.81
54	Dennis McWhinney		Prairie View A&M TX	8 23-03.25 w: +3.51

NAIA NATL OUTDOOR T & F
TRIPLE JUMP

AZUSA, CALIFORNIA
Division: MEN

MAY 26, 1988
EVENT # 18

ENTRANT #	NAME	GR	AFFILIATION	MARK

FINALS				
FINAL RESULTS				
36	Lennox Adams	Sp	Ouachita Baptist AR	1 51-01.0 w: +3.61
457	Solomon Okundaye	Sp	Oklahoma Baptist	2 49-11.75 w: +3.02
465	Jerald Hopper	Jr	Western Washington	3 49-09.25 w: +2.91
54	Dennis McWhinney		Prairie View A&M TX	4 49-03.0 w: +4.28
3	Myron Jefferson	Jr	Southern Colorado	5 49-01.75 w: +4.76
287	Brian McElroy	Jr	Central Washington	6 48-10.75 w: +3.87
4	Dale Johnson	Fr	Southern Colorado	7 48-08.75 w: +3.27
265	Mark Vollmer	Sr	Wayne State NE	8 47-09.25 w: +3.64

NAIA NATL OUTDOOR T & F
10,000 METER WALK

AZUSA, CALIFORNIA
Division: MEN

MAY 26, 1988
EVENT # 10

ENTRANT #	NAME	GR	AFFILIATION	MARK

*-Stauch's mark breaks his old NAIA Record. (No FATs available)				

FINAL RESULTS				
507	Mike Stauch	Sr	Wisconsin-Parkside	1 41:56.4 *
281	David Cummins	Fr	Central Washington	2 43:24.4
503	Doug Fournier	Jr	Wisconsin-Parkside	3 43:34.6
504	Jon Jorgenson	Fr	Wisconsin-Parkside	4 46:02.4
462	Anthony Englehardt	Sr	Western Washington	5 46:14.2
505	John Marter	Fr	Wisconsin-Parkside	6 47:31.3
290	Dominic Urbano	Jr	Central Washington	7 47:42.1
611	Vance Godfrey	Fr	George Fox OR	8 53:00.5
399	Mike Roberts		Berea KY	9 56:19.4
486	Elmer Backer	Fr	Park MO	DID NOT FINISH

NAIA NATL OUTDOOR T & F
1600 RELAY

AZUSA, CALIFORNIA
Division: MEN

MAY 26, 1988
EVENT # 12

ENTRANT # NAME GR AFFILIATION MARK

FINAL RESULTS

59	/46,55,56,48	Prairie View A&M TX	1	3:05.42
Charles Bruce - Felton Nails - Eric Pogue - Anthony Christie				
249	/226,234,236,240	Wayland Baptist TX	2	3:06.63
Dennis Alexander - Rodney Eleby - Michael Gregory - Devon Morris				
42	/40,41,37,38	Central Arkansas	3	3:10.86
Lynn Morris - Patrick Woodson - Troy Brown - Kenneth Davis				
28	/21,22,24,23	Henderson State AR	4	3:11.77
Alan Bryant - David Gray - Ward Menzies - Wade Menzies				
501	/499,493,494,495	Tarleton State TX	5	3:12.00
Jeff Smith - Tom Green - Pat Jones - Kenny Moore				
625	/620,614,615,624	Hastings NE	6	3:12.53
Andre Sanders - Keith Billingsly - Dan Blanford - Marvin Williams				
300	/Northwestern	Northwestern College IA	7	3:14.44
225	/218,221,224,219	Central State OK	8	3:14.64
Mark Davis - Roy Mendenhall - Dallas Tice - Rodney Glenn				

NAIA NATL OUTDOOR T & F
5000 METER

AZUSA, CALIFORNIA
Division: MEN

MAY 26, 1988
EVENT # 8

ENTRANT # NAME GR AFFILIATION MARK

FINAL RESULTS

76	Eduardo Navas	Sr	Western State CO	1	14:08.65
313	Craig Dickson		Adams State CO	2	14:09.65
72	Juan Diaz	Jr	Western State CO	3	14:09.69
322	Rick Robirds		Adams State CO	4	14:12.30
513	Tony Ryan	Jr	North Florida	5	14:12.57
329	Jack Sperber		Adams State CO	6	14:13.64
320	Marco Ochoa		Adams State CO	7	14:24.50
509	Fionan Cronin	Sr	North Florida	8	14:34.16
30	Jeff Heiser	Sr	Walsh OH	9	14:56.68
326	James Seefeldt		Adams State CO	10	14:59.34
474	John Fernandez	Fr	Malone OH	11	15:14.16
31	Mike Iacofano	Sp	Walsh OH	12	15:32.11

NAIA NATL OUTDOOR T & F
400 METER

AZUSA, CALIFORNIA
Division: MEN

MAY 26, 1988
EVENT # 4

ENTRANT # NAME GR AFFILIATION MARK

FINAL RESULTS

240	Devon Morris	Sr	Wayland Baptist TX	1	45.45
234	Rodney Eleby	Jr	Wayland Baptist TX	2	46.16
46	Charles Bruce		Prairie View A&M TX	3	46.27
38	Kenneth Davis	Jr	Central Arkansas	4	46.29
590	Darren Bernard	Fr	California Lutheran	5	46.65
17	Roger Franklin		Arkansas Monticello	6	46.82
377	Frankie Atwater	Fr	Grand View IA	7	47.15
41	Patrick Woodson	Sp	Central Arkansas	8	47.69

NAIA NATL OUTDOOR T & F
400 METER RELAY
ENTRANT # NAME

AZUSA, CALIFORNIA
Division: MEN

MAY 26, 1988
EVENT # 13

GR AFFILIATION MARK

FINAL RESULTS

60	/55,56,53,46	Prairie View A&M TX	1	40.38
Felton Nails - Eric Pogue - Karenton Facey - Charles Bruce				
29	/20,23,24,22	Henderson State AR	2	40.97
Anthony Alexander - Wade Menzies - Ward Menzies - David Gray				
433	/429,432,430,431	High Point NC	3	41.19
David Arnold - Randy Norris - Wayne Jones - Lavelle Kinney				
183	/158,175,160,171	Azusa Pacific CA	4	41.31
Herby Akpom - Ike Mbadugha - Brian Arnold - Anthony House				
42	/40,41,37,38	Central Arkansas	5	41.64
Lynn Morris - Patrick Woodson - Troy Brown - Kenneth Davis				
6	/2,1,5,3	Southern Colorado	6	41.71
Cal Butcher - Shaun Bassfield - Ernest McDondle - Myron Jefferson				
147	/145,143,144,146	Austin TX	7	41.71
Donald Dunlap - Jeffery Coleman - Wayne Coleman - Kenneth Neely				
225	/218,221,224,219	Central State OK	8	44.04
Mark Davis - Roy Mendenhall - Dallas Tice - Rodney Glenn				

NAIA NATL OUTDOOR T & F
10,000 METER
ENTRANT # NAME

AZUSA, CALIFORNIA
Division: MEN

MAY 26, 1988
EVENT # 9

GR AFFILIATION MARK

FINAL RESULTS

322	Rick Robirds	Adams State CO	1	30:15.03
510	DeClan Doyle	Jr North Florida	2	30:26.53
235	Leodgard Fiita	Jr Wayland Baptist TX	3	30:27.22
319	Pat Melgares	Adams State CO	4	30:36.45
353	Brendan Murphy	Jr Pittsburg State KS	5	30:37.08
30	Jeff Heiser	Sr Walsh OH	6	30:38.68
320	Marco Ochoa	Adams State CO	7	30:56.50
7	Eric Fillinger	Sp Cedarville OH	8	31:04.82
252	Jamie Burnham	Missouri Baptist	9	31:14.90
476	John Hopple	Sp Malone OH	10	31:37.62
8	John Oswald	Sr Cedarville OH	11	31:39.75
383	Steve Hubbard	Sr Hillsdale MI	12	31:40.90
336	Gary Schafer	Jr Valley City State ND	13	32:36.41
651	Hector G. Rios	Sp Southwestern KS	14	32:41.15
605	Jon Murray	Sp Harding AR	15	32:44.30
514	Brian Stern	Jr North Florida	16	33:18.31
214	Peat Sutherland	Sr Whitworth WA	17	33:27.52
634	David Mays	Jr Pacific Lutheran WA		DID NOT FINISH

NAIA NATL OUTDOOR T & F
POLE VAULT

AZUSA, CALIFORNIA
Division: MEN

MAY 26, 1988
EVENT # 15

ENTRANT #	NAME	GR	AFFILIATION	MARK

FINAL RESULTS				
232	Flay Deats	Jr	Wayland Baptist TX	1 16-11.5
152	David Brooks	Sp	Concordia NE	2 16-07.5
154	Don Kitzmann	Sp	Concordia NE	3 15-11.75
607	Jimmy Sloan	Fr	Harding AR	4 15-07.75
26	Randall Morris	Sr	Henderson State AR	4 15-07.75
386	Ryan Pschigoda	Jr	Hillsdale MI	4 15-07.75
170	Mike Duncan	Jr	Azusa Pacific CA	7 15-07.75
546	Ted Methvin	Sp	Emporia State KS	8 15-03.75
25	Eric Bell	Sr	Henderson State AR	9 15-00.0
621	Dave Slingsby	Fr	Hastings NE	9 15-00.0
485	Matt Hart	Sr	Park MO	11 15-00.0
228	Rod Britting	Fr	Wayland Baptist TX	11 15-00.0
362	Einar Cronstedt	Fr	Point Loma Nazarene CA	SCRATCHED
450	Dave Sturm	Sp	Saginaw Valley State MI	DID NOT FINISH
35	Tim Warthan	Sr	Ouachita Baptist AR	DID NOT FINISH
157	Brad Stradtman	Fr	Concordia NE	DID NOT FINISH
220	Pete Martinez	Sp	Central State OK	DID NOT FINISH
639	John Pavy	Sp	Manchester IN	DID NOT FINISH
172	Kevin Korthuis	Sr	Azusa Pacific CA	DID NOT FINISH

NAIA NATL OUTDOOR T & F
DISCUS

AZUSA, CALIFORNIA
Division: MEN

MAY 26, 1988
EVENT # 20

ENTRANT #	NAME	GR	AFFILIATION	MARK

FINAL RESULTS				
178	Ade Olukoju	Sp	Azusa Pacific CA	1 194-03.0
577	Randy Settell	Sr	Southern Oregon State	2 162-11.0
209	Tim Jacobson	Sr	Whitworth WA	3 160-07.0
39	Bobby McDaniels	Jr	Central Arkansas	4 158-09.0
179	Steve Prokop	Sr	Azusa Pacific CA	5 158-02.0
573	Dale Osborne	Sp	Southern Oregon State	6 154-05.0
174	Pat Mair	Fr	Azusa Pacific CA	7 152-03.0
309	Jeff Neal	Sp	Howard Payne TX	8 150-11.0

NAIA NATL OUTDOOR T & F
800 METER

AZUSA, CALIFORNIA
Division: MEN

MAY 26, 1988
EVENT # 6

ENTRANT #	NAME	GR	AFFILIATION	MARK

FINAL RESULTS				
48	Anthony Christie	Sp	Prairie View A&M TX	1 1:48.80
608	Eric Van Matre	Jr	Harding AR	2 1:50.29
256	Cecil Shy		Missouri Baptist	3 1:50.35
238	Kisute Kiboko	Sr	Wayland Baptist TX	4 1:50.45
679	Sasha Nagy	Jr	Simon Fraser CAN	5 1:50.79
584	John Lutmer	Sr	Northern State SD	6 1:50.80
236	Michael Gregory	Sp	Wayland Baptist TX	7 1:50.99
162	David Boyd	Sr	Azusa Pacific CA	8 1:53.14

NAIA NATL OUTDOOR T & F
MARATHON

AZUSA, CALIFORNIA
Division: MEN

MAY 26, 1988
EVENT # 14

ENTRANT #	NAME	GR	AFFILIATION	MARK

FINAL RESULTS				
251	Paul Brigman		Missouri Baptist	1 2:26:13.3
200	Ray Whitlow	Sr	Linfield OR	2 2:26:37.0
252	Jamie Burnham		Missouri Baptist	3 2:31:00.3
97	Gus Hermes	Sr	Westmont CA	4 2:33:31.0
574	Joshua Sakon	Jr	Southern Oregon State	5 2:34:23.0
11	Mark Brennan	Sp	Puget Sound WA	6 2:35:34.1
516	Jeff Myers	Sr	Siena Heights MI	7 2:37:46.7
44	Kenneth Cole	Fr	West Florida	8 2:40:57.6
426	Larry Rau	Sp	Anderson IN	9 2:45:14.0
315	Donald Fitzgerald		Adams State CO	10 2:45:41.8
460	Mike White	Sp	Oklahoma Baptist	11 2:51:38.5
231	Kyle Cranford	Sr	Wayland Baptist TX	12 2:58:06.1
394	Gary Keehn	Sr	Baker KS	13 3:09:31.9
247	Leland Williams	Fr	Wayland Baptist TX	DID NOT FINISH
488	Jaimal Shergill	Jr	Park MO	DID NOT FINISH
43	James Bell	Sr	West Florida	DID NOT FINISH
=====				

NAIA NATL OUTDOOR T & F
SHOT PUT

AZUSA, CALIFORNIA
Division: MEN

MAY 26, 1988
EVENT # 19

ENTRANT #	NAME	GR	AFFILIATION	MARK

FINAL RESULTS				
577	Randy Settell	Sr	Southern Oregon State	1 60-10.5
178	Ade Olukoju	Sp	Azusa Pacific CA	2 60-06.5
179	Steve Prokop	Sr	Azusa Pacific CA	3 55-10.5
212	Rich Merrill	Sr	Whitworth WA	4 53-03.0
131	John Baumann	Sp	Doane NE	5 53-00.25
291	Bill Walker	Sp	Central Washington	6 53-00.25
573	Dale Osborne	Sp	Southern Oregon State	7 52-08.75
581	Adam Clark	Sr	Dakota State SD	8 52-08.0
=====				

NAIA NATL OUTDOOR T & F
HIGH JUMP

AZUSA, CALIFORNIA
Division: MEN

MAY 26, 1988
EVENT # 16

ENTRANT #	NAME	GR	AFFILIATION	MARK

FINAL RESULTS				
108	David Bedford	Sp	Oklahoma Christian	1 6-10.75
176	Jack Nance	Sr	Azusa Pacific CA	2 6-10.75
436	Tom Badour	Sp	Saginaw Valley State MI	2 6-10.75
427	Mike Wilson	Sr	Aquinas MI	4 6-10.75
598	Bill Baker	Sr	Harding AR	4 6-10.75
369	Daniel Raatjes	Fr	Point Loma Nazarene CA	6 6-09.5
267	Steve Broxterman	Sr	Fort Hays State KS	7 6-08.25
604	T.J. Howard	Jr	Harding AR	7 6-08.25
121	Rod St. Michel	Sr	Moorhead State MN	9 6-08.25
217	Jeff Brown	Sr	Central State OK	9 6-08.25
=====				

MEN'S DECATHLON RESULTS

<u>ATHLETE (SCHOOL)</u>	<u>100M</u>	<u>LJ</u>	<u>SHOT</u>	<u>HJ</u>	<u>400M</u>	<u>110M H</u>	<u>DISCUS</u>	<u>POLE V</u>	<u>JAVELIN</u>	<u>1500M</u>	<u>TOTAL</u>
Jack Nance (Azusa)	11.23 810	6.73 1560	12.83 2217	2.16* 3170	51.18 3931	15.67 4701	37.54 5316	4.40 6047	50.06 6636	5:01.11 7189	7189
Ryan Pschigoda (Hillsdale)	11.31 793	6.75 1548	10.85 2085	1.95 2843	50.78 3622	15.83 4374	34.78 4933	4.70 5752	45.56 6275	4:41.96 6943	6943
Rich Verbal (Azusa)	11.22 812	6.29 1462	12.25 2084	1.68 2612	49.79 3436	16.21 4145	34.96 4708	4.40 5439	59.08 6163	4:34.57 6878	6878
Danny Moore (Chadron State)	11.45 763	6.86 1544	11.95 2147	1.89 2820	53.38 3485	15.20 4310	30.68 4788	3.60 5297	59.28 6024	4:33.07 6624	6624
Pat Shaunessy (Azusa)	11.68 715	6.40 1390	11.51 1967	1.77 25.69	50.25 3372	19.21 3786	40.14 4453	4.20 5126	51.38 5735	4:29.46 6483	6483
Wendell Donaldson (Sterling)	11.51 750	6.06 1350	13.53 2050	1.83 2703	53.04 3383	17.00 4007	43.18 4736	3.80 5298	52.08 5917	4:59.06 6482	6482
Kwane Moore (Point Loma)	11.23 810	6.19 1438	11.42 2009	1.68 2569	51.29 3325	15.21 4149	41.76 4849	3.40 5306	43.98 5806	4:48.49 6434	6434
Brian Bertsch (Pacific Lutheran)	11.52 748	6.11 1358	12.19 1976	1.89 2681	50.93 3453	15.12 4288	32.98 4811	3.40 5268	44.18 5771	4:46.50 6411	6411
Sidney Cartwright (Wayland)	11.38 778	6.94 1577	12.90 2238	1.86 2917	50.91 3690	15.69 4458	36.70 5056	N H 5056	56.42 5740	4:47.42 6374	6374
Greg Phoenix (Simon Fraser)	11.85 681	6.37 1349	12.40 1980	1.83 2633	53.08 3311	16.41 3998	36.94 4601	3.60 5110	49.26 5688	4:47.38 6323	6323
Jerod Burge (Doane)	12.22 608	6.11 1218	12.18 1835	1.83 2488	54.29 3116	16.64 3778	36.62 4374	3.90 4964	52.36 5588	4:40.26 6267	6267
David Nickell (George Fox)	12.15 622	5.96 1200	10.88 1739	1.68 2267	55.61 2842	18.11 3356	37.28 3965	3.70 4500	56.00 5178	4:58.27 5748	5748
Stuart Burleson (Howard Payne)	12.23 606	6.28 1254	12.48 1890	2.01 2703	55.54 3280	16.31 3978	32.62 4494	3.70 5029	45.94 5558	WITHDREW	
Benson Owere (Park)	11.16 825	6.47 1516	14.69 2287	1.68 2815	52.38 3523	16.69 4180	41.80 4881	3.30 5312	45.74 5838	WITHDREW	
Einar Cronstedt (Point Loma)	12.08 635	6.34 1296	10.22 1795	1.83 2448	55.04 3045	WITHDREW					
Don Kitzmann (Concordia)	11.44 765	6.57 1478	10.98 2023	1.77 2625	WITHDREW						

* - Nance's mark of 2.16 (7-1) sets a new NAIA decathlon high jump record.

NAIA DISTRICT 2 TRACK & FIELD CHAMPIONSHIPS

SOUTHERN OREGON STATE COLLEGE, ASHLAND

May 13-14, 1988

TEAM SCORING

1. SOSC	202
2. WOSC	153
3. Willamette	120
4. Lewis & Clark	81
5. GEORGE FOX	72
6. Linfield	56
7. EOSC	16
8. NNC	14

4 x 100 RELAY

1. WOSC	42.4ht
2. SOSC	42.74
3. Willamette	43.09
4. GEORGE-FOX	43.7ht
5. Linfield	44.0
6. Lewis & Clark	44.65
7. NNC	44.79
8. EOSC	44.93

100

1. Mark Caine	LC	10.83
2. Tim Biamont	WOSC	10.91
3. Tim Varga	SOSC	10.91
4. TONY NAGLE	GF	10.94
5. Mark Berry	SOSC	10.95
6. Jeff Wiltsey	Will	11.05
7. Mike Brannon	EOSC	11.29
8. Kurt Hargett	WOSC	12.1

200

1. Mark Caine	LC	22.16
2. Tim Varga	SOSC	22.25
3. Tim Biamont	WOSC	22.42
4. TONY NAGLE	GF	22.74
5. TIM CONLEY	GF	22.95
6. Mark Anderson	Linf	23.1ht
7. Mike Brannon	EOSC	23.2ht

400

1. Keith Ussery	WOSC	49.0ht
2. Eric Olson	LC	49.80
3. Nate Underwood	Linf	49.86
4. Brian Olson	WOSC	49.86
5. D. J. Bransom	SOSC	50.01
6. TIM CONLEY	GF	50.96
7. Frank Van Dyke	WOSC	51.17
8. Jake Harwood	Will	52.12

800

1. Aaron Harding	SOSC	1:55.28
2. RANDY SWIGART	GF	1:56.07
3. Dave Carroll	SOSC	1:56.20
4. Wes Tilgner	WOSC	1:57.47
5. Artie Sullivan	SOSC	1:58.39
6. Pat Spencer	EOSC	1:59.15

1500

1. Wes Tilgner	WOSC	3:55.58
2. Bob Harris	LC	3:57.74
3. Ed Esse	WOSC	4:03.0
4. Rob Wood	WOSC	4:03.94
5. Duke Rittenhouse	LC	4:04.0
6. Brad Holbrook	SOSC	4:06.70

5000

1. Keith Woodard	LC	15:20.95
2. Bob Julian	SOSC	15:29.4
3. Dave Beeler	SOSC	15:36.14
4. Karl Knoll	SOSC	15:36.78
5. Kevin Wright	WOSC	15:39.13
6. David Jordan	WOSC	15:41.11
7. Dave Gilroy	Will	16:03.2
8. Jay Coleman	Will	16:11.58

10,000

1. Keith Woodard	LC	31:20.76
2. Ray Whitlow	Linf	31:35.77
3. Kevin Wright	WOSC	31:58.58
4. Josh Sacon	SOSC	32:24.79
5. Dave Beeler	SOSC	32:45.33
6. Amar Kamadoli	Will	33:08.54

STEEPLE

1. Bob Harris	LC	9:19.76
2. Duke Rittenhouse	LC	9:25.61
3. Karl Knoll	SOSC	9:29.29
4. Bob Julian	SOSC	9:38.48
5. Brad Holbrook	SOSC	9:45.55
6. Kevin Adkisson	Will	9:54.77
7. RICH SWINGLE	GF	10:07.29
8. John Oord	NNC	10:12.10

10,000 RACEWALK

1. VANCE GODFREY	GF	54:35.17
2. Troy O'Donnell	Will	58:21.65
3. Greg Thompson	SOSC	0:17.22
4. Josh Sacon	SOSC	0:25.14
5. Eric Jensen	EOSC	0:19.10

4 x 400 RELAY

1. SOSC	3:21.18
2. WOSC	3:21.99
3. Willamette	3:26.61
4. Lewis & Clark	3:27.48
5. GEORGE FOX	3:29.40
6. EOSC	3:37.29

HIGH JUMP

1. TIM HAGEN	GF	6-8
2. TIE--John Siewert	NNC	6-6
John Merritt	Will	6-6
Wayne Wilgers	WOSC	6-6
5. Pat Tinnell	Linf	6-4
6. Shaun Granger	SOSC	6-4

LONG JUMP

1. Kurt Hargett	WOSC	22-11 $\frac{1}{4}$
2. Mike Lewelling	WOSC	22-10
3. Jeff Allison	Will	22-1 $\frac{3}{4}$
4. Scott Noren	SOSC	21-9 $\frac{1}{4}$
5. Jason Foshee	WOSC	21-8
6. Bob Cornes	WOSC	21-7 $\frac{1}{2}$
7. P. J. Coonrod	Linf	21-5 $\frac{1}{4}$
8. Steve Heyer	SOSC	21-2 $\frac{1}{2}$

SHOT

1. Randy Settell	SOSC	58-6 $\frac{1}{2}$
2. Dale Osborne	SOSC	50-6 $\frac{1}{2}$
3. David Collins	Will	49-7
4. Kelly McDonald	Linf	48-11
5. Bill DeYoung	Linf	47-9 $\frac{1}{2}$
6. Todd Danko	WOSC	46-0
7. Mike Schaan	SOSC	44-11
8. David Smith	Will	42-2

JAVELIN

1. DAVID NICKELL	GF	204-10
2. Chris Barr	Will	200-4
3. Kevin Reed	SOSC	194-9 $\frac{1}{2}$
4. Dwight French	WOSC	183-2
5. Steve Barstow	NNC	182-7
6. Jeff Hull	WOSC	180-5 $\frac{1}{2}$
7. Sean Coste	Linf	177-8
8. Jim Block	EOSC	163-0 $\frac{1}{2}$

DECATHLON (April 18-19, WOSC)

1. DAVID NICKELL	GF	6226
2. Clint McClellan	SOSC	5967
3. Dan Thomas	Will	5828
4. Will Waddell	EOSC	5625
5. Brad Melendy	Linf	5533
6. SCOTT BROWN	GF	5422
7. Chris Nash	Linf	5381
8. Rod Eakin	EOSC	5292

VAULT

1. Mike Giles	Will	14-8
2. Wade Bakely	WOSC	14-4
3. Rod Eakin	EOSC	14-0
4. James Chapman	SOSC	13-8
5. James Fowler	Will	13-8
6. Olaf Holm	WOSC	13-4

TRIPLE JUMP

1. Jeff Allison	Will	46-6 $\frac{1}{2}$
2. Kele Marsters	Linf	45-0 $\frac{3}{4}$
3. Mike Lewelling	WOSC	44-8 $\frac{1}{2}$
4. Shaun Granger	SOSC	44-1 $\frac{1}{4}$
5. John Prevedallo	Linf	43-10 $\frac{3}{4}$
6. P. J. Coonrod	Linf	43-10 $\frac{1}{4}$

DISCUS

1. Randy Settell	SOSC	168-4
2. Dale Osborne	SOSC	160-2 $\frac{1}{2}$
3. Doug Somer	Will	150-9
4. Kelly McDonald	Linf	145-6
5. Eric Cooley	Will	141-9
6. Todd Danko	WOSC	135-6
7. Jeff Hull	WOSC	134-10 $\frac{1}{2}$
8. Mike Schaan	SOSC	133-0

HAMMER

1. Doug Dean	Linf	175-1
2. David Collins	Will	172-8
3. Matt Lydum	WOSC	171-2 $\frac{1}{2}$
4. Mike Schaan	SOSC	167-5
5. Kelly McDonald	Linf	148-10
6. David Smith	Will	145-4
7. Todd Danko	WOSC	144-6
8. Eric Cooley	Will	130-2

MARATHON

1. Josh Sacon	SOSC	2:38.55
2. Mark Nockleby	Will	2:46.20
3. John Oord	NNC	2:52.24
4. Brad Holbrook	SOSC	2:59.31
5. Shawn Endsley	EOSC	3:03.40
6. Bob Frost	Linf	3:12.46
7. Randy Henderson	NNC	3:38.19
8. Chris Duquette	Will	3:52.00

	1988		WILLAMETTE DECATHLON		March 25-26							
	100	LJ	SP	HJ	400	110HH	DT	PV	JT	1500	TOTAL	PLACE
TIM ADAMS WWU	11.4	18-2½	31-2+	5-0	54.4	21.7	78-¼	8-0	143-11	5:16.4	4444	13
	723	492 1215	457 1674	404 2076	617 2693	212 2905	343 3248	229 3477	498 3975	460 4444		
STEVE BARSTOW NNC	12.4	18-1½	31-9½	5-4	56.4	20.0	76-7	9-0	166-4	4:52.6	4664	12
	531	485 1016	467 1483	480 1963	538 2501	330 2831	335 3166	296 3462	599 4061	603 4664		
ROB BELL WWU	11.7	18-4¼	34-¼	5-6	55.6	17.2	100-1	13-0	119-0	4:55.5	5420	7
	663	527 1190	508 1698	520 2218	569 2787	579 3366	474 3840	606 4446	388 4834	586 5420		
GLEN COBLENS WOSC	11.3	17-11	31-0	4-10	53.8	19.5	71-2½	nh	115-8	5:05.3	4196	14
	683	473 1156	453 1609	367 1976	642 2618	370 2988	304 3292	0 3292	374 3666	530 4196		
BOB CORNES WOSC	11.3	20-3	31-8+	6-4 3/4	54.2	16.1	94-5	9-6	133-1	4:46.5	5785	5
	744	624 1368	466 1834	758 2592	626 3218	706 3924	440 4364	331 4695	450 5145	640 5785		
JOHN HARRIS WWU	11.9	17-7¼	36-11½	5-10	56.3	20.8	107-3	10-0	159-4	5:07.9	5040	10
	624	455 1079	562 1641	602 2243	542 2785	286 3071	518 3589	369 3958	567 4525	515 5040		
JAKE HARWOOD WU	11.3	17-7¼	34-11½	5-4	52.1	18.9	104-1	8-0	124-5	4:53.8	5073	8
	744	455 1199	525 1724	480 2204	714 2918	420 3338	498 3836	229 4065	412 4477	596 5073		
OLAF HOLM WOSC	11.7	18-3+	33-10¼	5-6	53.8	21.1	88-11+	12-6	129-4	4:56.6	5041	9
	663	498 1161	505 1566	520 2186	642 2828	251 3079	384 3463	565 4028	434 4462	579 5041		
ANDY HOLTE LANE	11.4	19-7+	32-5+	6-0	52.2	17.5	93-6+	15-0	128-2	4:49.7	5964	2
	723	584 1307	480 1787	653 2440	710 3150	549 3699	435 4134	781 4915	429 5344	620 5964		

MIKE LEONESIO UNATT	10.9 830	22-5 $\frac{1}{4}$ 776 1606	35-11 $\frac{1}{4}$ 543 2149	6-0 653 2802	49.9 813 3615	14.3 83 4098						
CHRIS NASH LIN	11.2	20-2 $\frac{1}{2}$ 621 765	32-0 471 1857	5-4 480 2337	52.2 710 3047	dq 0 3047	105-5 507 3554					
DAVID NICKELL GF	11.8	18-5 $\frac{1}{2}$ 508 643	39-8 612 1763	5-10 602 2365	55.2 585 2950	21.0 258 3208	116-9 575 3783	12-0 525 4308	191-7 714 5022	4:42.5 665 5687	5687	6
ANDY FEITCH WOSC	11.7	17-5 $\frac{1}{2}$ 445 663	27-5 $\frac{1}{4}$ 388 1496	5-4 480 1976	54.5 613 2589	18.9 420 3009	88-10 366 3375	11-0 444 3819	116-6 377 4196	5:04.5 534 4730	4730	11
GREG PHOENIX SFU	11.5	20-9+ 661 703	43-2 $\frac{1}{2}$ 677 2041	6-1 $\frac{1}{2}$ 679 2720	52.9 680 3400	18.2 483 3883	112-6 550 4433					
DAN THOMAS WU	11.2	19-4 $\frac{1}{4}$ 565 765	37-8+ 576 1906	5-10 602 2508	52.1 714 3222	16.5 652 3874	98-9 466 4370	9-6 331 4701	134-3 455 5156	4:34.7 714 5870	5870	3
GREG THOMSON WWU	11.5	18-0 479 703	23-8+ 321 1503	5-2 441 1944	56.9 519 2463	17.9 511 2974	66-8+ 278 3252	nh 0 3252	102-3 316 3568	5:22.3 435 4003	4003	15
MATT WADDELL LANE	11.4	22-3/4 748 723	32-9 $\frac{1}{2}$ 485 1956	6-6 785 2741	52.9 680 3421	17.5 549 3970	103-2 493 4463	8-0 229 4692	156-0 552 5244	4:52.9 601 5845	5845	4
KEN WEINBERG LBCC	11.2	19-9 591 765	38-4 587 1943	6-2 $\frac{1}{2}$ 705 2648	52.1 714 3362	17.0 599 3961	107-11 522 4483	12-0 525 5008	185-4 685 5693	5:06.4 523 6216	6216	1
JESSE WITTE SFU	11.0	205 $\frac{1}{4}$ 637 808	39-6 609 2054	5-8 560 2614	51.6 736 3350	18.5 455 3805	108-5 525 4330					

1988 WILLAMETTE HEPTATHLON March 25, 26 Salem, OR

	100HH	HJ	SP	200	LJ	JT	800	TOTAL	PLACE
--	-------	----	----	-----	----	----	-----	-------	-------

SUZANNE
ALLEN
WU

22.0	4-6	22-7 $\frac{1}{4}$	29.2	N.D.	104-10	2:51.2	2441	6
143	481 624	328 952	525 1477	0 1477	513 1990	451 2441		

Cathy
BUHLER
UP

15.3	5-2 $\frac{1}{4}$	30-3	26.5					
772	712 1484	479 1963	734 2697					

SUZY
DOYLE
UP

nt	5-5 3/4	34- $\frac{1}{4}$	26.6					
0	818 818	554 1372	725 2097					

CAROLE
HENGGELE
NNC

19.6	4-10 $\frac{1}{2}$	30-7 $\frac{1}{2}$	28.8	14-5 +	58-4	2:54.2	3038	5
316	610 926	486 1412	551 1963	406 2369	248 2617	421 3038		

KARI
JACOBSON
WW

14.6	4-11 3/4	32-5+	25.8	16-2	81-2	2:22.9	4526	1
863	644 1507	523 2030	794 2824	540 3364	377 3741	785 4526		

KELLI
LANG
GF

17.0	4-0 $\frac{1}{2}$	32- $\frac{1}{4}$	29.3					
570	910	1424	1939					

SHELLEY
MORRIS
NWCC

15.7	5-7	29-5 $\frac{1}{2}$	27.7	16-1 $\frac{1}{4}$	---	2:33.5	3861	4
722	855 1577	463 2040	636 2676	535 3211	0 3211	650 3861		

MICHELLE
PARRISH
SFU


15.5	4-11+	39-2 $\frac{1}{4}$	26.0	17-2 $\frac{1}{4}$	112-2	3:35.8	4110	2
746	644 1390	657 2047	776 2823	626 3449	556 4005	105 4110		

VICKI
SPIEKERMAN
OTC

14.5	5-4 $\frac{1}{2}$	36-6 $\frac{1}{4}$	27.2	15-8 $\frac{1}{4}$				
876	783 1659	604 2263	676 2939	500 3439				

JERI
WILKINSON
JJ

15.1	5-1	32-3	27.4	15-10 $\frac{1}{4}$	88-4	2:36.4	4076	3
673	678 1351	518 1869	659 2528	514 3042	419 3461	615 4076		



**DISTRICT II
HEPTATHLON/DECATHLON
CHAMPIONSHIPS**

**APRIL 18-19 (1988)
MONMOUTH, OREGON**

1988 NAIA DISTRICT II DECATHLON/HEPTATHLON CHAMPIONSHIPS
 April 18-19, 1988, McArthur Sports Field, Monmouth, Oregon

Official decathlon/heptathlon results provided by the Western
 Oregon State College ATHLETIC MEDIA RELATIONS OFFICE.

DECATHLON RESULTS (Final)

<u>Athlete/Institution</u>	<u>100 Meters</u>	<u>Long Jump</u>	<u>Shot Put</u>	<u>High Jump</u>	<u>400 Meters</u>	<u>1ST DAY TOTAL</u>
David Nickell/George Fox	11.8/643	6.11/610/1253 20'0 1/4"	12.29/624/1877 40'4"	1.72/560/2437 5'7 3/4"	54.2/626/3063	5 — 3063
	<u>110 Meter HH</u>	<u>Discus</u>	<u>Pole Vault</u>	<u>Javelin</u>	<u>1500 Meters</u>	<u>FINAL TOTAL</u>
	17.0/599/3662	37.48/614/4276 122'11"	3.83/570/4846 12'6 3/4"	61.10/754/5600 200'5"	4:48.8/626/6226	1 — 6226
<hr/>						
Clint McClellan/Southern Oregon.	<u>100 Meters</u>	<u>Long Jump</u>	<u>Shot Put</u>	<u>High Jump</u>	<u>400 Meters</u>	<u>1ST DAY TOTAL</u>
	11.7/663	6.0/587/1250 19'8"	12.02/608/1858 39'5 1/4"	1.78/610/2468 5'10"	53.5/655/3123	3 — 3123
	<u>110 Meter HH</u>	<u>Discus</u>	<u>Pole Vault</u>	<u>Javelin</u>	<u>1500 Meters</u>	<u>FINAL TOTAL</u>
	17.1/589/3712	38.66/637/4349 126'10"	3.33/439/4788 10'11 1/4"	43.22/489/5277 141'9"	4:38.5/690/5967	2 — 5967
<hr/>						
Dan Thomas/Willamette	<u>100 Meters</u>	<u>Long Jump</u>	<u>Shot Put</u>	<u>High Jump</u>	<u>400 Meters</u>	<u>1ST DAY TOTAL</u>
	11.5/703	6.05/597/1300 19'10"	10.50/516/1816 34'5 1/2"	1.78/610/2426 5'10"	52.1/714/3140	3 — 3140
	<u>110 Meter HH</u>	<u>Discus</u>	<u>Pole Vault</u>	<u>Javelin</u>	<u>1500 Meters</u>	<u>FINAL TOTAL</u>
	15.5/762/3902	29.94/385/4287 98'2 3/4"	3.03/364/4651 9'11 3/4"	39.64/437/5088 130'1"	4:30.7/740/5828	3 — 5828
<hr/>						
Will Waddell/Eastern Oregon	<u>100 Meters</u>	<u>Long Jump</u>	<u>Shot Put</u>	<u>High Jump</u>	<u>400 Meters</u>	<u>1ST DAY TOTAL</u>
	11.6/683	6.27/646/1329 20'6 3/4"	11.08/551/1880 36'4 1/2"	1.90/714/2594 6'2 3/4"	55.1/589/3183	2 — 3183
	<u>110 Meter HH</u>	<u>Discus</u>	<u>Pole Vault</u>	<u>Javelin</u>	<u>1500 Meters</u>	<u>FINAL TOTAL</u>
	16.6/641/3824	30.90/482/4306 101'4"	2.93/340/4646 9'7 1/2"	43.00/486/5132 141'1"	5:12.0/493/5625	4 — 5625
<hr/>						
Brad Melendy/Linfield	<u>100 Meters</u>	<u>Long Jump</u>	<u>Shot Put</u>	<u>High Jump</u>	<u>400 Meters</u>	<u>1ST DAY TOTAL</u>
	11.9/624	5.86/556/1180 19'2 1/2"	8.19/378/1558 26'10 1/2"	1.81/636/2194 5'11 1/4"	51.6/736/2930	7 — 2930
	<u>110 Meter HH</u>	<u>Discus</u>	<u>Pole Vault</u>	<u>Javelin</u>	<u>1500 Meters</u>	<u>FINAL TOTAL</u>
	16.9/610/3540	29.20/449/3989 95'9 3/4"	3.03/364/4353 9'11 3/4"	44.36/520/4873 148'10"	4:43.2/660/5533	5 — 5533
<hr/>						
Scott Brown/George Fox	<u>100 Meters</u>	<u>Long Jump</u>	<u>Shot Put</u>	<u>High Jump</u>	<u>400 Meters</u>	<u>1ST DAY TOTAL</u>
	11.6/683	6.06/600/1283 19'10 1/2"	7.33/327/1610 24'0 3/4"	1.78/610/2220 5'10"	52.4/701/2921	8 — 2921
	<u>110 Meter HH</u>	<u>Discus</u>	<u>Pole Vault</u>	<u>Javelin</u>	<u>1500 Meters</u>	<u>FINAL TOTAL</u>
	16.8/620/3541	24.10/350/3891 79'0 3/4"	3.43/464/4355 11'3"	29.52/292/4647 96'10 1/4"	4:25.4/775/5422	6 — 5422

Chris Nash/Linfield	<u>100 Meters</u>	<u>Long Jump</u>	<u>Shot Put</u>	<u>High Jump</u>	<u>400 Meters</u>	<u>1ST DAY TOTAL</u>
	11.4/723	6.28/648/1371	10.24/500/1871	1.57/441/2312	51.8/727/3039	6 — 3039
		20'7 1/4"	33'7 1/4"	5'1 3/4"		
	<u>110 Meter HH</u>	<u>Discus</u>	<u>Pole Vault</u>	<u>Javelin</u>	<u>1500 Meters</u>	<u>FINAL TOTAL</u>
	17.6/540/3579	31.56/495/4074	2.93/340/4414	38.82/425/4839	5:03.1/542/5381	7 — 5381
		103'6"	9'7 1/2"	127'4"		

Rod Eakin/Eastern Oregon	<u>100 Meters</u>	<u>Long Jump</u>	<u>Shot Put</u>	<u>High Jump</u>	<u>400 Meters</u>	<u>1ST DAY TOTAL</u>
	11.9/624	5.51/483/1110	9.21/438/1548	1.60/464/2012	53.2/667/2679	11 — 2679
		18'1 1/4"	30'2 3/4"	5'3"		
	<u>110 Meter HH</u>	<u>Discus</u>	<u>Pole Vault</u>	<u>Javelin</u>	<u>1500 Meters</u>	<u>FINAL TOTAL</u>
	17.0/599/3278	27.00/406/3684	4.13/654/4338	33.58/350/4688	4:52.4/604/5292	8 — 5292
		88'7"	13'6 1/2"	110'2"		

Olaf Holm/Western Oregon	<u>100 Meters</u>	<u>Long Jump</u>	<u>Shot Put</u>	<u>High Jump</u>	<u>400 Meters</u>	<u>1ST DAY TOTAL</u>
	11.7/663	5.94/574/1237	10.34/506/1743	1.54/419/2162	52.9/680/2842	9 — 2842
		19'6"	33'11 1/4"	5'0 1/2"		
	<u>110 Meter HH</u>	<u>Discus</u>	<u>Pole Vault</u>	<u>Javelin</u>	<u>1500 Meters</u>	<u>FINAL TOTAL</u>
	22.5/165/3007	30.40/472/3479	4.13/654/4133	37.76/410/4543	4:51.7/608/5151	9 — 5151
		99'9"	13'6 1/2"	123'11"		

Glen Coblens/Western Oregon	<u>100 Meters</u>	<u>Long Jump</u>	<u>Shot Put</u>	<u>High Jump</u>	<u>400 Meters</u>	<u>1ST DAY TOTAL</u>
	11.6/683	5.72/527/1210	10.26/501/1711	1.45/352/2063	53.7/646/2709	10 — 2709
		18'9"	33'8"	4'9"		
	<u>110 Meter HH</u>	<u>Discus</u>	<u>Pole Vault</u>	<u>Javelin</u>	<u>1500 Meters</u>	<u>FINAL TOTAL</u>
	18.7/438/3147	26.50/396/3543	3.03/364/3907	41.48/464/4371	5:00.0/560/4931	10 — 4931
		86'11 1/4"	9'11 1/4"	136'1"		

Andy Peitsch/Western Oregon	<u>100 Meters</u>	<u>Long Jump</u>	<u>Shot Put</u>	<u>High Jump</u>	<u>400 Meters</u>	<u>1ST DAY TOTAL</u>
	11.6/683	5.54/490/1173	8.08/371/1544	1.60/464/2008	54.1/630/2638	12 — 2638
		17'10 1/2"	26'6 1/4"	5'3"		
	<u>110 Meter HH</u>	<u>Discus</u>	<u>Pole Vault</u>	<u>Javelin</u>	<u>1500 Meters</u>	<u>FINAL TOTAL</u>
	16.9/610/3248	23.94/347/3595	3.33/439/4034	28.96/285/4319	4:57.9/572/4891	11 — 4891
		78'6 1/2"	10'11 3/4"	95'0 1/4"		

Steve Barstow/NW Nazarene	<u>100 Meters</u>	<u>Long Jump</u>	<u>Shot Put</u>	<u>High Jump</u>	<u>400 Meters</u>	<u>1ST DAY TOTAL</u>
	12.5/513	5.41/463/976	8.98/425/1401	1.51/396/1797	55.8/562/2359	13 — 2359
		17'9"	29'5 1/2"	4'11 1/2"		
	<u>110 Meter HH</u>	<u>Discus</u>	<u>Pole Vault</u>	<u>Javelin</u>	<u>1500 Meters</u>	<u>FINAL TOTAL</u>
	18.8/429/2788	29.32/457/3239	3.03/364/3603	49.46/581/4184	4:47.2/636/4820	12 — 4820
		96'2 1/4"	9'11 1/4"	162'3"		

Bob Cornes/Western Oregon	<u>100 Meters</u>	<u>Long Jump</u>	<u>Shot Put</u>	<u>High Jump</u>	<u>400 Meters</u>	<u>1ST DAY TOTAL</u>
	11.3/744	6.99/811/1555	9.48/454/1999	1.96/767/2766	53.2/667/3433	1 — 3433
		22'11 1/2"	31'1 1/4"	6'5"		
	<u>110 Meter HH</u>	<u>Discus</u>	<u>Pole Vault</u>	<u>Javelin</u>	<u>1500 Meters</u>	<u>FINAL TOTAL</u>
	15.2/797/4230	DNC/0/4230	2.73/293/4523	Injured — did not finish		DNF
			8'11 1/2"			

HEPTATHLON RESULTS (Final)

Melanie Byrne/Southern Oregon ...	<u>110 Meter HH</u> 15.1/797	<u>High Jump</u> 1.75/916/1713 5'8 3/4"	<u>Shot Put</u> 10.19/542/2255 33'5"	<u>200 Meters</u> 26.4/742/2997	<u>1ST DAY TOTAL</u> 1 — 2997
	<u>Long Jump</u> 5.15/601/3598 16'10 3/4"	<u>Javelin</u> 31.28/501/4099 102'7"	<u>800 Meters</u> 2:34.5/638/4737		<u>FINAL TOTAL</u> 1 — 4737

Shannon Gates/Southern Oregon	<u>110 Meter HH</u> 15.7/722	<u>High Jump</u> 1.51/632/1355 4'11 1/2"	<u>Shot Put</u> 11.08/600/1955 36'4 1/2"	<u>200 Meters</u> 26.3/751/2706	<u>1ST DAY TOTAL</u> 2 — 2706
	<u>Long Jump</u> 4.58/448/4154 15'0 1/4"	<u>Javelin</u> 45.84/780/3934 150'5"	<u>800 Meters</u> 2:34.7/		<u>FINAL TOTAL</u> 2 — 4569

Sharon Jensen/Western Oregon	<u>110 Meter HH</u> 15.7/722	<u>High Jump</u> 1.51/632/1355 4'10 1/2"	<u>Shot Put</u> 8.56/436/1791 30'1 1/2"	<u>200 Meters</u> 26.8/708/2499	<u>1ST DAY TOTAL</u> 5 — 2499
	<u>Long Jump</u> 5.02/565/3064 16'5 3/4"	<u>Javelin</u> 31.64/508/3577 103'10"	<u>800 Meters</u> 2:19.5/830/4402		<u>FINAL TOTAL</u> 3 — 4402

Talia Hackney/Eastern Oregon	<u>110 Meter HH</u> 15.6/734	<u>High Jump</u> 1.48/599/1333 4'10 1/2"	<u>Shot Put</u> 9.19/477/1810 30'1 1/2"	<u>200 Meters</u> 25.9/785/2595	<u>1ST DAY TOTAL</u> 3 — 2595
	<u>Long Jump</u> 4.83/514/3109 15'10 1/4"	<u>Javelin</u> 27.52/430/3539 90'3 1/2"	<u>800 Meters</u> 2:17.5/858/4397		<u>FINAL TOTAL</u> 4 — 4397

Lisa Lind/Linfield	<u>110 Meter HH</u> 15.7/722	<u>High Jump</u> 1.63/771/1493 5'4 1/2"	<u>Shot Put</u> 7.76/384/1877 25'5"	<u>200 Meters</u> 27.6/643/2520	<u>1ST DAY TOTAL</u> 4 — 2520
	<u>Long Jump</u> 4.60/454/2974 15'1 1/4"	<u>Javelin</u> 21.60/319/3293 70'10 1/2"	<u>800 Meters</u> 2:35.0/632/3925		<u>FINAL TOTAL</u> 5 — 3925

Suzanne Allen/Willamette	<u>110 Meter HH</u> 17.6/505	<u>High Jump</u> 1.42/534/1039 4'7 3/4"	<u>Shot Put</u> 7.35/357/1396 24'1"	<u>200 Meters</u> 28.2/597/1993	<u>1ST DAY TOTAL</u> 7 — 1993
	<u>Long Jump</u> 4.72/485/2478 15'5 3/4"	<u>Javelin</u> 30.32/483/2961 99'5 3/4"	<u>800 Meters</u> 2:46.4/502/3463		<u>FINAL TOTAL</u> 6 — 3463

	<u>110 Meter HH</u>	<u>High Jump</u>	<u>Shot Put</u>	<u>200 Meters</u>	<u>1ST DAY TOTAL</u>
Kelli Lang/George Fox	16.8/592	1.29/399/991	9.77/514/1505	27.5/651/2156	6 — 2156
		4'2 3/4"	32'0 1/2"		
	<u>Long Jump</u>	<u>Javelin</u>	<u>800 Meters</u>		<u>FINAL TOTAL</u>
	4.20/355/2511	16.06/216/2727	2:38.0/596/3323		7 — 3323
	13'9 1/2"	52'8 1/4"			

	<u>110 Meter HH</u>	<u>High Jump</u>	<u>Shot Put</u>	<u>200 Meters</u>	<u>1ST DAY TOTAL</u>
Kristin Lesperance/George Fox	18.5/415	1.42/534/949	6.63/311/1260	30.0/465/1725	8 — 1725
		4'7 3/4"	21'9"		
	<u>Long Jump</u>	<u>Javelin</u>	<u>800 Meters</u>		<u>FINAL TOTAL</u>
	3.96/299/2024	18.86/268/2292	2:38.6/589/2882		8 — 2881
	13'0"	61'10 1/2"			

	<u>110 Meter HH</u>	<u>High Jump</u>	<u>Shot Put</u>	<u>200 Meters</u>	<u>1ST DAY TOTAL</u>
Carole Henggeler/NW Nazarene	18.2/444	DNC/0/444	9.38/489/933	28.5/574/1507	9 — 1507
			30'9"		
	<u>Long Jump</u>	<u>Javelin</u>	<u>800 Meters</u>		<u>FINAL TOTAL</u>
	4.26/369/1876	21.88/324/2200	2:40.2/571/2771		9 — 2771
	13'11 3/4"	71'9 1/2"			

OREGON SMALL COLLEGE RELAYS
men's results

Saturday, March 12, 1988

Willamette University

Hammer

1. Willamette 389-0 Collins, 162-2; Cooley, 124-9; Smith, 102-1
Others: Dean, L, 170-8; McDonald, L, 131-11

110 High Hurdles (no teams)

1. Boschma, L, 16.3; 2. Young, PSU, 16.5; 3. Nelson, W, 16.6.

Long jump

1. Linfield	61-7½	Coonrod, 21-8 3/4; Vasas, 19-9¼; Prevadello, 19-1¼
2. Western Oregon	59-11¼	Hargett, 21-5 3/4; Lewelling, 19-7½; Coblens, 18-10
3. Portland State	59-10¼	Harris, 21-5½; Dorty, 19-5¼; Delgardo, 18-11½
4. Willamette	56-9	Allison, 21-½; Folker, 19-7; Ware, 16-1½
5. George Fox	55-4½	Nickell, 19-1¼; Nagle, 18-2; Fawver, 18-3/4

Others: McDowell, UP, 20-2½

4xMile

1. Portland	17:36.5	Rowe, Sabo, Miller, Cross
2. Western Oregon	17:43.4	Tilgner, Winfield, Rodli, Wright
3. Willamette	18:03.0	Coleman, Hayden, Seligman, Adkisson
4. Linfield	18:11.1	Whitlow, Tow, Frost, Weisel
5. Portland State	19:13.4	Schlatter, Clement, M. Doherty, Bell
6. Lewis & Clark	19:17.8	Ellis, Hortmann, Vaughan, Barlow

4x100m

1. Western Oregon	43.2	Biamont, Bakley, Fogarty, Hargett
2. Portland State	43.3	Delgardo, Harris, Hardeman, D. Doherty
3. Willamette	43.6	Wiltsey, Folker, Reese, Harwood
4. Lewis & Clark	43.6	Chan, Beery, Olson, Caine
5. Linfield	44.7	Gillespie, Sims, Vasas, Boschma
6. George Fox	45.5	Miller, Brown, Conley, Nagle

Shot put

1. Linfield	134-4½	Deyoung, 46-3; McDonald, 46-5; Charles, 42-1
2. Portland State	132-5½	Taube, 47-3½; Hall, 45-3; Boyer, 39-11
3. Willamette	127-10½	Collins, 46-3; Smith, 41-7½; Foutz, 40-0
4. George Fox	110-6	Nickel, 41-8; Schmeltezer, 39-4; Fawver, 29-6
5. Lewis & Clark	106-11	Snider, 39-4; Telesmanich, 34-7; Waldo, 33-0
6. Western Oregon	106-6½	Hull, 41-4; Holm, 34-1; Coblens, 31-1½

Javelin

1. Linfield	456-6	Coste, 172-0; Dean, 155-4; Medeiros, 122-0
2. Western Oregon	409-4	Hull, 173-0; Olaf, 125-9; Coblens, 110-7
3. George Fox	398-4	Nickel, 163-9; Brown, 124-8; Nagle, 109-11

Others: Barr, W, 173-4; Ivers, PSU, 160-10; Ostrom, PSU, 150-4; Bryant, W, 149-9

Pole vault

1. Willamette	41-0	Gile, 14-6; Fowler, 13-6; Hayes, 13-0
2. Western Oregon	38-6	Bakley, 15-0; Holm, 12-6; Peitsch, 11-0

Others: Maclean, L, 13-0; Rinard, LC, 12-0; Ewbank, LC, 11-0; Melendy, L, 11-0
DeleMelena, PSU, no height

Distance Medley

1. Western Oregon	10:29.4	Ocson, Schrock, Wood, Jordan
2. Portland State	10:33.2	Garlitz, Wines, Kempthorn, Colburn
3. Lewis & Clark	10:39.7	Harris, Ritenhouse, Hartmann, Woodard
4. George Fox	10:48.9	Swigart, Hall, Swingle, Howard
5. Willamette	11:07.8	Colleran, Posewitz, Frith, Coleman

Sprint Medley

1. George Fox	1:35.3	Brown, Miller, Nagle, Conley
2. Lewis & Clark	1:35.4	Chan, Beery, Olson, Caine
3. Western Oregon	1:36.0	Blamont, Hargett, Ussury, Van Dyke
4. Portland State	1:36.8	Jones, Harris, Wolfolk, Doherty
5. Linfield	1:37.4	Gillespie, Sims, Roberts, Underwood
6. Willamette	1:39.0	Wiltsey, Reese, Harwood, Nelson

4x800

1. Western Oregon	7:56.0	Esse, Jordan, Lind, Tilgner
2. Portland	7:58.3	Thompson, Rowe, Miller, Messiter
3. George Fox	8:16.6	Hall, Tilzey, Howard, Swigart
4. Portland State	8:24.7	Wines, Clement, Colburn, Schlatter
5. Lewis & Clark	8:44.4	Lee, Ellis, Vaughan, Gonzalez

Discus

1. Willamette	403-9	Sommer, 143-6; Collins, 128-8; Cooley, 123-7
2. Portland State	395-0	Boyer, 139-4; Taube, 136-3; Hall, 119-5
3. George Fox	293-2½	Nickell, 113-10; Schmeltzer, 111-10; Fawver, 67-6½
4. Western Oregon	288-0	Hull, 121-9; Holm, 92-1; Coblens, 74-2
5. Linfield	228-5½	McDonald, 133-4; Charles, 95-1½; Medeiros, scr.

4x200

1. Western Oregon	1:30.4	Biamont, Ussury, Olson, Hargett
2. Lewis & Clark	1:32.2	Chan, Beery, Olson, Caine
3. George Fox	1:37.5	O'Neil, Irish, Nickell, Brown

5000 meters (no teams)

1. Kamadoli	15.54.3	Willamette
2. Ruona	16.00.8	Portland
3. Tilzey	16.11.1	George Fox
4. Mock	16.27.1	George Fox
5. Swingle	16.32.2	George Fox

49:10.4

4x400

1. Western Oregon	3:28.4	VanDyke, Fogarty, Wood, Tilgner
2. Portland State	3:30.5	Garlitz, Doherty, Wines, Kempthorn
3. Willamette	3:30.6	Reese, Wiltsey, Harwood, Folker
4. Portland	3:31.2	Cross, Thompson, Miller, Messiter
5. Lewis & Clark	3:32.6	Lee, Ritenhouse, Harris, Beery
6. George Fox	3:35.0	Brown, Swingle, Howard, Conley

High Jump

1. Portland	19-7 3/4	McDowell, 6-11 3/4; Howe, 6-4; Novotny, 6-4
2. Willamette	18-3	Merritt, 6-6; Carman, 6-0; Allison, 5-9
3. George Fox	18-1½	Hagen, 6-10½; Fawver, 5-9; Brown, 5-6
4. Linfield	17-11	Saymour, 6-2; Tinnell, 6-0; Handsen, 5-9
Others: Wilgers, WOSC, 6-0; Sabbato, WOSC, 5-9		

OREGON SMALL COLLEGE RELAYS
women's results

Saturday, March 12, 1988 Willamette University

Women's Shot Put

1. WU 115-11½ McDonald 40-7½, Pietig 39-1, Bush 36-3
 ②. GF 109-1 ^{#2} Wilson 40-4, Lang 34-9½, Fox 33-11½ # - NSR - old 99-½ 1981
 3. LC 93-5 Greenwood 33-8, Garrett 35-8, Harris 24-1
 Others: A. Alleman, PSU, 31-7½, W. Alleman, PSU, 33-11, Doyle, UP, 33-4, Buhler, UP, 30-0

100 Hurdles

WOSC 52.4 Henderson 16.9, Jensen 17.1, Coleman 18.4
 Others: Lowell, LCC, 16.4, Lind, LC, 16.6, Lang, GFC, 16.7, Lee, LC, 17.7, Allen, WU, 18.5, Lesperance, GFC, 19.5
 #5 A.T.

4xMile Relay

1. UP 21:07.4 Mullins, Arnold, Howard, Johnson
 2. WOSC 22:10.9 O'Leary, Brandt, Nicholas, Taruscio

4x400 Relay

1. WOSC 50.5 Hunt, Heramb, Willis, Wegener NMR - old 53.6 - wose - 1987
 ②. GFC 50.6 Lang, Shields, Carlson, Coston = old NR / #4 AT
 3. WU 51.1 Wright, Allen, Libby, Payne

High Jump

1. WOSC 15-0 Lovejoy 5-4, Gee 4-10, Jensen 4-10 NMR - old 14-8 LNR '86
 2. LC 14-5 Lind 5-4, Lee 4-10, Garrett 4-3 UP '87
 3. LCC 13-5 Lowell 4-8, Duncan 4-6, Elliot 4-3
 ④. GFC 12-10 Lesperance 4-10, Wigley 4-0, Lang 4-0
 Others: Doyle, UP, 5-2, Buhler, UP, 5-2, Allen, WU, 4-8

Distance Medley

1. LC 12:57.7 Harris, Campos, Leckenby, Thatcher
 2. WU 13:10.9 Janzen, Al-Shemmari, Cammack, Goth
 3. WOSC 13:31.9 Loop, Stanton, Brandt, Dick

Sprint Medley

①. GFC 1:55.4 Lang, Carlson, Shields, Springer
 2. WU 1:56.3 Wright, Payne, Libby, Haxton
 3. WOSC 2:02.2 Coleman, Hunt, Henderson, Robertson

Javelin

1. LC 325-5 Halter 124-4, Wamback 116-1, Pickel 85-0
 ②. GFC 318-10 Fox 132-10, Wilson 102-2, Springer 83-10 #8 A.T. NMR - old 298 '87
 Others: Buckmaster, WU, 133-8, Johnson, LCC, 133-0, Gee, WOSC, 122-5, Osborne, WOSC, 114-5, Buhler, UP, 107-9, Doyle, UP, 78-4, Lauman, WU, 76-2

4x800 Relay

1. UP 9:40.3 Arnold, Buhler, Mullin, Johnson
 2. LCC 9:52.6 Stuart, Mitchelmore, Larson, Perry
 3. WOSC 9:54.8 O'Leary, Stanton, Loop, Taruscio
 4. LC 10:29.4 Birt, Harris, Campos, Leckenby

Discus

1. WU 384-10 Pietig 139-4, Bush 127-1, McDonald 118-5 NMR - old 354.3 - LC '85
 ②. GFC 261-4 Wilson 113-9, Fox 74-7, Lang 73-0
 Others: Osborn, WOSC, 101-11

4x200 Relay

- | | | |
|---------|--------|------------------------------------|
| 1. WOSC | 1:49.3 | Hunt, Coleman, Willis, Wegener |
| 2. LC | 1:50.9 | Garret, Marchwinski, Lind, Lee |
| 3. GFC | 1:52.0 | Lang, Carlson, Lesperance, Shields |

5000

- #2 AT.
- | | | |
|---------------------------|----------------------------|----------------------------|
| 1. Potts, GFC, 18:51.7, | 2. Reisinger, WU, 18:55.6, | 3. Edgerton, PSU, 19:45.4, |
| 4. Welland, LCC, 20:07.9, | 5. Lang, GFC, 20:29.6, | 6. Doody, LC, 20:43.2, |
| 7. Becken, WU, 21:50.5 | | |
- #4 AT.

4x400 Relay

- | | | |
|--------|--------|---------------------------------------|
| 1. LCC | 4:11.0 | Stuart, Mitchellmore, Larsen, Perry |
| 2. WU | 4:16.0 | Wright, Cammack, Thomas, Payne |
| 3. GFC | 4:19.3 | Coston, Lesperance, Springer, Shields |

Long jump

- | | | |
|------------------|--------|---|
| 1. Willamette | 49-8½ | Libby, 17-6; Wright, 16-8; Allen, 15-6½ |
| 2. Linfield | 44-5½ | Lee, 15-5 ¾; Lind, 14-8½; Stevens, 14-3½ |
| 3. Lewis & Clark | 42-9 ¾ | Lowell, 14-5½; Elliott, 14-5½; Duncan, 13-11½ |

NMA. old WOSC 1984
1985

BEAR TRACKS.....



GEORGE FOX COLLEGE

TRACK & FIELD / CROSS COUNTRY

ENTRIES FOR RELAYS:

(3-12)
(1988)

ITEMS OF SPECIAL NOTE:

BREAKFAST - regular time

DEPARTURE -- 11:00 AM

MEALS -- Brown bag, dinner "Lincoln" (tee hee)

1:00 -- MEN'S JAVELIN

Nickell 163-9
* Brown 124-8 (#7 A.T.)
Nagle 109-11

WOMEN

2ND 318-10 (SR)
Fox 132-10
* Wilson 102-2
Ayers, or
* Springer 83-10

1:00 -- MEN'S LONG JUMP

5TH 55-4 1/2
Nickell 19-1 1/4
Nagle 18-2
Miller or
O'Neil or
Fawver 18-0 3/4

1:00 -- WOMEN'S HIGH JUMP (4'0")

Lesperance 4-10
Wigley 4-0
Lang 4-0

MEN 3RD 18-1 1/2 (5'6")
* Hagen 6-10 1/2
Fawver 5-9
Brown 5-6

1:00 -- WOMEN'S SHOT

2ND 109-1 (SR)
* Wilson 40-4
* Fox 33-11 1/2
* Lang 34-9 1/2

MEN

4TH 110-6
Schmeltzer 39-4
* Nickell 41-8
O'Neil
FAWVER 29-6

FOLLOWING SHOT -- WOMEN'S DISCUS

2ND 261-4
Wilson 113-9
Fox 74-7
Ayers or
M. LANG 73-0

THEN MEN

3RD 293-2 1/2
Schmeltzer 111-10
Nickell 113-10
Brown
Fawver (?) 67-6 1/2

1:40 -- HIGHS

3RD * Lang 16.7 (#5 A.T.)
Lesperance 19.5
Geston or
Wilson

Nickell
Brown

2:00 -- 4 x MILE

2:30 -- 4 x 100

2ND 50.6 = 20 MA
Lang
* Shields
Carlson
Coston

Brown
* Miller
Nagle
Conley

2:40 -- DMR

4TH 10:48.9
* 400-Swigart 51.5c
800-Hall 63-63 (2:05.5c)
1200-Swingle 63-69.70 (3:22)
1600-Howard 64-67-69-69 (4:29.1)

3:15 -- SPRINT MEDLEY

1ST 1:35.3
100-Brown
100-Miller
200-Nagle
400-Conley 49.

Lang
Carlson
Shields
Springer 61.3c

3:30 -- 4 x 800

3RD 8:16.6
Hall 64-65 - 2:07.8c
* Tilzey 61-63 - 2:03.2c
Howard 60-64 - 2:03.4
Swigart 57-63 - 1:59.4

3:55 -- 4 x 200

3RD 1:52.0
Lang
Carlson
Lesperance
Shields

3RD 1:37.5
O'Neil
Irish
Nickell
Brown

4:10 -- Co-Ed 5K

1ST 49:10.4
Potts 18:51.7 (#2 A.T.)
M. Lang 20:29.6 (44 A.T.)
Mock 16:27.1
Tilzey 16:11.1
Swingle 16:11.1

4:35 -- 4 x 400

3RD 4:19.3
Coston 66
Lesperance 66.6
Springer 63.7
Shields 63.1

6TH 3:35.0
Miller
Brown
Swigart 52.7
Conley 51.1
Howard 55.1

1988
19TH ANNUAL
BILL WILDE MEMORIAL - MT. HOOD RELAYS
MEN'S RESULTS

LONG JUMP

1	GABE CRANE	CLACKAMAS	23' 7.25"
2	MIKE CALDWELL	HIGHLINE	22' 8"
3	CHRIS SPRIGGS	UMPQUA	22' 3.5"
4	SEAN O'SHEA	LINN-BENTON	22' 0"
5	CHRIS COOK	GREEN RIVER	20' 4"
6	JEFF WALDIEN	LINN-BENTON	20' 4"

110 M. HIGH HURDLES

1	JIM MILLAGER	LINN-BENTON	14.9
2	GABE CRANE	CLACKAMAS	14.9
3	DEVON WHITE	LANE	15.1
4	CAESAR MALVAR	BELLEVUE	15.3
5	JOSE MURRAY	HIGHLINE	15.7

HAMMER THROW

1	NIC ANASTASSIADES	LANE	159' 5" (new meet record)
2	DAN GORMAN	LANE	148' 4"
3	JIM BAKER	CLACKAMAS	135' 9"
4	BRIAN JOHNSON	CLACKAMAS	131' 3"
5	PHIL YATES	BELLEVUE	123' 9"
6	FRANK SLINGER	LINN-BENTON	117' 3"

3200 M. RELAY (4X800)

1	HIGHLINE	7:44.0
2	CLACKAMAS	8:08.0
3	MT. HOOD	8:14.9
4	GREEN RIVER	8:26.1
5	BELLEVUE	8:26.3

400 M. RELAY (4X100)

1	CLACKAMAS	42.3
2	HIGHLINE	43.2
3	LINN-BENTON	43.4
4	BELLEVUE	43.6
5	UMPQUA	44.2
⑥	LANE GFC	44.3

POLE VAULT

1	PAT LICARI	HIGHLINE	15' 0"
2	ANDY HOLTE	LANE	15' 0"
3	GARTH WILLARD	HIGHLINE	15' 0"
4	RICK MADSEN	LINN-BENTON	14' 6"
5	BEN BENSON	LANE	14' 6"

MT. HOOD RELAYS - MEN'S RESULTS (p. 2)

1600 M. RELAY (4X400)

1	CLACKAMAS	3:18.2
2	BELLEVUE	3:20.0
3	MT. HOOD	3:21.5
4	LINN-BENTON	3:25.1
5	HIGHLINE	3:26.5
⑥	GEORGE FOX	3:29.0

HIGH JUMP

①	HAGEN	GEORGE FOX	6' 8"
2	JAY HAVEL	LINN-BENTON	6' 6"
3	RICK FLEMMER	CLACKAMAS	6' 4"
4	CHRIS PATOINE	UMPQUA	6' 2"
4	ERIC MOEN	LINN-BENTON	6' 2" } tie
5	NATE GOLDEN	CLACKAMAS	6' 2"

JAVELIN

1	MIKE WORTHYLAKE	MT. HOOD	189' 4.5"
2	KEN WEINBERG	LINN-BENTON	182' 2"
3	DOUG OLSON	UMPQUA	180' 0"
4	RON OLSON	BELLEVUE	179' 6"
5	JOHN PAHLKE	CLACKAMAS	178' 4"
6	KENNY CULT	LANE	170' 5"

DISTANCE MEDLEY RELAY (1200, 400, 800, 1600)

1	CLACKAMAS	10:28.5
2	LANE	10:32.7
3	HIGHLINE	10:37.0
4	MT. HOOD	10:59.5
5	BELLEVUE	11:08.3
6	GREEN RIVER	11:32.9

SPRINT MEDLEY RELAY (200, 200, 400, 800)

1	HIGHLINE	3:32.7
②	GEORGE FOX	3:32.8
3	BELLEVUE	3:32.9
4	CLACKAMAS	3:35.6
5	LANE	3:46.2
6	LINN-BENTON	3:49.6

DISCUS

1	LANCE LEHNE	LANE	148' 5"
2	DAVE PHILLIPS	HIGHLINE	140' 1"
3	JIM BAKER	CLACKAMAS	136' 1"
4	SHANE COLGLAZIER	TACOMA	133' 3"
5	JOHN PIETZ	HIGHLINE	130' 10"
⑥	JOEL SCHMELTZER	GEORGE FOX	130' 6"

MT. HOOD RELAYS - MEN'S RESULTS (p. 3)

800 M. RELAY (4X200)

1	CLACKAMAS	1:30.1
2	HIGHLINE	1:31.1
3	BELLEVUE	1:31.5
4	MT. HOOD	1:33.9
5	LINN-BENTON	1:34.5

6400 M. RELAY (4X1600)

1	HIGHLINE	18:02.8
②	GEORGE FOX	18:23.1
3	CLACKAMAS	18:49.8
4	BELLEVUE	19:28.5
5	LANE	20:04.3

SHOT PUT

1	DAVE PHILLIPS	HIGHLINE	48' 3.5"
2	LANCE LEHNE	LANE	47' 11.75"
3	JOHN PIETZ	HIGHLINE	45' 1.25"
4	JIM BAKER	CLACKAMAS	44' 11"
5	DAN GORMAN	LANE	44' 6"
6	SHANE COLGLAZIER	TACOMA	44' 6"

TRIPLE JUMP

1	CHRIS SPRIGGS	UMPQUA	46' 9.5"
2	MIKE BURRELL	LINN-BENTON	46' 0.5"
3	STEVE MILLER	CLACKAMAS	44' 9.5"
4	BRIAN WINKLE	LANE	44' 2.75"
5	SEAN O'SHEA	LINN-BENTON	42' 3"
⑥	FAWVER	GEORGE FOX	39' 3.5"

FINAL SCORE

CLACKAMAS	111
HIGHLINE	106
LANE	72
LINN-BENTON	62
BELLEVUE	42
MT. HOOD	30
GEORGE FOX	29
UMPQUA	27
GREEN RIVER	7
TACOMA	5
BLUE MOUNTAIN	0
SOUTHWESTERN OREGON	0
NORTH IDAHO	0

COMBINED TEAM SCORES

LANE	160
MT. HOOD	142
CLACKAMAS	122
HIGHLINE	106
BELLEVUE	98.5
GEORGE FOX	75
LINN-BENTON	64
UMPQUA	40
GREEN RIVER	27
NORTH IDAHO	22
BLUE MOUNTAIN	5
TACOMA	5
SOUTHWESTERN OREGON	0.5

1988
19TH ANNUAL
BILL WILDE MEMORIAL - MT. HOOD RELAYS
WOMEN'S RESULTS

HIGH JUMP

1	LISA WALTEBURG	BELLEVUE	5' 0"
2	GABRIELLE BRYANT	MT. HOOD	5' 0"
3	REGINA NEITCH	MT. HOOD	4' 10"
④	KRISTEN LESPERANCE	GEORGE FOX	4' 10"
5	STEPHANIE HOWARD	BLUE MOUNTAIN	4' 6"
6	MARCI SMITH	BELLEVUE	4' 6" } tie
6	SAGE QUILICI	SWOCC	4' 6" }

JAVELIN

①	DENISE FOX	GEORGE FOX	151' 6"
2	JENNIFER LINDQUIST	GREEN RIVER	137' 3"
3	GINA PASSADORE	CLACKAMAS	134' 11"
4	MICHELLE WEISSENFELS	LANE	127' 5"
5	JACKIE PICKETT	MT. HOOD	124' 4"
6	LORI FAIR	BELLEVUE	118' 2"

100 M. HIGH HURDLES

1	JILL COCHRAN	LANE	15.4
2	KENNEDY LEWIS	BELLEVUE	15.5
3	ANISSA PALM	UMPQUA	17.2
4	SHANNON OGAWA	MT. HOOD	17.2
5	FAITH TAYLOR	CLACKAMAS	17.3
6	JANET PROBSTEL	BLUE MOUNTAIN	17.6

DISCUS

1	LORI JENSON	MT. HOOD	124' 3"
②	DANIELLE WILSON	GEORGE FOX	121' 11"
3	RACHAEL THORNTON	NORTH IDAHO	121' 8.5"
4	MICHELLE WEISSENFELS	LANE	119' 11.5"
5	STEPHANIE HOWARD	BLUE MOUNTAIN	109' 7"
6	TANYA THOMPSON	LANE	109' 1.5"

3200 M. RELAY (4X800)

1	MT. HOOD	9:28.9
2	NORTH IDAHO	9:33.5
3	LANE	10:06.2

400 M. RELAY (4X100)

1	MT. HOOD	48.6
2	LANE	49.6
③	GEORGE FOX	50.4
4	BELLEVUE	51.0
5	CLACKAMAS	51.4
6	UMPQUA	51.6

MT. HOOD RELAYS - WOMEN'S RESULTS (p. 2)

1600 M. RELAY (4X400)

1	MT. HOOD	3:59.7
2	LANE	4:03.6
3	BELLEVUE	4:14.8

LONG JUMP

1	TAMMY COURTNEY	LANE	18' 10.75" (new record)
2	KAREN CASE	MT. HOOD	17' 1.75"
3	LEISA PUCKETT	MT. HOOD	17' 0.25"
4	LORI FAIR	BELLEVUE	16' 9"
5	SYBLE MCVEY	LANE	16' 5"
6	KENNEDY LEWIS	BELLEVUE	16' 4"

DISTANCE MEDLEY RELAY (1200. 400. 800. 1600)

1	MT. HOOD	12:43.7
2	NORTH IDAHO	12:45.6
3	LANE	13:21.9

SPRINT MEDLEY RELAY (100. 100. 200. 400)

1	LANE	1:54.4
②	GEORGE FOX	1:54.4
3	BELLEVUE	1:54.9
4	GREEN RIVER	1:56.2
5	MT. HOOD	1:57.8
6	CLACKAMAS	1:59.4

SHOT PUT

①	DANIELLE WILSON	GEORGE FOX	39' 2"
2	LORI JENSON	MT. HOOD	38' 7"
3	TANYA THOMPSON	LANE	37' 7"
4	LAURA RECORDS	GREEN RIVER	37' 4"
5	SHERRI COOK	LINN-BENTON	37' 1"
6	MICHELLE WEISSENFELS	LANE	36' 10"

800 M. RELAY (4X200)

1	MT. HOOD	1:44.5
2	LANE	1:46.8
3	BELLEVUE	1:48.8
4	GREEN RIVER	1:50.5

MT. HOOD RELAYS - WOMEN'S RESULTS (p. 3)

TRIPLE JUMP

1	KENNEDY LEWIS	BELLEVUE	35' 1.25"
2	KAREN CASE	MT. HOOD	34' 7"
3	KRISTY FRADY	UMPQUA	34' 6"
4	SYBLE MCVEY	LANE	32' 4.5"

FINAL SCORE

MT. HOOD	112
LANE	88
BELLEVUE	56.5
GEORGE FOX	46
NORTH IDAHO	22
GREEN RIVER	20
UMPQUA	13
CLACKAMAS	11
BLUE MOUNTAIN	5
LINN-BENTON	2
SOUTHWESTERN OREGON	0.5

COMBINED TEAM SCORES

LANE	160
MT. HOOD	142
CLACKAMAS	122
HIGHLINE	106
BELLEVUE	98.5
GEORGE FOX	75
LINN-BENTON	64
UMPQUA	40
GREEN RIVER	27
NORTH IDAHO	22
BLUE MOUNTAIN	5
TACOMA	5
SOUTHWESTERN OREGON	0.5



Men's Outdoor Track and Field Wrap-Up



TEAM RESULTS

1. **Azusa Pacific CA, 112;** 2. **Prairie View TX, 63;** 3. **Wayland Baptist TX, 59;** 4. **Adams State CO, 57;** 5. **Missouri Baptist, 44;** 6. **Southern Oregon, 27;** 7. **Point Loma Nazarene CA, 26;** 8. **Central Washington, Western State CO and Wisconsin-Parkside, 24;** 11. **Henderson State AR, 22;** 12. **Central Arkansas, 21;** 13. **Harding AR, 18;** 14. **Pittsburg State KS, 17;** 15. **Arkansas-Monticello and Whitworth WA, 16;** 17. **Ouachita Baptist AR, 15;** 18. **Concordia NE and Tarleton State TX, 14.**

20. **Chadron State NE, High Point NC, North Florida, Oklahoma Christian and Saginaw Valley MI, 13;** 25. **Hillsdale MI, Oklahoma Baptist and Southern Colorado, 12;** 30. **Emporia State KS, Linfield OR and Simon Fraser BC, 11;** 31. **Biola CA, Jamestown ND and Western Washington, 10;** 34. **Hastings NE, 9;** 35. **Florida Memorial, 8;** 36. **Fort Hays State KS, 6.5;** 37. **Midland Lutheran NE and Southwestern KS, 6;** 39. **Anderson IN, Moorhead State MN, Pacific Lutheran WA and Westmont CA, 5.**

43. **Aquinas MI, 4.5;** 44. **California Lutheran, Doane NE, Glenville State WV, Southern Arkansas and Walsh OH, 4;** 49. **Franklin IN, Minot State ND, Northern State SD, Puget Sound WA and Sterling KS, 3.5;** 51. **Austin College TX, Central State OK, George Fox OR, Grand View IA, Northwestern IA, Siena Heights MI, Southern-New Orleans LA and Western Oregon, 2;** 62. **Cedarville OH, Dakota State SD, Howard Payne TX, Wayne State NE, West Florida and Winona State MN, 1.**

INDIVIDUAL RESULTS

Following are the individual results of the ServiceMaster NAIA National Men's Outdoor Track and Field Championship. The top six individuals in each event and the individuals on the top six relay teams in each category earned NAIA All-America honors.

100-METER DASH: 1. **Oliver Daniels, Biola CA, 10.43;** 2. **Anthony Pierson, Missouri Baptist, 10.48;** 3. **Omair Whitfield, Hastings NE, 10.52;** 4. **Anthony Alexander, Henderson State AR, 10.57;** 5. **Randy Norris, High Point NC, 10.58;** 6. **Ronald Breath, Adams State CO, 10.62;** 7. **Lettoré Swinney, Missouri Baptist, 10.77;** 8. **Ernest McDondle, Southern Colorado, 10.86.**

110-METER HURDLES: 1. **Anthony House, Azusa Pacific CA, 13.98;** 2. **Brian Arnold, Azusa Pacific CA, 14.10;** 3. **Ike Mbadugha, Azusa Pacific CA, 14.11;** 4. **Jon Haselhorst, Fort Hays State KS, 14.30;** 5. **Solomon Okundaye, Oklahoma Baptist, 14.33;** 6. **Tyrone Lewis, Minot State ND, 14.60;** 7. **Rodney Glenn, Central State OK, did not finish;** 8. **Oscar Woodberry, Oklahoma Christian, disqualified.**

200-METER DASH: 1. **Devon Morris, Wayland Baptist TX, 20.98;** 2. **Eric Pogue, Prairie View TX, 21.22;** 3. **Anthony Pierson, Missouri Baptist, 21.23;** 4. **Roger Franklin, Arkansas-Monticello, 21.53;** 5. **Joe Wofford, Western State CO, 21.61;** 6. **Charles Bruce, Prairie View TX, 21.62;** 7. **Kenneth Williams, Southern-New Orleans LA, 21.67;** 8. **Ronald Breath, Adams State CO, 22.04.**

400-METER DASH: 1. **Devon Morris, Wayland Baptist TX, 45.45;** 2. **Rodney Eleby, Wayland Baptist TX, 46.16;** 3. **Charles Bruce, Prairie View TX, 46.27;** 4. **Kenneth Davis, Central Arkansas, 46.29;** 5. **Darren Bernard, California Lutheran, 46.65;** 6. **Roger Franklin, Arkansas-Monticello, 46.82;** 7. **Frankie Atwater, Grand View IA, 47.15;** 8. **Patrick Woodson, Central Arkansas, 47.69.**

400-METER HURDLES: 1. **Felton Nails, Prairie View TX, 51.34;** 2. **Wilbert Johnson, Florida Memorial FL, 51.53;** 3. **Eric West, Missouri Baptist, 51.83;** 4. **Kris Anderson, Point Loma Nazarene CA, 52.40;** 5. **LeAnthony Vaughn, Southern Arkansas, 52.58;** 6. **David Arnold, High Point NC, 52.63;** 7. **Brian Arnold, Azusa Pacific CA, 52.69;** 8. **Tony Schnieder, Western State CO, 52.70.**

800-METER RUN: 1. **Anthony Christie, Prairie View TX, 1:48.80;** 2. **Eric Van Matre, Harding AR, 1:50.29;** 3. **Cecil Shy, Missouri Baptist, 1:50.35;** 4. **Kisute**

Kiboko, Wayland Baptist TX, 1:50.45; 5. **Sasha Nagy, Simon Fraser BC, 1:50.79;** 6. **John Lutner, Northern State CO, 1:50.80;** 7. **Michael Gregory, Wayland Baptist, 1:50.99;** 8. **David Boyd, Azusa Pacific CA, 1:53.14.**

1,500-METER RUN: 1. **Roger Jennings, Emporia State KS, 3:47.63;** 2. **Mike Pace, Central Washington, 3:50.13;** 3. **Andy Rinn, Midland Lutheran NE, 3:52.58;** 4. **Frank Runion, Anderson IN, 3:52.76;** 5. **Rob Nelson, Simon Fraser BC, 3:52.85;** 6. **Terry Cardle, Simon Fraser BC, 3:52.91;** 7. **Mike Maynard, Point Loma Nazarene CA, 3:53.04;** 8. **Marvin Smith, Walsh OH, 3:53.51.**

5,000-METER RUN: 1. **Eduardo Navas, Western State CO, 14:08.65;** 2. **Craig Dickson, Adams State CO, 14:09.65;** 3. **Juan Diaz, Western State CO, 14:09.69;** 4. **Rick Robirds, Adams State CO, 14:12.30;** 5. **Tony Ryan, North Florida, 14:12.57;** 6. **Jack Sperber, Adams State CO, 14:13.64;** 7. **Marco Ochoa, Adams State CO, 14:24.50;** 8. **Fionan Cronin, North Florida, 14:34.16.**

10,000-METER RUN: 1. **Rick Robirds, Adams State CO, 30:15.03;** 2. **DeClan Doyle, North Florida, 30:26.53;** 3. **Leodgard, Fiita, Wayland Baptist TX, 30:27.22;** 4. **Pat Melgares, Adams State CO, 30:36.45;** 5. **Brendan Murphy, Pittsburg State KS, 30:37.08;** 6. **Jeff Heiser, Walsh OH, 30:38.68;** 7. **Marco Ochoa, Adams State CO, 30:56.50;** 8. **Eric Fillinger, Cedarville OH, 31:04.82.**

10,000-METER RACE WALK: 1. **Mike Stauch, Wisconsin-Parkside, 41:56.4;** 2. **David Cummins, Central Washington, 43:24.4;** 3. **Doug Fournier, Wisconsin-Parkside, 43:34.6;** 4. **Jon Jorgenson, Wisconsin-Parkside, 46:02.4;** 5. **Anthony Englehardt, Western Washington, 46:14.2;** 6. **John Marter, Wisconsin-Parkside, 47:31.3;** 7. **Dominic Urbano, Central Washington, 47:42.1;** 8. **Vance Godfrey, George Fox OR, 53:00.5.**

STEELCHASE: 1. **Chuck Schwartz, Adams State CO, 8:56.19;** 2. **Carl Jaquez, Adams State CO, 8:58.89;** 3. **Shaun Butler, Saginaw Valley MI, 9:03.42;** 4. **Roger Thelen, Moorhead State MN, 9:06.19;** 5. **Charles Dent, Glenville State WV, 9:07.39;** 6. **Steve Cathcart, Western State CO, 9:08.71;** 7. **Elliott J. Rodda, Southwestern KS, 9:09.69;** 8. **Brian Reed, Winona State MN, 9:22.61.**

MARATHON: 1. **Paul Brigran, Missouri Baptist, 2:26:13.3;** 2. **Ray Whitlow, Linfield OR, 2:26:37.0;** 3. **Jamie Burnham, Missouri Baptist, 2:31.00.3;** 4. **Gus Hermes, Westmont CA, 2:33:31.0;** 5. **Joshua Sakon, Southern Oregon, 2:34:23.0;** 6. **Mark Brennan, Puget Sound WA, 2:35:34.1;** 7. **Jeff Myers, Siena Heights MI, 2:37:46.7;** 8. **Kenneth Cole, West Florida, 2:40:57.6.**

400-METER RELAY: 1. **Prairie View TX (Felton Nails, Eric Pogue, Karenton Facey, Charles Bruce), 40.38;** 2. **Henderson State AR (Anthony Alexander, Wade Menzies, Ward Menzies, David Gray), 40.97;** 3. **High Point NC (David Arnold, Randy Norris, Wayne Jones, Lavelle Kinney), 41.19;** 4. **Azusa Pacific CA (Herby Akpom, Ike Mbadugha, Brian Arnold, Anthony House), 41.31;** 5. **Central Arkansas (Lynn Morris, Patrick Woodson, Troy Brown, Kenneth Davis), 41.64;** 6. **Southern Colorado (Cal Butcher, Shaun Bassfield, Ernest McDondle, Myron Jefferson), 41.71;** 7. **Austin College TX, 41.71;** 8. **Central State OK, 44.04.**

1,600-METER RELAY: 1. **Prairie View TX (Charles Bruce, Felton Nails, Eric Pogue, Anthony Christie), 3:05.42;** 2. **Wayland Baptist TX (Dennis Alexander, Rodney Eleby, Michael Gregory, Devon Morris), 3:06.63;** 3. **Central Arkansas (Lynn Morris, Patrick Woodson, Troy Brown, Kenneth Davis), 3:10.86;** 4. **Henderson State AR (Alan Bryant, David Gray, Ward Menzies, Wade Menzies), 3:11.77;** 5. **Tarleton State TX (Jeff Smith, Tom Green, Pat Jones, Kenny Moore), 3:12.00;** 6. **Hastings NE (Andre Sanders, Keith Bill-**

ingsly, Dan Blanford, Marvin Williams), 3:12.53; 7. **Northwestern IA, 3:14.44;** 8. **Central State OK, 3:14.64.**

HIGH JUMP: 1. **David Bedford, Oklahoma Christian, 6-10.75;** 2. **Jack Nance, Azusa Pacific CA, and Tom Badour, Saginaw Valley MI, 6-10.75;** 4. **Mike Wilson, Aquinas MI, and Bill Baker, Harding AR, 6-10.75;** 6. **Daniel Raatjes, Point Loma Nazarene CA, 6-09.5;** 7. **Steve Broxterman, Fort Hays State KS, and T. J. Howard, Harding AR, 6-08.25.**

LONG JUMP: 1. **Terry Talton, Tarleton State TX, 25-06.25;** 2. **Anthony Beal, Arkansas-Monticello, 25-04.0;** 3. **Herby Akpom, Azusa Pacific CA, 24-09.75;** 4. **Rodgers Gaines, Ouachita Baptist AR, 24-00.25;** 5. **Junior Lewis, Southwestern KS, 23-10.25;** 6. **Beaul Haynes, Oklahoma Christian, 23-08.25;** 7. **Myron Jefferson, Southern Colorado, 23-03.5;** 8. **Dennis McWhinney, Prairie View TX, 23-03.25.**

TRIPLE JUMP: 1. **Lennox Adams, Ouachita Baptist AR, 51-01.0;** 2. **Solomon Okundaye, Oklahoma Baptist, 49-11.75;** 3. **Jerald Hopper, Western Washington, 49-09.25;** 4. **Dennis McWhinney, Prairie View TX, 49-03.0;** 5. **Myron Jefferson, Southern Colorado, 49-01.75;** 6. **Brian McElroy, Central Washington, 48-10.75;** 7. **Dale Johnson, Southern Colorado, 48-08.75;** 8. **Mark Vollmer, Wayne State NE, 47-09.25.**

POLE VAULT: 1. **Flay Deats, Wayland Baptist TX, 16-11.5;** 2. **David Brooks, Concordia NE, 16-07.5;** 3. **Don Kitzmann, Concordia NE, 15-11.75;** 4. **Jimmy Sloan, Harding AR, Randall Morris, Henderson State AR, and Ryan Pschigoda, Hillsdale MI, 15-07.75;** 7. **Mike Duncan, Azusa Pacific CA, 15-07.75;** 8. **Ted Methwin, Emporia State KS, 15-03.75.**

DISCUS: 1. **Ade Olukoju, Azusa Pacific CA, 194-03.0;** 2. **Randy Settell, Southern Oregon, 162-11.0;** 3. **Tim Jacobson, Whitworth WA, 160-07.0;** 4. **Bobby McDaniels, Central Arkansas, 158-09.0;** 5. **Steve Prokop, Azusa Pacific CA, 158-02.0;** 6. **Dale Osborne, Southern Oregon, 154-05.0;** 7. **Pat Mair, Azusa Pacific CA, 152-03.0;** 8. **Jeff Neal, Howard Payne TX, 150-11.0.**

HAMMER: 1. **Steve Prokop, Azusa Pacific CA, 214-03.0;** 2. **Kyong Song, Point Loma Nazarene CA, 185-11.0;** 3. **James Payton, Point Loma Nazarene CA, 182-02.0;** 4. **Tim Jacobson, Whitworth WA, 181-07.0;** 5. **Ben Keith, Pacific Lutheran WA, 176-04.0;** 6. **Doug Dean, Linfield OR, 172-08.0;** 7. **Matt Lydum, Western Oregon, 172-04.0;** 8. **Tommy Daniel, Azusa Pacific CA, 172-00.0.**

JAVELIN: 1. **Jon Claymore, Jamestown ND, 206-07.0;** 2. **Bob Campbell, Pittsburg State KS, 204-11.0;** 3. **Deron Dolif, Chadron State NE, 204-10.0;** 4. **Jeff Shaw, Pittsburg State KS, 198-11.0;** 5. **Clint Gertenrich, Azusa Pacific CA, 196-01.0;** 6. **Brian Siefert, Franklin IN, 194-07.0;** 7. **Danny Moore, Chadron State NE, 189-05.0;** 8. **David Nickell, George Fox OR, 188-01.0.**

SHOT PUT: 1. **Randy Settell, Southern Oregon, 60-10.5;** 2. **Ade Olukoju, Azusa Pacific CA, 60-06.5;** 3. **Steve Prokop, Azusa Pacific CA, 55-10.5;** 4. **Rich Merrill, Whitworth WA, 53-03.0;** 5. **John Baumann, Doane NE, 53-00.25;** 6. **Bill Walker, Central Washington, 53-00.25;** 7. **Dale Osborne, Southern Oregon, 52-08.75;** 8. **Adam Clark, Dakota State SD, 52-08.0.**

DECATHLON: 1. **Jack Nance, Azusa Pacific CA, 7,189;** 2. **Ryan Pschigoda, Hillsdale MI, 6,943;** 3. **Rich Verbal, Azusa Pacific CA, 6,878;** 4. **Danny Moore, Chadron State NE, 6,624;** 5. **Pat Shaunessy, Azusa Pacific CA, 6,483;** 6. **Wendell Donaldson, Sterling KS, 6,482;** 7. **Kwane Moore, Point Loma Nazarene CA, 6,434;** 8. **Brian Bertsch, Pacific Lutheran WA, 6,411.**

HERBERT B. MARETT OUTSTANDING PERFORMER
Devon Morris, Wayland Baptist TX



Cougars Claim an Unprecedented Title Before Capacity Crowd

Those running, jumping and throwing Cougars of Azusa Pacific CA found a new way to claim a national title last month at the ServiceMaster NAIA National Men's Outdoor Track and Field Championship. No, the Cougars did not unveil a new weapon in an arsenal which had already produced five straight titles. Rather, Azusa Pacific continued its well-balanced attack but did so on its home front.

Men's Outdoor Track and Field

With palm trees and mountains as a familiar back drop and a capacity crowd overflowing in the stands, Azusa Pacific won its sixth consecutive national title, an unprecedented feat in the event's 36-year history.

Azusa Pacific amassed its largest margin of victory since 1983 by outdistancing Prairie View TX, 112-63, a difference of 49 points.

The Cougars won four events and scored points in eight other events. Senior Steve Prokop tallied the first Cougar points by winning the hammer throw, followed by Anthony House in the 110-meter hurdles, Ade Olukoji in the discus and Jack Nance in the decathlon. The Cougars' biggest event was the hurdles where House, Brian Arnold and Ike Mbadugha swept the top three spots. Nance's decathlon victory, his second in as many years, was highlighted by a 7-1 record in the event's high jump competition.

A rash of last-minute injuries and unfortunate circumstances turned an Azusa Pacific-Wayland Baptist TX championship showdown into a Wayland Baptist-Prairie View showdown for second place. Prairie View racked-up 62 points during the final day of competition to leap from last to second place in the team standings. The Panthers won the 400-meter and 1,600-meter relays, the 400-meter dash behind Felton Nails and the 800-meter dash with Anthony Christie.

Wayland Baptist hung together to take third place despite the loss of Alrick Munroe,

Kenny Brokenburr, Craig Taylor, Larry Watt, Lorenzo McGill and James Rolle, a group Head Coach John Creer saw as 75 potential points.

It was no surprise the catalyst for the Pioneers turned out to be senior Devon Morris. Morris, the most-honored athlete in Wayland Baptist history, closed out his collegiate career with a performance that earned him the Herbert B. Marett Outstanding Male Performer Award. Morris completed a four-year sweep of the 400-meter dash, adding a win in the 200-meter for the second time. He also anchored Wayland Baptist's 1,600-meter relay team which finished second to Prairie View.

In addition to Nance's record in the decathlon's high jump event, only one other record fell in the men's division. Wisconsin-Parkide's Mike Stauch cut more than two minutes off his own record in the 10,000-meter race walk. The senior posted a time of 41:56.1 in winning the event for the third straight time, bettering his 1987 mark of 43:22.1.

Prairie View Wins Again as Outstanding Performances Highlight Meet

Outstanding individual performances propelled four teams to the top spots at the ServiceMaster NAIA National Women's Outdoor Track and Field Championship, held May 26-28 at Azusa Pacific CA. But when the individual performances were over and the final team points tabulated, it was the Pantherettes of Prairie View TX who walked away with the team title for the seventh consecutive year.

Under the guidance of Head Coach Barbara Jacket, Prairie View accumulated 93 points to defeat Wayland Baptist TX (82), Simon Fraser BC (67) and Azusa Pacific CA (52). The 1988 championship marked the third time Prairie View and Wayland Baptist finished one-two.

Prairie View's main firepower came from Kimolyn Vanzant. The junior won the 100-meter hurdles and the triple jump, finished third in the long jump and ran legs on the first place 400-meter relay team and second place 1,600-meter relay squad. Vanzant received ample support from teammate Wanda Clay, who finished third in the 200-meter dash, seventh in the 100-meter dash and ran on both the 400 and 1,600-meter relays.

The Pioneers of Wayland Baptist looked to Comfort Igeh and Denise Williams for their biggest point production. Igeh, outstanding performer in 1985, claimed the long jump title and also was second in the 100-meter dash, sixth in the 200-meter dash and a member of the 400-meter relay and the third place sprint medley relay. Williams came back from a knee injury during the opening day to place second in the long jump, 100-meter hurdles and the triple jump.

Simon Fraser's Leah Pells continued to exhibit the running form which made her the outstanding performer at the indoor cham-

pionship in February. The senior claimed her second straight win in the 1,500-meter run and shattered the record in winning the

Women's Outdoor Track and Field

3,000-meter. In that race Pells crossed the finish line in 9:19.93, breaking the mark of 9:34.69 set by Ann Manning of Portland OR in 1986. She also ran the second leg of the Clansmen's 1,600-meter relay team which finished second to Azusa Pacific.

For the capacity home crowd, Pells' excellent leg in the 1,600-meter relay was overshadowed by Airat Bakare's anchor leg for the Cougars. Running in her final race for Azusa Pacific, Bakare gave the fans a performance to remember by motoring past all six competitors in her leg to lead the Cougars to a first place finish. That performance sealed Bakare's selection as the Herbert B. Marett

Outstanding Female Performer. The senior also won the 200 and 400-meter dashes and anchored the champion sprint medley relay.

Pells' record in the 3,000-meter was just one of seven set during the three-day championship. Sophomore Carol Bailey of Concordia NE won her second straight 100-meter title, her time of 11.54 breaking Igeh's record of 11.68. Kelly Cox became Missouri Baptist's first individual champion in outdoor track and field history by posting a record 1.8 leap in the high jump, breaking the seven-year-old mark of Sybil Reddic. Denise Falzone's record time of 16:49.36 in the 5,000-meter run fell after two years to fellow Adams State CO runner Doris Watson. She covered the distance in 16:47.38.

Three records were set during the heptathlon competition, one by the winner Melanie Byrne of Southern Oregon. Byrne set a record in the high jump with 1.76. Jennifer Proud of Chadron State NE set a pair of records before withdrawing from the competition. She threw a record 12.68 in the shot put and finished the 200-meter dash in 25.17.

Grand Canyon *continued from page 1*

were treated to a total experience of international competition. Other than basketball, the U.S. delegation was able to see other competition including women's basketball (with the Canadian college select team and the Japan national team), men's team handball, men's and women's volleyball, sumo wrestling as well as others. In fact, many teams were just showing up for the Fair as the basketball portion came to a close. The U.S. gymnastics team arrived on May 2 as well as other teams from other countries.

The NAIA representatives had one "off day"


during their stay in Toyko. The Japan Amatuer Basketball Association and the Japan Travel Bureau aided in setting up a sight-seeing tour of Tokyo. Canyon's team along with Dr. Robert Mason, chief of mission for the trip and athletics director at Austin College TX, and Norris Fox, FIBA referee from Arkansas, were treated to sights such as the Imperial Palace, the Ueno Park and Zoo area, the Asakusa Temple and the Tokyo Tower.

(B. Keith Baker, Sports Information Director, Grand Canyon AZ)





Women's Outdoor Track and Field Wrap-Up



TEAM RESULTS

1. Prairie View TX, 93; 2. Wayland Baptist TX, 82; 3. Simon Fraser BC, 67; 4. Azusa Pacific CA, 52; 5. Missouri Baptist TX, 37; 6. Puget Sound WA, 29; 7. Pacific Lutheran WA and Western State CO, 28; 9. Wisconsin-Parkside, 25; **10. Southern Oregon, 24;** 11. Emporia State KS and Whitworth WA, 21; 13. Hillsdale MI, 20.5; 14. Concordia NE and Manchester IN, 18; 16. Arkansas-Pine Bluff and Northwestern IA, 16; 18. Adams State CO, Doane NE, Fresno Pacific CA, Pittsburg State KS and Western Washington, 15.

23. Midland Lutheran NE, 14; **24. Saginaw Valley MI and Western Oregon, 13;** 26. Point Loma Nazarene CA, 12; 27. Graceland IA and Moorhead State MN, 10; 29. Malone OH, Winona State MN and Wisconsin-Milwaukee, 9; **32. Eastern Oregon, 6;** 33. Bemidji State MN, Cedarville OH and Hastings NE, 5; **15. Belmont TN, Unifield OR and West Virginia State, 3;** 39. Bethel KS, 3.5; 40. Kearney State NE, 3; **11. Findlay OH, George Fox OR and Taylor IN, 2;** 44. North Florida, Northern State SD and Wayne State NE, 1.

INDIVIDUAL RESULTS

Following are the individual results of the Service-Master NAIA Women's Outdoor Track and Field Championship. The top six individuals in each category and the individuals on the top six relay teams in each category earned NAIA All-American distinction.

100-METER DASH: 1. Carol Bailey, Concordia NE, 11.54; 2. Comfort Igeh, Wayland Baptist TX, 11.80; 3. Marcia Brown, Wayland Baptist TX, 11.85; 4. Ann Kiecker, Moorhead State MN, 11.86; 5. Vickie Aoko, Wayland Baptist TX, 11.90; 6. Patti Harris, Prairie View TX, 11.99; 7. Wanda Clay, Prairie View TX, 12.00; 8. Lori Ewing, Simon Fraser BC, 12.01.

110-METER HURDLES: 1. Kimolyn Vanzant, Prairie View TX, 13.74; 2. Denise Williams, Wayland Baptist TX, 13.93; 3. Dorothy Young, Missouri Baptist, 13.98; 4. Jennifer Farough, Hillsdale MI, 14.29; 5. Terri Banks, Arkansas-Pine Bluff, 14.44; 6. Teri Van Wechel, Northwestern IA, 14.49; 7. Michelle Hollar, Taylor IN, 14.59; 8. Shawndel Reddic, Point Loma Nazarene CA, 15.04.

200-METER DASH: 1. Airat Bakare, Azusa Pacific CA, 23.71; 2. Carol Bailey, Concordia NE, 23.76; 3. Wanda Clay, Prairie View TX, 24.20; 4. Lori Ewing, Simon Fraser BC, 24.46; 5. Sharon Wegener, Western Oregon, 24.61; 6. Comfort Igeh, Wayland Baptist TX, 24.65; 7. Patti Harris, Prairie View TX, 24.85; 8. Vickie Aoko, Wayland Baptist TX, 25.03.

400-METER DASH: 1. Airat Bakare, Azusa Pacific CA, 52.20; 2. Althea Thomas, Wayland Baptist TX, 53.35; 3. JoAnne Caraway, Prairie View TX, 54.26; 4. Jill Bigelow, Saginaw Valley MI, 55.86; 5. Paula Trnesdell, Northwestern IA, 56.62; 6. Monica Stevenson, Malone OH, 56.69; 7. Sharon Wilson, Pacific Lutheran WA, 56.84; 8. Rhonda Lampkin, Prairie View TX, 57.80.

400-METER HURDLES: 1. Susanne Johansson, Point Loma Nazarene CA, 59.25; 2. Kari Jacobson, Whitworth WA, 1:01.62; 3. Mary Kusler, Puget Sound WA, 1:02.10; 4. Shelley Fratus, Cedarville OH, 1:02.94; 5. Kim Petway, Azusa Pacific CA, 1:03.07; 6. Betty Fugate, Wisconsin-Milwaukee, 1:03.15; 7. Julie Berlage, Findlay OH, 1:03.39; 8. Georgia Gibson, Missouri Baptist, 1:06.50.

800-METER RUN: 1. Chris Wagner, Simon Fraser BC, 2:07.10; 2. Lisa Fitzgerald, Western State CO, 2:09.92; 3. Kathy Waggoner, Doane NE, 2:09.94; 4. Katherine Lee, Puget Sound WA, 2:11.08; 5. Minta Misley, Pacific Lutheran WA, 2:11.15; 6. Kathy Burgdorf, Missouri Baptist, 2:12.03; 7. Celisa Shy,

Prairie View TX, 2:14.27; 8. Joan Simmons, Prairie View TX, 2:29.20.

1,500-METER RUN: 1. Leah Pells, Simon Fraser BC, 4:19.32; 2. Minta Misley, Pacific Lutheran WA, 4:25.47; 3. Michelle Marter-Rohl, Wisconsin-Parkside, 4:26.91; 4. Sarah Howell, Simon Fraser BC, 4:31.03; 5. Lisa Garnett, Puget Sound WA, 4:33.16; **6. Selina Stanton, Western Oregon, 4:36.52;** 7. Caroline Fraser, Simon Fraser BC, 4:40.08; 8. Cheryl Bednosky, Harding AR, 4:41.11.

3,000-METER RUN: 1. Leah Pells, Simon Fraser BC, 9:19.93; 2. Michelle-Marter Rohl, Wisconsin-Parkside, 9:36.56; 3. Jennifer Eastman, Western Washington, 9:38.76; 4. Doris Watson, Adams State CO, 9:40.47; 5. Valerie Miller, Pacific Lutheran WA, 9:49.50; **6. Randi Jarusio, Western Oregon, 10:00.54;** 7. Kelly Edgerton, Pacific Lutheran WA, 10:03.90; 8. Jenny Lamoreux, North Florida, 10:04.02.

5,000-METER RUN: 1. Doris Watson, Adams State CO, 16:47.38; 2. Lorie Moreno, Western State CO, 16:47.45; 3. Gina Van Laar, Hillsdale MI, 16:53.09; 4. Tracey Keith, Pittsburg State KS, 16:53.11; 5. Meg McElroy, Manchester IN, 17:05.89; 6. Valerie Hilden, Pacific Lutheran WA, 17:15.00; 7. Yvonne Hollmann, Midland Lutheran NE, 17:16.29; 8. Kelly Edgerton, Pacific Lutheran WA, 17:33.21.

10,000-METER RUN: 1. Lorie Moreno, Western State CO, 35:12.15; 2. Meg McElroy, Manchester IN, 35:19.40; 3. Gina Van Laar, Hillsdale MI, 35:23.47; 4. Tracey Keith, Pittsburg State KS, 36:16.43; 5. Yvonne Hollmann, Midland Lutheran NE, 36:17.24; 6. Paula West, Kearney State NE, 36:18.79; 7. Shelia Barrett, Western State CO, 37:05.02; 8. Marlene Calmus, Northern State SD, 37:11.81.

MARATHON: 1. Miriam Otten, Missouri Baptist, 3:00:46.4; 2. Virginia Falkowski, Southern Oregon, 3:03:48.5; 3. Becky Kreps, Manchester IN, 3:06:13.1; 4. Kelly Opbroek, Hastings NE, 3:07:16.8; 5. Tandy Olive, Pacific Lutheran WA, 3:10:31.7; 6. Mary Griebel, Emporia State KS, 3:10:44.3; 7. Jan Aubrey, Whitworth WA, 3:14:02.7; 8. Amy Baker, Doane NE, 3:15:03.3.

400-METER RELAY: 1. Prairie View TX (Kimolyn Vanzant, JoAnne Caraway, Patti Harris, Wanda Clay), 45.76; 2. Wayland Baptist TX (Comfort Igeh, Vickie Aoko, Marcia Brown, Althea Thomas), 46.05; 3. Arkansas-Pine Bluff (Paulette Bell, Terri Banks, Tammy Johnson, Laiquita Blount), 47.21; 4. Wisconsin-Parkside (Jacqueline Cotton, Tracy Karshna, Yolanda Finley, Becca Scott), 48.08; 5. Moorhead State MN, Cheryl Whitlow, Carmen Grensbart, Bonnie Steinbach, Ann Kiecker), 48.20; 6. Wisconsin-Milwaukee (Katherine Kemp, Letitia Beckett, Sheila Mosby, Catherine Davis), 48.30; 7. Saginaw Valley MI, 48.34; 8. Malone OH, 48.67.

1,600-METER RELAY: 1. Azusa Pacific CA (Jennifer Parker, Kim Cockrell, Kim Petway, Airat Bakare), 3:43.77; 2. Simon Fraser BC (Alana Kripps, Leah Pells, Chris Wagner, Lori Ewing), 3:45.03; 3. Prairie View TX (Rhonda Lampkin, JoAnne Caraway, Tonya Jenkins, Mary Miller), 3:46.17; 4. Northwestern IA (Paula Trnesdell, Janell Hulstein, Teri Van Wechel, Vonda Velgersdyk), 3:46.70; 5. Arkansas-Pine Bluff (Tammy Johnson, Pam Smith, Paulette Bell, Terri Banks), 3:50.29; 6. Missouri Baptist (Lorna Evans, Evelina James, Dorothy Young, Georgia Gibson), 3:51.04; 7. Wisconsin-Parkside, 3:54.04.

SPRINT MEDLEY RELAY: 1. Azusa Pacific CA (Shannon Shaughnessy, Jennifer Parker, Kim Cockrell, Airat Bakare), 1:41.69; 2. Prairie View TX (Kimolyn Vanzant, Patti Harris, Wanda Clay, JoAnne Caraway), 1:42.41; 3. Wayland Baptist TX (Comfort

Igeh, Marcia Brown, Vickie Aoko, Althea Thomas), 1:42.82; 4. Simon Fraser BC (Alana Kripps, Lana Jolly, Lori Ewing, Chris Wagner), 1:43.67; 5. Missouri Baptist (Lorna Evans, Dorothy Young, Georgia Gibson, Evelina James), 1:44.81; 6. Wisconsin-Parkside (Jacqueline Cotton, Tracy Karshna, Yolanda Finley, Becca Scott), 1:45.54; 7. Arkansas-Pine Bluff, 1:46.40; 8. Saginaw Valley MI, 1:47.38.

HIGH JUMP: 1. Kelly Cox, Missouri Baptist, 1.80; 2. Pam Ruge, Doane NE, 1.74; 3. Trish Bahr, Emporia State KS, 1.74; 4. Theresa Dyer, Malone OH, 1.74; 5. Michelle Kowalski, Hillsdale MI, and Beverly Mayer, Bethel KS, 1.71; 7. Kim Kayler, Wayland Baptist TX, 1.71; 8. Jean McCoy, Moorhead State MN, 1.71.

LONG JUMP: 1. Comfort Igeh, Wayland Baptist TX, 20-07.75; 2. Denise Williams, Wayland Baptist TX, 20-03.5; 3. Kimolyn Vanzant, Prairie View TX, 20-00.25; 4. Raquel Andrews, Prairie View TX, 19-11.75; 5. Carla Peters, Belmont TN, 19-01.0; 6. Catherine Davis, Wisconsin-Milwaukee, 18-11.0; 7. Patti Harris, Prairie View TX, 18-02.75; 8. Tammi Miller, Wayne State NE, 17-11.75.

TRIPLE JUMP: 1. Kimolyn Vanzant, Prairie View TX, 40-05.5; 2. Denise Williams, Wayland Baptist TX, 39-09.75; 3. Chandra Williams, Prairie View TX, 39-08.5; 4. Shelly Borovich, Western Washington, 37-05.75; 5. Regina Marshall, West Virginia State, 37-03.75; 6. Billie Jo Urban, Pittsburg State KS, 37-01.0; 7. Wendi Simmons, Graceland IA, 37-01.0; 8. Raquel Andrews, Prairie View TX, 36-07.5.

DISCUS: 1. Lisa Farris, Emporia State KS, 146-02.0; 2. Joey Classen, Azusa Pacific CA, 144-10.0; 3. Rachel Hamilton, Winona State MN, 143-01.0; 4. Sue Breternitz, Saginaw Valley MI, 142-08.0; 5. Michelle Mason, Northwestern IA, 141-09.0; 6. Cathy Belcher, Simon Fraser BC, 137-02.0; 7. Eastern Oregon, 135-04.0; 8. Mary Francis, Wayland Baptist TX, 133-00.0.

JAVELIN: 1. Patricia Perry, Puget Sound WA, 163-10.0; 2. Karen Murray, Simon Fraser BC, 160-09.0; 3. Kris Etnier, Southern Oregon, 156-00.0; 4. Barb Lashinski, Whitworth WA, 154-05.0; 5. Kim Halter, Linfield OR, 145-09.0; 6. Maureen Christman, Western Washington, 144-07.0; 7. Denise Fox, George Fox OR, 142-08.0; 8. Shelly Borovich, Western Washington, 139-01.0.

SHOT PUT: 1. Nicole Munroe, Fresno Pacific CA, 45-02.25; 2. Connie Meyer, Midland Lutheran NE, 45-00.5; 3. Sharon Harrison, Prairie View TX, 44-10.25; 4. Patti Fitzgerald, Bemidji State MN, 44-04.25; 5. Amy O'Herin, Puget Sound WA, 43-11.75; 6. Rachel Hamilton, Winona State MN, 43-03.0; 7. Martha Schnackenberg, Pittsburg State KS, 43-00.5; 8. Lorette Goodwin, Wayland Baptist TX, 42-10.25.

HEPTATHLON: 1. Melanie Byrne, Southern Oregon, 4,612; 2. Wendi Simmons, Graceland IA, 4,805; 3. Kari Jacobson, Whitworth WA, 4,786; 4. Anna Butz, Fresno Pacific CA, 4,681; 5. Talia Hackney, Eastern Oregon, 4,646; 6. Sharon Jensen, Western Oregon, 4,615; 7. Jean Kolarik, Emporia State KS, 4,545; 8. Connie Navarro, Point Loma Nazarene CA, 4,479.

HERBERT B. MARETT OUTSTANDING PERFORMER
Airat Bakare, Azusa Pacific CA

Newsmakers

ATHLETICS DIRECTORS

Robert P. Burchard, an assistant coach at Missouri Western since 1981, has been named athletics director and men's basketball head coach at Columbia MO. He replaces **Art Siebels** who resigned in May after 11 seasons . . . **Andrew L. Abrams** has been named executive athletics director at Charleston SC where Jerry Baker has been promoted to associate athletics director . . .

BASEBALL

David Dodge has been promoted from assistant coach to head coach at Bethany KS. He will retain his responsibilities as assistant football coach . . .

BASKETBALL, MEN'S

Dan Dunn, formerly the head coach at Bartlesville Wesleyan OK, has been appointed to a similar position at Warner Pacific OR. Dunn replaces **Gary Bays** who accepted a position at Warner Southern FL . . . **Michael L. Beitzel** has been appointed head coach at Hanover IN, replacing **John R. Collier** who is retiring after 22 years at the Panther helm . . . **Dick "Drag" Drangmeister**, one of the most successful men's basketball coaches in the history of the Rocky Mountain Athletic Conference, has been named head coach at Adams State CO. He replaces **Bob Boerigter** who resigned to become athletics director at Hastings NE . . . A two-year letterman at Henderson State AR, **Thurlon "Sam" Weaver** has

been named assistant coach at Missouri Southern, replacing **Dale Kimberling** who resigned in April . . . **Paul Smith** has retired after five years as head coach at Hawaii Pacific and was honored with a "Paul Smith Day" on campus . . .

BASKETBALL, WOMEN'S

Lisa Anderson has been appointed head coach at Wisconsin-Eau Claire, replacing interim head coach **Lisa Herb** . . .

CROSS COUNTRY

Thomas R. Donohue, formerly a cross country participant for Charleston WV, has been appointed head coach at St. Thomas Aquinas NY. He replaces **Walt Johnston** who retired earlier this year . . .

FOOTBALL

John Miech has been promoted from defensive coordinator to head coach at Wisconsin-Stevens Point, replacing **D.J. LeRoy** who was recently fired . . . **Joe Pannunzio**, who has previously served three years as assistant coach, will return to Mesa CO as offensive coordinator. Also named to the Mesa staff is **Jay Hood** who will serve as secondary coach . . . **Gary Patterson**, formerly the defensive coordinator at California Lutheran, has been named assistant coach at Pittsburg State KS, replacing **Jerry Kill**. He will coach the linebackers and assist the new defensive coordinator, **Chuck Broyles**, a former Gorillas standout and free agent with the Pittsburgh

Steelers . . . **Larry McClain** has been appointed assistant coach at Elon NC . . .

SOCCER, MEN'S

Former McKendree IL player **Frederick Brauer** has been named head coach at Missouri Baptist . . . **R.C. "Nick" Nichols** has resigned his positions as men's soccer and tennis head coach at Limestone SC . . .

SPORTS INFORMATION DIRECTORS

Tom Hawes has resigned his position at Southern Nazarene OK to enter the business world. . .

SOFTBALL

Robbie Cameron has resigned her position as head volleyball and softball coach at Lenoir-Rhyne NC to accept a similar position at West Georgia . . . **Rita Van Wetzlinga** has been named head coach at St. Ambrose IA . . .

TENNIS

Former Volvo Grand Prix qualifier **Brian Nester** has been named head coach for both programs at Kearney State NE, replacing **Brad Hatfield** who resigned at the end of the season. Current assistant coach **Laura Tietjen** will remain and will be given additional duties in the athletic department . . . **Jim Stevens** has resigned his position as head coach at Regis CO. . .

TRACK AND FIELD

Jouko Kokkonen, assistant professor at Brigham Young-Hawaii, has been named head coach at Western Oregon. He succeeds the retiring **Don Spinaz** who coached the

continued on page 7

J. D. Healy Specialties Inc.

N. 94 W. 14431 Garwin Mace Dr.
Menomonee Falls, WI 53051



Call Toll Free 1-800-558-1696
In Wisconsin Call Collect 0-414-453-2290

OFFICIAL **NAA** AWARD SUPPLIERS

NSU NATIONAL
SPORTS
UNDERWRITERS

ADMINISTRATORS
OF NAIA SPONSORED
INSURANCE PROGRAMS

**NAIA Lifetime Catastrophic
Injury Insurance**

**NAIA Basic Athletic
Injury Insurance**

For information contact:
Tom Wilson, President
National Sports Underwriters, Incorporated
9300 Metcalf, Suite 230
Overland Park, Kansas 66212
1-800-621-2116 • In Kansas 913-383-3133

