

1980

### 1980 Media Guide

George Fox University Archives


Follow this and additional works at: [https://digitalcommons.georgefox.edu/athletics\\_menbasketball](https://digitalcommons.georgefox.edu/athletics_menbasketball)

---

#### Recommended Citation

George Fox University Archives, "1980 Media Guide" (1980). *Men's Basketball*. 137.  
[https://digitalcommons.georgefox.edu/athletics\\_menbasketball/137](https://digitalcommons.georgefox.edu/athletics_menbasketball/137)

This Media Guide is brought to you for free and open access by the George Fox University Athletics at Digital Commons @ George Fox University. It has been accepted for inclusion in Men's Basketball by an authorized administrator of Digital Commons @ George Fox University. For more information, please contact [arolfe@georgefox.edu](mailto:arolfe@georgefox.edu).



**George  
Fox  
College  
BRUINS**

**Basketball  
Media Guide 1980-81**



## FINGERTIP FACTS

College Location . . . . .	Newberg, Ore. (10,300 pop.)
Founded . . . . .	1891
Denomination Affiliation . . . . .	Friends (Quaker)
Enrollment . . . . .	750
College President . . . . .	Dr. David Le Shana
Athletic Director . . . . .	Sam Willard
Basketball Coach . . . . .	Sam Willard
Sports Information Director . . . . .	Barry Hubbell
Athletic Affiliation . . . . .	Independent—NAIA
Home Court . . . . .	Miller Gymnasium, Wheeler Sports Center
Seating Capacity . . . . .	2,700
Colors . . . . .	Old Gold, Navy Blue
Nickname . . . . .	Bruins


## HOW TO REACH US . . .

(College Switchboard 503/538-8383)

Basketball Coach Sam Willard . . . . .	ext. 250
	Home 538-8008
Baseball Coach Larry LaBounty . . . . .	ext. 255
	Home 538-4153
Track/ Cross-Country Coach Rich Allen . . . . .	ext. 252
	Home 538-9875
Soccer Coach Bruce Crossfield . . . . .	ext. 249
	Home 472-9232
Women's Basketball/Volleyball Coach Jan Barlow . . .	ext. 253
	Home 538-6493
Women's Athletic Coordinator Marge Weesner . . . . .	ext. 251
	Home 538-4358
Women's Track Coach Randy Winston . . . . .	ext. 249
	Home 538-3798
Women's Tennis Coach Tom Hewitt . . . . .	ext. 254
	Home 538-1235
Sports Information Director Barry Hubbell . . . . .	ext. 224/255
	Home 538-4332

## TABLE OF CONTENTS

George Fox College . . . . .	1
GFC Athletics; Bruin Nickname . . . . .	2
Coleman Wheeler Sports Center . . . . .	3
NAIA; NAIA District 2 . . . . .	4, 5
GFC Basketball History . . . . .	6
1979-80 Highlights . . . . .	7
1980-81 Outlook . . . . .	8
Coach Sam Willard . . . . .	9
Assistant Coach Tom Hewitt . . . . .	10
Individual Player Sketches . . . . .	11-15
Bruin Staff . . . . .	16
Bruin Hosts/Hostesses; Bruin Rally Squad . . . . .	17
Bruin Roster . . . . .	18-19
1979-80 Statistics . . . . .	20
Records . . . . .	21-26
Season Scores . . . . .	27-30
Coaches' Records . . . . .	30
Opponent Information . . . . .	31-35
Willcuts-Twenge Memorial Classic . . . . .	36
Media Information . . . . .	Inside Back Cover
1980-81 Schedule . . . . .	Back Cover



## ABOUT GEORGE FOX COLLEGE

George Fox College is the outgrowth of a desire by early Willamette Valley Quaker settlers who established Pacific Academy in 1885 for the Christian education of their children. The college division was organized in 1891 to provide more advanced instruction for students. In 1949, because of the many colleges in the Northwest with Pacific in their name, the college was renamed George Fox in honor of the founder of the Friends (Quaker) Church. The college is governed by a 42-member Board of Trustees elected by Northwest Yearly Meeting of Friends Church, which comprises more than 8,500 members in 56 churches in Oregon, Washington, and Idaho.

Today the 60-acre rural, tree-shaded campus a half-hour drive from Portland is undergoing a major expansion with eight new buildings completed in the last four years with total investment of nearly \$7 million. The new facilities include a \$2.7 million sports complex, an \$800,000 academic building, two new residence halls in a \$1.25 million project, a \$1.3 million fine arts/religion center, a \$170,000 television center, and a \$520,000 dining commons/student center expansion. A new \$100,000 all-weather track was completed last spring, and a \$320,000 residence hall this fall. A new athletic field complex, including baseball field, two softball fields, soccer field, and archery range, is being readied.

College enrollment is at a record 750. The college has grown for eight consecutive years, increasing by 75 percent in that span.

Accredited by the Northwest Association of Secondary and Higher Schools, the college offers 20 majors in six divisions: Education, Fine and Applied Arts, Language Arts, Natural Science, Religion, and Social Science. George Fox is one of 13 members of the national Christian College Consortium. The college has a student-faculty ratio of 16/1, with about 55 percent of faculty members having doctorates.

George Fox students come from 23 states and 5 foreign countries. Nearly 40 religious denominations are represented on campus.

Alumni of George Fox are primarily in service-oriented vocations of Christian ministries, education, social work, and medical fields. The college's most prominent alumnus is the late President Herbert Hoover, who attended Pacific Academy.

## GFC ATHLETICS

Intercollegiate athletics is an integral part of the overall education program at George Fox. Men's varsity athletic teams represent the college in baseball, basketball, track, soccer, and cross-country.

George Fox College competes as an independent on the varsity level. Its schedules are coordinated with the Northwest Conference and with other independents in the Northwest. George Fox is a member of the National Association of Intercollegiate Athletics (NAIA), District 2.

Women students compete in volleyball, cross-country, basketball, tennis, track, and softball. The college is a member of the Women's Conference of Independent Colleges and the Northwest College Women's Sports Association.

For students not participating in the varsity program, GFC has a complete intramural program including flag football, basketball, volleyball, softball, and tennis.

Athletic facilities include the Coleman H. Wheeler Center for Sports and Physical Education; Colcord Field, which includes a football/soccer field and new all-weather rubberized track; and tennis courts. A new athletic field complex containing baseball diamond, two softball fields, soccer field, and archery range is under construction, to be completed this school year.

Wheeler Center, completed in 1977 in a \$2.7 million project, includes the James and Lila Miller Gymnasium with three basketball courts and seating for up to 2,700; multipurpose, class, and weight rooms; faculty and administrative offices; handball courts; dressing and therapy rooms.

## THE BRUIN NICKNAME


George Fox College is represented by the nickname and mascot "Bruin." But it's not always been so, even though it should have been.

The nickname comes from a real bear captured in 1887 just two years after Pacific Academy (the college's predecessor) was established. The small cub was captured in the coast range foothills west of Carlton when its mother was shot. The young cub was brought to campus by a student and later lived with a faculty member. When it grew to adulthood it was kept in a pit in what is now known as Hess Creek Canyon south of the campus. It escaped one too many times and was turned into steak for the dining table and the hide preserved on a frame and displayed in an early campus museum. When it deteriorated several years later, it was taken to a campus furnace room to be destroyed, but the framework proved a problem in dismantling, so it was left sitting in a corner. Students found the old Bruin skin later and began skirmishes over ownership, a tradition that continued 85 years later. "Bruin Junior," a replica, under a set of guidelines passed down for years, was fought over periodically in class competition with the class able to physically drag the Bruin replica off campus declared the rightful owner until next "flashed."

Even with the Bruin tradition, somewhere along the line, the "Quaker" tag to athletic teams came into popularity with sportswriters because of the college's church affiliation, and that nickname was used, along with a mascot "Foxy George," a little fox with a Quaker hat. Both gained acceptance for a period in the 1950s and 1960s until a vote of faculty, students, and administration in 1970 reinstated the Bruin nickname to its rightful place.



## THIS IS WHERE THE GAME IS PLAYED



George Fox College begins its fourth year in the Coleman H. Wheeler Center for Sports and Physical Education. Completed in June 1977, the \$2.7 million, 55,000-square-foot complex is the college's largest building. It contains the James and Lila Miller Gymnasium, the Bruin home court.

The sports center was designed by noted architect Pietro Belluschi, with a wooded canyon setting chosen as the center's location. The building features wood products and a large window area overlooking the adjacent natural terrain.

Three times larger than Hester Gymnasium, which it replaced, the Wheeler Center features a 116 x 174-foot gymnasium with three basketball courts and seating for 2,700 spectators. The gymnasium ceilings are 32 feet over the hardwood maple floor. The gym provides three volleyball courts and five badminton courts.

The building is entered on two levels—ground level on the east side through nine doors for the general public and after crossing a 200-foot bridge; and on the second floor on the west side for campus personnel. There is a two-floor lobby featuring oak parquet floors.

Contained on the upper level are athletic administration and faculty offices, staff room, and class, weight, and multipurpose rooms.

The lower level contains a concession area and ticket sales area, dressing rooms, team rooms, laundry, equipment-issuing room, and storage space. An east wing of the building houses two handball courts.

The building is named for long-time Oregon lumberman Coleman H. Wheeler, former chairman of the board of Willamette Industries. The gymnasium is named for board member James Miller and his wife Lila. He is the former president of Cascadia Lumber Co. The building was dedicated Oct. 17, 1977.

## BRUINS COMPETE IN NAIA



The National Association of Intercollegiate Athletics (NAIA) is a completely autonomous association that administers programs leading to national championships in 15 events for more than 500 fully accredited four-year colleges and universities in all 50 states and Canada.

Established in 1940 as the National Association of Intercollegiate Basketball the NAIB evolved from the institution of a "National Small College Basketball Tournament" that was inaugurated in 1937. In 1952, the NAIB expanded to include tennis, outdoor track, and golf, and that year the organization was renamed the NAIA.

Since that time the NAIA has further enlarged to encompass football (two divisions were formed in 1970), cross-country, baseball, and swimming, which were added to the NAIA championship program in 1956, wrestling (1958), soccer (1959), gymnastics (1964), indoor track (1956), ice hockey (1968), and volleyball (1969). In August of 1980 the NAIA, after a two-year study, initiated championships in 10 events for women in the newly organized NAIA Women's Division.

With its national headquarters and staff located in Kansas City, Missouri, the NAIA is organized into 31 districts. The District Executive Committee is the governing body in each district, with the district chairman serving as the chief officer. Within the district an eligibility chairman and publicity chairman are appointed to handle various duties.

A major factor in the success of the NAIA program is the importance placed on "grass roots" organizations, in which each district administers and organizes the programs of the schools within their own district. The districts are usually small enough in the number of schools involved that each individual institution has a major voice in the policy and decision-making process within that district. This procedure carries forward to the national level, where each of the 31 districts has an equal voice in national matters.

The NAIA clearly outlines its own responsibilities and those of its members: a sound athletic program, administered and controlled by those responsible for the administration of the college or university. The NAIA encourages a broad program of athletic pursuits in its member institutions and aims at uniformity and equity in policies and practices through its district and national championship events.

Eligibility rules in the NAIA govern all competition in sports recognized by the NAIA, not just post-season competition. These rules must be adhered to by all NAIA member institutions, including those members holding dual affiliations with other associations. NAIA member institutions must pay the annual membership dues and be in support of the policies of the Association.

## NAIA DISTRICT 2

George Fox College men's athletic teams compete in District 2 of the National Association of Intercollegiate Athletics (NAIA). Nineteen teams currently make up the district, all but six within the state of Oregon. They include the four members of the Northwest Conference, four members of the former Evergreen Conference, and 11 independent schools, including George Fox.

The district tip-off and play-off guidelines are established by a basketball committee, composed of the 19 coaches. The play-off system this year involves an eight-team tournament including the colleges rated highest by the "Sempert System," which awards points based on wins and losses against teams with winning and losing records.

Members of NAIA District 2 are Brigham Young—Hawaii, Chaminade University, College of Idaho, Columbia Christian, Concordia College, Eastern Oregon State, George Fox, Hawaii Pacific College, Lewis and Clark, Linfield, Northwest Nazarene, Oregon College of Education, Oregon Institute of Technology, Pacific, Southern Oregon, University of Hawaii—Hilo, Warner Pacific, Western Baptist, and Willamette.

George Fox College has been in the NAIA District 2 playoffs eight of the last ten years, missing only two years ago and in the 1975-76 season, when the Bruins did not participate, even though they had the best record in the district (19-8), because of then-existing play-off regulations that have since been altered.

The Bruin district play-off record:

1970-71—Willamette University (lost 103-69)

1971-72—Willamette University (lost 69-60)

1972-73—Linfield College (won 95-88)

Pacific University (won 68-67) (District Title)

Defiance (Ohio) College (lost 82-62) (NAIA national championships)

1973-74—Pacific University (won 92-72)

Oregon Institute of Technology (lost 55-54)

1974-75—Oregon Institute of Technology (lost 72-56)

1976-77—University of Hawaii—Hilo (lost 85-79)

1977-78—Oregon Institute of Technology (lost 79-65)

1979-80—Oregon Institute of Technology (lost 69-67)

### THE SEMPERT SYSTEM: GETTING TO THE PLAYOFFS

The Sempert System, named for Coach Dean Sempert of Lewis and Clark College in Portland, is a system of points that are earned by each team in the district in the following manner:

Five (5) points for a win on the road against a better-than-.500 team.

Four (4) points for a win on the road against a less-than-.500 team.

Four (4) points for a win at home against a better-than-.500 team.

Three (3) points for a win at home against a less-than-.500 team.

One (1) point for a loss at home or on the road against a better-than-.500 team.

No (0) points for a loss at home or on the road against a less-than-.500 team.

*(All neutral court games are counted as away games.)*



## A LOOK AT THE PAST

The game of basketball was invented by Dr. James Naismith in 1891, and it took just seven years for it to be brought to George Fox College (then called Pacific College).

College board member and community leader T. W. Hester and others first saw the game played at the Portland YMCA. They were captivated by the new game and secured a ball, which they brought back to the college. The first exhibition game was played shortly thereafter, in the winter of 1898, and the first site was the third floor of the old Commercial Hotel on North Main Street because the college had no adequate space for the new sport.

The first gymnasium on the campus was the upper part of one wing of an old academy building (Hoover Hall), built in 1885 and torn down in the mid-1950s. A one-room wood gymnasium building was constructed in 1916 and served until 1946, when the college opened Hester Gymnasium, a concrete block structure built partly by student/faculty labor at a cost of \$40,000. The building, with a single hemlock playing floor and seating for 1,100, served through the 1976-77 season with opening of Wheeler Center.

College athletic affiliation in men's basketball over those years has gone from independent status to membership in the old Willamette Christian College Conference, the Metropolitan Conference, the Oregon Collegiate Conference, and back again to the present status as a major small college independent member of NAIA District 2 (joined in 1965). In 1973 George Fox was the district champion and has been in the district playoffs 8 of the last 10 years.

"Our greatest basketball year," according to a college publication, "The First Fifty Years" (published in 1941), "was reached in 1917 when Pacific College won the [Willamette Valley] league championship and defeated Oregon State College 34-25." There have, of course, been many significant wins, seasons, and players throughout the last 81 years. Much of that history, however, has been lost because of the lack of available information and incomplete records prior to NAIA membership in 1965. Highlights and records since that time appear on the following pages. Pre-NAIA statistics available show these marks: Bill Hopper with a 42-point game and 17 field goals, March 2, 1956, against the Greenleaf, Idaho, Town Team, and Cub Grimm in 1952-53 season with a 21.0 game average, and 26 free throws in a contest with the Oregon Medical School in 1953.



## 1979-80 HIGHLIGHTS

A finish as Oregon's top independent team and the school's most accurate and best team-oriented squad in its NAIA history propelled the George Fox Bruins to the District 2 playoffs for the eighth time in ten years.

The record of playoff appearances is more consistent than any other district team over that span.

And, almost as consistent, the Bruins (seeded sixth) were stopped for the fourth time in a Klamath Falls contest, falling to Oregon Tech (third seeded) 69-67 on a shot at the buzzer in overtime to end the season. The Bruins and the Owls have been paired in playoff matchups four times in seven years—all at OIT—and George Fox each time has had its Kansas City plans dashed before a hostile crowd.

The Bruins ended the season with an 18-12 mark, fourth best in NAIA history. They sparkled at home, winning 10 of 14 games. Of 16 games on the road they won 8. At one stretch they won 10 of 12 games, including five in a row.

As a team the Bruins scored at 80.4 points a game, with opponents at 78.0. The Bruins beat their opponents in rebounding 40.7 to 38.1.

Going into the record book for the season were six new marks, including a team field goal shooting record of .512 (958/1,875), the best ever for a Bruin NAIA squad. That mark was boosted by a school individual game shooting record of .667 (24/36) set against Western Baptist at home. It was a game in which Western stalled (12-10 at halftime) and the Bruins missed their first seven shots, then just five more the rest of the game to win 55-38. The 38 points also was a school record—the fewest points ever scored against the Bruins.

GFC also set a record in assists with 690 on the season, topping the previous best of 657 set three seasons earlier.

Setting the only individual records was junior center Hille van der Kooy. He had more free throw attempts during the season (197) than any other George Fox NAIA player, topping the 168 of All-American Paul Cozens in 1977-78. Van der Kooy's 62 blocked shots (2.14 a game) was a new record. The tallest player ever in Bruin history, van der Kooy led the team in four categories, including scoring (20.6), rebounding (11.5), blocked shots, and fouls (105).

### 1979-80 STATISTICAL HIGHLIGHTS

Longest Win String—5 games

Longest Loss String—4 games

Most Points Scored—108 vs. Pacific (80) in Newberg

Fewest Points Scored—55 vs. Western Baptist (38) in Newberg

Most Points Allowed—105 vs. Northwest Nazarene in Idaho

Fewest Points Allowed—38 vs. Western Baptist in Newberg

Most Rebounds—63 vs. Linfield in Newberg

Most Individual Points—34 Hille van der Kooy vs. Lewis & Clark in Portland

Most Individual Rebounds—20 Hille van der Kooy vs. Linfield in Newberg

Largest Margin of Victory—28 (108-80) vs. Pacific in Newberg

Largest Margin of Defeat—30 (105-75) vs. Northwest Nazarene in Idaho

## HOW IT LOOKS FOR 1980-81

Sam Willard's still looking for something as he puts his Bruins through the paces for the 1980-81 George Fox College basketball season.

Willard's not an unhappy man. In fact, he's just the opposite. What he's looking for is any sign to disturb his nearly total optimistic outlook for the annual basketball campaign.

Beginning his fifth year at the Bruin basketball helm, Willard is not predicting a post-season playoff spot for his Newberg-based team. This season he's gone past just making the playoffs—the Bruins have been there eight times in the last 10 years—and is already eyeing as a goal a host position as one of the top four teams in the 19-team NAIA District 2 this season.

And in their 15 years of NAIA competition the Bruins have never hosted a playoff contest.

That may tell a little about the optimism on the George Fox campus, where the Bruins are building around four of five starters from a team that last season was 18-12.

"We're looking for a good year," Willard says in nearly an understatement.

Others in the district seem to have just about the same assessment of the Bruins this year. An early-season poll of district coaches ranked the Bruins fourth—the highest preseason prediction ever for the Bruins.

Willard is quick to point out the Bruins are not perfect. While they have some major strengths—including All-American potential Hille van der Kooy—there is a little question about the strong forward slot, vacated by the graduation last spring of Jeff Loe, now playing pro ball in France. Another doubt is possible injuries to cloud the season.

But overall the Bruins are even stronger than last year in bench strength. "We have good, qualified team depth," says Willard. "We have the best bench support since I've been here."

"Our depth will start to pay off on the road and in the middle of the season," he says. "We're excited," he adds.

Perhaps the greater optimism is 6-11 van der Kooy. "We look at him to become the most-sought-after Bruin ever at GFC," says Willard. He was the only junior picked to the All-District team last year, averaging 20.6 points and 11.5 rebounds a game.

"As Hille goes, so goes the Bruins," Willard says candidly. "He has a tremendous weight on his shoulders; the task that confronts him is very clear."

Willard also can count on the strength of returning forwards Mike Royer and Mike Brewer and guard Phil Barnhart.

### EXPERIENCE CHART

**LETTERMEN RETURNING:** Phil Barnhart, Mike Brewer, Earl Flemming, Mike Royer, Hille van der Kooy.

**STARTERS RETURNING:** Phil Barnhart, Mike Brewer, Mike Royer, Hille van der Kooy.

**NEWCOMERS:** Paul Almquist, Brian Barkdull, Kennie Carter, Marc Mariani, Mark Miller, Kevin Palmer, Mike Riggan, Stan Russell, Eric Smith.

**BY CLASSES:** Seniors—Phil Barnhart, Mike Brewer, Earl Flemming, Hille van der Kooy; Juniors—Kennie Carter, Mark Miller, Mike Royer; Sophomores—Brian Barkdull, Stan Russell; Freshmen—Paul Almquist, Marc Mariani, Kevin Palmer, Mike Riggan, Eric Smith



## COACH SAM WILLARD

Sam J. Willard is in his fifth season at the George Fox basketball helm. In his first year Willard took the Bruins to a 20-9 record, the best ever in the school's history and the first time a 20-win season had been reached. The second season the Bruins posted a 15-14 record (16-13 on the court, but one game forfeited with an ineligible player). Both seasons the Bruins were in the NAIA District 2 playoffs.



Two seasons ago it was a different story as the Bruins dropped to a 9-20 record with injuries and personnel problems plaguing the efforts. Last year he guided the Bruins to an 18-12 record, the fourth best NAIA mark.

The Willard era began May 15, 1977, as he was named head basketball coach and athletic director to replace Lorin Miller. He officially began those duties three months later. The dual role is not unfamiliar to Willard: he held similar duties at Big Bend Community College in Moses Lake, Wash., for seven years before being chosen for the George Fox positions.

Willard's selection in itself is a measure of his qualities: he was the top choice for the post after a screening committee considered dozens of candidates from across the nation. Maintaining a winning tradition was a strong factor, but equally important were the personal attributes and characteristics reflecting the George Fox objectives.

Coaching has been Willard's background for the last 19 years. It's been impressive with an overall coaching record of 337 wins and 216 losses. In 1966 the Bruin mentor was Coach of the Year on the prep level in Idaho while he coached at Caldwell High. Willard guided basketball at Middleton from 1960 through 1965, then spent four years, until 1969, at Caldwell. His teams were in the state tournaments seven of those nine years, placing at least third each year. He coached his team to the state championship title twice, one year with an undefeated 27-0 mark.

Willard, 45 (June 4, 1935), has his own personal basketball mark, too. A graduate of Northwest Nazarene College in 1959, Willard, in a guard slot, helped the Crusaders to the NAIA national championship playoffs in 1957. A "preacher's kid," Willard played high school ball in Williston, North Dakota, where he was an All-State guard.

With a real concern for the individual as a person as well as a player, Willard, basically a quiet person, says he has only "total excitement and optimism" about the Bruin program.

Academically, Willard holds a master's degree from Central Washington State following summer sessions at Oregon State and Arizona State. That knowledge is used now as an associate professor of physical education on the GFC faculty. For five summers Willard was assistant director and athletic director for a Youth Conservation Camp in Moses Lake.

Willard has coached summer basketball camps and clinics in Washington, Oregon, and California. He had his own Mt. Shasta Camp in Northern California, assisted two summers with Portland Trail Blazer Coach Jack Ramsay's summer camps held on the George Fox campus, and last season became co-owner and director of Perry's Basketball Camp, now in its 19th year.

Willard is an active Kiwanian and a member of the Church of the Nazarene. He and his wife Myrna, a Newberg kindergarten teacher, have four children: Sherelyn, 17, Samantha, 14, Buntly, 13, and Whitney, 12.

## ASST. COACH TOM HEWITT

Tom Hewitt, who holds three George Fox College basketball records in assists, returns to the college this year to assist again in basketball.

Hewitt, at Warner Pacific College for the last two seasons, joins the Bruin staff to be assistant to Sam Willard. He also will be the George Fox women's tennis coach.

A 1977 GFC graduate, Hewitt, as a guard for the Bruins, produced assist records that still stand. He holds individual season records in the most produced (177) and the best average (6.1), and he has the career assists mark at 404.

Hewitt, 25, was the last four-year player ever to play in George Fox's 31-year-old Hester Gym, replaced in 1977 with the current Wheeler Sports Center.

At Warner Pacific Hewitt was physical education instructor as well as assistant basketball coach and men's and women's tennis coach. While at Warner he helped head basketball coach Gary Bays compile 18-10 and 17-11 season marks.

In July 1980 Hewitt received a master's degree in physical education from Portland State University. In addition to his George Fox assignments, Hewitt is scheduled to be program director for a racquet ball complex planned for Newberg this year. Hewitt last summer assisted Willard at his Perry's Basketball Camp near Vernonia.


Named Bruin team captain as a senior, Hewitt averaged 11.8 points a game and had a game high of 36 points, just one short of the all-time GFC record of 37 set by All-American Paul Cozens.

During his junior year at George Fox, Hewitt traveled for six weeks as a member of a Sports Ambassadors team playing games in South America. From the eighth grade through high school, Hewitt, a native of Seattle, was a ball boy for the Seattle Super Sonics. At West Seattle High, Hewitt averaged 15-0 points a game.

"This is a homecoming for me," says Hewitt. "It's the Lord's time for me to come back."

"I owe a lot to George Fox and what it's done for me; it's been a large part of my life and I'm excited about being back at George Fox and in Newberg."


Hewitt and his wife, Cheryl, a youth worker with Campus Life, live in Newberg.




## THE BRUINS—AS INDIVIDUALS



Almquist



Barkdull



Barnhart

### PAUL ALMQUIST

Freshman . . . 6-7 . . . 210 . . . Center

Silverton, Ore. (Silverton)

One of five freshmen to make the team . . . a back-up center in high school, seeing only limited action . . . as a jayvee player was leading scorer and rebounder and shared most improved honors . . . an honor student and also a tennis player . . . an aggressive player who works hard . . . good instincts . . . needs more playing time to improve skills . . . a liberal arts major . . . Born June 12, 1962; son of Mr. and Mrs. Paul Almquist . . . Nickname: "P.A."

WILLARD SAYS: "Paul is the pleasant surprise of this year; his college future is in his hands . . ."

### BRIAN BARKDULL

Sophomore . . . 6-4 . . . 175 . . . Forward

Dundee, Ore. (Borah High, Boise)

A returner for the Bruins after a three years' absence . . . he played briefly one term as a freshman in 1976, then left for a mission with his Mormon Church . . . as a high school senior he was the team's Most Valuable and "Mr. Defense," averaging 12 points a game . . . a good shooting touch . . . reacts well . . . good instincts . . . is regaining confidence . . . a business major . . . Born Nov. 25, 1957; son of Doris Barkdull and John Barkdull . . . Nickname: "Barkdust."

WILLARD SAYS: "Brian should be a real asset to us; he's capable of playing much bigger than he is; one of the most determined returners ever . . ."

### PHIL BARNHART

Senior . . . 6-3 . . . 175 . . . Guard

Cashmere, Wash. (Cashmere)

A starter for his fourth year, he is the team captain . . . should break the all-time career assist mark midway this year . . . could finish as high as fourth in all-time Bruin scoring . . . has had a game high of 31 points . . . defensive skills through good instincts to situations . . . a big guard you need offensively and defensively . . . unselfish . . . a good shot selection and a "proper" player . . . a first-team All-State A choice in Washington as a high school senior . . . captain of his team that won all 26 games . . . a business major . . . Born June 5, 1959; son of Mr. and Mrs. Roger Barnhart . . . Nickname: "Barney."


WILLARD SAYS: "Phil is one of the most underated guards in the district; we'll depend heavily on his abilities in the back court . . ."

Year	G	FG	%	FT	%	Rb.	Avg.	Ast.	Pts.	Avg.
77-78	29	47/92	.511	43/65	.662	68	2.3	62	137	4.7
78-79	29	131/266	.492	97/128	.758	108	3.7	81	359	12.4
79-80	30	138/247	.559	99/131	.756	80	2.7	172	375	12.5
Career	88	316/605	.522	239/324	.738	256	2.9	315	871	9.9






Brewer



Carter



Flemming

### MIKE BREWER

Senior . . . 6-6 . . . 180 . . . Forward  
Fort Wayne, Indiana (Elmhurst)

A major factor for the Bruins as a starting forward . . . last season led the team in offensive rebounds with 102 and second overall in rebounding at 8.1 . . . led team in steals at 49 . . . strong with a great capacity for work . . . has made great strides and improvement with off-season work . . . his strengths are his size and instincts around the basket . . . limited shooting range more than made up with good shot selection . . . averaged 10 points and 11 rebounds a game in his last season at Big Bend Community College . . . a physical education major . . . Born Sept. 12, 1958; son of Mrs. Sarah Brewer. Nickname: "Brew."

WILLARD SAYS: "Mike's intensity is complete while on the court; I cannot recollect one bad practice or game from him . . . ."

Year	G	FG	%	FT	%	Rb. Avg.	Ast.	Pts. Avg.
79-80	30	105/198	.530	33/52	.635	234 7.8	56	243 8.1

### KENNIE CARTER

Junior . . . 5-7 . . . 155 . . . Guard  
Richmond, Calif. (Richmond)


A transfer from Contra Costa Community College, where he led the team to the conference championship . . . led team in assists (5 per game average) and steals (5 per game) . . . a first-team all-league choice and team cocaptain . . . averaged 14 points a game with 55 percent accuracy . . . averaged 23.5 points a contest in high school, along with nine assists a game and was team's Most Valuable and captain . . . honored frequently with all-star and tournament berths . . . labeled in Bay area press as "whippet-quick quarter-backing guard" . . . expected to be a starting point guard . . . ambidextrous . . . a business major . . . Born Feb. 13, 1959; son of Mr. and Mrs. Albert Carter. Nickname: "K.C."

WILLARD SAYS: "Our expectations for Kennie are high; the demands will be great for his talent, and he has all of the tools of quickness and speed to lead the team and make his teammates better players . . . ."


### EARL FLEMMING

Senior . . . 6-0 . . . 175 . . . Guard  
Indianapolis, Ind. (Harry E. Wood)


A transfer last year from Big Bend Community College, where he averaged 13.0 points a game . . . back and better this year . . . led the team last season in field goal accuracy at .571 . . . a real desire to help this year . . . adds team



Mariani



Miller



Palmer

quickness . . . a social service major . . . Born Jan. 3, 1958; son of Mr. and Mrs. R. C. Brown.

**WILLARD SAYS:** "Earl has all the tools and attitude to become this year all we believed he could be when brought here; I'm liking what I'm seeing so far this year . . . ."

Year	G	FG	%	FT	%	Rb.	Avg.	Ast.	Pts.	Avg.
79-80	29	44/77	.571	28/38	.737	47	1.6	53	116	4.0

### MARC MARIANI

**Freshman . . . 5-8 . . . 160 . . . Guard**  
**Salem, Ore. (Sprague)**

Team captain of his high school team, averaging 15 points a game . . . a second team All-Star choice for the Valley League as a senior . . . a .520 field goal shooter last season . . . good tenacity and self confidence . . . quick . . . a history and religion major . . . Born Feb. 20, 1962; son of Mrs. Lois Rusignello . . . Name pronunciation: "Mair-e-on-e."

**WILLARD SAYS:** "Mark is one of the most aggressive penetrating guards we have; he has an inner strength, and I'm pleased with what I'm seeing in him as a freshman . . . ."

### MARK MILLER

**Junior . . . 6-1 . . . 170 . . . Guard**  
**Great Bend, Kansas (Newberg High)**

The name Miller is back in Bruin land . . . father Lorin was GFC basketball coach for six years preceding Willard . . . a transfer from Barton County Junior College, where he played for his dad . . . averaged 9 points a game as a sophomore . . . spent last year traveling with dad, a pro ball coach in Germany . . . has good insight to the game . . . an unselfish player . . . a physical education major . . . Born June 23, 1958; son of Lorin Miller, Jan Miller.

**WILLARD SAYS:** "Mark has good leadership ability, a quality for the team; we welcome a mature Newberg returnee . . . ."

### KEVIN PALMER

**Freshman . . . 6-4 . . . 200 . . . Forward**  
**Silverton, Ore. (Silverton)**

Most Improved player two straight years in high school . . . averaged 8.0 points a game and 7.5 rebounds . . . off the bench in one game for 17 points, 15 rebounds . . . jumps strong . . . a walk-on who made the team with great desire . . . history major . . . Born Aug. 18, 1962; son of Lorna Steinberger.


**WILLARD SAYS:** "Kevin is a delightful rock to become a gem; the kind of raw talent every coach looks forward to . . . ."



Riggan



Royer



Russell

### MIKE RIGGAN

**Freshman . . . 6-5 . . . 205 . . . Forward**  
**Seaside, Ore. (Seaside)**

A four-year high school starter and team captain senior year . . . also Most Inspirational as a senior . . . a Cowapa League All-Star two years . . . averaged 11.2 points and 12.6 rebounds a game last season . . . set a school rebound record of 26 grabs in single game . . . comes highly recommended . . . strength is size around the basket . . . a history major . . . Born Oct. 31, 1961; son of Mr. and Mrs. Harold Riggan.

WILLARD SAYS: "Mike is playing up to expectation with a very good potential; defense will be his real test . . . ."

### MIKE ROYER

**Junior . . . 6-2 . . . 185 . . . Forward**  
**Quincy, Wash. (Quincy)**

A returning starter who last year averaged 10.0 points a game . . . a super shooter with a good jumping ability . . . last season was second in assists . . . has had a game high of 26 points . . . with the addition of good, penetrating guards, he will shift exclusively to a forward, where his true potential may be seen . . . one of the most highly sought prep stars in Washington, where he was an All-State first team selection two years . . . was MVP three seasons at Quincy, averaging 24.8 points a game . . . a social studies major . . . Born Jan. 25, 1960; son of Mr. and Mrs. Dwight Royer . . . .

WILLARD SAYS: "Mike is perhaps one of the most natural talents we've had; he has excellent abilities and is showing all the signs for a very good year . . . ."


Year	G	FG	%	FT	%	Rb.	Avg.	Ass.	Pts.	Avg.
78-79	28	155/320	.484	31/53	.585	122	4.4	93	341	12.2
79-80	25	112/243	.461	27/37	.730	55	2.2	102	251	10.0
Career	53	267/563	.474	58/90	.644	177	3.3	195	592	11.2

### STAN RUSSELL


**Sophomore . . . 6-2 . . . 180 . . . Guard**  
**Dallas, Ore. (Bend High)**

A transfer from Judson Baptist College, where last year he was a starter, averaging 8.0 points a game, 3.6 assists and 2 rebounds . . . the leading scorer (13.0 points a game) his senior year of high school . . . a hard-working player who made the team as a walk-on . . . a communications major . . . Born June 30, 1960; son of Mr. and Mrs. Ray Russell.

WILLARD SAYS: "There is not a player who wanted to achieve as much as Stan; he overcame a lot of odds to earn a jersey and does everything you ask . . . ."



Smith



van der Kooy

### ERIC SMITH

**Freshman . . . 6-8 . . . 200 . . . Forward**  
**LaHabra, Calif. (Whittier Christian)**

The most highly recruited player ever sought by George Fox . . . contacted by 34 colleges, including PAC-Ten and major Midwest colleges . . . averaged 18.1 points a game and 11.4 rebounds before going out for the season last year with a broken wrist . . . captained his high school team three years, named All-League beginning his sophomore year . . . was student body president . . . number one on the GFC recruiting list . . . a late summer back injury slowed his practice . . . a liberal arts major . . . Born July 4, 1962; son of Mr. and Mrs. Elroy Smith. WILLARD SAYS: "We believe Eric has as much potential as any player ever at George Fox; a series of injuries, however, has limited him . . . ."

### HILLE VAN DER KOOY

**Senior . . . 6-11 . . . 215 . . . Center**  
**Makkum, Netherlands (Pedagogical Academy)**

A potential NAIA All-American . . . the only junior selected to last year's NAIA District 2 All-Star team . . . the Bruins top scorer at 20.9 points a game, the second highest total ever for a Bruin, following only another All-American, Paul Cozens, two seasons ago . . . was fourth highest scorer in the district . . . second highest rebounder at 11.6, leading the Bruins . . . grabbed 250 defensive rebounds last season . . . in just two seasons could finish as high as fourth in scoring . . . the tallest player ever at George Fox . . . a transfer last season from Westmont College, where he played two seasons, averaging 7.1 points and 5.0 rebounds a game in playing just 15 minutes a contest . . . extremely mobile . . . a good sharp shooter inside . . . worked very hard on weights in off-season . . . still learning basketball (started at 17) . . . personal goals of pro play in Europe or in America are motivating him . . . a psychology/sociology major . . . Born June 8, 1956; son of Mr. and Mrs. J. H. van der Kooy . . . Name pronunciation: "Hilluh van der Coy."

WILLARD SAYS: "I look for him to become the most sought-after Bruin in the history of the college; he has a tremendous weight on his shoulders—as Hille goes, so goes the Bruins; the tasks that confront him are very clear; he's a pleasure to coach—he wants to learn . . . ."

Year	G	FG	%	FT	%	Rb. Avg.	Ast.	Pts. Avg.
79-80	29	233/443	.526	132/197	.670	333 11.5	72	598 20.6


## BRUIN STAFF

**FRANK KYTE** is one of the "veterans" in Bruin athletics. Kyte is the college athletic trainer, a program he developed beginning as a student at George Fox. A 1975 graduate of the college in physical education, Kyte started as a student trainer for basketball and now handles all athletic teams. In 1977 Kyte completed a sports medicine program on a master's degree level at Portland State University and is a Certified Athletic Trainer. He is the first to hold a full-time trainers post (created three years ago) at the college, and George Fox is one of the first small colleges in Oregon with such a position. In addition, Kyte has developed an athletic trainers program for George Fox, a new academic course offering starting last year under his guidance. A native of Albuquerque, New Mexico, Kyte and his wife, Shirley, have a two-year-old daughter, Heather.



**MIKE WIRTA** is the team statistician, heading a crew of student assistants. A member of the college's custodial service staff, Wirta is a 1974 George Fox graduate and perhaps one of the most loyal Bruin fans.

A Newberg native, Wirta devotes many volunteer hours of compiling facts and figures on the players and the team, both home and away, and in maintaining historical records shown in this book. He holds down the statistician role for the tenth year.



**BARRY HUBBELL** has directed the George Fox Sports Information program since 1970. He joined the college staff in 1968 as Director of Information and in 1972 was named Director of College Relations, overseeing all college publicity and promotion. A 1964 graduate of the College, he was a correspondent for Portland and Salem newspapers and a McMinnville radio station before assuming his George Fox positions.

In addition to his college role, he serves as publicity chairman for Northwest Yearly Meeting of Friends Church and is chairman of the organization's Publication Board. He is a member of the board of the Pacific Northwest District of the Council for the Advancement and Support of Education.

He is a member of the NAIA Sports Information Directors Association and the College Sports Information Directors Association. In 1980 the organizations awarded his publications six national awards, including two first places. The NAIA Sports Information Directors named the 1979-80 George Fox basketball press guide the best in the nation among the more than 500 colleges. The college's basketball programs were ranked fifth nationally. In CoSIDA publication contests the 1980 Bruin track media guide was named best in the nation for small colleges, the basketball programs were named second, the basketball media guide was judged third, and the Bruin basketball pocket schedules were ranked fourth in the special publication category.

### SPORTS INFORMATION ASSISTANTS—

Debby Cuerdon, Mike Royer

**BALL BOYS**—Buntly Willard, Ty Hollister

**PEP BAND DIRECTOR**—Ed Lehman, Laura Fry

## BRUIN HOSTS/HOSTESSES



Seven students have been chosen from dozens volunteering to become 1980-81 hosts and hostesses for Bruin basketball. They provide service at home games—giving information, programs, refreshments to press members and statisticians, and smiles to all. Volunteering hours of time, they are the college's "official greeters" to Bruin sports fans.

Back Row (left to right): Bob Newman, Salem, Ore., sophomore in chemistry; Renae Williamson, Milwaukie, Ore., junior in elementary education; and Jon Fodge, Newberg junior in liberal arts.


Front (left to right): Lori Willcuts, Newberg sophomore in communication arts; Cheryl Pickett, Springfield, Ore., senior in home economics; Nancy Martin, Whittier, Calif., sophomore in home economics; and Judi Comfort, Newberg senior in business.

## BRUIN RALLY SQUAD



Bruin basketball cheers this year are led by a five-member squad chosen by student vote. Members are (top to bottom): Steve Bury, Portland, Christian ministries major; Shawna Leazer, Great Falls, Montana, sociology/psychology major; Kim Walker, Ferndale, Calif., liberal arts major; Corlyn Orkney, Newberg general education major; and Randall Renfro, Grants Pass, Ore., elementary education major. All are sophomores.





Left to right: Mariani, Flemming, Russell, Barnhart, Pa  
Barkdull, Royer, Miller, Carter

## GEORGE FOX COLLEGE 19

Name	Home	Away	Pos.	Height	Weight
ALMQUIST, Paul	54	55	C	6-7	210
BARKDULL, Brian	34	35	F	6-4	175
BARNHART, Phil	30	31	G	6-3	175
BREWER, Mike	42	43	F	6-6	180
CARTER, Kennie	12	13	G	5-7	155
FLEMMING, Earl	10	11	G	6-0	175
MARIANI, Marc	14	15	G	5-8	160
MILLER, Mark	22	23	G	6-1	170
PALMER, Kevin	32	33	F	6-4	200
RIGGAN, Mike	50	51	F	6-5	205
ROYER, Mike	24	25	F	6-2	185
RUSSELL, Stan	20	21	G	6-2	180
SMITH, Eric	40	41	F	6-8	200
VAN DER KOOT, Hille	52	53	C	6-11	215

### NUMERICAL ROSTER

10/11 Earl Flemming  
12/13 Kennie Carter

14/15 Marc Mariani  
20/21 Stan Russell  
22/23 Mark Miller  
24/25 Mike Royer



lmer, Brewer, Smith, van der Kooy, Almquist, Riggan,  
er. Coaches: Hewitt, Willard

## 80-81 BASKETBALL ROSTER

Age	Year	Exp.	Hometown (High School)
18	Fr.	HS	Silverton, Ore. (Silverton)
23	So.	1V	Dundee, Ore. (Borah, Boise)
21	Sr.	3V	Cashmere, Wash. (Cashmere)
22	Sr.	1V/2JC	Fort Wayne, Indiana (Elmhurst)
21	Jr.	1JC	Richmond, Calif. (Contra Costa Comm.)
22	Sr.	1V/2JC	Indianapolis, Ind. (Harry E. Wood)
18	Fr.	HS	Salem, Ore. (Sprague)
22	Jr.	2JC	Great Bend, Kans. (Newberg)
18	Fr.	HS	Silverton, Ore. (Silverton)
19	Fr.	HS	Seaside, Ore. (Seaside)
20	Jr.	2V	Quincy, Wash. (Quincy)
20	So.	1JC	Dallas, Ore. (Bend)
18	Fr.	HS	LaHabra, Calif. (Whittier Christian)
24	Sr.	3V	Makkum, Netherlands (Pedagogical Academy)

30/31 Phil Barnhart  
32/33 Kevin Palmer  
34/35 Brian Barkdull  
40/41 Eric Smith

42/43 Mike Brewer  
50/51 Mike Riggan  
52/53 Hille van der Kooy  
54/55 Paul Almquist

## 1979-80 ACCUMULATIVE STATISTICS

Player	G	FG	FGA	PCT.	FT	FTA	PCT.	ORE	DRE	TRE	RPG	PF	BLK	STL	AST	TP	PPG
Adrian, Dave	19	73	156	.468	37	42	.881	19	41	60	3.2	32	0	28	86	183	9.6
Aronson, Phil	24	19	43	.442	25	41	.610	7	23	30	1.3	30	5	7	22	63	2.6
Barnhart, Phil	30	138	247	.559	99	131	.756	27	53	80	2.7	49	4	47	172	375	12.5
Brase, Tom	22	14	38	.368	18	27	.667	13	22	35	1.6	25	6	5	11	46	2.1
Brewer, Mike	30	105	198	.530	33	52	.635	102	132	234	7.8	98	36	49	56	243	8.1
Flemming, Earl	29	44	77	.571	28	38	.737	11	36	47	1.6	64	2	23	53	116	4.0
Loe, Jeff	30	203	394	.515	77	111	.694	66	108	174	5.8	99	9	27	95	483	16.1
Roth, Ed	8	3	6	.500	10	14	.714	0	1	1	0.1	5	0	1	3	16	2.0
Royer, Mike	25	112	243	.461	27	37	.730	15	40	55	2.2	70	0	35	102	251	10.0
Scarth, Dave	12	5	11	.455	8	10	.800	0	5	5	0.4	8	0	4	7	18	1.5
van der Kooy, Hille	29	233	443	.526	132	197	.670	83	250	333	11.5	105	62	39	72	598	20.6
Wilding, Scott	15	7	13	.538	0	3	.000	7	10	17	1.1	9	0	5	10	14	0.8
Vilen, Brad	2	2	3	.667	1	2	.500	0	1	1	0.5	1	0	0	1	5	2.5
TEAM REBOUNDS								92	56	148	4.9						
GFC	30	958	1872	.512	495	705	.702	442	778	1220	40.7	597	124	270	690	2411	80.4
OPPONENTS	30	974	2033	.479	392	563	.696	463	679	1142	38.1	683	50	282	554	2340	78.0

## BRUIN RECORDS

(Since Joining NAIA)

### INDIVIDUAL SINGLE GAME RECORDS

Most Points—38	Paul Cozens vs. Warner Pacific 2/21/78
Most Field Goals—17	Rob Wunder vs. Macalester 1/6/73
	Paul Cozens vs. Southern Oregon 2/19/75
Most Field Goals Att.—30	Rob Wunder vs. Macalester 1/6/73
Best F.G. Pct. (min. 10 att.)—.933 (14-15)	Paul Cozens vs. Pacific 12/17/76
Best F.G. Pct. (without miss)—1.000 (7-7)	Stan Reimer vs. OCE 1/6/68
	Gary Berg vs. Whitman 12/3/71
Most Free Throws Made—14	Tom Hewitt (14-15) vs. Pacific 12/18/75
Most Free Throws Att.—18	Sammy Ibarra (12-18) vs. Pacific 12/8/72
Best Free Throw Pct.—1.000	Paul Cozens (12-12) vs. Warner Pacific 2/21/78
Best Free Throw Pct. (with miss)—.933	Tom Hewitt (14-15) vs. Pacific 12/18/75
Most Rebounds—25	Gordy Loewen vs. Warner Pacific 2/4/71
Most Assists—13	Tom Hewitt vs. Lewis-Clark St. 2/7/76
Most Turnovers—10	Ken Greenman vs. Pacific 12/8/72
	Sammy Ibarra vs. Whitman 12/29/73
Most Steals—7	Steve Strutz vs. Willamette 12/14/74
	Steve Strutz vs. Eastern Oregon 1/29/75
	Phaynes Reeda vs. NNC 1/31/75
Most Blocked shots—7	Hille van der Kooy vs. Lewis & Clark 2/5/80

### INDIVIDUAL SEASON RECORDS

Most Points—692	Paul Cozens 1977-78
Best Average—23.9	Paul Cozens 1977-78
Most Field Goals Made—270	Paul Cozens 1977-78
Most Field Goals Att.—500	Rob Wunder 1973-74
Best Field Goal Pct.—.568	Paul Cozens 1976-77
Most Free Throws Made—152	Paul Cozens 1977-78
Most Free Throws Att.—197	Hille van der Kooy 1979-80
Best Free Throws Pct.—.922 (71-77)	Gary Chenault 1978-79
Most Rebounds—370	Paul Cozens 1977-78
Best Rebound Average—12.8	Paul Cozens 1977-78
Most Assists—177	Tom Hewitt 1976-77
Best Assist Average—6.1	Tom Hewitt 1976-77
Most Blocked Shots—62	Hille van der Kooy 1979-80
Most Turnovers—110	Tom Ackerman 1970-71
	Phaynes Reeda 1974-75
Most Steals—72	Gary Chenault 1978-79
Best Steal Average—2.40	Gary Chenault 1978-79
Most Fouls—110	Rob Wunder 1972-73
Most Games Played—31	7 Players tied 1972-73

### INDIVIDUAL CAREER RECORDS

Most Points—2,187	Paul Cozens 1974-78
Best Average—19.35	Paul Cozens 1974-78
Most Field Goals Made—895	Paul Cozens 1974-78
Most Field Goals Att.—1,620	Paul Cozens 1974-78
Best Field Goal Pct.—.553	Paul Cozens 1974-78
Most Free Throws—397	Paul Cozens 1974-78
Most Free Throws Att.—470	Paul Cozens 1974-78
Best Free Throw Pct.—.870	Gary Chenault 1976-79
Most Rebounds—1,147	Paul Cozens 1974-78
Best Rebound Average—10.2	Paul Cozens 1974-78

Most Assists—404	Tom Hewitt	1973-77
Best Assist Average—3.94	Mark Vernon	1975-77
Most Steals—161	Gary Chenault	1976-79
Best Steal Average—1.87	Gary Chenault	1976-79
Most Games Played—113	Paul Cozens	1974-78
Most Personal Fouls—303	Gordy Loewen	1968-72

### TEAM SINGLE GAME RECORDS

Most Points (overtime)—123	vs. Linfield (123-116)	(4 OTs) 12/30/75
Most Points (regulation)—109	vs. Columbia Christian	(109-45) 1/8/74
Least Points—45	vs. Willamette (68-45)	12/15/72
Least Points Against—38	vs. Western Baptist	(55-38) 1/31/80
Most Points Against—124	vs. Portland State (124-81)	1/13/78
Biggest Winning Margin—64	vs. Columbia Christian	(109-45) 1/8/74
Biggest Losing Margin—62	vs. Lewis & Clark	(112-50) 1/15/70
Most Field Goals—51	vs. Linfield	12/30/75
Most Field Goals Att.—114	vs. Columbia Christian	1/8/74
Best Field Goal Pct.—.667	vs. Western Baptist	(24-36) 1/31/80
Worst Field Goal Pct.—.202	vs. Pacific (21-104)	12/10/67
Most Free Throws Made—39	vs. Lewis & Clark (39-47)	1/8/71
Most Free Throws Att.—50	vs. NNC (30-50)	2/12/70
Best Free Throw Pct. (with miss)—.923	vs. NNC	(36-39) 2/9/76
Best Free Throw Pct. (no miss)—1.000	vs. Warner Pacific	(6-6) 2/12/77
Most Rebounds—97	vs. Columbia Christian	1/8/74
Most Assists—34	vs. Linfield	12/30/75
	BYU—Hawaii	2/9/79
Most Turnovers—48	vs. Whitman	12/29/73
Most Personal Fouls—45	vs. NNC	2/4/71
Most Steals—19	vs. Willamette	12/14/74
Most Blocked Shots—8	vs. Warner Pacific	1/22/80

### TEAM SEASON RECORDS

Most Wins	20 (20-9)	1976-77
Best Winning Pct.	.704 (19-8)	1975-76
Most Losses	23 (3-23)	1969-70
Least Losses	8 (19-8)	1975-76
Least Wins	3 (3-23)	1969-70
Lowest Winning Pct.	.115 (3-23)	1969-70
Most Points	2495	1976-77
Least Points	1816	1968-69
Most Points Against	2418	1977-78
Least Points Against	1964	1971-72
Highest Scoring Average	86.0	1976-77
Lowest Scoring Average	66.9	1965-66
Highest Scoring Average Against	89.0	1969-70
Lowest Scoring Average Against	66.6	1965-66
Most Field Goals Made	1003	1976-77
Most Field Goals Att.	2125	1973-74
Best Field Goal Pct.	.512	1979-80
Most Free Throws Made	524	1977-78
Most Free Throws Att.	723	1977-78
Best Free Throw Pct.	.740	1976-77
Most Rebounds	1406	1973-74
Best Rebound Average	46.80	1973-74
Most Assists	690	1979-80
Best Assist Average	23.00	1979-80
Most Turnovers	592	1974-75
Most Steals	295	1978-79

Best Steal Average . . . . .	10.17	1978-79
Most Personal Fouls . . . . .	647	1974-75
Longest Winning String . . . . .	11 (games 2 thru 12)	1976-77
Longest Loss String . . . . .	18 (games 8 thru 25)	1969-70

## YEAR-BY-YEAR LEADERS

### SCORING

Year	Name	Total	Games	Average
1965-66	Gary Blackmar	303	28	10.82
1966-67	Gary Blackmar	410	26	15.77
1967-68	Gary Blackmar	321	23	13.95
1968-69	Gordy Loewen	437	25	17.48
1969-70	Gordy Loewen	368	22	16.72
1970-71	Sammy Ibarra	408	28	14.57
1971-72	Gary Berg	378	25	15.12
1972-73	Sammy Ibarra	426	31	13.74
1973-74	Rob Wunder	567	30	18.90
1974-75	Paul Cozens	441	28	15.57
1975-76	Paul Cozens	530	27	19.62
1976-77	Tim Hardie	562	28	20.07
1977-78	Paul Cozens	692	29	23.86
1978-79	Gary Chenault	491	29	16.90
1979-80	Hille van der Kooy	598	29	20.60

### REBOUNDING

1965-66	Dave Alteneder	297	28	10.61
1966-67	Gary Blackmar	295	25	11.80
1967-68	Dave Alteneder	282	26	10.84
1968-69	Tom Ackerman	242	19	12.73
1969-70	Gordy Loewen	231	22	10.50
1970-71	Gordy Loewen	275	28	9.82
1971-72	Gordy Loewen	240	25	9.60
1972-73	Rob Wunder	234	31	7.55
1973-74	Ray Willis	289	30	9.63
1974-75	Ray Willis	277	30	9.23
1975-76	Paul Cozens	280	27	10.37
1976-77	Paul Cozens	305	29	10.51
1977-78	Paul Cozens	370	29	12.75
1978-79	Mike Peregrin	184	29	6.34
1979-80	Hille van der Kooy	333	29	11.50

### ASSISTS

1965-70	No record			
1970-71	Ed Fields	120	27	4.44
1971-72	Ed Fields	71	25	2.84
1972-73	Ed Fields	131	31	4.22
1973-74	Ray Willis	122	30	4.06
1974-75	Ray Willis	128	30	4.26
1975-76	Tom Hewitt	138	27	5.11
1976-77	Tom Hewitt	177	29	6.10
1977-78	Dave Adrian	114	29	3.93
1978-79	Tim Adrian	96	29	3.31
1979-80	Phil Barnhart	172	30	5.92



# MILLER GYMNASIUM RECORDS

## INDIVIDUAL

Most Points—41 . . .	Mark Wickman (Linfield) vs. GFC 1/2/78
Most Field Goals—20 . . . . .	Mark Wickman (Linfield) vs. GFC 1/2/78
Most Field Goals Att.—29 . . . . .	Vinne Forks (SOSC) vs. Concordia 12/21/79
Best Field Goal Pct.—.909 (10-11) . . . . .	Steve Hamilton (Warner Pacific) vs. GFC 1/27/79
Most Free Throws—12 . . . . .	Paul Cozens (GFC) vs. Warner Pacific 1/21/78
	Alan Tanabe (Hawaii Pacific) vs. GFC 2/24/79
Most Free Throws Att.—14 . . . . .	Kirk Burgess (GFC) vs. Hawaii-Hilo 12/3/77
	Alan Tanabe (Hawaii Pacific) vs. GFC 2/24/79
Best Free Throw Pct.—1.000 (12-12) . . . . .	Paul Cozens (GFC) vs. Warner Pacific 1/21/78
Most Rebounds—20 . . . . .	Hille van der Kooy (GFC) vs. Linfield 12/14/79
Most Assists—11 . . . . .	Brad Olson (Warner Pacific) vs. GFC 1/27/79
	Phil Barnhart (GFC) vs. Concordia 12/20/79
	Mike Royer (GFC) vs. Pacific 2/19/80
Most Steals—6 . . . . .	Mike Royer (GFC) vs. Linfield 12/8/78
	Gary Chenault (GFC) vs. BYU—Hawaii 2/9/79

## TEAM

Most Points—122 . . . . .	Concordia (vs. SOSC) 12/21/79
Most Field Goals—50 . . . . .	Linfield (vs. GFC) 1/2/78
Most Field Goals Att.—93 . . . . .	Northwest Nazarene (vs. Warner Pacific) 12/2/77
Best Field Goal Pct.—.651 (28-43) . . . . .	Warner Pacific (vs. GFC) 1/27/79
	(41-63) Warner Pacific (vs. SOSC) 12/20/79
Most Free Throws—42 . . . . .	Concordia (vs. SOSC) 12/21/79
Most Free Throws Att.—46 . . . . .	Concordia (vs. SOSC) 12/21/79
Best Free Throw Pct.—1.000 (12-12) . . . . .	Western Baptist (vs. GFC) 1/10/78
Most Rebounds—63 . . . . .	Northwest Nazarene (vs. Warner Pacific) 12/2/77
	GFC (vs. Linfield) 12/14/79
Most Assists—34 . . . . .	GFC (vs. BYU—Hawaii) 2/9/79
Most Steals—19 . . . . .	OCE (vs. Col. of Idaho) 12/22/78

## TWO TEAMS

Most Points—222 . . . . .	GFC 122 vs. SOSC 100 12/21/79
Fewest Points—93 . . . . .	GFC 55 vs. Western Baptist 38 1/21/80
Most Field Goals—88 . . . . .	GFC 38 vs. Linfield 50 1/2/78
Most Field Goals Att.—179 . . . . .	GFC 91 vs. Pacific 88 1/17/78
Best Field Goal Pct.—.531 . . . . .	GFC .457 (32-70)
	vs. Warner Pacific .651 (28-43) 1/27/79
Lowest Field Goal Pct.—.408 . . . . .	GFC .455 (30-66)
	vs. Willamette .374 (34-91) 12/12/77
Most Free Throws—68 . . . . .	Concordia 46 vs. SOSC 26 12/21/79
Most Free Throws Att.—77 . . . . .	Concordia 42 vs. SOSC 21 12/21/79
Most Rebounds—104 . . . . .	GFC 62 vs. Pacific 42 12/1/77
	GFC 51 vs. Willamette 53 12/12/77
Most Assists—53 . . . . .	GFC 34 vs. BYU—Hawaii 19 2/9/79
Most Turnovers—62 . . . . .	GFC 31 vs. Pacific 31 12/1/77
Most Personal Fouls—60 . . . . .	GFC 29 vs. Hawaii Pacific 31 2/24/79
Most Steals—28 . . . . .	GFC 17 vs. Linfield 11 12/8/78
	Concordia 12 vs. SOSC 16 12/21/80

## BRUIN TOP TEN

(Since Beginning NAIA Competition)

### SCORING

Name	Yrs Played	Games	Total	Avg
Paul Cozens	1974-78	113	2187	19.35
Dave Adrian	1975-78; 1979-80	103	1307	12.69
Gordy Loewen	1968-72	100	1300	13.00
Gary Chenault	1976-79	86	1187	13.80
Sammy Ibarra	1970-73	84	1112	13.23
Dave Alteneder	1965-69	104	1049	10.09
Gary Blackmar	1965-68	76	1034	13.61
Rob Wunder	1972-74	61	991	16.26
Larry Craven	1966-69	91	952	10.46
Ray Willis	1972-75	91	948	10.42

*Those to watch:*

Hille van der Kooy	1979-80	29	598	20.62
Phil Barnhart	1977-80	88	871	9.90

Note: In single seasons, Jeff Loe (1979-80) scored 483 points with a 16.1 average, and Bob Wright (1973-74) scored 464 points for a 16.00 average. Tim Hardie (1975-77) scored 920 for a 16.73 average.

### REBOUNDING

Paul Cozens	1974-78	113	1147	10.15
Dave Alteneder	1965-69	104	1013	9.74
Gordy Loewen	1968-72	100	968	9.68
Ray Willis	1972-75	91	756	8.31
Gary Blackmar	1965-68	76	740	9.74
Eddie Fields	1970-73	83	501	6.03
Rob Wunder	1972-74	61	485	7.95
Tom Ackerman	1968-69; 1970-71	47	481	10.23
Dave Adrian	1975-78; 1979-80	103	436	4.23
Tim Hardie	1975-77	55	364	6.62

*Those to watch:*

Hille van der Kooy	1979-80	29	333	11.48
Mike Brewer	1979-80	30	234	7.80

### ASSISTS

Tom Hewitt	1973-77	111	404	3.64
Dave Adrian	1975-78; 1979-80	103	376	3.65
Eddie Fields	1970-73	83	322	3.88
Phil Barnhart*	1977-	88	315	3.58
Ray Willis	1972-75	91	304	3.34
Steve Strutz	1972-76	109	249	2.29
Paul Cozens	1974-78	113	249	2.20
Gary Chenault	1976-79	86	210	2.44
Mark Vernon	1975-77	53	209	3.94
Mike Royer*	1978-	53	195	3.68

\*Current team member

### CAREER FIELD GOAL ACCURACY

(Minimum 100 attempts per year)

Paul Cozens	1974-78	895/1620	.552
Gary Berg	1971-72	140/262	.534
Mike Brewer*	1979-	105/198	.530
Hille van der Kooy*	1979-	233/443	.526

Phil Barnhart*	1977-	316/605	.522
Jeff Loe	1979-80	203/394	.515
Tim Hardie	1975-77	407/792	.514
Kirk Burgess	1976-78	122/238	.513
Gary Chenault	1976-79	496/997	.497
Rob Wunder	1972-74	429/865	.496

\*Current team member

## CAREER FREE THROW ACCURACY

(Minimum 45 attempts per year)

Gary Chenault	1976-79	195/224	.870
Dave Morgan	1970-72	84/98	.857
Paul Cozens	1974-78	397/470	.845
Jim McNelly	1965-67	82/100	.820
Dave Adrian	1975-78; 1979-80	243/316	.769
Tom Hewitt	1973-77	236/308	.766
Walt Kliewer	1969-71	81/106	.764
Tim Hardie	1975-77	106/142	.747
Ken Greenman	1971-73	111/149	.745
Sam Ibarra	1970-73	226/304	.743

## INDIVIDUAL HONORS

Gordy Loewen	NAIA Dist. 2 All-Star	1968-69; 69-70; 70-71
David Morgan	NAIA Dist. 2 Honorable Mention	1970-71
Sammy Ibarra	NAIA Dist. 2 Second Team	1972-73
Craig Taylor	NAIA Dist. 2 Honorable Mention	1972-73
Rob Wunder	NAIA Dist. 2 Honorable Mention	1972-73
	NAIA Dist. 2 First Team	1973-74
	All-Northwest First Team	1973-74
	UPI West Coast Honorable Mention	1973-74
Ray Willis	NAIA Dist. 2 Honorable Mention	1973-74; 74-75
Bob Wright	NAIA Dist. 2 Honorable Mention	1973-74
Tim Hardie	NAIA Dist. 2 All-Star	1976-77
Paul Cozens	NAIA Dist. 2 First Team	1974-75; 75-76; 76-77; 77-78
	All-Northwest First Team	1975-76
	All-Northwest Second Team	1976-77
	All-Northwest First Team	1977-78
	NAIA All-American Third Team	1976-77
	NAIA All-American Second Team	1977-78
	First GFC player to have jersey retired	1977-78
	UPI West Coast Honorable Mention	1977-78
	NBA Ninth Round Draft Choice (Portland Trail Blazers)	1978
Gary Chenault	NAIA Dist. 2 Second team	1978-79
	All-Northwest Honorable Mention	
Hille		
van der Kooy	NAIA Dist. 2 First Team	1979-80
Jeff Loe	NAIA Dist. 2 Honorable Mention	1979-80

## MOST VALUABLE PLAYERS

1968-69	Gordy Loewen	1975-76	Paul Cozens
1969-70	Gordy Loewen	1976-77	Paul Cozens
1970-71	Gordy Loewen	1977-78	Paul Cozens
1971-72	Gary Berg	1978-79	Gary Chenault
1972-73	Rob Wunder	1979-80	Hille van der Kooy
1973-74	Rob Wunder		Jeff Loe
1974-75	Ray Willis		

# BRUIN SEASON SCORES

• = Away Game

GFC	Opponent	GFC	Opponent
1965-66			
59	Lewis and Clark • . . .	100	
88	Eastern Oregon • . . . .	103	
55	Oregon College • . . . .	67	
84	Alaska Methodist • . . . .	87	
82	Alaska Methodist • . . . .	78	
55	Alaska—Fairbanks • . . .	73	
58	Alaska—Fairbanks • . . .	68	
60	Alaska—Fairbanks • . . .	87	
65	Oregon Tech • . . . . .	69	
67	Oregon Tech • . . . . .	90	
79	Warner Pacific . . . . .	68	
93	Warner Pacific . . . . .	67	
76	Oregon College . . . . .	84	
68	Southern Oregon • . . . .	89	
62	Southern Oregon • . . . .	75	
87	Oregon College • . . . .	101	
63	Eastern Oregon . . . . .	68	
51	Eastern Oregon . . . . .	60	
77	Oregon Tech . . . . .	69	
57	Oregon Tech . . . . .	50	
49	Cascade . . . . .	66	
53	Cascade • . . . . .	79	
62	Oregon College . . . . .	66	
72	Southern Oregon . . . . .	67	
56	Southern Oregon . . . . .	55	
63	Oregon College • . . . .	79	
59	Eastern Oregon • . . . .	97	
75	Eastern Oregon • . . . .	79	
H:6-5 • A:1-16			
SEASON: 7-21			
1966-67			
64	Pacific • . . . . .	65	
63	Southern Oregon • . . . .	68	
58	Oregon College • . . . .	85	
91	Alaska Methodist . . . . .	68	
98	Alaska Methodist . . . . .	75	
76	Oregon Tech • . . . . .	86	
74	Oregon Tech • . . . . .	81	
79	Warner Pacific . . . . .	68	
91	Warner Pacific • . . . .	88	
70	Oregon College • . . . .	109	
86	Southern Oregon . . . . .	90	
70	Southern Oregon . . . . .	68	
50	Oregon College . . . . .	70	
73	Eastern Oregon . . . . .	96	
69	Eastern Oregon . . . . .	89	
77	Oregon Tech . . . . .	82	
74	Oregon Tech . . . . .	61	
67	Cascade . . . . .	66	
69	Cascade • . . . . .	75	
75	Oregon College . . . . .	107	
63	Southern Oregon • . . . .	94	
81	Southern Oregon • . . . .	113	
64	Oregon College • . . . .	79	
92	Eastern Oregon • . . . .	112	
100	Eastern Oregon • . . . .	112	
H:6-6 • A:1-12			
SEASON: 7-18			
1967-68			
73	Willamette • . . . . .	123	
60	Lewis and Clark • . . . .	90	
83	Eastern Oregon • . . . .	90	
106	Alaska Methodist • . . . .	75	
76	Pacific • . . . . .	104	
59	Pacific . . . . .	83	
63	Oregon Tech . . . . .	85	
72	Oregon Tech . . . . .	68	
68	Oregon College . . . . .	73	
84	Mt. Angel • . . . . .	59	
74	Mt. Angel . . . . .	54	
67	Southern Oregon • . . . .	102	
66	Southern Oregon • . . . .	106	
74	Oregon College • . . . .	82	
69	Eastern Oregon • . . . .	72	
73	Eastern Oregon • . . . .	96	
65	Oregon Tech • . . . . .	80	
80	Oregon Tech • . . . . .	55	
73	Oregon College . . . . .	93	
76	Cascade . . . . .	67	
71	Cascade • . . . . .	73	
64	Southern Oregon . . . . .	87	
88	Southern Oregon . . . . .	92	
74	Oregon College • . . . .	104	
66	Eastern Oregon . . . . .	82	
68	Eastern Oregon . . . . .	80	
H:3-8 • A:3-12			
SEASON: 6-20			
1968-69			
61	Pacific • . . . . .	84	
72	Oregon College • . . . .	99	
55	Oregon Tech • . . . . .	82	
62	Pacific . . . . .	56	
59	Pacific • . . . . .	82	
61	Alaska Methodist • . . . .	76	
85	Alaska Methodist • . . . .	88	
83	Alaska Methodist • . . . .	73	
91	Oregon Tech . . . . .	86	
94	Oregon Tech . . . . .	104	
72	Oregon College • . . . .	118	
56	Northwest Nazarene • . . .	82	
69	Northwest Nazarene . . . .	77	
83	Southern Oregon • . . . .	111	
97	Southern Oregon • . . . .	101	
66	Eastern Oregon . . . . .	88	
89	Eastern Oregon . . . . .	84	
72	Oregon College . . . . .	76	
72	Oregon Tech • . . . . .	101	
80	Oregon College . . . . .	101	
55	Southern Oregon . . . . .	57	
64	Southern Oregon . . . . .	94	
71	Oregon College . . . . .	79	
69	Eastern Oregon • . . . .	83	
78	Eastern Oregon • . . . .	92	
H:3-7 • A:1-14			
SEASON: 4-21			
1969-70			
53	Willamette • . . . . .	72	
83	Oregon Tech • . . . . .	89	
74	College of Idaho • . . . .	100	
85	Alaska Methodist . . . . .	95	
92	Warner Pacific • . . . . .	90	
69	Pacific • . . . . .	72	
95	Oregon Tech . . . . .	84	
65	Oregon Tech . . . . .	95	
90	Oregon College . . . . .	104	
50	Lewis and Clark • . . . .	112	
68	Southern Oregon • . . . .	86	
52	Southern Oregon • . . . .	68	
52	Oregon College • . . . .	66	
80	Eastern Oregon . . . . .	98	
57	Eastern Oregon . . . . .	89	
71	Oregon College • . . . .	87	
75	Oregon Tech • . . . . .	86	
60	Oregon Tech • . . . . .	95	
81	Pacific . . . . .	91	
66	Northwest Nazarene • . . .	88	
58	Northwest Nazarene • . . .	72	
83	Oregon College . . . . .	110	
67	Southern Oregon . . . . .	94	
71	Southern Oregon . . . . .	90	

GFC	Opponent
76 Eastern Oregon •	98
81 Eastern Oregon •	75
H:1-9 • A:2-14	
SEASON: 3-23	

#### 1970-71

68 Lewis and Clark •	83
61 Willamette •	85
66 Eastern Oregon •	64
69 Pacific •	83
81 Montana Tech	59
76 LaVerne	74
59 Fresno Pacific •	65
65 Fresno Pacific •	84
82 Alaska Methodist •	74
72 Alaska Methodist •	63
94 Alaska Methodist •	67
95 Lewis and Clark	85
82 Victoria	60
73 Victoria	67
80 Western Baptist •	100
102 Oregon Tech	68
91 Oregon Tech	71
94 Oregon College	72
63 Claremont	67
66 Northwest Nazarene •	81
78 Warner Pacific •	67
71 Warner Pacific	77
82 Northwest	44
81 Western Baptist	71
65 Oregon College •	83
76 Northwest Nazarene	82
65 Northwest Nazarene	78
NAIA District 2 Playoffs	
69 Willamette •	103
H:10-4 • A:5-9	
SEASON: 15-13	

#### 1971-72

74 Whitman •	70
88 Whitman •	85
78 Western Baptist	58
93 Alaska Methodist	84
84 Alaska Methodist	60
70 Eastern Oregon	75
75 Azusa Pacific	81
53 Simon Fraser •	60
70 Alaska Methodist •	69
84 Linfield	80
87 Linfield •	110
77 Western Montana	84
77 Western Montana	98
87 Oregon Tech •	114
80 Southern Oregon •	92
80 Lewis-Clark St.	72
82 Warner Pacific	77
91 Eastern Oregon •	83
66 Lewis-Clark St. •	76
76 Northwest Nazarene •	95
93 Western Baptist •	61
63 Warner Pacific •	70
88 Great Falls	80
72 Northwest Nazarene	61
NAIA District 2 Playoffs	
60 Willamette •	69
H:8-4 • A:5-8	
SEASON: 13-12	

#### 1972-73

74 Linfield •	73
79 Lewis and Clark •	73
74 Willamette •	77
84 Pacific	94
86 Pacific •	91
55 Willamette	54
45 Willamette •	68

GFC	Opponent
82 Eastern Oregon	71
68 Linfield	76
66 Linfield •	77
64 Whitman	80
80 Whitman	60
77 Pasadena •	85
63 Southern California •	64
81 Macalester •	90
60 Victoria •	62
65 Victoria •	54
51 Western Baptist	43
63 Oregon Tech	61
65 Southern Oregon	68
74 Eastern Oregon •	96
72 Lewis-Clark St.	52
78 Western Baptist •	63
84 Northwest Nazarene	72
67 Warner Pacific •	58
62 Lewis-Clark St. •	57
60 Northwest Nazarene •	72
74 Warner Pacific	63
NAIA District 2 Playoffs	
95 Linfield •	88
68 Pacific •	67
NAIA Nationals	
62 Defiance, Ohio •	82
H:8-4 • A:8-11	
SEASON: 16-15	

#### 1973-74

49 Willamette •	43
63 Lewis and Clark •	80
55 Pacific •	57
88 Columbia Christian •	58
81 Willamette	59
63 Willamette •	64
88 Linfield •	86
67 Pacific •	69
71 Eastern Oregon	64
72 Southern Oregon	53
91 Linfield	94
81 Pacific	57
65 Puget Sound •	81
109 Columbia Christian	45
67 Warner Pacific •	72
66 Southern Oregon •	69
78 Oregon Tech •	90
88 Lewis-Clark St. •	81
73 Northwest Nazarene •	63
95 Eastern Oregon •	94
72 Alaska—Fairbanks	69
91 Western Baptist •	67
70 Lewis-Clark St. •	67
63 Whitworth •	62
107 Warner Pacific	71
66 Whitworth	68
90 Northwest Nazarene	74
84 Western Baptist	71
NAIA District 2 Playoffs	
92 Pacific •	72
54 Oregon Tech •	55
H:9-2 • A:10-9	
SEASON: 19-11	

#### 1974-75

95 Linfield •	65
71 Oregon College •	74
70 Lewis and Clark •	75
92 Linfield •	79
106 Eastern Oregon	76
95 Willamette	68
63 Whitworth	62
91 Linfield	63
89 Pacific	70
93 Western Baptist	57
64 Pacific •	69

GFC	Opponent
48	Oregon Tech . . . . . 67
74	Puget Sound • . . . . . 86
90	Southern Oregon . . . . . 70
82	Willamette • . . . . . 92
86	Lewis-Clark St. . . . . 74
84	Warner Pacific . . . . . 77
75	Alaska—Fairbanks • . . 83
78	Alaska—Fairbanks • . . 82
87	Eastern Oregon • . . . . 75
72	Northwest Nazarene • . 75
72	Redlands . . . . . 62
73	Lewis-Clark St. • . . . . 84
59	Whitworth • . . . . . 64
96	Northwest Nazarene . . . 70
72	Oregon Tech • . . . . . 74
90	Southern Oregon • . . . 84
98	Warner Pacific • . . . . 76
86	Western Baptist • . . . . 55
NAIA District 2 Playoffs	
56	Oregon Tech • . . . . . 72
H:11-1 • A:6-12	
SEASON: 17-13	

#### 1975-76

62	Pacific • . . . . . 68
82	Southern Oregon • . . . 69
87	Warner Pacific • . . . . 80
89	Eastern Oregon • . . . . 59
72	Western Washington • . 60
94	Pacific • . . . . . 74
78	Eastern Oregon . . . . . 65
71	Pacific • . . . . . 84
91	Western Baptist . . . . . 79
123	Linfield • . . . . . 116
87	Linfield . . . . . 89
102	Pacific . . . . . 85
72	Whitman . . . . . 67
76	Alaska—Anchorage . . . 67
75	Western Baptist • . . . . 59
87	Lewis-Clark St. • . . . . 101
95	Simon Fraser . . . . . 77
81	College of Idaho . . . . . 68
61	Warner Pacific . . . . . 59
92	Alaska—Fairbanks . . . 74
82	Simon Fraser • . . . . 89
97	Lewis-Clark St. . . . . 69
86	Northwest Nazarene . . . 71
65	College of Idaho • . . . . 63
62	Northwest Nazarene • . 64
82	Warner Pacific • . . . . 86
88	Whitman • . . . . . 100
H:11-1 • A:8-7	
SEASON: 19-8	

#### 1976-77

75	Lewis and Clark • . . . . 86
86	Oregon College • . . . . 80
101	Linfield • . . . . . 90
91	Linfield . . . . . 84
88	Eastern Oregon . . . . . 71
88	Pacific . . . . . 77
106	Pacific • . . . . . 94
90	Western Baptist . . . . . 73
93	Linfield • . . . . . 80
89	Willamette • . . . . . 75
100	Whitman • . . . . . 95
78	Eastern Oregon • . . . . 62
72	St. Martins . . . . . 81
91	Northwest Nazarene • . 87
80	College of Idaho • . . . . 78
87	Willamette • . . . . . 90
73	Alaska—Anchorage • . 75
87	Alaska—Anchorage • . 85
81	Warner Pacific . . . . . 59
91	Western Baptist • . . . . 70
95	Lewis-Clark St. . . . . 79
92	Willamette • . . . . . 94

GFC	Opponent
76	Warner Pacific • . . . . 62
77	Lewis-Clark St. • . . . . 101
97	Whitman . . . . . 92
68	Puget Sound • . . . . . 89
99	Northwest Nazarene . . . 85
65	St. Martins • . . . . . 76
NAIA District 2 Playoffs	
79	Hawaii—Hilo • . . . . . 85
H:8-1 • A:12-8	
SEASON: 20-9	

#### 1977-78

103	Pacific . . . . . 88
95	Linfield . . . . . 93
81	Hawaii-Hilo . . . . . 87
79	Pacific • . . . . . 85
87	Linfield • . . . . . 99
82	Willamette • . . . . . 72
104	Eastern Oregon . . . . . 74
88	Eastern Oregon • . . . . 92
74	Seattle Pacific • . . . . 79
83	Western Baptist • . . . . 80
100	Linfield . . . . . 107
75	St. Martins . . . . . 82
74	Oregon College • . . . . 77
87	Western Baptist . . . . . 82
81	Portland State • . . . . 124
80	Seattle Pacific • . . . . 75
106	Pacific . . . . . 98
87	Warner Pacific • . . . . 69
67	Puget Sound • . . . . . 91
72	Alaska—Fairbanks . . . 66
83	Western Baptist • . . . . 75
69	Warner Pacific . . . . . 64
84	Willamette . . . . . 78
67	Northwest Nazarene • . 70
86	College of Idaho • . . . . 82
86	Oregon College . . . . . 74
76	St. Martins • . . . . . 91
87	Northwest Nazarene . . . 85
NAIA District 2 Playoffs	
65	Oregon Tech • . . . . . 79
H:9-4 • A:6-10	
SEASON: 15-14	

\*Forfeited due to ineligible player

#### 1978-79

82	Southern Oregon • . . . . 98
68	Warner Pacific • . . . . 73
83	Pacific • . . . . . 85
84	Linfield • . . . . . 107
90	Linfield . . . . . 78
61	Willamette • . . . . . 60
74	College of Idaho . . . . . 59
59	Central Washington . . . 65
64	Lewis & Clark • . . . . 82
76	Hawaii Pacific • . . . . 96
74	Hawaii Pacific • . . . . 54
55	BYU—Hawaii • . . . . 65
51	BYU—Hawaii • . . . . 76
59	Eastern Oregon • . . . . 69
51	Northwest Nazarene • . 82
73	Pacific . . . . . 72
74	Warner Pacific . . . . . 73
69	Willamette . . . . . 73
60	Western Baptist . . . . . 97
98	Eastern Oregon . . . . . 88
80	Lewis & Clark . . . . . 87
104	BYU—Hawaii . . . . . 109
98	Western Baptist • . . . . 100
87	Pacific • . . . . . 80
61	Seattle Pacific • . . . . 77
88	Northwest Nazarene . . . 86
70	Warner Pacific • . . . . 86



GFC	Opponent
94 Hawaii Pacific	91
74 Seattle Pacific	82
H:7-6 • A:2-14	
SEASON: 9-20	

#### 1979-80

61 Western Baptist •	76
94 Southern Oregon •	80
74 Oregon College of Ed. •	76
94 Whitman College	83
72 Willamette U	71
65 Seattle Pacific	73
88 Linfield	91
84 Linfield •	97
61 Lewis and Clark	65
94 Concordia	84
99 Warner Pacific	91
92 Whitman •	89
68 Central Washington •	77

GFC	Opponent
73 Willamette U •	66
90 College of Idaho	83
73 Oregon College of Ed ..	74
81 Western Baptist •	73
92 Pacific U •	76
83 Eastern Oregon	67
104 Warner Pacific	88
55 Western Baptist	38
74 Seattle Pacific •	96
70 Lewis and Clark •	68
75 Northwest Nazarene •	105
63 College of Idaho •	68
82 Eastern Oregon •	73
84 Northwest Nazarene ...	77
108 Pacific U	80
91 Warner Pacific •	86
NAIA District 2 playoffs	
67 Oregon Institute of Tech	69
H:10-4 • A:8-8	
SEASON: 18-12	

### GFC NAIA CENTURY GAMES

	GFC	Opponent
Eastern Oregon College, 1966-67	100	112
Alaska Methodist University, 1967-68	106	75
Oregon Institute of Technology, 1970-71	102	68
Warner Pacific College, 1973-74	107	71
Columbia Christian College, 1973-74	109	45
Eastern Oregon State College, 1974-75	106	76
Linfield College, 1975-76	123	116
Pacific University, 1975-76	102	85
Linfield College, 1976-77	101	90
Pacific University, 1976-77	106	94
Whitman College, 1976-77	100	95
Pacific University, 1977-78	103	88
Eastern Oregon, 1977-78	104	74
Linfield College, 1977-78	100	107
Pacific University, 1977-78	106	98
Brigham Young U.—Hawaii, 1978-79	104	85
Warner Pacific, 1979-80	104	88
Pacific University, 1979-80	108	80

### COACHES' RECORDS

Season	Coach	Win/Loss	Percentage
1965-66	Terry Haskell	7-21	.250
1966-67	Terry Haskell	7-18	.240
1967-68	Terry Haskell	6-20	.231
1968-69	Dave Berg	4-21	.160
1969-70	Dave Berg	3-23	.115
1970-71	Lorin Miller	15-13	.533
1971-72	Lorin Miller	13-12	.520
1972-73	Lorin Miller	16-15	.516
1973-74	Lorin Miller	19-11	.633
1974-75	Lorin Miller	17-13	.567
1975-76	Lorin Miller	19-8	.704
1976-77	Sam Willard	20-9	.690
1977-78	Sam Willard	15-14	.517
1978-79	Sam Willard	9-20	.310
1979-80	Sam Willard	18-12	.666
		188-230	.450

Coach	Seasons	Years	Win/Loss	Percentage
Terry Haskell	3	1965-68	20-59	.253
Dave Berg	2	1968-70	7-47	.129
Lorin Miller	6	1970-76	99-72	.579
Sam Willard	4	1976-80	62-55	.530

## BRUIN OPPONENTS



### COLLEGE OF IDAHO

**Dec. 18 in Newberg  
(Memorial Classic)**

**Feb. 14 in Caldwell**

Location: Caldwell,  
Idaho  
Established: 1891  
Enrollment: 500  
Conference:  
NAIA Independent



### CONCORDIA COLLEGE

**Jan. 23 in Portland  
Feb. 3 in Newberg  
Participant:  
Memorial Classic**

Location:  
Portland, Ore.  
Established: 1950  
Enrollment: 330  
Conference:  
NAIA Independent  
Colors:  
Navy Blue  
and White



### EASTERN OREGON STATE

**Feb. 6 in Newberg  
Feb. 16 in  
La Grande  
Participant: NAIA  
Tip-off, GFC**

Location: La Grande,  
Ore.  
Established: 1929  
Enrollment: 1,500  
Conference: Evergreen  
Colors: Royal blue  
and gold

Colors:  
Purple and Gold  
Nickname: Coyotes  
Head Coach: Dick Carrow  
Coach's record in 15 years:  
189-184  
1979-80 record: 16-12  
Gymnasium: O'Conner Fieldhouse  
(4,000)  
Sports Information Director:  
Matt Kobe  
SID Office: (208) 459-5512  
SID Home: (208) 459-2434  
Series Record: GFC 6, C of I 1  
Last year: GFC won 90-83,  
lost 68-63  
Lettermen lost: 5  
Lettermen back: 7  
Outlook: "A good recruiting year,  
our goal is to make the  
playoffs . . . ."

Nickname: Cavaliers  
Head Coach: Warren Friedrichs  
Coach's record in four years:  
72-49  
1979-80 record: 19-14  
Gymnasium: Gym (1,500)  
Sports Information Director:  
Todd Rohrer  
SID Office: (503) 288-9371  
Ext. 261  
SID Home: (503) 280-3578  
Series Record: GFC 1, Con. 0  
Last year: GFC won 94-84  
Lettermen lost: 4  
Lettermen back: 4  
Outlook: "Need to improve  
defense to make playoffs, and  
to find able replacements for  
two starting guards from last  
year."

Nickname: Mountaineers  
Head Coach: Lee Insko  
Coach's record in three years:  
28-24  
1979-80 record: 14-13  
Gymnasium: Quinn Coliseum  
(2,500)  
Sports Information Director:  
Bill Marshall  
SID Office: (503) 963-2171,  
ext 275  
SID Home: (503) 963-0838  
Series Record: GFC 17,  
EOSC 24  
Last year: GFC won 83-67, 82-73  
Lettermen lost:  
Lettermen back:  
Outlook: "Success depends on  
how rapidly the many new-  
comers adjust to the program;  
will be very competitive and  
continue to improve . . . ."

## **LEWIS & CLARK COLLEGE**

**Jan. 3 in  
Portland  
Jan. 30 in Newberg**

Location: Portland,  
Ore.

Established: 1867

Enrollment: 1,850

Conference:

Northwest

Colors:

Black and orange

Nickname: Pioneers



## **LINFIELD COLLEGE**

**Dec. 16 in  
McMinnville  
Jan. 6 in  
Newberg**

Location:  
McMinnville, Ore.

Established: 1849

Enrollment: 1,100

Conference:

Northwest

Colors: Cardinal  
and purple

Nickname: Wildcats



## **NORTHWEST NAZARENE**

**Feb. 7 in Newberg  
Feb. 13 in  
Nampa**

Location: Nampa,  
Idaho

Established: 1913

Enrollment: 1,350

Conference: NAIA

Independent

Colors:

Orange and Black

Nickname: Crusaders

Head Coach: Dean Sempert  
Coach's record in 17 years:  
262-190

1979-80 record: 13-13

Gymnasium: Pamplin Sports  
Center (2,300)

Sports Information Director:  
Chuck Charnquist

SID Office: (503) 244-6161,  
ext. 552

SID Home: (503) 644-9685

Series Record: GFC 3, L & C 10

Last year: GFC lost 65-61,  
won 70-68

Lettermen lost: 6

Lettermen back: 5

Outlook: Unavailable

Head Coach: Ted Wilson  
Coach's record in 19 years:  
314-177

1979-80 record: 12-13

Gymnasium: Riley Gymnasium  
(1,700)

Sports Information Director:  
Steve Davis

SID Office: (503) 472-4121,  
ext. 257

SID Home: (503) 472-3417

Series Record: GFC 13,  
Linfield 10

Last year: GFC lost 91-88, 97-84

Lettermen lost: 4

Lettermen back: 8

Outlook: "A continued fast break,  
very team-oriented; we're  
blending together better from  
the start . . . ."

Head Coach: Terry Layton  
Coach's record in five years:  
97-54

1979-80 record: 21-9

Gymnasium: Montgomery  
Field House (4,000)

Sports Information Director:  
Del Gray

SID Office: (208) 467-8394

SID Home: (208) 467-8650

Series Record: GFC 11,  
NNC 14

Last year: GFC lost 105-75,  
won 84-77

Lettermen lost: 9

Lettermen back: 3

Outlook: "Will be an interesting  
year, a rebuilding year, a whole  
new style of play and a smaller  
team . . . ."



## OREGON COLLEGE OF EDUCATION

**Jan. 2 in  
Monmouth  
Jan. 10 in Newberg**

Location: Monmouth,  
Ore.  
Established: 1882  
Enrollment: 3,500  
Conference:  
Evergreen

Colors:  
Crimson & Gray  
Nickname: Wolves

Head Coach: Jim Boutin  
Coach's record in first year: 25-6  
1979-80 record: 25-6  
Gymnasium: P.E. Building  
(3,600)  
Sports Information Director:  
Mike Booth  
SID Office: (503) 838-1220  
SID Home: (503) 588-2571  
Series Record: GFC 3, OCE 28  
Last year: GFC lost 76-74, 74-73  
Lettermen lost: 5  
Lettermen back: 7  
Outlook: "Improved over last  
year, overall depth is  
better . . . ."



**PACIFIC  
UNIVERSITY  
Dec. 4 in  
Newberg (Tip-off)  
Dec. 12 in Forest  
Grove  
Jan. 17 in Newberg**

Location:  
Forest Grove  
Established: 1849  
Enrollment: 1,100  
Conference:  
Northwest  
Colors:  
Red, black  
and white

Nickname: Boxers

Head Coach: Bob Allord  
Coach's record in eight years:  
70-109  
1979-80 record: 6-20  
Gymnasium: Athletic Center  
(2,000)  
Sports Information Director:  
Russ Blunk  
SID Office: (503) 357-6151,  
ext. 376  
SID Home: (503) 357-4604  
Series Record: GFC 13,  
Pacific 19  
Last year: GFC won 92-76,  
108-80  
Lettermen lost: 5  
Lettermen back: 6  
Outlook: "Improved over last  
year, a good crop of  
transfers . . . ."



## POINT LOMA

**Participant—  
Memorial classic  
Dec. 18-19**

Location: San Diego,  
Calif.  
Established: 1905  
Enrollment: 1,800  
Conference:  
NAIA Independent  
Colors:  
Green & Gold  
Nickname: Crusaders

Head Coach: Ben Foster  
Coach's record in eight  
years: 116-77  
1979-80 Record: 23-14  
Gymnasium: Golden Gym (3,500)  
Sports Information Director:  
Bill Olin  
SID Office: (714) 222-6474,  
Ext. 244  
Series Record: GFC 0, Point  
Loma (then Pasadena), 1  
Last year: did not play.  
Lettermen lost: 5  
Lettermen back: 2  
Outlook: "Coming off a very good  
season last year; most players  
back and a good recruiting  
year . . . ."



## SEATTLE PACIFIC UNIVERSITY

**Dec. 13 in  
Newberg**

Location: Seattle,  
Wash.  
Established: 1891  
Enrollment: 2,700  
Conference:  
NCAA Independent  
Colors:  
Maroon and White  
Nickname: Falcons

Head Coach: Jim Poteet  
Coach's first year  
1979-80 record: 18-9  
Gymnasium: Brougham  
Pavilion (2,000)  
Sports Information Director:  
Tim Haag  
SID Office: (206) 281-2085  
SID Home: (206) 881-2361  
Series Record: GFC 1,  
SPU 5  
Last year: GFC lost 73-65,  
96-74  
Lettermen lost: 4  
Lettermen back: 9  
Outlook: "A new coach, a new  
system. More disciplined and  
patterned this year, more  
height . . . ."



## WARNER PACIFIC COLLEGE

**Jan. 16 in Portland  
Feb. 21 in Newberg  
Participant: GFC  
NAIA Tip-off**

Location: Portland,  
Ore.  
Established: 1937  
Enrollment: 425  
Conference:  
NAIA Independent  
Colors:  
Columbia blue, red  
and white  
Nickname: Knights

Head Coach: Gary Bays  
Coach's record in three years:  
41-65  
1979-80 record: 17-10  
Gymnasium: Perry Gym (1,000)  
Sports Information Director:  
Coleen Bulzer  
SID Office: (503) 775-4366  
SID Home: (503) 771-1292  
Series Record: GFC 22  
Warner 6  
Last year: GFC won 99-91,  
104-88, 91-86  
Lettermen lost: 3  
Lettermen back: 6  
Outlook: "The team has the  
necessary talent to win . . . ."



## WESTERN BAPTIST COLLEGE

**Jan. 13 in Salem  
Feb. 20 in Newberg**

Location: Salem,  
Ore.  
Established: 1935  
Enrollment: 415  
Conference:  
NAIA Independent  
Colors:  
Blue and gold  
Nickname: Warriors

Head Coach: Tim Hills  
Coach's record in eight years:  
125-136  
1979-80 record: 17-14  
Gymnasium: C. E. Jeffers  
Sports Center (1,200)  
Sports Information Director:  
Dale Fetzer  
SID Office: (503) 581-8600  
Series Record: GFC 18,  
Western 4  
Last year: GFC lost 76-61,  
won 81-73, 55-38  
Lettermen lost: 7  
Lettermen back: 2  
Outlook: "One of the smallest  
teams in the district, a fast break  
style of ball . . . ."



## **WILLAMETTE UNIVERSITY**

**Jan. 9 in Newberg  
Jan. 24 in Salem**

Location: Salem,  
Ore.

Established: 1842

Enrollment: 1,250

Conference:

Northwest

Colors: Cardinal red,  
old gold

Nickname: Bearcats

Head Coach: Rich Glas  
Coach's record first year 12-13  
1979-80 record: 12-13

Gymnasium: Cone Fieldhouse,  
Sparks Center (2,800)

Sports Information Director:  
Steve Lathrop

SID Office: (503) 370-6231

Series Record: GFC 10

Willamette 12

Last year: GFC won 72-71,  
73-66

Lettermen lost: 6

Lettermen back: 5

Outlook: "Cautiously optimistic, a  
lot of new people who need to  
adapt and learn style of  
play . . . ."

---

## **NEWBERG HIGH**

Coach: Jim Boutin

Enrollment: 1,017

Mascot: Tigers

Colors: Blue and Gold

Conference: Willamette

Last year's record 1-12

Outlook: "Four returning letter-  
men; a fast-break, pressure  
offense; still looking for a good  
fifth man . . . ."

## **MADISON HIGH**

Coach: Scott Carpenter

Enrollment: 1,500

Mascot: Senators

Colors: Blue and Red

Conference: Portland

Interscholastic League

Last year's record: 12-10

Outlook: "Lost five starters, so  
struggling with inexperience;  
hope to be very competitive;  
deep at guard . . . ."

## **SUNSET HIGH**

Coach: Ken Harris

Enrollment: 1,700

Mascot: Apollos

Colors: Purple and White

Conference: Metro League

Last year's record: 4-18

Outlook: "We're pretty inex-  
perienced, mostly last year's  
jayvees; we hope to be  
improved . . . ."

## **CANBY HIGH**

Coach: Earl Goldman

Enrollment: 1,350

Mascot: Cougars

Colors: Blue and Gold

Conference: Timber Valley  
League

Last Year's Record: 12-11

Outlook: "We're very optimistic; it  
looks very good; we have all of  
our starters back . . . ."



## **WILLCUTS-TWENGE MEMORIAL CLASSIC**

The third annual George Fox College Christmas season Classic debuts this year with a new name: the "Ron Willcuts-Dale Twenge Memorial Basketball Classic." The renaming honors two Newberg men, both college leaders, who died in an airplane crash in Eastern Oregon in June of this year.

Both men were George Fox alumni, active in the college basketball program as players and later as supporters.

The December tournament annually involves four area high school and four college teams in separate brackets.

Families of both men, at the time of their death, requested establishment of athletic funds in their names at the college to receive memorial gifts. More than \$4,000 had been received by fall. It will be used to establish a permanent endowment to partially support the annual tourney.

Willcuts, 41 at his death, was a member of the George Fox Board of Trustees. Twenge, 36 at his death, was a member of the college's Alumni Board and chairman of the Alumni Fund. They died with two others in the crash of a small plane June 26 in a severe thunderstorm near Baker, Ore.

Willcuts and Twenge were brothers-in-law. Willcuts, a 1961 graduate, was a guard during his three years with the GFC basketball program. In his freshman year he scored 442 points, among the top 10 small college scorers in the area. As a sophomore he scored 473 points (16.3 a game), and was the top Bruin scorer. As a senior (he did not play his junior year), he also was the leading scorer, at 22 points a contest.

Willcuts was a contractor and developer. His firm in 1968 built George Fox's Hobson Residence Hall and the addition to the Student Union Building. At the time of his death he was involved in the development of 35 residential subdivisions and a variety of apartment complexes and shopping centers in Medford and Newberg and in Boise, Idaho. Several were related financially to the George Fox College Foundation, of which he was vice-chairman. He was an avid Bruin basketball booster, supporting both financially, in person at games, and urging GFC to become a national basketball competitor.

Twenge, a member of the Class of 1966, was another three-year GFC basketball player, leading the squad in scoring in the 1964-65 season with 303 points as a junior.

He taught science and coached basketball in Lebanon and Prineville, Ore., until 1977, when he moved to Newberg to join his father-in-law at Newberg Realty, becoming a licensed broker. He was vice president-elect of the Newberg Kiwanis Club and chairman of the Newberg Free Methodist Church finance committee. One of his major projects at the time of his death was in leading the Alumni Fund drive. He frequently, along with his sons, attended GFC home games to boost the Bruins.

Competing for the 1980 championships will be four high school and four college teams. High schools include: Newberg, Canby, Madison, and Sunset; Colleges: George Fox, College of Idaho, Concordia, and Point Loma.

Game times will be 1:30, 3:00, 7:00, and 8:30 p.m.

In the opening round:

- 1:30 p.m. Canby vs. Madison
- 3:00 p.m. Concordia vs. Point Loma
- 7:00 p.m. Newberg vs. Sunset
- 8:30 p.m. George Fox vs. College of Idaho

## COVERING THE BRUINS

Facilities for the working press covering Bruin basketball are provided at the courtside press section on the west side of Miller Gymnasium. Available for each game are team rosters, starting lineups, and pertinent pregame information, including accumulative statistics for the Bruins up to each game. Press box service for each home contest includes quick team and individual statistics at half time and complete statistics immediately following the game.

Working space and telephones for members of the press desiring them are available in the administrative area off the upper lobby. Dressing rooms for both teams are on the lower level, south side.

George Fox College appreciates the cooperation it has shared with the news media. This book has been prepared as a service for area newspapers, radio and television stations, and wire services.

All requests for information, statistics, photographs, and press passes should be directed to Barry Hubbell, Sports Information Director, George Fox College, Newberg, Oregon 97132. Office phone: (503) 538-8383, ext. 224 or 255. Home phone: (503) 538-4332. Athletic Department phone: (503) 538-8383, ext. 250.

## WILLAMETTE VALLEY NEWS MEDIA

### Newspapers

Newberg Graphic  
Newberg  
Nancy Lashbrook  
538-2181

News Register  
McMinnville  
Paul Daquilante  
472-5114

Oregon Journal  
Portland  
John Nolan  
221-8550

Oregon Statesman  
Salem  
Rusty Hampton  
399-6700

Oregonian  
Portland  
Norm Maves  
221-8161

The Crescent  
George Fox College  
Gary Kiefer  
538-8383

### Wire Services

Associated Press  
Bob Baum  
228-2169  
United Press Int'l  
Clyde Jabin  
226-2644

### Television

KATU-TV  
Portland  
Steve Arena  
231-4268

KGW-TV  
Portland  
Doug La Mear  
226-5146

KOIN-TV  
Portland  
Rick Metsger  
243-6614

KPTV  
Portland  
Jimmy Jones  
222-9921

### Radio

KCYX  
Steve Kenyon  
McMinnville  
472-2151

KSLM  
Salem  
585-4636

KGFC  
Shaun McNay  
Jerry Brown  
George Fox College  
538-8383



# 1980-81 GEORGE FOX COLLEGE BRUIN BASKETBALL

Dec. 4-6	NAIA District 2 Tip-Off Tourney (vs. Pacific)	Newberg
12	Pacific University	Forest Grove
13	Seattle Pacific University	Newberg
16	Linfield College	McMinnville
18-19	Willcuts-Twenge Classic	Newberg

## COLLEGES: Concordia, College of Idaho, and Point Loma

### HIGH SCHOOLS: Newberg, Canby, Madison, and Sunset

Jan.	2	Oregon College of Education	Monmouth
	3	Lewis & Clark College	Portland
	6	Linfield College	Newberg
	9	Willamette University	Newberg
	10	Oregon College of Education	Newberg
	13	Western Baptist College	Salem
	16	Warner Pacific College	Portland
	17	Pacific University	Newberg
	23	Concordia College	Portland
	24	Willamette University	Salem
	30	Lewis & Clark	Newberg
Feb.	3	Concordia College	Newberg
	6	Eastern Oregon State College	Newberg
	7	Northwest Nazarene College	Newberg
	13	Northwest Nazarene College	Nampa
	14	College of Idaho	Caldwell
	16	Eastern Oregon State College	La Grande
	20	Western Baptist College	Newberg
	21	Warner Pacific College (Homecoming)	Newberg
	27-28	NAIA District 2 Play-Off	TBA

## ON THE COVER

Hille van der Kooy is a potential NAIA All-American. At 6-11 the tallest player ever at George Fox, he led the Bruins last year in scoring (20.9) and rebounding (11.6). He was the only non-senior selected to the NAIA District 2 All-Star team a year ago, and he's back even stronger. A pro ball candidate, van der Kooy is an intimidating force for opponents and a mainstay for the Bruins. Details inside, page 15.