

1982

1982 Media Guide

George Fox University Archives

Follow this and additional works at: https://digitalcommons.georgefox.edu/athletics_menbasketball

Recommended Citation

George Fox University Archives, "1982 Media Guide" (1982). *Men's Basketball*. 134.
https://digitalcommons.georgefox.edu/athletics_menbasketball/134

This Media Guide is brought to you for free and open access by the George Fox University Athletics at Digital Commons @ George Fox University. It has been accepted for inclusion in Men's Basketball by an authorized administrator of Digital Commons @ George Fox University. For more information, please contact arolfe@georgefox.edu.



George Fox College BRUINS

Basketball Media Guide 1982-83

FINGERTIP FACTS

College Location	Newberg, Oregon 97132 (11,000 pop.)
Founded	1891
Denomination Affiliation	Friends (Quaker)
Enrollment	685
College President (Interim)	William Green
Athletic Director	Rich Allen
Basketball Coach	Mark Vernon
Sports Information Director	Barry Hubbell
Athletic Affiliations	Independent—NAIA, NCCAA
Home Court	Miller Gymnasium, Wheeler Sports Center
Seating Capacity	2,500
Colors	Old Gold, Navy Blue
Nickname	Bruins


HOW TO REACH US . . .

(College Switchboard 503/538-8383)

Basketball Coach Mark Vernon	ext. 254
	Home 538-1755
Baseball Coach Wade Witherspoon	ext. 255
	Home 538-5231
Track/Cross Country Coach Rich Allen	ext. 252
	Home 538-9875
Women's Basketball/Softball Coach Craig Taylor	ext. 250
	Home 538-8020
Women's Volleyball/ Assistant Men's Basketball Coach Steve Grant	ext. 253
	Home 363-7758
Women's Athletic Coordinator Marge Weesner	ext. 251
	Home 538-4358
Sports Information Director Barry Hubbell	ext. 224/255
	Home 538-4332

INDEX

Athletics at George Fox	2
Coach Mark Vernon	10
Coaching Assistant, Steve Grant	11
Coaches Records	30
Highlights of 1981-82	6
History of GFC Basketball	8
Hostesses/Hosts	18
Individual Honors	28
Media Services	Inside Back Cover
Miller Gym Records	24
NAIA	4
NAIA District 2	5
Nickname Bruin	2
Opponent Information	35-40
Outlook for 1982-83	9
Player Biographical	12-16
Rally Squad	18
Records	22-24
Roster of Players	20-21
Season Scores	31-34
Schedule 1982-83	Back Cover
Staff	17
Statistics, 1981-82 Accumulative	7
Top 10 Player Records	25-27
Value Point System	30
Wheeler Sports Center	3
Willcuts/Twenge Classic	19
Year-By-Year Leaders	29



ABOUT GEORGE FOX COLLEGE

George Fox College is the outgrowth of a desire by early Willamette Valley Quaker settlers who established Pacific Academy in 1885 for the Christian education of their children. The college division was organized in 1891 to provide more advanced instruction for students. In 1949, because of the many colleges in the Northwest with Pacific in their name, the College was renamed George Fox in honor of the founder of the Friends (Quaker) Church. The College is governed by a 42-member Board of Trustees elected by Northwest Yearly Meeting of Friends Church, which comprises more than 8,000 members in 57 churches in Oregon, Washington, and Idaho.

The 60-acre rural, tree-shaded campus a half-hour drive from Portland has undergone major expansion in the last five years with nine new buildings constructed at a total investment of nearly \$10 million. The new facilities include a \$2.7 million sports complex, an \$800,000 academic building, two residence halls in a \$1.25 million project, a \$1.3 million fine arts/religion center, a \$170,000 television center, a \$520,000 dining commons/student center expansion, a \$320,000 residence hall, and a \$2.6 million chapel/auditorium opened in the fall of 1982. A new \$100,000 all-weather track has been added, along with a new athletic field complex including baseball field, two softball diamonds and soccer field, completed in 1981.

College enrollment is 685, an increase of 75 percent in 10 years.

Accredited by the Northwest Association of Secondary and Higher Schools, the College offers 20 majors in six divisions: Education, Fine and Applied Arts, Language Arts, Natural Science, Religion, and Social Science. George Fox is one of 13 members of the national Christian College Consortium. The College has a student-faculty ratio of 16/1, with about 55 percent of faculty members having doctorates.

George Fox students come from 19 states and 2 foreign countries. Nearly 40 religious denominations are represented on campus.

Alumni of George Fox are primarily in service-oriented vocations of Christian ministries, education, social work, and medical fields. The College's most prominent alumnus is the late President Herbert Hoover, who attended Pacific Academy.

GFC ATHLETICS

Intercollegiate athletics is an integral part of the overall education program at George Fox. Men's varsity athletic teams represent the College in baseball, basketball, track, and cross country.

George Fox College competes as an independent on the varsity level. Its schedules are coordinated with the Northwest Conference and with other independents in the Northwest. George Fox is a member of the National Association of Intercollegiate Athletics (NAIA), District 2, and the National Christian College Athletic Association, District 8.

Women students compete in volleyball, basketball, track, and softball. The College is a member of the Women's Conference of Independent Colleges and the Northwest College Women's Sports Association.

For students not participating in the varsity program, GFC has a complete intramural program including flag football, basketball, volleyball, softball, tennis, racquetball, and bowling.

Athletic facilities include the Coleman H. Wheeler Center for Sports and Physical Education; Colcord Field, which includes a football/soccer field and new all-weather rubberized track; and tennis courts. A new athletic field complex containing baseball diamond, two softball fields, soccer field, and archery range was completed in 1981.

Wheeler Center, completed in 1977 in a \$2.7 million project, includes the James and Lila Miller Gymnasium with three basketball courts and seating for up to 2,500; multipurpose, class, and weight rooms; faculty and administrative offices; handball courts; dressing and therapy rooms.



THE BRUIN NICKNAME

George Fox College is represented by the nickname and mascot "Bruin." But it's not always been so, even though it should have been.

The nickname comes from a real bear captured in 1887 just two years after Pacific Academy (the College's predecessor) was established. The small cub was captured in the coast range foothills west of Carlton when its mother was shot. The young cub was brought to campus by a student and later lived with a faculty member. When it grew to adulthood it was kept in a pit in what is now known as Hess Creek Canyon south of the campus. It escaped one too many times and was turned into steak for the dining table and the hide preserved on a frame and displayed in an early campus museum. When it deteriorated several years later, it was taken to a campus furnace room to be destroyed, but the framework proved a problem in dismantling, so it was left sitting in a corner. Students found the old Bruin skin later and began skirmishes over ownership, a tradition that continues 96 years later. "Bruin Junior," a replica, under a set of guidelines passed down for years, is fought over periodically in class competition, with the class able to physically drag the Bruin replica off campus declared the rightful owner until next "flashed."

Even with the Bruin tradition, somewhere along the line, the "Quaker" tag to athletic teams came into popularity with sports-writers because of the College's church affiliation, and that nickname was used, along with a mascot "Foxy George," a little fox with a Quaker hat. Both gained acceptance for a period in the 1950s and 1960s until a vote of faculty, students, and administration in 1970 reinstated the Bruin nickname to its rightful place.

THIS IS WHERE THE GAME IS PLAYED



George Fox College begins its sixth year in the Coleman H. Wheeler Center for Sports and Physical Education. Completed in June 1977, the \$2.7 million, 55,000-square-foot complex is the College's largest building. It contains the James and Lila Miller Gymnasium, the Bruin home court.

The sports center was designed by noted architect Pietro Belluschi, with a wooded canyon setting chosen as the center's location. The building features wood products and a large window area overlooking the adjacent natural terrain.

Three times larger than Hester Gymnasium, which it replaced, the Wheeler Center features a 116 x 174-foot gymnasium with three basketball courts and seating for 2,500 spectators. The gymnasium ceilings are 32 feet over the hardwood maple floor. The gym provides three volleyball courts and five badminton courts.


The building is entered on two levels—ground level on the east side through the nine doors for the general public and after crossing a 200-foot bridge; and on the second floor on the west side for campus personnel. There is a two-floor lobby featuring oak parquet floors.

Contained on the upper level are athletic administration and faculty offices, staff room, and class, weight, and multipurpose rooms.

The lower level contains a concession area and ticket sales area, dressing rooms, team rooms, laundry, equipment-issuing room, and storage space. An east wing of the building houses two handball courts.

The building is named for long-time Oregon lumberman Coleman H. Wheeler, former chairman of the board of Willamette Industries. The gymnasium is named for board member James Miller and his wife, Lila. He is the former president of Cascadia Lumber Co. The building was dedicated Oct. 17, 1977.

BRUINS COMPETE IN NAIA



The National Association of Intercollegiate Athletics (NAIA) is a completely autonomous association that administers programs leading to national championships in 15 events for more than 500 fully accredited four-year colleges and universities in all 50 states and Canada.

Established in 1940 as the National Association of Intercollegiate Basketball the NAIB evolved from the institution of a "National Small College Basketball Tournament" that was inaugurated in 1937. In 1952, the NAIB expanded to include tennis, outdoor track, and golf, and that year the organization was renamed the NAIA.

Since that time the NAIA has further enlarged to encompass football (two divisions were formed in 1970), cross country, baseball, and swimming, which were added to the NAIA championship program in 1956, wrestling (1958), soccer (1959), gymnastics (1964), indoor track (1956), ice hockey (1968), and volleyball (1969). In August of 1980 the NAIA, after a two-year study, initiated championships in nine events for women in the newly organized NAIA Women's Division.

With its national headquarters and staff located in Kansas City, Missouri, the NAIA is organized into 32 districts. The District Executive Committee is the governing body in each district, with the district chairman serving as the chief officer. Within the district an eligibility chairman and publicity chairman are appointed to handle various duties.

A major factor in the success of the NAIA program is the importance placed on "grass roots" organizations, in which each district administers and organizes the programs of the schools within their own district. The districts are usually small enough in the number of schools involved that each individual institution has a major voice in the policy and decision-making process within that district. This procedure carries forward to the national level, where each of the 32 districts has an equal voice in national matters.

The NAIA clearly outlines its own responsibilities and those of its members: a sound athletic program, administered and controlled by those responsible for the administration of the college or university. The NAIA encourages a broad program of athletic pursuits in its member institutions and aims at uniformity and equity in policies and practices through its district and national championship events.

Member institutions must conduct their intercollegiate athletic programs to the standards of the regulatory Association in which they hold memberships, and the NAIA. They must pay the annual membership dues and be in support of the policies of the Association. Where institutional rules and standards are stricter than those of the regulatory group or the NAIA, those rules and standards of the institution are recognized and supported by the NAIA.

NAIA DISTRICT 2

George Fox College men's athletic teams compete in District 2 of the National Association of Intercollegiate Athletics (NAIA). Twenty teams currently make up the district, all but six within the state of Oregon. They include the four members of the Northwest Conference, four members of the Evergreen Conference, and 12 independent schools, including George Fox.

The district tip-off and play-off guidelines are established by a basketball committee, composed of the 20 coaches. The play-off system this year involves an eight-team tournament including the colleges rated highest by the "Sempert System," which awards points based on wins and losses against teams with winning and losing records.

Members of NAIA District 2 are Brigham Young—Hawaii, Chaminade University, College of Idaho, Columbia Christian, Concordia College, Eastern Oregon State, George Fox, Hawaii Pacific College, Judson Baptist, Lewis and Clark, Linfield, Northwest Nazarene, Oregon Institute of Technology, Pacific, Southern Oregon, University of Hawaii—Hilo, Warner Pacific, Western Baptist, Western Oregon State College (formerly OCE) and Willamette.

George Fox College has been in the NAIA District 2 playoffs nine of the last twelve years, missing only last season, three years ago, and in the 1975-76 season, when the Bruins did not participate, even though they had the best record in the district (19-8), because of then-existing play-off regulations that have since been altered.

The Bruin district play-off record:

1970-71—Willamette University (lost 103-69)

1971-72—Willamette University (lost 69-60)

1972-73—Linfield College (won 95-88)

Pacific University (won 68-67) (District Title)

Defiance (Ohio) College (lost 82-62) (NAIA national championships)

1973-74—Pacific University (won 92-72)

Oregon Institute of Technology (lost 55-54)

1974-75—Oregon Institute of Technology (lost 72-56)

1976-77—University of Hawaii—Hilo (lost 85-79)

1977-78—Oregon Institute of Technology (lost 79-65)

1979-80—Oregon Institute of Technology (lost 69-67)

1980-81—Northwest Nazarene (lost 61-58)

THE SEMPERT SYSTEM: GETTING TO THE PLAYOFFS

The Sempert System, named for Coach Dean Sempert of Lewis and Clark College in Portland, is a system of points that are earned by each team in the district in the following manner:

Four (4) points for a win on the road against a better-than-.500 team.

Three (3) points for a win on the road against a less-than-.500 team.

Three (3) points for a win at home against a better-than-.500 team.

Two (2) points for a win at home against a less-than-.500 team.

One (1) point for a loss at home or on the road against a better-than-.500 team.

No (0) points for a loss at home or on the road against a less-than-.500 team.

(All neutral court games are counted as away games.)

1981-82 HIGHLIGHTS

George Fox College's 1981-82 basketball squad, despite a season record of 12-21, notched more marks in the Bruin records than any other.

Paced by the six individual records of senior captain Mike Royer and the five by NAIA District 2 and Northwest All-Star Randy Dunn, the Bruins set 25 marks in all. Part of the records came on the heels of the longest season ever—33 games.

The Bruins were the most accurate shooting team ever in 17 years of Bruin NAIA competition, hitting at a record .513 from the field. The team made more field goals than ever with 1,012.

The 1981-82 Bruins also had the best rebound margin ever at 6.3 a game, averaging 39.3 a contest. The Bruins also had more points scored against them than ever—2,667.

Sam Willard's squad also produced more assists than ever with 759 and tied the assist average per game at 23.0, the same as the 1979-80 season. On the negative side, the Bruins compiled a record 656 turnovers and 718 fouls. George Fox set two single-game marks in a January 29 game at home with Columbia Christian as the Bruins hit a sizzling .714 on 40 of 56 attempts, and piled up 36 assists, the most ever in one contest.

Royer set the new standards in playmaking, collecting 14 assists in a game at Eastern Oregon. For the season he compiled a new record 178 assists on his way to an individual career record of 509 assists.

Dunn, who finished fourth in the nation in rebounding in the NAIA, set his mark in that category. The 6-5 forward grabbed 422 during the season, topping the previous season high of 370 set by All-American Paul Cozens in the 1977-78 season. Dunn set standards in the most offensive rebounds (138) and most defensive rebounds (284) in one season. His rebound average of 12.79 a game edged past the 12.75 of Cozens. Pouring points through at the rate of 17.6 a game, Dunn collected 581 points to pace the Bruins. He was the fourth highest scorer in the district and his combination rebounding/scoring punch topped all district players.

Opponents averaged 80.8. At home the Bruins were 8-11, on the road 4-10. With Northwest Conference teams the Bruins were 4-2, with other district independents 7-15 (6-10 with other Christian colleges) and 2-3 with nondistrict opponents.

For just the third time in the last 12 years, the Bruins failed to make a District 2 playoff appearance.

1981-82 STATISTICAL HIGHLIGHTS

Longest Win String—2 games

Longest Loss String—4 games

Most Points Scored—101 vs. College of Idaho (83) in Newberg

Fewest Points Scored—51 vs. Lewis and Clark (79) in Portland

Most Points Allowed—111 vs. Western Oregon State in Monmouth

Fewest Points Allowed—55 vs. Judson Baptist at Concordia in Portland (tip-off)

Most Individual Points—31 Randy Dunn vs. Western Baptist in Salem

Most Individual Rebounds—19 Randy Dunn vs. Western Baptist in Salem

Largest Margin of Victory—18 (101-83) vs. College of Idaho in Newberg

Largest Margin of Defeat—31 (111-80) vs. Western Oregon State in Monmouth

1981-82 ACCUMULATIVE STATISTICS

<i>Player</i>	<i>G</i>	<i>FG</i>	<i>FGA</i>	<i>PCT.</i>	<i>FT</i>	<i>FTA</i>	<i>PCT.</i>	<i>ORE</i>	<i>DRE</i>	<i>TRE</i>	<i>RPG</i>	<i>PF</i>	<i>BLKS</i>	<i>STL</i>	<i>AST</i>	<i>TP</i>	<i>PPG</i>
Almquist, Paul	17	8	12	.667	4	16	.250	8	19	27	1.6	5	3	1	0	20	1.2
Anderson, Kris	27	19	44	.432	14	20	.700	18	23	41	1.5	36	3	0	8	52	1.9
Barkdull, Brian	32	114	204	.559	29	39	.744	33	73	106	3.3	68	4	9	49	257	8.0
Bieker, Jeff	33	50	137	.365	46	64	.719	12	26	38	1.2	69	0	29	168	146	4.4
Dunn, Randy	33	238	447	.532	105	138	.761	138	284	422	12.8	111	21	37	116	581	17.6
Madison, Danny	10	4	10	.400	3	6	.500	1	4	5	0.5	1	0	1	1	11	1.1
Mariani, Marc	32	36	69	.522	54	67	.806	13	26	39	1.2	57	1	34	78	126	3.9
Mauerman, Dave	20	97	176	.551	45	72	.625	35	71	106	5.3	69	13	20	32	239	11.9
Meyers, Rick	27	9	30	.300	26	36	.722	9	26	35	1.3	38	0	7	18	44	1.6
Oliver, Jon	21	52	131	.397	11	21	.524	22	24	46	2.2	63	5	14	51	115	5.5
Royer, Mike	33	214	426	.502	69	99	.697	53	85	138	4.2	87	9	39	178	497	15.1
Smith, Eric	17	63	111	.568	37	47	.787	29	69	98	5.8	45	9	15	9	163	9.6
Smith, J.R.	28	108	175	.617	22	41	.537	21	59	80	2.9	65	16	11	48	238	8.5
TEAM REBOUNDS								77	40	117	3.5						
GFC	33	1012	1972	.513	465	666	.698	470	827	1297	39.3	718	84	217	759	2489	75.4
✓ OPPONENTS	33	1054	2061	.511	559	777	.719	401	688	1089	33.0	681	49	239	707	2667	80.8

A LOOK AT THE PAST

The game of basketball was invented by Dr. James Naismith in 1891, and it took just seven years for it to be brought to George Fox College (then called Pacific College).

College board member and community leader T. W. Hester and others first saw the game played at the Portland YMCA. They were captivated by the new game and secured a ball, which they brought back to the College. The first exhibition game was played shortly thereafter, in the winter of 1898, and the first site was the third floor of the old Commercial Hotel on North Main Street because the College had no adequate space for the new sport.

The first gymnasium on the campus was the upper part of one wing of an old academy building (Hoover Hall), built in 1885 and torn down in the mid-1950s. A one-room wood gymnasium building was constructed in 1916 and served until 1946, when the College opened Hester Gymnasium, a concrete block structure built partly by student/faculty labor at a cost of \$40,000. The building, with a single hemlock playing floor and seating for 1,100, served through the 1976-77 season with opening of Wheeler Center.

College athletic affiliation in men's basketball over those years has gone from independent status to membership in the old Willamette Christian College Conference, the Metropolitan Conference, the Oregon Collegiate Conference, and back again to the present status as a major small college independent member of NAIA District 2 (joined in 1965). In 1973 George Fox was the district champion and has been in the district playoffs 9 of the last 12 years.

"Our greatest basketball year," according to a College publication, "The First Fifty Years" (published in 1941), "was reached in 1917 when Pacific College won the [Willamette Valley] league championship and defeated Oregon State College 34-25." There have, of course, been many significant wins, seasons, and players throughout the last 83 years. Much of that history, however, has been lost because of the lack of available information and incomplete records prior to NAIA membership in 1965. Highlights and records since that time appear on the following pages. Pre-NAIA statistics available show these marks: Bill Hopper with a 42-point game and 17 field goals, March 2, 1956, against the Greenleaf, Idaho, Town Team, and Cub Grimm in 1952-53 season with a 21.0 game average, and 26 free throws in a contest with the Oregon Medical School in 1953.



HOW IT LOOKS FOR 1982-83

Look for a change for the 1982-83 basketball Bruins.

New faces, a new coach, and a new attitude are the key ingredients being combined to produce this year's Bruins.

It all starts with a new coach, Mark Vernon, who is dealing with an essentially new team—just five returners on a 14-man roster.

Vernon also faces the challenge of building from a 12-21 season last year. He has some definite ideas. Look for the emphasis to be on defense.

"Defense will be my number one concern," he says. "Seventy percent of our time in practice will be devoted to defense." And in early going it was.

Vernon will combine that defense strategy with a fast break at every opportunity and a running game.

The new coach has some definite ideas for a turnaround, saying he's hoping to better the .500 mark. Here are his words: "The price of being a Bruin has gone up; it will be a lot tougher."

"It takes work to be the best in the district, and we're going to work at it," he says. "We are rebuilding a tradition; it's time GFC got back to where we should be." He refers back to his own teams that were 19-8 and 20-9 when he was a Bruin player.

Vernon points out it will be important for the Bruins to stay healthy, because they are not extremely deep in personnel.

But there are some outstanding players back, including All-District and All-Northwest Randy Dunn, a 6-5 forward who led NAIA District 2 in rebounding at 12.8 a game, fourth best in the nation. He was fourth in the district at 17.6 in scoring.

Also being counted upon heavily is Dave Mauermann, a 6-5 forward who joined the Bruins in midseason last year and averaged 12.8 points a game. And the return of 6-2 guard Tobi Wilson, who sat out last season with a knee injury, is expected to bolster the Bruins at guard. He averaged 15 points a game at Lassen Junior College.

Top newcomer in the fold is Al Vasey, a freshman from Sweet Home, where he averaged 13 points a game and averaged five assists a contest on his way to being a first-team Timber-Valley League all-star.

The Bruins face a 29-game schedule that has the earliest start ever—Nov. 19-20—in Seattle. And the schedule is in the Bruins' favor with 17 home games, a record.

During the season the Bruins face 14 teams, plus two possible other squads in tournament action. All but Seattle Pacific are members of NAIA District 2.

EXPERIENCE CHART

LETTERMEN RETURNING: Paul Almquist, Brian Barkdull, Randy Dunn, Dave Mauermann, Stan Russell

STARTERS RETURNING: Brian Barkdull, Randy Dunn, Dave Mauermann.

NEWCOMERS: Scott Iverson, Bob Lowe, Matt Mount, Dwight Patterson, Todd Rettmann, Iley Thompson, Al Vasey, Nathan Whitham, Tobi Wilson.

BY CLASSES: Senior—Brian Barkdull, Bob Lowe, Dave Mauermann, Stan Russell; Juniors—Paul Almquist, Randy Dunn, Iley Thompson, Tobi Wilson; Sophomores—Dwight Patterson; Freshmen—Scott Iverson, Matt Mount, Todd Rettmann, Al Vasey, Nathan Whitham.

COACH MARK VERNON

Mark S. Vernon begins his first season at the George Fox College basketball helm. But being a Bruin is not new to Vernon, who first became associated with the College in 1975 as a student and has had a variety of coaching experiences with the Bruins.



The selection of Vernon in May ended a six-week nationwide search that started with more than 70 names. In the end, the search committee found the new Bruin coach was already in the College's own backyard.

Vernon, an assistant for three years (1977-78, 79-80, and 81-82) replaces Sam Willard, who announced his resignation after six years as Bruin coach.

A 1977 George Fox graduate, Vernon, as a senior, was named the College's Outstanding Physical Education Major. The same year he was named George Fox's Outstanding Young Person in Teacher Education by Phi Delta Kappa, a national professional educators society.

In the fall of 1981 Vernon joined the GFC physical education faculty as women's volleyball coach, women's tennis coach, and basketball assistant, along with teaching assignments and supervision of the College's Wheeler Sports Center.

The new coach was assistant for the Bruins while working on a master's degree in physical education at Linfield College, with work completed last summer. Vernon teaches physical education classes in addition to his coaching duty.

Last fall Vernon led the volleyball Bruins to a 14-14 season, a turnaround from a 4-16 season the year before. Last spring he took the women's tennis to a 9-1 record. Previously, on a part-time basis, Vernon served as women's softball coach in 1980 and 1981.

As a basketball Bruin, Vernon was a guard, establishing the Bruins' all-time career high average in assists (3.9) at that time. He was named the team's Most Inspirational Player by his teammates as a senior, a year the Bruins were 20-9. During Vernon's two years in a Bruin uniform his teams were 39-17, and Vernon compiled statistics that place him number 2 in the Value Point System, preceded only by All-American Paul Cozens.

Vernon also played one year at Highline Community College, Seattle, receiving both Best Defense and Hustle awards. He also played ball at West Seattle High School, where he was named Outstanding Athlete of the Year as a senior.

While attending graduate school and helping with the Bruin program, Vernon also was a part-time teacher in the Newberg, McMinnville, and Canby school districts.

His previous coaching has included elementary grade basketball teams in Newberg, helping with the Jack Ramsay summer basketball camps. A summer as sports director for Perry's Basketball camp, instructing for the Seattle Park Department, and two years as a Midget Football coach and Little League baseball coach in Seattle.

Vernon and his wife, Denise, were married in August 1981. She is a dental assistant for Newberg dentist Lance Rosenau.

Upon his appointment Vernon said: "It is a great opportunity and a real challenge to be selected the head coach at George Fox; I am very excited and thankful to the Lord for His providing this tremendous opportunity for my wife and myself."

ASST. COACH STEVE GRANT

Steve Grant is in his first year with the Bruins, being named in July to the George Fox physical education teaching faculty and to serve as men's basketball assistant and head women's volleyball coach.


Grant, 36, replaces Mark Vernon as Vernon steps up to the head basketball position. The new assistant is a 1969 graduate of Biola, where as a guard for the Eagles he was named Most Valuable both his junior and senior years. He then was named assistant basketball coach for two years, also assisting in soccer.

At Western Baptist last year, Grant coached the women's basketball team and was head men's soccer coach, guiding the Warriors to an 8-4-3 mark. Grant previously was at Salem Academy for 10 years. For nine years, until 1980, he guided the basketball Crusaders. He coached varsity baseball for five seasons, then varsity women's volleyball for five years, leading Salem Academy to the playoffs each of those years.

Currently working on a master's degree from Western Oregon State University, Grant and his wife, Kathleen, live in Salem. They have two children, Jeff, 10, and Bryan, 7.



THE BRUINS—AS INDIVIDUALS



Almquist



Barkdull

PAUL ALMQUIST

Junior . . . 6-8 . . . 220 . . . Center

Silverton, Ore. (Silverton)

The back-up Bruin center . . . one of just five returners from a year ago . . . named Most Improved two seasons ago . . . should see more playing time this season . . . is learning to be more aggressive . . . good shot blocker . . . a Christian ministries major . . . Born June 12, 1962; son of Mr. and Mrs. Paul Almquist . . . Nickname: "Whopper"

MARK'S REMARKS: "Paul may have the best attitude on the team; he is determined to be an important part of the Bruins . . ."

Year	G	FG	%	FT	%	Rb.	Avg.	Ast.	Pts.	Avg.
80-81	10	2/4	.500	2/4	.500	14	1.4	1	6	.6
81-82	17	8/12	.667	4/16	.250	27	1.6	0	20	1.2

BRIAN BARKDULL


Senior . . . 6-4 . . . 170 . . . Forward

Dundee, Ore. (Borah High, Boise)

The Bruins' best outside shooter . . . the only four-year player for the Bruins this season . . . excellent team play . . . effective as a starter or sixth man . . . cocaptain . . . defensive play has greatly improved . . . a business major . . . Born Nov. 15, 1957; son of Doris Barkdull and John Barkdull . . . Nickname: "Barkdust."

MARK'S REMARKS: "Brian has the potential of being our leading scorer; look for him to have a great year . . ."

Year	G	FG	%	FT	%	Rb.	Avg.	Ast.	Pts.	Avg.
80-81	24	36/74	.486	4/9	.444	23	.9	3	76	3.2
81-82	32	114/204	.559	29/39	.744	106	3.3	49	257	8.0



Dunn



Iverson



Lowe

RANDY DUNN

**Junior . . . 6-5 . . . 205 . . . Forward
Milwaukie, Ore. (Rex Putnam)**

A potential NAIA All-American . . . fourth in the nation in rebounding last season, leading District 2 . . . the only sophomore chosen to last year's All-Northwest team of players in four states and British Columbia . . . A first-team NAIA District 2 selection . . . combination rebounding/scoring efforts topped all district players . . . set five school records as a sophomore, topping previous rebound standards of All-American Paul Cozens . . . a transfer from NCAA Portland State . . . a left-hander . . . quick . . . aggressive . . . hardest working Bruin on both ends of the court . . . desire to win more important than individual acclaim . . . a business major . . . Born June 25, 1961; son of Mr. and Mrs. Leroy Dunn.

MARK'S REMARKS: "Randy is a well-respected player in the district; a great attitude makes him a pleasure to coach; making the Bruins a winner is his major concern . . ."

Year	G	FG	%	FT	%	Rb.	Avg.	Ast.	Pts.	Avg.
81-82	33	238/447	.532	105/138	.761	422	12.8	116	581	17.6

SCOTT IVERSON

**Freshman . . . 6-1 . . . 160 . . . Guard
Ridgefield, Wash. (Ridgefield)**

A good perimeter shooter who will be used mainly against zones . . . received Captain's Award last season for Ridgefield . . . shared Most Valuable honors . . . named Most Inspirational . . . a Trico League all-star second team choice . . . averaged 13.9 points a game . . . improvement will come through daily practices . . . a business major . . . Born May 2, 1964; son of Mr. and Mrs. Verlyn Iverson . . . Nickname: "Scotty"

MARK'S REMARKS: "Scott is a great player to have on your bench; he is a positive influence on the team . . ."

BOB LOWE

**Senior . . . 6-0 . . . 165 . . . Guard
Redding, Calif. (Enterprise)**

A transfer to the Bruins from Carroll College, and Lassen Community College, where he averaged six points a game and as a sophomore received "Super Sub" award . . . a fine, pure-shooting guard . . . good court awareness . . . a strong foul shooter . . . a physical education major . . . Born May 10, 1960; son of Mr. and Mrs. Carr Lowe . . . name pronunciation: rhymes with "how."

MARK'S REMARKS: "Bob's experience will give us strength, whether as a starter or off the bench . . ."



Mauermann



Mount



Patterson

DAVE MAUERMANN

Senior . . . 6-5 . . . 185 . . . Forward/Center
Seaside, Ore. (Seaside)

Joined the Bruins in midseason last year, a transfer from Chemeketa Community College . . . in high school an all-State (AA) selection and team captain . . . A Bruin starter . . . last season for Bruins, his rebounding and scoring combination topped only by Dunn . . . a very mobile player . . . good shooting range . . . will battle for team rebounding honors . . . a physical education major . . . Born Oct. 19, 1960; son of Mr. and Mrs. Jack Haynes.

MARK'S REMARKS: "Dave has a great desire to have a great season, and we look forward to a great year from him . . ."

Year	G	FG	%	FT	%	Rb.	Avg.	Ast.	Pts.	Avg.
81-82	20	97/176	.551	45/72	.625	106	5.3	32	239	11.9

MATT MOUNT

Freshman . . . 6-0 . . . 170 . . . Guard
Bainbridge Island, Wash. (Bainbridge)

Both a point and off-guard player . . . an Olympic League Coaches' All-Star Team choice last year . . . averaged 16 points a game for a team that went 20-4 . . . one 33-point game . . . an intelligent player who learns quickly . . . fine outside shooter . . . hard-nosed player who works hard on defense . . . A physical education major . . . Born Sept. 11, 1963; son of Mr. and Mrs. Howard Mount.


MARK'S REMARKS: "Matt is a fine player who has a great future at George Fox . . ."

DWIGHT PATTERSON


Sophomore . . . 5-8 . . . 160 . . . Guard
Naselle, Wash. (Naselle)

A red-shirt for the Bruins last season . . . a transfer from Central Washington, where he played jayvee ball . . . a playmaking point guard . . . understands team defense . . . a player who can make things happen . . . an all-league and all-district player as a high school senior . . . a math major . . . Born June 16, 1961; son of Mr. and Mrs. Lyle Patterson.


MARK'S REMARKS: "Dwight is a player who will do anything asked of him . . ."



Rettmann



Russell



Thompson

TODD RETTMANN

Freshman . . . 6-2 . . . 165 . . . Guard

Grants Pass, Ore. (Grants Pass)

A walk-on for the Bruins . . . his ability a real surprise . . . team's best free throw shooter in high school (82%) and given Best Attitude and Hardest Worker awards . . . averaged 8.7 points a game . . . a tenacious player . . . strength is driving to hoop and defense . . . a physical education major . . . Born May 3, 1964; son of Mr. and Mrs. Chuck Rettmann.

MARK'S REMARKS: "Todd is a determined player who wants to improve and be an important part of Bruin basketball . . ."

STAN RUSSELL

Senior . . . 6-2 . . . 175 . . . Guard

Newberg, Ore. (Bend High)

A returner for the Bruins after a year off . . . a potential starter . . . played as a sophomore after transferring from Judson Baptist, where he was a starter, averaging 8.0 a game . . . made the Bruin team originally as a walk-on . . . perhaps the best defensive guard . . . will draw the opponent's best offensive shooter . . . his defense and aggressive play are infectious . . . a Christian ministries major . . . Born June 30, 1960; son of Mr. and Mrs. Ray Russell.

MARK'S REMARKS: "Stan's contributions won't always show in the stats, just in wins . . ."

Year	G	FG	%	FT	%	Rb.	Avg.	Ast.	Pts.	Avg.
80-81	16	15/32	.469	3/15	.200	12	.8	11	33	2.1

IILEY THOMPSON

Junior . . . 6-5 . . . 195 . . . Forward/Center


Vancouver, Wash. (Ridgefield High)

A transfer from Multnomah School of the Bible, where he was named two years to the Pacific Northwest Christian College conference all-star team . . . averaged 17 points a game last year, along with 10 rebounds to lead the conference . . . will be eligible Jan. 3 for the Bruins . . . an intelligent player . . . tough inside . . . good outside shot . . . a business major . . . Born Aug. 11, 1960; son of Dr. and Mrs. Iiley Thompson . . . Name pronunciation: rhymes with "Riley."

MARK'S REMARKS: "Iiley is a great addition to our program; he can play either forward or center and is a potential starter . . ."



Vasey



Whitham



Wilson

AL VASEY

Freshman . . . 6-0 . . . 175 . . . Guard

Sweet Home, Ore. (Sweet Home)

A first-team Timber Valley League All Star the last two years . . . averaged 13 points a game last season . . . just as impressive were his five assists per game . . . a possible starter . . . will get the ball to the hands of the shooter . . . an excellent defensive player . . . fine passer . . . good court awareness . . . a business major . . . Born Dec. 25, 1963; son of Mr. and Mrs. Warren Vasey . . . name pronunciation: rhymes with "K.C."

MARK'S REMARKS: *"Al is the guard we've been looking for; he has the potential of being the best point guard in George Fox history"*

NATHAN WHITHAM

Freshman . . . 6-6 . . . 210 . . . Forward

San Jose, Calif. (Valley Christian)

A strong high school background as Athlete of the Year and basketball MVP for 1981 . . . All-League for Christian School Athletic League . . . averaged 16.5 points and 12.6 rebounds a game . . . a sophomore at GFC, but with freshman eligibility . . . good shooter . . . real desire to improve . . . a business/music/Christian ministries major . . . Born April 13, 1963; son of Mr. and Mrs. Robert Whitham . . . name pronunciation: "Whit-um."

MARK'S REMARKS: *"This is a learning year for Nathan; he has talents that need to be further developed"*

TOBI WILSON

Junior . . . 6-2 . . . 195 . . . Forward/Guard


Red Bluff, Calif. (Red Bluff Union)

An aggressive player expected to set the tone for the team . . . a natural leader . . . cocaptain . . . a starter . . . an offensive threat with defense as a strength . . . sat out last season with a knee injury . . . a transfer from Lassen Junior College, where he was named best defensive player two years and was an all-conference first-team choice . . . averaged 15 points a game . . . a physical education major . . . Born Jan. 20, 1961; son of Mr. and Mrs. Robert Wilson.

MARK'S REMARKS: *"Tobi is one of the most aggressive players I've seen; winning over individual accomplishments is his main goal"*

BRUIN STAFF

FRANK KYTE is the first to hold a full-time athletic trainer position at George Fox, one of the first small colleges in Oregon with such a position. The program is one he began to develop as a student at George Fox. He is a 1975 GFC graduate in physical education who developed his interest as a student trainer for basketball.



In 1977 Kyte completed a sports medicine program, receiving a master's degree from Portland State University and becoming a Certified Athletic Trainer. In addition to being responsible for the physical condition of all GFC athletes, Kyte supervises the athletic trainers and medical program at the College, which began in 1979-80.

Kyte and his wife, Shirley, have a four-year-old daughter, Heather, and a year-old daughter, Shannon.

MIKE WIRTA is in his 12th year as George Fox basketball statistician. Called "Biggs" by his friends, Wirta is a 1974 George Fox graduate and perhaps one of the most loyal Bruin fans. A member of the College's physical plant staff, Wirta has the upkeep of the sports center as his major responsibility. A Newberg native, he devotes many volunteer hours to compiling statistics and records for the players and teams recorded in this book.



BARRY HUBBELL has directed the George Fox Sports Information program since 1970. He joined the College staff in 1968 as Director of Information and in 1972 was named Director of College Relations, overseeing all college publicity and promotion. A 1964 graduate of the College, he was a correspondent for Portland and Salem newspapers and a McMinnville radio station before assuming his George Fox positions.

In addition to his college role, he serves as publicity chairman for Northwest Yearly Meeting of Friends Church and is president of the organization's Publication Board.

He is a member of the NAIA Sports Information Directors Association and the College Sports Information Directors Association. In the last three years the organizations have awarded his publications a dozen national awards, including four first places. The 1981-82 Bruin Basketball Press Guide was named best in the nation by CoSIDA and seventh by the NAIA. The NAIA Sports Information Directors Association named the 1979-80 basketball guide the best in the nation among the more than 500 colleges. Two years ago programs were rated second in the nation by NAIA with CoSIDA naming the media guide third. In 1980 and 1981 CoSIDA awarded the Bruin track guides Best in the Nation designation.

SPORTS INFORMATION ASSISTANTS—

Men—Russell Erickson

Women—Debbie Cuerdon Zahler

BALL BOYS—Dave Allen, Ty Hollister

PEP BAND DIRECTOR—Phil Burnett

BRUIN HOSTS / HOSTESSES



The College's "official greeters" to Bruin sports fans and for other special occasions, the 1982-83 Bruin Hosts and Hostesses, were specially chosen from dozens volunteering. They provide service at home games—giving information, programs, refreshments to press members and statisticians, and smiles to all.

Back row (left to right) LaDonna House, a Newberg senior in music/communication arts; Darrel Maier, a Schuler, Alberta, Canada, senior in music education; and Lisa Reed, a Portland, Ore., junior in home economics. Front row (left to right): Cori Orkney, a Newberg senior in sociology; Gordon McGinnis, a Sublimity, Ore., junior in history; and Ronna Rogers, a Nampa, Idaho, sophomore in psychology/business.

BRUIN RALLY SQUAD



Bruin basketball cheers are led by a five-member squad chosen by a student-faculty committee. The members are (back) Carrie Mulles, a Vancouver, Wash., music/drama major; center (left to right) Shanna Holdahl, a Newberg sociology major; Tracy Gillespie, a Wenatchee, Wash., liberal arts major; Joset Williams, a Portland music/psychology major; and (front) Becky Black, a Eugene, Ore., Christian ministries major. All are sophomores.

WILLCUTS-TWENGE MEMORIAL CLASSIC



Ron Willcuts



Dale Twenge

The fifth annual George Fox College Christmas season Classic is called the "Ron Willcuts-Dale Twenge Memorial Basketball Classic," a name first given two years ago. The renaming honors two Newberg men, both college leaders, who died in an airplane crash in Eastern Oregon in June 1980.

Both men were George Fox alumni, active in the college basketball program as players and later as supporters.

The December tournament annually involves four area high school and four college teams in separate brackets.

Families of both men, at the time of their death, requested establishment of athletic funds in their names at the College to receive memorial gifts. That procedure established a permanent endowment to partially support the annual tourney.

Willcuts, 41 at his death, was a member of the George Fox Board of Trustees. Twenge, 36 at his death, was a member of the College's Alumni Board and chairman of the Alumni Fund. They died with two others in the crash of a small plane June 26 in a severe thunderstorm near Baker, Ore.


Willcuts and Twenge were brothers-in-law. Willcuts, a 1961 graduate, was a guard during his three years with the GFC basketball program. In his freshman year he scored 442 points, among the top 10 small college scorers in the area. As a sophomore he scored 473 points (16.3 a game), and was the top Bruin scorer. As a senior (he did not play his junior year), he also was the leading scorer, at 22 points a contest.

Willcuts was a contractor and developer. His firm in 1968 built George Fox's Hobson Residence Hall and the addition to the Student Union Building. At the time of his death he was involved in the development of 35 residential subdivisions and a variety of apartment complexes and shopping centers in Medford and Newberg and in Boise, Idaho. Several were related financially to the George Fox College Foundation, of which he was vice-chairman. He was an avid Bruin basketball booster, supporting both financially in person at games, urging GFC to become a national basketball competitor.

Twenge, a member of the Class of 1966, was another three-year GFC basketball player, leading the squad in scoring in the 1964-65 season with 303 points as a junior.

He taught science and coached basketball in Lebanon and Prineville, Ore., until 1977, when he moved to Newberg to join his father-in-law at Newberg Realty, becoming a licensed broker. He was vice-president-elect of the Newberg Kiwanis Club and chairman of the Newberg Free Methodist Church finance committee. One of his major projects at the time of his death was in leading the Alumni Fund drive. He frequently, along with his sons, attended GFC home games to boost the Bruins.

Competing for the 1982 championships will be four high school and four college teams. High schools include Newberg, Central Catholic, Clackamas, and Lake Oswego. Colleges: George Fox, Concordia, Pacific, and Western Oregon.



Left to right: Vasey, Mount, Lowe, Rettmann, Mauermann, Dunn, Whittham, Mike Royer, Assistant Coach Steve Grant


Name	Home	Away	Pos.	Height	Weight
ALMQUIST, Paul	52	53	C	6-8	220
BARKDULL, Brian	32	33	F	6-4	170
DUNN, Randy	42	43	F	6-5	205
IVERSON, Scott	24	25	G	6-1	160
LOWE, Bob	12	13	G	6-0	165
MAUERMANN, Dave	34	35	F/C	6-5	185
MOUNT, Matt	20	21	G	6-0	170
PATTERSON, Dwight	10	11	G	5-8	160
RETTMANN, Todd	14	15	G	6-2	165
RUSSELL, Stan	30	31	G	6-2	175
THOMPSON, Liley	40	41	F/C	6-5	195
VASEY, Al	22	23	G	6-0	175
WHITHAM, Nathan	50	51	F	6-6	210
WILSON, Tobi	54	55	F/G	6-2	195

NUMERICAL ROSTER

10/11 Dwight Patterson
12/13 Bob Lowe

14/15 Todd Rettmann
20/21 Matt Mount
22/23 Al Vasey
24/25 Scott Iverson

82-83 BASKETBALL ROSTER



Whitham, Almquist, Thompson, Barkdull, Wilson, Russell, Iverson, Patterson.
Coach Mark Vernon, Trainer Frank Kyte

Age	Year	Exp.	Hometown (High School)
20	Jr.	2V	Silverton, Ore. (Silverton)
25	Sr.	3V	Dundee, Ore. (Borah, Boise, Idaho)
21	Jr.	2V	Milwaukie, Ore. (Rex Putnam)
18	Fr.	HS	Ridgefield, Wash. (Ridgefield)
22	Sr.	2JC/1V	Redding, Calif. (Enterprise)
22	Sr.	2JC/1V	Seaside, Ore. (Seaside)
19	Fr.	HS	Bainbridge Is., Wash., (Bainbridge)
21	So.	1JV	Naselle, Wash. (Naselle)
18	Fr.	HS	Grants Pass, Ore. (Grants Pass)
22	Sr.	2V	Newberg, Ore. (Bend, Ore.)
22	Jr.	2V	Vancouver, Wash. (Ridgefield)
19	Fr.	HS	Sweet Home, Ore. (Sweet Home)
19	Fr.	HS	San Jose, Calif. (Vally Christian)
21	Jr.	2JC	Red Bluff, Calif. (Red Bluff Union)

30/31 Stan Russell
32/33 Brian Barkdull
34/35 Dave Mauermann
40/41 Iley Thompson

42/43 Randy Dunn
50/51 Nathan Whitham
52/53 Paul Almquist
54/55 Tobi Wilson

BRUIN RECORDS

(Since Joining NAIA)

INDIVIDUAL SINGLE GAME RECORDS

Most Points—42	Hille van der Kooy vs. Eastern Oregon 12/5/80
Most Field Goals—17	Rob Wunder vs. Macalester 1/6/73 Paul Cozens vs. Southern Oregon 2/19/75
Most Field Goals Att.—31	Larry Craven vs. Southern Oregon 1/26/69
Best Field Goals Pct.—1.000 (10-10)	J.R. Smith vs. Columbia Christian 1/29/82
Best Field Goals Pct. (with miss)—.933 (14-15)	Paul Cozens vs. Pacific 12/17/76
Most Free Throws Made—14	Tom Hewitt (14-15) vs. Pacific 12/18/75
	Hille van der Kooy (14-15) vs. Eastern Oregon 12/5/80
Most Free Throws Att.—18	Sammy Ibarra (12-18) vs. Pacific 12/8/72
Best Free Throw Pct.—1.000	Paul Cozens (12-12) vs. Warner Pacific 2/21/78
Best Free Throw Pct. (with miss)—.933	Tom Hewitt (14-15) vs. Pacific 12/18/75
	Hille van der Kooy (14-15) vs. Eastern Oregon 12/5/80
Most Rebounds—25	Gordy Loewen vs. Warner Pacific 2/11/71
Most Offensive Rebounds—16	Gordy Loewen vs. Warner Pacific 2/11/71
Most Defensive Rebounds—15	Paul Cozens vs. OCE 1/7/78
Most Assists—14	Mike Royer vs. Eastern Oregon 1/18/82
Most Turnovers—11	Gary Chenault vs. Portland State 1/13/78
Most Steals—7	Steve Strutz vs. Willamette 12/14/74 Steve Strutz vs. Eastern Oregon 1/29/75 Phaynes Reeda vs. NNC 1/31/75
Most Blocked shots—7	Hille van der Kooy vs. Lewis & Clark 2/5/80

INDIVIDUAL SEASON RECORDS

Most Points—692	Paul Cozens 1977-78
Best Average—23.9	Paul Cozens 1977-78
Most Field Goals Made—270	Paul Cozens 1977-78
Most Field Goals Att.—500	Rob Wunder 1973-74
Best Field Goal Pct.—.617 (109-175)	J.R. Smith 1981-82
Most Consecutive Field Goals—16	J.R. Smith 1981-82
Most Free Throws Made—152	Paul Cozens 1977-78
Most Free Throws Att.—197	Hille van der Kooy 1979-80
Best Free Throws Pct.—.922 (71-77)	Gary Chenault 1978-79
Most Consecutive Free Throws—56	Gary Chenault 1978-79
Most Rebounds—422	Randy Dunn 1981-82
Most Offensive Rebounds—138	Randy Dunn 1981-82
Most Defensive Rebounds—284	Randy Dunn 1981-82
Best Rebound Average—12.79	Randy Dunn 1981-82
Most Assists—178	Mike Royer 1981-82
Best Assist Average—6.1	Tom Hewitt 1976-77
Most Blocked Shots—62	Hille van der Kooy 1979-80
Best Block Average—2.1	Hille van der Kooy 1979-80
Most Turnovers—132	Mike Royer 1981-82
Most Steals—72	Gary Chenault 1978-79
Best Steal Average—2.40	Gary Chenault 1978-79
Most Fouls—114	Rob Wunder 1972-73
Highest Foul Average—3.55	Rob Wunder 1972-73
Most Games Played—33	3 Players tied 1981-82

INDIVIDUAL CAREER RECORDS

Most Points—2,187	Paul Cozens 1974-78
Best Average—20.53	Hille van der Kooy 1979-81
Most Field Goals Made—895	Paul Cozens 1974-78
Most Field Goals Att.—1,620	Paul Cozens 1974-78
Best Field Goal Pct.—.553	Paul Cozens 1974-78
Most Free Throws—397	Paul Cozens 1974-78
Most Free Throws Att.—470	Paul Cozens 1974-78
Best Free Throw Pct.—.870	Gary Chenault 1976-79
Most Rebounds—1,147	Paul Cozens 1974-78
Most Offensive Rebounds—326	Paul Cozens 1974-78
Most Defensive Rebounds—821	Paul Cozens 1974-78
Best Rebound Average—11.6	Hille van der Kooy 1979-81
Most Assists—509	Mike Royer 1981-82
Best Assist Average—4.46	Mike Royer 1981-82
Most Steals—161	Gary Chenault 1976-79
Best Steal Average—1.87	Gary Chenault 1976-79
Most Games Played—114	Mike Royer 1981-82
Most Personal Fouls—303	Gordy Loewen 1968-72

TEAM SINGLE GAME RECORDS

Most Points (overtime)—123	vs. Linfield (123-116) (4 OTs) 12/30/75
Most Points (regulation)—109	vs. Columbia Christian (109-45) 1/8/74
Least Points—33	vs. EOSC (33-30) 2/6/81
Least Points Against—30	vs. Eastern Oregon (33-30) 2/6/81
Most Points Against—124	vs. Portland State (124-81) 1/13/78
Biggest Winning Margin—64	vs. Columbia Christian (109-45) 1/8/74
Biggest Losing Margin—62	vs. Lewis & Clark (112-50) 1/15/70
Most Field Goals—51	vs. Linfield 12/30/75
Most Field Goals Att.—114	vs. Columbia Christian 1/8/74
Best Field Goal Pct.—.714	vs. Columbia Christian (40-56) 1/29/82
Worst Field Goal Pct.—.202	vs. Pacific (21-104) 12/10/67
Most Free Throws Made—39	vs. Lewis & Clark (39-47) 1/8/71
Most Free Throws Att.—50	vs. Northwest Nazarene (30-50) 2/14/70
Best Free Throw Pct.—1.000	vs. Warner Pacific (6-6) 2/12/77
Best Free Throw Pct. (with miss)—.923	vs. Northwest Nazarene (36-39) 2/9/76
Most Rebounds—104	vs. Columbia Christian 1/8/74
Most Assists—36	vs. Columbia Christian 1/29/82
Most Turnovers—48	vs. Whitman 12/29/73
Most Personal Fouls—39	vs. Northwest Nazarene 2/4/71
Most Steals—19	vs. Willamette 12/14/74
Most Blocked Shots—10	vs. Northwest Nazarene 2/13/81 Eastern Oregon 2/16/81

TEAM SEASON RECORDS

Most Wins	20 (20-9)	1976-77
Best Winning Pct.	.704 (19-8)	1975-76
Most Losses	23 (3-23)	1969-70
Least Losses	8 (19-8)	1975-76
Least Wins	3 (3-23)	1969-70
Lowest Winning Pct.	.115 (3-23)	1969-70
Most Points	2495	1976-77
Least Points	1816	1968-69
Most Points Against	2667	1981-82
Least Points Against	1964	1971-72
Highest Scoring Average	86.0	1976-77
Lowest Scoring Average	66.9	1965-66

Highest Scoring Average Against . . .	89.0	1969-70
Lowest Scoring Average Against . . .	66.6	1965-66
Highest Scoring Margin	8.1	1973-74
Most Field Goals Made	1012	1981-82
Most Field Goals Att.	2125	1973-74
Best Field Goal Pct.513	1981-82
Most Free Throws Made	524	1977-78
Most Free Throws Att.	723	1977-78
Best Free Throw Pct.740	1976-77
Most Rebounds	1406	1973-74
Best Rebound Average	46.80	1973-74
Best Rebound Margin	6.3	1981-82
Most Assists	690	1979-80
Best Assist Average	23.00	1979-80
Most Turnovers	592	1974-75
Most Steals	295	1978-79
Best Steal Average	10.17	1978-79
Most Personal Fouls	647	1974-75
Longest Winning String	11 (games 2 thru 12)	1976-77
Longest Loss String	18 (games 8 thru 25)	1969-70

MILLER GYM RECORDS

INDIVIDUAL

Most Points—42	Hille van der Kooy (GFC) vs. Eastern Oregon 12/5/80
Most Field Goals—20	Mark Wickman (Linfield) vs. GFC 1/2/78
Most Field Goals Att.—29	Vinne Forks (SOSC) vs. Concordia 12/21/79
Best Field Goal Pct.—1.000 (10-10)	J. R. Smith (GFC) vs. Columbia Christian 1/29/82
Most Free Throws—14	Hille van der Kooy (GFC) vs. Eastern Oregon 12/5/80
Most Free Throws Att.—15	Hille van der Kooy (GFC) vs. Eastern Oregon 12/5/80
Best Free Throw Pct.—1.000 (12-12)	Paul Cozens (GFC) vs. Warner Pacific 1/21/78
Most Rebounds—23	Hille van der Kooy (GFC) vs. Eastern Oregon 12/5/80
Most Assists—13	Jeff Bieker (GFC) vs. College of Idaho 2/19/82
Most Steals—9	Jeff Rust (Western Baptist) vs. Warner Pacific 3/5/82

TEAM

Most Points—122	Concordia (vs. SOSC) 12/21/79
Most Field Goals—50	Linfield (vs. GFC) 1/2/78
Most Field Goals Att.—93	Northwest Nazarene (vs. Warner Pacific) 12/2/77
Best Field Goal Pct.—.714 (40-56)	GFC (vs. Columbia Christian) 1/29/82
Most Free Throws—42	Concordia (vs. SOSC) 12/21/79
Most Free Throws Att.—52	Concordia (vs. Warner Pacific) 12/6/81
Best Free Throw Pct.—1.000 (13-13)	Judson Baptist (vs. Concordia) 3/5/82
Most Rebounds—63	Northwest Nazarene (vs. Warner Pacific) 12/2/77
Most Assists—36	GFC (vs. Linfield) 12/14/79
Most Steals—19	GFC (vs. Columbia Christian) 1/29/82
	OCE (vs. College of Idaho) 12/22/78

BRUIN TOP TEN

(Since Beginning NAIA Competition)

CAREER SCORING

<i>Name</i>	<i>Years Played</i>	<i>Games</i>	<i>Total</i>	<i>Avg.</i>
Paul Cozens	1974-78	113	2187	19.35
Mike Royer	1978-82	114	1367	12.00
Dave Adrian	1975-78; 1979-80	103	1307	12.69
Gordy Loewen	1968-72	100	1300	13.00
Gary Chenault	1976-79	86	1187	13.80
Hille van der Kooy	1979-81	57	1170	20.52
Sammy Ibarra	1970-73	84	1140	13.57
Phil Barnhart	1977-81	113	1112	9.84
Dave Alteneder	1965-69	104	1049	10.09
Gary Blackmar	1965-68	76	1034	13.61
<i>Player to watch:</i> Randy Dunn	1981-82	33	581	17.61

CAREER REBOUNDING

Paul Cozens	1974-78	113	1147	10.15
Dave Alteneder	1965-69	104	1013	9.74
Gordy Loewen	1968-72	100	968	9.68
Ray Willis	1972-75	91	771	8.47
Gary Blackmar	1965-68	76	740	9.74
Hille van der Kooy	1979-81	57	660	11.58
Eddie Fields	1970-73	83	503	6.06
Rob Wunder	1972-74	61	494	8.10
Tom Ackerman	1968-69; 1970-71	47	481	10.23
Mike Brewer	1979-81	58	444	7.66
<i>Player to watch:</i> Randy Dunn	1981-82	33	422	12.78

CAREER ASSISTS

Mike Royer	1978-82	114	509	4.46
Phil Barnhart	1977-81	113	428	3.79
Tom Hewitt	1973-77	111	404	3.64
Dave Adrian	1975-78; 1979-80	103	376	3.65
Eddie Fields	1970-73	83	325	3.92
Ray Willis	1972-75	91	304	3.34
Steve Strutz	1972-76	109	249	2.29
Paul Cozens	1974-78	113	249	2.20
Gary Chenault	1976-79	86	210	2.44
Mark Vernon	1975-77	53	209	3.94
<i>Player to watch:</i> Randy Dunn	1981-82	33	116	3.52

CAREER FIELD GOAL ACCURACY

(Minimum 100 attempts per year)

Paul Cozens	1974-78	895/1620	.552
Dave Mauermann*	1981-82	97/176	.551
Eric Smith	1980-82	122/224	.545
Gary Berg	1971-72	140/262	.534
Randy Dunn*	1981-82	238/447	.532
Mike Brewer	1979-81	222/420	.529
Brian Barkdull*	1980-82	156/302	.517
Jeff Loe	1979-80	203/394	.515
Hille van der Kooy	1979-81	452/879	.514
Tim Hardie	1975-77	407/792	.514

*Current team member

CAREER FREE THROW ACCURACY

(Minimum 45 attempts per year)

Gary Chenault	1976-79	195/224	.870
Dave Morgan	1970-72	84/98	.857
Paul Cozens	1974-78	397/470	.845
Jim McNelly	1965-67	82/100	.820
Dave Adrian	1975-78;		
	1979-80	243/316	.769
Tom Hewitt	1973-77	236/308	.766
Walt Kliever	1969-71	81/106	.764
Randy Dunn*	1981-82	105/138	.761
Tim Hardie	1975-77	106/142	.747
Ken Greenman	1971-73	111/149	.745

*Current team member

SEASON SCORING

Name	Year	Total
Paul Cozens	1977-78	692
Hille van der Kooy	1979-80	598
Randy Dunn	1981-82	581
Hille van der Kooy	1980-81	572
Rob Wunder	1973-74	567
Tim Hardie	1976-77	562
Paul Cozens	1975-76	530
Paul Cozens	1976-77	524
Mike Royer	1981-82	497
Dave Adrian	1977-78	496

SEASON REBOUNDING

Randy Dunn	1981-82	422
Paul Cozens	1977-78	370
Hille van der Kooy	1979-80	333
Hille van der Kooy	1980-81	327
Paul Cozens	1976-77	305
Dave Alteneder	1965-66	297
Gary Blackmar	1966-67	295
Ray Willis	1973-74	289
Dave Alteneder	1967-68	282
Paul Cozens	1975-76	280

SEASON ASSISTS

Mike Royer	1981-82	178
Tom Hewitt	1976-77	177
Phil Barnhart	1979-80	172
Jeff Bieker	1981-82	168
Mark Vernon	1976-77	155
Tom Hewitt	1975-76	138
Mike Royer	1980-81	136
Ray Willis	1974-75	128
Ray Willis	1973-74	122
Ed Fields	1970-71	120

SEASON SCORING AVERAGE

Paul Cozens	1977-78	23.9
Hille van der Kooy	1979-80	20.6
Hille van der Kooy	1980-81	20.4
Tim Hardie	1976-77	20.1
Paul Cozens	1975-76	19.6
Rob Wunder	1973-74	18.9
Paul Cozens	1976-77	18.1
Randy Dunn	1981-82	17.6
Dave Adrian	1977-78	17.1
Gary Chenault	1978-79	16.9

SEASON REBOUNDING AVERAGE

Randy Dunn	1981-82	12.79
Paul Cozens	1977-78	12.75
Tom Ackerman	1968-69	12.73
Gary Blackmar	1966-67	11.80
Hille van der Kooy	1980-81	11.70
Hille van der Kooy	1979-80	11.50
Dave Alteneder	1967-68	10.80
Dave Alteneder	1965-66	10.60
Paul Cozens	1976-77	10.51
Gordy Loewen	1969-70	10.50
Paul Cozens	1975-76	10.40

GAME SCORING

Hille van der Kooy	12/5/80 (Eastern Oregon)	42
Paul Cozens	1/21/78 (Warner Pacific)	38
Hille van der Kooy	2/21/81 (Warner Pacific)	38
Paul Cozens	2/19/75 (Southern Oregon)	37
Tom Hewitt	1/25/77 (Alaska—Anchorage)	36
Paul Cozens	12/30/75 (Linfield)	35
Paul Cozens	2/11/78 (College of Idaho)	34
Hille van der Kooy	2/5/80 (Lewis & Clark)	34
Tim Hardie	12/8/76 (Linfield)	34
Rob Wunder	1/6/73 (Macalester)	34
Gordy Loewen	3/1/69 (Eastern Oregon)	34

GAME REBOUNDING

Gordy Loewen	2/11/71 (Warner Pacific)	25
Hille van der Kooy	12/5/80 (Eastern Oregon)	23
Gordy Loewen	2/22/69 (Southern Oregon)	22
Hille van der Kooy	12/14/79 (Linfield)	20
Paul Cozens	12/3/76 (Lewis & Clark)	20
Gordy Loewen	12/13/71 (Alaska—Methodist)	20
Gordy Loewen	12/5/70 (Eastern Oregon)	20
Gordy Loewen	1/3/71 (Alaska Methodist)	20
Gordy Loewen	1/4/71 (Alaska Methodist)	20
Dave Alteneder	2/5/66 (Oregon Tech)	20

GAME ASSISTS

Mike Royer	1/18/82 (Eastern Oregon)	14
Tom Hewitt	2/7/76 (Lewis & Clark)	13
Jeff Bieker	2/19/82 (College of Idaho)	13
Mike Royer	2/21/81 (Warner Pacific)	12
Mark Vernon	12/8/76 (Linfield)	12
9 Players with	(Phil Barnhart-Twice)	11
12 Players with		10

INDIVIDUAL HONORS

Gordy Loewen	NAIA Dist. 2 All-Star	1968-69; 69-70; 70-71
David Morgan	NAIA Dist. 2 Honorable Mention	1970-71
Sammy Ibarra	NAIA Dist. 2 Second Team	1972-73
Craig Taylor	NAIA Dist. 2 Honorable Mention	1972-73
Rob Wunder	NAIA Dist. 2 Honorable Mention	1972-73
	NAIA Dist. 2 First Team	1973-74
	All-Northwest First Team	1973-74
	UPI West Coast Honorable Mention	1973-74
Ray Willis	NAIA Dist. 2 Honorable Mention	1973-74; 74-75
Bob Wright	NAIA Dist. 2 Honorable Mention	1973-74
Tim Hardie	NAIA Dist. 2 All-Star	1976-77
Paul Cozens	NAIA Dist. 2 First Team	1974-75; 75-76; 76-77; 77-78
	All-Northwest First Team	1975-76; 77-78
	All-Northwest Second Team	1976-77
	NAIA All-American Third Team	1976-77
	NAIA All-American Second Team	1977-78
	First GFC player to have jersey retired	1977-78
	UPI West Coast Honorable Mention	1977-78
	NBA Ninth Round Draft Choice (Portland Trail Blazers)	1978
Gary Chenault	NAIA Dist. 2 Second team	1978-79
	All-Northwest Honorable Mention	
Jeff Loe	NAIA Dist. 2 Honorable Mention	1979-80
Hille van	NAIA Dist. 2 First Team	1979-80
der Kooy	NAIA Dist. 2 First Team	1980-81
Randy Dunn	NAIA Dist. 2 First Team	1981-82
	All-Northwest Second Team	1981-82
Mike Royer	NAIA Dist. 2 Honorable Mention	1981-82

MOST VALUABLE PLAYERS

1968-69	Gordy Loewen	1976-77	Paul Cozens
1969-70	Gordy Loewen	1977-78	Paul Cozens
1970-71	Gordy Loewen	1978-79	Gary Chenault
1971-72	Gary Berg	1979-80	Hille van der Kooy
1972-73	Rob Wunder		Jeff Loe
1973-74	Rob Wunder	1980-81	Hille van der Kooy
1974-75	Ray Willis	1981-82	Randy Dunn
1975-76	Paul Cozens		

YEAR-BY-YEAR LEADERS

SCORING

<i>Year</i>	<i>Name</i>	<i>Total</i>	<i>Games</i>	<i>Average</i>
1965-66	Gary Blackmar	303	28	10.82
1966-67	Gary Blackmar	410	26	15.77
1967-68	Gary Blackmar	321	23	13.95
1968-69	Gordy Loewen	437	26	16.81
1969-70	Gordy Loewen	368	22	16.72
1970-71	Sammy Ibarra	408	28	14.57
1971-72	Gary Berg	378	25	15.12
1972-73	Sammy Ibarra	442	31	14.26
1973-74	Rob Wunder	567	30	18.90
1974-75	Paul Cozens	441	28	15.57
1975-76	Paul Cozens	530	27	19.62
1976-77	Tim Hardie	562	28	20.07
1977-78	Paul Cozens	692	29	23.86
1978-79	Gary Chenault	491	29	16.90
1979-80	Hille van der Kooy	598	29	20.60
1980-81	Hille van der Kooy	572	28	20.43
1981-82	Randy Dunn	581	33	17.61

REBOUNDING

1965-66	Dave Alteneder	297	28	10.61
1966-67	Gary Blackmar	295	25	11.80
1967-68	Dave Alteneder	282	26	10.84
1968-69	Tom Ackerman	242	19	12.73
1969-70	Gordy Loewen	231	22	10.50
1970-71	Gordy Loewen	275	28	9.82
1971-72	Gordy Loewen	240	25	9.60
1972-73	Rob Wunder	243	31	7.84
1973-74	Ray Willis	289	30	9.63
1974-75	Ray Willis	277	30	9.23
1975-76	Paul Cozens	280	27	10.37
1976-77	Paul Cozens	305	29	10.51
1977-78	Paul Cozens	370	29	12.75
1978-79	Mike Peregrin	184	29	6.34
1979-80	Hille van der Kooy	333	29	11.50
1980-81	Hille van der Kooy	327	28	11.69
1981-82	Randy Dunn	422	33	12.79

ASSISTS

1965-70	No record			
1970-71	Ed Fields	120	27	4.44
1971-72	Ed Fields	71	25	2.84
1972-73	Ed Fields	131	31	4.22
1973-74	Ray Willis	122	30	4.06
1974-75	Ray Willis	128	30	4.26
1975-76	Tom Hewitt	138	27	5.11
1976-77	Tom Hewitt	177	29	6.10
1977-78	Dave Adrian	114	29	3.93
1978-79	Tim Adrian	96	29	3.31
1979-80	Phil Barnhart	172	30	5.92
1980-81	Mike Royer	136	28	4.86
1981-82	Mike Royer	178	33	5.39

VALUE POINT SYSTEM

The Value Point System measures a player's overall effectiveness. It is computed by adding the points scored, plus rebounds, plus twice the number of assists, plus twice the number of steals. That figure is divided by the number received from adding twice the number of missed field goals, plus foul shots missed, plus twice the number of turnovers, plus twice the number of fouls.

CAREER

Paul Cozens	1974-78	1.74
Mark Vernon	1975-77	1.63
Randy Dunn	1981-82	1.57
Ed Fields	1970-73	1.50
Tim Hardie	1975-77	1.38
Phil Barnhart	1977-81	1.35
Hille van der Kooy	1979-81	1.31
Dave Adrian	1975-82	1.30
Mike Brewer	1979-81	1.27
Ray Willis	1972-75	1.26

SEASON

Paul Cozens	1977-78	1.95
Mark Vernon	1976-77	1.77
Paul Cozens	1976-77	1.76
Ed Fields	1970-71	1.66
Phil Barnhart	1979-80	1.64
Paul Cozens	1975-76	1.69
Paul Cozens	1974-75	1.59
Randy Dunn	1981-82	1.57
Dave Adrian	1979-80	1.54
Ed Fields	1971-72	1.54

COACHES' RECORDS

Season	Coach	Win/Loss	Percentage
1965-66	Terry Haskell	9-19	.321
1966-67	Terry Haskell	7-18	.240
1967-68	Terry Haskell	6-20	.231
1968-69	Dave Berg	4-22	.154
1969-70	Dave Berg	3-23	.115
1970-71	Lorin Miller	15-13	.533
1971-72	Lorin Miller	13-12	.520
1972-73	Lorin Miller	16-15	.516
1973-74	Lorin Miller	19-11	.633
1974-75	Lorin Miller	17-13	.567
1975-76	Lorin Miller	19-8	.704
1976-77	Sam Willard	20-9	.690
1977-78	Sam Willard	15-14	.517
1978-79	Sam Willard	9-20	.310
1979-80	Sam Willard	18-12	.600
1980-81	Sam Willard	15-13	.536
1981-82	Sam Willard	12-21	.364
		<u>217-263</u>	<u>.452</u>

CAREER RECORDS

Coach	Seasons	Years	Win/Loss	Percentage
Terry Haskell	3	1965-68	22-57	.278
Dave Berg	2	1968-70	7-45	.129
Lorin Miller	6	1970-76	99-72	.579
Sam Willard	6	1976-82	89-89	.500

BRUIN SEASON SCORES

• = Away Game

GFC Opponent

1965-66

59	Lewis and Clark • . . .	100
88	Eastern Oregon • . . .	103
55	Oregon College • . . .	67
84	Alaska Methodist • . . .	87
82	Alaska Methodist • . . .	78
55	Alaska—Fairbanks • . .	73
58	Alaska—Fairbanks • . .	68
60	Alaska—Fairbanks • . .	87
65	Oregon Tech	69
69	Oregon Tech	90
79	Warner Pacific •	68
93	Warner Pacific	67
76	Oregon College	84
66	Southern Oregon • . . .	89*
62	Southern Oregon • . . .	75*
87	Oregon College • . . .	101
63	Eastern Oregon	68
51	Eastern Oregon	60
77	Oregon Tech •	69
57	Oregon Tech •	50
49	Cascade	66
53	Cascade •	79
62	Oregon College	66
72	Southern Oregon	67
56	Southern Oregon	55
63	Oregon College • . . .	79
59	Eastern Oregon •	97
75	Eastern Oregon •	79

H:3-7 • A:6-12

SEASON: 9-19

*Won by forfeit

1966-67

64	Pacific •	65
63	Southern Oregon • . . .	68
58	Oregon College • . . .	85
91	Alaska Methodist	68
98	Alaska Methodist	75
76	Oregon Tech •	88
74	Oregon Tech •	81
79	Warner Pacific	68
91	Warner Pacific •	88
70	Oregon College • . . .	109
86	Southern Oregon	90
70	Southern Oregon	68
50	Oregon College	70
73	Eastern Oregon •	96
69	Eastern Oregon •	89
47	Oregon Tech	82
74	Oregon Tech	61
67	Cascade •	66
69	Cascade	75
75	Oregon College • . . .	107
63	Southern Oregon • . . .	94
81	Southern Oregon • . .	113
64	Oregon College	79
92	Eastern Oregon	112
100	Eastern Oregon	112

H:5-7 • A:2-11

SEASON: 7-18

1967-68

73	Willamette •	123
60	Lewis and Clark • . . .	90
83	Eastern Oregon •	90
106	Alaska Methodist	75
76	Pacific •	104
59	Pacific	83
63	Oregon Tech	85
72	Oregon Tech	68
68	Oregon College	73
84	Mt. Angel •	59
74	Mt. Angel	54

GFC Opponent

67	Southern Oregon • . .	102
66	Southern Oregon • . .	106
74	Oregon College • . . .	82
69	Eastern Oregon •	72
73	Eastern Oregon •	96
65	Oregon Tech •	80
80	Oregon Tech •	55
73	Oregon College	93
76	Cascade	67
71	Cascade •	73
64	Southern Oregon	87
88	Southern Oregon	92
74	Oregon College • . . .	104
66	Eastern Oregon	82
68	Eastern Oregon	80

H:4-8 • A:2-12

SEASON: 6-20

1968-69

61	Pacific •	84
72	Oregon College • . . .	101
55	Oregon Tech •	82
62	Pacific	56
59	Pacific •	82
61	Alaska Methodist • . . .	76
85	Alaska Methodist • . . .	88
83	Alaska Methodist • . . .	73
91	Oregon Tech	86
94	Oregon Tech	104
72	Oregon College • . . .	118
54	Northwest Nazarene • .	82
69	Northwest Nazarene • .	77
83	Southern Oregon • . .	111
97	Southern Oregon • . .	101
63	Eastern Oregon •	88
89	Eastern Oregon •	84
72	Oregon College	76
72	Oregon Tech •	101
66	Oregon Tech •	88
80	Oregon College	100
55	Southern Oregon	57
64	Southern Oregon	94
71	Oregon College	79
69	Eastern Oregon	83
78	Eastern Oregon	92

H:3-8 • A:1-14

SEASON: 4-22

1969-70

53	Willamette •	72
83	Oregon Tech •	89
74	College of Idaho • . . .	100
85	Alaska Methodist	95
92	Warner Pacific •	90
69	Pacific	72
95	Oregon Tech	84
65	Oregon Tech	95
90	Oregon College • . . .	104
50	Lewis and Clark • . . .	112
68	Southern Oregon • . . .	86
52	Southern Oregon • . . .	68
52	Oregon College	66
80	Eastern Oregon	98
57	Eastern Oregon	89
71	Oregon College •	87
75	Oregon Tech •	86
60	Oregon Tech •	95
81	Pacific •	91
66	Northwest Nazarene . . .	88
58	Northwest Nazarene . . .	72
83	Oregon College	119
67	Southern Oregon	94
71	Southern Oregon	90

GFC	Opponent
76 Eastern Oregon •	98
81 Eastern Oregon •	75
H:1-11 • A:2-12	
SEASON: 3-23	

1970-71

68 Lewis and Clark •	83
60 Willamette •	85
66 Eastern Oregon •	64
69 Pacific •	83
81 Montana Tech	59
76 LaVerne	74
59 Fresno Pacific •	65
65 Fresno Pacific •	84
82 Alaska Methodist •	74
72 Alaska Methodist •	63
94 Alaska Methodist •	67
95 Lewis and Clark	85
82 Victoria	60
73 Victoria	67
80 Western Baptist •	100
102 Oregon Tech	67
91 Oregon Tech	71
94 Oregon College	72
63 Claremont	67
66 Northwest Nazarene •	81
78 Warner Pacific •	67
71 Warner Pacific	77
82 Northwest	44
81 Western Baptist	71
65 Oregon College •	83
76 Northwest Nazarene	82
65 Northwest Nazarene	78
NAIA District 2 Playoffs	
69 Willamette •	103
H:10-4 • A:5-9	
SEASON: 15-13	

1971-72

74 Whitman •	70
88 Whitman •	85
78 Western Baptist	58
93 Alaska Methodist	84
86 Alaska Methodist	60
70 Eastern Oregon	75
75 Azusa Pacific	81
53 Simon Fraser •	60
70 Alaska Methodist •	69
84 Linfield	80
87 Linfield •	110
77 Western Montana	84
77 Western Montana	98
83 Oregon Tech •	114
87 Southern Oregon •	92
80 Lewis-Clark St.	72
82 Warner Pacific •	77
91 Eastern Oregon •	83
66 Lewis-Clark St. •	76
76 Northwest Nazarene •	95
92 Western Baptist •	61
63 Warner Pacific	70
88 Great Falls	80
72 Northwest Nazarene	61
NAIA District 2 Playoffs	
60 Willamette •	69
H:7-5 • A:6-7	
SEASON: 13-12	

1972-73

74 Linfield •	73
79 Lewis and Clark •	73
74 Willamette •	77
84 Pacific	94
86 Pacific •	91
55 Willamette	54
45 Willamette •	68
82 Eastern Oregon	71

GFC	Opponent
68 Linfield	76
66 Linfield •	77
60 Whitman	64
80 Whitman	60
77 Pasadena •	85
67 Southern California •	68
81 Macalester •	90
60 Victoria •	62
65 Victoria •	54
51 Western Baptist	43
63 Oregon Tech	61
65 Southern Oregon	68
74 Eastern Oregon •	96
72 Lewis-Clark St.	52
78 Western Baptist •	63
84 Northwest Nazarene	72
67 Warner Pacific •	58
62 Lewis-Clark St. •	57
60 Northwest Nazarene •	73
74 Warner Pacific	63
NAIA District 2 Playoffs	
95 Linfield •	88
68 Pacific •	67
NAIA Nationals	
62 Defiance, Ohio •	82
H:8-4 • A:8-11	
SEASON: 16-15	

1973-74

49 Willamette •	43
63 Lewis and Clark •	80
55 Pacific •	57
88 Columbia Christian •	58
81 Willamette	59
63 Willamette •	64
88 Linfield •	86
67 Pacific •	69
71 Eastern Oregon	64
72 Southern Oregon	53
91 Linfield	94
81 Pacific	57
65 Puget Sound •	81
109 Columbia Christian	45
67 Warner Pacific •	72
66 Southern Oregon •	69
78 Oregon Tech •	90
88 Lewis-Clark St.	81
73 Northwest Nazarene •	63
95 Eastern Oregon •	94
72 Alaska—Fairbanks	69
91 Western Baptist •	67
70 Lewis-Clark St. •	67
63 Whitworth •	62
107 Warner Pacific	71
66 Whitworth	68
90 Northwest Nazarene	74
84 Western Baptist	71
NAIA District 2 Playoffs	
92 Pacific •	72
54 Oregon Tech •	55
H:10-2 • A:9-9	
SEASON: 19-11	

1974-75

95 Linfield •	65
71 Oregon College •	74
70 Lewis and Clark •	75
92 Linfield •	79
106 Eastern Oregon	76
95 Willamette	68
63 Whitworth	62
91 Linfield	63
89 Pacific	70
93 Western Baptist	57
64 Pacific •	69
48 Oregon Tech	67
74 Puget Sound •	86
90 Southern Oregon	70

GFC Opponent

82	Willamette •	92
86	Lewis-Clark St.	74
84	Warner Pacific	77
75	Alaska—Fairbanks • .	83
78	Alaska—Fairbanks • .	82
87	Eastern Oregon •	75
72	Northwest Nazarene • .	76
72	Redlands	62
73	Lewis-Clark St. •	84
59	Whitworth •	64
96	Northwest Nazarene ...	70
72	Oregon Tech •	74
90	Southern Oregon • ...	84
98	Warner Pacific •	76
86	Western Baptist •	55
NAIA District 2 Playoffs		
56	Oregon Tech •	72
H:11-1 • A:6-12		
SEASON: 17-13		

1975-76

62	Pacific •	68
82	Southern Oregon • ...	69
87	Warner Pacific •	80
89	Eastern Oregon •	59
72	Western Washington • .	60
94	Pacific •	74
78	Eastern Oregon	65
71	Pacific •	84
91	Western Baptist	79
123	Linfield •	116
87	Linfield	89
102	Pacific	85
72	Whitman	67
76	Alaska—Anchorage ...	67
75	Western Baptist •	59
87	Lewis-Clark St. •	101
95	Simon Fraser	77
81	College of Idaho	68
61	Warner Pacific	59
92	Alaska—Fairbanks ...	74
82	Simon Fraser •	89
97	Lewis-Clark St.	69
86	Northwest Nazarene ...	71
65	College of Idaho •	63
62	Northwest Nazarene • .	64
82	Warner Pacific •	86
88	Whitman •	100
H:11-1 • A:8-7		
SEASON: 19-8		

1976-77

75	Lewis and Clark •	86
86	Oregon College •	80
101	Linfield •	90
91	Linfield	84
88	Eastern Oregon	71
88	Pacific	77
106	Pacific •	94
90	Western Baptist	73
93	Linfield •	80
89	Willamette •	75
100	Whitman •	95
78	Eastern Oregon •	62
72	St. Martins	81
91	Northwest Nazarene • .	87
80	College of Idaho •	78
87	Willamette	90
73	Alaska—Anchorage • .	75
87	Alaska—Anchorage • .	85
81	Warner Pacific	59
91	Western Baptist •	70
95	Lewis-Clark St.	79
92	Willamette •	94
76	Warner Pacific •	62
77	Lewis-Clark St. •	101
97	Whitman	92

GFC Opponent

68	Puget Sound •	89
99	Northwest Nazarene ...	85
65	St. Martins •	76
NAIA District 2 Playoffs		
79	Hawaii—Hilo •	85
H:8-2 • A:12-7		
SEASON: 20-9		

1977-78

103	Pacific	88
95	Linfield	93
81	Hawaii—Hilo	87
79	Pacific •	85
87	Linfield •	99
82	Willamette •	72
104	Eastern Oregon	74
88	Eastern Oregon •	92
74	Seattle Pacific •	79
83	Western Baptist •	80
100	Linfield	107
75	St. Martins	82
74	Oregon College •	77
87	Western Baptist	82*
81	Portland State •	124
80	Seattle Pacific •	75
106	Pacific	98
87	Warner Pacific •	69
67	Puget Sound •	91
72	Alaska—Fairbanks ...	66
83	Western Baptist •	75
69	Warner Pacific	64
84	Willamette	78
67	Northwest Nazarene • .	70
86	College of Idaho •	82
86	Oregon College	74
76	St. Martins •	91
87	Northwest Nazarene ...	85
NAIA District 2 Playoffs		
65	Oregon Tech •	79
H:9-4 • A:6-10		
SEASON: 15-15		

*Forfeited due to ineligible player

1978-79

82	Southern Oregon • ...	98
68	Warner Pacific •	73
83	Pacific •	85
84	Linfield •	107
90	Linfield	78
61	Willamette •	60
74	College of Idaho	59
59	Central Washington ...	82
64	Lewis & Clark •	65
76	Hawaii Pacific •	82
74	Hawaii Pacific •	96
55	BYU—Hawaii •	54
51	BYU—Hawaii •	65
59	Eastern Oregon •	76
51	Northwest Nazarene • .	69
73	Pacific	82
74	Warner Pacific	72
69	Willamette	73
60	Western Baptist	73
98	Eastern Oregon	97
80	Lewis & Clark	88
104	BYU—Hawaii	87
98	Western Baptist •	109
87	Pacific •	100
61	Seattle Pacific •	80
88	Northwest Nazarene ...	77
70	Warner Pacific •	86
94	Hawaii Pacific	91
74	Seattle Pacific	82
H:7-6 • A:2-14		
SEASON: 9-20		

1979-80

61	Western Baptist •	76
94	Southern Oregon •	80
74	Oregon College of Ed •	76
94	Whitman College	83
72	Willamette U	71
65	Seattle Pacific	73
88	Linfield	91
84	Linfield •	97
61	Lewis & Clark	65
94	Concordia	84
99	Warner Pacific	91
92	Whitman •	89
68	Central Washington •	77
73	Willamette U •	66
90	College of Idaho	83
73	Oregon College of Ed	74
81	Western Baptist •	73
92	Pacific U •	76
83	Eastern Oregon	67
104	Warner Pacific	88
55	Western Baptist	38
74	Seattle Pacific •	96
70	Lewis & Clark •	68
75	Northwest Nazarene •	105
63	College of Idaho •	68
82	Eastern Oregon •	73
84	Northwest Nazarene	77
108	Pacific U	80
91	Warner Pacific •	86
NAIA District 2 playoffs		
67	Oregon Institute of Tech	69
H:10-4 • A:8-8		
SEASON: 18-12		

1980-81

77	Pacific University	72
88	Eastern Oregon State	99
73	Lewis & Clark	70
65	Pacific University •	73
83	Seattle Pacific University	86
74	Linfield College •	83
79	Concordia College	77
67	Point Loma	82
64	Oregon College •	99
63	Lewis & Clark •	58
87	Linfield College	74
61	Willamette University	59
62	Oregon College	80
82	Western Baptist •	76
83	Warner Pacific •	79
105	Pacific University	89

64	Concordia College •	79
68	Willamette University •	83
70	Lewis & Clark	67
100	Concordia College	82
33	Eastern Oregon State	30
61	Northwest Nazarene	60
46	Northwest Nazarene •	50
57	College of Idaho •	84
68	Eastern Oregon State •	76
38	Western Baptist	37
89	Warner Pacific	80
NAIA District 2 Playoffs:		
58	Northwest Nazarene •	61
H:12-4 • A:3-9		
SEASON: 15-13		

1981-82

62	Willamette University	67
80	Columbia Christian •	79
66	Concordia •	84
56	Judson Baptist •	55
86	Linfield •	102
71	College of Great Falls	101
77	Pacific University	68
95	Seattle University	83
73	Western Washington	83
66	Fresno Pacific	72
64	Western Baptist	73
51	Lewis and Clark •	79
78	Linfield	75
69	Western Oregon	79
76	College of Idaho •	82
77	Northwest Nazarene •	92
86	Eastern Oregon •	96
70	Willamette •	56
76	Warner Pacific	91
80	Western Oregon •	111
74	Judson Baptist •	82
91	Columbia Christian	73
85	Eastern Oregon	102
74	Concordia	85
88	Seattle University •	73
76	Judson Baptist	70
88	Western Baptist •	97
75	Warner Pacific •	96
76	Western Baptist	79
101	College of Idaho	83
63	Northwest Nazarene	59
54	Judson Baptist	61
85	Columbia Christian	79
H:8-11 • A:4-10		
SEASON: 12-21		

BRUIN OPPONENTS



COLLEGE OF IDAHO

Jan. 28 in Newberg

Location: Caldwell, Idaho
83605
Established: 1891
Enrollment: 625
Conference: NAIA
Independent
Colors: Purple and Gold
Nickname: Coyotes



COLUMBIA CHRISTIAN COLLEGE

Dec. 3 in Newberg

Location: Portland 97211
Established: 1947
Enrollment: 226
Conference: NAIA
Independent
Colors: Red and White
Nickname: Clippermen



CONCORDIA COLLEGE

**Participant
Memorial Classic
Jan. 7 in Newberg
Feb. 12 in Portland**

Location: Portland, Ore.
97211
Established: 1950
Enrollment: 325
Conference: NAIA
Independent
Colors: Navy Blue and
White
Nickname: Cavaliers

Head Coach: Martin Holly
Coach's record in first year: 19-8
1981-82 record: 19-8
Gymnasium: O'Conner Fieldhouse
(3,000)
Sports Information Director:
Vickie Vaughan
SID Office: (208) 459-5512
SID Home: (208) 585-2500
Series record: GFC 6, College of
Idaho 4
Last year: GFC lost 82-76 in Caldwell,
won 101-83 in Newberg
Lettermen lost: 6
Lettermen back: 4
Players to watch:
Jim Eldridge, 6'2", Guard
Mark Owen, 6'2", Guard
Robert Toloy, 5'8", Guard
Outlook: "Lost six of top seven
players . . . view the season with
guarded optimism; could develop
into strong team with talented
recruits . . ."

Head Coach: Jim Flint
Coach's Record in three years: 33-46
1981-82 record: 10-18
Gymnasium: Men's Gym (600)
Sports Information Director:
Chuck Carter
SID Office: (503) 255-7060
SID Home: (503) 255-7060
Series record: GFC 5, Columbia
Christian 0
Last year: GFC won 80-79 in Portland,
won 91-73 in Newberg, won 85-79
in Newberg
Lettermen lost: 6
Lettermen back: 7
Players to watch:
David Spirlin, 6'4", Forward
Vic Grizzle, 6'0", Guard
Outlook: "We need to play together
quickly and improve rapidly as a
team if we are to be successful in the
district . . ."

Head Coach: Tom Hewitt
Coach's record in first year: 22-11
1981-82 record: 22-11
Gymnasium: Gym (1,500)
Sports Information Director:
Glen Herbold
SID Office: (503) 288-9371, ext. 225
SID Home: (503) 233-1488
Series record: GFC 3, Concordia 3
Last year: GFC lost 84-66 in Portland,
lost 85-74 in Newberg
Lettermen lost: 5
Lettermen back: 5
Players to watch:
Dan Newman, 6'1", Guard
Kevin Taylor, 6'0", Guard
Outlook: "Our guards will be our
strength; it may take some time, but
we'll be there . . ."



EASTERN OREGON STATE

**Jan. 8 in Newberg
Jan. 24 in La Grande**

Location: La Grande, Ore.
97850
Established: 1929
Enrollment: 1,500
Conference: Evergreen/
Independent
Colors: Royal Blue and
Gold
Nickname: Mountaineers



JUDSON BAPTIST COLLEGE

**Jan. 21 in Newberg
Feb. 26 in The Dalles**

Location: The Dalles, Ore.
97058
Established: 1955
Enrollment: 250
Conference: NAIA
Independent
Colors: Royal Blue and
White
Nickname: Crusaders



LEWIS AND CLARK COLLEGE

**Participant
Tip-Off Tournament
Dec. 7 in Newberg
Jan. 3 in Portland**

Location: Portland, Ore.
97219
Established: 1867
Enrollment: 1925
Conference: Northwest
Colors: Black and Orange
Nickname: Pioneers

Head Coach: Dick Satterlee
Coach's first year
1981-82 record: 16-12
Gymnasium: Quinn Coliseum (2,500)
Sports Information Director:
Virginia Linkenhoker
SID Office: (503) 963-1688
SID Home: (503) 963-7693
Series record: GFC 18, EOSC 28
Last year: GFC lost 96-86 in
La Grande, lost 102-85 in Newberg
Lettermen lost: 10
Lettermen back: 2
Players to watch:
Steve Hoffert, 6'1", Guard
Russ Christensen, 6'4", Forward
Jeff Quinn, 5'10", Guard
Outlook: "This should be a rebuilding
year; if the players are able to adjust
to the new situation, the team could
perform respectably by mid-
season"

Head Coach: Dave Bale
Coach's first year
1981-82 record: 6-19
Gymnasium: The Dalles Junior High
Sports Information Director:
Jodi Nofziger
SID Office: (503) 298-4455, ext. 254
SID Home: (503) 296-1583
Series record: GFC 2, Judson Baptist 2
Last year: GFC won 56-55 in Portland,
lost 82-74 in The Dalles, won 76-70
in Newberg, lost 61-54 in Newberg
Lettermen lost: 3
Lettermen back: 8
Players to watch:
Wayne Mendezona, 5'9" Guard
Scott Nay, 6'6", Forward
Outlook: "Our goal is to get closer to
.500"

Head Coach: Dean Sempert
Coach's Record in 19 years: 294-213
1981-82 record: 20-8
Gymnasium: Pamplin Sports Center
(2,300)
Sports Information Director:
Chuck Charnquist
SID Office: (503) 244-6161, ext. 552
SID Home: (503) 644-9685
Series record: GFC 6, L & C 11
Last year: GFC lost 79-51 in Portland
Lettermen lost: 7
Lettermen back: 4
Players to watch:
Steve Rullman, 6'7", Center
Lane Johnson, 5'11", Guard
Steve Voltz, 6'6", Forward
Outlook: "We have a tradition of being
very competitive and I don't think
that will change, but we have a lot of
work to do because we're so
young"



LINFIELD COLLEGE

Dec. 14 in Newberg
Jan. 19 in McMinnville

Location: McMinnville, Ore. 97128
 Established: 1849
 Enrollment:
 Conference: Northwest
 Colors: Cardinal and Purple
 Nickname: Wildcats

Head Coach: Tim Miller
 Coach's record in first year: 10-16
 1981-82 record: 10-16
 Gymnasium: Riley Gymnasium (1,250)
 Sports Information Director:
 Joe Miglioretto
 SID Office: (503) 472-4121, ext. 257
 SID Home: (503) 472-5268
 Series record: GFC 15, Linfield 12
 Last year: GFC lost 102-86 in McMinnville, won 78-75 in Newberg
 Lettermen lost: 7
 Lettermen back: 5
 Players to watch:
 Neal Craft, 6'6", Forward
 Al Gulla, 6'0", Guard
 Outlook: "We expect to be improved . . . should be a better scoring team . . ."



NORTHWEST NAZARENE COLLEGE

Feb. 25 in Newberg

Location: Nampa, Idaho 83651
 Established: 1913
 Enrollment: 1,200
 Conference: NAIA Independent
 Colors: Orange and Black
 Nickname: Crusaders

Head Coach: Gary Matlock
 Coach's first year
 1981-82 record: 17-13
 Gymnasium: Montgomery Field House (4,000)
 Sports Information Director: Del Gray
 SID Office: (208) 467-8876
 SID Home (208) 465-5082
 Series record: GFC 13, NNC 17
 Last year: GFC lost 92-77 in Nampa, won 63-59 in Newberg
 Lettermen lost: 7
 Lettermen back: 6
 Players to watch:
 Mike Terprstra, 6'8", Center
 Rob Richardson, 6'6", Forward
 Daryl Crow, 6'2", Guard
 Outlook: "I'm very optimistic . . . this team can decide its own fate to a large extent . . ."



PACIFIC UNIVERSITY

Dec. 10 in Forest Grove
Feb. 5 in Newberg
Participant
Memorial Classic

Location: Forest Grove 97116
 Established: 1849
 Enrollment: 1,000
 Conference: Northwest
 Colors: Red, Black, and White
 Nickname: Boxers

Head Coach: Gary Meggellin
 Coach's record in first year: 6-20
 1981-82 record: 6-20
 Gymnasium: Athletic Center (2,000)
 Sports Information Director:
 John Brunnell
 SID Office: (503) 357-6151, ext. 397
 SID Home:
 Series record: GFC 16, Pacific 20
 Last year: GFC won 77-68 in Newberg
 Lettermen lost: 8
 Lettermen back: 3
 Players to watch:
 Richard Wilson, 6'3", Guard
 Mike Appleby, 6'4", Center
 Outlook: "We should be better than last year . . ."



SEATTLE PACIFIC UNIVERSITY

**Nov. 19 in Seattle
Feb. 19 in Newberg**

Location: Seattle, Wash.
98119
Established: 1891
Enrollment: 2,700
Conference: NCAA
Independent
Colors: Maroon and White
Nickname: Falcons

Head Coach: Jim Poteet
Coach's record in two years: 29-25
1981-82 record: 16-11
Gymnasium: Brougham Pavilion
(2,000)
Sports Information Director:
B. B. Branton
SID Office: (206) 281-2085
SID Home (206) 284-6631
Series record: GFC 1, SPU 6
Last year: Did not play
Lettermen lost: 3
Lettermen back: 8
Players to watch:
Robin Marshall, 6'0", Guard
Gregg Kingma, 6'3", Guard
Jeff Espersen, 6'5", Forward
Outlook: "A good balance of veterans
and new players with all five starters
back; looking for a good year"



UNIVERSITY OF HAWAII—HILO

Jan. 15 in Newberg

Location: Hilo, Hawaii
96720
Established: 1948
Enrollment: 3,600
Conference: NAIA
Independent
Colors: Red and White and
Blue
Nickname: Vulcans

Head Coach: Jimmy Yagi
Coach's record in 9 years: 171-76
1981-82 record: 19-15
Gymnasium: Civic Auditorium (3,000)
Sports Information Director:
Lance Green
SID Office: (808) 961-9520
SID Home: (808) 961-9359
Series record: GFC 0, Hilo 2
Last year: Did not play
Lettermen lost: 7
Lettermen back: 6
Players to watch:
Darryl Williams, 6'5", Forward
Mark Elf, 6'6", Forward
Jerry Zarnekee, 6'6", Forward
Outlook: "The outlook, in a word, is
promising"



WARNER PACIFIC COLLEGE

**Jan. 22 in Portland
Feb. 18 in Newberg
Participant
Tip-Off Tournament
Seattle Pacific
Tournament**

Location: Portland, Ore.
97215
Established: 1937
Enrollment: 440
Conference: NAIA
Independent
Colors: Columbia Blue,
Red, and White
Nickname: Knights

Head Coach: Gary Bays
Coach's record in six years: 64-103
1981-82 record: 14-18
Gymnasium: Perry Gym (1,000)
Sports Information Director:
Carren Woods
SID Office: (503) 254-3628
SID Home: (503) 254-3628
Series record: GFC 24, WPC 8
Last year: GFC lost 91-76 in Newberg,
lost 96-75 in Portland
Lettermen lost: 7
Lettermen back: 5
Players to watch:
Marshall Haskins, 6'0", Guard
Alan Novitsky, 6'6", Center
Outlook: "Very quick and aggressive,
but not much height; fast break
oriented"



WESTERN BAPTIST COLLEGE

Jan. 14 in Salem
Jan. 29 in Newberg
(Homecoming)

Location: Salem, Ore.
 97309

Established: 1935

Enrollment: 258

Conference: NAIA

Independent

Colors: Blue and Gold

Nickname: Warriors



WESTERN OREGON STATE COLLEGE

Feb. 4 in Monmouth
Participant
Memorial Classic

Location: Monmouth, Ore.
 97361

Established: 1882

Enrollment: 2,500

Conference: Evergreen,

Colors: Crimson and Gray

Nickname: Wolves



WILLAMETTE UNIVERSITY

Nov. 27 in Newberg
Feb. 10 in Salem

Location: Salem, Ore.
 97301

Established: 1842

Enrollment: 1,300

Conference: Northwest

Colors: Cardinal red,
 old gold

Nickname: Bearcats

Head Coach: Tim Hills
 Coach's Record in 11 years: 154-167
 1981-82 record: 15-14

Gymnasium: C. E. Jeffers Sports
 Center (1,200)

Sports Information Director:
 Tim Hills

SID Office: (503) 581-8600

SID Home: (503) 581-3761

Series record: GFC 20, Western 7

Last year: GFC lost 73-64 in Newberg,
 lost 97-88 in Salem, lost 79-76 in
 Newberg

Lettermen lost: 3

Lettermen back: 5

Players to watch:

Steve Masten, 6'5", Center

Mark Neustel, 6'4", Forward

Outlook: "We are very young, but if we
 play tough defense early, we should
 have a respectable season"

Head Coach: Jim Boutin
 Coach's record in three years: 81-12
 1981-82 record: 30-2

Gymnasium: P.E. Building (3,600)

Sports Information Director:
 Mike Booth

SID Office: (503) 838-1220

SID Home: (503) 588-2571

Series record: GFC 3, Western 32

Last year: GFC lost 79-69 in Newberg,
 lost 111-80 in Monmouth

Lettermen lost: 7

Lettermen back: 4

Players to watch:

Rebel Austin, 6'3", Guard

Doug Harris, 6'7", Center

Outlook: "We have a lot of talent and
 ability, but I don't know what will
 happen until we get going—this is a
 completely different team"

The two-time district champions and
 the pick of district coaches to repeat.

Head Coach: Rich Glas
 Coach's Record in three years: 37-40
 1981-82 record: 12-14

Gymnasium: Cone Fieldhouse,
 Sparks Center (2,800)

Sports Information Director:
 To be filled

SID Office: (503) 370-6300

Series record: GFC 13,
 Willamette 13

Last year: GFC lost 62-67 in Newberg,
 won 70-56 in Salem

Lettermen lost: 5

Lettermen back: 4

Players to watch:

Quentin Reynolds, 6'5", Forward

Reggie Guyton, 5'9", Guard

Outlook: "We start from scratch . . .
 increased quickness by the
 newcomers"

WILLCUTS-TWENGE MEMORIAL BASKETBALL CLASSIC HIGH SCHOOL PARTICIPANTS




CENTRAL CATHOLIC

Coach: Bob Osburn
Enrollment: 667
Mascot: Rams
Colors: Cardinal and Gold
League: Metro
Last year's Record: 10-11
Outlook: "Very inexperienced with no returning lettermen, but we have good height and strength and quickness"

CLACKAMAS HIGH

Coach: Jim Bair
Enrollment: 1,159
Mascot: Cavalier
Colors: Red and Black
League: Three Rivers
Last year's Record: 20-4
Outlook: "Attempting to be competitive against some very good schools"



LAKE OSWEGO HIGH

Coach: Sonny Long
Enrollment: 945
Mascot: Lakers
Colors: Navy and White
League: Three Rivers
Last year's Record: 20-4
Outlook: "A wait and see year; with four lettermen returning and good people coming in from jayvees"



NEWBERG HIGH

Coach: Tony Wilder
Enrollment: 1,176
Mascot: Tigers
Colors: Blue and Gold
League: Willamette Valley
Last year's Record: 8-12
Outlook: "Not really big, but good speed; a whole new league and we have a shot"

COVERING THE BRUINS

Facilities for the working press covering Bruin basketball are provided at the courtside press section on the west side of Miller Gymnasium. Available for each game are team rosters, starting lineups, and pertinent pregame information, including accumulative statistics for the Bruins up to each game. Press box service for each home contest includes quick team and individual statistics at half time and complete statistics immediately following the game.

Working space and telephones for members of the press desiring them are available in the administrative area off the upper lobby. Dressing rooms for both teams are on the lower level, south side.

George Fox College appreciates the cooperation it has shared with the news media. This book has been prepared as a service for area newspapers, radio and television stations, and wire services.

All requests for information, statistics, photographs, and press passes should be directed to Barry Hubbell, Sports Information Director, George Fox College, Newberg, Oregon 97132. Office phone: (503) 538-8383, ext. 224 or 255. Home phone: (503) 538-4332. Athletic Department phone: (503) 538-8383, ext. 250.

WILLAMETTE VALLEY NEWS MEDIA

Newspapers

Newberg Graphic
Newberg
Nancy Lashbrook
538-2181

News Register
McMinnville
Paul Daquilante
472-5114

Oregon Statesman
Salem
Sean Duff
399-6700

Oregonian
Portland
John Nolen
Pete LeSage
221-8161

The Crescent
George Fox College
538-8383

Wire Services

Associated Press
Bob Baum
228-2169

United Press Int'l
226-2644

Television

KATU-TV
Portland
Steve Arena
231-4268

KGW-TV
Portland
Al Keck/Scott Lynn
226-5119/226-5111

KOIN-TV
Portland
Rick Metsger/Pat Hellberg/
Ed Whelan
243-6614/243-6640

KPTV
Portland
Jimmy Jones/Mike O'Brian
222-5124

Radio

KCYX
Steve Kenyon
McMinnville
472-2151/538-4343

KGFC
Shaun McNay
Scott Kwasnitza
George Fox College
538-8383



1982-83 GEORGE FOX COLLEGE BRUIN BASKETBALL

Nov.	19-20	Seattle Pacific Tournament	Seattle
		(SPU, St. Martin's, WPC, GFC) 6:30/8:30 p.m.	
	27	Willamette University	Newberg
Dec.	3-4	NAIA District 2 Tip-Off Tourney	Newberg
		(GFC, Columbia, L&C, WPC) 7:00/9:00 p.m.	
	7	Lewis & Clark College	Newberg
	10	Pacific University	Forest Grove
	14	Linfield College	Newberg
	17-18	George Fox College Tourney:	Newberg
		Willcuts-Twenge Classic (GFC, Pacific, Western	
		Oregon, Concordia) 5:00/8:30 p.m. Friday;	
		4:30/8:30 p.m. Saturday	
Jan.	4	Lewis & Clark College	Portland
	7	Concordia College	Newberg
	8	Eastern Oregon State College	Newberg
	14	Western Baptist College	Salem
	15	University of Hawaii-Hilo	Newberg
	19	Linfield College	McMinnville
	21	Judson Baptist College	Newberg
	22	Warner Pacific College	Portland
	24	Eastern Oregon State College	La Grande
	28	College of Idaho	Newberg
	29	Western Baptist College (Homecoming) . .	Newberg
Feb.	4	Western Oregon State College	Monmouth
	5	Pacific University	Newberg
	10	Willamette University	Salem
	12	Concordia College	Portland
	18	Warner Pacific College	Newberg
	19	Seattle Pacific University	Newberg
	25	Northwest Nazarene College	Newberg
	26	Judson Baptist College, 8:00 p.m.	The Dalles
Mar.	2, 5, 7	NAIA District 2 Playoffs	TBA
	10-12	NCCAA District 8 Playoffs	TBA
	14-19	NAIA National Tournament	Kansas City

All games are at 7:30 p.m. except as noted.

ON THE COVER

RANDY DUNN, a potential NAIA All-American, was fourth in the nation a year ago in rebounding and a first team District 2 All-Star selection as a sophomore. A 6-5 forward, Dunn led the district in combination scoring/rebounding efforts, set five GFC school records, and was an All-Northwest team choice. Details inside, page 13.