

1982

1982 Statistics

George Fox University Archives

Follow this and additional works at: https://digitalcommons.georgefox.edu/athletics_menbasketball

Recommended Citation

George Fox University Archives, "1982 Statistics" (1982). *Men's Basketball*. 133.
https://digitalcommons.georgefox.edu/athletics_menbasketball/133

This Statistics is brought to you for free and open access by the George Fox University Athletics at Digital Commons @ George Fox University. It has been accepted for inclusion in Men's Basketball by an authorized administrator of Digital Commons @ George Fox University. For more information, please contact arolfe@georgefox.edu.

NAME	NO.	FIELD GOALS		THROWS		RE-BS.	ASSISTS	PEN. FCULS	TOTAL POINTS	REB.	BLK
		MADE	ATTEM'D	MADE	ATTEM'D						
BANK	6	0	0	4	0	1	2	0	4	0	0
DOUG	16	7	0	7	7	4	6	2	5	0	0
WILKINS	2	1	2	2	2	2	0	0	4	0	0
HASHLEN	2	1	1	0	0	0	1	0	2	0	0
JOHN DOORE	38										
JOHN FORTN	30	0	0	0	0	2	2	0	0	0	0
JOHNSON	34	0	7	2	5	7	0	0	1	0	0
LOVELL	40	0	0	0	0	2	0	0	0	0	0
COLEMAN	4	0	0	2	2	0	0	0	2	0	0
WILSON	41	0	0	0	0	5	0	0	0	0	0
HALLADIN	58										
SPRINGAR	15	10	10	9	9	1	0	2	20	0	0
PHILLIS	5		7	0		2	2	0	2	0	0
TEAM											
TOTALS		20	46	22	27	61	9	5	57	15	0

shots 185

Team 10

CENTRAL C	HOF	FIELD GOALS F/T	PTS F/T	R-DS.	REB.	TOTAL POINTS
BARRON	10	0/0	0/0	4	2	0
VIRAM	17	1/1	0/0	5	4	2
RUAN	14	0/0	0/0	0	0	0
STENBERG	20	0/0	0/0	0	1	2
KENT	22	1/1	0/0	3	2	3
MAYERS	24	0/0	0/0	2	2	2
WILSON	30	0/0	0/0	0	2	0
PARKER	32	0/0	0/0	0	2	0
CAMPBELL	34	0/0	0/0	2	1	9
HUTSON	42	0/0	0/0	0	0	0
CARESHING	43	0/0	0/0	1	1	2
WARREN	44	0/0	0/0	1	2	3
FABV	51	0/0	0/0	7	3	8
TOTALS	281	21/21	0/0	13	24	40

HQS .et. **Fed** **Shot**

REG
FIVE

OFFICIALS: A. J. ... SMOKE 7 PM OBS 3

[illegible]

OFFICIAL BASKETBALL BOX

CLACKAMAS COACH: [REDACTED]		FIELD GOALS		FREE THROWS		RE- BDS.	ASSISTS	PER. FOULS	TOTAL POINTS	TURN- OVERS	REB	BLK
		MADE	ATT'D	MADE	ATT'D							
BAIR	10	0	2	4	6	1	2	3	4	3	1	0
BOLT	14	3	10	2	2	4	2	2	8	6	3	0
WINTERS	20	1	2	2	2	2	1	0	4	1	0	0
HAEHLEN	22	1	1	0	0	0	1	1	2	1	1	0
BEITENDORF	30											
RAINFORTH	32	0	0	0	0	0	0	0	0	0	0	0
JOHNSON	34	4	7	3	3	7	1	1	11	2	0	1
LOVELL	40	0	0	0	0	0	0	0	0	0	0	0
SCHILLING	42	0	0	2	2	1	0	0	2	1	1	1
BIRCH	44	0	1	0	0	3	0	0	0	0	1	0
HALLADIN	50											
SPRINGER	52	10	16	9	13	1	0	3	29	2	0	0
BASS	54	1	7	0	1	3	2	0	2	0	1	0
TEAM						4						
TOTALS		20	46	22	29	16	9	5	62	15	8	2

FGS: 1st H 13-27 48.1 2nd H 7-19 36.8 Game 11.5

Shots: 1st H 32

FTS: 1st H 9-13 69.2 2nd H 13-16 81.3 Game 75.9

Team: 4

CENTRAL CATHOLIC		FIELD GOALS		FREE THROWS		RE- BDS.	ASSISTS	PER. FOULS	TOTAL POINTS	TURN- OVERS	REB	BLK
		MADE	ATT'D	MADE	ATT'D							
BARRON	10	0	2	0	0	1	4	2	0	1	1	0
VIRNIG	12	1	3	0	0	1	5	4	2	3	0	1
RYAN	14	0	0	1	2	1	0	0	1	0	0	0
STENBERG	20	1	1	0	0	0	0	1	2	0	0	0
KENT	22	4	8	0	0	3	3	3	8	3	0	0
MYERS	24	0	0	0	0	0	0	0	0	1	0	0
LEADON	30	0	0	0	0	0	0	0	0	1	0	0
PARKER	32	0	5	2	1	0	1	2	2	4	3	0
CAMPBELL	34	3	5	2	2	2	0	1	8	1	0	0
HUTSON	42											
CORESHIND	42	1	1	0	0	1	0	1	2	1	1	0
WARREN	44	7	11	1	2	4	0	5	15	4	0	0
EBBY	54	4	9	1	3	7	0	5	9	1	0	0
TEAM						5						
TOTALS		21	45	7	3	27	13	24	44	25	5	1

FGS: 1st H 17-26 65.4 2nd H 14-19 73.7 Game 69.5

Shots: 1st H 33

FTS: 1st H 12-14 85.7 2nd H 5-9 55.6 Game 67.9

Team: 5

OFFICIALS: PI-MANU, ARZNA

SCORE BY PERIODS

CROWD: 1910 (EST)

CENTRAL CATHOLIC 14 12 11 11 48

CLACKAMAS 29 20 22 21 92

OFFICIAL BASKETBALL BOX

NEWBERG		FIELD GOALS				FREE THROWS		RE- BDS.	ASSTS	PER. FOULS	TOTAL POINTS	TURN- OVERS			MIN
NAME	NO.	MADE	ATT'D	MADE	ATT'D	MADE	ATT'D					OVERS	REC	BLK	
RAHER	11	1	3	3	5	4	1	1	1	5	2	1	0		21
CAMPBELL	13	3	11	0	2	3	2	3	6	6	0	0	0		30
MR. SCHARFF	15														30
MR. PETERSON	21														
EVANS	23	0	0	0	0	1	0	0	0	0	0	0	0		2
JACKSON	25	4	17	2	3	9	2	1	10	1	3	0	0		31
FANGER	31	4	10	0	0	5	0	2	8	3	0	0	0		23
MR. TUCKER	33														
SCHLACHTER	41	5	12	4	6	10	1	1	14	4	2	3			28
MCDONNELL	43	1	3	0	1	3	0	1	2	0	1	0	0		4
LOPEZ	45	0	0	0	0	1	0	1	0	1	0	0	0		12
WILLARD	15														
TEAM						6									
TOTALS		18	56	9	17	41	6	10	45	17	8	3			60

PERCENTAGES FG: 1st H 7-32 .212 2nd H 11-23 .478 Game .321
 FT: 1st H 6-10 .600 2nd H 3-7 .429 Game .529
 Shots Missed 46
 Team Reb'ds 6

CENTRAL CATHOLIC		FIELD GOALS				FREE THROWS		RE- BDS.	ASSTS	PER. FOULS	TOTAL POINTS	TURN- OVERS			MIN
NAME	NO.	MADE	ATT'D	MADE	ATT'D	MADE	ATT'D					OVERS	REC	BLK	
BARRON	10	0	6	0	0	2	1	1	0	1	2	0	0		13
VIRNIG	12	0	5	0	0	4	1	1	0	0	2	1	0		26
RYAN	14														
STENBERG	20														
KENT	22	3	9	0	11	5	2	3	6	2	2	1	0		25
MYERS	24	1	1	0	0	2	0	0	2	2	1	0	0		8
LEADON	30														
PARKER	32	7	15	1	3	6	0	4	15	8	2	0	0		27
CAMPBELL	34	0	1	0	1	5	0	2	0	5	0	0	0		18
HUTSON	42														
CEREGHINO	43	2	3	0	1	4	1	0	6	2	0	0	0		12
WARDEN	44	0	2	0	0	1	0	0	0	2	0	0	0		17
EDY	44	6	13	0	1	9	0	5	12	4	0	1	0		24
TEAM						9									
TOTALS		19	55	1	7	47	5	16	39	26	9	4			60

PERCENTAGES FG: 1st H 12-29 .414 2nd H 7-27 .259 Game .345
 FT: 1st H 0-1 .000 2nd H 1-6 .167 Game .143
 Shots Missed 43
 Team Reb'ds 9

OFFICIALS		SCORE BY PERIODS				TEAM		
NAME	NO.	1	2	3	4	PP	RP	G
SITAN, STARR		10	14	4	11			39
AND 350 (PST)								

OFFICIAL BASKETBALL BOX

NEWBERG SEASIDE		FIELD GOALS		FREE THROWS		RE- BDS.	ASSISTS	PER. FOULS	TOTAL POINTS	TURN- OVERS	REB.	BLK.	
NAME	NO.	MADE	ATT'D	MADE	ATT'D								
RAHIER	11	1	3	3	5	4	1	1	5	2	1	0	41
CAMPBELL	13	3	11	0	2	3	2	3	6	6	0	0	30
VP SCHARFF	15												30
VP PETERSON	21												
EVANS	23	0	0	0	0	1	0	0	0	0	0	0	2
JACKSON	25	4	17	2	3	8	2	1	10	1	3	0	31
FANGER	31	4	10	0	0	5	0	2	8	3	0	0	23
TACKER	33												
SCHLACHTER	41	5	12	4	6	10	1	1	14	4	2	3	28
MCDONNELL	43	1	3	0	1	3	0	1	2	0	1	0	4
LOPEZ	45	0	0	0	0	1	0	1	0	1	1	0	12
WILLARD	15												
TEAM						6							
TOTALS		18	56	9	17	41	6	10	45	17	8	3	160

PGS: 1st H 7-33 1.212 2nd H 11-23 1.478 Game 321
 FTs: 1st H 6-10 1.600 2nd H 3-7 1.429 Game 529

Shots Missed 46
 Team Reb'ds 6

CENTRAL CATHOLIC		FIELD GOALS				FREE THROWS		RE-BDS.	ASSISTS	PER. FOULS	TOTAL POINTS	TURN-OVERS			4th
NAME	NO.	MADE	ATT'D	MADE	ATT'D	MADE	ATT'D					OVERS	REC.	BLK.	
BARRON	10	0	6	0	0	2	1	1	0					13	
VIRNIG	12	0	5	0	0	4	1	1	0					26	
RYAN	14														
STENBERG	20														
KENT	32	3	9	0	11	5	2	3	6					25	
MYERS	24	1	1	0	0	2	0	0	2					8	
LEADON	30														
PARKER	32	7	15	1	3	6	0	4	15					27	
CAMPBELL	34	0	1	0	1	5	0	2	0					18	
HUTSON	42														
CEREGHINO	43	2	3	0	1	4	1	0	4					12	
WARREN	44	0	2	0	0	1	0	0	0					1	
EDDY	51	6	13	0	1	9	0	5	12					24	
TEAM						9									
TOTALS		19	55	1	7	47	5	16	39					160	

PGS: 18 R 15-29 425 and 17-27 288

PGS: 1st H 12-29 1.429 2nd H 17-27 1.259 Game 345
 FTs: 1st H 0-1 .000 2nd H 1-6 .167 Game 143

Shots Missed 42
 Team Reb'ds 9

RECORDS STAN STARR
 OWN 350 (EST)

SCORE BY PERIODS		1	2	3	4	FT	FT	G
CENTRAL CATHOLIC		10	14	4	11			39
NEWBERG		7	12	11	11			39

LAKE OSWEGO		FIELD GOALS				FREE THROWS				RE- BDS.	ASSISTS	PER. FOULE	TOTAL POINTS	TURN- OVERS		
NAME	NO.	MADE	ATT'D	MADE	ATT'D	MADE	ATT'D	MADE	ATT'D					REB.	AST.	BLK.
SCOTTY	21	3	5	2	3	6	2	4	8					3	0	3
VAUTER	22	2	2	5	7	0	0	1	9					0	0	0
PULLICK	23	0	1	2	3	3	3	1	7					2	0	0
MORAN	24															
NIEBURGAL	25	1	4	2	2	3	2	0	4					2	0	0
BEATTY	30															
LEINBACK	31															
BLINNELL	32															
NELDWIN	33	8	12	3	4	7	1	1	19					4	1	0
SPEAR	34															
TALBOT	41	2	5	0	0	8	1	5	4					2	0	0
FIXHARDS	42															
TEAM						3										
TOTALS		16	29	14	19	30	9	12	46					10	1	3

FGS: 1st H 10-17 .588 2nd H 6-12 .500 Game 552
 PERCENTAGES
 FTs: 1st H 1-3 .333 2nd H 13-16 .813 Game 737

Shots Missed 18
 Team Reb'ds 3

CLACKAMAS		FIELD GOALS				FREE THROWS				RE- BDS.	ASSISTS	PER. FOULE	TOTAL POINTS	TURN- OVERS		
NAME	NO.	MADE	ATT'D	MADE	ATT'D	MADE	ATT'D	MADE	ATT'D					REB.	AST.	BLK.
BAIR	10	2	7	0	0	0	2	4	4					1	1	0
BOLT	14	7	14	1	3	2	4	5	15					0	3	0
WINTERS	20	0	1	1	2	2	2	4	1					1	0	0
HASHLEN	22															
CARTER	24															
BETTENDORF	30															
RAINFORTH	32															
JOHNSON	34	1	4	2	2	7	1	2	4					1	0	0
WELLS	40															
SCHULLENBERG	42	1	4	1	2	3	1	2	3					0	0	0
BIRCH	44															
HALLAMIN	50															
SPRINGER	52	2	11	2	4	5	1	1	6					0	0	1
BASS	54	1	4	3	4	1	1	1	5					1	1	0
TOTALS		14	45	10	17	26	12	19	38					4	5	1

FGS: 1st H 9-21 .429 2nd H 9-24 .375 Game 311
 PERCENTAGES
 FTs: 1st H 1-2 .500 2nd H 9-15 .600 Game 588

Shots Missed 38
 Team Reb'ds 6

OFFICIALS KEENAN, HERRMANN

SCORE BY PERIODS

CROWD 150 (EST.)

DATE DEC 16, 1982

	1	2	3	4	EP	EP	G
CLACKAMAS	8	11	5	14			38
LAKE OSWEGO	10	11	5	20			46

LAKE OSWEGO		FIELD GOALS		FREE THROWS		RE-	ASSISTS	PER.	TOTAL	TURN-	REC.	BLK
SCORE		MADE	ATT'D	MADE	ATT'D	BDS.		FOULS	POINTS	OVERS		
SCOTTY	21	3	5	2	3	6	2	4	8	0	0	3
VAWTER	22	2	2	5	7	0	0	1	9	0	0	0
BULLOCK	23	0	1	2	3	3	3	1	2	2	0	0
MORAN	24											
NIEBERGAL	25	1	4	2	2	3	2	0	4	2	0	0
BEATTY	30											
LEINMACK	31											
BUNNELL	32											
NEUDLIN	33	8	12	3	4	7	1	1	19	4	1	0
SPEAR	34											
TALBOT	41	2	5	0	0	8	1	5	4	2	0	0
EDWARDS	42											
TEAM						3						
TOTALS		16	29	14	19	30	9	12	46	10	1	3

FGS: 1st H 10-17 / .588 2nd H 6-12 / .500 Game 552 Shots Missed 18
 PERCENTAGES FTs: 1st H 1-3 / .333 2nd H 13-16 / .813 Game 737 Team Reb'ds 3

CLACKAMAS		FIELD GOALS		FREE THROWS		RE-	ASSISTS	PER.	TOTAL	TURN-	REC.	BLK
SCORE		MADE	ATT'D	MADE	ATT'D	BDS.		FOULS	POINTS	OVERS		
BAIR	10	2	7	0	0	0	2	4	4	1	1	0
BOLT	14	7	14	1	3	2	4	5	15	0	3	0
WINTERS	20	0	1	1	2	2	2	4	1	1	0	0
HAEBLEN	22											
CARTER	24											
BETTENDORF	30											
RAINFORTH	32											
JOHNSON	34	1	4	2	2	7	1	2	4	1	0	0
WELLS	40											
SCHELLENBERG	42	1	4	1	2	3	1	2	3	0	0	0
BIRCH	44											
HALLADIN	50											
SPRINGER	52	2	11	2	4	5	1	1	6	0	0	1
BASS	54	1	4	3	4	1	1	1	5	1	1	0
TOTALS		14	45	10	17	26	12	19	38	4	5	1

FGS: 1st H 9-21 / .429 2nd H 5-24 / .208 Game 311 Shots Missed 38
 PERCENTAGES FTs: 1st H 1-2 / .500 2nd H 9-15 / .600 Game 588 Team Reb'ds 6

OFFICIALS KEENAN, HERRMANN
 CROWD 150 (EST.)
 DATE DEC 16, 1982

SCORE BY PERIODS					EP	EP	G
CLACKAMAS	8	11	5	14			38
LAKE OSWEGO	10	11	5	20			46

OFFICIAL BASKETBALL BOX

MEMBERS SCORE BOX		FIELD GOALS		FREE THROWS		RE- BDS.	ASSISTS	PER. FOULS	TOTAL POINTS	TURN- OVERS	SEC	MIN
		MADE	ATT'D	MADE	ATT'D							
PAINTER	11	3	3	0	0	4	2	3	6	4	1	0
CAMPBELL	13	3	3	0	0	1	2	2	6	3	5	0
EMMIS	23	0	0	0	0	0	0	0	0	0	3	0
JOHNSON	25	9	19	5	5	6	0	2	13	3	3	0
FANGER	31	1	3	0	0	2	0	1	2	2	3	0
GOLDBERG	35	1	2	2	4	3	2	4	6	1	5	0
MCINTOSH	42	1	1	0	0	7	0	0	2	0	2	0
LOPEZ	45	2	4	0	3	4	3	1	4	1	1	0
WILLARD	45	0	0	0	0	0	0	0	0	0	0	0
TUCKER	45	0	0	0	0	0	0	0	0	0	0	0
TEAM												
TOTALS		50	57	7	11	56	7	13	47	19	17	0

PGS: 1st H 10-9 526 2nd H 10-23 435 Game 10-76

PERCENTAGES

FTs: 1st H 10-1 100 2nd H 7-10 700 Game 1-36

Shots Missed 26

Team Reb'ds 3

MEMBERS SCORE BOX		FIELD GOALS		FREE THROWS		RE- BDS.	ASSISTS	PER. FOULS	TOTAL POINTS	TURN- OVERS	SEC	MIN
		MADE	ATT'D	MADE	ATT'D							
LIFE C. WOOD												
SCOTT	21	1	3	1	2	4	0	3	2	1	1	0
VILLOT	22	0	3	1	2	3	1	1	0	2	2	0
B. L. L.	22	1	3	0	2	3	3	1	9	2	2	0
MURAN	24	0	0	0	2	0	0	1	1	0	2	0
N. L. L.	25	2	3	2	3	1	6	1	10	3	1	0
B. L. L.	30	0	0	0	0	2	0	2	0	1	0	0
M. L. L.	32	0	0	0	1	0	1	0	0	0	1	0
M. L. L.	33	1	5	0	0	4	3	2	30	5	1	0
G. L. L.	34	0	2	2	2	1	0	0	2	0	1	0
T. L. L.	41	0	4	0	2	2	1	2	0	2	1	0
E. L. L.	42	0	0	0	0	0	0	0	0	0	0	0
L. L. L.	41	0	0	0	0	0	0	0	0	0	0	0
TEAM												
TOTALS		2	15	4	10	22	5	10	32	14	14	0

PGS: 1st H 10-1 100 2nd H 10-1 100 Game 10-1

Shots Missed 26

Team Reb'ds 3

FTs: 1st H 10-1 100 2nd H 10-1 100 Game 10-1

OFFICIALS

SCORE BY PERIODS

2000

1	2	3	4	EP	EP	G

OFFICIAL BASKETBALL BOX

NEWBERG PLAYER		FIELD GOALS		FREE THROWS		RE- BDS.	ASSISTS	PER. FOULS	TOTAL POINTS	TURN- OVERS	REB.	BLK.
		MADE	ATT'D	MADE	ATT'D							
RATIGER	11	3	3	0	0	4	2	3	6	4	1	6
CHAPMAN	13	3	0	0	0	1	2	2	6	4	5	0
EVANS	23	0	0	0	0	0	0	0	0	0	3	0
JACKSON	25	9	19	5	5	6	0	2	23	3	3	0
FANGER	31	1	3	0	0	3	0	1	3	2	2	0
SCHLACHTER	35	1	3	5	4	2	2	4	8	1	2	0
MCINTOSH	40	1	1	0	0	7	0	0	3	0	2	0
LOPEZ	45	2	4	0	2	4	3	1	4	1	1	0
WILLARD	15											
TOLSON	32	0	0	0	0	0	0	0	0	0	3	0
TEAM						2						
TOTALS		20	32	15	11	26	9	13	47	19	7	0

FGS: 1st H 9-24 52% 2nd H 10-23 43% Game 17%

Shots Missed 26

PERCENTAGES

FTs: 1st H 5-10 50% 2nd H 7-10 70% Game 63%

Team Reb'ds 3

LAKE OREGON PLAYER		FIELD GOALS		FREE THROWS		RE- BDS.	ASSISTS	PER. FOULS	TOTAL POINTS	TURN- OVERS	REB.	BLK.
		MADE	ATT'D	MADE	ATT'D							
SCOTT	21	1	3	1	0	4	0	3	3	1	1	0
VINOTER	22	0	3	1	0	2	1	1	1	0	2	0
DUNN	23	1	1	0	0	4	3	1	3	2	4	0
MCBRAN	24	0	0	1	3	0	0	1	1	0	2	0
NIEBERGER	25	2	3	7	7	1	6	1	6	3	1	0
DETTY	32	0	2	0	0	0	0	2	0	1	0	0
WILNHILL	33	0	2	0	1	0	1	0	0	0	1	0
MCDOLIN	32	1	3	2	2	4	3	1	3	5		0
SIGAR	34	0	2	2	2	1	0	0	2	0	0	0
TALBOT	41	1	4	0	0	3	1	2	4	2		0
ELWOOD	42	0	2	0	0	0	0	0	0	0	0	0
WILSON	43	0	0	0	0	0	0	0	0	0	0	0
TEAM						3						
TOTALS		2	14	5	10	17	5	3	33	14	9	0

FGS: 1st H 2-12 17% 2nd H 1-11 9% Game 13%

Shots Missed 20

PERCENTAGES

FTs: 1st H 2-3 67% 2nd H 3-7 43% Game 55%

Team Reb'ds 3

OFFICIALS

SCORE BY PERIODS

CHAND

	1	2	3	4	EP	EP	G
NEWBERG	16	16	15	10			57
LAKE OREGON	11	12	10	0			33

NAIA Official Box

GEORGE FOX

vs.

WESTERN OREGON

DATE DEC 19, 1982 AT GEORGE FOX COLLEGE ATTENDANCE 500 (est)
 OFFICIALS BOB WEST, LEE SHERKES GAME NO 10

GEORGE FOX		PTS	REB	AST	STL	BLK	FT%	3P%	TOTAL PTS	ASST.	STEALS	TURN-OVERS	MIN.
NO.	NAME												PLAYED
42	DUNN, RANDY	8	13	1	1	5	75	0	17	3	0	2	40
32	BAREHILL, BRIAN	3	8	2	2	1	50	0	4	2	0	0	37
39	MAUERMANN, DAVID	8	12	3	2	2	60	0	5	1	1	4	26
22	VASEY, AL	0	1	1	4	0	0	0	1	3	0	4	40
12	LOWE, BOB	0	2	0	1	0	0	0	0	2	0	1	17
54	WILSON, TODD	5	9	2	1	1	2	4	11	3	2	7	24
14	BETHMANN, TODD	0	0	0	0	0	0	0	0	0	0	0	2
50	WHITHAM, NATHAN	0	1	0	0	0	0	0	0	1	0	2	10
52	ALMQUIST, PAUL	0	0	0	0	0	0	0	0	0	0	0	1
30	RUSSELL, STEVE	0	0	2	2	0	0	0	0	0	0	0	1
20	MOUNT, MATT	0	0	0	0	1	0	0	0	0	0	0	1
TEAM		24	46	20	29	4	50	0	32	17	3	20	200

FG% 1st Half 13-24 / 54% FG% 2nd Half 11-24 / 45% 3P% 1st Half 0-0 / 0% 3P% 2nd Half 0-0 / 0%
 FT% 1st Half 7-11 / 63% FT% 2nd Half 13-18 / 72% Total FG% 50% Total 3P% 0% Total FT% 67%
 Dead Ball Rebounds 37 Team Rebounds 55

WESTERN OREGON		PTS	REB	AST	STL	BLK	FT%	3P%	TOTAL PTS	ASST.	STEALS	TURN-OVERS	MIN.
NO.	NAME												PLAYED
4	WALKER, BRIAN	1	6	2	1	0	0	0	3	0	0	2	19
11	CRABB, TERRY	0	0	0	0	0	0	0	0	2	2	1	16
12	OLSON, SCOTT	0	1	0	0	0	0	0	0	1	1	0	9
14	SHAW, JIM	4	6	6	3	0	60	0	13	2	0	4	24
20	BARENSE, DAN	1	3	2	0	0	0	0	3	2	0	1	16
22	MEEUWSEN, JEFF	3	6	2	1	0	1	0	8	1	1	3	30
24	AUSTIN, REBEL	4	8	0	0	0	0	0	8	5	2	1	21
30	AGOST, BRETT	5	7	2	2	0	50	0	11	0	0	1	27
32	LAURENCE, STEVE	1	1	0	0	0	0	0	2	0	0	0	3
43	HARRIS, DOUG	1	1	2	2	0	0	0	4	1	0	1	3
52	BAIL, LANCE	10	14	3	3	3	50	0	21	2	1	2	30
42	SMITH, J.R.	1	2	0	0	0	0	0	2	0	0	0	3
TEAM		31	55	11	24	5	47	0	76	16	7	16	200

FG% 1st Half 18-29 / 62% FG% 2nd Half 13-24 / 50% 3P% 1st Half 0-0 / 0% 3P% 2nd Half 0-0 / 0%
 FT% 1st Half 4-6 / 67% FT% 2nd Half 10-16 / 55% Total FG% 50% Total 3P% 0% Total FT% 58%
 Dead Ball Rebounds 47 Team Rebounds 63

RECORDS		GEORGE FOX	WESTERN OREGON
W	L	4-6	7-1
CONF	NON-CONF	0-0	0-0
OT	OT	0-0	0-0
TOTAL	TOTAL	40	36
PTS	PTS	33	35
REB	REB	55	63
AST	AST	20	16
STL	STL	3	7
BLK	BLK	4	5

NAIA

ABBREVIATED HALFTIME SUMMARY OF STATISTICS

GEORGE FOX vs. WESTERN OREGON DATE 12-19-82 GAME No. 10

TEAM STATISTICS

Visitors: WESTERN OREGON

Home: GEORGE FOX

SCORE	40	33
FIELD GOALS	18 of 29; 62%	13 of 22; 59%
FREE THROWS	4 of 6; 67%	7 of 11; 64%
REBOUNDS	Off: 6 Def: 6	Off: 7 Def: 7
ASSISTS	11	11
STEALS - BLOCKS	2 - 1	2 - 0
TURNOVERS	5	10
PERSONAL FOULS	10	9

INDIVIDUAL STATISTICS

No.

Name

No.

Name

SCORING LEADERS

52 BALL - 16

42 DUNN - 13

14 SHAW - 6

34 MAVERMAN - 12

REBOUND LEADERS

52 BALL - 7

42 DUNN - 4

14 SHAW - 2

32 BARKDOLL - 3

ASSIST LEADERS

24 AUSTIN - 5

22 VASEY - 4

54 WILSON - 3

STEAL LEADERS

PLAYERS WITH 3 OR MORE FOULS

NONE

34 MAVERMAN - 3

NAIA

Official Box

GEORGE FOX

WESTERN OREGON

vs

DEC 18, 1982

GEORGE FOX COLLEGE

ATTENDANCE

500 (est)

COACHES: ROB WILSON, LEE SPARKS

GAME NO.

10

GEORGE FOX														PTS	REB	ASTS	STLS	TOV	MIN						
42	DUNN, RANDY	8	13	1	15	5	12	3	27	1	0	2	40												
32	BARKHILL, BRIAN	3	8	2	2	1	4	2	8	3	0	0	37												
31	MAIERMANN, DAVE	8	12		3	2	6	5	17	1	1	4	26												
22	VASEY, AL	0	1	4	4	0	1	3	4	6	0	4	40												
12	LOWE, BOB	0	2	0	1	0	0	0	0	2	0	1	17												
54	WILSON, TODD	5	9		2	1	2	4	11	3	2	7	24												
14	RETHMAN, TODD	0	0	0	0	0	0	0	0	0	0	0	2												
50	WHITHAM, NATHAN	0	1	0	0	0	1	1	0	1	0	2	10												
52	ALMQUIST, PAUL	0	0	0	0	0	0	0	0	0	0	0	1												
30	RUSSELL, STAN	0	0		2	0	0	0	1	0	0	0	1												
20	MOUNT, MATT	0	0	0	0	1	0	1	0	0	0	0	1												
TEAM														4	5										
														24	46	10	29	4	32	21	65	17	3	20	200
														5:2		37.5									
														6:2		27.5									

WESTERN OREGON													
NO. (#)													
4	WALKER, BRIAN	1	6	2	1	0	1	1	3	0	0	2	19
11	CRABB, TERRY	0	0	5	0	1	1	2	1	2	2	1	16
12	OLSON, SCOTT	0	1	0	0	0	0	0	0	1	1	0	9
14	SHAW, JIM	4	6	6	3	3	6	3	13	2	0	4	24
20	BARENHISE, DAN	1	3	2	0	0	0	4	3	2	0	1	16
22	MEHLHUSEN, JEFF	3	6	2	1	0	1	2	8	1	1	3	30
24	AUSTIN, REBEL	4	9	0	0	0	0	5	8	5	2	1	21
30	AGOST, BRETT	5	7	2	2	1	3	3	11	0	0	1	27
32	LAURENCE, STEVE	1	1	0	0	0	0	1	2	0	0	0	3
43	HARRIS, BOUG	1	1	2	0	2	2	2	4	1	0	1	3
52	BALL, LANCE	10	14	3	3	10	13	3	21	2	1	2	30
42	SMITH, JR.	1	2	0	0	0	0	0	2	0	0	0	3
		31	55	124	5	17	22	26	76	16	7	16	200
TEAM													
FG% 1st Half 18-29 / 62		FG% 2nd Half 13-26 / 50		3P% 5-13 / 38		5P% 5-4		Dead Ball Rebounds 47					
FT% 1st Half 4-6 / 66		FT% 2nd Half 10-17 / 59		T% 5-13 / 38		5P% 5-3		Team Rebounds 15					

RECORDS												PTS	REB	ASTS	STLS	TOV	MIN
WESTERN OREGON												40	36				160
GEORGE FOX												33	35				176
RECORDS: GEORGE FOX												4-6					7-1
WESTERN OREGON												7-1					

NAIA

ABBREVIATED HALFTIME SUMMARY OF STATISTICS

GEORGE FOX vs. WESTERN OREGON DATE 12-18-82 GAME No. 10

TEAM STATISTICS

Visitors: WESTERN OREGON

Home: GEORGE FOX

SCORE

40

33

FIELD GOALS

18 of 29; 62%

13 of 22; 59%

FREE THROWS

4 of 6; 67%

7 of 11; 64%

REBOUNDS

Off: 6 Def: 6

Off: 7 Def: 7

ASSISTS

11

11

STEALS - BLOCKS

2 - 1

2 - 0

TURNOVERS

5

10

PERSONAL FOULS

10

9

INDIVIDUAL STATISTICS

No.

Name

No.

Name

SCORING LEADERS

52 BALL - 16

42 DUNN - 13

14 SHAW - 6

34 MAUSERMAN - 12

REBOUND LEADERS

52 BALL - 7

42 DUNN - 4

14 SHAW - 2

32 BARKDOLL - 3

ASSIST LEADERS

24 AUSTIN - 5

22 VASEY - 4

54 WILSON - 3

STEAL LEADERS

PLAYERS WITH 3 OR MORE FOULS

NONE

34 MAUSERMAN - 3

PACIFIC

...GATE 310 9

2014年12月17日

NAIA

ABBREVIATED HALFTIME SUMMARY OF STATISTICS

GEORGE FOX

vs.

PACIFIC

DATE DEC 16, 1982 GAME No. 9

TEAM STATISTICS

Visitors:

PACIFIC

Home:

GEORGE FOX

SCORE	9	34
FIELD GOALS	4 of 14 ; 29 %	16 of 21 ; 76 %
FREE THROWS	1 of 2 ; 50 %	2 of 6 ; 33 %
REBOUNDS	Off: 6 Def: 4	Off: 5 Def: 5
ASSISTS	3	13
STEALS - BLOCKS	1 - 1	10 - 1
TURNOVERS	15	5
PERSONAL FOULS	4	5

INDIVIDUAL STATISTICS

No.

Name

No.

Reb

SCORING LEADERS	54	WOEHLER - 4	54	WILSON - 8
	21	DRAGONICH - 2	34	MAUERMANN - 6
	31	VAN DYKE - 2	32	BARKDILL - 6
			42	DUNN - 6
REBOUND LEADERS	44	MANSER - 3	42	DUNN - 5
	54	WOEHLER - 3		
ASSIST LEADERS	44	MANSER - 1	34	MAUERMANN - 3
STEAL LEADERS			32	BARKDILL - 3
PLAYERS WITH 3 OR MORE FOULS		NONE		NONE

NAIA Official Box

GEORGE FOX

vs.

PACIFIC

DATE DEC. 16, 1982 AT GEORGE FOX COLLEGE ATTENDANCE 750(EST)
 COACHES LARRY WILKINS, CARL HEISLER GAME NO. 9

GEORGE FOX		PTS	FG	FT	REB	AST	BLK	STL	PER	TOTL	ACTS	PTS	TOTL	MIN.
					O	D	TOT							PLAYED
42	DUNN, RANDY	4	4	5	5	2	4	6	1	13	3	2	0	20
32	BARKOU, BRIAN	5	7	0	0	1	2	3	2	10	1	3	0	20
34	MAIER, MIKE DADE	3	3	0	0	0	1	1	3	6	3	4	1	20
22	VASEY, AL	2	2	0	0	0	0	0	0	4	3	2	5	15
12	LODGE, BOB	2	4	0	0	0	0	0	0	4	3	2	1	13
54	WILSON, TODD	4	7	0	0	0	0	0	2	8	2	2	1	20
14	REITHMAN, TODD	0	2	0	0	0	0	0	3	0	2	2	2	17
30	RUSSELL, STAN	0	3	3	6	0	1	1	0	3	1	2	0	10
10	PATTERSON, DIGHT	0	3	0	1	0	2	2	0	0	3	2	1	11
20	WHITTAM, NATHAN	4	4	2	4	3	1	4	1	10	0	1	2	17
32	ALMQUIST, PAUL	4	6	0	0	2	4	6	1	8	0	3	2	17
24	THORSEN, SCOTT	6	1	8	8	0	0	0	0	5	1	1	5	6
TOTAL		29	50	10	16	13	20	30	14	68	22	1	18	200

1ST 1/2 11-21 76.2 1ST 1/2 13-21 61.9 FG% Game 51.0 1ST 1/2 11-21 76.2 1ST 1/2 13-21 61.9
 2ND 1/2 11-21 76.2 2ND 1/2 8-10 80.0 FG% Game 62.5 2ND 1/2 11-21 76.2 2ND 1/2 8-10 80.0

PACIFIC		PTS	FG	FT	REB	AST	BLK	STL	PER	TOTL	ACTS	PTS	TOTL	MIN.
					O	D	TOT							PLAYED
12	DRAGONICH, JEFF	1	2	2	3	1	4	5	0	4	1	2	3	10
22	APPLEBY, MIKE	2	4	0	0	0	0	0	2	4	0	2	1	20
23	MALONE, ED	2	4	0	0	1	1	2	1	4	3	1	5	36
24	SCHMITT, KEVIN	3	5	0	0	0	2	2	5	6	1	2	2	21
30	MCCAULEY, KEVIN	1	7	0	1	1	2	3	1	2	2	1	1	18
31	VAN DYKE, MATT	1	4	0	0	1	0	1	0	2	1	2	4	25
44	MANSEN, JIM	1	7	2	4	4	1	5	1	4	3	2	3	21
51	BAUMAN, FRANK	3	8	0	0	1	2	3	2	6	1	2	2	20
54	WOELKER, TOM	3	9	0	0	2	1	3	0	6	0	2	4	21
TOTAL		17	50	4	8	16	15	31	12	38	12	1	25	200

1ST 1/2 11-21 76.2 1ST 1/2 13-21 61.9 FG% Game 51.0 1ST 1/2 11-21 76.2 1ST 1/2 13-21 61.9
 2ND 1/2 11-21 76.2 2ND 1/2 8-10 80.0 FG% Game 62.5 2ND 1/2 11-21 76.2 2ND 1/2 8-10 80.0

NO.	NAME	PTS	TOTL
44	MANSEN	1	1
52	ALMQUIST	1	1
42	DUNN	1	1
10	PATTERSON	1	1

SCORE BY HALVES	1	2	OT	OT	OT	TOTAL
PACIFIC	9	29				38
GEORGE FOX	34	34				68

RECORDS: GEORGE FOX 4-5 PACIFIC 0-5

REMARKS:

NAIA

ABBREVIATED HALFTIME SUMMARY OF STATISTICS

GEORGE FOX vs. PACIFIC DATE DEC 16, 1982 GAME No. 9

TEAM STATISTICS	Visitors: PACIFIC	Home: GEORGE FOX
SCORE	9	34
FIELD GOALS	4 of 14; 29 %	16 of 21; 76 %
FREE THROWS	1 of 2; 50 %	2 of 6; 33 %
REBOUNDS	Off: 6 Def: 4	Off: 5 Def: 5
ASSISTS	3	13
STEALS -- BLOCKS	1 - 1	10 - 1
TURNOVERS	15	5
PERSONAL FOULS	4	5

INDIVIDUAL STATISTICS	No.	Name	No.	Name
SCORING LEADERS	54	WOEHLER - 4	54	WILSON - 8
	21	DRAGOVICH - 2	34	MAUERMANN - 6
	31	VAN DIKE - 2	32	BARKDILL - 6
			42	DUNN - 6
REBOUND LEADERS	44	MANSER - 3	42	DUNN - 5
	54	WOEHLER - 3		
ASSIST LEADERS	44	MANSER - 1	34	MAUERMANN - 3
STEAL LEADERS			32	BARKDILL - 3
PLAYERS WITH 3 OR MORE FOULS		NONE		NONE

NAIA Official Box

CONCORDIA

PACIFIC

DATE DEC. 13, 1982 vs. GEORGE FOX COLLEGE ATTENDANCE 170 (55)
CAPTAIN GARY DANIELS, JIM MCNESELEY GAMES 3

NO. (#)	NAME	HOLADAY				FISCHER			PER POINTS	TOTAL POINTS	ASSTS	STEALS	TURN- OVERS	MIN PLAYED
		PTS	REB	AST	STL	O	D	TOV						
21	DRAGONVICH, JEFF	2	2	2	2	0	0	0	2	6	0	1	4	16
22	APPLEBY, MIKE	4	10	4	4	3	3	6	1	12	4	1	4	40
43	MALONEY, ED	2	4	3	5	0	2	2	1	7	0	0	1	22
24	SCHWABT, KEVIN	2	5	4	6	2	3	5	2	8	0	1	2	20
30	MCCOULEY, KEVIN	2	3	2	2	0	2	2	3	6	1	0	1	20
31	VAN DYKE, MATT	1	6	2	2	1	2	3	3	4	3	0	5	42
44	MANIER, JIM	3	4	3	4	3	3	8	1	9	3	0	0	32
35	BALMAIN, FRANK	1	2	1	2	0	3	3	1	3	0	0	1	17
54	WOCHLER, TOM	1	1	0	0	0	1	1	0	2	1	0	2	4
TEAM						4	2	6						
TOTAL		18	37	27	27	13	21	31	14	57	12	3	20	220
FG% 1st Half 8-17 .471		FG% 2nd Half 10-20 .500		FG% Game 18-37 .486		FT% 1st Half 10-11 .909		FT% 2nd Half 11-14 .786		FT% Game 21-25 .840		Dead Ball Rebounds 3		
												Team Rebounds 33		

NO. (#)	NAME	MIN	PTS	REB	AST	STL	BLK	TOV	PER	TOTAL POINTS	ASST.	STEALS	TURN- OVERS	MIN PLAYED
10	JOHNSON, KEN	2	4	0	0	1	0	1	5	4	2	2	1	12
12	TAYLOR, KEVIN	2	3	0	0	0	2	2	5	4	1	1	1	35
14	SAMPSON, JEROME	6	10	0	0	0	1	1	2	12	7	1	1	37
20	OFELT, CHRIS	0	1	0	0	0	0	0	0	0	1	0	1	8
24	RUEFFNER, BRIAN	4	11	4	6	2	1	3	3	12	0	1	1	32
30	AKER, SCOTT	3	8	0	0	0	3	3	2	6	2	1	4	30
32	SURRIDGE, TIM	0	1	0	1	0	1	1	2	0	0	1	0	11
34	MANGELS, JOHN	1	3	1	2	2	2	5	2	3	0	0	1	25
40	SPALDING, JEFF	3	5	5	6	1	1	2	2	11	0	1	4	32
42	SAMPLE, PAUL	0	0	0	0	0	0	0	0	0	0	0	0	2
TEAM						0	1	1						
TOTAL		21	46	10	15	6	6	14	23	52	13	8	14	220
FG% 1st Half 7-17 .412		FG% 2nd Half 14-29 .483		FG% Game 21-46 .457		Dead Ball Rebounds 0								
FT% 1st Half 10-11 .909		FT% 2nd Half 0-1 .000		FT% Game 10-11 .909		Team Rebounds 1								

RECORD				SCORE				TOTAL			
NO.	NAME	PTS	REB	AST	STL	BLK	TOV	PER	MIN	PTS	REB
3	ACKER	2	0	0	0	0	0	0	1	2	0
2	APPLEBY	22	1	0	0	0	0	0	1	1	0
40	SPALDING	1	0	0	0	0	0	0	1	0	0
RECORD: CONCORDIA 2-5				PACIFIC 1-5				TOTAL 52			
RECORD: CONCORDIA 2-5				PACIFIC 1-5				TOTAL 57			

NAIA

ABBREVIATED HALFTIME SUMMARY OF STATISTICS

PACIFIC

CONCORDIA

DATE 12-18-82 GAME No. 3

TEAM STATISTICS

Visitors: CONCORDIA

Home: PACIFIC

SCORE	24	26
FIELD GOALS	7 of 17; 41%	8 of 17; 47%
FREE THROWS	10 of 14; 71%	10 of 11; 91%
REBOUNDS	Off: 3 Def: 5	Off: 6 Def: 9
ASSISTS	5	6
STEALS - BLOCKS	4 - 1	2 - 0
TURNOVERS	7	11
PERSONAL FOULS	10	12

INDIVIDUAL STATISTICS

	No.	Name	No.	Name
SCORING LEADERS	40	SPALDING - 9	22	APPLEBY - 6
	24	RUFFNER - 6	44	MANZER - 6
REBOUND LEADERS	12	TALOR - 2	44	MANZER - 6
	24	RUFFNER - 2	22	APPLEBY - 3
ASSIST LEADERS	14	SAMPSON - 3	22	APPLEBY - 3
STEAL LEADERS				
PLAYERS WITH 3 OR MORE FOULS	NONE		30	MCCAULEY - 3
			31	VAN DYKE - 3

NAIA Official Box

CONCORDIA

PACIFIC

VS.

DATE DEC. 13, 1982

AT GEORGE FOX COLLEGE ATTENDANCE

100 (85)

COACHES GARY DANIELS, JIM MCNESELEY

GAME NO.

3

PACIFIC														
NO.	NAME	PTS	REB	AST	BLK	STL	TOV	PER	TOTAL	ASSISTS	STEALS	TURNS	MINS	
21	DRAEMKIL, JEFF	2	2	2	2	0	0	0	2	6	0	1	11	
22	APPLEBY, MIKE	4	10	4	4	3	3	6	1	12	4	1	40	
43	MALONE, ED	2	4	3	5	0	2	2	1	7	0	0	21	
24	SCHWARTZ, KEVIN	2	5	4	6	2	2	5	2	8	0	1	21	
30	MCNESELEY, KEVIN	2	2	2	2	0	2	2	2	6	1	0	21	
31	VAN DYKE, MATT	1	6	2	2	1	3	3	3	4	3	0	42	
44	MAYER, TIM	3	4	3	4	3	5	8	1	9	3	0	32	
35	DALMAN, FRANK	1	2	1	2	0	3	3	1	3	0	0	17	
54	WOCHLER, TOM	1	1	0	0	0	1	0	0	2	1	0	11	
TEAM		18	37	21	27	13	21	41	4	57	12	3	211	
FG% 1st Half		8-17	47	FG% 2nd Half		0-0	0	FG% Game		4-17	24	Reb. Ball Rebounds		3-6
FT% 1st Half		10-11	90	FT% 2nd Half		11-11	100	FT% Game		21-22	95	Team Rebounds		33-6

CONCORDIA													
NO.	NAME	PTS	REB	AST	BLK	STL	TOV	PER	TOTAL	ASSISTS	STEALS	TURNS	MINS
10	JOHNSON, KEVIN	2	4	0	0	1	0	1	5	4	2	2	13
12	TAYLOR, KEVIN	2	3	0	0	0	2	2	5	4	1	1	35
14	SAMPSON, JEROME	6	10	0	0	0	1	1	2	12	7	1	37
20	OFELT, CHRIS	0	1	0	0	0	0	0	0	0	1	0	8
24	RUFFNER, BRIAN	4	11	4	6	2	1	3	3	12	0	1	32
30	AKER, SCOTT	3	8	0	0	0	2	3	2	6	2	1	30
32	SURRIDGE, TIM	0	1	0	1	0	1	1	2	0	0	1	11
34	MANGELS, JOHN	1	3	1	2	2	3	5	2	3	0	0	25
40	SPALDING, JEFF	3	5	5	6	1	2	2	2	11	0	1	37
42	SAMPLE, PAUL	0	0	0	0	0	0	0	0	0	0	0	2
TEAM						0	1	1					
TOTALS		21	46	10	15	6	13	14	33	52	13	3	225
FG% 1st Half 7-17 41%		FG% 2nd Half 4-14 29%		FG% Game 11-31 35%		Reb. Ball Rebounds 0							
FT% 1st Half 10-14 71%		FT% 2nd Half 0-0 0%		FT% Game 10-14 71%		Team Rebounds 1							

SCORE BY HALVES				1	2	OT	OT	OT	TOTAL
CONCORDIA				24	6	2			32
PACIFIC				36	21	7			64
RECORD				CONCORDIA	2-5	PACIFIC	1-5		

NAIA

ABBREVIATED HALFTIME SUMMARY OF STATISTICS

PACIFIC

vs.

CONCORDIA

DATE 12-18-82

GAME No.

3

TEAM STATISTICS

Visitors: CONCORDIA

Home: PACIFIC

SCORE

24

26

FIELD GOALS

7 of 17; 41%

8 of 17; 47%

FREE THROWS

10 of 14; 71%

10 of 11; 91%

REBOUNDS

Off: 3 Def: 5

Off: 6 Def: 9

ASSISTS

5

6

STEALS - BLOCKS

4 - 1

2 - 0

TURNOVERS

7

11

PERSONAL FOULS

10

12

INDIVIDUAL STATISTICS

No.

Name

No.

Name

SCORING LEADERS

40 SPALDING - 9

22 APPLEBY - 6

24 RUFFNER - 6

44 MANZER - 6

REBOUND LEADERS

12 TALOR - 2

44 MANZER - 6

24 RUFFNER - 2

22 APPLEBY - 3

ASSIST LEADERS

14 SAMPSON - 3

22 APPLEBY - 3

STEAL LEADERS

PLAYERS WITH 3 OR

MORE FOULS

NONE

30 MCCATLEY - 3

31 VAN DYKE - 3

vs. WESTERN OREGON

1975	1976	1977	1978	1979	1980	1981	1982	1983	1984	1985	1986	1987	1988	1989	1990	1991	1992	1993	1994	1995	1996	1997	1998	1999	2000	2001	2002	2003	2004	2005	2006	2007	2008	2009	2010	2011	2012	2013	2014	2015	2016	2017	2018	2019	2020	2021	2022	2023	2024	2025	2026	2027	2028	2029	2030	2031	2032	2033	2034	2035	2036	2037	2038	2039	2040	2041	2042	2043	2044	2045	2046	2047	2048	2049	2050	2051	2052	2053	2054	2055	2056	2057	2058	2059	2060	2061	2062	2063	2064	2065	2066	2067	2068	2069	2070	2071	2072	2073	2074	2075	2076	2077	2078	2079	2080	2081	2082	2083	2084	2085	2086	2087	2088	2089	2090	2091	2092	2093	2094	2095	2096	2097	2098	2099	2100	2101	2102	2103	2104	2105	2106	2107	2108	2109	2110	2111	2112	2113	2114	2115	2116	2117	2118	2119	2120	2121	2122	2123	2124	2125	2126	2127	2128	2129	2130	2131	2132	2133	2134	2135	2136	2137	2138	2139	2140	2141	2142	2143	2144	2145	2146	2147	2148	2149	2150	2151	2152	2153	2154	2155	2156	2157	2158	2159	2160	2161	2162	2163	2164	2165	2166	2167	2168	2169	2170	2171	2172	2173	2174	2175	2176	2177	2178	2179	2180	2181	2182	2183	2184	2185	2186	2187	2188	2189	2190	2191	2192	2193	2194	2195	2196	2197	2198	2199	2200	2201	2202	2203	2204	2205	2206	2207	2208	2209	2210	2211	2212	2213	2214	2215	2216	2217	2218	2219	2220	2221	2222	2223	2224	2225	2226	2227	2228	2229	2230	2231	2232	2233	2234	2235	2236	2237	2238	2239	2240	2241	2242	2243	2244	2245	2246	2247	2248	2249	2250	2251	2252	2253	2254	2255	2256	2257	2258	2259	2260	2261	2262	2263	2264	2265	2266	2267	2268	2269	2270	2271	2272	2273	2274	2275	2276	2277	2278	2279	2280	2281	2282	2283	2284	2285	2286	2287	2288	2289	2290	2291	2292	2293	2294	2295	2296	2297	2298	2299	2300	2301	2302	2303	2304	2305	2306	2307	2308	2309	2310	2311	2312	2313	2314	2315	2316	2317	2318	2319	2320	2321	2322	2323	2324	2325	2326	2327	2328	2329	2330	2331	2332	2333	2334	2335	2336	2337	2338	2339	2340	2341	2342	2343	2344	2345	2346	2347	2348	2349	2350	2351	2352	2353	2354	2355	2356	2357	2358	2359	2360	2361	2362	2363	2364	2365	2366	2367	2368	2369	2370	2371	2372	2373	2374	2375	2376	2377	2378	2379	2380	2381	2382	2383	2384	2385	2386	2387	2388	2389	2390	2391	2392	2393	2394	2395	2396	2397	2398	2399	2400	2401	2402	2403	2404	2405	2406	2407	2408	2409	2410	2411	2412	2413	2414	2415	2416	2417	2418	2419	2420	2421	2422	2423	2424	2425	2426	2427	2428	2429	2430	2431	2432	2433	2434	2435	2436	2437	2438	2439	2440	2441	2442	2443	2444	2445	2446	2447	2448	2449	2450	2451	2452	2453	2454	2455	2456	2457	2458	2459	2460	2461	2462	2463	2464	2465	2466	2467	2468	2469	2470	2471	2472	2473	2474	2475	2476	2477	2478	2479	2480	2481	2482	2483	2484	2485	2486	2487	2488	2489	2490	2491	2492	2493	2494	2495	2496	2497	2498	2499	2500	2501	2502	2503	2504	2505	2506	2507	2508	2509	2510	2511	2512	2513	2514	2515	2516	2517	2518	2519	2520	2521	2522	2523	2524	2525	2526	2527	2528	2529	2530	2531	2532	2533	2534	2535	2536	2537	2538	2539	2540	2541	2542	2543	2544	2545	2546	2547	2548	2549	2550	2551	2552	2553	2554	2555	2556	2557	2558	2559	2560	2561	2562	2563	2564	2565	2566	2567	2568	2569	2570	2571	2572	2573	2574	2575	2576	2577	2578	2579	2580	2581	2582	2583	2584	2585	2586	2587	2588	2589	2590	2591	2592	2593	2594	2595	2596	2597	2598	2599	2600	2601	2602	2603	2604	2605	2606	2607	2608	2609	2610	2611	2612	2613	2614	2615	2616	2617	2618	2619	2620	2621	2622	2623	2624	2625	2626	2627	2628	2629	2630	2631	2632	2633	2634	2635	2636	2637	2638	2639	2640	2641	2642	2643	2644	2645	2646	2647	2648	2649	2650	2651	2652	2653	2654	2655	2656	2657	2658	2659	2660	2661	2662	2663	2664	2665	2666	2667	2668	2669	2670	2671	2672	2673	2674	2675	2676	2677	2678	2679	2680	2681	2682	2683	2684	2685	2686	2687	2688	2689	2690	2691	2692	2693	2694	2695	2696	2697	2698	2699	2700	2701	2702	2703	2704	2705	2706	2707	2708	2709	2710	2711	2712	2713	2714	2715	2716	2717	2718	2719	2720	2721	2722	2723	2724	2725	2726	2727	2728	2729	2730	2731	2732	2733	2734	2735	2736	2737	2738	2739	2740	2741	2742	2743	2744	2745	2746	2747	2748	2749	2750	2751	2752	2753	2754	2755	2756	2757	2758	2759	2760	2761	2762	2763	2764	2765	2766	2767	2768	2769	2770	2771	2772	2773	2774	2775	2776	2777	2778	2779	2780	2781	2782	2783	2784	2785	2786	2787	2788	2789	2790	2791	2792	2793	2794	2795	2796	2797	2798	2799	2800	2801	2802	2803	2804	2805	2806	2807	2808	2809	2810	2811	2812	2813	2814	2815	2816	2817	2818	2819	2820	2821	2822	2823	2824	2825	2826	2827	2828	2829	2830	2831	2832	2833	2834	2835	2836	2837	2838	2839	2840	2841	2842	2843	2844	2845	2846	2847	2848	2849	2850	2851	2852	2853	2854	2855	2856	2857	2858	2859	2860	2861	2862	2863	2864	2865	2866	2867	2868	2869	2870	2871	2872	2873	2874	2875	2876	2877	2878	2879	2880	2881	2882	2883	2884	2885	2886	2887	2888	2889	2890	2891	2892	2893	2894	2895	2896	2897	2898	2899	2900	2901	2902	2903	2904	2905	2906	2907	2908	2909	2910	2911	2912	2913	2914	2915	2916	2917	2918	2919	2920	2921	2922	2923	2924	2925	2926	2927	2928	2929	2930	2931	2932	2933	2934	2935	2936	2937	2938	2939	2940	2941	2942	2943	2944	2945	2946	2947	2948	2949	2950	2951	2952	2953	2954	2955	2956	2957	2958	2959	2960	2961	2962	2963	2964	2965	2966	2967	2968	2969	2970	2971	2972	2973	2974	2975	2976	2977	2978	2979	2980	2981	2982	2983	2984	2985	2986	2987	2988	2989	2990	2991	2992	2993	2994	2995	2996	2997	2998	2999	3000	3001	3002	3003	3004	3005	3006	3007	3008	3009	3010	3011	3012	3013	3014	3015	3016	3017	3018	3019	3020	3021	3022	3023	3024	3025	3026	3027	3028	3029	3030	3031	3032	3033	3034	3035	3036	3037	3038	3039	3040	3041	3042	3043	3044	3045	3046	3047	3048	3049	3050	3051	3052	3053	3054	3055	3056	3057	3058	3059	3060	3061	3062	3063	3064	3065	3066	3067	3068	3069	3070	3071	3072	3073	3074	3075	3076	3077	3078	3079	3080	3081	3082	3083	3084	3085	3086	3087	3088	3089	3090	3091	3092	3093	3094	3095	3096	3097	3098	3099	3100	3101	3102	3103	3104	3105	3106	3107	3108	3109	3110	3111	3112	3113	3114	3115	3116	3117	3118	3119	3120	3121	3122	3123	3124	3125	3126	3127	3128	3129	3130	3131	3132	3133	3134	3135	3136	3137	3138	3139	3140	3141	3142	3143	3144	3145	3146	3147	3148	3149	3150	3151	3152	3153	3154	3155	3156	3157	3158	3159	3160	3161	3162	3163	3164	3165	3166	3167	3168	3169	3170	3171	3172	3173	3174	3175	3176	3177	3178	3179	3180	3181	3182	3183	3184	3185	3186	3187	3188	3189	3190	3191	3192	3193	3194	3195	3196	3197	3198	3199	3200	3201	3202	3203	3204	3205	3206	3207	3208	3209	3210	3211	3212	3213	3214	3215	3216	3217	3218	3219	3220	3221	3222	3223	3224	3225	3226	3227	3228	3229	3230	3231	3232	3233	3234	3235	3236	3237	3238	3239	3240	3241	3242	3243	3244	3245	3246	3247	3248	3249	3250	3251	3252	3253	3254	3255	3256	3257	3258	3259	3260	3261	3262	3263	3264	3265	3266	3267	3268	3269	3270	3271	3272	3273	3274	3275	3276	3277	3278	3279	3280	3281	3282	3283	3284	3285	3286	3287	3288	3289	3290	3291	3292	3293	3294	3295	3296	3297	3298	3299	3300	3301	3302	3303	3304	3305	3306	3307	3308	3309	3310	3311	3312	3313	3314	3315	3316	3317	3318	3319	3320	3321	3322	3323	3324	3325	3326	3327	3328	3329	3330	3331	3332	3333	3334	3335	3336	3337	3338	3339	3340	3341	3342	3343	3344	3345	3346	3347	3348	3349	335
------	------	------	------	------	------	------	------	------	------	------	------	------	------	------	------	------	------	------	------	------	------	------	------	------	------	------	------	------	------	------	------	------	------	------	------	------	------	------	------	------	------	------	------	------	------	------	------	------	------	------	------	------	------	------	------	------	------	------	------	------	------	------	------	------	------	------	------	------	------	------	------	------	------	------	------	------	------	------	------	------	------	------	------	------	------	------	------	------	------	------	------	------	------	------	------	------	------	------	------	------	------	------	------	------	------	------	------	------	------	------	------	------	------	------	------	------	------	------	------	------	------	------	------	------	------	------	------	------	------	------	------	------	------	------	------	------	------	------	------	------	------	------	------	------	------	------	------	------	------	------	------	------	------	------	------	------	------	------	------	------	------	------	------	------	------	------	------	------	------	------	------	------	------	------	------	------	------	------	------	------	------	------	------	------	------	------	------	------	------	------	------	------	------	------	------	------	------	------	------	------	------	------	------	------	------	------	------	------	------	------	------	------	------	------	------	------	------	------	------	------	------	------	------	------	------	------	------	------	------	------	------	------	------	------	------	------	------	------	------	------	------	------	------	------	------	------	------	------	------	------	------	------	------	------	------	------	------	------	------	------	------	------	------	------	------	------	------	------	------	------	------	------	------	------	------	------	------	------	------	------	------	------	------	------	------	------	------	------	------	------	------	------	------	------	------	------	------	------	------	------	------	------	------	------	------	------	------	------	------	------	------	------	------	------	------	------	------	------	------	------	------	------	------	------	------	------	------	------	------	------	------	------	------	------	------	------	------	------	------	------	------	------	------	------	------	------	------	------	------	------	------	------	------	------	------	------	------	------	------	------	------	------	------	------	------	------	------	------	------	------	------	------	------	------	------	------	------	------	------	------	------	------	------	------	------	------	------	------	------	------	------	------	------	------	------	------	------	------	------	------	------	------	------	------	------	------	------	------	------	------	------	------	------	------	------	------	------	------	------	------	------	------	------	------	------	------	------	------	------	------	------	------	------	------	------	------	------	------	------	------	------	------	------	------	------	------	------	------	------	------	------	------	------	------	------	------	------	------	------	------	------	------	------	------	------	------	------	------	------	------	------	------	------	------	------	------	------	------	------	------	------	------	------	------	------	------	------	------	------	------	------	------	------	------	------	------	------	------	------	------	------	------	------	------	------	------	------	------	------	------	------	------	------	------	------	------	------	------	------	------	------	------	------	------	------	------	------	------	------	------	------	------	------	------	------	------	------	------	------	------	------	------	------	------	------	------	------	------	------	------	------	------	------	------	------	------	------	------	------	------	------	------	------	------	------	------	------	------	------	------	------	------	------	------	------	------	------	------	------	------	------	------	------	------	------	------	------	------	------	------	------	------	------	------	------	------	------	------	------	------	------	------	------	------	------	------	------	------	------	------	------	------	------	------	------	------	------	------	------	------	------	------	------	------	------	------	------	------	------	------	------	------	------	------	------	------	------	------	------	------	------	------	------	------	------	------	------	------	------	------	------	------	------	------	------	------	------	------	------	------	------	------	------	------	------	------	------	------	------	------	------	------	------	------	------	------	------	------	------	------	------	------	------	------	------	------	------	------	------	------	------	------	------	------	------	------	------	------	------	------	------	------	------	------	------	------	------	------	------	------	------	------	------	------	------	------	------	------	------	------	------	------	------	------	------	------	------	------	------	------	------	------	------	------	------	------	------	------	------	------	------	------	------	------	------	------	------	------	------	------	------	------	------	------	------	------	------	------	------	------	------	------	------	------	------	------	------	------	------	------	------	------	------	------	------	------	------	------	------	------	------	------	------	------	------	------	------	------	------	------	------	------	------	------	------	------	------	------	------	------	------	------	------	------	------	------	------	------	------	------	------	------	------	------	------	------	------	------	------	------	------	------	------	------	------	------	------	------	------	------	------	------	------	------	------	------	------	------	------	------	------	------	------	------	------	------	------	------	------	------	------	------	------	------	------	------	------	------	------	------	------	------	------	------	------	------	------	------	------	------	------	------	------	------	------	------	------	------	------	------	------	------	------	------	------	------	------	------	------	------	------	------	------	------	------	------	------	------	------	------	------	------	------	------	------	------	------	------	------	------	------	------	------	------	------	------	------	------	------	------	------	------	------	------	------	------	------	------	------	------	------	------	------	------	------	------	------	------	------	------	------	------	------	------	------	------	------	------	------	------	------	------	------	------	------	------	------	------	------	------	------	------	------	------	------	------	------	------	------	------	------	------	------	------	------	------	------	------	------	------	------	------	------	------	------	------	------	------	------	------	------	------	------	------	------	------	------	------	------	------	------	------	------	------	------	------	------	------	------	------	------	------	------	------	------	------	------	------	------	------	------	------	------	------	------	------	------	------	------	------	------	------	------	------	------	------	------	------	------	------	------	------	------	------	------	------	------	------	------	------	------	------	------	------	------	------	------	------	------	------	------	------	------	------	------	------	------	------	------	------	------	------	------	------	------	------	------	------	------	------	------	------	------	------	------	------	------	------	------	------	------	------	------	------	------	------	------	------	------	------	------	------	------	------	------	------	------	------	------	------	------	------	------	------	------	------	------	------	------	------	------	------	------	------	------	------	------	------	------	------	------	------	------	------	------	------	------	------	------	------	------	------	------	------	------	------	------	------	------	------	------	------	------	------	------	------	------	------	------	------	------	------	------	------	------	------	------	------	------	------	------	------	------	------	------	------	------	------	------	------	------	------	------	------	------	------	------	------	------	------	------	------	------	------	------	------	------	------	------	------	------	------	------	------	------	------	------	------	------	------	------	------	------	------	------	------	------	------	------	------	------	------	------	------	------	------	------	------	------	------	------	------	------	------	------	------	------	------	------	------	------	------	------	------	------	------	------	------	------	------	------	------	------	------	------	------	------	------	------	------	------	------	------	------	------	------	------	------	------	------	------	------	------	------	------	------	------	------	------	------	------	------	------	------	------	------	------	------	------	------	------	------	------	------	------	------	------	------	------	------	------	------	------	------	------	------	------	------	------	------	------	------	------	------	------	------	------	------	------	------	------	------	------	------	------	------	------	------	------	------	------	------	------	------	------	------	------	------	------	------	------	------	------	------	------	------	------	------	------	------	------	------	------	------	------	------	------	------	------	------	------	------	------	------	------	------	------	------	------	------	------	------	------	------	-----

WESTERN OREGON		POINTS							PER	TOTAL	STG	STG	TOTL	MINS.
		FG	FT	3P	REB	AST	BLK	STL	FOULS	PTS	PTS	PTS	PTS	PTS
4	WALKER, BILL	7	11	4	4	2	6	8	2	18	2	2	2	22
1	CRABB, ERIC	3	3	1	2	0	3	3	0	7	4	3	1	19
2	OLSON, GOTT	1	2	0	0	0	0	0	1	2	2	1	3	13
10	DARENOS, DAN	4	8	2	4	5	3	5	0	10	2	0	1	20
22	MEEUWS, JEFF	7	11	0	0	2	5	7	0	14	1	1	0	22
24	AUSTIN, REBEL	0	1	1	2	0	4	4	4	1	1	1	1	12
10	AGOST, ARBIT	3	10	5	8	4	3	7	1	11	1	0	0	14
11	SHAW, SIM	2	5	0	0	1	1	2	0	4	2	0	0	17
12	LAURENCE, STEVE	3	5	1	3	1	2	3	2	7	1	0	0	11
12	SMITH, G.R.	3	5	2	2	0	1	1	2	8	0	0	0	9
13	HARRIS, DUNCAN	3	6	1	2	1	1	2	4	7	1	0	2	10
2	GALL, NICK	4	10	6	1	0	4	4	4	14	1	1	1	22
		40	77	23	24	20	36	55	23	103	21	6	13	100

FG%	Game	49.1	FG%	Game	51.9	Dead Ball Rebounds	37
FG%	Game	49.1	FT%	Game	61.6	Team Rebounds	37

SCORE BY HALVES			1	2	OT	OT	OT	TOTAL
WESTERN OREGON	53	47						103
CONCORDIA	33	38						71
RECORDS:	CONCORDIA 2-1		WO OREGON					6-1
REPEATS:								

NAIA

ABBREVIATED HALFTIME SUMMARY OF STATISTICS

CONCORDIA

vs. WESTERN OREGON

DATE DEC 16, 1982 GAME No. 2

TEAM STATISTICS	Visitors: WESTERN OREGON	Home: CONCORDIA
SCORE	56	33
FIELD GOALS	24 of 39; 62%	11 of 39; 28%
FREE THROWS	9 of 9; 89%	11 of 15; 73%
REBOUND	Off: 7 Def: 20	Off: 12 Def: 9
ASSISTS	14	8
STEALS - BLOCKS	2 - 2	3 - 2
TURNOVERS	7	8
PERSONAL FOLLS	11	10

INDIVIDUAL STATISTICS	No.	Name	No.	Name
SCORING LEADERS	4	WALKER - 14	10	JOHNSON - 12
	52	BALL - 11	40	SPALDING - 7
	22	MEENWSEN - 8		
REBOUND LEADERS	20	BARENDSE - 4	34	MANGELS - 7
	22	MEENWSEN - 4	40	SPALDING - 5
	24	AUSTIN - 4		
ASSIST LEADERS	24	AUSTIN - 3	14	SAMPSON - 4
STEAL LEADERS				
PLAYERS WITH 3 OR MORE FOULS		NONE		NONE

13. WESTERN OREGON

FILED 2

[illegible]

				6	1	7											
28	74	13	11	22	78	10	29	71	5	7	2	100					

D:\H\H Fishound
T...n Fishound

BATTING			BOWLING			FIELDING		PER 100B	TOTAL POINTS	NETS	STE.	S	TURN- OVERS	MINS. PLAYED
NO.	0	1	2	3	4	5	6							
7	11	4	1	2	6	1	2	18	2	2	2	22		
3	3	1	2	0	3	3	0	7	4	3	1	19		
1	2	0	4	0	0	0	1	2	2	1	3	13		
4	8	2	1	5	3	1	0	10	2	0	1	20		
7	11	0	0	2	5	7	0	14	4	1	0	22		
0	1	1	2	0	4	4	4	1	4	1	3	22		
3	10	5	3	4	3	7	1	11	1	0	0	4		
2	5	0	2	1	1	2	3	4	2	0	0	7		
3	5	1	3	1	2	3	2	7	1	0	0	1		
3	5	2	2	0	1	1	2	8	0	0	0	8		
3	2	1	2	1	1	2	4	7	1	0	2	10		
4	10	6	7	0	4	4	4	14	1	1	1	22		

Dead Fish Bone Fish
Twin Fishbone

SCORED BY	1	2	OT	OT	TOTAL
LOU TERRE OREGON	56	47			103
CONCORDIA	33	38			71

RECORDS: CONCORDIA 2-4 1A, CFE 10 6-1

REMARKS:

NAIA

ABBREVIATED HALFTIME SUMMARY OF STATISTICS

CONCORDIA

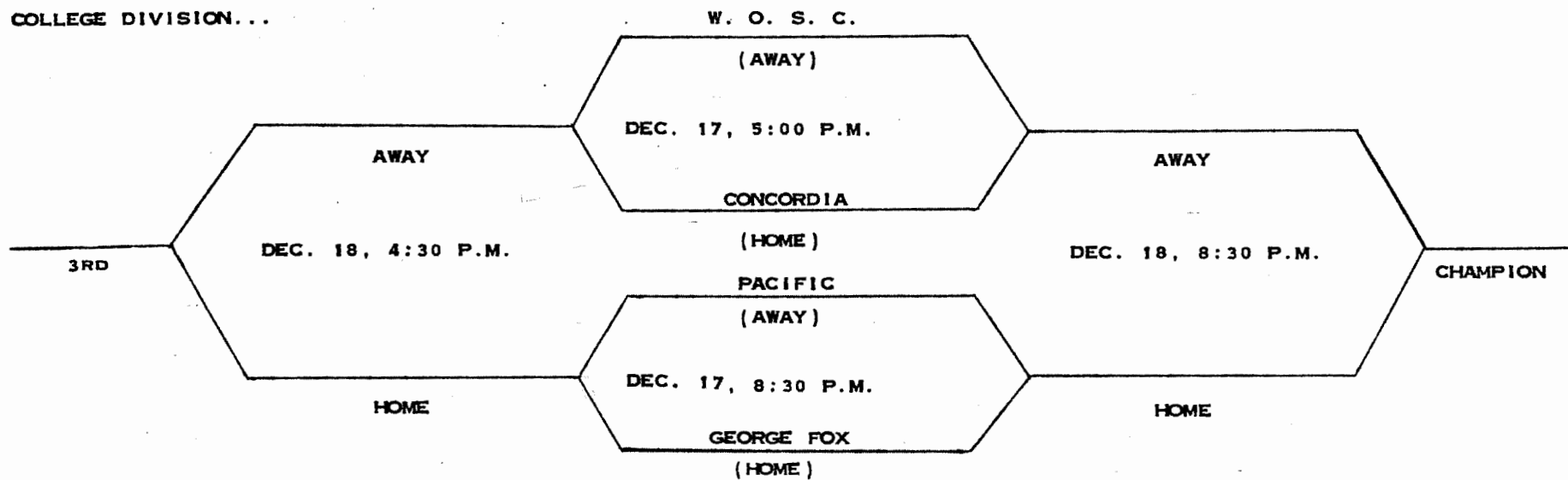
vs. WESTERN OREGON

DATE DEC 16 1982 GAME NO. 2

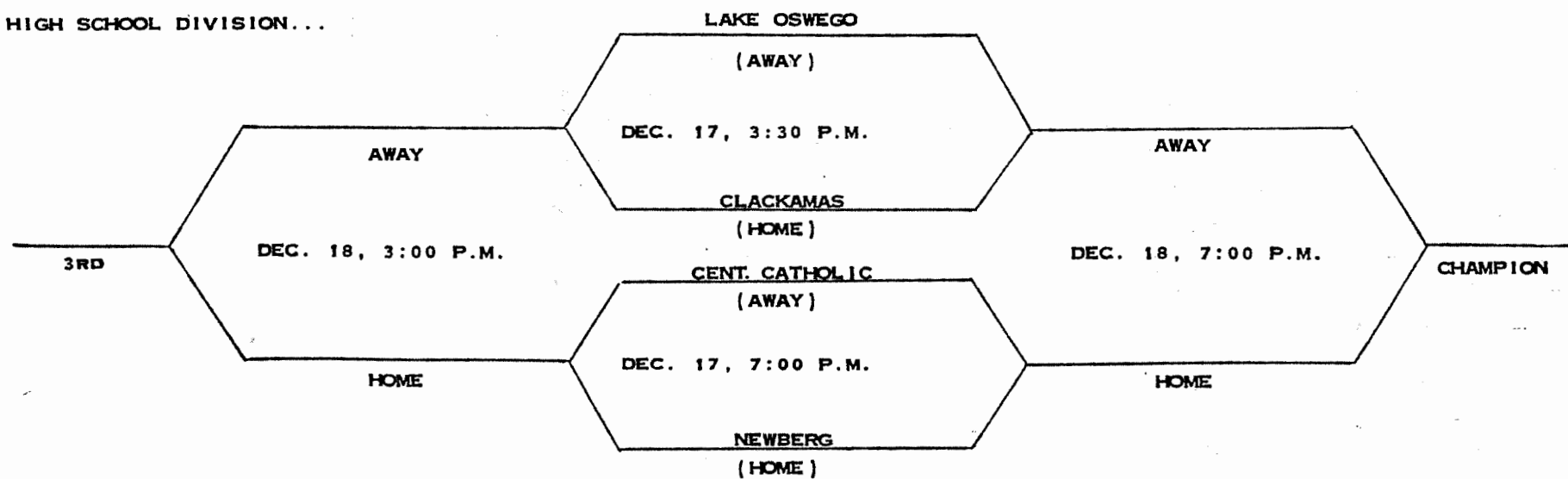
TEAM STATISTICS	Visitors: WESTERN OREGON	Home: CONCORDIA
SCORE	56	33
FIELD GOALS	24 of 39; 62%	11 of 39; 28%
FREE THROWS	9 of 9; 89%	11 of 15; 73%
REBOUNDS	Off: 7 Def: 20	Off: 12 Def: 9
ASSISTS	14	8
STEALS - BLOCKS	2 2	3 2
TURNOVERS	7	8
PERSONAL FOULS	11	10

INDIVIDUAL STATISTICS	No.	Name	No.	Name
SCORING LEADERS	4	WALKER - 14	10	JOHNSON - 12
	52	BALL - 11	40	SPALDING - 7
	22	MEEUWSEN - 8		
REBOUND LEADERS	20	BARENSE - 4	34	MANGELS - 7
	22	MEEUWSEN - 4	40	SPALDING - 5
	24	AUSTIN - 4		
ASSIST LEADERS	24	AUSTIN - 3	14	SAMPSON - 4
STEAL LEADERS				
PLAYERS WITH 3 OR MORE FOULS		NONE		NONE

COLLEGE DIVISION...

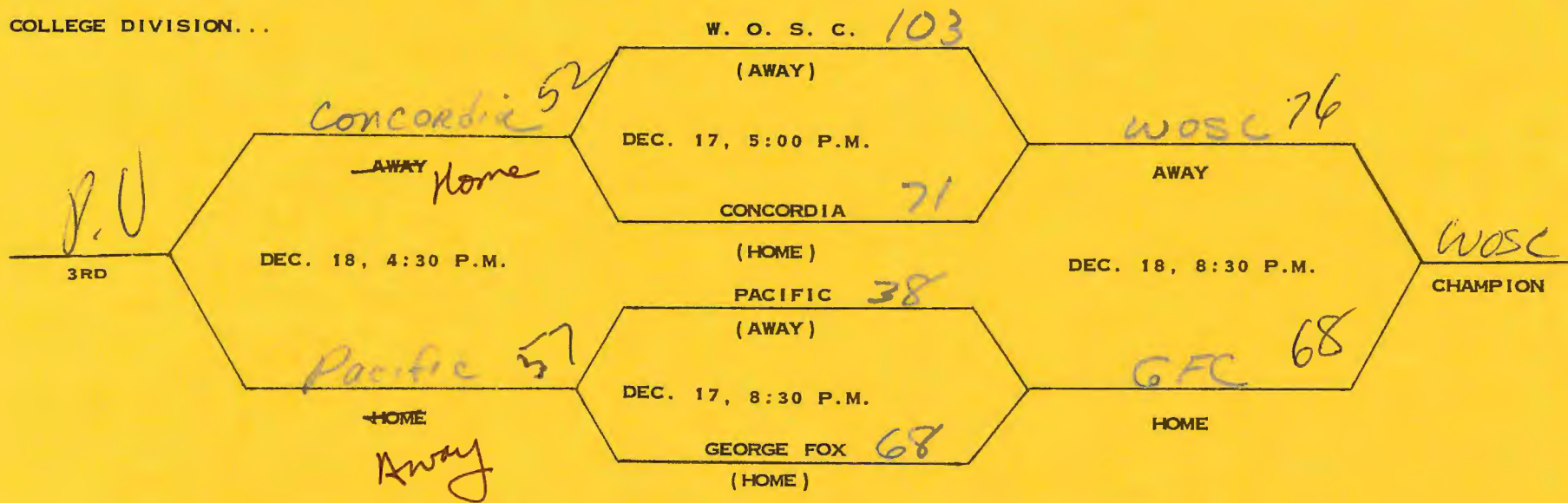


HIGH SCHOOL DIVISION...

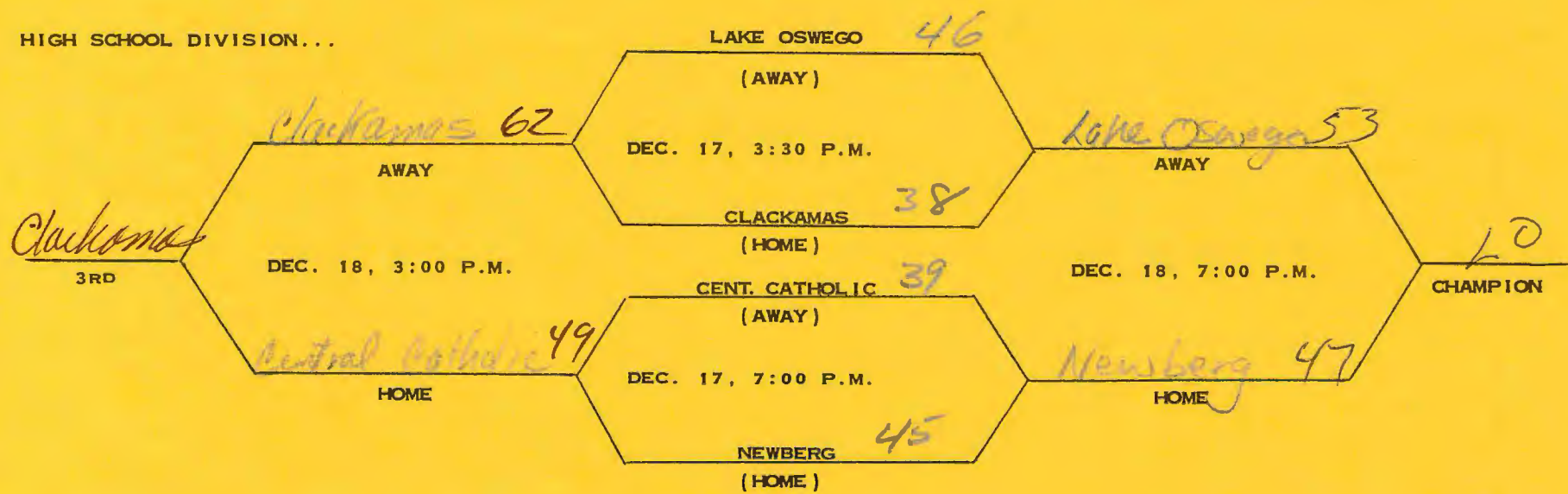


CFC/SID

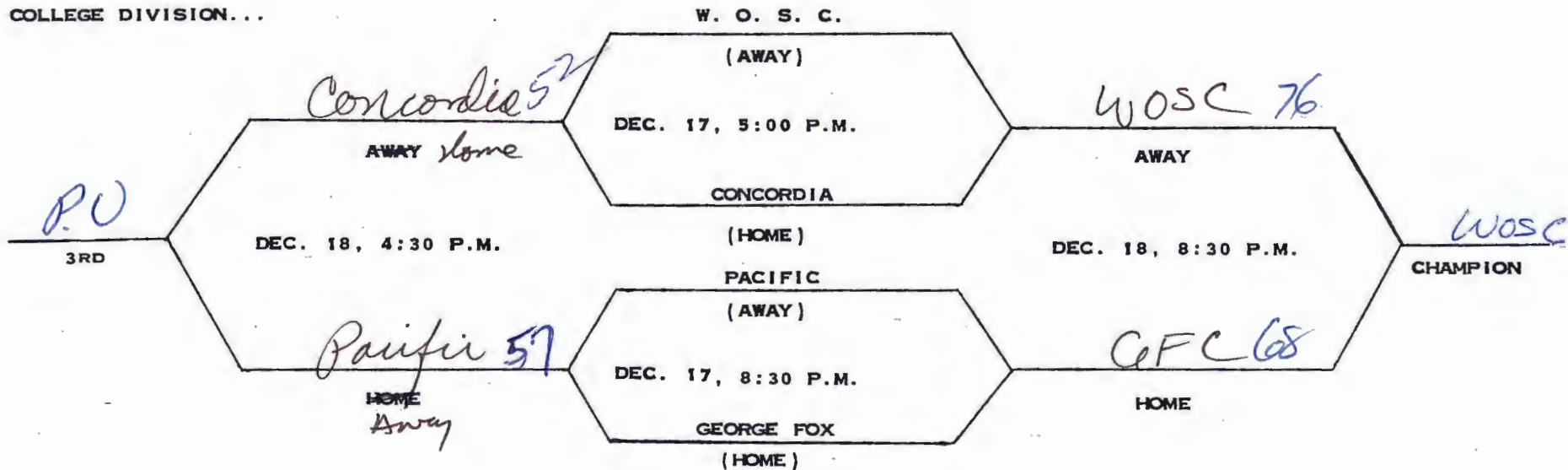
COLLEGE DIVISION...



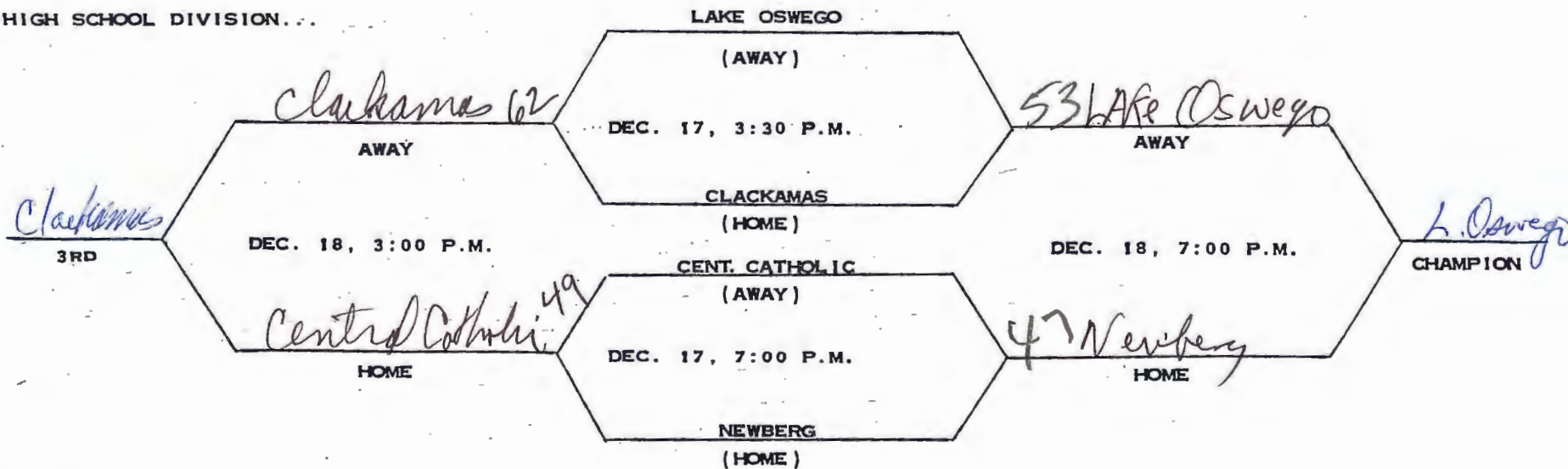
HIGH SCHOOL DIVISION...



COLLEGE DIVISION...



HIGH SCHOOL DIVISION...



7/28