

1983

1983 Media Guide

George Fox University Archives

Follow this and additional works at: https://digitalcommons.georgefox.edu/athletics_menbasketball


Recommended Citation

George Fox University Archives, "1983 Media Guide" (1983). *Men's Basketball*. 131.
https://digitalcommons.georgefox.edu/athletics_menbasketball/131

This Media Guide is brought to you for free and open access by the George Fox University Athletics at Digital Commons @ George Fox University. It has been accepted for inclusion in Men's Basketball by an authorized administrator of Digital Commons @ George Fox University. For more information, please contact arolfe@georgefox.edu.

George Fox College

BRUINS



Basketball
Media Guide 1983-84

FINGERTIP FACTS

College Location	Newberg, Oregon 97132 (11,000 pop.)
Founded	1891
Denomination Affiliation	Friends (Quaker)
Enrollment	675
College President	Dr. Edward Stevens
Athletic Director	Rich Allen
Basketball Coach	Mark Vernon
Sports Information Director	Barry Hubbell
Athletic Affiliations	Independent--NAIA, NCCAA
Home Court	Miller Gymnasium, Wheeler Sports Center
Seating Capacity	2,500
Colors	Old Gold, Navy Blue
Nickname	Bruins

HOW TO REACH US . . .

(College Switchboard 503/538-8383)

Basketball Coach Mark Vernon	ext. 254
	Home 538-1755
Baseball Coach Wade Witherspoon	ext. 255
	Home 538-5231
Track/Cross Country Coach Rich Allen	ext. 252
	Home 538-9875
Women's Basketball/Softball Coach Craig Taylor	ext. 250
	Home 538-8020
Women's Volleyball/ Assistant Men's Basketball Coach Steve Grant	ext. 253
	Home 363-7758
Women's Athletic Coordinator Marge Weesner	ext. 251
	Home 538-4358
Sports Information Director Barry Hubbell	ext. 224/255
	Home 538-4332

INDEX

Athletics at George Fox	2
Coach Mark Vernon	10
Coaching Assistant, Steve Grant	11
Coaches Records	30
Highlights of 1982-83	6
History of GFC Basketball	8
Hostesses/Hosts	18
Individual Honors	28
Media Services	Inside Back Cover
Miller Gym Records	24
NAIA	4
NAIA District 2	5
Nickname Bruin	2
Opponent Information	35-39
Outlook for 1983-84	9
Player Biographical	12-16
Rally Squad	18
Records	22-24
Roster of Players	20-21
Season Scores	31-34
Schedule 1983-84	Back Cover
Staff	17
Statistics, 1982-83 Accumulative	7
Top 10 Player Records	25-27
Value Point System	30
Wheeler Sports Center	3
Willcuts/Twenge Classic	40
Year-By-Year Leaders	29



ABOUT GEORGE FOX COLLEGE

George Fox College is the outgrowth of a desire by early Willamette Valley Quaker settlers who established Pacific Academy in 1885 for the Christian education of their children. The college division was organized in 1891 to provide more advanced instruction for students. In 1949, because of the many colleges in the Northwest with Pacific in their name, the College was renamed George Fox in honor of the founder of the Friends (Quaker) Church. The College is governed by a 42-member Board of Trustees elected by Northwest Yearly Meeting of Friends Church, which comprises more than 8,000 members in 57 churches in Oregon, Washington, and Idaho.

The 60-acre rural, tree-shaded campus a half-hour drive from Portland has undergone major expansion in the last six years with nine new buildings constructed at a total investment of nearly \$10 million. The new facilities include a \$2.7 million sports complex, an \$800,000 academic building, two residence halls in a \$1.25 million project, a \$1.3 million fine arts/religion center, a \$170,000 television center, a \$520,000 dining commons/student center expansion, a \$320,000 residence hall, and a \$2.6 million chapel/auditorium opened in the fall of 1982. A new \$100,000 all-weather track has been added, along with a new athletic field complex including baseball field, two softball diamonds and soccer field, completed in 1981.

College enrollment is 678.

Accredited by the Northwest Association of Secondary and Higher Schools, the College offers 27 majors in six divisions: Education, Fine and Applied Arts, Language Arts, Natural Science, Religion, and Social Science. George Fox is one of 13 members of the national Christian College Consortium. The College has a student-faculty ratio of 16/1, with about 55 percent of faculty members having doctorates.

George Fox students come from 17 states and 3 foreign countries. Nearly 40 religious denominations are represented on campus.

Alumni of George Fox are primarily in service-oriented vocations of Christian ministries, education, social work, and medical fields. The College's most prominent alumnus is the late President Herbert Hoover, who attended Pacific Academy.

GFC ATHLETICS

Intercollegiate athletics is an integral part of the overall education program at George Fox. Men's varsity athletic teams represent the College in baseball, basketball, track, and cross country.

George Fox College competes as an independent on the varsity level. Its schedules are coordinated with the Northwest Conference and with other independents in the Northwest. George Fox is a member of the National Association of Intercollegiate Athletics (NAIA), District 2, and the National Christian College Athletic Association, District 8.

Women students compete in volleyball, basketball, track, and softball. The College is a member of the Northwest College Women's Sports Association.

For students not participating in the varsity program, GFC has a complete intramural program including flag football, basketball, volleyball, softball, tennis, racquetball, and bowling.

Athletic facilities include the Coleman H. Wheeler Center for Sports and Physical Education; Colcord Field, which includes a football/soccer field and new all-weather rubberized track; and tennis courts. A new athletic field complex containing baseball diamond, two softball fields, soccer field, and archery range was completed in 1981.

Wheeler Center, completed in 1977 in a \$2.7 million project, includes the James and Lila Miller Gymnasium with three basketball courts and seating for up to 2,500; multipurpose, class, and weight rooms; faculty and administrative offices; handball courts; dressing and therapy rooms.


THE BRUIN NICKNAME

George Fox College is represented by the nickname and mascot "Bruin." But it's not always been so, even though it should have been.

The nickname comes from a real bear captured in 1887 just two years after Pacific Academy (the College's predecessor) was established. The small cub was captured in the coast range foothills west of Carlton when its mother was shot. The young cub was brought to campus by a student and later lived with a faculty member. When it grew to adulthood it was kept in a pit in what is now known as Hess Creek Canyon south of the campus. It escaped one too many times and was turned into steak for the dining table and the hide preserved on a frame and displayed in an early campus museum. When it deteriorated several years later, it was taken to a campus furnace room to be destroyed, but the framework proved a problem in dismantling, so it was left sitting in a corner. Students found the old Bruin skin later and began skirmishes over ownership, a tradition that continues 97 years later. "Bruin Junior," a replica, under a set of guidelines passed down for years, is fought over periodically in class competition, with the class able to physically drag the Bruin replica off campus declared the rightful owner until next "flashed."

Even with the Bruin tradition, somewhere along the line, the "Quaker" tag to athletic teams came into popularity with sports-writers because of the College's church affiliation, and that nickname was used, along with a mascot "Foxy George," a little fox with a Quaker hat. Both gained acceptance for a period in the 1950s and 1960s until a vote of faculty, students, and administration in 1970 reinstated the Bruin nickname to its rightful place.

THIS IS WHERE THE GAME IS PLAYED



George Fox College begins its seventh year in the Coleman H. Wheeler Center for Sports and Physical Education. Completed in June 1977, the \$2.7 million, 55,000-square-foot complex is the College's largest building. It contains the James and Lila Miller Gymnasium, the Bruin home court.

The sports center was designed by noted architect Pietro Belluschi, with a wooded canyon setting chosen as the center's location. The building features wood products and a large window area overlooking the adjacent natural terrain.

Three times larger than Hester Gymnasium, which it replaced, the Wheeler Center features a 116 x 174-foot gymnasium with three basketball courts and seating for 2,500 spectators. The gymnasium ceilings are 32 feet over the hardwood maple floor. The gym provides three volleyball courts and five badminton courts.

The building is entered on two levels—ground level on the east side through the nine doors for the general public and after crossing a 200-foot bridge; and on the second floor on the west side for campus personnel. There is a two-floor lobby featuring oak parquet floors.

Contained on the upper level are athletic administration and faculty offices, staff room, and class, weight, and multipurpose rooms.

The lower level contains a concession area and ticket sales area, dressing rooms, team rooms, laundry, equipment-issuing room, and storage space. An east wing of the building houses two handball courts.

The building is named for long-time Oregon lumberman Coleman H. Wheeler, former chairman of the board of Willamette Industries. The gymnasium is named for board member James Miller and his wife, Lila. He is the former president of Cascadia Lumber Co. The building was dedicated Oct. 17, 1977.

BRUINS COMPETE IN NAIA



The National Association of Intercollegiate Athletics (NAIA) is a completely autonomous association that administers programs leading to national championships in 15 events for more than 530 fully accredited four-year colleges and universities in all 50 states and Canada.

Established in 1940 as the National Association of Intercollegiate Basketball the NAIB evolved from the institution of a "National Small College Basketball Tournament" that was inaugurated in 1937. In 1952, the NAIB expanded to include tennis, outdoor track, and golf, and that year the organization was renamed the NAIA.

Since that time the NAIA has further enlarged to encompass football (two divisions were formed in 1970), cross country, baseball, and swimming, which were added to the NAIA championship program in 1956, wrestling (1958), soccer (1959), gymnastics (1964), indoor track (1956), ice hockey (1968), and volleyball (1969). In August of 1980 the NAIA, after a two-year study, initiated championships in nine events for women in the newly organized NAIA Women's Division.

With its national headquarters and staff located in Kansas City, Missouri, the NAIA is organized into 32 districts. The District Executive Committee is the governing body in each district, with the district chairman serving as the chief officer. Within the district an eligibility chairman and publicity chairman are appointed to handle various duties.

A major factor in the success of the NAIA program is the importance placed on "grass roots" organizations, in which each district administers and organizes the programs of the schools within their own district. The districts are usually small enough in the number of schools involved that each individual institution has a major voice in the policy and decision-making process within that district. This procedure carries forward to the national level, where each of the 32 districts has an equal voice in national matters.

The NAIA clearly outlines its own responsibilities and those of its members: a sound athletic program, administered and controlled by those responsible for the administration of the college or university. The NAIA's basic premise is that the athletic program is a basic component of the overall general educational process, and not an entity apart.

Member institutions must conduct their intercollegiate athletic programs to the standards of the regulatory Association in which they hold memberships, and the NAIA. They must pay the annual membership dues and be in support of the policies of the Association. Where institutional rules and standards are stricter than those of the regulatory group or the NAIA, those rules and standards of the institution are recognized and supported by the NAIA.

NAIA DISTRICT 2

George Fox College men's athletic teams compete in District 2 of the National Association of Intercollegiate Athletics (NAIA). Twenty teams currently make up the district, all but six within the state of Oregon. Four are in Hawaii, two in Idaho. Schools include the four members of the Northwest Conference, four members of the Evergreen Conference, and 12 independent schools, including George Fox.

The district tip-off and play-off guidelines are established by a basketball committee, composed of the coaches. The play-off system this year involves an eight-team tournament including the colleges rated highest by the "Sempert System," which awards points based on wins and losses against teams with winning and losing records. This year, for the first time, Hawaii schools will have their own playoffs. The 16 Northwest schools will conduct a separate District 2 playoff tournament.

Members of NAIA District 2 are Brigham Young—Hawaii, Chaminade University, College of Idaho, Columbia Christian, Concordia, Eastern Oregon State, George Fox, Hawaii Pacific, Judson Baptist, Lewis and Clark, Linfield, Northwest Nazarene, Oregon Institute of Technology, Pacific, Southern Oregon, University of Hawaii—Hilo, Warner Pacific, Western Baptist, Western Oregon State (formerly OCE) and Willamette.

George Fox College has been in the NAIA District 2 playoffs 9 of the last 13 years.

The Bruin district play-off record:

1970-71—Willamette University (lost 103-69)

1971-72—Willamette University (lost 69-60)

1972-73—Linfield College (won 95-88)

Pacific University (won 68-67) (District Title)

Defiance (Ohio) College (lost 82-62) (NAIA national championships)

1973-74—Pacific University (won 92-72)

Oregon Institute of Technology (lost 55-54)

1974-75—Oregon Institute of Technology (lost 72-56)

1976-77—University of Hawaii—Hilo (lost 85-79)

1977-78—Oregon Institute of Technology (lost 79-65)

1979-80—Oregon Institute of Technology (lost 69-67)

1980-81—Northwest Nazarene (lost 61-58)

THE SEMPERT SYSTEM: GETTING TO THE PLAYOFFS

The Sempert System, named for Coach Dean Sempert of Lewis and Clark College in Portland, is a system of points that are earned by each team in the district in the following manner:

Four (4) points for a win on the road against a better-than-.500 team.

Three (3) points for a win on the road against a less-than-.500 team.

Three (3) points for a win at home against a better-than-.500 team.

Two (2) points for a win at home against a less-than-.500 team.

One (1) point for a loss at home or on the road against a better-than-.500 team.

No (0) points for a loss at home or on the road against a less-than-.500 team.

(All neutral court games are counted as away games.)

1982-83 HIGHLIGHTS

It was a start.

That perhaps best summarizes the 1982-83 season and Coach Mark Vernon's first year as a collegiate basketball coach.

Going into the season he promised "we are rebuilding a tradition; it's time GFC got back to where it should be." He said it would take work and "we're going to work at it."

Vernon carried it out. It wasn't a championship season, but it was a start. George Fox finished 15-16, going under the .500 mark only in a loss in a championship tournament game to end the season.

That nearly even-up mark compared to 12-21 the previous season. It was a start and the key, perhaps, was the Vernon emphasis on defense.

The previous year the Bruins gave up points at the rate of 80.8 a game. Vernon promised "defense will be my number one concern." It worked. George Fox during the year gave up 69.3 points a contest.

Going down by a 0-3 count to start the season, the Bruins did not get on the winning side until 13 games into the season, then they did not go below .500 until the final games.

It brought back hope—and the fans.

Part of that fan loyalty was to watch one person in particular: GFC junior Randy Dunn. The 6-5 forward was the best all-around player in NAIA District 2 with the highest combination finish, leading all in rebounds at 11.8 a game and finishing second in scoring at 21.2.

It wasn't just the fans that noticed. So did other coaches and sportswriters. Dunn was named to the District All Star team for the second straight year and headed the All-Northwest second team. He was tabbed an NAIA All-America honorable mention.

After two seasons Dunn produced points and rebounds topped only by three- and four-year players. His 614 points marked just the second time a Bruin has ever reached 600 points in a season.

During the season the Bruins were 9-9 at home and 6-7 on the road. With Northwest Conference teams the Bruins were 6-3; with other district independents they were 8-8 (including 8-6 with other Christian colleges) and 0-2 with nondistrict and NCAA Seattle Pacific.

For just the fourth time in 13 years the Bruins failed to make the District 2 playoffs.

1982-83 STATISTICAL HIGHLIGHTS

Longest Win String—4 games

Longest Loss String—3 games

Most Points Scored—92 vs. Eastern Oregon (46) in Newberg

Fewest Points Scored—46 vs. Western Baptist (35) in Newberg

Most Points Allowed—104 vs. Warner Pacific in Seattle

Fewest Points Allowed—35 vs. Western Baptist in Newberg

Largest Margin of Victory—46 (92-46) vs. Eastern Oregon in Newberg

Largest Margin of Defeat—32 (94-62) vs. Seattle Pacific in Seattle

Most Individual Points—34 Randy Dunn vs. Seattle Pacific in Newberg

Most Individual Rebounds—19 Randy Dunn vs. Warner Pacific in Newberg, vs. Linfield in McMinnville, vs. Concordia in Portland.

1982-83 ACCUMULATIVE STATISTICS

Player	G	FG	FGA	PCT.	FT	FTA	PCT.	ORE	DRE	TRE	RPG	PF	BLKS	STL	AST	TP	PPG
Almquist, Paul	22	12	28	.429	2	10	.200	11	24	35	1.6	23	8	0	2	26	1.2
Barkdull, Brian	29	138	272	.507	46	59	.780	32	77	109	3.8	59	2	12	50	322	11.1
Dunn, Randy	29	246	441	.558	122	164	.744	132	211	343	11.8	65	8	27	64	614	21.2
Iverson, Scott	11	2	5	.400	4	5	.800	1	2	3	0.2	2	0	1	0	8	0.7
Lowe, Bob	11	26	58	.448	6	8	.750	5	7	12	1.1	9	1	9	26	58	5.3
Mauermann, Dave	31	148	271	.546	55	77	.714	66	132	198	6.4	116	19	27	69	351	11.3
Mount, Matt	12	5	17	.294	10	21	.476	3	14	17	1.4	11	0	3	9	20	1.7
Patterson, Dwight	23	8	26	.308	4	11	.364	3	10	13	0.6	26	2	11	34	20	0.9
Rettmann, Todd	24	7	22	.318	12	20	.600	2	2	4	0.2	22	0	3	25	26	1.1
Russell, Stan	27	25	64	.391	19	43	.442	9	26	35	1.3	35	3	15	31	69	2.6
Thompson, liley	21	89	170	.524	34	42	.810	38	72	110	5.2	67	6	9	41	212	10.1
Vasey, Al	31	25	64	.391	37	42	.881	10	21	31	1.0	59	7	32	135	87	2.8
Whitham, Nathan	23	20	35	.571	20	28	.714	13	32	45	1.9	26	2	4	12	60	2.6
Wilson, Tobi	31	121	250	.484	54	81	.667	32	62	94	3.0	102	5	45	75	296	9.5
TEAM REBOUNDS								84	42	126	4.1						
GFC	31	872	1724	.506	425	609	.698	439	738	1177	38.0	621	62	202	574	2174	70.1
OPPONENTS	31	874	1882	.464	396	611	.648	471	611	1082	34.9	597	46	225	490	2148	69.3

A LOOK AT THE PAST

The game of basketball was invented by Dr. James Naismith in 1891, and it took just seven years for it to be brought to George Fox College (then called Pacific College).

College board member and community leader T. W. Hester and others first saw the game played at the Portland YMCA. They were captivated by the new game and secured a ball, which they brought back to the College. The first exhibition game was played shortly thereafter, in the winter of 1898, and the first site was the third floor of the old Commercial Hotel on North Main Street because the College had no adequate space for the new sport.

The first gymnasium on the campus was the upper part of one wing of an old academy building (Hoover Hall), built in 1885 and torn down in the mid-1950s. A one-room wood gymnasium building was constructed in 1916 and served until 1946, when the College opened Hester Gymnasium, a concrete block structure built partly by student/faculty labor at a cost of \$40,000. The building, with a single hemlock playing floor and seating for 1,100, served through the 1976-77 season with opening of Wheeler Center.

College athletic affiliation in men's basketball over those years has gone from independent status to membership in the old Willamette Christian College Conference, the Metropolitan Conference, the Oregon Collegiate Conference, and back again to the present status as a major small college independent member of NAIA District 2 (joined in 1965). In 1973 George Fox was the district champion and has been in the district playoffs 9 of the last 13 years.

"Our greatest basketball year," according to a College publication, "The First Fifty Years" (published in 1941), "was reached in 1917 when Pacific College won the [Willamette Valley] league championship and defeated Oregon State College 34-25." There have, of course, been many significant wins, seasons, and players throughout the last 83 years. Much of that history, however, has been lost because of the lack of available information and incomplete records prior to NAIA membership in 1965. Highlights and records since that time appear on the following pages. Pre-NAIA statistics available show these marks: Bill Hopper with a 42-point game and 17 field goals, March 2, 1956, against the Greenleaf, Idaho, Town Team, and Cub Grimm in 1952-53 season with a 21.0 game average, and 26 free throws in a contest with the Oregon Medical School in 1953.



HOW IT LOOKS FOR 1983-84

Look for improvement in the 1983-84 Bruins. But if the looking is long, the record may not be what's hoped by Bruin Coach Mark Vernon.

After guiding his first college team to a 15-16 mark a year ago, Vernon is hoping for improvement. "Our goal is to be over .500 and make the [NAIA District 2] playoffs," says Vernon.

But he cautions that reaching the goal may not occur early. "We're a very young team and the future looks bright," Vernon says. "But we may take time to gel; we should get better as the year goes on." That description "young" includes both age (nine freshmen) and newness to the Bruin system (seven of the top Bruins new to the program). The Bruins have just two seniors and only one returning junior. "On paper this should be a building year," Vernon says. With optimism, however, he notes, "If our players mature fast enough we could have a good season; we should get tougher as the season goes along."

The Bruins' main weakness, perhaps, is the lack of NAIA experience. There's much talent in the fold, but most of it untested in either college ball or District 2 action.

Despite that observed weakness, Vernon, however, sparkles at what—or who—he has to build around. Few coaches can boast the talent of All-American candidate Randy Dunn, perhaps the best returning player in the district.

All Dunn did last season as a junior was lead NAIA District 2 in rebounding (11.8) and finish second in scoring (21.2). His combination finish was best among players in four Northwest states. His rebounding was 18th in the nation as he was chosen to the NAIA All-American Honorable Mention team to go with his All-District and All-Northwest honors.

But it's not a one-man show. The 1983-84 Bruins have more talent than a year ago, more depth than a year ago. Dunn this season will be allowed to be a full-time big forward. The new "true center" being counted on is 6-8 freshman Tom Ketelsen. Joining him in newcomers is 6-5 forward-center Kenny Stone, one of Southwest Washington's top high school players.

Another outstanding newcomer is 6-2 forward-guard Larry Jury, the top community college scorer last season in the state of Washington with 23 points a game at Big Bend.

Two outstanding high school teammates join up again as Greg Bolt and Scott Johnson put on Bruin uniforms. They played together at Clackamas High as they helped their team to a 22-4 record, seventh in Oregon prep action.

Overall, Vernon sees more of a running team, a better rebounding squad, and a team with better ball handling. "We should be exciting to watch," he says. And, as is a Vernon characteristic, look for defense to be emphasized.

EXPERIENCE CHART

Lettermen Returning: Randy Dunn, Matt Mount, Dwight Patterson, Todd Rettmann, Liley Thompson, Al Vasey

Starters Returning: Randy Dunn, Liley Thompson, Al Vasey

Newcomers: Greg Bolt, Todd Farmer, Scott Johnson, Larry Jury, Tom Ketelsen, Curtis Kimbrough, Mike Lightfoot, Kenny Stone, Virgil Voth

By Class: Senior—Randy Dunn, Liley Thompson; Junior—Greg Bolt, Larry Jury, Dwight Patterson; Sophomore—Matt Mount, Todd Rettmann, Al Vasey; Freshmen—Todd Farmer, Scott Johnson, Tom Ketelsen, Curtis Kimbrough, Mike Lightfoot, Kenny Stone, Virgil Voth

COACH MARK VERNON

Mark S. Vernon begins his second season at the George Fox College basketball helm. But the Bruin connection is much longer.

Vernon, 30, came to the College in 1975 as a student and basketball Bruin. Upon completion of his eligibility, he remained with GFC as an assistant for three years (1977-78, 79-80, and 81-82).

Then, with the departure of Sam Willard after six years as Bruin coach, the College began a six-week nationwide search that started with more than 70 names. In the end, the search committee found the new Bruin coach they were looking for was already on campus. Vernon was tapped in May of 1982.

A 1977 George Fox graduate, Vernon, as a senior, was named the College's Outstanding Physical Education Major. The same year he was named George Fox's Outstanding Young Person in Teacher Education by Phi Delta Kappa, a national professional educators society.

In the fall of 1981 Vernon joined the GFC physical education faculty as women's volleyball coach, women's tennis coach, and basketball assistant, along with teaching assignments and supervision of the College's Wheeler Sports Center.

The new coach was assistant for the Bruins while working on a master's degree in physical education at Linfield College, with work completed in 1982. Vernon teaches physical education classes in addition to his coaching duty.

In 1981 Vernon led the volleyball Bruins to a 14-14 season, a turnaround from a 4-16 season the year before. In 1982 he took the women's tennis to a 9-1 record. Previously, on a part-time basis, Vernon served as women's softball coach in 1980 and 1981.

As a basketball Bruin, Vernon was a guard, establishing the Bruins' all-time career high average in assists (3.9) at that time. He was named the team's Most Inspirational Player by his teammates as a senior, a year the Bruins were 20-9. During Vernon's two years in a Bruin uniform his teams were 39-17, and Vernon compiled statistics that place him number 2 in the Value Point System, preceded only by All-American Paul Cozens.

Vernon also played one year at Highline Community College, Seattle, receiving both Best Defense and Hustle awards. He also played ball at West Seattle High School, where he was named Outstanding Athlete of the Year as a senior.

While attending graduate school and helping with the Bruin program, Vernon also was a part-time teacher in the Newberg, McMinnville, and Canby school districts.

His previous coaching included elementary basketball teams in Newberg, helping with the Jack Ramsay summer basketball camps, and summers as sports director for Perry's Basketball camp.

Vernon and his wife, Denise, were married in August 1981. She is a dental assistant for Newberg dentist Lance Rosenau.

Vernon is a member of the Newberg Rotary Club.



ASST. COACH STEVE GRANT

Steve Grant is in his second year with the Bruins, being named in 1982 to the George Fox physical education teaching faculty and to serve as men's basketball assistant and head women's volleyball coach.

Grant, 37, replaced Mark Vernon as Vernon stepped up to the head basketball position. The Bruin assistant is a 1969 graduate of Biola, where as a guard for the Eagles he was named Most Valuable both his junior and senior years. He then was named assistant basketball coach for two years, also assisting in soccer.

At Western Baptist in 1981-82, Grant coached the women's basketball team and was head men's soccer coach, guiding the Warriors to an 8-4-3 mark. Grant previously was at Salem Academy for 10 years. For nine years, until 1980, he guided the basketball Crusaders. He coached varsity baseball for five seasons, then varsity women's volleyball for five years, leading Salem Academy to the playoffs each of those years.

In his first season with the volleyball Bruins, Grant guided his squad to a 15-6 record and regional playoffs. This year it was 11-18.

Currently working on a master's degree from Western Oregon State University, Grant and his wife, Kathleen, live in Salem. They have two children, Jeff, 11, and Bryan, 8.



ASST. COACH BOB LOWE

Bob Lowe is new to the coaching lineup, but he's not new to the Bruin program.

Filling a new position as a second assistant to Mark Vernon, Lowe is helping coach this year's Bruins while completing his bachelor's degree in education, with an emphasis in physical education.

A starting guard for the Bruins last year, Lowe (rhymes with "how") had his senior year and collegiate basketball career cut short after 11 games with a severe knee injury. The Bruins lost a shooting touch and a person with sharp court sense.


Now that court sense is put to use in daily practices as he instructs his successors. And Lowe also is assisting in recruiting and scouting for George Fox.

A transfer to George Fox last season from Carrol College and Lassen Community College, Lowe averaged six points a game at Lassen where as a sophomore he received the "Super Sub" award.

Lowe, 23, underwent knee surgery after his injury and spent weeks in a cast and on crutches. Now fully recovered and making Newberg his home while completing college, Lowe originally is from Redding, Calif.



THE BRUINS—AS INDIVIDUALS



Dunn

RANDY DUNN

Senior . . . 6-5 . . . 205 . . . Forward
Milwaukie, Ore. (Rex Putnam)

A potential NAIA All-American . . . an NAIA honorable mention choice last year . . . the best returning player in NAIA District 2 . . . finished last season as the best all-around district player as the top rebounder (11.8) and second in scoring (21.2) . . . eighteenth in the nation in rebounding . . . a first-team District 2 All-Star two straight years and a district "Player of the Week" . . . headed the All-Northwest second team of players in four states and British Columbia . . . holds five school records . . . named Most Valuable Player in National Christian College Athletic Association Region 8 . . . career rebounding average of 12.34 is the highest ever for a GFC player . . . scoring average for career (19.3) is third best ever, fifth in all-time scoring, topped only by four-year players . . . single game high of 33 points . . . single game high of 19 rebounds . . . a left-hander . . . quick . . . aggressive . . . cocaptain . . . a business major . . . Born June 25, 1961, son of LeRoy and Donna Dunn.


MARK'S REMARKS: "Randy is an absolute pleasure to coach; his attitude is as good as his ability; he works just as hard defensively as offensively; he deserves all the honors he is receiving"

Year	G	FG	%	FT	%	Rb.	Avg.	Ast.	Pts.	Avg.
81-82	33	238/447	.532	105/138	.761	422	12.8	116	581	17.6
82-83	29	246/441	.558	122/164	.744	343	11.8	64	614	21.2
Career	62	484/888	.545	227/302	.751	765	12.4	180	1195	19.3






Bolt



Farmer



Johnson

GREG BOLT

Junior . . . 6-4 . . . 185 . . . Guard
Portland, Ore. (Clackamas)

A transfer player who has helped both his high school and community college teams to league titles . . . won "Best Defense" award as he scored 6.7 points a game to help Chemeketa Community College (Salem) to the 1983 National Junior College Athletic Association Region 18 title . . . named honorable mention Oregon Community College Athletic Association All-Star . . . captained his high school team both as junior and senior, averaging 15.1 and 14.5 points a game . . . a first-team Wilco League pick both years and honorable mention All-State choice both seasons . . . helped his Clackamas team to Oregon State playoffs and seventh place record after 22-4 season . . . good defensive player . . . intelligent . . . good shooter . . . a starter . . . a business major . . . Born Jan. 2, 1963; son of William and Linda Bolt.

MARK'S REMARKS: "Greg is a winner from winning programs who is a good all-around, solid off guard . . ."

TODD FARMER

Freshman . . . 5-11 . . . 145 . . . Guard
Silverton, Ore. (Salem Academy)

An example of persistence, after being the last cut from the team a year ago . . . a summer of basketball play in Italy, Greece and Yugoslavia with Northwest Basketball Camp touring team has improved play . . . high school play of 13.7 points a game as a senior earned him Capital Conference All-League selection . . . named Most Valuable both junior and senior years, as well as best defensive player both years and best offense senior year . . . co-athlete of year for his high school . . . a physical education major . . . Born Mar. 22, 1964; son of James and LaDella Farmer.


MARK'S REMARKS: "Todd plays intelligent basketball; he's a good player to have on our bench ready to contribute . . ."

SCOTT JOHNSON

Freshman . . . 6-4 . . . 200 . . . Forward
Portland, Ore. (Clackamas)

One of a pair (with Greg Bolt) of Clackamas seniors who guided their team to 22-4 season and seventh in Oregon high school action . . . comes to the Bruins after a two-year layoff, transferring from Willamette, where he did not play . . . averaged 14.8 points a game for Clackamas, and 8.3 rebounds to earn honorable mention All-Metro and All-State selection . . . an intelligent player with good shot selection . . . fundamentally sound in defense . . . a math education major . . . Born Aug. 25, 1963; son of Terry and Ann Johnson.


MARK'S REMARKS: "Scott gives us added strength at forward, either as a starter or off the bench—his high school coaching (Jim Bair) serves him well . . ."



Jury



Ketelsen



Kimbrough

LARRY JURY

Junior . . . 6-2 . . . 180 . . . Forward/Guard
Indianapolis, Ind. (Geo. Washington)

Comes to the Bruins as the top community college scorer in Oregon and Washington last season, averaging 23 points a game at Big Bend Community . . . shot 51 percent from the field and 86 percent at the line . . . named to the Washington Community College All-Star team as he captained the Vikings to a 23-6 mark . . . a much-sought-after player . . . good outside shooting touch . . . good in a transition game . . . needs improvement on defense . . . a business/physical education major . . . Born Oct. 16, 1961; son of Annie Powe.

MARK'S REMARKS: "Larry is effective as either a starter as small forward or as a sixth man for the Bruins; he's mobile and a shooter and can help us"

TOM KETELSEN

Freshman . . . 6-8 . . . 220 . . . Center
Grants Pass, Ore. (Grants Pass)

A potential starter even as a freshman . . . perhaps the missing "big man" the Bruins have needed . . . averaged 10.3 points a game and 7.4 rebounds as a high school senior . . . an honorable mention all-state choice . . . his strength is his inside game and rebounding . . . also has a good outside touch . . . recruited by NCAA schools . . . a business major . . . Born Jan. 22, 1965; son of Irv and Carla Ketelsen . . . name pronunciation: rhymes with "Kettle."


MARK'S REMARKS: "Tom gives us added strength in the front; he's what we needed and with his willingness to learn he's going to get better consistently"

CURTIS KIMBROUGH


Freshman . . . 6-3 . . . 190 . . . Forward
Indianapolis, Ind. (Geo. Washington)

A late recruit who has become a pleasant surprise . . . eligible at the end of fall term . . . perhaps the best all-around defensive player in five or six years for the Bruins, according to Vernon . . . a good attitude with a willingness to work . . . a possible starter . . . in high school averaged 13 points a game, along with 10 rebounds . . . transferred from Baker University, where he did not play . . . a liberal arts major . . . Born Feb. 23, 1962, son of Mary Sanders. Name pronunciation: "Kimbro."


MARK'S REMARKS: "Curtis will do anything to help the team win; he can really help us and will be counted on when he's eligible"



Lightfoot



Mount



Patterson

MIKE LIGHTFOOT

Freshman . . . 6-4 . . . 170 . . . Forward

Kamiah, Idaho (Kamiah)

A walk-on who made the team by hard work . . . a high school background that includes All-State Honorable Mention as a senior and Most Improved designation for his team as a junior . . . six consecutive 19-point games as a senior . . . his strong point for the Bruins has been shooting . . . a learning year as he makes the adjustment from a small high school to college-level ball . . . a liberal arts major . . . Born Feb. 20, 1965; son of Mike and Ruth Lightfoot.

MARK'S REMARKS: "Mike has made the team by hard work, and he will need to continue to work hard to gain needed experience and strength"

MATT MOUNT

Sophomore . . . 6-0 . . . 175 . . . Guard

Bainbridge Island, Wash. (Bainbridge)

Greatly improved over last season, when he saw varsity action 12 games as a freshman . . . an off guard who is a good outside shooter . . . works hard on defense . . . in high school an Olympic League Coaches' All-Star Team choice as a senior . . . averaged 16 points a game for a team that went 20-4 . . . one 33-point game . . . a physical education major . . . Born Sept. 11, 1963; son of Howard and Helen Mount.

MARK'S REMARKS: "Matt is an intelligent player who gives us strength off the bench"

Year	G	FG	%	FT	%	Rb.	Avg.	Ast.	Pts.	Avg.
82-83	12	5/17	.294	10/21	.476	17	1.4	9	20	1.7

DWIGHT PATTERSON


Junior . . . 5-8 . . . 175 . . . Guard

Naselle, Wash. (Naselle)


A playmaking point guard . . . back for a second year with the Bruins after transferring from Central Washington, where he played jayvee ball . . . team defense is his strength . . . an all-league and all-district player as a high school senior . . . a math major . . . Born June 16, 1961; son of Lyle and Elaine Patterson.

MARK'S REMARKS: "Dwight is a very knowledgeable player who is fighting for the backup point guard position"

Year	G	FG	%	FT	%	Rb.	Avg.	Ast.	Pts.	Avg.
82-83	23	8/26	.308	4/11	.364	13	.6	34	20	.9



Rettmann



Stone



Thompson

TODD RETTMANN

Sophomore . . . 6-2 . . . 170 . . . Guard
Grants Pass, Ore. (Grants Pass)

Back for a second season after making the Bruin squad a year ago as a walk-on . . . a hard worker who averaged 1.1 points a year ago, seeing action in all but six games . . . in high school given Best Attitude and Hardest Worker awards and averaged 8.7 points a game . . . is fighting for back-up point guard position . . . good at driving to basket . . . a determined player who is working hard on shots . . . a physical education major . . . Born May 3, 1964; son of Chuck and Jo Rettmann.

MARK'S REMARKS: "Todd's main attribute is his defense, and he's a hard worker who gives us depth at guard . . ."

Year	G	FG	%	FT	%	Rb.	Avg.	Ast.	Pts.	Avg.
82-83	24	7/22	.318	12/20	.600	4	.2	25	26	1.1

KENNY STONE

Freshman . . . 6-5 . . . 175 . . . Center/Forward
Winlock, Wash. (Winlock)

Could start, even as a freshman . . . one of Southwest Washington's top high school players . . . led his squad with a 21.4 average and 11.2 rebounds a contest . . . has a seven-foot arm spread . . . played ball internationally before his senior year on a Washington touring team in Australia . . . named Most Valuable Player for Southwest Washington A League Cowlitz Division . . . Longview Daily News named him MVP of all players in B through AAA schools in Southwest Washington . . . recruited by 18 colleges . . . good shooting touch . . . intelligent passer . . . also will compete for the track Bruins in the high jump, where he has gone 6-7 . . . a liberal arts major . . . Born Aug. 19, 1965; son of Terry and Jeri Stone.

MARK'S REMARKS: "Kenny has the potential of being among the best in the district; we feel fortunate to have him; he'll be the best shot blocker GF's had . . ."


IILEY THOMPSON

Senior . . . 6-5 . . . 200 . . . Forward/Center
Vancouver, Wash. (Ridgefield High)


Brings experience to the Bruins . . . cocaptain . . . possible starter . . . a good outside shooter who averaged 10.1 points a game after becoming eligible at midseason last year after transferring . . . an intelligent player . . . good passer . . . tough inside . . . at Multnomah School of the Bible named two years to the Pacific Northwest Christian College conference all-star team, averaging 17 points a game and 10 rebounds . . . a business major . . . Born Aug. 11, 1960; son of Dr. Iiley and Laura Thompson . . . name pronunciation: rhymes with "Riley."

MARK'S REMARKS: "Iiley is a pleasure to coach and a key to our program; he's already won the biggest battle—being eligible this year . . ."

Year	G	FG	%	FT	%	Rb.	Avg.	Ast.	Pts.	Avg.
82-83	21	89/170	.524	34/42	.810	110	5.2	41	212	10.1



Vasey



Voth

AL VASEY

Sophomore . . . 6-0 . . . 175 . . . Guard
Sweet Home, Ore. (Sweet Home)

A sophomore starter for the Bruins after a fine freshman year in leading the team in assists . . . an excellent defensive player . . . received last year's Hustle and Defense Award . . . playmaking is a real strength . . . a fine shooter who only needs to shoot more . . . good all-around athlete with good court awareness . . . a first-team Timber Valley League All-Star for two years in high school, where he averaged 13 points a game . . . a business major . . . Born Dec. 25, 1963; son of Warren and Wilma Vasey . . . name pronunciation: rhymes with "K.C."

MARK'S REMARKS: "Al is probably the most underrated guard in the district; he's our glue who holds us together and one of the best guards GFC's had"

Year	G	FG	%	FT	%	Rb.	Avg.	Ast.	Pts.	Avg.
82-83	31	25/64	.391	37/42	.881	31	1.0	135	87	2.8

VIRGIL VOTH

Freshman . . . 6-6 . . . 200 . . . Center
Newberg, Ore. (Newberg)

One of two walk-ons for the Bruins . . . begins the season ineligible to play until the end of fall term while he picks up eligibility hours . . . a big player in size who is an asset in practice where he is gaining needed experience for game competition . . . averaged 4 points a game at Newberg High as a senior . . . a biology major . . . Born May 26, 1963; son of Elver and Barbara Voth . . . name pronunciation: "rhymes with both."

MARK'S REMARKS: "Virgil has a fine attitude and he fills his role well"

BRUIN STAFF

FRANK KYTE is the first to hold a full-time athletic trainer position at George Fox, one of the first small colleges in Oregon with such a position. The program is one he began to develop as a student at George Fox. He is a 1975 GFC graduate in physical education who developed his interest as a student trainer for basketball.

In 1977 Kyte completed a sports medicine program, receiving a master's degree from Portland State University and becoming a Certified Athletic Trainer. In addition to being responsible for the physical condition of all GFC athletes, Kyte supervises the athletic trainers program at the College, which began in 1979-80.

Kyte and his wife, Shirley, have a five-year-old daughter, Heather, and a two-year-old daughter, Shannon.



MIKE WIRTA is in his 13th year as George Fox basketball statistician. Called "Biggs" by his friends, Wirta is a 1974 George Fox graduate and perhaps one of the most loyal Bruin fans. A member of the College's physical plant staff, Wirta has the upkeep of the sports center as his major responsibility. A Newberg native, he devotes many volunteer hours to compiling statistics and records for the players and teams recorded in this book.



BARRY HUBBELL has directed the George Fox Sports Information program since 1970. He joined the College staff in 1968 as Director of Information and in 1972 was named Director of College Relations, overseeing all college publicity and promotion. A 1964 graduate of the College, he was a correspondent for Portland and Salem newspapers and a McMinnville radio station before assuming his George Fox positions.

In addition to his college role, he serves as publicity chairman for Northwest Yearly Meeting of Friends Church and is president of the organization's Publication Board.

He is a member of the NAIA Sports Information Directors Association and the College Sports Information Directors Association. In the last four years the organizations have awarded his publications 15 national awards, including five first places; included are those for best basketball press guides, best basketball programs and best track press guides.

SPORTS INFORMATION ASSISTANT—Russell Erickson
STATISTICAL ASSISTANTS—Scott Iverson, Becca Smith
BALL BOYS—Jerrie Lyda, Jeff Grant, Aaron Jackson
PEP BAND DIRECTOR—Ron Schock

BRUIN HOSTESSES




The College's "official greeters" to Bruin sports fans and for other special occasions, the 1983-84 Bruin Hostesses, were specially chosen from dozens volunteering. They provide service at home games—giving information, programs, refreshments to press members and statisticians, and smiles to all.

Back row (left to right) Joan Elam, a sophomore elementary education major from Wamic, Ore; Laurel Nordyke, a senior home economics major from Newberg. Front row (left to right): Becky Erickson, a senior Christian ministries major from Junction City, Ore; Teresa Black, a sophomore elementary education major from Portland; Kathy King, a junior sociology/psychology major from Newberg. Not pictured (with the Christian College Coalition Washington, D.C., program fall term) is Judi Puckett a junior business/home economics major from Spokane, Wash.

BRUIN RALLY SQUAD



Bruin basketball cheers are led by an eight-member squad chosen by a student-faculty committee. The members are (clockwise from left) Rich Person, a sophomore chemistry major from Vancouver, Wash.; Becky Johanson, a junior sociology major from Salem; Rich Miller, a sophomore communication arts major from Bothell, Wash.; Miriam Anderson, a sophomore business-economics major from Gresham; Howard Perry, a junior education major from Denair, Calif; Jane Harris, a sophomore interdisciplinary major from Beaverton; Julie Skiles, a sophomore business major from Gladstone; and Barbara Rowe, a junior music major from Banks, Ore.



Standing, left to right: Trainer Frank Kyte, Assistant Coach Steve G
Kenny Stone, Scott Johnson, Greg Bolt, Assi
Kneeling: Virgil Voth, Al Vasey, Matt Mount, Larry Jury, Todd

Name	Home	Away	Pos.	Height	Weight
BOLT, Greg	10	11	G	6-4	185
DUNN, Randy	42	43	F	6-5	205
FARMER, Todd	12	13	G	5-11	145
JOHNSON, Scott	50	51	F	6-4	200
JURY, Larry	30	31	F/G	6-2	180
KETELSEN, Tom	54	55	C	6-8	220
KIMBROUGH, Curtis	52	53	F	6-3	190
LIGHTFOOT, Mike	32	33	F	6-4	170
MOUNT, Matt	20	21	G	6-0	175
PATTERSON, Dwight	24	25	G	5-8	175
RETTMANN, Todd	14	15	G	6-2	170
STONE, Kenny	34	35	C/F	6-5	175
THOMPSON, Iley	40	41	F/C	6-5	200
VASEY, Al	22	23	G	6-0	175
VOTH, Virgil	—	—	C	6-6	200

NUMERICAL ROSTER

10/11 Greg Bolt

12/13 Todd Farmer

14/15 Todd Rettmann


20/21 Matt Mount

22/23 Al Vasey

24/25 Dwight Patterson

30/31 Larry Jury

83-84 BASKETBALL ROSTER



rant, Mike Lightfoot, Iiley Thompson, Randy Dunn, Tom Ketelsen,
stant Coach Bob Lowe, Coach Mark Vernon.

Rettmann, Todd Farmer, Dwight Patterson, Curtis Kimbrough.

Age	Year	Exp.	Hometown (High School)
20	Jr.	2JC	Portland, Ore. (Clackamas)
22	Sr.	3V	Milwaukie, Ore. (Rex Putnam)
19	Fr.	HS	Silverton, Ore. (Salem Academy)
20	Fr.	HS	Portland, Ore. (Clackamas)
22	Jr.	2JC	Indianapolis, Ind. (George Washington)
18	Fr.	HS	Grants Pass, Ore. (Grants Pass)
21	Fr.	HS	Indianapolis, Ind. (George Washington)
19	Fr.	HS	Kamiah, Idaho (Kamiah)
20	So.	1V	Bainbridge Is., Wash., (Bainbridge)
22	Jr.	2V	Naselle, Wash. (Naselle)
19	So.	1V	Grants Pass, Ore. (Grants Pass)
18	Fr.	HS	Winlock, Wash. (Winlock)
23	Sr.	3V	Vancouver, Wash. (Ridgefield)
20	So.	1V	Sweet Home, Ore. (Sweet Home)
20	Fr.	HS	Newberg, Ore. (Newberg)

32/33 Mike Lightfoot
34/35 Kenny Stone
40/41 Iiley Thompson
42/43 Randy Dunn

50/51 Scott Johnson
52/53 Curtis Kimbrough
54/55 Tom Ketelsen
Virgil Voth

BRUIN RECORDS

(Since Joining NAIA)

INDIVIDUAL SINGLE GAME RECORDS

Most Points—42	Hille van der Kooy vs. Eastern Oregon 12/5/80
Most Field Goals—17	Rob Wunder vs. Macalester 1/6/73 Paul Cozens vs. Southern Oregon 2/19/75
Most Field Goals Att.—31	Larry Craven vs. Southern Oregon 1/26/69
Best Field Goals Pct.—1.000 (10-10)	J.R. Smith vs. Columbia Christian 1/29/82
Best Field Goals Pct. (with miss)—.933 (14-15)	Paul Cozens vs. Pacific 12/17/76
Most Free Throws Made—14	Tom Hewitt (14-15) vs. Pacific 12/18/75 Hille van der Kooy (14-15) vs. Eastern Oregon 12/5/80
Most Free Throws Att.—18	Sammy Ibarra (12-18) vs. Pacific 12/8/72
Best Free Throw Pct.—1.000	Paul Cozens (12-12) vs. Warner Pacific 2/21/78
Best Free Throw Pct. (with miss)—.933	Tom Hewitt (14-15) vs. Pacific 12/18/75 Hille van der Kooy (14-15) vs. Eastern Oregon 12/5/80
Most Rebounds—25	Gordy Loewen vs. Warner Pacific 2/11/71
Most Offensive Rebounds—16	Gordy Loewen vs. Warner Pacific 2/11/71
Most Defensive Rebounds—15	Paul Cozens vs. OCE 1/7/78
Most Assists—14	Mike Royer vs. Eastern Oregon 1/18/82
Most Turnovers—11	Gary Chenault vs. Portland State 1/13/78
Most Steals—7	Steve Strutz vs. Willamette 12/14/74 Steve Strutz vs. Eastern Oregon 1/29/75 Phaynes Reeda vs. NNC 1/31/75
Most Blocked shots—7	Hille van der Kooy vs. Lewis & Clark 2/5/80

INDIVIDUAL SEASON RECORDS

Most Points—692	Paul Cozens 1977-78
Best Average—23.9	Paul Cozens 1977-78
Most Field Goals Made—270	Paul Cozens 1977-78
Most Field Goals Att.—500	Rob Wunder 1973-74
Best Field Goal Pct.—.617 (109-175)	J.R. Smith 1981-82
Most Consecutive Field Goals—16	J.R. Smith 1981-82
Most Free Throws Made—152	Paul Cozens 1977-78
Most Free Throws Att.—197	Hille van der Kooy 1979-80
Best Free Throws Pct.—.922 (71-77)	Gary Chenault 1978-79
Most Consecutive Free Throws—56	Gary Chenault 1978-79
Most Rebounds—422	Randy Dunn 1981-82
Most Offensive Rebounds—138	Randy Dunn 1981-82
Most Defensive Rebounds—284	Randy Dunn 1981-82
Best Rebound Average—12.79	Randy Dunn 1981-82
Most Assists—178	Mike Royer 1981-82
Best Assist Average—6.1	Tom Hewitt 1976-77
Most Blocked Shots—62	Hille van der Kooy 1979-80
Best Block Average—2.1	Hille van der Kooy 1979-80
Most Turnovers—132	Mike Royer 1981-82
Most Steals—72	Gary Chenault 1978-79
Best Steal Average—2.40	Gary Chenault 1978-79
Most Fouls—116	Dave Mauermann 1982-83
Highest Foul Average—3.74	Dave Mauermann 1982-83
Most Games Played—33	3 Players tied 1981-82

INDIVIDUAL CAREER RECORDS

Most Points—2,187	Paul Cozens	1974-78
Best Average—20.53	Hille van der Kooy	1979-81
Most Field Goals Made—895	Paul Cozens	1974-78
Most Field Goals Att.—1,620	Paul Cozens	1974-78
Best Field Goal Pct.—.553	Paul Cozens	1974-78
Most Free Throws—397	Paul Cozens	1974-78
Most Free Throws Att.—470	Paul Cozens	1974-78
Best Free Throw Pct.—.870	Gary Chenault	1976-79
Most Rebounds—1,147	Paul Cozens	1974-78
Most Offensive Rebounds—326	Paul Cozens	1974-78
Most Defensive Rebounds—821	Paul Cozens	1974-78
Best Rebound Average—11.6	Hille van der Kooy	1979-81
Most Assists—509	Mike Royer	1981-82
Best Assist Average—4.46	Mike Royer	1981-82
Most Steals—161	Gary Chenault	1976-79
Best Steal Average—1.87	Gary Chenault	1976-79
Most Games Played—114	Mike Royer	1981-82
Most Personal Fouls—303	Gordy Loewen	1968-72

TEAM SINGLE GAME RECORDS

Most Points (overtime)—123	vs. Linfield (123-116)	(4 OTs) 12/30/75
Most Points (regulation)—109	vs. Columbia Christian	(109-45) 1/8/74
Least Points—33	vs. EOSC (33-30)	2/6/81
Least Points Against—30	vs. Eastern Oregon	(33-30) 2/6/81
Most Points Against—124	vs. Portland State (124-81)	1/13/78
Biggest Winning Margin—64	vs. Columbia Christian	(109-45) 1/8/74
Biggest Losing Margin—62	vs. Lewis & Clark	(112-50) 1/15/70
Most Field Goals—51	vs. Linfield	12/30/75
Most Field Goals Att.—114	vs. Columbia Christian	1/8/74
Best Field Goal Pct.—.714	vs. Columbia Christian	(40-56) 1/29/82
Worst Field Goal Pct.—.202	vs. Pacific (21-104)	12/10/67
Most Free Throws Made—39	vs. Lewis & Clark (39-47)	1/8/71
Most Free Throws Att.—50	vs. Northwest Nazarene (30-50)	2/14/70
Best Free Throw Pct.—1.000	vs. Warner Pacific (6-6)	2/12/77
Best Free Throw Pct. (with miss)—.923	vs. Northwest Nazarene (36-39)	2/9/76
Most Rebounds—104	vs. Columbia Christian	1/8/74
Most Assists—36	vs. Columbia Christian	1/29/82
Most Turnovers—48	vs. Whitman	12/29/73
Most Personal Fouls—39	vs. Northwest Nazarene	2/4/71
Most Steals—19	vs. Willamette	12/14/74
Most Blocked Shots—10	vs. Northwest Nazarene	2/13/81
	Eastern Oregon	2/16/81

TEAM SEASON RECORDS

Most Wins	20 (20-9)	1976-77
Best Winning Pct.	.704 (19-8)	1975-76
Most Losses	23 (3-23)	1969-70
Least Losses	8 (19-8)	1975-76
Least Wins	3 (3-23)	1969-70
Lowest Winning Pct.	.115 (3-23)	1969-70
Most Points	2495	1976-77
Least Points	1816	1968-69
Most Points Against	2667	1981-82
Least Points Against	1964	1971-72
Highest Scoring Average	86.0	1976-77

Lowest Scoring Average	66.9	1965-66
Highest Scoring Average Against . . .	89.0	1969-70
Lowest Scoring Average Against . . .	66.6	1965-66
Highest Scoring Margin	8.1	1973-74
Most Field Goals Made	1012	1981-82
Most Field Goals Att.	2125	1973-74
Best Field Goal Pct.513	1981-82
Most Free Throws Made	524	1977-78
Most Free Throws Att.	723	1977-78
Best Free Throw Pct.740	1976-77
Most Rebounds	1406	1973-74
Best Rebound Average	46.80	1973-74
Best Rebound Margin	6.3	1981-82
Most Assists	690	1979-80
Best Assist Average	23.00	1979-80
Most Turnovers	592	1974-75
Most Steals	295	1978-79
Best Steal Average	10.17	1978-79
Most Personal Fouls	647	1974-75
Longest Winning String	11 (games 2 thru 12)	1976-77
Longest Loss String	18 (games 8 thru 25)	1969-70

MILLER GYM RECORDS

INDIVIDUAL

Most Points—42	Hille van der Kooy (GFC) vs. Eastern Oregon 12/5/80
Most Field Goals—20	Mark Wickman (Linfield) vs. GFC 1/2/78
Most Field Goals Att.—29	Vinne Forks (SOSC) vs. Concordia 12/21/79
Best Field Goal Pct.—1.000 (10-10)	J. R. Smith (GFC) vs. Columbia Christian 1/29/82
Most Free Throws—15	Robin Marshall (SPU) vs. GFC 2/19/83
Most Free Throws Att.—17	Robin Marshall (SPU) vs. GFC 2/19/83
Best Free Throw Pct.—1.000 (12-12)	Paul Cozens (GFC) vs. Warner Pacific 1/21/78
Most Rebounds—23	Hille van der Kooy (GFC) vs. Eastern Oregon 12/5/80
Most Assists—13	Jeff Bieker (GFC) vs. College of Idaho 2/19/82
Most Steals—9	Jeff Rust (Western Baptist) vs. Warner Pacific 3/5/82

TEAM

Most Points—122	Concordia (vs. SOSC) 12/21/79
Most Field Goals—50	Linfield (vs. GFC) 1/2/78
Most Field Goals Att.—93	Northwest Nazarene (vs. Warner Pacific) 12/2/77
Best Field Goal Pct.—.714 (40-56)	GFC (vs. Columbia Christian) 1/29/82
Most Free Throws—42	Concordia (vs. SOSC) 12/21/79
Most Free Throws Att.—52	Concordia (vs. Warner Pacific) 12/6/81
Best Free Throw Pct.—1.000 (13-13)	Judson Baptist (vs. Concordia) 3/5/82
Most Rebounds—63	Northwest Nazarene (vs. Warner Pacific) 12/2/77
	GFC (vs. Linfield) 12/14/79
Most Assists—36	GFC (vs. Columbia Christian) 1/29/82
Most Steals—19	OCE (vs. College of Idaho) 12/22/78

BRUIN TOP TEN

(Since Beginning NAIA Competition)

CAREER SCORING

<i>Name</i>	<i>Years Played</i>	<i>Games</i>	<i>Total</i>	<i>Avg</i>
Paul Cozens	1974-78	113	2187	19.35
Mike Royer	1978-82	114	1367	12.00
Dave Adrian	1975-78; 1979-80	103	1307	12.69
Gordy Loewen	1968-72	100	1300	13.00
Randy Dunn*	1981-83	62	1195	19.27
Gary Chenault	1976-79	86	1187	13.80
Hille van der Kooy	1979-81	57	1170	20.52
Sammy Ibarra	1970-73	84	1140	13.57
Phil Barnhart	1977-81	113	1112	9.84
Dave Alteneder	1965-69	104	1049	10.09

CAREER REBOUNDING

Paul Cozens	1974-78	113	1147	10.15
Dave Alteneder	1965-69	104	1013	9.74
Gordy Loewen	1968-72	100	968	9.68
Ray Willis	1972-75	91	771	8.47
Randy Dunn*	1981-83	62	765	12.34
Gary Blackmar	1965-68	76	740	9.74
Hille van der Kooy	1979-81	57	660	11.58
Eddie Fields	1970-73	83	503	6.06
Rob Wunder	1972-74	61	494	8.10
Tom Ackerman	1968-69; 1970-71	47	481	10.23

CAREER ASSISTS

Mike Royer	1978-82	114	509	4.46
Phil Barnhart	1977-81	113	428	3.79
Tom Hewitt	1973-77	111	404	3.64
Dave Adrian	1975-78; 1979-80	103	376	3.65
Eddie Fields	1970-73	83	325	3.92
Ray Willis	1972-75	91	304	3.34
Steve Strutz	1972-76	109	249	2.29
Paul Cozens	1974-78	113	249	2.20
Gary Chenault	1976-79	86	210	2.44
Mark Vernon	1975-77	53	209	3.94
<i>Players to watch:</i>				
Al Vasey	1982-83	31	135	4.35
Randy Dunn*	1981-83	62	180	2.90

CAREER FIELD GOAL ACCURACY

(Minimum 100 attempts per year)

Paul Cozens	1974-78	895/1620	.552
Dave Mauermann	1981-83	245/447	.548
Randy Dunn*	1981-83	484/888	.545
Eric Smith	1980-82	122/224	.545
Gary Berg	1971-72	140/262	.534
Mike Brewer	1979-81	222/420	.529
Iiley Thompson*	1982-83	89/170	.524
Jeff Loe	1979-80	203/394	.515
Hille van der Kooy	1979-81	452/879	.514
Tim Hardie	1975-77	407/792	.514

*Current team member

CAREER FREE THROW ACCURACY

(Minimum 45 attempts per year)

Gary Chenault	1976-79	195/224	.870
Dave Morgan	1970-72	84/98	.857
Paul Cozens	1974-78	397/470	.845
Jim McNelly	1965-67	82/100	.820
Dave Adrian	1975-78; 1979-80	243/316	.769
Tom Hewitt	1973-77	236/308	.766
Walt Klierer	1969-71	81/106	.764
Randy Dunn*	1981-83	227/302	.752
Tim Hardie	1975-77	106/142	.747
Ken Greenman	1971-73	111/149	.745

*Current team member

SEASON SCORING

Name	Year	Total
Paul Cozens	1977-78	692
Randy Dunn	1982-83	614
Hille van der Kooy	1979-80	598
Randy Dunn	1981-82	581
Hille van der Kooy	1980-81	572
Rob Wunder	1973-74	567
Tim Hardie	1976-77	562
Paul Cozens	1975-76	530
Paul Cozens	1976-77	524
Mike Royer	1981-82	497

SEASON REBOUNDING

Randy Dunn	1981-82	422
Paul Cozens	1977-78	370
Randy Dunn	1982-83	343
Hille van der Kooy	1979-80	333
Hille van der Kooy	1980-81	327
Paul Cozens	1976-77	305
Dave Alteneder	1965-66	297
Gary Blackmar	1966-67	295
Ray Willis	1973-74	289
Dave Alteneder	1967-68	282

SEASON ASSISTS

Mike Royer	1981-82	178
Tom Hewitt	1976-77	177
Phil Barnhart	1979-80	172
Jeff Bieker	1981-82	168
Mark Vernon	1976-77	155
Tom Hewitt	1975-76	138
Mike Royer	1980-81	136
Al Vasey	1982-83	135
Ray Willis	1974-75	128
Ray Willis	1973-74	122

SEASON SCORING AVERAGE

Paul Cozens	1977-78	23.9
Randy Dunn	1982-83	21.2
Hille van der Kooy	1979-80	20.6
Hille van der Kooy	1980-81	20.4
Tim Hardie	1976-77	20.1
Paul Cozens	1975-76	19.6
Rob Wunder	1973-74	18.9
Paul Cozens	1976-77	18.1
Randy Dunn	1981-82	17.6
Dave Adrian	1977-78	17.1
Gary Chenault	1978-79	16.9

SEASON REBOUNDING AVERAGE

Randy Dunn	1981-82	12.79
Paul Cozens	1977-78	12.75
Tom Ackerman	1968-69	12.73
Randy Dunn	1982-83	11.83
Gary Blackmar	1966-67	11.80
Hille van der Kooy	1980-81	11.70
Hille van der Kooy	1979-80	11.50
Dave Alteneder	1967-68	10.80
Dave Alteneder	1965-66	10.60
Paul Cozens	1976-77	10.51
Gordy Loewen	1969-70	10.50
Paul Cozens	1975-76	10.40

GAME SCORING

Hille van der Kooy	12/5/80 (Eastern Oregon)	42
Paul Cozens	1/21/78 (Warner Pacific)	38
Hille van der Kooy	2/21/81 (Warner Pacific)	38
Paul Cozens	2/19/75 (Southern Oregon)	37
Tom Hewitt	1/25/77 (Alaska—Anchorage)	36
Paul Cozens	12/30/75 (Linfield)	35
Paul Cozens	2/11/78 (College of Idaho)	34
Hille van der Kooy	2/5/80 (Lewis & Clark)	34
Tim Hardie	12/8/76 (Linfield)	34
Rob Wunder	1/6/73 (Macalester)	34
Gordy Loewen	3/1/69 (Eastern Oregon)	34
Randy Dunn	2/19/83 (Seattle Pacific)	34

GAME REBOUNDING

Gordy Loewen	2/11/71 (Warner Pacific)	25
Hille van der Kooy	12/5/80 (Eastern Oregon)	23
Gordy Loewen	2/22/69 (Southern Oregon)	22
Hille van der Kooy	12/14/79 (Linfield)	20
Paul Cozens	12/3/76 (Lewis & Clark)	20
Gordy Loewen	12/13/71 (Alaska—Methodist)	20
Gordy Loewen	12/5/70 (Eastern Oregon)	20
Gordy Loewen	1/3/71 (Alaska Methodist)	20
Gordy Loewen	1/4/71 (Alaska Methodist)	20
Dave Alteneder	2/5/66 (Oregon Tech)	20

GAME ASSISTS

Mike Royer	1/18/82 (Eastern Oregon)	14
Tom Hewitt	2/7/76 (Lewis & Clark)	13
Jeff Bieker	2/19/82 (College of Idaho)	13
Mike Royer	2/21/81 (Warner Pacific)	12
Mark Vernon	12/8/76 (Linfield)	12
9 Players with	(Phil Barnhart-Twice)	11
12 Players with		10

INDIVIDUAL HONORS

Gordy Loewen	NAIA Dist. 2 All-Star	1968-69; 69-70; 70-71
David Morgan	NAIA Dist. 2 Honorable Mention	1970-71
Sammy Ibarra	NAIA Dist. 2 Second Team	1972-73
Craig Taylor	NAIA Dist. 2 Honorable Mention	1972-73
Rob Wunder	NAIA Dist. 2 Honorable Mention	1972-73
	NAIA Dist. 2 First Team	1973-74
	All-Northwest First Team	1973-74
	UPI West Coast Honorable Mention	1973-74
Ray Willis	NAIA Dist. 2 Honorable Mention	1973-74; 74-75
Bob Wright	NAIA Dist. 2 Honorable Mention	1973-74
Tim Hardie	NAIA Dist. 2 All-Star	1976-77
Paul Cozens	NAIA Dist. 2 First Team	1974-75; 75-76; 76-77; 77-78
	All-Northwest First Team	1975-76; 77-78
	All-Northwest Second Team	1976-77
	NAIA All-American Third Team	1976-77
	NAIA All-American Second Team	1977-78
	First GFC player to have jersey retired	1977-78
	UPI West Coast Honorable Mention	1977-78
	NBA Ninth Round Draft Choice (Portland Trail Blazers)	1978
Gary Chenault	NAIA Dist. 2 Second team	1978-79
	All-Northwest Honorable Mention	
Jeff Loe	NAIA Dist. 2 Honorable Mention	1979-80
Hille van	NAIA Dist. 2 First Team	1979-80
der Kooy	NAIA Dist. 2 First Team	1980-81
Mike Royer	NAIA Dist. 2 Honorable Mention	1981-82
Randy Dunn	NAIA Dist. 2 First Team	1981-82; 82-83
	All-Northwest Second Team	1981-82; 82-83
	NAIA All-American Honorable Mention	1982-83

MOST VALUABLE PLAYERS

1968-69	Gordy Loewen	1976-77	Paul Cozens
1969-70	Gordy Loewen	1977-78	Paul Cozens
1970-71	Gordy Loewen	1978-79	Gary Chenault
1971-72	Gary Berg	1979-80	Hille van der Kooy
1972-73	Rob Wunder		Jeff Loe
1973-74	Rob Wunder	1980-81	Hille van der Kooy
1974-75	Ray Willis	1981-82	Randy Dunn
1975-76	Paul Cozens	1982-83	Randy Dunn

YEAR-BY-YEAR LEADERS

SCORING

<i>Year</i>	<i>Name</i>	<i>Total</i>	<i>Games</i>	<i>Average</i>
1965-66	Gary Blackmar	303	28	10.82
1966-67	Gary Blackmar	410	26	15.77
1967-68	Gary Blackmar	321	23	13.95
1968-69	Gordy Loewen	437	26	16.81
1969-70	Gordy Loewen	368	22	16.72
1970-71	Sammy Ibarra	408	28	14.57
1971-72	Gary Berg	378	25	15.12
1972-73	Sammy Ibarra	442	31	14.26
1973-74	Rob Wunder	567	30	18.90
1974-75	Paul Cozens	441	28	15.57
1975-76	Paul Cozens	530	27	19.62
1976-77	Tim Hardie	562	28	20.07
1977-78	Paul Cozens	692	29	23.86
1978-79	Gary Chenault	491	29	16.90
1979-80	Hille van der Kooy	598	29	20.60
1980-81	Hille van der Kooy	572	28	20.43
1981-82	Randy Dunn	581	33	17.61
1982-83	Randy Dunn	614	29	21.17

REBOUNDING

1965-66	Dave Alteneder	297	28	10.61
1966-67	Gary Blackmar	295	25	11.80
1967-68	Dave Alteneder	282	26	10.84
1968-69	Tom Ackerman	242	19	12.73
1969-70	Gordy Loewen	231	22	10.50
1970-71	Gordy Loewen	275	28	9.82
1971-72	Gordy Loewen	240	25	9.60
1972-73	Rob Wunder	265	31	8.55
1973-74	Ray Willis	289	30	9.63
1974-75	Ray Willis	277	30	9.23
1975-76	Paul Cozens	280	27	10.37
1976-77	Paul Cozens	305	29	10.51
1977-78	Paul Cozens	370	29	12.75
1978-79	Mike Peregrin	184	29	6.34
1979-80	Hille van der Kooy	333	29	11.50
1980-81	Hille van der Kooy	327	28	11.69
1981-82	Randy Dunn	422	33	12.79
1982-83	Randy Dunn	343	29	11.83

ASSISTS

1965-70	No record			
1970-71	Ed Fields	120	27	4.44
1971-72	Ed Fields	71	25	2.84
1972-73	Ed Fields	103	31	3.32
1973-74	Ray Willis	122	30	4.06
1974-75	Ray Willis	128	30	4.26
1975-76	Tom Hewitt	138	27	5.11
1976-77	Tom Hewitt	177	29	6.10
1977-78	Dave Adrian	114	29	3.93
1978-79	Tim Adrian	96	29	3.31
1979-80	Phil Barnhart	172	30	5.92
1980-81	Mike Royer	136	28	4.86
1981-82	Mike Royer	178	33	5.39
1982-83	Al Vasey	135	31	4.35

VALUE POINT SYSTEM

The Value Point System measures a player's overall effectiveness. It is computed by adding the points scored, plus rebounds, plus twice the number of assists, plus twice the number of steals. That figure is divided by the number received from adding twice the number of missed field goals, plus foul shots missed, plus twice the number of turnovers, plus twice the number of fouls.

CAREER

Paul Cozens	1974-78	1.75
Mark Vernon	1975-77	1.63
Randy Dunn	1981-83	1.63
Ed Fields	1970-73	1.50
Tim Hardie	1975-77	1.38
Phil Barnhart	1977-81	1.35
Hille van der Kooy	1979-81	1.31
Dave Adrian	1975-82	1.30
Mike Brewer	1979-81	1.27
Ray Willis	1972-75	1.26

SEASON

Paul Cozens	1977-78	1.95
Mark Vernon	1976-77	1.77
Paul Cozens	1976-77	1.76
Ed Fields	1970-71	1.66
Phil Barnhart	1979-80	1.64
Paul Cozens	1975-76	1.69
Randy Dunn	1982-83	1.69
Paul Cozens	1974-75	1.59
Randy Dunn	1981-82	1.57
Dave Adrian	1979-80	1.54
Ed Fields	1971-72	1.54

COACHES' RECORDS

Season	Coach	Win/Loss	Percentage
1965-66	Terry Haskell	9-19	.321
1966-67	Terry Haskell	7-18	.240
1967-68	Terry Haskell	6-20	.231
1968-69	Dave Berg	4-22	.154
1969-70	Dave Berg	3-23	.115
1970-71	Lorin Miller	15-13	.533
1971-72	Lorin Miller	13-12	.520
1972-73	Lorin Miller	16-15	.516
1973-74	Lorin Miller	19-11	.633
1974-75	Lorin Miller	17-13	.567
1975-76	Lorin Miller	19-8	.704
1976-77	Sam Willard	20-9	.690
1977-78	Sam Willard	15-14	.517
1978-79	Sam Willard	9-20	.310
1979-80	Sam Willard	18-12	.600
1980-81	Sam Willard	15-13	.536
1981-82	Sam Willard	12-21	.364
1982-83	Mark Vernon	15-16	.484
		232-279	.454

CAREER RECORDS

Coach	Seasons	Years	Win/Loss	Percentage
Terry Haskell	3	1965-68	22-57	.278
Dave Berg	2	1968-70	7-45	.129
Lorin Miller	6	1970-76	99-72	.579
Sam Willard	6	1976-82	89-89	.500
Mark Vernon	1	1982-83	15-16	.484

BRUIN SEASON SCORES

• = Away Game

GFC Opponent

1965-66

59	Lewis and Clark •	100
88	Eastern Oregon •	103
55	Oregon College •	67
84	Alaska Methodist •	87
82	Alaska Methodist •	78
55	Alaska—Fairbanks •	73
58	Alaska—Fairbanks •	68
60	Alaska—Fairbanks •	87
65	Oregon Tech	69
69	Oregon Tech	90
79	Warner Pacific •	68
93	Warner Pacific	67
76	Oregon College	84
66	Southern Oregon •	89*
62	Southern Oregon •	75*
87	Oregon College •	101
63	Eastern Oregon	68
51	Eastern Oregon	60
77	Oregon Tech •	69
57	Oregon Tech •	50
49	Cascade	66
53	Cascade •	79
62	Oregon College	66
72	Southern Oregon	67
56	Southern Oregon	55
63	Oregon College •	79
59	Eastern Oregon •	97
75	Eastern Oregon •	79

H:3-7 •A:6-12

SEASON: 9-19

*Won by forfeit

1966-67

64	Pacific •	65
63	Southern Oregon •	68
58	Oregon College •	85
91	Alaska Methodist	68
98	Alaska Methodist	75
76	Oregon Tech •	88
74	Oregon Tech •	81
79	Warner Pacific	68
91	Warner Pacific •	88
70	Oregon College •	109
86	Southern Oregon	90
70	Southern Oregon	68
50	Oregon College	70
73	Eastern Oregon •	96
69	Eastern Oregon •	89
47	Oregon Tech	82
74	Oregon Tech	61
67	Cascade •	66
69	Cascade	75
75	Oregon College •	107
63	Southern Oregon •	94
81	Southern Oregon •	113
64	Oregon College	79
92	Eastern Oregon	112
100	Eastern Oregon	112

H:5-7 •A:2-11

SEASON: 7-18

1967-68

73	Willamette •	123
60	Lewis and Clark •	90
83	Eastern Oregon •	90
106	Alaska Methodist	75
76	Pacific •	104
59	Pacific	83
63	Oregon Tech	85
72	Oregon Tech	68
68	Oregon College	73
84	Mt. Angel •	59
74	Mt. Angel	54

GFC Opponent

67	Southern Oregon •	102
66	Southern Oregon •	106
74	Oregon College •	82
69	Eastern Oregon •	72
73	Eastern Oregon •	96
65	Oregon Tech •	80
80	Oregon Tech •	55
73	Oregon College	93
76	Cascade	67
71	Cascade •	73
64	Southern Oregon	87
88	Southern Oregon	92
74	Oregon College •	104
66	Eastern Oregon	82
68	Eastern Oregon	80

H:4-8 •A:2-12

SEASON: 6-20

1968-69

61	Pacific •	84
72	Oregon College •	101
55	Oregon Tech •	82
62	Pacific	56
59	Pacific •	82
61	Alaska Methodist •	76
85	Alaska Methodist •	88
83	Alaska Methodist •	73
91	Oregon Tech	86
94	Oregon Tech	104
72	Oregon College •	118
54	Northwest Nazarene •	82
69	Northwest Nazarene •	77
83	Southern Oregon •	111
97	Southern Oregon •	101
63	Eastern Oregon •	88
89	Eastern Oregon •	84
72	Oregon College	76
72	Oregon Tech •	101
66	Oregon Tech •	88
80	Oregon College	100
55	Southern Oregon	57
64	Southern Oregon	94
71	Oregon College	79
69	Eastern Oregon	83
78	Eastern Oregon	92

H:3-8 •A:1-14

SEASON: 4-22

1969-70

53	Willamette •	72
83	Oregon Tech •	89
74	College of Idaho •	100
85	Alaska Methodist	95
92	Warner Pacific •	90
69	Pacific	72
95	Oregon Tech	84
65	Oregon Tech	95
90	Oregon College •	104
50	Lewis and Clark •	112
68	Southern Oregon •	86
52	Southern Oregon •	68
52	Oregon College	66
80	Eastern Oregon	98
57	Eastern Oregon	89
71	Oregon College •	87
75	Oregon Tech •	86
60	Oregon Tech •	95
81	Pacific •	91
66	Northwest Nazarene	88
58	Northwest Nazarene	72
83	Oregon College	119
67	Southern Oregon	94
71	Southern Oregon	90

GFC	Opponent
76 Eastern Oregon •	98
81 Eastern Oregon •	75
H:1-11 •A:2-12	
SEASON: 3-23	

1970-71

68 Lewis and Clark •	83
60 Willamette •	85
66 Eastern Oregon •	64
69 Pacific •	83
81 Montana Tech	59
76 LaVerne	74
59 Fresno Pacific •	65
65 Fresno Pacific •	84
82 Alaska Methodist •	74
72 Alaska Methodist •	63
94 Alaska Methodist •	67
95 Lewis and Clark	85
82 Victoria	60
73 Victoria	67
80 Western Baptist •	100
102 Oregon Tech	67
91 Oregon Tech	71
94 Oregon College	72
63 Claremont	67
66 Northwest Nazarene •	81
78 Warner Pacific •	67
71 Warner Pacific	77
82 Northwest	44
81 Western Baptist	71
65 Oregon College •	83
76 Northwest Nazarene	82
65 Northwest Nazarene	78
NAIA District 2 Playoffs	
69 Willamette •	103
H:10-4 •A:5-9	
SEASON: 15-13	

1971-72

74 Whitman •	70
88 Whitman •	85
78 Western Baptist	58
93 Alaska Methodist	84
86 Alaska Methodist	60
70 Eastern Oregon	75
75 Azusa Pacific	81
53 Simon Fraser •	60
70 Alaska Methodist •	69
84 Linfield	80
87 Linfield •	110
77 Western Montana	84
77 Western Montana	98
83 Oregon Tech •	114
87 Southern Oregon •	92
80 Lewis-Clark St.	72
82 Warner Pacific •	77
91 Eastern Oregon •	83
66 Lewis-Clark St. •	76
76 Northwest Nazarene •	95
92 Western Baptist •	61
63 Warner Pacific	70
88 Great Falls	80
72 Northwest Nazarene	61
NAIA District 2 Playoffs	
60 Willamette •	69
H:7-5 •A:6-7	
SEASON: 13-12	

1972-73

74 Linfield •	73
79 Lewis and Clark •	73
74 Willamette •	77
84 Pacific	94
86 Pacific •	91
55 Willamette	54
45 Willamette •	68
82 Eastern Oregon	71

GFC	Opponent
68 Linfield	76
66 Linfield •	77
60 Whitman	64
80 Whitman	60
77 Pasadena •	85
67 Southern California •	68
81 Macalester •	90
60 Victoria •	62
65 Victoria •	54
51 Western Baptist	43
63 Oregon Tech	61
65 Southern Oregon	68
74 Eastern Oregon •	96
72 Lewis-Clark St.	52
78 Western Baptist •	63
84 Northwest Nazarene	72
67 Warner Pacific •	58
62 Lewis-Clark St. •	57
60 Northwest Nazarene •	73
74 Warner Pacific	63
NAIA District 2 Playoffs	
95 Linfield •	88
68 Pacific •	67
NAIA Nationals	
62 Defiance, Ohio •	82
H:8-4 •A:8-11	
SEASON: 16-15	

1973-74

49 Willamette •	43
63 Lewis and Clark •	80
55 Pacific •	57
88 Columbia Christian •	58
81 Willamette	59
63 Willamette •	64
88 Linfield •	86
67 Pacific •	69
71 Eastern Oregon	64
72 Southern Oregon	53
91 Linfield	94
81 Pacific	57
65 Puget Sound •	81
109 Columbia Christian	45
67 Warner Pacific •	72
66 Southern Oregon •	69
78 Oregon Tech •	90
88 Lewis-Clark St.	81
73 Northwest Nazarene •	63
95 Eastern Oregon •	94
72 Alaska—Fairbanks	69
91 Western Baptist •	67
70 Lewis-Clark St. •	67
63 Whitworth •	62
107 Warner Pacific	71
66 Whitworth	68
90 Northwest Nazarene	74
84 Western Baptist	71
NAIA District 2 Playoffs	
92 Pacific •	72
54 Oregon Tech •	55
H:10-2 •A:9-9	
SEASON: 19-11	

1974-75

95 Linfield •	65
71 Oregon College •	74
70 Lewis and Clark •	75
92 Linfield •	79
106 Eastern Oregon	76
95 Willamette	68
63 Whitworth	62
91 Linfield	63
89 Pacific	70
93 Western Baptist	57
64 Pacific •	69
48 Oregon Tech	67
74 Puget Sound •	86
90 Southern Oregon	70

GFC Opponent

82	Willamette •	92
86	Lewis-Clark St.	74
84	Warner Pacific	77
75	Alaska—Fairbanks •	83
78	Alaska—Fairbanks •	82
87	Eastern Oregon •	75
72	Northwest Nazarene •	76
72	Redlands	62
73	Lewis-Clark St. •	84
59	Whitworth •	64
96	Northwest Nazarene	70
72	Oregon Tech •	74
90	Southern Oregon •	84
98	Warner Pacific •	76
86	Western Baptist •	55
NAIA District 2 Playoffs		
56	Oregon Tech •	72
H:11-1 •A:6-12		
SEASON: 17-13		

1975-76

62	Pacific •	68
82	Southern Oregon •	69
87	Warner Pacific •	80
89	Eastern Oregon •	59
72	Western Washington •	60
94	Pacific •	74
78	Eastern Oregon	65
71	Pacific •	84
91	Western Baptist	79
123	Linfield •	116
87	Linfield	89
102	Pacific	85
72	Whitman	67
76	Alaska—Anchorage	67
75	Western Baptist •	59
87	Lewis-Clark St. •	101
95	Simon Fraser	77
81	College of Idaho	68
61	Warner Pacific	59
92	Alaska—Fairbanks	74
82	Simon Fraser •	89
97	Lewis-Clark St.	69
86	Northwest Nazarene	71
65	College of Idaho •	63
62	Northwest Nazarene •	64
82	Warner Pacific •	86
88	Whitman •	100
H:11-1 •A:8-7		
SEASON: 19-8		

1976-77

75	Lewis and Clark •	86
86	Oregon College •	80
101	Linfield •	90
91	Linfield	84
88	Eastern Oregon	71
88	Pacific	77
106	Pacific •	94
90	Western Baptist	73
93	Linfield •	80
89	Willamette •	75
100	Whitman •	95
78	Eastern Oregon •	62
72	St. Martins	81
91	Northwest Nazarene •	87
80	College of Idaho •	78
87	Willamette	90
73	Alaska—Anchorage •	75
87	Alaska—Anchorage •	85
81	Warner Pacific	59
91	Western Baptist •	70
95	Lewis-Clark St.	79
92	Willamette •	94
76	Warner Pacific •	62
77	Lewis-Clark St. •	101
97	Whitman	92

GFC Opponent

68	Puget Sound •	89
99	Northwest Nazarene	85
65	St. Martins •	76
NAIA District 2 Playoffs		
79	Hawaii—Hilo •	85
H:8-2 •A:12-7		
SEASON: 20-9		

1977-78

103	Pacific	88
95	Linfield	93
81	Hawaii-Hilo	87
79	Pacific •	85
87	Linfield •	99
82	Willamette •	72
104	Eastern Oregon	74
88	Eastern Oregon •	92
74	Seattle Pacific •	79
83	Western Baptist •	80
100	Linfield	107
75	St. Martins	82
74	Oregon College •	77
87	Western Baptist	82*
81	Portland State •	124
80	Seattle Pacific •	75
106	Pacific	98
87	Warner Pacific •	69
67	Puget Sound •	91
72	Alaska—Fairbanks	66
83	Western Baptist •	75
69	Warner Pacific	64
84	Willamette	78
67	Northwest Nazarene •	70
86	College of Idaho •	82
86	Oregon College	74
76	St. Martins •	91
87	Northwest Nazarene	85
NAIA District 2 Playoffs		
65	Oregon Tech •	79
H:9-4 •A:6-10		
SEASON: 15-14		

*Forfeited due to ineligible player

1978-79

82	Southern Oregon •	98
68	Warner Pacific •	73
83	Pacific •	85
84	Linfield •	107
90	Linfield	78
61	Willamette •	60
74	College of Idaho	59
59	Central Washington	82
64	Lewis & Clark •	65
76	Hawaii Pacific •	82
74	Hawaii Pacific •	96
55	BYU—Hawaii •	54
51	BYU—Hawaii •	65
59	Eastern Oregon •	76
51	Northwest Nazarene •	69
73	Pacific	82
74	Warner Pacific	72
69	Willamette	73
60	Western Baptist	73
98	Eastern Oregon	97
80	Lewis & Clark	88
104	BYU—Hawaii	87
98	Western Baptist •	109
87	Pacific •	100
61	Seattle Pacific •	80
88	Northwest Nazarene	77
70	Warner Pacific •	86
94	Hawaii Pacific	91
74	Seattle Pacific	82
H:7-6 •A:2-14		
SEASON: 9-20		

1979-80

61	Western Baptist •	76
94	Southern Oregon •	80
74	Oregon College of Ed •	76
94	Whitman College	83
72	Willamette U	71
65	Seattle Pacific	73
88	Linfield	91
84	Linfield •	97
61	Lewis & Clark	65
94	Concordia	84
99	Warner Pacific	91
92	Whitman •	89
68	Central Washington •	77
73	Willamette U •	66
90	College of Idaho	83
73	Oregon College of Ed	74
81	Western Baptist •	73
92	Pacific U •	76
83	Eastern Oregon	67
104	Warner Pacific	88
55	Western Baptist	38
74	Seattle Pacific •	96
70	Lewis & Clark •	68
75	Northwest Nazarene •	105
63	College of Idaho •	68
82	Eastern Oregon •	73
84	Northwest Nazarene	77
108	Pacific U	80
91	Warner Pacific •	86
NAIA District 2 playoffs		
67	Oregon Inst of Tech •	69
H:10-4 •A:8-8		
SEASON: 18-12		

1980-81

77	Pacific University	72
88	Eastern Oregon State	99
73	Lewis & Clark	70
65	Pacific University •	73
83	Seattle Pacific University	86
74	Linfield College •	83
79	Concordia College	77
67	Point Loma	82
64	Oregon College •	99
63	Lewis & Clark •	58
87	Linfield College	74
61	Willamette University	59
62	Oregon College	80
82	Western Baptist •	76
83	Warner Pacific •	79
105	Pacific University	89
64	Concordia College •	79
68	Willamette University •	83
70	Lewis & Clark	67
100	Concordia College	82
33	Eastern Oregon State	30
61	Northwest Nazarene	60
46	Northwest Nazarene •	50
57	College of Idaho •	84
68	Eastern Oregon State •	76
38	Western Baptist	37
89	Warner Pacific	80
NAIA District 2 Playoffs:		
58	Northwest Nazarene •	61
H:12-4 •A:3-9		
SEASON: 15-13		

1981-82

62	Willamette University	67
80	Columbia Christian •	79
66	Concordia •	84
56	Judson Baptist •	55
86	Linfield •	102
71	College of Great Falls	101
77	Pacific University	68
95	Seattle University	83

73	Western Washington	83
66	Fresno Pacific	72
64	Western Baptist	73
51	Lewis and Clark •	79
78	Linfield	75
69	Western Oregon	79
76	College of Idaho •	82
77	Northwest Nazarene •	92
86	Eastern Oregon •	96
70	Willamette •	56
76	Warner Pacific	91
80	Western Oregon •	111
74	Judson Baptist •	82
91	Columbia Christian	73
85	Eastern Oregon	102
74	Concordia	85
88	Seattle University •	73
76	Judson Baptist	70
88	Western Baptist •	97
75	Warner Pacific •	96
76	Western Baptist	79
101	College of Idaho	83
63	Northwest Nazarene	59
54	Judson Baptist	61
85	Columbia Christian	79
H:8-11 •A:4-10		
SEASON: 12-21		

1982-83

62	Seattle Pacific •	94
86	Warner Pacific •	104
61	Willamette U	67
65	Columbia Christian	60
63	Warner Pacific	67
73	Lewis and Clark	78
64	Pacific •	54
61	Linfield	60
68	Pacific	38
68	Western Oregon	76
60	Lewis and Clark (OT) •	59
66	Concordia	55
92	Eastern Oregon	46
66	Western Baptist •	65
80	Hawaii-Hilo	92
78	Linfield •	66
83	Judson Baptist	60
58	Warner Pacific •	86
59	Eastern Oregon (OT) •	66
73	College of Idaho	82
71	Western Baptist	60
74	Western Oregon •	80
89	Pacific	78
68	Willamette •	81
80	Concordia •	71
71	Warner Pacific	72
71	Seattle Pacific	83
64	Northwest Nazarene	67
85	Judson Baptist •	71
46	Western Baptist	35
69	Warner Pacific •	75
H:9-9 •A:6-7		
SEASON: 15-16		

BRUIN OPPONENTS



COLLEGE OF IDAHO

Feb. 17 in Caldwell

Location:
Caldwell, Idaho 83605
Established: 1891
Enrollment: 650
Conference: NAIA
Independent
Colors: Purple and Gold
Nickname: Coyotes

Head Coach: Martin Holly
Coach's record in two years: 44-14
1982-83 record: 25-6
Gymnasium: O'Conner Fieldhouse
(3,000)
Sports Information Director:
Vickie Vaughan
SID Office: (208) 459-5512
SID Home: (208) 585-2500
Series record: GFC 6, College of
Idaho 5
Last year: GFC lost 82-73 in Newberg
Lettermen lost: 3
Lettermen back: 7
Players to watch:
Lester Hawkins, 6'7", Forward
Jim Smutny, 6'2", Guard
Outlook: "Returning all five starters . . .
season looks promising . . ."



COLUMBIA CHRISTIAN COLLEGE

**Jan. 14 in Portland
Feb. 3 in Newberg**

Location:
Portland, Ore. 97211
Established: 1947
Enrollment: 270
Conference: NAIA
Independent
Colors: Red and White
Nickname: Clippersmen

Head Coach: Jim Flint
Coach's Record in four years: 45-64
1982-83 record: 12-18
Gymnasium: Men's Gym (600)
Sports Information Director:
Shaun Jones
SID Office: (503) 255-7060
SID Home: (503) 255-7060
Series record: GFC 6, Columbia
Christian 0
Last year: GFC won 65-60 in Newberg
Lettermen lost: 4
Lettermen back: 4
Players to watch:
Doug Alexandres, 6'2", Guard
Ysidro Porter, 5'9", Guard
Outlook: "Young with a lot of new
faces; trying to play together quickly;
if we do we should do all
right . . ."



CONCORDIA COLLEGE

**Jan. 7 in Portland
Feb. 4 in Newberg**

Location:
Portland, Ore. 97211
Established: 1950
Enrollment: 400
Conference: NAIA
Independent
Colors: Navy Blue and
White
Nickname: Cavaliers

Head Coach: Tom Hewitt
Coach's record in two years: 32-30
1982-83 record: 10-19
Gymnasium: Gym (1,500)
Sports Information Director:
Glenn Herbold
SID Office: (503) 288-9371, ext. 225
SID Home: (503) 233-1488
Series record: GFC 5, Concordia 3
Last year: GFC won 66-55 in
Newberg, won 80-71 in Portland
Lettermen lost: 5
Lettermen back: 6
Players to watch:
Chevall Williams, 6'7", C/F
Terry Leaf, 5'10", Guard
Outlook: "The potential for a fine
year; we face our toughest schedule
ever; should have a high scoring,
running team . . ."



EASTERN OREGON STATE COLLEGE

Participant:
GFC Memorial
Classic, Dec. 16-17
in Newberg

Location:
La Grande, Ore. 97850
Established: 1929
Enrollment: 1,800
Conference: Evergreen
Colors: Royal Blue and
Gold
Nickname: Mountaineers



JUDSON BAPTIST COLLEGE

Nov. 28 in Newberg
Participant:
John Lewis Classic
Dec. 9-10 in Salem
Feb. 11 in The Dalles

Location:
The Dalles, Ore. 97058
Established: 1955
Enrollment: 225
Conference: NAIA
Independent
Colors: Royal Blue and
White
Nickname: Royals



LEWIS AND CLARK COLLEGE

Participant
GFC Memorial
Classic, Dec. 16-17
in Newberg
Dec. 20 in Portland

Location:
Portland, Ore. 97219
Established: 1867
Enrollment: 1,925
Conference: Northwest
Colors: Black and Orange
Nickname: Pioneers

Head Coach: Dick Satterlee
Coach's record in first year: 2-22
1982-83 record: 2-22
Gymnasium: Quinn Coliseum (2,500)
Sports Information Director:
Shannon Perry
SID Office: (503) 963-1361
SID Home: (503) 963-0402
Series record: GFC 19, EOSC 29
Last year: GFC won 92-46 in
Newberg, lost 66-59 in La Grande
Lettermen lost: 1
Lettermen back: 4
Players to watch:
Rick Lane, 6'4", Forward
Jim Higgin, 6'5", Forward
Mike Polk, 6'7", Forward
Outlook: "Improved in height, speed
and quickness; we feel we can com-
pete with other ball clubs"

Head Coach: Dave Bale
Coach's record in first year: 12-16
1982-83 record: 12-16
Gymnasium: The Dalles Junior High
Sports Information Director:
Jodi Nofziger
SID Office: (503) 298-4455, ext. 254
SID Home: (503) 296-1583
Series record: GFC 4, Judson Baptist 2
Last year: GFC won 83-60 in
Newberg, won 85-71 in The Dalles
Lettermen lost: 5
Lettermen back: 5
Players to watch:
Scott Nay, 6'6", Forward
Isaiah Roberts, 6'0", Guard
Owen Battleff, 6'0", Guard
Outlook: "A lot of new bodies; bigger
than last year; good individual talent;
if play well together soon, should be
good"

Head Coach: Dean Sempert
Coach's Record in 20 years: 305-228
1982-83 record: 11-15
Gymnasium: Pamplin Sports Center
(2,300)
Sports Information Director:
Kari Stubberfield
SID Office: (503) 244-6161
SID Home: (503) 223-7903
Series record: GFC 7, L & C 12
Last year: GFC lost 78-73 in Newberg,
won 60-59 in Portland
Lettermen lost: 3
Lettermen back: 11
Players to watch:
Steve Voltz, 6'5", Forward
Bill Olds 6'5", Forward
Outlook: "With the experience we have
back, and the prospects for better
work on the boards, I feel much bet-
ter about what is ahead than I did at
this point a year ago"



LINFIELD COLLEGE

**Dec. 6 in McMinnville
Jan. 6 in Newberg**

Location:
McMinnville, Ore. 97128
Established: 1849
Enrollment: 1,200
Conference: Northwest
Colors: Cardinal and
Purple
Nickname: Wildcats

Head Coach: Tim Miller
Coach's record in two years: 20-32
1982-83 record: 10-16
Gymnasium: Riley Gymnasium (1,250)
Sports Information Director:
Dan Farmer
SID Office: (503) 472-4121, ext. 257
SID Home: (503) 472-1537
Series record: GFC 17, Linfield 12
Last year: GFC won 61-60 in
Newberg, won 78-66 in McMinnville
Lettermen lost: 4
Lettermen back: 8
Players to watch:
Cliff Fairchild, 5'11", Guard
Joe Bento, 6'4", Forward
Mike Sullivan, 6'8", Center
Outlook: "Unsure of how team will
fare; concern about strength of front
line; confident in guard depth and
play"



MULTNOMAH SCHOOL OF THE BIBLE

Jan. 27 in Newberg

Location:
Portland, Ore. 97220
Established: 1936
Enrollment: 700
Conference: Pacific
Northwest Christian
College
Colors: Blue and Gold
Nickname: Ambassadors

Head Coach: James Skagen
Coach's record in two years: 40-16
1982-83 record: 19-8
Gymnasium: Lytle Pavilion (1,250)
Sports Information Director:
Stan Hansen
SID Office: (503) 255-0332
SID Home: (503) 254-2847
Series record: Meeting for first time
NAIA
Last year: Did not play GFC
Lettermen lost: 6
Lettermen back: 6
Players to watch:
Donny Brake
Kyle Brooks
Outlook: "Looking for a successful
season; optimistic for doing well in
our conferences"



NORTHWEST CHRISTIAN COLLEGE

Feb. 24 in Newberg

Location:
Eugene, Ore. 97401
Established: 1934
Enrollment: 250
Conference:
National Junior College
Athletic Association
National Bible College
Athletic Association
Colors: Blue and Gold
Nickname: Crusaders

Head Coach: David Lipp
Coach's record not available;
1982-83 record: 24-5
Gymnasium: Ohara Catholic School
Gym. (1,500)
Sports Information Director:
David Lipp
SID Office: (503) 687-9456
SID Home: (503) 484-9643
Series record: meeting for first time
Last year: did not play GFC
Lettermen lost: 2
Lettermen back: 6
Players to watch:
Jon Willis
Joe Willis
Keith Potter
Outlook: "Returning four starters from
last year's National Bible College
Athletic Association championship
team, so hope to do well"



NORTHWEST NAZARENE COLLEGE

**Jan. 20 in Newberg
Feb. 18 in Nampa**

Location:
Nampa, Idaho 83651
Established: 1913
Enrollment: 1,200
Conference: NAIA
Independent
Colors: Orange and Black
Nickname: Crusaders

Head Coach: Garry Matlock
Coach's record in first year: 20-10
1982-83 record: 20-10
Gymnasium: Montgomery Field
House (4,000)
Sports Information Director: Del Gray
SID Office: (208) 467-8876
SID Home (208) 467-8531
Series record: GFC 13, NNC 18
Last year: GFC lost 67-64 in Newberg,
Lettermen lost: 5
Lettermen back: 9
Players to watch:
Rob Richardson, 6'6", Forward
Jeff Smith, 6'6", Forward
Outlook: "This team will be a very
competitive club when we gel; how
long it takes us to gel could be a big
factor in regard to our success this
season"



PACIFIC UNIVERSITY

**Participant:
Dist. 2 Tip-Off
Dec. 2-3 in Portland**

Location:
Forest Grove, Ore.
97116
Established: 1849
Enrollment: 1,100
Conference: Northwest
Colors: Red, Black, and
White
Nickname: Boxers

Head Coach: Gary Meggellin
Coach's record in two years: 7-26
1982-83 record: 4-22
Gymnasium: Athletic Center (2,000)
Sports Information Director:
Chris Carley
SID Office: (503) 357-6151, ext. 397
SID Home: (503) 357-6373
Series record: GFC 19, Pacific 20
Last year: GFC won 64-54 in Forest
Grove, won 68-38 in Newberg, won
89-78 in Newberg
Lettermen lost: 7
Lettermen back: 4
Player to watch:
Chris Hill, 6'6", Center
Outlook: "Improved; small and quick;
six transfers"



WARNER PACIFIC COLLEGE

**Participant:
District 2 Tip-Off
Dec. 2-3 in Portland
Jan. 24 in Newberg
Feb. 25 in Portland**

Location:
Portland, Ore. 97215
Established: 1937
Enrollment: 500
Conference: NAIA
Independent
Colors: Columbia Blue,
Red, and White
Nickname: Knights

Head Coach: Gary Bays
Coach's record in seven years: 88-112
1982-83 record: 24-9
Gymnasium: Perry Gym (1,000)
Sports Information Director:
Carren Woods
SID Office: (503) 775-4366, ext. 751
(503) 775-4369 (evening)
SID Home: (503) 254-3628
Series record: GFC 24, WPC 13
Last year: GFC lost 104-86 in Seattle,
lost 67-63 in Newberg, lost 86-58 in
Portland, lost 72-71 in Newberg, lost
75-69 in Portland
Lettermen lost: 3
Lettermen back: 6
Players to watch:
Alan Novitsky, 6'6", Forward
Marshall Haskins, 6'0", Guard
Outlook: "We are blessed with all the
ingredients necessary to compete
with any team we play; we have
good team speed and quickness,
better than average size and good
shooting ability"



WESTERN BAPTIST COLLEGE

Participant:

**John Lewis Classic
Dec. 9-10 in Salem**

Participant:

**GFC Memorial
Classic, Dec. 16-17
in Newberg**

Jan. 17 in Salem

Feb. 21 in Newberg

Location:

Salem, Ore. 97309

Established: 1935

Enrollment: 310

Conference: NAIA

Independent

Colors: Blue and Gold

Nickname: Warriors

Head Coach: Tim Collins

Coach's first year

1982-83 record: 10-18

Gymnasium: C. E. Jeffers Sports
Center (1,200)

Sports Information Director:

Mark Neustal

SID Office: (503) 581-8600

Series record: GFC 23, Western 7

Last year: GFC won 66-65 in Salem,
won 71-60 in Newberg,
won 46-35 in Newberg

Lettermen lost: 3

Lettermen back: 8

Players to watch:

Gary Williamson, 6'6", Forward

Dave Bickham, 6'6", Forward

Mark Neustal, 6'5", F/G

Mark Evans, 6'0", Guard

Outlook: "We're still a young team and
capable of beating good teams; we're
optimistic and hope to be very
competitive"



WESTERN OREGON STATE COLLEGE

Participant:

**District 2 Tip-Off
Dec. 2-3 in Portland**

Jan. 13 in Monmouth

Jan. 28 in Newberg

Location:

Monmouth, Ore. 97361

Established: 1882

Enrollment: 3,000

Conference: Evergreen

Colors: Crimson and Gray

Nickname: Wolves

Head Coach: Jim Boutin

Coach's record in four years: 107-18

1982-83 record: 26-6

Gymnasium: P.E. Building (3,600)

Sports Information Director:

Mike Booth

SID Office: (503) 838-1220

SID Home: (503) 393-3636

Series record: GFC 3, Western 34

Last year: GFC lost 76-68 in Newberg,
lost 80-74 in Monmouth

Lettermen lost: 4

Lettermen back: 6

Players to watch:

Lance Ball, 6'10", Center

Brett Agost, 6'4", Forward

Paul VonRoden, 6'1", Guard

Outlook: "Coming off a good season
we should be back in district
championship play, hope to be in top
four"



WILLAMETTE UNIVERSITY

Participant:

**John Lewis Classic
Dec. 9-10 in Salem**

Jan. 10 in Newberg

Location:

Salem, Ore. 97301

Established: 1842

Enrollment: 1,250

Conference: Northwest

Colors: Cardinal Red,
Old Gold

Nickname: Bearcats

Head Coach: Rich Glas

Coach's Record in four years: 56-48

1982-83 record: 19-8

Gymnasium: Cone Fieldhouse,
Sparks Center (2,800)

Sports Information Director:

Page Mesher

SID Office: (503) 370-6300

SID Office: (503) 581-1189

Series record: GFC 13,

Willamette 15

Last year: GFC lost 67-61 in Newberg,
lost 81-68 in Salem

Lettermen lost: 6

Lettermen back: 8

Players to watch:

Carlos Gilyard, 6'2", F/G

Rick Holmes, 6'0", Guard

Outlook: "We will be real short and
quick—utilizing fast break; returning
four starters, and have good
depth"

WILLCUTS-TWENGE MEMORIAL CLASSIC



Ron Willcuts



Dale Twenge

The sixth annual George Fox College Christmas season Classic is called the "Ron Willcuts-Dale Twenge Memorial Basketball Classic," a name first given three years ago. The renaming honors two Newberg men, both college leaders, who died in an airplane crash in Eastern Oregon in June 1980.

Both men were George Fox alumni, active in the college basketball program as players and later as supporters.

Families of both men, at the time of their death, requested establishment of athletic funds in their names at the College to receive memorial gifts. That procedure established a permanent endowment to partially support the annual tourney.

Willcuts, 41 at his death, was a member of the George Fox Board of Trustees. Twenge, 36 at his death, was a member of the College's Alumni Board and chairman of the Alumni Fund. They died with two others in the crash of a small plane June 26 in a severe thunderstorm near Baker, Ore.

Willcuts and Twenge were brothers-in-law. Willcuts, a 1961 graduate, was a guard during his three years with the GFC basketball program. In his freshman year he scored 442 points, among the top 10 small college scorers in the area. As a sophomore he scored 473 points (16.3 a game), and was the top Bruin scorer. As a senior (he did not play his junior year), he also was the leading scorer, at 22 points a contest.

Willcuts was a contractor and developer. His firm in 1968 built George Fox's Hobson Residence Hall and the addition to the Student Union Building. At the time of his death he was involved in the development of 35 residential subdivisions and a variety of apartment complexes and shopping centers in Medford and Newberg and in Boise, Idaho. Several were related financially to the George Fox College Foundation, of which he was vice-chairman. He was an avid Bruin basketball booster, supporting both financially in person at games, urging GFC to become a national basketball competitor.

Twenge, a member of the Class of 1966, was another three-year GFC basketball player, leading the squad in scoring in the 1964-65 season with 303 points as a junior.

He taught science and coached basketball in Lebanon and Prineville, Ore., until 1977, when he moved to Newberg to join his father-in-law at Newberg Realty, becoming a licensed broker. He was vice-president-elect of the Newberg Kiwanis Club and chairman of the Newberg Free Methodist Church finance committee. One of his major projects at the time of his death was in leading the Alumni Fund drive. He frequently, along with his sons, attended GFC home games to boost the Bruins.

This year's participants are Eastern Oregon, Lewis and Clark, Western Baptist, and George Fox College.

COVERING THE BRUINS

Facilities for the working press covering Bruin basketball are provided at the courtside press section on the west side of Miller Gymnasium. Available for each game are team rosters, starting lineups, and pertinent pregame information, including accumulative statistics for the Bruins up to each game. Press box service for each home contest includes quick team and individual statistics at halftime and complete statistics immediately following the game.

Working space and telephones for members of the press desiring them are available in the administrative area off the upper lobby. A courtside telephone also is available. Dressing rooms for both teams are on the lower level, south side.

George Fox College appreciates the cooperation it has shared with the news media. This book has been prepared as a service for area newspapers, radio and television stations, and wire services.

All requests for information, statistics, photographs, and press passes should be directed to Barry Hubbell, Sports Information Director, George Fox College, Newberg, Oregon 97132. Office phone: (503) 538-8383, ext. 224 or 255. Home phone: (503) 538-4332. Athletic Department phone: (503) 538-8383, ext. 250.

WILLAMETTE VALLEY NEWS MEDIA

Newspapers

Newberg Graphic
Newberg
Nancy Krieves
538-2181

Newberg Times
Newberg
DeeDee Harrington
538-6713

News Register
McMinnville
Paul Daquilante
472-5114

Oregon Statesman
Salem
Sean Duff
399-6700

Oregonian
Portland
John Nolen
Pete LeSage
221-8161

Wire Services

Associated Press
Bob Baum
228-2169

United Press Int'l
226-2644

Television

KATU-TV
Portland
Steve Arena
231-4268

KGW-TV
Portland
Scott Lynn/Dave Sullivan/
Carl Click
226-5119/226-5111

KOIN-TV
Portland
Rick Metsger/Pat Hellberg/
Ed Whelan
243-6614/243-6640

KPTV
Portland
Mike O'Brian/Phil Cassidy
222-5124

Radio

KCYX
Steve Kenyon
McMinnville
472-2151/538-4343

KGFC (FM)
George Fox College
538-8383, ext. 324



1983-84 GEORGE FOX COLLEGE BRUIN BASKETBALL

Nov. 28	Judson Baptist College	Newberg
Dec. 2-3	District 2 Tip-Off	Portland
	(Warner Pacific College, Pacific University, George Fox College, Western Oregon State College)	
6	Linfield	McMinnville
9-10	John Lewis Classic, 7:00/9:00 p.m.	Salem
	(Willamette University, Judson Baptist College, George Fox College, Western Baptist College)	
16-17	Willcuts-Twenge Classic, 7:00/9:00 p.m.	Newberg
	(George Fox College, Eastern Oregon State College, Western Baptist College, Lewis and Clark College)	
20	Lewis and Clark College	Portland
Jan. 6	Linfield College	Newberg
7	Concordia College	Portland
10	Willamette University	Newberg
13	Western Oregon State College	Monmouth
14	Columbia Christian College	Portland
17	Western Baptist College	Salem
20	Northwest Nazarene College	Newberg
24	Warner Pacific College	Newberg
27	Multnomah School of the Bible	Newberg
28	Western Oregon State College	Newberg
	(Homecoming)	
Feb. 3	Columbia Christian College	Newberg
4	Concordia College	Newberg
11	Judson Baptist College, 8:00 p.m.	The Dalles
17	College of Idaho	Caldwell
18	Northwest Nazarene College	Nampa
21	Western Baptist College	Newberg
24	Northwest Christian College	Newberg
25	Warner Pacific College	Portland
29, Mar. 3, 6	NAIA District 2 Play-Offs	TBA
Mar. 6, 9, 10	NCCAA District 8 Play-Offs	TBA

All games are at 7:30 p.m. except as noted.

ON THE COVER

RANDY DUNN, a potential NAIA All-American, was a national honorable mention pick a year ago as a junior. A 6-5 forward, Dunn led NAIA District 2 in combination scoring (21.2)/rebounding (11.8). He won All-District honors for the second straight year and was an All-Northwest team choice. Dunn holds five GFC school records with several others expected to be set this season. Details inside, page 12.