

1987

1987 Media Guide

George Fox University Archives


Follow this and additional works at: https://digitalcommons.georgefox.edu/athletics_menbasketball

Recommended Citation

George Fox University Archives, "1987 Media Guide" (1987). *Men's Basketball*. 114.
https://digitalcommons.georgefox.edu/athletics_menbasketball/114

This Media Guide is brought to you for free and open access by the George Fox University Athletics at Digital Commons @ George Fox University. It has been accepted for inclusion in Men's Basketball by an authorized administrator of Digital Commons @ George Fox University. For more information, please contact arolfe@georgefox.edu.

Bruins
George Fox College BRUINS



Basketball Media Guide '87-88

FINGERTIP FACTS

College Location	Newberg, Oregon 97132 (11,000 pop.)
Founded	1891
Denomination Affiliation	Friends (Quaker)
Enrollment	705
Athletic Affiliations	Independent - NAIA, NCCAA
Home Court	Miller Gymnasium, Wheeler Sports Center
Seating Capacity	2,500
Colors	Old Gold, Navy Blue
Nickname	Bruins
College President	Dr. Edward Stevens
Athletic Director	Paul Berry
Basketball Coach	Mark Vernon
Sports Information Director	Barry Hubbell

HOW TO REACH US . . .

(College Switchboard 503/538-8383)

Basketball Coach Mark Vernon . . .	ext. 254, Home 538-1755
Baseball Coach Pat Casey	ext. 249, Home 538-6081
Athletic Director Paul Berry	ext. 255, Home 538-0951
Soccer Coach Tim Tsohantaris . . .	ext. 385, Home 538-1029
Track/Cross Country Coach Wes Cook	ext. 252
	Home 656-4596
Women's Basketball/Softball Coach Craig Taylor . . .	ext. 250
	Home 472-9694
Women's Volleyball/	
Assistant Men's Basketball Coach Steve Grant	ext. 253
	Home 363-7758
Sports Information Director Barry Hubbell	ext. 220
	Home 538-4332

INDEX

Athletics at George Fox	2
Coach Mark Vernon	16
Coaching Assistant Steve Grant	17
Coaches' Records	34
George Fox College	1
Highlights of 1986-87	6
History of GFC Basketball	8
Honored Bruins	32
Hosts/Hostesses	19
JV Team, Schedule, Coach Matt Mount	20-21
Media Services	Inside Back Cover
Miller Gym Records	33
Most Valuable Players	31
NAIA	4
NAIA District 2	5
Nickname Bruin	2
Opponent Information	40-44
Outlook for 1987-88	9
Player Biographicals	10-15
Rally Squad	19
Records	24-26
Roster of Players	22-23
Season Scores	35-39
Schedule 1987-88	Back Cover
Staff	18
Statistics, 1986-87 Accumulative	7
Top 10 Player Records	27-29
Value Point System	31
Wheeler Sports Center	3
Year-By-Year Leaders	30



ABOUT GEORGE FOX COLLEGE

George Fox College is the outgrowth of a desire by early Willamette Valley Quaker settlers who established Pacific Academy in 1885 for the Christian education of their children. The college division was organized in 1891 to provide more advanced instruction for students. In 1949, because of the many colleges in the Northwest with Pacific in their name, the College was renamed George Fox in honor of the founder of the Friends (Quaker) Church. The College is governed by a 42-member Board of Trustees elected by Northwest Yearly Meeting of Friends Church, which comprises more than 8,000 members in 58 churches in Oregon, Washington, and Idaho.

The 60-acre rural, tree-shaded campus a half-hour drive from Portland has undergone major expansion in the last ten years with nine new buildings constructed at a total investment of nearly \$10 million. The new facilities include a \$2.7 million sports complex, an \$800,000 academic building, two residence halls in a \$1.25 million project, a \$1.3 million fine arts/religion center, a \$170,000 television center, a \$520,000 dining commons/student center expansion, a \$320,000 residence hall, and a \$2.6 million chapel/auditorium opened in the fall of 1982. A new \$100,000 all-weather track has been added, along with a new athletic field complex including baseball field, two softball diamonds and soccer field, completed in 1981. To be completed this year is the new \$2.5 million M. J. Murdock Learning Resource Center.

College enrollment is 705.

Accredited by the Northwest Association of Secondary and Higher Schools, the College offers 28 majors in seven divisions: Education, Fine and Applied Arts, Language Arts, Natural Science, Religion, Social Science, and Physical Education. George Fox is one of 13 members of the national Christian College Consortium. The College has a student-faculty ratio of 13/1.

George Fox students come from 14 states and 8 foreign countries. Nearly 40 religious denominations are represented on campus.

Alumni of George Fox are primarily in service-oriented vocations of Christian ministries, education, social work, and medical fields. The College's most prominent alumnus is the late President Herbert Hoover, who attended Pacific Academy.

GFC ATHLETICS

Intercollegiate athletics is an integral part of the overall education program at George Fox. Men's varsity athletic teams represent the College in baseball, basketball, track, cross country, and soccer. Women students compete in volleyball, basketball, track, softball, and cross country.

George Fox College competes as an independent on the varsity level. Its schedules are coordinated with the Northwest Conference and with other independents in the Northwest. George Fox is a member of the National Association of Intercollegiate Athletics (NAIA), District 2, and the National Christian College Athletic Association, Region 8.

For students not participating in the varsity program, GFC has a complete intramural program including flag football, basketball, volleyball, softball, racquetball, and tennis.

Athletic facilities include the Coleman H. Wheeler Center for Sports and Physical Education; Colcord Field, which includes a football/soccer field and new all-weather rubberized track; and tennis courts. A new athletic field complex containing baseball diamond, two softball fields, soccer field, and archery range was completed in 1981.

Wheeler Center, completed in 1977 in a \$2.7 million project, includes the James and Lila Miller Gymnasium with three basketball courts and seating for up to 2,500; multipurpose, class, and weight rooms; faculty and administrative offices; handball courts; dressing and therapy rooms.



THE BRUIN NICKNAME

George Fox College is represented by the nickname and mascot "Bruin." But it's not always been so, even though it should have been.

The nickname comes from a real bear captured in 1887 just two years after Pacific Academy (the College's predecessor) was established. The small cub was captured in the coast range foothills west of Carlton when its mother was shot. The young cub was brought to campus by a student and later lived with a faculty member. When it grew to adulthood it was kept in a pit in what is now known as Hess Creek Canyon south of the campus. It escaped one too many times and was turned into steak for the dining table and the hide preserved on a frame and displayed in an early campus museum. When it deteriorated several years later, it was taken to a campus furnace room to be destroyed, but the framework proved a problem in dismantling, so it was left sitting in a corner. Students found the old Bruin skin later and began skirmishes over ownership, a tradition that continues 100 years later. "Bruin Junior," a replica, under a set of guidelines passed down for years, is fought over periodically in class competition, with the class able to physically drag the Bruin replica off campus declared the rightful owner until next "flashed."

Even with the Bruin tradition, somewhere along the line, the "Quaker" tag to athletic teams came into popularity with sports writers because of the College's church affiliation, and that nickname was used, along with a mascot "Foxy George," a little fox name was used, along with a mascot "Foxy George," a little fox with a Quaker hat. Both gained acceptance for a period in the 1950s and 1960s until a vote of faculty, students, and administration in 1970 reinstated the Bruin nickname to its rightful place.

THIS IS WHERE THE GAME IS PLAYED



George Fox College is in its eleventh year in the Coleman H. Wheeler Center for Sports and Physical Education. Completed in June 1977, the \$2.7 million, 55,000-square-foot complex is the College's largest building. It contains the James and Lila Miller Gymnasium, the Bruin home court.

The sports center was designed by noted architect Pietro Beluschi, with a wooded canyon setting chosen as the center's location. The building features wood products and a large window area overlooking the adjacent natural terrain.

Three times larger than Hester Gymnasium, which it replaced, the Wheeler Center features a 116 x 174-foot gymnasium with three basketball courts and seating for 2,500 spectators. The gymnasium ceilings are 32 feet over the hardwood maple floor. The gym provides three volleyball courts and ten badminton courts.

The building is entered on two levels – ground level on the east side through the nine doors for the general public and after crossing a 200-foot bridge; and on the second floor on the west side for campus personnel. There is a two-floor lobby featuring oak parquet floors.

Contained on the upper level are athletic administration and faculty offices, staff room, and class, weight, and multipurpose rooms.

The lower level contains a concession area and ticket sales area, dressing rooms, team rooms, laundry, equipment-issuing room, and storage space. An east wing of the building houses two handball courts.

The building is named for long-time Oregon lumberman Coleman H. Wheeler, former chairman of the board of Willamette Industries. The gymnasium is named for board member James Miller and his wife, Lila. He is the former president of Cascadia Lumber Co. The building was dedicated Oct. 17, 1977.

BRUINS COMPETE IN NAIA



The National Association of Intercollegiate Athletics (NAIA) is a completely autonomous association that administers programs leading to national championships in 11 events for nearly 500 accredited four-year colleges and universities in 32 geographical districts spread over the 50 states and Canada.

Established in 1940 as the National Association of Intercollegiate Basketball the NAIB evolved from the institution of a "National Small College Basketball Tournament" that was inaugurated in 1937. In 1952, the NAIB expanded to include tennis, outdoor track, and golf, and that year the organization was renamed the NAIA.

Since that time the NAIA has further enlarged to encompass football (two divisions were formed in 1970), cross country, baseball, and swimming, which were added to the NAIA championship program in 1956, wrestling (1958), soccer (1959), and indoor track (1966). In August of 1980 the NAIA, after a two-year study, initiated championships for women in the newly organized NAIA Women's Division. Ten championships are offered.

NAIA national headquarters and staff are located in Kansas City, Missouri. The NAIA is governed by two bodies. The Council of Presidents, composed of one president from each district, is responsible for fiscal matters, academic standards, and supervision of the national staff. The 10-person Executive Committee, elected by the membership, is responsible for organizing championship events and overseeing the committees and associations.

Eligibility rules within the NAIA govern all play in all sports recognized by the Association, not just post-season play. All eligibility guidelines must be adhered to by all members, including those holding dual affiliation with other associations.

The NAIA clearly outlines its own responsibilities and those of its members: a sound athletic program, administered and controlled by those responsible for the administration of the college or university. The NAIA's basic premise is that the athletic program is a basic component of the overall general educational process, and not an entity apart.

Member institutions must conduct their intercollegiate athletic programs to the standards of the regulatory Association in which they hold memberships, and the NAIA. They must pay the annual membership dues and be in support of the policies of the Association. Where institutional rules and standards are more strict than those of the regulatory group or the NAIA, those rules and standards of the institution are recognized and supported by the NAIA.

NAIA DISTRICT 2

George Fox College men's athletic teams compete in District 2 of the National Association of Intercollegiate Athletics (NAIA). Fourteen teams make up the district, all but two within the state of Oregon.

In basketball, divisions have been created involving all 14 colleges, with organization into east and west divisions. Members of the East Division are College of Idaho, Columbia Christian, Concordia College, George Fox College, Northwest Nazarene College, Warner Pacific College, and Western Baptist College. West Division members are Eastern Oregon State, Linfield College, Oregon Institute of Technology, Pacific University, Southern Oregon State College, Western Oregon State College and Willamette University.

This new alignment, approved this fall by basketball coaches, puts Christian colleges and independents in the East Division, and Northwest Conference and state schools in the West.

All teams will have a post-season game to determine the right to represent NAIA District 2 at the national NAIA championships. The district now has a "sub-playoff" system prior to the regular season-ending playoffs. This will involve all teams but the top team in each division. The other six teams will be paired 2-7, 3-6, 4-5 for the sub-playoff contests with those games determining three winners to be with the top team in the regular playoffs.

The remaining top four teams in each division will then be cross-seeded with the top four teams from the other division.

Standings within each division will be based upon the record with other teams in the division. If there is a tie, results of competition between those schools involved will be considered. If there still is a tie, then overall NAIA District 2 records will be used to determine ranking, based on a system of awarding points for the strength of each team met, based on its win-loss record against winning or losing schools.

George Fox College has been in the NAIA District 2 playoffs 13 of the last 17 years.

THE BRUIN DISTRICT PLAYOFF RECORD

1970-71	Willamette University (lost 103-69)
1971-72	Willamette University (lost 69-60)
1972-73	Linfield College (won 95-88)
	Pacific University (won 68-67) (District title)
	Defiance (Ohio) College (lost 86-62) (NAIA national championships)
1973-74	Pacific University (won 92-72)
	Oregon Institute of Technology (lost 55-54)
1974-75	Oregon Institute of Technology (lost 72-56)
1976-77	University of Hawaii - Hilo (lost 85-79)
1977-78	Oregon Institute of Technology (lost 79-65)
1979-80	Oregon Institute of Technology (lost 69-67)
1980-81	Northwest Nazarene (lost 61-58)
1983-84	Western Oregon State (lost 86-72)
1984-85	Western Baptist (won 50-47)
	Western Oregon State (won 71-57)
	College of Idaho (lost 61-53)
1985-86	Warner Pacific (won 66-56)
	Oregon Institute of Technology (lost 76-67)
1986-87	Warner Pacific (won 101-75)
	College of Idaho (won 75-58)
	Oregon Institute of Technology (lost 75-69)

1986-87 HIGHLIGHTS

The 1986-87 basketball Bruins produced George Fox College's best season ever, leaving behind a legacy of 36 new school records.

It was a team that rated as high as 19th in the nation, one that finished in the top five in three national NAIA statistical categories. It was a team that at one point won 15 games in a row (8 through 22), seven of them hitting more than 100 points. Altogether, it was 13 times over the century mark. It all led to a 27-6 season, a spot in the NAIA District 2 championship game, and a berth in the National Christian College Athletic Association national championship playoffs.

In the district title game the Bruins bowed 75-69 at Oregon Tech after getting there by bouncing Warner Pacific 101-75 and stopping College of Idaho, three-time defending champion, 75-69 in the playoffs.

In the NCCAA playoffs in Chattanooga, Tenn., the top-seeded Bruins were upset 75-73 by a hometown team on a shot at the buzzer.

It was a season in which the Bruins never lost at home in 16 games, extending their remarkable home winning string to 41 wins in 42 starts.

In the end, George Fox was fifth in the nation in scoring offense (96.1), second in scoring margin (20.4) and third in field goal percentage (.556).

GFC lost fewer games than any other in the school's history, had the highest winning percentage ever at .818, and established 24 team records and 12 individual marks.

The team scored the most points in a season (3,172), had the highest scoring average ever by more than 10 a game, and scored at a margin over opponents nearly double the 10.3 previous best.

The Bruins assisted themselves to wins, averaging 25.27 a game for a new record over the 23.0 previous best, and stole their way to victories with a 14.64 average, up from the previous high 13.48.

The Bruins were led by All-American Kenny Stone, NAIA District 2's Player of the Year for the second year in a row and a draft pick by the NBA Portland Trail Blazers. He set 12 individual records, including six for a career.

In district competition, George Fox was 22-4. Out of district it was 5-2. With district Christian colleges GFC had a perfect 13-0 record. With Northwest Conference foes it was 4-1, with Evergreen opponents it was 3-2, and with district independent College of Idaho it was 2-1.

1986-87 STATISTICAL HIGHLIGHTS

Longest Win String - 15

Longest Loss String - 2

Most Points Scored - 143 vs. Northwest (56) in Newberg

Fewest Points Scored - 59 vs. Humboldt State (70) in Chico

Most Points Allowed - 107 vs. College of Idaho in Nampa

Fewest Points Allowed - 52 vs. Western Baptist in Newberg

Largest Margin of Victory - 87 (143-56) vs. Northwest in Newberg

Largest Margin of Defeat - 14 (107-93) vs. College of Idaho in Nampa

1986-87 ACCUMULATIVE STATISTICS

Player	Games	FIELD GOALS			3-PT. FIELD GOALS			FREE THROWS			REBOUNDS				PF	BLKS	STL	AST	AVE	TO TP PPG		
		SM	SA	%	SM	SA	%	SM	SA	%	O	D	T	RPG						TP	PPG	TO
Kimbrough, Curtis	33	141	273	.516	2	12	.167	28	40	.700	82	158	240	7.3	85	16	110	156	4.7	102	312	9.5
Lautenbach, Eric	10	29	59	.492	11	25	.440	11	13	.846	15	22	37	3.7	18	1	5	16	1.6	18	80	8.0
Long, Toby	31	166	277	.599	6	14	.429	101	141	.716	28	45	73	2.4	82	12	72	98	3.2	61	439	14.2
Martin, Rich	18	26	57	.456	3	9	.333	9	12	.750	7	14	21	1.2	8	2	8	7	0.4	8	64	3.6
Newman, Dan	30	200	370	.541	32	71	.451	69	74	.932	28	26	54	1.8	55	4	55	120	4.0	84	501	16.7
Peterson, Brent	33	144	251	.574	28	72	.389	42	59	.712	13	36	49	1.5	55	5	76	156	4.7	70	358	10.8
Redmond, Mike	33	90	160	.563	0	1	.000	29	38	.763	37	65	102	3.1	70	15	11	34	1.0	25	209	6.3
Samodurov, Cliff	24	18	53	.340	1	1	1.000	19	29	.655	7	17	24	1.0	22	0	22	73	3.0	38	56	2.3
Stone, Kenny	33	223	387	.576	7	15	.467	123	173	.711	87	222	309	9.4	95	122	87	121	3.7	116	576	17.5
Swanson, Eric	33	182	305	.597	12	21	.571	102	147	.694	90	162	252	7.6	73	6	32	43	1.3	46	478	14.5
White, Tim	17	30	52	.577	0	0	.000	13	24	.542	24	45	69	4.1	21	20	3	4	0.2	14	73	4.3
Schlacter, Rich	12	9	19	.474	0	9	.000	7	11	.636	2	7	9	0.7	5	1	4	6	0.5	6	25	2.1
TEAM REBOUNDS											103	34	137	4.2								
GFC	33	1258	2263	.556	102	250	.408	553	761	.727	523	853	1376	41.7	589	202	483	834	25.3	591	3172	96.1
OPPONENTS	33	1008	2204	.457	68	210	.324	413	593	.696	520	693	1213	36.8	625	86	300	566	17.2	754	2497	75.7

A LOOK AT THE PAST



The game of basketball was invented by Dr. James Naismith in 1891, and it took just seven years for it to be brought to George Fox College (then called Pacific College).

College board member and community leader T. W. Hester and others first saw the game played at the Portland YMCA. They were captivated by the new game and secured a ball, which they brought back to the College. The first exhibition game was played shortly thereafter, in the winter of 1898, and the first site was the third floor of the old Commercial Hotel on North Main Street because the College had no adequate space for the new sport.

The first gymnasium on the campus was the upper part of one wing of an old academy building (Hoover Hall), built in 1885 and torn down in the mid-1950s. A one-room wood gymnasium building was constructed in 1916 and served until 1946, when the College opened Hester Gymnasium, a concrete block structure built partly by student/faculty labor at a cost of \$40,000. The building, with a single hemlock playing floor and seating for 1,100, served through the 1976-77 season with opening of Wheeler Center.

College athletic affiliation in men's basketball over those years has gone from independent status to membership in the old Willamette Christian College Conference, the Metropolitan Conference, the Oregon Collegiate Conference, and back again to the present status as a major small college independent member of NAIA District 2 (joined in 1965). In 1973 George Fox was the district champion and has been in the district playoffs 13 of the last 17 years.

"Our greatest basketball year," according to a College publication, "The First Fifty Years" (published in 1941), "was reached in 1917 when Pacific College won the [Willamette Valley] league championship and defeated Oregon State College 34-25." There have, of course, been many significant wins, seasons, and players throughout the last 90 years. Much of that history, however, has been lost because of the lack of available information and incomplete records prior to NAIA membership in 1965. Highlights and records since that time appear on the following pages. Pre-NAIA statistics available show these marks: Bill Hopper with a 42-point game and 1,737 career points in 1954-1958, and Cub Grimm in 1952-53 season with a 21.0 game average, and 26 free throws in a contest with the Oregon Medical School in 1953.

HOW IT LOOKS FOR 1987-88

What will the 1987-88 George Fox College basketball Bruins do to follow up their best season ever? Can the Bruins add a fourth consecutive 20-plus winning season? Has All-American, NBA draft pick Kenny Stone been replaced? Will national standings and statistics continue?

When you're riding the crest of a wave of success – George Fox was 27-6 last year (its best season ever) and reached as high as 19th in the NAIA poll – the questions seem to multiply. And coach Mark Vernon fields them deftly and openly. He admits the Bruins definitely will miss the graduation of four seniors, especially all-everything Kenny Stone. He's not been replaced and he'll be missed. But George Fox is not desperate. Three starters are back; there's a good nucleus around which to build.

The GFC restructuring will be with less experience at center and a less-experienced bench, which last year was the deepest it's ever been. Vernon will turn to his guards, fielding, perhaps, the quickest trio in the district. "Our strength will be our running game," says the sixth-year coach, who has a 107-51 record in five years. "It's the quickest team I've ever coached."

And, as is the Vernon tradition, there will be tough defense. "We will live and die with defense," is the way he puts it. "We will be small, so we need to play aggressive 'D' to counteract our lack of size."

So, what is the goal this season? Says Vernon: "We will be looking to be over .500 for the season, and, hopefully, to be in the top four in our division."

George Fox does have scoring power again. It will be led by all-district Dan Newman, the best returning guard in the Northwest. Averaging 16.7 points a game last season, he was named the top guard on the All-Northwest third team as a junior with only senior guards on the first and second teams. Twice he has been a District 2 all-star choice. Newman, 6-1, led the district last year in free throw accuracy at .918, was ninth in scoring production and seventh in field goal accuracy.

He'll be teamed with 6-0 junior guard Brent Peterson and junior transfer Jeff Richards. Peterson is the second-best returning district player in assists (5.1) and the third best returning district player in field goal accuracy at .574. The fastest player for the Bruins, he averaged 10.8 points a game last year.

Richards, a 6-1 point guard, adds quickness with the ball. Previously he played at Clackamas Community where he averaged 13 points and 9.5 assists a game.

A key returning big man is 6-5 senior forward Eric Swanson, another possible all-district candidate. He was the Northwest's second best in field goal accuracy last year at .597. Swanson is the district's fifth-best returning rebounder.

EXPERIENCE CHART


Lettermen Returning: Eric Lautenbach, Dan Newman, Brent Peterson, Cliff Samodurov, Eric Swanson, Tim White

Starters Returning: Dan Newman, Brent Peterson, Eric Swanson

Newcomers: Pat Casey, Tim Jacobson, Jeff Richards, Rich Schlachter, Jeff Spurgeon, Dave Wilson

By class: Senior – Eric Lautenbach, Dan Newman, Cliff Samodurov, Eric Swanson; Junior – Pat Casey, Brent Peterson, Jeff Richards, Jeff Spurgeon, Tim White; Sophomore – Rich Schlachter; Freshman – Tim Jacobson, Dave Wilson

THE BRUINS - AS INDIVIDUALS




PAT CASEY

Junior
6-2 • 200
Forward

Newberg, Ore.
(Newberg)

Perhaps one of the most "unusual" players to be a Bruin, because he also is the College's baseball coach and a former pro player in that sport . . . hired in the summer for the diamond sport after seven seasons with the San Diego, Seattle, and Minnesota organizations . . . was playing basketball and baseball at the University of Portland when drafted for baseball . . . at Newberg High averaged 24 points and 13 rebounds a game to become All-State player in basketball . . . had one game with 45 points . . . will vie for small forward slot, a possible starter when eligible Jan. 8 . . . excellent shooter and driver to basket . . . aggressive defensive player . . . one of two married players on the team . . . a secondary education major . . . favorite food: oysters, pizza . . . hobbies: selling real estate . . . most influential person in life: father . . . person most admired: mother and father. Born Mar. 17, 1959, son of Fred and Bev Casey.

MARK'S REMARKS: "Pat will bring us experience and maturity when he is eligible. He's a very aggressive player around the hoop with a great shooting touch. He will make us tough."




TIM JACOBSON

Freshman
6-2 • 150
Guard

Kasilof, Alaska
(Soldotna)

One of just two freshmen to make this year's squad . . . a strong outside shooter who received an Outstanding and Distinguished Athlete of the Year award for Alaska last year . . . at 19.6 points a game led his team, and also led as captain . . . was region leader in scoring, and also in field goal percent (59%) and free throw accuracy (89%) . . . selected for All-Alaska High School All-Star Game . . . played with international tour team in Australia during the summer . . . working to improve strength and jumping . . . a Christian ministries major . . . favorite food: pizza . . . hobbies: bow hunting, bike riding and sharing Jesus Christ . . . most influential person in life: Northwest Basketball Camp director Fred Crowell . . . person most admired: mother and father. Born Aug. 17, 1968, son of Timothy and Rosann Jacobson.

MARK'S REMARKS: "Tim will use this year for experience and should have a good career at George Fox."



ERIC LAUTENBACH


Senior
6-6 • 205
Forward

Portland, Ore.
(Sunset)

An outstanding outside shooter and intelligent player who returns after missing two-thirds of the season a year ago with major knee injury ... one of two married players ... a business major ... favorite food: hamburgers, Mexican foods ... hobbies: piano, tennis, reading ... most influential person in life: father and mother ... person most admired: father, NBA coach Jack Ramsay. Born Feb. 28, 1966, son of Jake and Maurine Lautenbach ... name pronunciation: "Law-ton-bock" ... nickname: "E."

MARK'S REMARKS: "Hopefully, Eric will return to full health; we need his experience and leadership on the floor and if he's healthy he will push for a starting position."

Year	G	FG	%	3 Pt.	%	FT	%	Rb.	Avg.	Ast.	Pts.	Avg.
84-85	22	10/35	.286			14/18	.778	28	1.3	4	34	1.5
85-86	31	158/295	.536			80/99	.808	135	4.4	37	396	12.8
86-87	10	29/59	.492	11/25	.440	11/13	.846	37	3.7	16	80	8.0
Career	63	197/389	.505	11/25	.440	105/140	.750	200	3.2	57	510	8.1



DAN NEWMAN

Senior
6-1 • 180
Guard

Portland, Ore.
(Madison High)
(Concordia)

The best returning guard in the Northwest ... will compete for NAIA District 2 Player of the Year ... twice named district all-star ... last year named top guard on All-Northwest third team as junior with only senior guards on first and second teams ... led the district last year in free throw accuracy at .918 (second in the Northwest) ... averaged 16.7 points, ninth best for a returning player ... the fifth best returning district player in assists at 4.0 a game ... seventh best returning player in field goal accuracy at .544 ... a cocaptain ... played for All-Army Europe team, averaging 20.5 points a game and 9.5 assists ... averaged 19.5 points and 5 assists a game for two seasons at Concordia ... a secondary education major ... favorite food: bacon colossal, oriental noodles ... hobbies: music, drawing ... most influential person in life: father ... person most admired: father. Born Mar. 14, 1962, son of Willis and Sue Newman.


MARK'S REMARKS: "Dan's the best shooting guard I've ever had and he could be the best scoring guard in the district, if not the Northwest. He definitely will be our 'go-to' man when we need two points."

Year	G	FG	%	3 Pt.	%	FT	%	Rb.	Avg.	Ast.	Pts.	Avg.
86-87	30	200/370	.541	32/71	.451	69/74	.932	54	1.8	120	501	16.7

87-88 33 202/379 .506 102/130 .784 68 2.1 57 501 15.1

80-81 29 209/385 .543 102/118 .864 65 2.2 52 520 18.0

Career 92 611/1154 .529 273/277 .847 187 2.0 229 1822 19.7



BRENT PETERSON

Junior
6-0 • 170
Guard

Bozeman, Montana
(Bozeman)

The second-best returning district player in assists (5.1) ... the third-best returning district player in field goal accuracy ... has developed into a complete player with possibility of becoming All-District player even as a junior ... the fastest player on the team ... very good at driving to the basket ... good passer, exceptional in the open court ... will play off-guard position and be relied upon more for scoring ... a business major ... favorite food: roast beef, pizza ... hobbies: softball ... most influential person in life: mother ... person most admired: father. Born Mar. 14, 1967, son of Merton and Joanie Peterson.

MARK'S REMARKS: *"Brent is tremendous in the open court and can use either hand going to the basket; he should have an outstanding year."*

Year	G	FG	%	3 Pt.	%	FT	%	Rb.	Avg.	Ast.	Pts.	Avg.
85-86	21	42/74	.568			26/33	.788	32	1.5	42	110	5.2
86-87	33	144/251	.574	28/72	.389	42/59	.712	49	1.5	156	358	10.8
Career	54	186/325	.572	28/72	.451	68/92	.732	81	1.5	198	468	8.7




JEFF RICHARDS

Junior
6-1 • 180
Guard

Beaverton, Ore.
(Beaverton High)
(Clackamas Community)

A transfer point guard who could be one of best point guards in the district ... adds outstanding quickness with the ball ... an excellent penetrator and passer who also finishes plays well ... tenacious defensive player. ... a red-shirt last season at NCAA Division 2 Eastern Montana ... at Clackamas Community as a sophomore scholar-athlete averaged 13 points and 9.5 assists a game, with 58 percent field goal accuracy ... captained his high school team to runner-up spot in 1984 state tournament ... a business major ... favorite food: Italian ... hobbies: snow and water skiing, weight lifting ... most influential person in life: father ... person most admired: mother ... Born May 9, 1966, son of Thomas and Sharon Richards.

MARK'S REMARKS: *"Jeff can score as well as pass; he will defend the opponent's best offensive guard; he's a real plus to our running game."*



CLIFF SAMODUROV


Senior
5-10 • 150
Guard

Portland
(Portland Christian)

Comes off the bench as a point guard very good at penetrating . . . quickness is his strength . . . good ball handler . . . one of just two four-year Bruins . . . a business/economics - math major . . . favorite food: chicken with dijon sauce, Chinese food . . . hobbies: water skiing; most influential person in life: father . . . person most admired: Dr. J. Born Dec. 14, 1965, son of Walt and Alice Samodurov . . . name pronunciation: "Sam-uh-dur-ahv."

MARK'S REMARKS: "Cliff should give us top-quality minutes running the team and playing tough defense; he will do anything to help the team win."

Year	G	FG	%	3 Pt.	%	FT	%	Rb.	Avg.	Ast.	Pts.	Avg.
85-86	22	8/24	.333			15/21	.714	9	.4	19	31	1.4
86-87	24	18/53	.340	1/1	1.000	19/29	.655	24	1.0	73	56	1.9
Career	46	26/77	.338	1/1	1.000	34/50	.680	33	.72	92	87	1.9



RICH SCHLACHTER


Sophomore
6-4 • 210
Forward

Newberg, Ore.
(Newberg)

Last year's MVP for the Bruin JV squad, averaging 21 points a game to lead the team . . . the only JV player to move up . . . a sound team player . . . good outside shooter and excellent passer to the post . . . still working on rebounding . . . first-team all-league player in high school where he was captain and MVP for two years, averaging 16.9 points a game . . . a business major . . . favorite food: Chinese . . . hobbies: golf, tennis . . . most influential person in life: high school coach Tony Wilder . . . person most admired: David Letterman. Born Oct. 10, 1968, son of Mike and Linda Schlachter . . . name pronunciation: "Sh-lock-ter."

MARK'S REMARKS: "Rich can help us either as a starter or coming off the bench; he is a very sound, fundamental player with an excellent shot."

Year	G	FG	%	3 Pt.	%	FT	%	Rb.	Avg.	Ast.	Pts.	Avg.
86-87	12	9/19	.474	0/9	.000	7/11	.636	9	.7	6	25	2.1




JEFF SPURGEON

Junior
6-5 • 205
Forward

Great Falls, Mont.
(Russell)
(Northwest College)

A transfer expected to red-shirt this season while learning the Bruin system . . . a strong player inside . . . at Northwest College averaged 13 points and 7 rebounds a game as a sophomore . . . named Most Inspirational both junior and senior years in high school . . . an athletic training major . . . favorite food: Italian and Mexican . . . hobbies: snow skiing . . . most influential person in life: mother, father, brother . . . person most admired: Julius Erving. Born May 15, 1967, son of Don and Carol Spurgeon . . . name pronunciation: "Spurge-un."

MARK'S REMARKS: *"Jeff will help us in practices this year while learning our system and will use the year to improve; we will count on him heavily the following year."*



ERIC SWANSON


Senior
6-5 • 210
Forward

Castle Rock, Wash.
(Castle Rock High)
(Grays Harbor Comm.)

A possible All-District Player who is the leader of the Bruins . . . Northwest's second-best in field goal accuracy last year . . . district's fifth-best returning rebounder . . . good outside, good inside . . . a cocaptain . . . the 1986 MVP for Washington Region 2 community colleges . . . recruited by 21 colleges, including NCAA Division I schools . . . a strong desire to win . . . an education major . . . favorite food: pizza, steak . . . hobbies: skiing, slow-pitch softball, fishing . . . most influential person in life: mother and father . . . person most admired: father. Born Nov. 17, 1965, son of Lyle and Linda Swanson . . . nickname: "Swaney."

MARK'S REMARKS: *"Eric is the backbone of the team and our leader - how far we go will depend on him; he is an absolute pleasure to coach. His desire to win rubs off on the other players."*

Year	G	FG	%	3 Pt.	%	FT	%	Rb.	Avg.	Ast.	Pts.	Avg.
86-87	33	182/305	.597	12/21	.571	102/147	.694	252	7.6	43	478	14.5



TIM WHITE


Junior
6-7 • 220
Center

Oregon City, Ore.
(North Clackamas
Christian)

An aggressive player who, if he has a good year, will help the Bruins have a good year ... is fighting for a starting center slot ... improved greatly last year playing behind All-American/NBA draft pick Kenny Stone ... rebounds well ... saw action in half the games last season ... is working on defensive foot work ... a history major ... favorite food: steak and lobster ... hobbies: hunting and fishing ... most influential person in life: mother and father ... person most admired: Larry Bird. Born Nov. 21, 1966, son of John and Lola White.

MARK'S REMARKS: "Tim has improved tremendously in his first two years and I think is now ready to be a starting player for the Bruins; he will be counted on to rebound and play solid defense in the post; we need him to have a good year."

Year	G	FG	%	3 Pt.	%	FT	%	Rb.	Avg.	Ast.	Pts.	Avg.
85-86	17	8/19	.421			3/10	.300	29	1.7	2	19	1.1
86-87	17	30/52	.577	0/0	.000	13/24	.542	69	4.1	4	69	4.1
Career	34	38/71	.535	0/0	.000	16/34	.470	98	2.9	6	88	2.6



DAVID WILSON

Freshman
6-11 • 200
Center

Chehalis, Wash.
(West High)

A player with tremendous potential ... at 6-11 one of the tallest players in the district ... great shot blocker ... good shooting touch around the basket ... intelligent player who runs the floor like a small forward ... averaged 14 points, 9 rebounds, and 4 blocked shots a game last year as team's captain ... named to AA Black Hills League All-Star team ... is working to improve strength ... a liberal arts major ... favorite food: pizza, Chinese ... hobbies: bike riding ... most influential person in life: father ... person most admired: Akeem Olajuwon. Born Sept. 18, 1969, son of Terry and Donna Wilson.

MARK'S REMARKS: "Dave will be counted on, even as a freshman, to compete for a starting center position; he gives us the shot blocker in the middle and is a good post defender; he will have a tremendous career at GFC."

COACH MARK VERNON

Mark S. Vernon is George Fox College's winningest coach ever with a 107-51 record, a winning rate of 68 percent. Under his leadership the Bruins are 41-1 at home in the last three seasons and 60-14 in four years. And, Vernon is the only GFC coach to have ever posted a winning record on the road, where he is 47-38.



His efforts have not gone unnoticed. In 1985 he was named NAIA District 2 Basketball Coach of the Year. He was the youngest coach in the district at the time and the Bruins had just gone 27-7, the best record in GFC's history, and a record that made it Oregon's winningest college in basketball—at any level—in Oregon. *NCCAA Coach of Year - 1987*

In his first season the Bruins were 15-16, in tenth place in NAIA District 2, up from 16th the year before. The next year the Bruins were 17-12 and in fifth slot. In 1984-85 the Bruins produced their 27-7 mark and GFC was second. Two years ago GFC went 21-10, third in the district, and last year it was 27-6 record, second in the district.

Vernon, 34, has his entire collegiate coaching career at George Fox, but the tie with the Bruins is longer. He came to the College in 1975 as a student and basketball player. Upon completion of his eligibility he remained with GFC as an assistant for three years (1977-78, 79-80, and 81-82).

Vernon was assistant for the Bruins while working on a master's degree in physical education at Linfield College, with work completed in 1982. Vernon teaches physical education classes in addition to his coaching duty.

With the departure of Sam Willard as head coach, the College began a six-week nationwide search that started with more than 70 names. In the end, the search committee found the new Bruin coach they were looking for was already on campus. Vernon was named in May 1982.

A 1977 George Fox graduate, Vernon, as a senior, was named the College's Outstanding Physical Education Major. The same year he was named George Fox's Outstanding Young Person in Teacher Education by Phi Delta Kappa, a national professional educators society.

In the fall of 1981 Vernon joined the GFC physical education faculty as women's volleyball coach, women's tennis coach, and basketball assistant, along with teaching assignments.

As a basketball Bruin, Vernon was a guard, establishing the Bruins' all-time career high average in assists (3.9) at that time. He was named the team's Most Inspirational Player by his teammates as a senior, a year the Bruins were 20-9. During Vernon's two years in a Bruin uniform his teams were 39-17, and Vernon compiled statistics that place him number 2 in the Value Point System, preceded only by All-American Paul Cozens.

Vernon also played one year at Highline Community College, Seattle, receiving both Best Defense and Hustle awards. He also played ball at West Seattle High School, where he was named Outstanding Athlete of the Year as a senior.

Vernon and his wife, Denise, 27, were married in August 1981. Returning to school after a couple of years out for work, she completed a degree in physical education in 1985. As a Lady Bruin in volleyball she helped her team to the National Christian College Athletic Association national title, named an All-American. She is a dental assistant for Newberg dentist Lance Rosenau.

ASST. COACH STEVE GRANT

Steve Grant is in his sixth year with the Bruins, being named in 1982 to the George Fox physical education teaching faculty and to serve as men's basketball assistant and head women's volleyball coach.


Grant, 41, replaced Mark Vernon as volleyball coach when Vernon stepped up to the head basketball position. The Bruin assistant is a 1969 graduate of Biola, where as a guard for the Eagles he was named Most Valuable both his junior and senior years. He then was named assistant basketball coach for two years, also assisting in soccer.



At Western Baptist College in 1981-82, Grant coached the women's basketball team and was head men's soccer coach, guiding the Warriors to an 8-4-3 mark. Grant previously was at Salem Academy for 10 years where for nine years, until 1980, he guided the basketball Crusaders. He coached varsity baseball for five seasons, then varsity women's volleyball for five years, leading Salem Academy to the playoffs each of those years.

In his first season with the volleyball Bruins, Grant guided his squad to a 15-6 record and regional playoffs. In his second year it was 11-18. In 1984 it was 30-10 as George Fox won the National Christian College Athletic Association national championship in Chicago. Grant was named NCCAA national Coach of the Year as well as NAIA District 2 1984 Coach of the Year as his Lady Bruins finished third in district play. In 1985 the Lady Bruins were 16-18. Last year it was 15-16, and this fall the Lady Bruins, with a 33-22 record, again won the NCCAA national title. Grant was again named NCCAA Coach of the Year.


Grant and his wife, Kathleen, live in Salem. They have two children, Jeff, 15, and Bryan, 12.



Coaches: Grant, Vernon, Mount

BRUIN STAFF

PAUL BERRY is in his third year as George Fox College Athletic Director. He joined the GFC Physical Education staff in 1984 as soccer and baseball coach, also assisting with athletic recruitment. In the fall of 1986 he stepped out of the position of field coach in soccer and assumed duties helping direct the GFC Bruin Club, the fund-raising organization for athletic scholarships. This summer he left the position of baseball coach and became director of the College's new English Language Institute program.



Berry, 45, came to the college with 10 years of college-level coaching. For three years (1971-74) Berry was a soccer coach at Cedarville College, Ohio. He then moved to Los Angeles Baptist College, coaching both soccer and baseball. From 1976 to 1980 Berry was director of admissions and college relations at Los Angeles Baptist.

For the three years prior to moving to GFC, Berry was assistant baseball coach at Biola University while operating his own sporting goods company. He has a master's degree in physical education from Cal State - Long Beach, received in 1971.

MIKE WIRTA is in his 17th year as George Fox basketball statistician. Called "Biggs" by his friends, Wirta is a 1974 George Fox graduate and perhaps one of the most loyal Bruin fans. A member of the College's physical plant staff, Wirta has the upkeep of the sports center as his major responsibility. A Newberg native, he devotes many volunteer hours to compiling statistics and records for the players and teams recorded in this book.



BARRY HUBBELL has directed the George Fox Sports Information program since 1970. He joined the College staff in 1968 as Director of Information and in 1972 was named Director of College Relations, overseeing all college publicity and promotion. A 1964 graduate of the College, he was a correspondent for Portland and Salem newspapers and a McMinnville radio station before assuming his George Fox positions.

He is a member of the NAIA Sports Information Directors Association and the College Sports Information Directors Association. In the last seven years the organizations have awarded his publications 22 national awards, including five first places; included are those for best basketball media guides, best basketball programs, and best track media guides.

SPORTS INFORMATION ASSISTANTS - Brian Bizik, Melanie Springer

SCOREKEEPER - Don Millage

CLOCK - Bob Stewart, Quincy Fodge

STATISTICAL ASSISTANTS - Randy Hutchins, Gary Adams

BALL BOYS - Jason Herrick, Brook Jackson, Jonathan Rickey

PEP BAND DIRECTOR - Joey Rourke

PUBLIC ADDRESS ANNOUNCER - Paul Berry

BRUIN HOSTS/HOSTESSES



Back row, left to right: Jonathon Telfer, Cherryynn Kast, Toby Long, Brenda Bains, Mark Douglas. Front row: Christine Schuck, Kerri Jo Jacobson, Catherine O'Neil.

The College's "official greeters" to Bruin sports fans and for other special occasions, the 1987-88 Bruin Hosts/Hostesses, were specially chosen from those volunteering. In charge of hospitality for the Coleman Wheeler Sports Center, they provide service at home games – giving information, programs, refreshments to press members and statisticians, and smiles to all.

Heading the organization is Christine Schuck, a senior business major from Ariel, Wash. Other members are Brenda Bains, a senior interdisciplinary major from Portland; Mark Douglas, a sophomore elementary education major from West Linn; Cherryynn Kast, a junior language arts teaching major from Glens Ferry, Idaho; Toby Long, a senior chemistry major from Walla Walla, Wash.; Catherine O'Neil, a senior business/economics major from Poway, Calif., and Jonathon Telfer, a sophomore Christian ministries major from Aurora, Ore. Back-up member is Kerri Jo Jacobson, a senior social studies teaching major from Kasilof, Alaska.

BRUIN RALLY SQUAD



Back row, left to right: Susan Barnett, Kerry Grant, Krista Scudder. Front row, left to right: Tammy Knodel, Nicole Miller, Shelli Rambo.

Bruin basketball cheers are led by a six-member squad chosen by a student-faculty-staff committee after tryouts. Members are Susan Barnett, a sophomore social work/sociology major from Salem, Ore.; Kerry Grant, a sophomore liberal arts major from Milwaukie, Ore.; Tammy Knodel, a sophomore elementary education major from Boring, Ore.; Nicole Miller, a sophomore secondary education-music teaching major from Naperville, Ill.; Shelli Rambo, a junior social work/sociology major from Boise, Idaho; and Krista Scudder, a sophomore business major from Hammett, Idaho.

JV ROSTER

<i>Name</i>	<i>No.</i>	<i>Pos.</i>	<i>Height</i>	<i>Year</i>	<i>Hometown</i>
Hyatt, Andy	20/21	G	6-0	So.	Grants Pass, Ore.
Hurty, John	32/33	F	6-1	Fr.	Carlton, Ore.
Jacobson, Tim	14/15	G	6-2	Fr.	Kasilof, Alaska
LaVeine, Andy	44/45	F	6-3	Jr.	Tigard, Ore.
LaVeine, Dan	24/25	F	6-2	Fr.	Tigard, Ore.
Martin, Lance	22/23	G	5-9	Fr.	Seattle, Wash.
Miller, Jeremy	10/11	G	5-9	Fr.	McCall, Idaho
Wilson, Dave	54/55	C	6-11	Fr.	Chehalis, Wash.



JV SCHEDULE

Nov. 24	Linfield College JV, 5:15 p.m.	McMinnville
Dec. 2	Mt. Hood Community, 7:00 p.m.	Portland
7	Pacific University JV, 7:00 p.m.	Newberg
12	Willamette University JV, 3:00 p.m.	Salem
14	Western Oregon State JV, 5:15 p.m.	Newberg
Jan. 12	Linfield College JV, 7:00 p.m.	Newberg
16	Eugene Bible College, 8:00 p.m.	Eugene
19	Western Oregon State JV, 5:15 p.m.	Monmouth
21	Willamette University JV, 7:00 p.m.	Newberg
22	Western Baptist College JV, 5:00 p.m.	Salem
29	Portland Bible College, 7:30 p.m.	Portland
Feb. 2	Eugene Bible College, 7:00 p.m.	Newberg
12	Linfield College JV, 5:15 p.m.	McMinnville
13	Western Baptist College JV, 5:15 p.m.	Newberg
16	Pacific University JV, 7:30 p.m.	Forest Grove
19	Willamette University JV, 5:15 p.m.	Salem

JV COACH MATT MOUNT


Matt Mount is in the coaching ranks for a third season, returning to coach GFC's jayvee team and to serve as second assistant to Coach Mark Vernon and the varsity squad.


A 1986 George Fox graduate, Mount was named GFC's "Outstanding Physical Education Major" and with a 3.95 grade average was second in his class academically.

He gave up his final year of college playing eligibility to take an early coaching start. Mount, 23, assists Vernon with varsity practices, in charting during the varsity games, and as Baby Bruin boss.

Originally from Bainbridge Island, Wash., Mount, a 6-0 guard, played three years for Vernon and knows his system. In high school he was an Olympic League Coaches' All-Star Team choice as a senior when his team went 20-4 and he averaged 16 points a game.

Now working in the Newberg area, Mount was married to his wife, Grace, a 1984 GFC graduate, in June 1986.






Back row, left to right: Pat Casey, Tim Jacobson, Eric Lauterbach, Rich Schlachter. Front row, left to right: Asst. Coach Dan Newman, Brent Peterson, Cliff Samodurov

Name	Home	Pos.	Height	Weight	
CASEY, Pat	30	F	6-2	200	
JACOBSON, Tim	12	G	6-2	150	
LAUTENBACH, Eric	32	F	6-6	205	
NEWMAN, Dan	22	G	6-1	180	
PETERSON, Brent	14	G	6-0	170	
RICHARDS, Jeff	24	G	6-1	180	
SAMODUROV, Cliff	10	G	5-10	150	
SCHLACHTER, Rich	34	F	6-4	210	
SPURGEON, Jeff	40	F	6-5	205	
SWANSON, Eric	42	F	6-5	210	
WHITE, Tim	50	C	6-7	220	
WILSON, Dave	44	C	6-11	200	

NUMERICAL ROSTER

10	Cliff Samodurov	22	Dan Newman
12	Tim Jacobson	24	Jeff Richards
14	Brent Peterson	30	Pat Casey

87-88 BASKETBALL ROSTER



Lautenbach, Eric Swanson, Dave Wilson, Tim White, Jeff Spurgeon, Steve Grant, Asst. Coach Matt Mount, Jeff Richards, Samodurov, Coach Mark Vernon.

Age	Year	Exp.	Hometown (High School)
28	Jr.	2V	Newberg, Ore. (Newberg)
19	Fr.	HS	Kasilof, Alaska (Soldotna)
21	Sr.	3V	Portland, Ore. (Sunset)
25	Sr.	3V	Portland, Ore. (Madison) (Concordia)
20	Jr.	2V	Bozeman, Mont. (Bozeman)
21	Jr.	2JC	Beaverton, Ore. (Beaverton) (Clackamas Community)
22	Sr.	1JV/2V	Portland, Ore. (Portland Christian)
19	So.	1JV/V	Newberg (Newberg)
20	Jr.	2V	Great Falls, Mont. (Russell) (Northwest)
22	Sr.	2JC/1V	Castle Rock, Wash. (Castle Rock) (Grays Harbor Community)
21	Jr.	2V	Oregon City, Ore. (N. Clackamas Christian)
18	Fr.	HS	Chehalis, Wash. (West)

32 Eric Lautenbach
34 Rich Schlachter
40 Jeff Spurgeon

42 Eric Swanson
44 Dave Wilson
50 Tim White

BRUIN RECORDS

(Since Joining NAIA)

INDIVIDUAL SINGLE GAME RECORDS

Most Points - 42	Hille van der Kooy	vs. Eastern Oregon 12/5/80
Most Field Goals - 17	Rob Wunder	vs. Macalester 1/6/73
	Paul Cozens	vs. Southern Oregon 2/19/75
Most Field Goals Att. - 31	Larry Craven	vs. Southern Oregon 1/26/69
Best Field Goals Pct. - 1.000 (10-10)	J. R. Smith	vs. Columbia Christian 1/29/82
Best Field Goals Pct. (with miss) - .933 (14-15)	Paul Cozens	vs. Pacific 12/17/76
Most 3-Point Goals - 4	Eric Lautenbach	vs. Cal Lutheran 12/30/86
	Dan Newman	vs. College of Idaho 1/16/87
		vs. Oregon Tech 3/3/87
Most 3-Point Attempts - 7	Eric Lautenbach	vs. Cal Lutheran 12/30/87
	Dan Newman	vs. College of Idaho 1/16/87
		vs. Covenant College 3/12/87
Best 3-Point Percentage - .667	Dan Newman	vs. Oregon Tech 3/3/87
Most Free Throws Made - 16	Hille van der Kooy (14-15)	vs. Eastern Oregon 12/5/80
	Kenny Stone (16-19)	vs. College of Idaho 1/28/87
Most Free Throws Att. - 19	Kenny Stone (16-19)	vs. College of Idaho 1/28/87
Best Free Throw Pct. - 1.000	Paul Cozens (12-12)	vs. Warner Pacific 2/21/78
Best Free Throw Pct. (with miss) - .933	Tom Hewitt (14-15)	vs. Pacific 12/18/75
	Hille van der Kooy (14-15)	vs. Eastern Oregon 12/5/80
	Randy Dunn (14-15)	vs. Linfield 1/6/84
Most Rebounds - 25	Gordy Loewen	vs. Warner Pacific 2/11/71
Most Off. Reb. - 16	Gordy Loewen	vs. Warner Pac. 2/11/71
Most Def. Reb. - 18	Randy Dunn	vs. NNC 2/18/84
Most Assists - 14	Mike Royer	vs. Eastern Oregon 1/18/82
	Les Harrison	vs. Oregon Tech 3/1/86
Most Turnovers - 11	Gary Chenault	vs. Portland State 1/13/78
Most Steals - 11	Curtis Kimbrough	vs. U.C. - San Diego 12/19/84
Most Blocked Shots - 8	Kenny Stone	vs. Willamette 11/5/85
		vs. Concordia 3/5/87
		vs. Concordia 2/9/88

INDIVIDUAL SEASON RECORDS

Most Points - 692	Paul Cozens	1977-78
Best Average - 23.9	Paul Cozens	1977-78
Most Field Goals Made - 270	Paul Cozens	1977-78
Most Field Goals Att. - 500	Rob Wunder	1973-74
Best Field Goal Pct. - .617 (109-175)	J.R. Smith	1981-82
Most Consecutive Field Goals - 16	J.R. Smith	1981-82
Most 3-Points Made - 32	Dan Newman	1986-87
Most 3-Point Attempts - 72	Brent Peterson	1986-87
Best 3-Point Pct. - .451 (32/71)	Dan Newman	1986-87
Most Free Throws Made - 152	Paul Cozens	1977-78
Most Free Throws Att. - 211	Kenny Stone	1984-85
Best Free Throw Pct. - .932 (69-74)	Dan Newman	1986-87

Most Consecutive Free Throws – 56 . Gary Chenault 1978-79
 Most Rebounds – 422 Randy Dunn 1981-82
 Most Offensive Rebounds – 138 Randy Dunn 1981-82
 Most Defensive Rebounds – 284 Randy Dunn 1981-82
 Best Rebound Average – 12.79 Randy Dunn 1981-82
 Most Assists – 178 Mike Royer 1981-82
 Best Assist Average – 6.1 Tom Hewitt 1976-77
 Most Blocked Shots – ~~123~~ ~~Kenny Stone~~ 1984-85 *87-88*
 Best Block Average – 3.73 Kenny Stone 1985-86
 Most Turnovers – 132 Mike Royer 1981-82
 Most Steals – 110 Curtis Kimbrough 1986-87
 Best Steal Average – 3.48 Curtis Kimbrough 1985-86
 Most Fouls – 116 Dave Mauermann 1982-83
 Highest Foul Average – 3.74 Dave Mauermann 1982-83
 Most Games Played – 34 6 Players tied 1984-85

INDIVIDUAL CAREER RECORDS

Most Points – 2,187 Paul Cozens 1974-78
 Best Average – 20.53 Hille van der Kooy 1979-81
 Most Field Goals Made – 895 Paul Cozens 1974-78
 Most Field Goals Att. – 1,620 Paul Cozens 1974-78
 Best Field Goal Pct. – .572 Kenny Stone 1983-87
 Most 3-Points Made – 32 Dan Newman 1986-87
 Most 3-Point Attempts – 72 Brent Peterson 1986-87
 Best 3-Point Percentage – .451 (32/71) Dan Newman
 1986-87
 Most Free Throws – 455 Kenny Stone 1983-87
 Most Free Throws Att. – 688 Kenny Stone 1983-87
 Best Free Throw Pct. – .870 Gary Chenault 1976-79
 Most Rebounds – 1,147 Paul Cozens 1974-78
 Most Offensive Rebounds – 335 Randy Dunn 1981-84
 Most Defensive Rebounds – 821 Paul Cozens 1974-78
 Best Rebound Average – 11.6 Hille van der Kooy 1979-81
 Most Assists – 520 Al Vasey 1982-86
 Best Assist Average – 4.80 Les Harrison 1984-86
 Most Steals – 341 Curtis Kimbrough 1983-87
 Best Steal Average – 2.94 Curtis Kimbrough 1983-87
 Most Games Played – 126 Kenny Stone 1983-87
 Most Personal Fouls – 303 Gordy Loewen 1968-72
 Most Blocked Shots – 430 Kenny Stone 1983-87
 Best Blocked Shots Average – 3.41 Kenny Stone 1983-87

TEAM SINGLE GAME RECORDS

Most Points (overtime) – 123 vs. Linfield
 (123-116) (4 OTs) 12/30/75
 Most Points (regulation) – 143 vs. Northwest
 (143-56) 1/23/87
 Least Points – 33 vs. EOSC (33-30) 2/6/81
 Least Points Against – 30 vs. Eastern Oregon
 (33-30) 2/6/81
 Most Points Against – 124 vs. Portland State
 (124-81) 1/13/78
 Biggest Winning Margin – 87 vs. Northwest
 (143-56) 1/23/87
 Biggest Losing Margin – 62 vs. Lewis & Clark
 (112-50) 1/15/70
 Most Field Goals – 57 vs. Northwest (1/23/87)
 Most Field Goals Att. – 114 vs. Columbia Christian 1/8/74
 Best Field Goal Pct. – .714 vs. Columbia Christian
 (40-56) 1/29/82
 Worst Field Goal Pct. – .202 vs. Pacific (21-104) 12/10/67
 Most 3-Point Goals – 8 vs. College of Idaho 2/7/87
 vs. Concordia 3/5/87
 Most 3-Point Attempts – 16 vs. College of Idaho 2/7/87
 Best 3-Point Percentage – .778 (7/9) vs. St. Martins
 1/6/87

Most Free Throws Made - 39 vs. Lewis & Clark
(39-47) 1/8/71

Most Free Throws Att. - 50
vs. Northwest Nazarene (30-50) 2/14/70
vs. Western Oregon (38-50) 2/15/86

Best Free Throw Pct. - 1.000 vs. Warner Pacific
(6-6) 2/12/77

Best Free Throw Pct. (with miss) - .923
vs. Northwest Nazarene (36-39) 2/9/76

Most Rebounds - 104 vs. Columbia Christian 1/8/74

Most Assists - 41 vs. Northwest 1/23/87

Most Turnovers - 48 vs. Whitman 12/19/72

Most Personal Fouls - 39 vs. Northwest Nazarene 2/4/71

Most Steals - 28 vs. Northwest 1/23/87

Most Blocked Shots - 14 vs. Pacific 12/13/84

Handwritten notes: 31, 14, 1, DOMIN 1-2-88, 42/PT

TEAM SEASON RECORDS

Most Wins	27 (27-7)	1984-85
	27 (27-6)	1986-87
Best Winning Pct.	.818 (27-6)	1986-87
Most Losses	23 (3-23)	1969-70
Least Losses	6 (27-6)	1986-87
Least Wins	3 (3-23)	1969-70
Lowest Winning Pct.	.115 (3-23)	1969-70
Most Points	3172	1986-87
Least Points	1816	1968-69
Most Points Against	2667	1981-82
Least Points Against	1964	1971-72
Highest Scoring Average	96.1	1986-87
Lowest Scoring Average	66.9	1965-66
Highest Scoring Average Against	89.0	1969-70
Lowest Scoring Average Against	66.6	1965-66
Highest Scoring Margin	20.4	1986-87
Most Field Goals Made	1258	1986-87
Most Field Goals Att.	2263	1986-87
Best Field Goal Pct.	.556	1986-87
Most 3-Point Goals	102	1986-87
Most 3-Point Att.	250	1986-87
Best 3-Point Pct.	.408	1986-87
Most Free Throws Made	642	1984-85
Most Free Throws Att.	874	1984-85
Best Free Throw Pct.	.775	1983-84
Most Rebounds	1406	1973-74
Best Rebound Average	46.80	1973-74
Best Rebound Margin	6.3	1981-82
Most Assists	834	1986-87
Best Assist Average	25.27	1986-87
Most Turnovers	596	1985-86
Most Steals	483	1986-87
Best Steal Average	14.64	1986-87
Most Personal Fouls	704	1984-85
Longest Winning String	15 (games 8 thru 22)	1986-87
Longest Loss String	18 (games 8 thru 25)	1969-70

Handwritten notes: MOST DECEMBER + AVG.

BRUIN TOP TEN

(NAIA Competition)

CAREER SCORING

Name	Years Played	Games	Total	Average
Paul Cozens	1974-78	113	2187	19.35
Kenny Stone	1983-87	126	2050	16.27
Randy Dunn	1981-84	88	1744	19.82
Mike Royer	1978-82	114	1367	12.00
Dave Adrian	1975-78; 1979-80	103	1307	12.69
Gordy Loewen	1968-72	100	1300	13.00
Gary Chenault	1976-79	86	1187	13.80
Hille*van der Kooy	1979-81	57	1170	20.52
Sammy Ibarra	1970-73	84	1140	13.57
Phil Barnhart	1977-81	113	1112	9.84
Dan Newman*	1986-87	30	501	16.70

CAREER REBOUNDED

Paul Cozens	1974-78	113	1147	10.15
Kenny Stone	1983-87	126	1116	8.86
Dave Alteneder	1965-69	104	1013	9.74
Randy Dunn	1981-84	88	994	11.30
Gordy Loewen	1968-72	100	968	9.68
Curtis Kimbrough	1983-87	116	797	6.87
Ray Willis	1972-75	91	771	8.47
Gary Blackmar	1965-68	76	740	9.74
Hille van der Kooy	1979-81	57	660	11.58
Eddie Fields	1970-73	83	503	6.06
Eric Swanson*	1986-87	33	252	7.64

CAREER ASSISTS

Al Vasey	1982-86	118	520	4.41
Mike Royer	1978-82	114	509	4.46
Curtis Kimbrough	1983-87	116	501	4.32
Phil Barnhart	1977-81	113	428	3.79
Tom Hewitt	1973-77	111	404	3.64
Dave Adrian	1975-78; 1979-80	103	376	3.65
Eddie Fields	1970-73	83	325	3.92
Kenny Stone	1984-87	126	316	2.51
Ray Willis	1972-75	91	304	3.34
Les Harrison	1984-86	61	293	4.80
Brent Peterson*	1985-87	54	198	3.66

CAREER FIELD GOAL ACCURACY

(Minimum two years)

Kenny Stone	1983-87	794/1388	.572
Brent Peterson*	1985-87	186/325	.572
Toby Long	1985-87	346/607	.570
Iiley Thompson	1982-84	188/336	.560
Paul Cozens	1974-78	895/1620	.552
Randy Dunn	1981-84	697/1265	.551
Mike Redmond	1985-87	250/455	.549
Dave Mauermann	1981-83	245/447	.548
Eric Smith	1980-82	122/224	.545
Dan Newman*	1986-87	200/370	.541
Mike Brewer	1979-81	222/420	.529

CAREER FREE THROW ACCURACY

(Minimum two years)

Dan Newman *	1986-87	69/74	.932
Gary Chenault	1976-79	195/224	.870
Dave Morgan	1970-72	84/98	.857
Paul Cozens	1974-78	397/470	.845
Al Vasey	1982-86	126/151	.834
Jim McNelly	1965-67	82/100	.820
Eric Lautenbach *	1984-87	105/130	.808
Randy Dunn	1981-84	350/441	.794
Larry Jury	1983-84	231/299	.773
Greg Bolt	1983-85	146/189	.772
Dave Adrian	1975-78; 1979-80	243/316	.769

* Current team member

SEASON SCORING

Name	Year	Total
Paul Cozens	1977-78	692
Randy Dunn	1982-83	614
Hille van der Kooy	1979-80	598
Kenny Stone	1985-86	592
Randy Dunn	1981-82	581
Kenny Stone	1986-87	576
Hille van der Kooy	1980-81	572
Rob Wunder	1973-74	567
Tim Hardie	1976-77	562
Randy Dunn	1983-84	549

SEASON REBOUNDS

Randy Dunn	1981-82	422
Paul Cozens	1977-78	370
Randy Dunn	1982-83	343
Hille van der Kooy	1979-80	333
Hille van der Kooy	1980-81	327
Kenny Stone	1985-86	318
Kenny Stone	1986-87	309
Paul Cozens	1976-77	305
Dave Alteneder	1965-66	297
Gary Blackmar	1966-67	295

SEASON ASSISTS

Mike Royer	1981-82	178
Tom Hewitt	1976-77	177
Phil Barnhart	1979-80	172
Al Vasey	1983-84	172
Jeff Bieker	1981-82	168
Curtis Kimbrough	1985-86	163
Curtis Kimbrough	1986-87	156
Brent Peterson*	1986-87	156
Mark Vernon	1976-77	155
Les Harrison	1984-85	154

SEASON SCORING AVERAGE

Paul Cozens	1977-78	23.9
Randy Dunn	1982-83	21.2
Randy Dunn	1983-84	21.1
Hille van der Kooy	1979-80	20.6
Hille van der Kooy	1980-81	20.4
Tim Hardie	1976-77	20.1
Kenny Stone	1985-86	19.7
Paul Cozens	1975-76	19.6
Rob Wunder	1973-74	18.9
Paul Cozens	1976-77	18.1

SEASON REBOUNDING AVERAGE

Randy Dunn	1981-82	12.79
Paul Cozens	1977-78	12.75
Tom Ackerman	1968-69	12.73
Randy Dunn	1982-83	11.83
Gary Blackmar	1966-67	11.80
Hille van der Kooy	1980-81	11.70
Hille van der Kooy	1979-80	11.50
Dave Alteneder	1967-68	10.80
Dave Alteneder	1965-66	10.60
Kenny Stone	1985-86	10.60

GAME SCORING

Hille van der Kooy	12/5/80 (Eastern Oregon)	42
Paul Cozens	1/21/78 (Warner Pacific)	38
Hille van der Kooy	2/21/81 (Warner Pacific)	38
Paul Cozens	2/19/75 (Southern Oregon)	37
Tom Hewitt	1/25/77 (Alaska - Anchorage)	36
Paul Cozens	12/30/75 (Linfield)	35
Paul Cozens	2/11/78 (College of Idaho)	34
Hille van der Kooy	2/5/80 (Lewis & Clark)	34
Tim Hardie	12/8/76 (Linfield)	34
Rob Wunder	1/6/73 (Macalester)	34
Gordy Loewen	3/1/69 (Eastern Oregon)	34
Randy Dunn	2/19/83 (Seattle Pacific)	34
Randy Dunn	1/6/84 (Linfield)	34
Kenny Stone	11/25/85 (U. Puget Sound)	34

GAME REBOUNDING

Gordy Loewen	2/11/71 (Warner Pacific)	25
Hille van der Kooy	12/5/80 (Eastern Oregon)	23
Randy Dunn	2/18/84 (NW Nazarene)	23
Gordy Loewen	2/22/69 (Southern Oregon)	22
Kenny Stone	1/24/87 (Eastern Oregon)	21
Hille van der Kooy	12/14/79 (Linfield)	20
Paul Cozens	12/3/76 (Lewis & Clark)	20
Gordy Loewen	12/13/71 (Alaska - Methodist)	20
Gordy Loewen	12/5/70 (Eastern Oregon)	20
Gordy Loewen	1/3/71 (Alaska Methodist)	20
Gordy Loewen	1/4/71 (Alaska Methodist)	20
Dave Alteneder	2/5/66 (Oregon Tech)	20

GAME ASSISTS

Mike Royer	1/18/82 (Eastern Oregon)	14
Les Harrison	3/3/86 (Warner Pacific) <i>Ore. Tech</i>	14
Tom Hewitt	2/7/76 (Lewis & Clark)	13
Jeff Bieker	2/19/82 (College of Idaho)	13
Mark Vernon	12/8/76 (Linfield)	12
Mike Royer	2/21/81 (Warner Pacific)	12
Curtis Kimbrough	1/12/87 (Warner Pacific)	12
Brent Peterson*	1/9/87 (Columbia Christian)	12

* Current Team Member

YEAR-BY-YEAR LEADERS

SCORING

Year	Name	Total	Games	Average
1965-66	Gary Blackmar	303	28	10.82
1966-67	Gary Blackmar	410	26	15.77
1967-68	Gary Blackmar	321	23	13.95
1968-69	Gordy Loewen	437	26	16.81
1969-70	Gordy Loewen	368	22	16.72
1970-71	Sammy Ibarra	408	28	14.57
1971-72	Gary Berg	378	25	15.12
1972-73	Sammy Ibarra	442	31	14.26
1973-74	Rob Wunder	567	30	18.90
1974-75	Paul Cozens	441	28	15.57
1975-76	Paul Cozens	530	27	19.62
1976-77	Tim Hardie	562	28	20.07
1977-78	Paul Cozens	692	29	23.86
1978-79	Gary Chenault	491	29	16.90
1979-80	Hille van der Kooy	598	29	20.60
1980-81	Hille van der Kooy	572	28	20.43
1981-82	Randy Dunn	581	33	17.61
1982-83	Randy Dunn	614	29	21.17
1983-84	Randy Dunn	541	25	21.64
1984-85	Kenny Stone	586	34	17.24
1985-86	Kenny Stone	592	30	19.73
1986-87	Kenny Stone	576	33	17.45

REBOUNDING

1965-66	Dave Alteneder	297	28	10.61
1966-67	Gary Blackmar	295	25	11.80
1967-68	Dave Alteneder	282	26	10.84
1968-69	Tom Ackerman	242	19	12.73
1969-70	Gordy Loewen	231	22	10.50
1970-71	Gordy Loewen	275	28	9.82
1971-72	Gordy Loewen	240	25	9.60
1972-73	Rob Wunder	265	31	8.55
1973-74	Ray Willis	289	30	9.63
1974-75	Ray Willis	277	30	9.23
1975-76	Paul Cozens	280	27	10.37
1976-77	Paul Cozens	305	29	10.51
1977-78	Paul Cozens	370	29	12.75
1978-79	Mike Peregrin	184	29	6.34
1979-80	Hille van der Kooy	333	29	11.50
1980-81	Hille van der Kooy	327	28	11.69
1981-82	Randy Dunn	422	33	12.79
1982-83	Randy Dunn	343	29	11.83
1983-84	Randy Dunn	226	25	9.04
1984-85	Kenny Stone	285	34	8.38
1985-86	Kenny Stone	318	30	10.60
1986-87	Kenny Stone	309	33	9.36

ASSISTS

1965-70	No record			
1970-71	Ed Fields	120	27	4.44
1971-72	Ed Fields	71	25	2.84
1972-73	Ed Fields	103	31	3.32
1973-74	Ray Willis	122	30	4.06
1974-75	Ray Willis	128	30	4.26
1975-76	Tom Hewitt	138	27	5.11
1976-77	Tom Hewitt	177	29	6.10
1977-78	Dave Adrian	114	29	3.93
1978-79	Tim Adrian	96	29	3.31
1979-80	Phil Barnhart	172	30	5.92
1980-81	Mike Royer	136	28	4.86

1981-82	Mike Royer	178	33	5.39
1982-83	Al Vasey	135	31	4.35
1983-84	Al Vasey	167	28	5.96
1984-85	Les Harrison	154	34	4.53
1985-86	Curtis Kimbrough	163	31	5.26
1986-87	Curtis Kimbrough	156	33	4.73
	Brent Peterson*	156	33	4.73

MOST VALUABLE PLAYERS

1968-69	Gordy Loewen	1978-79	Gary Chenault
1969-70	Gordy Loewen	1979-80	Hille van der Kooy
1970-71	Gordy Loewen		Jeff Loe
1971-72	Gary Berg	1980-81	Hille van der Kooy
1972-73	Rob Wunder	1981-82	Randy Dunn
1973-74	Rob Wunder	1982-83	Randy Dunn
1974-75	Ray Willis	1983-84	Randy Dunn
1975-76	Paul Cozens	1984-85	Kenny Stone
1976-77	Paul Cozens	1985-86	Kenny Stone
1977-78	Paul Cozens	1986-87	Kenny Stone

VALUE POINT SYSTEM

The Value Point System measures a player's overall effectiveness. It is computed by adding the points scored, plus rebounds, plus twice the number of assists, plus twice the number of steals. That figure is divided by the number received from adding twice the number of missed field goals, plus foul shots missed, plus twice the number of turnovers, plus twice the number of fouls.

CAREER

Paul Cozens	1974-78	1.75
Mark Vernon	1975-77	1.63
Randy Dunn	1981-83	1.62
Al Vasey	1982-86	1.60
Curtis Kimbrough	1983-87	1.55
Eric Swanson*	1986-87	1.53
Ed Fields	1970-73	1.50
Brent Peterson*	1985-87	1.50 1.48
Kenny Stone	1983-87	1.42
Tim Hardie	1975-77	1.38
Swanson	1976-88	1.67

SEASON

Paul Cozens	1977-78	1.95
Curtis Kimbrough	1986-87	1.92
Al Vasey	1984-85	1.81
Mark Vernon	1976-77	1.77
Paul Cozens	1976-77	1.76
Al Vasey	1983-84	1.76
Randy Dunn	1982-83	1.69
Brent Peterson*	1986-87	1.67
Ed Fields	1970-71	1.66
Phil Barnhart	1979-80	1.64

* Current team member

~~Swanson~~

~~87-88~~ 1.67

HONORED BRUINS

Gordy Loewen	NAIA Dist. 2 All-Star 1968-69; 69-70; 70-71
David Morgan	NAIA Dist. 2 Honorable Mention 1970-71
Sammy Ibarra	NAIA Dist. 2 Second Team 1972-73
Craig Taylor	NAIA Dist. 2 Honorable Mention 1972-73
Rob Wunder	NAIA Dist. 2 Honorable Mention 1972-73
	NAIA Dist. 2 First Team 1973-74
	All-Northwest First Team 1973-74
	UPI West Coast Honorable Mention 1973-74
Ray Willis	NAIA Dist. 2 Honorable Mention 1973-74; 74-75
Bob Wright	NAIA Dist. 2 Honorable Mention 1973-74
Tim Hardie	NAIA Dist. 2 All-Star 1976-77
Paul Cozens	NAIA Dist. 2 First Team 1974-75; 75-76; 76-77; 77-78
	All-Northwest First Team 1975-76; 77-78
	All-Northwest Second Team 1976-77
	NAIA All-American Third Team 1976-77
	NAIA All-American Second Team 1977-78
	First GFC player to have jersey retired 1977-78
	UPI West Coast Honorable Mention 1977-78
	NBA Ninth Round Draft Choice (Portland Trail Blazers) 1978
Gary Chenault	NAIA Dist. 2 Second Team 1978-79
	All-Northwest Honorable Mention 1978-79
Jeff Loe	NAIA Dist. 2 Honorable Mention 1979-80
Hille van	NAIA Dist. 2 First Team 1979-80
der Kooy	NAIA Dist. 2 First Team 1980-81
Mike Royer	NAIA Dist. 2 Honorable Mention 1981-82
Randy Dunn	NAIA Dist. 2 First Team 1981-82; 82-83; 83-84
	All-Northwest First Team 1983-84
	All-Northwest Second Team 1981-82; 82-83
	NAIA All-American Honorable Mention 1982-83; 83-84
	NCCAA Region 7 Most Valuable 1982-83; 83-84
	NCCAA All-American 1983-84
	NAIA Dist. 2 Basketball Player of the Year 1983-84
	NAIA Dist. 2 Athlete of the Year 1983-84
	Second GFC player to have jersey retired 1983-84
	Tenth Round NBA Draft Choice (Portland Trail Blazers) 1984
Larry Jury	NAIA District 2 First Team 1984-85
	NCCAA Region 8 First Team 1984-85
Curtis Kimbrough	NAIA District 2 Honorable Mention 1984-85; 85-86; 86-87
Toby Long	NAIA District 2 Honorable Mention 1985-86; 86-87
	All-Northwest Honorable Mention 1985-86; 86-87
	NAIA National Academic All-American 1986-87
Kenny Stone	NAIA All-American Third Team 1985-86, 86-87
	NAIA District 2 Basketball Player of the Year 1985-86, 86-87
	NAIA District 2 First Team 1984-85
	All-Northwest Top Player 1985-86
	All-Northwest First Team 1986-87
	All-Northwest Second Team 1984-85

NCCAA National All-American
 1984-85; 85-86; 86-87
 NCCAA Region 8 Player of the Year
 1984-85; 85-86; 86-87
 Seventh Round NBA Draft Choice
 (Portland Trail Blazers) 1986-87
 Dan Newman* NAIA District 2 First Team 1981-82; 86-87
 All Northwest Third Team 1986-87

MILLER GYM RECORDS

INDIVIDUAL

Most Points - 42 Hille van der Kooy (GFC)
 vs. Eastern Oregon 12/5/80
 Most Field Goals - 20 Mark Wickman (Linfield)
 vs. GFC 1/2/78
 Most Field Goals Att. - 29 Vinne Forks (SOSC)
 vs. Concordia 12/21/79
 Best Field Goal Pct. - 1.000 (10-10) J. R. Smith (GFC)
 vs. Columbia Christian 1/29/82
 Most Free Throws - 16 Kenny Stone (GFC)
 vs. College of Idaho 11/28/87
 Most Free Throws Att. - 19 Kenny Stone (GFC)
 vs. College of Idaho 11/28/87
 Best Free Throw Pct. - 1.000 (12-12) Paul Cozens (GFC)
 vs. Warner Pacific 1/21/78
 Most Rebounds - 23 Hille van der Kooy (GFC)
 vs. Eastern Oregon 12/5/80
 Most Assists - 13 Jeff Bieker (GFC)
 vs. College of Idaho 2/19/82
 Most Steals - 9 Jeff Rust (Western Baptist)
 vs. Warner Pacific 3/5/82
 Toby Long (GFC)
 vs. Northwest 1/23/87

TEAM

Most Points - 143 GFC (vs. Northwest) 1/23/87
 Most Field Goals - 57 GFC (vs. Northwest) 1/23/87
 Most Field Goals Att. - 93 Northwest Nazarene
 (vs. Warner Pacific) 12/2/77
 Best Field Goal Pct. - .714 (40-56) GFC
 (vs. Columbia Christian) 1/29/82
 Most Free Throws - 42 ... Concordia (vs. SOSC) 12/21/79
 Most Free Throws Att. - 52 Concordia
 (vs. Warner Pacific) 12/6/81
 Best Free Throw Pct. - 1.000 (13-13) Judson Baptist
 (vs. Concordia) 3/5/82
 Most Rebounds - 63 Northwest Nazarene
 (vs. Warner Pacific) 12/2/77
 GFC (vs. Linfield) 12/14/79
 Most Assists - 41 GFC (vs. Northwest) 1/23/87
 Most Steals - 28 GFC (vs. Northwest) 1/23/87

COACHES' RECORDS

Season	Coach	Win / Loss	Percentage
1965-66	Terry Haskell	9-19	.321
1966-67	Terry Haskell	7-18	.240
1967-68	Terry Haskell	6-20	.231
1968-69	Dave Berg	4-22	.154
1969-70	Dave Berg	3-23	.115
1970-71	Lorin Miller	15-13	.533
1971-72	Lorin Miller	13-12	.520
1972-73	Lorin Miller	16-15	.516
1973-74	Lorin Miller	19-11	.633
1974-75	Lorin Miller	17-13	.567
1975-76	Lorin Miller	19-8	.704
1976-77	Sam Willard	20-9	.690
1977-78	Sam Willard	15-14	.517
1978-79	Sam Willard	9-20	.310
1979-80	Sam Willard	18-12	.600
1980-81	Sam Willard	15-13	.536
1981-82	Sam Willard	12-21	.364
1982-83	Mark Vernon	15-16	.484
1983-84	Mark Vernon	17-12	.586
1984-85	Mark Vernon	27-7	.794
1985-86	Mark Vernon	21-10	.677
1986-87	Mark Vernon	27-6	.818
		324-314	.508

CAREER RECORDS

Coach	Seasons	Years	Win / Loss	Percentage
Terry Haskell	3	1965-68	22-57	.278
Dave Berg	2	1968-70	7-45	.129
Lorin Miller	6	1970-76	99-72	.579
Sam Willard	6	1976-82	89-89	.500
Mark Vernon	5	1982-87	107-51	.677



Lorin Miller (top left)
Sam Willard (top right)
Mark Vernon (right)



BRUIN SEASON SCORES

• = Away Game

GFC Opponent

1965-66

59	Lewis and Clark •	100
88	Eastern Oregon •	103
55	Oregon College of Ed. •	67
84	Alaska Methodist •	87
82	Alaska Methodist •	78
55	Alaska - Fairbanks •	73
58	Alaska - Fairbanks •	68
60	Alaska - Fairbanks •	87
65	Oregon Tech	69
69	Oregon Tech	90
79	Warner Pacific •	68
93	Warner Pacific	67
76	Oregon College of Ed.	84
66	Southern Oregon •	89
62	Southern Oregon •	75
87	Oregon College of Ed •	101
63	Eastern Oregon	68
51	Eastern Oregon	60
77	Oregon Tech •	69
57	Oregon Tech •	50
49	Cascade	66
53	Cascade •	79
62	Oregon College of Ed.	66
72	Southern Oregon	67
56	Southern Oregon	55
63	Oregon College of Ed. •	79
59	Eastern Oregon •	97
75	Eastern Oregon •	79

H:3-7 •A:6-12

SEASON: 9-19

*Won by forfeit

1966-67

64	Pacific University •	65
63	Southern Oregon •	68
58	Oregon College of Ed. •	85
91	Alaska Methodist	68
98	Alaska Methodist	75
76	Oregon Tech •	88
74	Oregon Tech •	81
79	Warner Pacific	68
91	Warner Pacific •	88
70	Oregon College of Ed •	109
86	Southern Oregon	90
70	Southern Oregon	68
50	Oregon College of Ed.	70
73	Eastern Oregon •	96
69	Eastern Oregon •	89
47	Oregon Tech	82
74	Oregon Tech	61
67	Cascade •	66
69	Cascade	75
75	Oregon College of Ed •	107
63	Southern Oregon •	94
81	Southern Oregon •	113
64	Oregon College of Ed.	79
92	Eastern Oregon	112
100	Eastern Oregon	112

H:5-7 •A:2-11

SEASON: 7-18

1967-68

73	Willamette University •	123
60	Lewis and Clark •	90
83	Eastern Oregon •	90
106	Alaska Methodist	75
76	Pacific University •	104
59	Pacific University	83
63	Oregon Tech	85
72	Oregon Tech	68
68	Oregon College of Ed.	73

GFC Opponent

84	Mt. Angel •	59
74	Mt. Angel	54
67	Southern Oregon •	102
66	Southern Oregon •	106
74	Oregon College of Ed •	82
69	Eastern Oregon •	72
73	Eastern Oregon •	96
65	Oregon Tech •	80
80	Oregon Tech •	55
73	Oregon College of Ed.	93
76	Cascade	67
71	Cascade •	73
64	Southern Oregon	87
88	Southern Oregon	92
74	Oregon College of Ed •	104
66	Eastern Oregon	82
68	Eastern Oregon	80

H:4-8 •A:2-12

SEASON: 6-20

1968-69

61	Pacific University •	84
72	Oregon College of Ed •	101
55	Oregon Tech •	82
62	Pacific University	56
59	Pacific University •	82
61	Alaska Methodist •	76
85	Alaska Methodist •	88
83	Alaska Methodist •	73
91	Oregon Tech	86
94	Oregon Tech	104
72	Oregon College of Ed •	118
54	Northwest Nazarene •	82
69	Northwest Nazarene •	77
83	Southern Oregon •	111
97	Southern Oregon •	101
63	Eastern Oregon •	88
89	Eastern Oregon •	84
72	Oregon College of Ed.	76
72	Oregon Tech •	101
66	Oregon Tech •	88
80	Oregon College of Ed •	100
55	Southern Oregon	57
64	Southern Oregon	94
71	Oregon College of Ed.	79
69	Eastern Oregon	83
78	Eastern Oregon	92

H:2-7 •A:2-15

SEASON: 4-22

1969-70

53	Willamette University •	72
83	Oregon Tech •	89
74	College of Idaho •	100
85	Alaska Methodist	95
92	Warner Pacific •	90
69	Pacific University	72
95	Oregon Tech	84
65	Oregon Tech	95
90	Oregon College of Ed •	104
50	Lewis and Clark •	112
68	Southern Oregon •	86
52	Southern Oregon •	68
52	Oregon College of Ed.	66
80	Eastern Oregon	98
57	Eastern Oregon	89
71	Oregon College of Ed. •	87
75	Oregon Tech •	86
60	Oregon Tech •	95
81	Pacific University •	91
66	Northwest Nazarene	88
58	Northwest Nazarene	72

GFC	Opponent
83 Oregon College of Ed.	119
67 Southern Oregon	94
71 Southern Oregon	90
76 Eastern Oregon •	98
81 Eastern Oregon •	75
H:1-11 •A:2-12	
SEASON: 3-23	

1970-71

68 Lewis and Clark •	83
60 Willamette University •	85
66 Eastern Oregon •	64
69 Pacific University •	83
81 Montana Tech	59
76 LaVerne	74
59 Fresno Pacific •	65
65 Fresno Pacific •	84
82 Alaska Methodist •	74
72 Alaska Methodist •	63
94 Alaska Methodist •	67
95 Lewis and Clark	85
82 Victoria	60
73 Victoria	67
80 Western Baptist •	100
102 Oregon Tech	67
91 Oregon Tech	71
94 Oregon College of Ed.	72
63 Claremont	67
66 Northwest Nazarene •	81
78 Warner Pacific •	67
71 Warner Pacific	77
82 Northwest	44
81 Western Baptist	71
65 Oregon College of Ed. •	88
76 Northwest Nazarene	82
65 Northwest Nazarene	78
NAIA District 2 Playoffs:	
69 Willamette University •	103
H:10-4 •A:5-9	
SEASON: 15-13	

1971-72

74 Whitman •	70
88 Whitman •	85
78 Western Baptist	58
93 Alaska Methodist	84
86 Alaska Methodist	60
70 Eastern Oregon	75
75 Azusa Pacific	81
53 Simon Fraser •	60
70 Alaska Methodist •	69
84 Linfield	80
87 Linfield •	110
77 Western Montana	84
77 Western Montana	98
83 Oregon Tech •	114
87 Southern Oregon •	92
80 Lewis-Clark St.	72
82 Warner Pacific •	77
91 Eastern Oregon •	83
66 Lewis-Clark St. •	76
76 Northwest Nazarene •	95
92 Western Baptist •	61
63 Warner Pacific	70
88 Great Falls	80
72 Northwest Nazarene	61
NAIA District 2 Playoffs:	
60 Willamette University •	69
H:7-5 •A:6-7	
SEASON: 13-12	

1972-73

74 Linfield •	73
79 Lewis and Clark •	73
74 Willamette University •	77
84 Pacific University	94

GFC	Opponent
86 Pacific University •	91
55 Willamette University	54
45 Willamette University •	68
82 Eastern Oregon	71
68 Linfield	76
66 Linfield •	77
60 Whitman	64
80 Whitman	60
77 Pasadena •	85
67 Southern California •	68
81 Macalester •	90
60 Victoria •	62
65 Victoria •	54
51 Western Baptist	43
63 Oregon Tech	61
65 Southern Oregon	68
74 Eastern Oregon •	96
72 Lewis-Clark St.	52
78 Western Baptist •	63
84 Northwest Nazarene	72
67 Warner Pacific •	58
62 Lewis-Clark St. •	57
60 Northwest Nazarene •	73
74 Warner Pacific	63
NAIA District 2 Playoffs:	
95 Linfield •	88
68 Pacific University •	67
NAIA Nationals:	
62 Defiance, Ohio •	82
H:8-4 •A:8-11	
SEASON: 16-15	

1973-74

49 Willamette University •	43
63 Lewis and Clark •	80
55 Pacific University •	57
88 Columbia Christian	58
81 Willamette University	59
63 Willamette University	64
88 Linfield •	86
67 Pacific University •	69
71 Eastern Oregon	64
72 Southern Oregon	53
91 Linfield	94
81 Pacific University	57
65 Puget Sound •	81
109 Columbia Christian	45
67 Warner Pacific •	72
66 Southern Oregon •	69
78 Oregon Tech •	90
88 Lewis-Clark St.	81
73 Northwest Nazarene •	63
95 Eastern Oregon •	94
72 Alaska - Fairbanks	69
91 Western Baptist •	67
70 Lewis-Clark St. •	67
63 Whitworth •	62
107 Warner Pacific	71
66 Whitworth	68
90 Northwest Nazarene	74
84 Western Baptist	71
NAIA District 2 Playoffs:	
92 Pacific University •	72
54 Oregon Tech •	55
H:10-2 •A:9-9	
SEASON: 19-11	

1974-75

95 Linfield •	65
71 Oregon College of Ed. •	74
70 Lewis and Clark •	75
92 Linfield •	79
106 Eastern Oregon	76
95 Willamette University	68
63 Whitworth	62
91 Linfield	63
89 Pacific University	70

GFC	Opponent
93 Western Baptist	57
64 Pacific University •	69
48 Oregon Tech	67
74 Puget Sound •	86
90 Southern Oregon	70
82 Willamette University •	92
86 Lewis-Clark St.	74
84 Warner Pacific	77
75 Alaska – Fairbanks •	83
78 Alaska – Fairbanks •	82
87 Eastern Oregon •	75
72 Northwest Nazarene •	76
72 Redlands	62
73 Lewis-Clark St. •	84
59 Whitworth •	64
96 Northwest Nazarene	70
72 Oregon Tech •	74
90 Southern Oregon •	84
98 Warner Pacific •	76
86 Western Baptist •	55
NAIA District 2 Playoffs:	
56 Oregon Tech •	72
H:11-1 •A:6-12	
SEASON: 17-13	

1975-76

62 Pacific University •	68
82 Southern Oregon •	69
87 Warner Pacific •	80
89 Eastern Oregon •	59
72 Western Washington •	60
94 Pacific University •	74
78 Eastern Oregon	65
71 Pacific University •	84
91 Western Baptist	79
123 Linfield •	116
87 Linfield	89
102 Pacific University	85
72 Whitman	67
76 Alaska – Anchorage	67
75 Western Baptist •	59
87 Lewis-Clark St. •	101
95 Simon Fraser	77
81 College of Idaho	68
61 Warner Pacific	59
92 Alaska – Fairbanks	74
82 Simon Fraser •	89
97 Lewis-Clark St.	69
86 Northwest Nazarene	71
65 College of Idaho •	63
62 Northwest Nazarene •	64
82 Warner Pacific •	86
88 Whitman •	100
H:11-1 •A:8-7	
SEASON: 19-8	

1976-77

75 Lewis and Clark •	86
86 Oregon College of Ed. •	80
101 Linfield •	90
91 Linfield	84
88 Eastern Oregon	71
88 Pacific University	77
106 Pacific University •	94
90 Western Baptist	73
93 Linfield •	80
89 Willamette University •	75
100 Whitman •	95
78 Eastern Oregon •	62
72 St. Martins	81
91 Northwest Nazarene •	87
80 College of Idaho •	78
87 Willamette University	90
73 Alaska – Anchorage •	75
87 Alaska – Anchorage •	85
81 Warner Pacific	59
91 Western Baptist •	70

GFC	Opponent
95 Lewis-Clark St.	79
92 Willamette University •	94
76 Warner Pacific •	62
77 Lewis-Clark St. •	101
97 Whitman	92
68 Puget Sound •	89
99 Northwest Nazarene	85
65 St. Martins •	76
NAIA District 2 Playoffs:	
79 Hawaii – Hilo •	85
H:8-2 •A:12-7	
SEASON: 20-9	

1977-78

103 Pacific University	88
95 Linfield	93
81 Hawaii-Hilo	87
79 Pacific University •	85
87 Linfield •	99
82 Willamette University •	72
104 Eastern Oregon	74
88 Eastern Oregon •	92
74 Seattle Pacific •	79
83 Western Baptist •	80
100 Linfield	107
75 St. Martins	82
74 Oregon College of Ed. •	77
87 Western Baptist	82
81 Portland State •	124
80 Seattle Pacific •	75
106 Pacific University	98
87 Warner Pacific •	69
67 Puget Sound •	91
72 Alaska – Fairbanks	66
83 Western Baptist •	75
69 Warner Pacific	64
84 Willamette University	78
67 Northwest Nazarene •	70
86 College of Idaho •	82
86 Oregon College of Ed.	74
76 St. Martins •	91
87 Northwest Nazarene	85
NAIA District 2 Playoffs:	
65 Oregon Tech •	79
H:9-4 •A:6-10	
SEASON: 15-14	

*Forfeited due to ineligible player

1978-79

82 Southern Oregon •	98
68 Warner Pacific •	73
83 Pacific University •	85
84 Linfield •	107
90 Linfield	78
61 Willamette University •	60
74 College of Idaho	59
59 Central Washington	82
64 Lewis and Clark •	65
76 Hawaii Pacific •	82
74 Hawaii Pacific •	96
55 BYU – Hawaii •	54
51 BYU – Hawaii •	65
59 Eastern Oregon •	76
51 Northwest Nazarene •	69
73 Pacific University	82
74 Warner Pacific	72
69 Willamette University	73
60 Western Baptist	73
98 Eastern Oregon	97
80 Lewis and Clark	88
104 BYU – Hawaii	87
98 Western Baptist •	109
87 Pacific University •	100
61 Seattle Pacific •	80
88 Northwest Nazarene	77
70 Warner Pacific •	86

GFC	Opponent
94 Hawaii Pacific	91
74 Seattle Pacific	82
H:7-6 •A:2-14	
SEASON: 9-20	

1979-80

61 Western Baptist •	76
94 Southern Oregon •	80
74 Oregon College of Ed. •	76
94 Whitman College	83
72 Willamette University	71
65 Seattle Pacific	73
88 Linfield	91
84 Linfield •	97
61 Lewis and Clark	65
94 Concordia	84
99 Warner Pacific	91
92 Whitman •	89
68 Central Washington •	77
73 Willamette University •	66
90 College of Idaho	83
73 Oregon College of Ed.	74
81 Western Baptist •	73
92 Pacific University •	76
83 Eastern Oregon	67
104 Warner Pacific	88
55 Western Baptist	38
74 Seattle Pacific •	96
70 Lewis and Clark •	68
75 Northwest Nazarene •	105
63 College of Idaho •	68
82 Eastern Oregon •	73
84 Northwest Nazarene	77
108 Pacific University	80
91 Warner Pacific •	86

NAIA District 2 Playoffs:

67 Oregon Inst of Tech •	69
H:10-4 •A:8-8	
SEASON: 18-12	

1980-81

77 Pacific University	72
88 Eastern Oregon State	99
73 Lewis and Clark	70
65 Pacific University •	73
83 Seattle Pacific University	86
74 Linfield College •	83
79 Concordia College	77
67 Point Loma	82
64 Oregon College of Ed. •	99
63 Lewis and Clark •	58
87 Linfield College	74
61 Willamette University	59
62 Oregon College of Ed.	80
82 Western Baptist •	76
83 Warner Pacific •	79
105 Pacific University	89
64 Concordia College •	79
68 Willamette University •	83
70 Lewis and Clark	67
100 Concorida College	82
33 Eastern Oregon State	30
61 Northwest Nazarene	60
46 Northwest Nazarene •	50
57 College of Idaho •	84
68 Eastern Oregon State •	76
38 Western Baptist	37
89 Warner Pacific	80

NAIA District 2 Playoffs:

58 Northwest Nazarene •	61
H:12-4 •A:3-9	
SEASON: 15-13	

1981-82

62 Willamette University	67
80 Columbia Christian •	79

GFC	Opponent
66 Concordia •	84
56 Judson Baptist •	55
86 Linfield •	102
71 College of Great Falls	101
77 Pacific University	68
95 Seattle University	83
73 Western Washington	83
66 Fresno Pacific	72
64 Western Baptist	73
51 Lewis and Clark •	79
78 Linfield	75
69 Western Oregon	79
76 College of Idaho •	82
77 Northwest Nazarene •	92
86 Eastern Oregon •	96
70 Willamette University •	56
76 Warner Pacific	91
80 Western Oregon •	111
74 Judson Baptist •	82
91 Columbia Christian	73
85 Eastern Oregon	102
74 Concordia	85
88 Seattle University •	73
76 Judson Baptist	70
88 Western Baptist •	97
75 Warner Pacific •	96
76 Western Baptist	79
101 College of Idaho	83
63 Northwest Nazarene	59

NCCAA Regional Playoffs:

54 Judson Baptist	61
85 Columbia Christian	79
H:8-11 •A:4-10	
SEASON: 12-21	

1982-83

62 Seattle Pacific •	94
86 Warner Pacific •	104
61 Willamette University	67
65 Columbia Christian	60
63 Warner Pacific	67
73 Lewis and Clark	78
64 Pacific University •	54
61 Linfield	60
68 Pacific University	38
68 Western Oregon	76
60 Lewis and Clark •	59
66 Concordia	55
92 Eastern Oregon	46
66 Western Baptist •	65
80 Hawaii - Hilo	92
78 Linfield •	66
83 Judson Baptist	60
58 Warner Pacific •	86
59 Eastern Oregon •	66
73 College of Idaho	82
71 Western Baptist	60
74 Western Oregon •	80
89 Pacific University	78
68 Willamette University •	81
80 Concordia •	71
71 Warner Pacific	72
71 Seattle Pacific	83
64 Northwest Nazarene	67
85 Judson Baptist •	71

NCCAA Regional Playoffs:

46 Western Baptist	35
69 Warner Pacific •	75
H:9-9 •A:6-7	
SEASON: 15-16	

1983-84

93 Judson Baptist	78
74 Western Oregon •	72
90 Warner Pacific •	100
82 Linfield •	68

GFC	Opponent
77 Western Baptist •	67
72 Willamette University •	82
78 Eastern Oregon	67
64 Lewis and Clark	66
72 Lewis and Clark •	58
103 Linfield	90
77 Concordia •	76
85 Willamette University . .	74
58 Western Oregon •	80
77 Columbia Christian • . .	63
70 Western Baptist •	71
78 Northwest Nazarene . .	67
79 Warner Pacific	72
90 Multnomah	66
65 Western Oregon	75
81 Columbia Christian . . .	78
80 Concordia	89
98 Judson Baptist •	66
76 College of Idaho • . . .	85
103 Northwest Nazarene •	113
67 Western Baptist	54
95 Northwest Christian . .	81
42 Warner Pacific •	43
NAIA District 2 Playoffs:	
72 Western Oregon •	86
NCCAA Regional Playoffs:	
92 Concordia •	101
H:10-3 •A:7-9	
SEASON: 17-12	

1984-85

90 Columbia Christian • . .	74
72 Western Oregon State •	79
71 Willamette University •	52
91 Linfield College	61
88 Pacific University	52
78 Western Oregon State .	64
77 Oregon Tech •	95
107 U of Cal - San Diego •	93
80 Linfield •	76
82 Willamette University . .	80
73 Pacific University • . . .	56
55 Western Baptist •	68
88 Columbia Christian • . .	80
84 Concordia •	77
70 Northwest Nazarene . .	64
80 Warner Pacific •	78
74 Lewis and Clark	61
82 Eastern Oregon State . .	61
73 Western Oregon State •	70
52 Western Baptist	50
91 Warner Pacific	80
88 Concordia	70
74 College of Idaho • . . .	94
97 Northwest Nazarene •	106
105 Eastern Oregon State •	77
93 Columbia Christian . . .	82
NAIA District 2 Playoffs:	
50 Western Baptist	47
71 Western Oregon State .	57
53 College of Idaho • . . .	61
NCCAA Regional Playoffs:	
74 Columbia Christian . . .	67
52 Western Baptist	50
NCCAA Nationals:	
97 Olivet Nazarene •	77
86 Point Loma College • . .	95
70 Taylor University • . . .	55
H:15-0 •A:12-7	
SEASON: 27-7	

1985-86

80 Central Washington • .	82
78 Whitworth •	74
76 Univ. Puget Sound • . .	93
71 Willamette •	57

GFC	Opponent
93 Pacific	63
87 Western Oregon	76
73 Western Baptist •	75
113 Concordia •	69
68 Linfield •	81
88 Pacific University • . . .	78
75 Central Washington • .	79
88 Pacific Lutheran • . . .	71
76 St. Martin's •	69
83 Western Oregon •	74
97 Columbia Christian • . .	53
83 Northwest Nazarene . .	77
76 College of Idaho	68
95 Eastern Oregon •	59
107 Concordia	70
78 College of Idaho • . . .	90
73 Northwest Nazarene • .	78
97 Eastern Oregon	61
75 Linfield	80
83 Columbia Christian . . .	66
106 Western Oregon	90
101 Concordia •	91
73 Warner Pacific	65
NAIA District 2 Playoffs:	
66 Warner Pacific •	56
67 Oregon Inst. of Tech. •	76
NCCAA Regional Playoffs:	
102 Warner Pacific	85
61 Western Baptist •	65
H: 10-1 •A: 11-9	
SEASON: 21-10	

1986-87

77 Western Baptist •	72
83 Willamette	60
114 Linfield •	72
82 Pacific •	61
75 Linfield •	78
97 Warner Pacific	87
59 Humboldt State •	70
85 Cal Poly - San Luis Obispo •	79
96 California Lutheran • . .	79
104 St. Martin's	73
97 Columbia Christian . . .	68
104 Western Oregon	88
95 Warner Pacific •	85
121 College of Idaho	89
117 Northwest Nazarene . .	86
120 Linfield	76
143 Northwest	56
109 Eastern Oregon State .	80
115 Concordia •	77
114 Northwest •	55
62 Western Baptist	52
87 Northwest Nazarene • .	75
93 College of Idaho • . . .	107
96 Eastern Oregon •	77
122 Concordia	82
93 Western Oregon • . . .	100
95 Columbia Christian • . .	81
NAIA District 2 Playoffs:	
101 Warner Pacific	75
75 College of Idaho	58
69 Oregon Tech •	75
NCCAA Regional Playoffs:	
121 Concordia	78
77 Western Baptist	74
NCCAA National Playoffs:	
73 Covenant •	75
H: 16-0 •A: 11-6	
SEASON: 27-6	

BRUIN OPPONENTS

L 78-61



BIOLA UNIVERSITY

Dec. 30 in La Mirada, Calif.

Location:

La Mirada, Calif.
Established: 1908
Enrollment: 1,800
Conference: Independent,
NAIA District 3
Colors: Red and white
Nickname: Eagles

Coaches:

Howard Lyon
Dave Holmquist

Coaches' records:

Lyon - 8 years, 215-46,
Holmquist - 16 years, 370-138
1986-87 record: 29-2

Gymnasium: Chase Gymnasium

Sports Information Director:

John Anthony

SID Office: (213) 944-0351

SID Home: (213) 420-6121

Series Record: Have not played

Last year: Did not play

Lettermen lost: 2

Lettermen back: 5

Players to watch:

Johnny Griffin, 6-5 forward
Jeff Martineau, 6-0 guard

Outlook: "Returning three starters and five lettermen from a team that was 29-2, adding height and depth . . ."



COLLEGE OF IDAHO

**Jan. 15 in Caldwell
Feb. 6 in Newberg**

Location:

Caldwell, Idaho 83605
Established: 1891
Enrollment: 550
Conference: NAIA
Independent
Colors: Purple and gold
Nickname: Coyotes

Head Coach: Martin Holly

Coach's record in seven years: 137-40

1986-87 record: 21-7

Gymnasium: O'Conner Fieldhouse
(3,000)

Sports Information Director:

Dave Hahn

SID Office: (208) 459-5377

SID Home: (208) 454-9285

Series record: GFC 9, College of Idaho 10

Last year: GFC won 121-89 in

Newberg, lost 107-93 in Idaho, won 75-58 in Newberg

Lettermen lost: 4

Lettermen back: 5

Players to watch:

Michael Brown, 6-3 guard

Joe Downs, 6-7 forward

Outlook: "Could be one of the finest teams ever; hope to recapture district title . . ."



COLUMBIA CHRISTIAN COLLEGE

**Jan. 8 in Newberg
Feb. 20 in Portland**

Location:

Portland, Ore. 97211
Established: 1947
Enrollment: 270
Conference: NAIA
Independent
Colors: Red and white
Nickname: Clippers

Head Coach: Jim Flint

Coach's record in eight years: 80-148

1986-87 record: 10-19

Gymnasium: Men's Gym (600)

Sports Information Director: Jim Flint

SID Office: (503) 255-7060

SID Home: (503) 253-3515

Series record: GFC 15, Columbia Christian 0

Last year: GFC won 97-68 in Newberg, won 95-81 in Portland

Lettermen lost: 5

Lettermen back: 6

Players to watch:

Millard Bell, 6-4 forward

Troy Mueller, 6-2 guard

Outlook: "To be improved and much more competitive . . ."



original

CONCORDIA COLLEGE

**Jan. 23 in Newberg
(Homecoming)
Feb. 9 in Portland**

Location:
Portland, Ore. 97211
Established: 1950
Enrollment: 400
Conference: NAIA
Independent
Colors: Navy blue and
white
Nickname: Cavaliers

Gymnasium:
(1,200)
Sports Information Director:
Joel Schuldheisz
SID Office: (503) 288-9371
SID Home: (503) 282-4640
Series record: GFC 14, Concordia 5
Last year: GFC won 115-77 in
Newberg, won 122-82 in Portland,
won 121-78 in Newberg
Lettermen lost: 4
Lettermen back: 6
Players to watch:
Tim Cocke, 6-6 center
Rob Oskey, 6-4 forward
Outlook: "Looking to be more
competitive: hope to gain a playoff
spot..."

W 128-48

DOMINICAN COLLEGE

**Jan. 2 in San Rafael,
Calif.**

Location:
San Rafael, Calif. 94901
Established: 1891
Enrollment: 725
Conference: California
Athletic Conference,
NCAA Division 3
Colors: Black, gold, and
white
Nickname: Penguins

Head Coach: Dave Weber
Coach's record in two years: 10-38
1986-87 record: 5-23
Gymnasium: Freitas Men's Gymnasium
Sports Information Director:
Dave Weber
SID Office: (415) 457-4410
SID Home: (415) 233-9963
Series record: Have not played
Last year: Did not play
Lettermen lost: 6
Lettermen back: 4
Players to watch:
Jeff Colley, 6-5 forward
Mark Largis, 6-1 guard
Outlook: "A rebuilding year for the
team..."




W 88-77
W 102-84

LEWIS AND CLARK COLLEGE

**Dec. 9 in Newberg
Feb. 11 in Portland**

Location:
Portland, Ore. 97219
Established: 1867
Enrollment: 1,580
Conference: NCAA
Division 3
Colors: Orange and black
Nickname: Pioneers

Head Coach: Dean Sempert
Coach's record in 24 years: 353-290
1986-87 record: 6-20
Gymnasium: Pamplin Sports Center
Sports Information Director: Mike Lund
SID Office: (503) 244-6161
SID Home:
Series record: 8-13
Last year: did not play
Lettermen lost: 3
Lettermen back: 6
Players to watch:
John Fulsher, 6-3 guard
Brad Senatra, 6-7 center
Outlook: "Injuries are a big problem for
the Pioneers this year..."



LINFIELD COLLEGE

**Nov. 24 in
McMinnville
Jan. 5 in Newberg**

Location:
McMinnville, Ore.
Established: 1849
Enrollment: 1,300
Conference: Northwest
Colors: Cardinal and purple
Nickname: Wildcats

Head Coach: Larry Doty
Coach's first year
1986-87 record: 10-16
Gymnasium: Riley Gymnasium (1,250)
Sports Information Director:
Chuck Charnquist
SID Office: (503) 472-4121
SID Home: (503) 644-9685
Series record: GFC 24, Linfield 15
Last year: GFC won 114-72 in Forest
Grove, lost 78-75 in McMinnville,
won 120-76 in Newberg
Lettermen lost: 4
Lettermen back: 9
Player to watch:
Dave Craven, 6-6 center
Outlook: "Expect to be a team that will
run, built around center Dave
Craven . . ."



NORTHWEST COLLEGE

Jan 25 in Kirkland

Location:
Kirkland, Wash. 98033
Established: 1939
Enrollment: 678
Conference: NAIA
District 1
Colors: Blue and gold
Nickname: Eagles

Head Coach: John Brown
Coach's record in six years: 138-126
1986-87 record: 6-23
Gymnasium: Northwest Pavillion (400)
Sports Information Director:
John Brown
SID Office:
SID Home: (206) 822-9801
Series record: GFC 3, Northwest 0
Last year: GFC won 143-56 in
Newberg, won 114-55 in Kirkland
Lettermen lost: 4
Lettermen back: 2
Players to watch:
Mike Marcus
Jay Anderson, 6-8 center
Outlook: "First half of season 'hanging
on,' second half to be better . . ."




NORTHWEST NAZARENE COLLEGE

**Jan 16 in Nampa
Feb. 5 in Newberg**

Location:
Nampa, Idaho 83651
Established: 1913
Enrollment: 1,050
Conference: NAIA
Independent
Colors: Orange and black
Nickname: Crusaders

Head Coach: Garry Mattlock
Coach's record in six years: 81-61
Gymnasium: Montgomery Fieldhouse
(4,000)
Sports Information Director: Gil Cracker
SID Office: (208) 467-8531
SID Home: (208) 466-4377
Series record: GFC 18, NNC 21
Last year: GFC won 117-86 in
Newberg, won 87-75 in Nampa
Lettermen lost: 2
Lettermen back: 5
Players to watch:
Michael Davidson, 6-3 center
Michael Pardon 6-4 forward
Maynard Spell, 6-4 forward
Outlook: "Have good people returning
and they have matured; the new
players will give us quality,
depth . . ."



SEATTLE PACIFIC UNIVERSITY

Jan 26 in Seattle

Location:
Seattle, Wash. 98119
Established: 1891
Enrollment: 2,800
Conference: NCAA
Division 2, Great
Northwest
Colors: Maroon and white
Nickname: Falcons

Head Coach: Claude Terry
Coach's record in four years: 49-63
1986-87 record: 12-16
Gymnasium: Royal Broughum Pavillion
(1,800)
Sports Information Director:
Frank MacDonald
SID Office: (206) 281-2772
SID Home: (206) 938-8323
Series record: GFC 1, SPU 8
Last year: Did not play
Lettermen lost: 4
Lettermen back: 9
Players to watch:
Darrin Levy, 6-7 forward
Craig Kispert, 6-6 guard
Mark Sundquist, 6-2 guard
Outlook: "With three starters returning,
the outlook is good . . ."



WARNER PACIFIC

**Jan. 9 in Newberg
Feb. 18 in Portland**

Location:
Portland, Ore. 97215
Established: 1937
Enrollment: 415
Conference: NAIA District
2 independent
Colors: Columbia blue, red,
and white
Nickname: Knights

Head Coach: Gary Bays
Coach's record in 11 years: 149-153
1986-87 record: 16-15
Gymnasium: Perry Gym (1,000)
Sports Information Director:
Mike Booth
SID Office: (503) 775-4366
SID Home: (503) 694-2322
Series record: GFC 33, WPC 15
Last year: GFC won 97-87 in Newberg,
won 95-85 in Portland, won 101-75
in Newberg
Lettermen lost: 6
Lettermen back: 5
Player to watch:
Bill Edwardson, 6-8 center
Outlook: "Will look to be a District 2
title contender . . ."



WESTERN BAPTIST COLLEGE

**Jan. 30 in Salem
Feb. 13 in Newberg
Participant in John
Lewis Classic, Dec.
11-12 in Salem**

Location:
Salem, Ore. 97309
Established: 1935
Enrollment: 285
Conference: NAIA
independent
Colors: Blue and gold
Nickname: Warriors

Head Coach: Tim Collins
(Coach's 13th year, but first after four
years away)
1986-87 record: 20-13
Gymnasium: C.E. Jeffers Center
(1,200)
Sports Information Director:
Carmielle Cox
SID Office: (503) 581-8600
SID Home: (503) 370-8832
Series record: GFC 31, WBC 11
Last year: GFC won 77-72 in Salem,
won 62-52 in Newberg, won 77-74
in Newberg
Lettermen lost: 4
Lettermen back: 5
Players to watch:
Alonzo Smith, 6-1 guard
Cornelius Williams, 6-2 forward
Outlook: "Small, but fast; hope to gain
a playoff berth . . ."



WESTERN OREGON STATE COLLEGE

**Nov. 28 in
Monmouth
Dec. 14 in Newberg
Participant in John
Lewis Classic, Dec.
11-12 in Salem**

Location:
Monmouth, Ore. 97361
Established: 1882
Enrollment: 2,650
Conference: NAIA
District 2
Colors: Crimson and gray
Nickname: Wolves

L 105-99
L 86-81
W 109-95

Head Coach: Mark Adams
Coach's record in two years: 30-28
1986-87 record: 20-9
Gymnasium: PE Building (3,600)
Sports Information Director:
Ron Richmond
SID Office: (503) 838-1220
SID Home: (503) 688-8673
Series record: GFC 22, WOSC 39
Last year: GFC won 104-88 in
Newberg, lost 100-93 in Monmouth
Lettermen lost: 3
Lettermen back: 9
Players to watch:
Robert Key, 6-2 guard
Terry Joyner, 6-5 forward
Melvin Haynes, 6-7 forward
Outlook: "Reestablishing the base we
had at the end of last year"

L 78-68



WESTMONT COLLEGE

**Dec. 31 in Santa
Barbara**

Location:
Santa Barbara, Calif.
93108
Established: 1940
Enrollment: 1,200
Conference: NAIA District
3, Golden State Athletic
Colors: Maroon and white
Nickname: Warriors

Head Coach: Chet Kammerer
Coach's record in 12 years: 251-108
1986-87 record: 19-10
Gymnasium: Murchison Gymnasium
(2,200)
Sports Information Director:
John Kirkgard
SID Office: (805) 969-5051
SID Home: (805) 962-4467
Series record: Have not played
Last Year: Did not play
Lettermen lost: 5
Lettermen back: 7
Players to watch:
Curt Anders, 6-2 guard
Bryan Holt, 6-4 guard/forward
Brad Smidt, 6-2 guard
Outlook: "Success will depend on
returning players and the blend of
new players; cautiously
optimistic. . . ."

W 93-86
L 76-71



WILLAMETTE UNIVERSITY

**Dec. 2 in Newberg
Dec. 11-12 host of
John Lewis Classic**

Location:
Salem, Ore. 97301
Established: 1842
Enrollment: 1,400
Conference: Northwest
Colors: Cardinal red, old
gold
Nickname: Bearcats

Head Coach: Gordie James
Coach's first year
1986-87 record: 13-13
Gymnasium: Cone Fieldhouse, Sparks
Center (2,800)
Sports Information Director: Cliff Voliva
SID Office: (503) 370-6110
SID Home: (503) 581-6676
Series record: GFC 18, WU 16
Last year: GFC won 83-60 in Newberg
Lettermen lost: 4
Lettermen back: 6
Players to watch:
Rich Ash, 6-0 guard
Dan Yates, 6-5 forward
Outlook: "We're a very versatile team
that can play a multidimensional
style"

SOSC: L 87-74

COVERING THE BRUINS

Facilities for the working press covering Bruin basketball are provided at the courtside press section on the west side of Miller Gymnasium. Available for each game are team rosters, starting lineups, and pertinent pregame information, including accumulative statistics for the Bruins up to each game. Press box service for each home contest includes quick team and individual statistics at halftime and complete statistics immediately following the game.

Working space and telephones for members of the press desiring them are available in the administrative area off the upper lobby. A courtside telephone also is available. Dressing rooms for both teams are on the lower level, south side.

George Fox College appreciates the cooperation it has shared with the news media. This book has been prepared as a service for area newspapers, radio and television stations, and wire services.

All requests for information, statistics, photographs, and press passes should be directed to Barry Hubbell, Sports Information Director, George Fox College, Newberg, Oregon 97132. Office phone: (503) 538-8383, ext. 220. Home phone: (503) 538-4332. Athletic Department phone: (503) 538-8383, ext. 249.

WILLAMETTE VALLEY NEWS MEDIA

Newspapers

Newberg Graphic
Newberg
Dave Rickard
538-2181

Statesman - Journal
Salem
Reid English
399-6700
1-800-452-2511

Oregonian
Portland
Jeff Wohler
John Nolen
~~Bill Muller~~
221-8161
1-800-452-1420
1-800-826-0376

KGW-TV
Portland
Scott Lynn
Joe Becker
226-5119, 226-5111

KOIN-TV
Portland
Rick Metsger
~~Pat Hellberg~~
243-6614, 243-6640

KPTV
Portland
Michael O'Brien
Phil Cassidy
222-9921

Bruin Cable Network
TCI Cable - GFC
538-8383, Ext. 360

Wire Services

Associated Press
228-2169
1-800-452-3501

United Press International
226-2644
1-800-452-6009

Television

KATU-TV
Portland
Steve Arena
231-4268

Radio

KCYX
Steve Kenyon
McMinnville
472-2151, 538-4343

KFOX (FM)
George Fox College
538-8383, ext. 324



1987-88 GEORGE FOX COLLEGE BRUIN BASKETBALL

L 97-90	Nov. 24	Linfield College	McMinnville	0-1
L 105-99	28	Western Oregon State College	Monmouth	0-2
W 43-86	Dec. 2	Willamette University	Newberg	1-2
L 87-74	4-5	NAIA Tip-Off Tournament	Klamath Falls	1-3
W 88-77	9	(GFC, Lewis and Clark, OIT, SOSO)		2-3
W 102-84	11-12	Lewis and Clark College	Newberg	3-3
L 76-71	11-12	John Lewis Classic	Salem	3-4
L 86-81	14	(GFC, Western Baptist, Willamette, WOSC)		3-5
W 109-95	14	Western Oregon State College	Newberg	4-5
L 78-61	30	Biola University	La Mirada	4-6
L 78-68	31	Westmont College 7:00 p.m.	Santa Barbara	4-7
W 128-48	Jan. 2	Dominican College	San Rafael	5-7
L 76-68	5	Linfield College	Newberg	5-8
W 93-78	8	Columbia Christian College	Newberg	6-8
L 91-88	9	Warner Pacific College	Newberg	6-9
L 87-66	15	College of Idaho	Caldwell	6-10
W 83-73	16	Northwest Nazarene College 8:00 p.m.	Nampa	7-10
W 96-68	23	Concordia College 8:00 p.m.	Newberg	8-10
		(Homecoming)		
W 136-83	25	Northwest College	Kirkland	9-10
L 75-73	26	Seattle Pacific University	Seattle	9-11
W 86-82	30	Western Baptist College	Salem	10-11
L 87-78	Feb. 5	Northwest Nazarene College	Newberg	10-12
W 87-72	6	College of Idaho	Newberg	11-12
W 114-65	9	Concordia College	Portland	12-12
L 106-87	11	Lewis and Clark College	Portland	12-13
W 102-94	13	Western Baptist College	Newberg	13-13
L 84-81	18	Warner Pacific College	Portland	13-14
W 88-64	20	Columbia Christian College	Portland	14-14
	27-Mar. 1, 5, 10	NAIA District 2 Playoffs	TBA	
	Mar. 16-21	NAIA Men's National Championships	Kansas City	

All games are at 7:30 p.m. except as noted.

ON THE COVER

The best returning guard in the Northwest, George Fox College senior DAN NEWMAN twice has been named an NAIA District 2 All-Star. Last year Newman, as a 6-1 junior from Portland, was named the top guard on the All-Northwest third team with only seniors on the first and second teams. He led the district last season in free throw accuracy, is the fifth best returner in assists and seventh in field goal accuracy. Details inside, page 11.