

1988

1988 Media Guide

George Fox University Archives

Follow this and additional works at: https://digitalcommons.georgefox.edu/athletics_menbasketball

Recommended Citation

George Fox University Archives, "1988 Media Guide" (1988). *Men's Basketball*. 111.
https://digitalcommons.georgefox.edu/athletics_menbasketball/111

This Media Guide is brought to you for free and open access by the George Fox University Athletics at Digital Commons @ George Fox University. It has been accepted for inclusion in Men's Basketball by an authorized administrator of Digital Commons @ George Fox University. For more information, please contact arolfe@georgefox.edu.

George Fox College BRUINS



Basketball Media Guide '88-89

FINGERTIP FACTS

College Location	Newberg, Oregon 97132 (11,000 pop.)
Founded	1891
Denomination Affiliation	Friends (Quaker)
Enrollment	820
Athletic Affiliations	Independent - NAIA, NCCAA
Home Court	Miller Gymnasium, Wheeler Sports Center
Seating Capacity	2,500
Colors	Old Gold, Navy Blue
Nickname	Bruins
College President	Dr. Edward Stevens
Athletic Director	Craig Taylor
Basketball Coach	Mark Vernon
Sports Information Director	Barry Hubbell

HOW TO REACH US

(College Switchboard 503/538-8383)

Basketball Coach Mark Vernon . . .	ext. 254, Home 538-1755
Baseball Coach Pat Casey	ext. 249, Home 538-6081
Athletic Director/Women's Basketball Coach	
Craig Taylor	ext. 250, Home 472-9694
Soccer Coach Tim Tsohantaris . . .	ext. 385, Home 538-1029
Track/Cross Country Coach Wes Cook	ext. 252
	Home 538-8078
Softball Coach Chris Davis	ext. 249, Home 282-8838
Women's Volleyball/Assistant Men's Basketball	
Coach Steve Grant	ext. 253, Home 363-7758
Sports Information Director Barry Hubbell	ext. 220
	Home 538-4332

INDEX

Athletics at George Fox	2
Coach Mark Vernon	17
Coaching Assistant Steve Grant	18
Coaches' Records	37
George Fox College	1
Highlights of 1987-88	6
History of GFC Basketball	8
Honored Bruins	35
Hosts/Hostesses	21
JV Team, Schedule, Coach Eric Swanson	22-23
Media Services	Inside Back Cover
Miller Gym Records	36
Most Valuable Players	34
NAIA	4
NAIA District 2	5
Nickname Bruin	2
Opponent Information	43-48
Outlook for 1988-89	9
Player Biographicals	11-16
Rally Squad	21
Records	26-28
Roster of Players	24-25
Season Scores	38-43
Schedule 1988-89	Back Cover
Staff	19-20
Statistics, 1987-88 Accumulative	7
Top 10 Player Records	29-32
Value Point System	34
Wheeler Sports Center	3
Year-By-Year Leaders	33



ABOUT GEORGE FOX COLLEGE

George Fox College is the outgrowth of a desire by early Willamette Valley Quaker settlers who established Pacific Academy in 1885 for the Christian education of their children. The college division was organized in 1891 to provide more advanced instruction for students. In 1949, because of the many colleges in the Northwest with Pacific in their name, the College was renamed George Fox in honor of the founder of the Friends (Quaker) Church. The College is governed by a 42-member Board of Trustees elected by Northwest Yearly Meeting of Friends Church, which comprises more than 8,000 members in 58 churches in Oregon, Washington, and Idaho.

The 60-acre rural, tree-shaded campus a half-hour drive from Portland has undergone major expansion in the last few years with 10 new buildings constructed. The latest of the new facilities is the \$2.25 million M. J. Murdock Learning Resource Center, which opened this fall and will be formally dedicated February 10. The other new buildings include the home of the Bruins, the 55,000-square-foot Coleman Wheeler Sports Center; the Herbert Hoover Academic Building and two residence halls, all opened in 1977; the Ross Fine Arts Center opened in 1978; a new television center; an expanded Heacock Commons/Student Union building; and the William and Mary Bauman Chapel Auditorium, opened in 1982. A new all-weather track has been added to an improved Colcord Field for track, and this spring the College will open the Curtis and Margaret Morse Athletic Fields, containing a baseball field, softball field, and soccer field.

College enrollment is 820.

Accredited by the Northwest Association of Secondary and Higher Schools, the College offers 28 majors in seven divisions: Education, Fine and Applied Arts, Language Arts, Natural Science, Religion, Social Science, and Physical Education. George Fox is one of 13 members of the national Christian College Consortium. The College has a student-faculty ratio of 13/1.

George Fox students come from 17 states and 8 foreign countries. Nearly 40 religious denominations are represented on campus.

Alumni of George Fox are primarily in service-oriented vocations of Christian ministries, education, social work, and medical fields. The College's most prominent alumnus is the late President Herbert Hoover, who attended Pacific Academy.

GFC ATHLETICS

Intercollegiate athletics is an integral part of the overall education program at George Fox. Men's varsity athletic teams represent the College in baseball, basketball, track, cross country, and soccer. Women students compete in volleyball, basketball, track, softball, and cross country.

George Fox College competes as an independent on the varsity level. Its schedules are coordinated with the Northwest Conference and with other independents in the Northwest. George Fox is a member of the National Association of Intercollegiate Athletics (NAIA), District 2, and in some sports, the National Christian College Athletic Association, Region 8.

For students not participating in the varsity program, GFC has a complete intramural program including flag football, basketball, volleyball, softball, racquetball, and tennis.

Athletic facilities include the Coleman H. Wheeler Center for Sports and Physical Education; Colcord Field, which includes a football/soccer field and new all-weather rubberized track; and tennis courts. An athletic field complex containing baseball diamond, softball fields, soccer field, and archery range is being renovated and will be opened this spring as the Curtis and Margaret Morse Athletic Fields.

Wheeler Center, completed in 1977 in a \$2.7 million project, includes the James and Lila Miller Gymnasium with three basketball courts and seating for up to 2,500; multipurpose, class, and weight rooms; faculty and administrative offices; handball courts; dressing and therapy rooms.



THE BRUIN NICKNAME

George Fox College is represented by the nickname and mascot "Bruin." But it's not always been so, even though it should have been.

The nickname comes from a real bear captured in 1887 just two years after Pacific Academy (the College's predecessor) was established. The small cub was captured in the coast range foothills west of Carlton when its mother was shot. The young cub was brought to campus by a student and later lived with a faculty member. When it grew to adulthood it was kept in a pit in what is now known as Hess Creek Canyon south of the campus. It escaped one too many times and was turned into steak for the dining table and the hide preserved on a frame and displayed in an early campus museum. When it deteriorated several years later, it was taken to a campus furnace room to be destroyed, but the framework proved a problem in dismantling, so it was left sitting in a corner. Students found the old Bruin skin later and began skirmishes over ownership, a tradition that continues 101 years later. "Bruin Junior," a replica, under a set of guidelines passed down for years, is fought over periodically in class competition, with the class able to physically drag the Bruin replica off campus declared the rightful owner until next "flashed."

Even with the Bruin tradition, somewhere along the line, the "Quaker" tag to athletic teams came into popularity with sports writers because of the College's church affiliation, and that nickname was used, along with a mascot "Foxy George," a little fox with a Quaker hat. Both gained acceptance for a period in the 1950s and 1960s until a vote of faculty, students, and administration in 1970 reinstated the Bruin nickname to its rightful place.

THIS IS WHERE THE GAME IS PLAYED



George Fox College is in its twelfth year in the Coleman H. Wheeler Center for Sports and Physical Education. Completed in June 1977, the \$2.7 million, 55,000-square-foot complex is the College's largest building. It contains the James and Lila Miller Gymnasium, the Bruin home court.

The sports center was designed by noted architect Pietro Beluschi, with a wooded canyon setting chosen as the center's location. The building features wood products and a large window area overlooking the adjacent natural terrain.

Three times larger than Hester Gymnasium, which it replaced, the Wheeler Center features a 116 x 174-foot gymnasium with three basketball courts and seating for 2,500 spectators. The gymnasium ceilings are 32 feet over the hardwood maple floor. The gym provides three volleyball courts and ten badminton courts.

The building is entered on two levels – ground level on the east side through the nine doors for the general public and after crossing a 200-foot bridge; and on the second floor on the west side for campus personnel. There is a two-floor lobby featuring oak parquet floors.

Contained on the upper level are athletic administration and faculty offices, staff room, and class, weight, and multipurpose rooms.

The lower level contains a concession area and ticket sales area, dressing rooms, team rooms, laundry, equipment-issuing room, and storage space. An east wing of the building houses two handball courts.

The building is named for long-time Oregon lumberman Coleman H. Wheeler, former chairman of the board of Willamette Industries. The gymnasium is named for board member James Miller and his wife, Lila. He is the former president of Cascadia Lumber Co. The building was dedicated Oct. 17, 1977.

BRUINS COMPETE IN NAIA



The National Association of Intercollegiate Athletics (NAIA) is a completely autonomous association that administers programs leading to national championships in 11 events for nearly 500 accredited four-year colleges and universities in 32 geographical districts spread over the 50 states and Canada.

Established in 1940 as the National Association of Intercollegiate Basketball the NAIB evolved from the institution of a "National Small College Basketball Tournament" that was inaugurated in 1937. In 1952, the NAIB expanded to include tennis, outdoor track, and golf, and that year the organization was renamed the NAIA.

Since that time the NAIA has further enlarged to encompass football (two divisions were formed in 1970), cross country, baseball, and swimming, which were added to the NAIA championship program in 1956, wrestling (1958), soccer (1959), and indoor track (1966). In August of 1980 the NAIA, after a two-year study, initiated championships for women in the newly organized NAIA Women's Division. Ten championships are offered.

NAIA national headquarters and staff are located in Kansas City, Missouri. The NAIA is governed by two bodies. The Council of Presidents, composed of one president from each district, is responsible for fiscal matters, academic standards, and supervision of the national staff. George Fox College president Edward F. Stevens represents NAIA District 2 and is one of five U.S. college presidents selected to serve on the NAIA Council of Presidents Executive Committee. The 10-person Executive Committee, elected by the membership, is responsible for organizing championship events and overseeing the committees and associations.

Eligibility rules within the NAIA govern all play in all sports recognized by the Association, not just post-season play. All eligibility guidelines must be adhered to by all members, including those holding dual affiliation with other associations.

The NAIA clearly outlines its own responsibilities and those of its members: a sound athletic program, administered and controlled by those responsible for the administration of the college or university. The NAIA's basic premise is that the athletic program is a basic component of the overall general educational process, and not an entity apart.

Member institutions must conduct their intercollegiate athletic programs to the standards of the regulatory Association in which they hold memberships, and the NAIA. They must pay the annual membership dues and be in support of the policies of the Association. Where institutional rules and standards are more strict than those of the regulatory group or the NAIA, those rules and standards of the institution are recognized and supported by the NAIA.

NAIA DISTRICT 2

George Fox College men's athletic teams compete in District 2 of the National Association of Intercollegiate Athletics (NAIA). Fourteen teams make up the district, all but two within Oregon.

In basketball, divisions have been created involving all 14 colleges, with organization into east and west divisions. Members of the East Division are College of Idaho, Columbia Christian, Concordia College, George Fox College, Northwest Nazarene College, Warner Pacific College, and Western Baptist College. West Division members are Eastern Oregon State, Linfield College, Oregon Institute of Technology, Pacific University, Southern Oregon State College, Western Oregon State College and Willamette University.

This new alignment, approved in 1987 by basketball coaches, puts Christian colleges and independents in the East Division, and Northwest Conference and state schools in the West.

All teams will have a post-season game to determine the right to represent NAIA District 2 at the national NAIA championships. The district now has a "sub-playoff" system prior to the regular playoffs. This will involve all teams but the top team in each division. The other six teams will be paired 2-7, 3-6, 4-5 for the sub-playoff contests with those games determining three winners to be with the top team in the regular playoffs.

The remaining top four teams in each division will then be cross-seeded with the top four teams from the other division.

Standings within each division will be based upon the record with other teams in the division. If there is a tie, results of competition between those schools involved will be considered. If there still is a tie, then overall NAIA District 2 records will be used to determine ranking, based on a system of awarding points for the strength of each team met, based on its win-loss record against winning or losing schools.

George Fox College has been in the NAIA District 2 playoffs 14 of the last 18 years.

THE BRUIN DISTRICT PLAYOFF RECORD

1970-71	Willamette University (lost 103-69)
1971-72	Willamette University (lost 69-60)
1972-73	Linfield College (won 95-88)
	Pacific University (won 68-67) (District title)
	Defiance (Ohio) College (lost 86-62) (NAIA national championships)
1973-74	Pacific University (won 92-72)
	Oregon Institute of Technology (lost 55-54)
1974-75	Oregon Institute of Technology (lost 72-56)
1976-77	University of Hawaii - Hilo (lost 85-79)
1977-78	Oregon Institute of Technology (lost 79-65)
1979-80	Oregon Institute of Technology (lost 69-67)
1980-81	Northwest Nazarene (lost 61-58)
1983-84	Western Oregon State (lost 86-72)
1984-85	Western Baptist (won 50-47)
	Western Oregon State (won 71-57)
	College of Idaho (lost 61-53)
1985-86	Warner Pacific (won 66-56)
	Oregon Institute of Technology (lost 76-67)
1986-87	Warner Pacific (won 101-75)
	College of Idaho (won 75-58)
	Oregon Institute of Technology (lost 75-69)
1987-88	Eastern Oregon (won 101-82)
	Southern Oregon (won 90-76)
	Oregon Institute of Technology (lost 84-61)

1987-88 HIGHLIGHTS

The 1987-88 basketball Bruins, for the fourth consecutive season, finished in the NAIA District 2 final four. It marked the 14th time in 18 years for an NAIA post-season playoff appearance. The 17-16 season was a tough one, with just 13 of 33 games in Newberg.

It was a finish exactly as Coach Mark Vernon had indicated in his preseason outlook when he said "We will be looking to be over .500 for the season, and, hopefully, to be in the top four in our division." The Bruins not only did that, but finished in the top four in the district, losing in the semifinals to Oregon Tech in Klamath Falls, where GFC has never won.

GFC finished in the East Division of NAIA District 2 with an 8-4 record. It was a record-breaking season for the Bruins, in fact 25 were set. Half of them were in the category of three-point goals when 169 were made on 406 attempts with an accuracy of .416, all GFC records.

The 1987-88 Bruins blocked 251 shots for a new record, with freshman center Dave Wilson swatting away 170, the nation's best at the rate of 5.15 a game. He had a record 12 in one game when the team set a record with 16. Wilson set a new field goal shooting record at .642 for the season on 122 of 190 attempts. He garnered special attention when three times during the season he recorded triple doubles in a game: double-digit stats in scoring, rebounding and blocked shots.

Senior Eric Swanson and senior guard Dan Newman were both named NAIA District 2 all-stars. Swanson set two records for the most defensive rebounds in a season, 287, and 20 of those in one game. He averaged 12.0 rebounds and 19.8 points a game.

Newman led the team with 21.1 points a game, also leading the Bruins in assists with 149, making 5.3 a game. He finished his collegiate career with 2,113 points, second highest ever for a GFC player. He scored 591 his final year.

1987-88 STATISTICAL HIGHLIGHTS

Longest Win String – 3

Longest Loss String – 2

Most Points Scored – 136 vs. Northwest College (83) in Kirkland

Fewest Points Scored – 61 vs. Biola (78) in La Mirada

Most Points Allowed – 106 vs. Lewis Clark in Portland

Fewest Points Allowed – 48 vs. Dominican in San Rafael

Largest Margin of Victory – 80 (128-48) vs. Dominican in San Rafael

Largest Margin of Defeat – 23 (84-61) vs. Oregon Tech in Klamath Falls

1987-88 ACCUMULATIVE STATISTICS

Player	Games	FIELD GOALS			3-PT. FIELD GOALS			FREE THROWS			REBOUNDS				PF	POINTS			TO	STL	BLK	AST	AST AVG
		SM	SA	PCT	SM	SA	PCT	SM	SA	PCT	O	D	T	AVG		TP	AVG						
Casey, Pat	20	93	187	.497	16	28	.571	53	72	.736	42	54	96	4.8	46	255	12.8	44	21	7	68	3.4	
Jacobson, Tim	10	4	14	.286	1	8	.125	2	2	1.000	1	2	3	0.3	4	11	1.1	1	1	1	7	0.7	
Lautenbach, Eric	31	71	144	.493	20	53	.377	41	47	.872	20	52	72	2.3	45	203	6.5	44	16	1	42	1.4	
Newman, Dan	28	218	419	.520	48	96	.500	107	140	.764	17	63	80	2.6	62	591	21.1	98	41	7	149	5.3	
Peterson, Brent	32	113	224	.504	19	65	.292	60	81	.741	28	58	86	2.7	71	305	9.5	80	63	4	140	4.4	
Richards, Jeff	25	75	156	.481	19	55	.345	36	51	.706	13	53	66	2.6	53	205	8.2	76	56	12	98	3.9	
Samodurov, Cliff	23	14	33	.424	1	4	.250	15	23	.652	5	8	13	0.6	26	44	1.9	27	17	0	42	1.8	
Schlachter, Rich	27	87	168	.518	21	47	.447	33	50	.667	35	70	105	3.9	60	228	8.4	33	28	13	59	2.2	
Swanson, Eric	33	249	431	.578	24	50	.480	132	173	.763	110	287	397	12.0	87	654	19.8	64	28	8	78	2.4	
White, Tim	33	54	94	.574	0	0	.000	20	36	.556	31	72	103	3.1	68	128	3.9	45	15	29	31	0.9	
Wilson, Dave	33	122	190	.642	0	0	.000	61	88	.693	52	141	193	5.8	91	315	9.5	45	11	170	26	0.8	
TEAM REBOUNDS											95	35	130	3.9									
GEORGE FOX	33	1100	2060	.534	169	406	.416	560	763	.734	449	895	1344	40.7	613	2929	88.8	558	297	251	739	22.4	
OPPONENTS	33	1023	2234	.458	131	289	.453	521	728	.716	520	717	1237	37.5	640	2698	81.8	510	261	73	598	18.1	

A LOOK AT THE PAST



The game of basketball was invented by Dr. James Naismith in 1891, and it took just seven years for it to be brought to George Fox College (then called Pacific College).

College board member and community leader T. W. Hester and others first saw the game played at the Portland YMCA. They were captivated by the new game and secured a ball, which they brought back to the College. The first exhibition game was played shortly thereafter, in the winter of 1898, and the first site was the third floor of the old Commercial Hotel on North Main Street because the College had no adequate space for the new sport.

The first gymnasium on the campus was the upper part of one wing of an old academy building (Hoover Hall), built in 1885 and torn down in the mid-1950s. A one-room wood gymnasium building was constructed in 1916 and served until 1946, when the College opened Hester Gymnasium, a concrete block structure built partly by student/faculty labor at a cost of \$40,000. The building, with a single hemlock playing floor and seating for 1,100, served through the 1976-77 season with opening of Wheeler Center.

College athletic affiliation in men's basketball over those years has gone from independent status to membership in the old Willamette Christian College Conference, the Metropolitan Conference, the Oregon Collegiate Conference, and back again to the present status as a major small college independent member of NAIA District 2 (joined in 1965). In 1973 George Fox was the district champion and has been in the district playoffs 13 of the last 17 years.

"Our greatest basketball year," according to a College publication, "The First Fifty Years" (published in 1941), "was reached in 1917 when Pacific College won the [Willamette Valley] league championship and defeated Oregon State College 34-25." There have, of course, been many significant wins, seasons, and players throughout the last 91 years. Much of that history, however, has been lost because of the lack of available information and incomplete records prior to NAIA membership in 1965. Highlights and records since that time appear on the following pages. Pre-NAIA statistics available show these marks: Bill Hopper with a 42-point game and 1,737 career points in 1954-1958, and Cub Grimm in 1952-53 season with a 21.0 game average, and 26 free throws in a contest with the Oregon Medical School in 1953.

HOW IT LOOKS FOR 1988-89

For four consecutive seasons George Fox College has been in the final four in NAIA District 2 basketball action.

Can the Bruins repeat in their bid to be either in the semifinal or final game and contending for the district title?

GFC coach Mark Vernon doesn't make an outright prediction, but says his Newberg squad just may be there again.

"If everything falls into place, we hope to approach a 20-win season," says Vernon. And that would be just an "average" season for the seventh-year coach who has produced 124 wins (vs. 67 losses), for an average of 20.6 wins a season.

"We hope to be competitive for the east division championship, but we know our division is very tough," Vernon says. It includes last year's district champion, College of Idaho.

Vernon pins his hopes on several factors – make that cautions. "The keys to our season will be staying healthy," Vernon says, "and on our rebounding and our defense.

"If we can rebound and play solid defense, we should have a successful year," Vernon predicts. The Bruins will be a very fast team and will depend on a quick transition game. Vernon says his 1988-89 Bruins "are not a powerful team so need to be very aggressive defensively."

The Bruins need to remain healthy because although they are experienced at the top, the Bruin bench is young and inexperienced in collegiate ball.

"To be successful we need to stay away from injuries, because we are not extremely deep," Vernon reports. Already Vernon – and the Bruins – are being tested. Dave Wilson, a 6-11 center who led the nation in blocked shots last year, is sitting on the sidelines with a broken foot, in a cast for four to six weeks.

Wilson, a sophomore from Chehalis, recorded 170 blocks last season, more than 5 a game. He also averaged 9.5 points and 5.0 rebounds. He's the youngest of the returners on a team that features three senior guards: Pat Casey, Newberg (12.8 points a game), Jeff Richards, Beaverton (8.2 points), and Brent Peterson, Bozeman, Mont. (9.5 points). Peterson had a team-leading 63 steals a year ago and was second high in assists with 140 (4.4 a game).

The returning forward is Newberg junior Rich Schlachter, who averaged 8.4 points and 3.9 rebounds a contest last season.

Vernon has done very well in recruiting. But he needed to. The Bruins lost two district all-stars: guard Dan Newman, who averaged 21.1 points a game, and forward Eric Swanson, who averaged 19.8.

To fill in, Vernon picked off the best in Oregon, recruiting the Oregon community college MVP, Chris Patoine, and state high school AAA tournament scoring leader Kurt Ronnow.

The Bruins play a 29-game slate, 15 at home in Wheeler Sports Center.

EXPERIENCE CHART

Lettermen Returning: Pat Casey, Tim Jacobson, Brent Peterson, Jeff Richards, Rich Schlachter, Dave Wilson

Starters Returning: Pat Casey, Rich Schlachter, Dave Wilson

Newcomers: Jon Hagen, Tim Harris, Matt Milligan, Kurt Ronnow, Chris Patoine, Wade Webberley, Jim White

By class: Senior – Pat Casey, Brent Peterson, Jeff Richards; Junior – Chris Patoine, Rich Schlachter, Jim White; Sophomore – Tim Jacobson, Dave Wilson; Freshman – Jon Hagen, Tim Harris, Matt Milligan, Kurt Ronnow, Wade Webberley

THE BRUINS - AS INDIVIDUALS



PAT CASEY

Senior
6-2 • 200
Guard

Newberg, Ore.
(Newberg)

Perhaps one of the most "unusual" players ever to be a Bruin, because at the age of 29, he's playing collegiate basketball and also is the Bruin baseball coach ... hired for that position in 1987 after seven seasons with San Diego, Seattle and Minnesota organizations ... played both sports at the University of Portland before being drafted for baseball ... a tenacious defensive player and outstanding shooter, especially from outside, but also as post-up player ... top returning Bruin scorer from a year ago ... received GFC's Hustle Award last year ... a team captain ... a secondary education major ... favorite food: oysters, pizza ... hobbies: selling real estate ... most influential person in life: father ... person most admired: mother and father. Born Mar. 17, 1959, son of Fred and Bev Casey. Wife, Susan.

MARK'S REMARKS: "Pat will take over the scoring load at the guard position. He is a very motivated player and will do anything to make the Bruins a winner. He has All-District potential."

Year	G	FG	%	3 Pt.	%	FT	%	Rb.	Avg.	Ast.	Pts.	Avg.
87-88	20	93/187	.497	16/28	.571	53/72	.736	96	4.8	68	255	12.8



JON HAGEN

Freshman
6-3 • 180
Forward / Guard

Newberg, Ore.
(Newberg)

The newest Newberg player to join the cross-town Bruins ... leading scorer for Metro League last season at 21.5 points a game, also averaging 7.9 rebounds ... captained high school team two years, also MVP, and also an all-star football player ... named to Oregon High School honorable mention team and picked for State-Metro all-star summer basketball series ... an intelligent player on the court ... and off (3.87 GPA) ... a liberal arts major ... favorite food: pizza ... hobbies: tennis, golf, eating ... most influential person in life: parents ... person most admired: Arnold Schwarzenegger. Born Dec. 14, 1969, son of Dennis and Janet Hagen. Name pronunciation: "Hay-gun."

MARK'S REMARKS: "Jon may surprise many people this year; he'll be heard from, even as a freshman. He will have a good four years at GFC and see plenty of playing time this year."



TIM HARRIS

Freshman
6-2 • 170
Guard

Redmond, Ore.
(Redmond)

The MVP and team captain for his Redmond team . . . a guard who led his team in both scoring (12.8) and rebounding (7.7) . . . a team that had seven players averaging between 7.9 and 12.8 a game . . . an Intermountain League All-Star selection . . . an aggressive player who works exceptionally hard . . . a good defender . . . strong tie to the Bruins: former All-American Randy Dunn is a cousin . . . a business major . . . favorite food: steak and potatoes . . . hobbies: tennis, golf, camping . . . most influential person in life: parents . . . person most admired: Redmond High basketball coaches. Born Nov. 27, 1969, son of John Harris, Judy Harris."

MARK'S REMARKS: "Tim plays all out all of the time; he has tremendous determination and hustle. We will use Tim this season to gain experience and improve; he should be heard from as a sophomore and prove he can play at the NAIA level."



TIM JACOBSON

Sophomore
6-2 • 150
Guard

Kasilof, Alaska
(Soldotna)

The only returning varsity player who also played jayvee ball last season . . . saw action in 10 varsity games . . . a strong outside shooter who in high school received Outstanding and Distinguished Athlete of the year designation for Alaska . . . led high school team in scoring at 19.6 and as captain . . . played with international touring team in Australia the summer before GFC . . . working to improve strength and to improve on defense . . . a Christian ministries major . . . favorite food: pizza . . . hobbies: bow hunting, bike riding and sharing Jesus Christ . . . most influential person in life: Northwest Basketball Camp director Fred Crowell . . . person most admired: mother and father. Born Aug. 17, 1968, son of Timothy and Rosann Jacobson. Nickname: "Jakes."

MARK'S REMARKS: "Tim is our best outside and three-point shooter. He's come a long way from his freshman year and should help us this year off the bench."

Year	G	FG	%	3 Pt.	%	FT	%	Rb.	Avg.	Ast.	Pts.	Avg.
87-88	10	4/14	.286	1/8	.125	2/2	.000	3	.3	7	11	1.1



MATT MILLIGAN

Freshman
6-4 • 185
Forward

Salem, Ore.
(North Salem)

An All-Valley League selection last year as he captained his high school team ... averaged 15.5 points and 6 rebounds a game ... named Most Inspirational for squad ... a good defensive player with good moves inside ... runs the floor well, but needs improvement in outside shooting ... also lettered in football and baseball in high school ... traveled to Hong Kong and China last summer with American Sports Development USA basketball team and was a member of BCI All-Star team in 1987 ... a business major ... favorite food: Mexican and pizza ... hobbies: spending time with family and friends ... most influential person in life: Jesus Christ ... person most admired: Steve Largent. Born Feb. 2, 1970, son of Lyle and Barbara Milligan.

MARK'S REMARKS: *"Matt is a very sound fundamental player. He will play small forward and see some varsity action this year."*



CHRIS PATOINE

Junior
6-5 • 195
Forward

Sutherlin, Ore.
(Sutherlin High)
(Umpqua CC)

Oregon's 1988 community college Player of the Year ... contacted by more than 300 colleges nationwide, at the NCAA level and as far as East Coast ... averaged 16.2 points and 5.2 rebounds a game last season, helping Timbermen to 27-6 record and to championship of Oregon community colleges ... averaged 22 points and 12.2 rebounds as high school senior, named to Oregon AA first team ... a 3.3 GPA student given Umpqua's Scholar-Athlete Award for 1988 ... a starter in the small forward position ... jumps extremely well and a great shooter ... seeking to improve rebounding ... a business major ... favorite food: Calzone ... hobbies: tennis, motorcycles, pinball ... most influential person in life: high school coach Willis New ... person most admired: Dr. J (Julius Erving). Born Jan. 22, 1968, son of Tom and Carol Patoine. Wife, Michelle. Name pronunciation: "Puh-twahn."

MARK'S REMARKS: *"Chris is a top quality addition to our program; he is a proven scorer and gifted shooter who will be asked to score for us. We look for him to score big points this year. He has the potential to be an All-District player as a junior."*



BRENT PETERSON

Senior
6-0 • 170
Guard

Bozeman, Montana
(Bozeman)

The team's best in steals a year ago (63) ... top returner in assists (4.4), the fourth best returner in the district in the category ... had 11 assists in single game last season ... the only senior with four years of Bruin varsity experience ... one of the fastest of the Bruins ... very good at driving to the basket ... good passer, exceptional in the open court ... a business major ... favorite food: roast beef, pizza ... hobbies: softball ... most influential person in life: mother ... person most admired: father. Born Mar. 14, 1967, son of Merton and Joanie Peterson.

MARK'S REMARKS: *"Brent has had three good years and I look forward to him having an outstanding senior year. He is the best open-court player I've coached ... he runs the floor well and gets us running."*

Year	G	FG	%	3 Pt.	%	FT	%	Rb.	Avg.	Ast.	Pts.	Avg.
85-86	21	42/74	.568			26/33	.788	32	1.5	42	110	5.2
86-87	33	144/251	.574	28/72	.389	42/59	.712	49	1.5	156	358	10.8
87-88	32	113/224	.504	19/65	.292	60/81	.741	86	2.7	140	305	9.5
Career	86	299/549	.545	47/137	.343	128/173	.740	167	1.9	338	773	9.0



JEFF RICHARDS

Senior
6-1 • 190
Guard

Beaverton, Ore.
(Beaverton High)
(Clackamas CC)

A starting point guard last year until he broke his foot ... very fast ... excellent penetrator and passer ... tenacious on defense, given Best D award last year for the Bruins ... set a school record with 11 steals in a game last year ... at Clackamas Community was a scholar-athlete averaging 13 points and 9.5 assists a game ... captained his high school team to runner-up spot in Oregon 1984 state tourney ... a business major ... favorite food: Italian ... hobbies: snow and water skiing, weight lifting ... most influential person in life: father ... person most admired: mother. Born May 9, 1966, son of Thomas and Sharon Richards. Nickname: "Binger"

MARK'S REMARKS: *"Jeff is our best floor leader and we need that quality from him this year; he should show great improvement over last year and have a great senior year."*

Year	G	FG	%	3 Pt.	%	FT	%	Rb.	Avg.	Ast.	Pts.	Avg.
87-88	25	75/156	.481	19/55	.345	36/51	.706	66	2.6	98	205	8.2



KURT RONNOW

Freshman
6-4 • 205
Forward

Molalla, Ore.
(Molalla Union)

Oregon's 1988 high school tournament scoring leader at 26 points a game . . . top state tournament rebounder at 13 a contest . . . 45 points in one game, was second highest single-game total in tournament history . . . Oregon AAA first-team selection . . . led Tri-Rivers League in scoring at 18.5 a game and 9.0 rebounds and was MVP . . . led all players in scoring in the summer State-Metro all-star series . . . working to adjust to position change from post to forward . . . honors student with 3.53 high school average . . . an athletic training major . . . favorite food: pizza . . . hobbies: basketball, golf . . . most influential person in life: high school coach Rick Havercroft . . . 'person most admired: father. Born Oct. 24, 1970, son of Kenneth and Myrna Ronnow. Name pronunciation: "Ron-no."

MARK'S REMARKS: *"Kurt was the best high school forward in the state last year; he'll help us off the bench and we expect big games from him even as a freshman. He has the potential to be one of the best players ever at GFC."*



RICH SCHLACHTER

Junior
6-4 • 215
Forward

Newberg, Ore.
(Newberg)

As a sophomore stepped into a starting position that he continues to hold . . . MVP for the Bruin jayvee squad as a freshman, then the only JV to move up . . . good outside shooter . . . sound team player . . . named Most Inspirational last season . . . has improved strength greatly during the last year . . . a Bruin team captain . . . captain and MVP for his Newberg High squad for two years . . . a business major . . . favorite food: Chinese . . . hobbies: golf, tennis . . . most influential person in life: high school coach Tony Wilder . . . person most admired: David Letterman. Born Oct. 10, 1968, son of Mike and Linda Schlachter . . . name pronunciation: "Schlock-ter."

MARK'S REMARKS: *"Rich has developed into one of our best players and a team leader; he will be asked to score as well as rebound. He needs to rebound for us to be successful this year."*

Year	G	FG	%	3 Pt.	%	FT	%	Rb.	Avg.	Ast.	Pts.	Avg.
86 87	12	9 19	474	0 9	000	7 11	636	9	7	6	25	2.1
87 88	27	87 168	518	21 47	447	33 50	667	105	3 9	59	228	8.4
Career	39	96 187	513	21 56	375	40 61	656	114	2 92	65	253	6.5



WADE WEBBERLEY

Freshman
6-7 • 195
Center

LaCenter, Wash.
(LaCenter)

The back-up center for the Bruins ... a Washington State A-League All-Star ... averaged 18.1 points and 10 rebounds a game as he co-captained his high school team ... high school honors include Coach's Award, MVP designation, and twice Most Inspirational ... good shooter ... still working on parts of game ... a liberal arts major ... favorite food: pizza ... hobbies: golf ... most influential person in life: father ... person most admired: Larry Bird. Born Sept. 17, 1969, son of Bob and Jean Webberley.

MARK'S REMARKS: *"Wade is a very good shooter from the perimeter. He will back up Dave (Wilson) at center and will help us at times this year, but will be counted on more as a sophomore."*



JIM WHITE

Junior
6-2 • 175
Guard

Kent, Wash.
(Kent Meridian)
(Northwest)

A transfer from Northwest College where he averaged 7 points and 3 rebounds a game ... scored 9.5 points a game senior year in high school when he was named Most Improved and Most Inspirational ... member of tour team to Brazil with Northwest Basketball Camp last summer ... a hard worker ... good three-point shooter ... a social studies teaching major ... favorite food: fettuccine ... hobbies: surfing, skiing ... most influential person in life: parents ... person most admired: friend and inspirational speaker Douglas Cox. Born April 8, 1968, son of Jim and Edna White.

MARK'S REMARKS: *"Jim will help us through his hard work in practice and, if called upon, could play some good minutes this year. He is a very supportive team member."*



DAVID WILSON

Sophomore
6-11 • 210
Center

Chehalis, Wash.
(West High)

The player who led the nation in blocked shots last season with 170, 5.15 a game . . . one of the tallest players in the district and the best returning center . . . the top returning district player in field goal accuracy, last year at .642 percent, the best ever at GFC . . . three times last season scored a "triple double" in points, rebounds and blocked shots . . . great shooting touch, especially around basket . . . Most Improved Player for the Bruins last year . . . has improved strength during the summer . . . intelligent player who runs the floor like a small forward . . . broken right foot bone in scrimmage game will keep him out of several games at the start of the season . . . a business major . . . favorite food: pizza, Chinese . . . hobbies: bike riding . . . most influential person in life: father . . . person most admired: Akeem Olajuwon. Born Sept. 18, 1969, son of Terry and Donna Wilson.

MARK'S REMARKS: *"We have built a team around Dave this year and will rely on his scoring as well as defensive abilities; rebounding is a real key for Dave."*

Year	G	FG	%	3 Pt.	%	FT	%	Rb.	Avg.	Ast.	Pts.	Avg.
87 88	33	122 190	.642	0 0	.000	61 88	.693	193	5.8	26	315	9.5



COACH MARK VERNON

Mark S. Vernon is George Fox College's winningest coach ever with a 124-67 record, a winning rate of .649 percent. He has averaged more than 20 wins a year in his six years. And, Vernon is the only GFC coach to have ever posted a winning record on the road, where he is 54-50.

His efforts have not gone unnoticed. In 1985 and 1987 he was named NAIA District 2 Basketball Coach of the Year. He was the youngest coach in the district the first time and the Bruins had just gone 27-7, the best record in GFC's history, and a record that made it Oregon's winningest college in basketball—at any level—in Oregon. In 1987 he was named National Christian College Athletic Association National Coach of the Year.

In his first season the Bruins were 15-16, in tenth place in NAIA District 2, up from 16th the year before. The next year the Bruins were 17-12 and in fifth slot. In 1984-85 the Bruins produced their 27-7 mark and were second. Three years ago GFC went 21-10, third in the district, two years ago it was a 27-6 record, second in the district. Last year GFC, at 17-16, was third.

Vernon, 35, has his entire collegiate coaching career at George Fox, but the tie with the Bruins is longer. He came to the College in 1975 as a student and basketball player. Upon completion of his eligibility he remained with GFC as an assistant for three years (1977-78, 79-80, and 81-82).

Vernon was assistant for the Bruins while working on a master's degree in physical education at Linfield College, with work completed in 1982. Vernon teaches physical education classes in addition to his coaching.

With the departure of Sam Willard as head coach, the College began a six-week nationwide search that started with more than 70 names. In the end, the search committee found the new Bruin coach they were looking for was already on campus. Vernon was named in May 1982.

A 1977 George Fox graduate, Vernon, as a senior, was named the College's Outstanding Physical Education Major. The same year he was named George Fox's Outstanding Young Person in Teacher Education by Phi Delta Kappa, a national professional educators society.

In the fall of 1981 Vernon joined the GFC physical education faculty as women's volleyball coach, women's tennis coach, and basketball assistant, along with teaching assignments.

As a basketball Bruin, Vernon was a guard, establishing the Bruins' all-time career high average in assists (3.9) at that time. He was named the team's Most Inspirational Player by his teammates as a senior, a year the Bruins were 20-9. During Vernon's two years in a Bruin uniform his teams were 39-17, and Vernon compiled statistics that place him number 2 in the Value Point System, preceded only by All-American Paul Cozens.

Vernon also played one year at Highline Community College, Seattle, receiving both Best Defense and Hustle awards. He also played ball at West Seattle High School, where he was named Outstanding Athlete of the Year as a senior.

Vernon and his wife, Denise, were married in August 1981. Returning to school after a couple of years out for work, she completed a degree in physical education in 1985. As a Lady Bruin in volleyball she helped her team to the National Christian College Athletic Association national title, named an All-American. She is a dental assistant for Newberg dentist Lance Rosenau.



ASST. COACH STEVE GRANT

Steve Grant is in his seventh year with the Bruins, being named in 1982 to the George Fox physical education teaching faculty and to serve as men's basketball assistant and head women's volleyball coach.

Grant, 42, replaced Mark Vernon as volleyball coach when Vernon stepped up to the head basketball position. The Bruin assistant is a 1969 graduate of Biola, where as a guard for the Eagles he was named Most Valuable both his junior and senior years. He then was named assistant basketball coach for two years, also assisting in soccer.



At Western Baptist College in 1981-82, Grant coached the women's basketball team and was head men's soccer coach, guiding the Warriors to an 8-4-3 mark. Grant previously was at Salem Academy for 10 years where for nine years, until 1980, he guided the basketball Crusaders. He coached varsity baseball for five seasons, then varsity women's volleyball for five years, leading Salem Academy to the playoffs each of those years.

In his first season with the volleyball Bruins, Grant guided his squad to a 15-6 record and regional playoffs. In his second year it was 11-18. In 1984 it was 30-10 as George Fox won the National Christian College Athletic Association national championship in Chicago. Grant was named NCCAA national Coach of the Year as well as NAIA District 2 1984 Coach of the Year as his Lady Bruins finished third in district play. In 1985 the Lady Bruins were 16-18, then it was 15-16, and last fall the Lady Bruins, with a 33-22 record, again won the NCCAA national title. Grant was again named NCCAA Coach of the Year. This fall GFC finished 30-13 and was third in NAIA District 2, the Lady Bruins' highest district finish ever.

Grant earned a master's degree from Linfield College in 1985.

Grant and his wife, Kathleen, live in Salem. They have two children, Jeff, 16, and Bryan, 13.



BRUIN STAFF

CRAIG TAYLOR is in his first year as George Fox College Athletic Director, but he has been associated with the Bruins for 15 years as player, coach and professor.

The new AD has been coach of GFC's women's softball and basketball teams since 1981 when he rejoined the coaching and PE staff after two years with a sporting goods retailing firm. From 1976 through 1979 Taylor was the Bruin baseball coach while also serving as assistant basketball coach.

With the new appointment Taylor has given up his position as coach of the Lady Bruin softball squad, but he remains as the women's basketball boss and he continues as assistant professor of physical education.

Taylor, 37, came to George Fox in 1971 as a junior forward for the men's basketball team. In 1972-73 he helped the Bruins to the NAIA District 2 basketball title, the only GFC team to represent the district in the NAIA national basketball tournament in Kansas City.

Taylor graduated from George Fox in 1974, named both Outstanding Man in Teacher Education and Outstanding PE Major. He received a master of science degree in education from Linfield College in 1975. While enrolled in graduate courses he was a residence hall director at GFC, in that position for three years.

As softball coach he directed his teams to an 83-69 record and in 1985 he was named NAIA District 2 Coach of the Year for softball. He has coached the Lady Bruins in basketball to a 93-86 record.

From 1981 through 1987 Taylor was George Fox's intramural director. Last year he served as director of the GFC Academic Success Program.

Taylor is a member of the NAIA District 2's Executive Committee, serving since 1985.

At George Fox the athletic director is responsible for athletic department functions, including eligibility and compliance with GFC and NAIA regulations, budgeting, and department and sports center management.

BARRY HUBBELL has directed the George Fox Sports Information program since 1970. He joined the College staff in 1968 as Director of Information and in 1972 was named Director of College Relations, overseeing all college publicity and promotion. This year he was named Assistant to the President. A 1964 graduate of the College, he was a correspondent for Portland and Salem newspapers and a McMinnville radio station before assuming his George Fox positions.

He is a member of the NAIA Sports Information Directors Association and the College Sports Information Directors Association. In the last eight years the organizations have awarded his publications 22 national awards, including five first places; included are those for best basketball media guides, best basketball programs, and best track media guides.



BRUIN STAFF

MIKE WIRTA is in his 18th year as George Fox basketball statistician. Called "Biggs" by his friends, Wirta is a 1974 George Fox graduate and perhaps one of the most loyal Bruin fans. A member of the College's physical plant staff, Wirta has the upkeep of the sports center as his major responsibility. A Newberg native, he devotes many volunteer hours to compiling statistics and records for the players and teams recorded in this book.



In 1988 the College's Alumni Association named Wirta its Volunteer of the Year, just the second person to receive the designation.

STEVE CURTIS is in his second year as trainer for the basketball Bruins – and all GFC athletic teams. A 1982 GFC graduate with a degree in physical education, Curtis received a master's degree in teaching from Portland State University in 1987. He is a certified athletic trainer by the Board of Certification of the National Athletic Trainers Association.



Curtis, 29, was head trainer, a teacher and activities director at Franklin High School, Portland, prior to joining the GFC athletic staff. He is a native of Monmouth, Ore., and a graduate of Salem Academy. While student teaching at GFC he served as assistant coach for the track Bruins in the 1982-83 school year.

Curtis has a long – and successful – association with track. He was the NAIA District 2 hammer throw champion for three consecutive years, 1980-82, finishing 11th and 12th nationally in the event. He also was third in the district in the discus his senior year, when he was named the Bruin MVP.

At GFC Curtis not only is the athletic trainer for 10 sports but is instructor in physical education, teaching athletic training classes and the exercise science classes. He and his wife, Karen, have a son, Christopher, 2.

SPORTS INFORMATION ASSISTANTS – Brian Bizik, Melanie Springer

SCOREKEEPER – Don Millage

CLOCK – Bob Stewart, Quincy Fodge, Paul Johnson

STATISTICAL ASSISTANTS – Randy Hutchins, Gary Adams

BALL BOYS – Jason Herrick, Brook Jackson, Jonathan Rickey

PEP BAND DIRECTOR – Greg Morrill

BRUIN HOSTS/HOSTESSES



Left to right: Michelle Sackman, Paul Lee, Karen Schuck, Elaine Payne, Paul Brown, Kristin Potts.

The College's "official greeters" to Bruin sports fans and for other special occasions, the 1988-89 Bruin Host/Hostesses, were specially chosen from those volunteering. In charge of hospitality for the Coleman Wheeler Sports Center, they provide service at home games – giving information, programs, and refreshments to press members and statisticians and smiles to all.

Members are Elaine Payne, a sophomore communication arts major from Cave Junction; Michelle Sackman, a junior elementary education major from Couer D'Alene, Idaho; Kristin Potts, a sophomore writing/literature major from Wichita, Kan.; Paul Lee, a senior communication arts major from Portland; Paul Brown, a senior business/economics major from Tigard; and Karen Schuck, a sophomore liberal arts major from Ariel, Wash.

Members were selected from applicants by a committee of student and college administrators, including representation from College Relations, Sports Information, and Athletic Department personnel.

BRUIN RALLY SQUAD

Bruin basketball cheers are led by a six-member squad chosen by a student-faculty-staff committee after tryouts. Members are Lisa Beasley, a freshman elementary education major from The Dalles; Dawne Bourasa, a sophomore psychology major from Silverton; Debra Burkey, a freshman elementary education major from Lebanon; Cristal Hensley, a freshman elementary education major from Sterling, Alaska; Linda Smith, a freshman liberal arts major from West Linn, and Melissa Snook, a freshman liberal arts major from Tillamook. Student advisor is Kristi Stanbro, a sophomore business/economics major from Colton, Ore.

JV ROSTER



Left to right: LaVeine, Carr (no longer on team),
Milligan, Adams, Webberley, Flanagan, Hagen,
Courtney, Harris, Hartenstein, Coach Swanson

Name	No.	Pos.	Ht.	Wt.	Year	Hometown
Adams, J. R.	12/13	G	6-0	145	Fr.	Sutherlin, Ore.
Courtney, Brent	44/45	G	6-0	190	Fr.	Longview, Wash.
Flanagan, Rob	20/21	G	6-0	175	Jr.	Woodland, Wash.
Hagen, Tim	34/35	F	6-6	185	So.	Newberg, Ore.
Harris, Tim	42/43	F	6-2	170	Fr.	Redmond, Ore.
Hartenstein, Brian	10/11	G	5-8	150	Fr.	Colton, Ore.
LaVeine, Dan	24/25	F	6-2	180	So.	Tigard, Ore.
Milligan, Matt	50/51	F	6-4	185	Fr.	Salem, Ore.
Webberley, Wade	52/53	C	6-7	195	Fr.	LaCenter, Wash.

JV SCHEDULE

Nov. 16	Lane Community College, 4:00 p.m.	Eugene
22	Western Oregon State, 5:15 p.m.*	Newberg
29	Willamette University, 5:15 p.m.*	Newberg
Dec. 1	Abby's, 7:00 p.m.	Newberg
10	Willamette University, 3:00 p.m.	Salem
12	Western Oregon State, 5:15 p.m.*	Monmouth
Jan. 12	Concordia College, 5:15 p.m.*	Newberg
13	Portland Bible College, 8:00 p.m.	Portland
14	Pacific University, 5:15 p.m.	Forest Grove
20	Linfield College, 5:15 p.m.*	Newberg
21	Pacific University, 5:15 p.m.*	Newberg
24	Portland Bible College, 7:00 p.m.	Newberg
27	Concordia College, 7:30 p.m.	Portland
28	Abby's, 5:15 p.m.*	Newberg
31	Western Baptist College, 7:00 p.m.	Newberg
Feb. 3	Willamette University, 5:15 p.m.*	Newberg
6	Western Baptist College, 7:00 p.m.	Salem
8	Pacific University, 7:30 p.m.	Forest Grove
17	Linfield College, 3:00 p.m.	McMinnville
21	Western Baptist College, 5:15 p.m.*	Salem

*Preliminary games to men's varsity basketball

JV COACH ERIC SWANSON

NAIA District 2 All-Star Eric Swanson is George Fox's new JV basketball coach and varsity assistant. For Swanson it means remaining on campus for a third year. The record-setting Bruin forward finished his collegiate playing eligibility last spring and now begins his coaching career.

Swanson, from Castle Rock, Wash., has left impressive records with the Bruins. He set two school marks last year with the most defensive rebounds in a season (287) and the most in one game (20).

Swanson's 649 total career rebounds moved him to 10th on GFC's all-time rebounding list, just the second two-year player ever to climb into the top 10. His 397 season rebound total is the second highest ever recorded by a Bruin, topped only by All-American Randy Dunn's 422 in 1981-82. Swanson's 12.03 season rebound average is fourth best at GFC.

In scoring, Swanson missed GFC's top 10 by just eight points. He produced 1,132 points in two years, nearly equaling three and four-year players. His 654 point total last season was the second highest ever. His 19.8 average put him in seventh place. His .586 career field goal accuracy is the best ever at GFC.

Swanson came to the Bruins from Grays Harbor Community College where in 1986 he was named MVP for Northwest Region 2 community colleges.

Head Coach Mark Vernon calls Swanson "a big plus for our coaching staff." He said Swanson has "a tremendous understanding of the game of basketball and what it takes to win; he has a great future in coaching."

As a varsity assistant Swanson will help in development of the big men, and with teaching inside moves and rebound skills. A physical education major, Swanson is completing his bachelor's degree while coaching.





Left to right: Jon Hagen, Asst. Coach Eric Swanson, Andy LaVe
Jeff Richards, Wade Webberley, Tim Jacobson, D
Rich Schlachter, Brent Peterson, Matt M

Name	No.	Pos.	Height	Weight	Age
HARRIS, Tim	10	G	6-2	170	18
JACOBSON, Tim	12	G	6-2	150	20
PETERSON, Brent	14	G	6-0	170	21
WHITE, Jim	20	G	6-2	165	20
RICHARDS, Jeff	22	G	6-1	180	22
HAGEN, Jon	24	F/G	6-3	180	18
CASEY, Pat	30	G	6-2	200	29
PATOINE, Chris	32	F	6-5	195	20
SCHLACHTER, Rich	34	F	6-4	210	20
RONNOW, Kurt	40	F	6-4	195	18
WILSON, Dave	44	C	6-11	210	19
MILLIGAN, Matt	50	F	6-4	185	18
WEBBERLEY, Wade	52	C	6-7	195	18

ALPHABETICAL ROSTER

Casey, Pat (30)
Hagen, Jon (24)
Harris, Tim (10)

Jacobson, Tim (12)
Milligan, Matt (50)
Patoine, Chris (32)

88-89 BASKETBALL ROSTER



ine (no longer on team), Asst. Coach Steve Grant, Kurt Ronnow, ave Wilson, Jim White, Chris Patoine, Pat Casey, illigan, Coach Mark Vernon, Tim Harris.

Year	Exp.	Hometown (High School)
Fr.	HS	Redmond, Ore. (Redmond)
So.	1V	Kasilof, Alaska (Soldotna)
Sr.	3V	Bozeman, Mont. (Bozeman)
Jr.	1V	Kent, Wash. (Kent Meridian)
Sr.	2JC/1V	Beaverton, Ore. (Beaverton) (Clackamas CC)
Fr.	HS	Newberg, Ore. (Newberg)
Sr.	3V	Newberg, Ore. (Newberg)
Jr.	2JC	Sutherlin, Ore. (Sutherlin) (Umpqua CC)
Jr.	2V	Newberg, Ore. (Newberg)
Fr.	HS	Molalla, Ore. (Molalla Union)
So.	1V	Chehalis, Wash. (West)
Fr.	HS	Salem, Ore. (North Salem)
Fr.	HS	LaCenter, Wash. (LaCenter)

Peterson, Brent (14)
Richards, Jeff (22)
Ronnow, Kurt (40)

Schlachter, Rich (34)
Webberley, Wade (52)
White, Jim (20)
Wilson, Dave (44)

BRUIN RECORDS

(Since Joining NAIA)

INDIVIDUAL SINGLE GAME RECORDS

Most Points – 42	Hille van der Kooy vs. Eastern Oregon 12/5/80
Most Field Goals – 17	Rob Wunder vs. Macalester 1/6/73 Paul Cozens vs. Southern Oregon 2/19/75
Most Field Goals Att. – 31	Larry Craven vs. Southern Oregon 1/26/69
Best Field Goals Pct. – 1.000 (10-10)	J. R. Smith vs. Columbia Christian 1/29/82
Best Field Goals Pct. (with miss) – .933 (14-15)	Paul Cozens vs. Pacific 12/17/76
Most 3-Point Goals – 5	Dan Newman vs. Concordia 1/23/88
Most 3-Point Attempts – 8	Dan Newman vs. Western Oregon 12/12/87 Brent Peterson vs. Westmont 12/31/87
Best 3-Point Percentage – 1.000 (5-5)	Dan Newman vs. Concordia 1/24/88
Most Free Throws Made – 16	Kenny Stone (16-19) vs. College of Idaho 1/28/87
Most Free Throws Att. – 19	Kenny Stone (16-19) vs. College of Idaho 1/28/87
Best Free Throw Pct. – 1.000	Paul Cozens (12-12) vs. Warner Pacific 2/21/78
Best Free Throw Pct. (with miss) – .933	Tom Hewitt (14-15) vs. Pacific 12/18/75 Hille van der Kooy (14-15) vs. Eastern Oregon 12/5/80 Randy Dunn (14-15) vs. Linfield 1/6/84
Most Rebounds – 25	Gordy Loewen vs. Warner Pacific 2/11/71
Most Off. Reb. – 16	Gordy Loewen vs. Warner Pac. 2/11/71
Most Def. Reb. – 20	Eric Swanson vs. NNC 2/8/88
Most Assists – 14	Mike Royer vs. Eastern Oregon 1/18/82 Les Harrison vs. Oregon Tech 3/1/86
Most Turnovers – 11	Gary Chenault vs. Portland State 1/13/78
Most Steals – 11	Curtis Kimbrough vs. U.C. – San Diego 12/19/84 Jeff Richards vs. Dominican 1/2/88
Most Blocked Shots – 12	Dave Wilson vs. Concordia 2/9/88

INDIVIDUAL SEASON RECORDS

Most Points – 692	Paul Cozens 1977-78
Best Average – 23.9	Paul Cozens 1977-78
Most Field Goals Made – 270	Paul Cozens 1977-78
Most Field Goals Att. – 500	Rob Wunder 1973-74
Best Field Goal Pct. – .642 (122-190)	Dave Wilson 1987-88
Most Consecutive Field Goals – 16	J.R. Smith 1981-82
Most 3-Points Made – 32	Dan Newman 1986-87
Most 3-Point Attempts – 96	Brent Peterson 1986-87
Best 3-Point Pct. – .500 (48/96)	Dan Newman 1987-88
Most Free Throws Made – 152	Paul Cozens 1977-78
Most Free Throws Att. – 211	Kenny Stone 1984-85
Best Free Throw Pct. – .932 (69-74)	Dan Newman 1986-87

Most Consecutive Free Throws – 56	Gary Chenault	1978-79
Most Rebounds – 422	Randy Dunn	1981-82
Most Offensive Rebounds – 138	Randy Dunn	1981-82
Most Defensive Rebounds – 287	Eric Swanson	1987-88
Best Rebound Average – 12.79	Randy Dunn	1981-82
Most Assists – 178	Mike Royer	1981-82
Best Assist Average – 6.1	Tom Hewitt	1976-77
Most Blocked Shots – 170	Dave Wilson	1987-88
Best Block Average – 5.15	Dave Wilson	1987-88
Most Turnovers – 132	Mike Royer	1981-82
Most Steals – 110	Curtis Kimbrough	1986-87
Best Steal Average – 3.48	Curtis Kimbrough	1985-86
Most Fouls – 116	Dave Mauermann	1982-83
Highest Foul Average – 3.74	Dave Mauermann	1982-83
Most Games Played – 34	6 Players tied	1984-85

INDIVIDUAL CAREER RECORDS

Most Points – 2,187	Paul Cozens	1974-78
Best Average – 20.53	Hille van der Kooy	1979-81
Most Field Goals Made – 895	Paul Cozens	1974-78
Most Field Goals Att. – 1,620	Paul Cozens	1974-78
Best Field Goal Pct. – .572	Kenny Stone	1983-87
Most 3-Points Made – 80	Dan Newman	1986-88
Most 3-Point Attempts – 167	Dan Newman	1986-88
Best 3-Point Percentage – .479 (80/167)	Dan Newman	1986-88
Most Free Throws – 455	Kenny Stone	1983-87
Most Free Throws Att. – 688	Kenny Stone	1983-87
Best Free Throw Pct. – .870	Gary Chenault	1976-79
Most Rebounds – 1,147	Paul Cozens	1974-78
Most Offensive Rebounds – 335	Randy Dunn	1981-84
Most Defensive Rebounds – 821	Paul Cozens	1974-78
Best Rebound Average – 11.6	Hille van der Kooy	1979-81
Most Assists – 520	Al Vasey	1982-86
Best Assist Average – 4.80	Les Harrison	1984-86
Most Steals – 341	Curtis Kimbrough	1983-87
Best Steal Average – 2.94	Curtis Kimbrough	1983-87
Most Games Played – 126	Kenny Stone	1983-87
Most Personal Fouls – 303	Gordy Loewen	1968-72
Most Blocked Shots – 430	Kenny Stone	1983-87
Best Blocked Shots Average – 3.41	Kenny Stone	1983-87

TEAM SINGLE GAME RECORDS

Most Points (overtime) – 123	vs. Linfield (123-116) (4 OTs)	12/30/75
Most Points (regulation) – 143	vs. Northwest (143-56)	1/23/87
Least Points – 33	vs. EOSC (33-30)	2/6/81
Least Points Against – 30	vs. Eastern Oregon (33-30)	2/6/81
Most Points Against – 124	vs. Portland State (124-81)	1/13/78
Biggest Winning Margin – 87	vs. Northwest (143-56)	1/23/87
Biggest Losing Margin – 62	vs. Lewis & Clark (112-50)	1/15/70
Most Field Goals – 57	vs. Northwest	(1/23/87)
Most Field Goals Att. – 114	vs. Columbia Christian	1/8/74
Best Field Goal Pct. – .714	vs. Columbia Christian (40-56)	1/29/82
Worst Field Goal Pct. – .202	vs. Pacific	(21-104) 12/10/67
Most 3-Point Goals – 11	vs. Concordia	3/10/88
Most 3-Point Attempts – 22	vs. Concordia	3/10/88
	vs. Southern Oregon	12/4/87
	vs. Westmont	12/31/87

Best 3-Point Percentage – .778 (7/9)	vs. St. Martins	1/6/87
Most Free Throws Made – 39	vs. Lewis & Clark	(39-47) 1/8/71
Most Free Throws Att. – 50	vs. Northwest Nazarene (30-50)	2/14/70
	vs. Western Oregon (38-50)	2/15/86
Best Free Throw Pct. – 1.000	vs. Warner Pacific	(6-6) 2/12/77
Best Free Throw Pct. (with miss) – .923	vs. Northwest Nazarene (36-39)	2/9/76
Most Rebounds – 104	vs. Columbia Christian	1/8/74
Most Assists – 41	vs. Northwest	1/23/87
Most Turnovers – 48	vs. Whitman	12/19/72
Most Personal Fouls – 39	vs. Northwest Nazarene	2/4/71
Most Steals – 31	vs. Dominican	1/2/88
Most Blocked Shots – 16	vs. Concordia	2/9/88

TEAM SEASON RECORDS

Most Wins	27 (27-7)	1984-85
	27 (27-6)	1986-87
Best Winning Pct.818 (27-6)	1986-87
Most Losses	23 (3-23)	1969-70
Least Losses	6 (27-6)	1986-87
Least Wins	3 (3-23)	1969-70
Lowest Winning Pct.115 (3-23)	1969-70
Most Points	3172	1986-87
Least Points	1816	1968-69
Most Points Against	2698	1987-88
Least Points Against	1964	1971-72
Highest Scoring Average	96.1	1986-87
Lowest Scoring Average	66.9	1965-66
Highest Scoring Average Against	89.0	1969-70
Lowest Scoring Average Against	66.6	1965-66
Highest Scoring Margin	20.4	1986-87
Most Field Goals Made	1258	1986-87
Most Field Goals Att.	2263	1986-87
Best Field Goal Pct.556	1986-87
Most 3-Point Goals	169	1987-88
Most 3-Point Att.	406	1987-88
Best 3-Point Pct.416	1987-88
Most Free Throws Made	642	1984-85
Most Free Throws Att.	874	1984-85
Best Free Throw Pct.775	1983-84
Most Rebounds	1406	1973-74
Best Rebound Average	46.80	1973-74
Best Rebound Margin	6.3	1981-82
Most Assists	834	1986-87
Best Assist Average	25.27	1986-87
Most Blocked Shots	251	1987-88
Best Blocked Shots Average	7.61	1987-88
Most Turnovers	596	1985-86
Most Steals	483	1986-87
Best Steal Average	14.64	1986-87
Most Personal Fouls	704	1984-85
Longest Winning String	15 (games 8 thru 22)	1986-87
Longest Loss String	18 (games 8 thru 25)	1969-70

BRUIN TOP TEN

(NAIA Competition)

CAREER SCORING

Name	Years Played	Games	Total	Average
Paul Cozens	1974-78	113	2187	19.35
Dan Newman	1980-82;			
	1986-88	120	2113	17.61
Kenny Stone	1983-87	126	2050	16.27
Randy Dunn	1981-84	88	1744	19.82
Mike Royer	1978-82	114	1367	12.00
Dave Adrian	1975-78;			
	1979-80	103	1307	12.69
Gordy Loewen	1968-72	100	1300	13.00
Gary Chenault	1976-79	86	1187	13.80
Hille van der Kooy	1979-81	57	1170	20.52
Sammy Ibarra	1970-73	84	1140	13.57

CAREER REBOUNDING

Paul Cozens	1974-78	113	1147	10.15
Kenny Stone	1983-87	126	1116	8.86
Dave Alteneder	1965-69	104	1013	9.74
Randy Dunn	1981-84	88	994	11.30
Gordy Loewen	1968-72	100	968	9.68
Curtis Kimbrough	1983-87	116	797	6.87
Ray Willis	1972-75	91	771	8.47
Gary Blackmar	1965-68	76	740	9.74
Hille van der Kooy	1979-81	57	660	11.58
Eric Swanson	1986-88	66	649	9.83

CAREER ASSISTS

Al Vasey	1982-86	118	520	4.41
Mike Royer	1978-82	114	509	4.46
Curtis Kimbrough	1983-87	116	501	4.32
Phil Barnhart	1977-81	113	428	3.79
Tom Hewitt	1973-77	111	404	3.64
Dave Adrian	1975-78;			
	1979-80	103	376	3.65
Brent Peterson *	1985-88	86	338	3.93
Eddie Fields	1970-73	83	325	3.92
Kenny Stone	1984-87	126	316	2.51
Ray Willis	1972-75	91	304	3.34

CAREER FIELD GOAL ACCURACY

(Minimum two years)

Eric Swanson	1986-88	431/736	.586
Kenny Stone	1983-87	794/1388	.572
Toby Long	1985-87	346/607	.570
Liley Thompson	1982-84	188/336	.560
Paul Cozens	1974-78	895/1620	.552
Randy Dunn	1981-84	697/1265	.551
Mike Redmond	1985-87	250/455	.549
Dave Mauermann	1981-83	245/447	.548
Eric Smith	1980-82	122/224	.545
Brent Peterson *	1985-88	299/549	.544
Dave Wilson *	1987-88	122/190	.647

(Player to watch)

CAREER FREE THROW ACCURACY

(Minimum two years)

Gary Chenault	1976-79	195/224	.870
Dave Morgan	1970-72	84/98	.857
Paul Cozens	1974-78	397/470	.845
Al Vasey	1982-86	126/151	.834
Eric Lautenbach	1984-88	146/177	.825
Dan Newman	1980-82; 1986-88	380/462	.822
Jim McNelly	1965-67	82/100	.820
Randy Dunn	1981-84	350/441	.794
Larry Jury	1983-84	231/299	.773
Greg Bolt	1983-85	146/189	.772

CAREER STEALS

<i>Name</i>	<i>Years Played</i>	<i>Games</i>	<i>Total</i>	<i>Average</i>
Curtis Kimbrough	1983-87	116	341	2.94
Kenny Stone	1983-87	126	252	2.00
Les Harrison	1984-86	61	178	2.92
Gary Chenault	1976-79	86	161	1.87
Brent Peterson*	1985-88	86	150	1.74

CAREER BLOCKS

Kenny Stone	1983-87	126	430	3.41
Dave Wilson*	1987-88	33	170	5.15
Hille van der Kooy	1979-81	57	121	2.12
Curtis Kimbrough	1983-87	116	74	0.63
Mike Brewer	1979-81	58	67	1.16

SEASON SCORING

<i>Name</i>	<i>Year</i>	<i>Total</i>
Paul Cozens	1977-78	692
Eric Swanson	1987-88	654
Randy Dunn	1982-83	614
Hille van der Kooy	1979-80	598
Kenny Stone	1985-86	592
Dan Newman	1987-88	591
Randy Dunn	1981-82	581
Kenny Stone	1986-87	576
Hille van der Kooy	1980-81	572
Rob Wunder	1973-74	567

SEASON REBOUNDING

Randy Dunn	1981-82	422
Eric Swanson	1987-88	397
Paul Cozens	1977-78	370
Randy Dunn	1982-83	343
Hille van der Kooy	1979-80	333
Hille van der Kooy	1980-81	327
Kenny Stone	1985-86	318
Kenny Stone	1986-87	309
Paul Cozens	1976-77	305
Dave Alteneder	1965-66	297

* Current team member

SEASON ASSISTS

Mike Royer	1981-82	178
Tom Hewitt	1976-77	177
Phil Barnhart	1979-80	172
Al Vasey	1983-84	172
Jeff Bieker	1981-82	168
Curtis Kimbrough	1985-86	163
Curtis Kimbrough	1986-87	156
Brent Peterson*	1986-87	156
Mark Vernon	1976-77	155
Les Harrison	1984-85	154

SEASON SCORING AVERAGE

Paul Cozens	1977-78	23.9
Randy Dunn	1982-83	21.2
Randy Dunn	1983-84	21.1
Dan Newman	1987-88	21.1
Hille van der Kooy	1979-80	20.6
Hille van der Kooy	1980-81	20.4
Tim Hardie	1976-77	20.1
Eric Swanson	1987-88	19.8
Kenny Stone	1985-86	19.7
Paul Cozens	1975-76	19.6

SEASON REBOUNDING AVERAGE

Randy Dunn	1981-82	12.79
Paul Cozens	1977-78	12.75
Tom Ackerman	1968-69	12.73
Eric Swanson	1987-88	12.03
Randy Dunn	1982-83	11.83
Gary Blackmar	1966-67	11.80
Hille van der Kooy	1980-81	11.70
Hille van der Kooy	1979-80	11.50
Dave Alteneder	1967-68	10.80
Dave Alteneder	1965-66	10.60
Kenny Stone	1985-86	10.60

SEASON STEALS

<i>Name</i>	<i>Years Played</i>	<i>Games</i>	<i>Total</i>	<i>Average</i>
Curtis Kimbrough	1986-87	33	110	3.33
Curtis Kimbrough	1985-86	31	108	3.48
Curtis Kimbrough	1984-85	34	104	3.06
Les Harrison	1984-85	34	90	2.65
Les Harrison	1985-86	27	88	3.26

SEASON BLOCKS

Dave Wilson	1987-88	33	170	5.15
Kenny Stone	1984-85	34	123	3.62
Kenny Stone	1986-87	33	122	3.70
Kenny Stone	1985-86	30	112	3.73
Kenny Stone	1983-84	29	73	2.52

GAME SCORING

Hille van der Kooy	12/5/80 (Eastern Oregon)	42
Paul Cozens	1/21/78 (Warner Pacific)	38
Hille van der Kooy	2/21/81 (Warner Pacific)	38
Paul Cozens	2/19/75 (Southern Oregon)	37
Tom Hewitt	1/25/77 (Alaska - Anchorage)	36
Eric Swanson	2/27/88 (Eastern Oregon)	36
Paul Cozens	12/30/75 (Linfield)	35
Paul Cozens	2/11/78 (College of Idaho)	34

Hille van der Kooy	2/5/80 (Lewis & Clark)	34
Tim Hardie	12/8/76 (Linfield)	34
Rob Wunder	1/6/73 (Macalester)	34
Gordy Loewen	3/1/69 (Eastern Oregon)	34
Randy Dunn	2/19/83 (Seattle Pacific)	34
Randy Dunn	1/6/84 (Linfield)	34
Kenny Stone	11/25/85 (U. Puget Sound)	34

GAME REBOUNDING

Gordy Loewen	2/11/71 (Warner Pacific)	25
Hille van der Kooy	12/5/80 (Eastern Oregon)	23
Randy Dunn	2/18/84 (NW Nazarene)	23
Eric Swanson	2/5/88 Northwest Nazarene)	23
Gordy Loewen	2/22/69 (Southern Oregon)	22
Kenny Stone	1/24/87 (Eastern Oregon)	21
Hille van der Kooy	12/14/79 (Linfield)	20
Paul Cozens	12/3/76 (Lewis & Clark)	20
Gordy Loewen	12/13/71 (Alaska - Methodist)	20
Gordy Loewen	12/5/70 (Eastern Oregon)	20
Gordy Loewen	1/3/71 (Alaska Methodist)	20
Gordy Loewen	1/4/71 (Alaska Methodist)	20
Dave Alteneder	2/5/66 (Oregon Tech)	20

GAME ASSISTS

Mike Royer	1/18/82 (Eastern Oregon)	14
Les Harrison	3/1/86 (Warner Pacific)	14
Tom Hewitt	2/7/76 (Lewis & Clark)	13
Jeff Bieker	2/19/82 (College of Idaho)	13
Mark Vernon	12/8/76 (Linfield)	12
Mike Royer	2/21/81 (Warner Pacific)	12
Curtis Kimbrough	1/12/87 (Warner Pacific)	12
Brent Peterson *	1/9/87 (Columbia Christian)	12

GAME STEALS

Curtis Kimbrough	12/19/84 (U.C.-San Diego)	11
Jeff Richards *	1/2/88 (Dominican)	11
Toby Long	1/23/87 (Northwest)	9
Curtis Kimbrough	12/14/85 (Concordia)	8
Les Harrison	1/11/86 (Columbia Christian)	8

GAME BLOCKS

Dave Wilson *	2/9/88 (Concordia)	12
Dave Wilson *	3/10/88 (Concordia)	11
Dave Wilson *	1/2/88 (Dominican)	11
Dave Wilson *	12/2/87 (Willamette)	10
Dave Wilson *	2/5/88 (Northwest Nazarene)	9

GAME TRIPLE DOUBLES

Name	Game	Points	Rebounds	Assists	Blocks
Dave Adrian	2/11/78 (College of Idaho)	10	10	10	
Kenny Stone	1/17/87 (Northwest Nazarene)	21	11	10	
Curtis Kimbrough	1/23/87 (Northwest College)	12	10	10	
Dave Wilson *	1/2/88 (Dominican)	14	11		11
Dave Wilson *	2/9/88 (Concordia)	20	10		12
Dave Wilson *	3/10/88 (Concordia)	18	11		11

* Current Team Member

YEAR-BY-YEAR LEADERS

SCORING

Year	Name	Total	Games	Average
1965-66	Gary Blackmar	303	28	10.82
1966-67	Gary Blackmar	410	26	15.77
1967-68	Gary Blackmar	321	23	13.95
1968-69	Gordy Loewen	437	26	16.81
1969-70	Gordy Loewen	368	22	16.72
1970-71	Sammy Ibarra	408	28	14.57
1971-72	Gary Berg	378	25	15.12
1972-73	Sammy Ibarra	442	31	14.26
1973-74	Rob Wunder	567	30	18.90
1974-75	Paul Cozens	441	28	15.57
1975-76	Paul Cozens	530	27	19.62
1976-77	Tim Hardie	562	28	20.07
1977-78	Paul Cozens	692	29	23.86
1978-79	Gary Chenault	491	29	16.90
1979-80	Hille van der Kooy	598	29	20.60
1980-81	Hille van der Kooy	572	28	20.43
1981-82	Randy Dunn	581	33	17.61
1982-83	Randy Dunn	614	29	21.17
1983-84	Randy Dunn	541	25	21.64
1984-85	Kenny Stone	586	34	17.24
1985-86	Kenny Stone	592	30	19.73
1986-87	Kenny Stone	576	33	17.45
1987-88	Dan Newman	591	28	21.12

REBOUNDING

1965-66	Dave Alteneder	297	28	10.61
1966-67	Gary Blackmar	295	25	11.80
1967-68	Dave Alteneder	282	26	10.84
1968-69	Tom Ackerman	242	19	12.73
1969-70	Gordy Loewen	231	22	10.50
1970-71	Gordy Loewen	275	28	9.82
1971-72	Gordy Loewen	240	25	9.60
1972-73	Rob Wunder	265	31	8.55
1973-74	Ray Willis	289	30	9.63
1974-75	Ray Willis	277	30	9.23
1975-76	Paul Cozens	280	27	10.37
1976-77	Paul Cozens	305	29	10.51
1977-78	Paul Cozens	370	29	12.75
1978-79	Mike Peregrin	184	29	6.34
1979-80	Hille van der Kooy	333	29	11.50
1980-81	Hille van der Kooy	327	28	11.69
1981-82	Randy Dunn	422	33	12.79
1982-83	Randy Dunn	343	29	11.83
1983-84	Randy Dunn	226	25	9.04
1984-85	Kenny Stone	285	34	8.38
1985-86	Kenny Stone	318	30	10.60
1986-87	Kenny Stone	309	33	9.36
1987-88	Eric Swanson	397	33	12.03

ASSISTS

1965-70	No record			
1970-71	Ed Fields	120	27	4.44
1971-72	Ed Fields	71	25	2.84
1972-73	Ed Fields	103	31	3.32
1973-74	Ray Willis	122	30	4.06
1974-75	Ray Willis	128	30	4.26
1975-76	Tom Hewitt	138	27	5.11
1976-77	Tom Hewitt	177	29	6.10
1977-78	Dave Adrian	114	29	3.93
1978-79	Tim Adrian	96	29	3.31

1979-80	Phil Barnhart	172	30	5.92
1980-81	Mike Royer	136	28	4.86
1981-82	Mike Royer	178	33	5.39
1982-83	Al Vasey	135	31	4.35
1983-84	Al Vasey	167	28	5.96
1984-85	Les Harrison	154	34	4.53
1985-86	Curtis Kimbrough	163	31	5.26
1986-87	Curtis Kimbrough	156	33	4.73
	Brent Peterson*	156	33	4.73
1987-88	Dan Newman	149	28	5.32

MOST VALUABLE PLAYERS

1968-69	Gordy Loewen	1979-80	Hille van der Kooy
1969-70	Gordy Loewen		Jeff Loe
1970-71	Gordy Loewen	1980-81	Hille van der Kooy
1971-72	Gary Berg	1981-82	Randy Dunn
1972-73	Rob Wunder	1982-83	Randy Dunn
1973-74	Rob Wunder	1983-84	Randy Dunn
1974-75	Ray Willis	1984-85	Kenny Stone
1975-76	Paul Cozens	1985-86	Kenny Stone
1976-77	Paul Cozens	1986-87	Kenny Stone
1977-78	Paul Cozens	1987-88	Eric Swanson
1978-79	Gary Chenault		Dan Newman

VALUE POINT SYSTEM

The Value Point System measures a player's overall effectiveness. It is computed by adding the points scored, plus rebounds, plus twice the number of assists, plus twice the number of steals. That figure is divided by the number received from adding twice the number of missed field goals, plus foul shots missed, plus twice the number of turnovers, plus twice the number of fouls.

CAREER

Paul Cozens	1974-78	1.75
Eric Swanson	1986-88	1.67
Mark Vernon	1975-77	1.63
Randy Dunn	1981-83	1.62
Al Vasey	1982-86	1.60
Curtis Kimbrough	1983-87	1.55
Ed Fields	1970-73	1.50
Brent Peterson*	1985-88	1.48
Kenny Stone	1983-87	1.42
Tim Hardie	1975-77	1.38

SEASON

Paul Cozens	1977-78	1.95
Curtis Kimbrough	1986-87	1.92
Al Vasey	1984-85	1.81
Eric Swanson	1987-88	1.78
Mark Vernon	1976-77	1.77
Paul Cozens	1976-77	1.76
Al Vasey	1983-84	1.76
Randy Dunn	1982-83	1.69
Brent Peterson*	1986-87	1.67
Ed Fields	1970-71	1.66

* Current team member

HONORED BRUINS

Gordy Loewen	NAIA Dist. 2 All-Star 1968-69; 69-70; 70-71
David Morgan	NAIA Dist. 2 Honorable Mention 1970-71
Sammy Ibarra	NAIA Dist. 2 Second Team 1972-73
Craig Taylor	NAIA Dist. 2 Honorable Mention 1972-73
Rob Wunder	NAIA Dist. 2 Honorable Mention 1972-73
	NAIA Dist. 2 First Team 1973-74
	All-Northwest First Team 1973-74
	UPI West Coast Honorable Mention 1973-74
Ray Willis	NAIA Dist. 2 Honorable Mention 1973-74; 74-75
Bob Wright	NAIA Dist. 2 Honorable Mention 1973-74
Tim Hardie	NAIA Dist. 2 All-Star 1976-77
Paul Cozens	NAIA Dist. 2 First Team 1974-75; 75-76; 76-77; 77-78
	All-Northwest First Team 1975-76; 77-78
	All-Northwest Second Team 1976-77
	NAIA All-American Third Team 1976-77
	NAIA All-American Second Team 1977-78
	First GFC player to have jersey retired 1977-78
	UPI West Coast Honorable Mention 1977-78
	NBA Ninth Round Draft Choice (Portland Trail Blazers) 1978
Gary Chenault	NAIA Dist. 2 Second Team 1978-79
	All-Northwest Honorable Mention 1978-79
Jeff Loe	NAIA Dist. 2 Honorable Mention 1979-80
Hille van	NAIA Dist. 2 First Team 1979-80
der Kooy	NAIA Dist. 2 First Team 1980-81
Mike Royer	NAIA Dist. 2 Honorable Mention 1981-82
Randy Dunn	NAIA Dist. 2 First Team 1981-82; 82-83; 83-84
	All-Northwest First Team 1983-84
	All-Northwest Second Team 1981-82; 82-83
	NAIA All-American Honorable Mention 1982-83; 83-84
	NCCAA Region 7 Most Valuable 1982-83; 83-84
	NCCAA All-American 1983-84
	NAIA Dist. 2 Basketball Player of the Year 1983-84
	NAIA Dist. 2 Athlete of the Year 1983-84
	Second GFC player to have jersey retired 1983-84
	Tenth Round NBA Draft Choice (Portland Trail Blazers) 1984
Larry Jury	NAIA District 2 First Team 1984-85
	NCCAA Region 8 First Team 1984-85
Curtis Kimbrough	NAIA District 2 Honorable Mention 1984-85; 85-86; 86-87
Toby Long	NAIA District 2 Honorable Mention 1985-86; 86-87
	All-Northwest Honorable Mention 1985-86; 86-87
	NAIA National Academic All-American 1986-87
Kenny Stone	NAIA All-American Third Team 1985-86; 86-87
	NAIA District 2 Basketball Player of the Year 1985-86; 86-87
	NAIA District 2 First Team 1984-85
	All-Northwest Top Player 1985-86
	All-Northwest First Team 1986-87
	All-Northwest Second Team 1984-85

	NCCAA National All-American	1984-85; 85-86; 86-87
	NCCAA Region 8 Player of the Year	1984-85; 85-86; 86-87
	Seventh Round NBA Draft Choice (Portland Trail Blazers)	1986-87
Dan Newman	NAIA District 2 First Team	1981-82; 86-87; 87-88
	All Northwest Third Team	1986-87; 87-88
	NCCAA Region 8 First Team	1986-87; 87-88
Eric Swanson	NAIA District 2 First Team	1987-88
	NCCAA Region 8 First Team	1987-88
	All-Northwest Honorable Mention	1987-88

MILLER GYM RECORDS

INDIVIDUAL

Most Points - 42	Hille van der Kooy (GFC) vs. Eastern Oregon 12/5/80
Most Field Goals - 20	Mark Wickman (Linfield) vs. GFC 1/2/78
Most Field Goals Att. - 29	Vinne Forks (SOSC) vs. Concordia 12/21/79
Best Field Goal Pct. - 1.000 (10-10)	J. R. Smith (GFC) vs. Columbia Christian 1/29/82
Most Free Throws - 16	Kenny Stone (GFC) vs. College of Idaho 11/28/87
Most Free Throws Att. - 19	Kenny Stone (GFC) vs. College of Idaho 11/28/87
Best Free Throw Pct. - 1.000 (12-12)	Paul Cozens (GFC) vs. Warner Pacific 1/21/78
Most Rebounds - 23	Hille van der Kooy (GFC) vs. Eastern Oregon 12/5/80 Eric Swanson (GFC) vs. Northwest Nazarene 2/5/88
Most Assists - 13	Jeff Bieker (GFC) vs. College of Idaho 2/19/82
Most Steals - 9	Jeff Rust (Western Baptist) vs. Warner Pacific 3/5/82 Toby Long (GFC) vs. Northwest 1/23/87
Most Blocks - 11	Dave Wilson (GFC) vs. Concordia 3/10/88

TEAM

Most Points - 143	GFC (vs. Northwest) 1/23/87
Most Field Goals - 57	GFC (vs. Northwest) 1/23/87
Most Field Goals Att. - 93	Northwest Nazarene (vs. Warner Pacific) 12/2/77
Best Field Goal Pct. - .714 (40-56)	GFC (vs. Columbia Christian) 1/29/82
Most Free Throws - 42	Concordia (vs. SOSC) 12/21/79
Most Free Throws Att. - 52	Concordia (vs. Warner Pacific) 12/6/81
Best Free Throw Pct. - 1.000 (13-13)	Judson Baptist (vs. Concordia) 3/5/82
Most Rebounds - 63	Northwest Nazarene (vs. Warner Pacific) 12/2/77 GFC (vs. Linfield) 12/14/79
Most Assists - 41	GFC (vs. Northwest) 1/23/87
Most Steals - 28	GFC (vs. Northwest) 1/23/87
Most Blocks - 15	GFC (vs. Willamette) 12/2/88

COACHES' RECORDS

Season	Coach	Win / Loss	Percentage
1965-66	Terry Haskell	9-19	.321
1966-67	Terry Haskell	7-18	.240
1967-68	Terry Haskell	6-20	.231
1968-69	Dave Berg	4-22	.154
1969-70	Dave Berg	3-23	.115
1970-71	Lorin Miller	15-13	.533
1971-72	Lorin Miller	13-12	.520
1972-73	Lorin Miller	16-15	.516
1973-74	Lorin Miller	19-11	.633
1974-75	Lorin Miller	17-13	.567
1975-76	Lorin Miller	19-8	.704
1976-77	Sam Willard	20-9	.690
1977-78	Sam Willard	15-14	.517
1978-79	Sam Willard	9-20	.310
1979-80	Sam Willard	18-12	.600
1980-81	Sam Willard	15-13	.536
1981-82	Sam Willard	12-21	.364
1982-83	Mark Vernon	15-16	.484
1983-84	Mark Vernon	17-12	.586
1984-85	Mark Vernon	27-7	.794
1985-86	Mark Vernon	21-10	.677
1986-87	Mark Vernon	27-6	.818
1987-88	Mark Vernon	17-16	.515
		341-330	.508

CAREER RECORDS

Coach	Seasons	Years	Win / Loss	Percentage
Terry Haskell	3	1965-68	22-57	.278
Dave Berg	2	1968-70	7-45	.129
Lorin Miller	6	1970-76	99-72	.579
Sam Willard	6	1976-82	89-89	.500
Mark Vernon	6	1982-88	124-67	.649



Lorin Miller (top left)
Sam Willard (top right)
Mark Vernon (right)



BRUIN SEASON SCORES

• = Away Game

GFC	Opponent
1965-66	
59	Lewis and Clark • 100
88	Eastern Oregon • 103
55	Oregon College of Ed. • 67
84	Alaska Methodist • 87
82	Alaska Methodist • 78
55	Alaska - Fairbanks • 73
58	Alaska - Fairbanks • 68
60	Alaska - Fairbanks • 87
65	Oregon Tech • 69
69	Oregon Tech • 90
79	Warner Pacific • 68
93	Warner Pacific • 67
76	Oregon College of Ed. • 84
66	Southern Oregon • 89
62	Southern Oregon • 75
87	Oregon College of Ed • 101
63	Eastern Oregon • 68
51	Eastern Oregon • 60
77	Oregon Tech • 69
57	Oregon Tech • 50
49	Cascade • 66
53	Cascade • 79
62	Oregon College of Ed. • 66
72	Southern Oregon • 67
56	Southern Oregon • 55
63	Oregon College of Ed. • 79
59	Eastern Oregon • 97
75	Eastern Oregon • 79

H:3-7 •A:6-12

SEASON: 9-19

* Won by forfeit

1966-67	
64	Pacific University • 65
63	Southern Oregon • 68
58	Oregon College of Ed. • 85
91	Alaska Methodist • 68
98	Alaska Methodist • 75
76	Oregon Tech • 88
74	Oregon Tech • 81
79	Warner Pacific • 68
91	Warner Pacific • 88
70	Oregon College of Ed • 109
86	Southern Oregon • 90
70	Southern Oregon • 68
50	Oregon College of Ed. • 70
73	Eastern Oregon • 96
69	Eastern Oregon • 89
47	Oregon Tech • 82
74	Oregon Tech • 61
67	Cascade • 66
69	Cascade • 75
75	Oregon College of Ed • 107
63	Southern Oregon • 94
81	Southern Oregon • 113
64	Oregon College of Ed. • 79
92	Eastern Oregon • 112
100	Eastern Oregon • 112

H:5-7 •A:2-11

SEASON: 7-18

1967-68	
73	Willamette University • 123
60	Lewis and Clark • 90
83	Eastern Oregon • 90
106	Alaska Methodist • 75
76	Pacific University • 104
59	Pacific University • 83
63	Oregon Tech • 85
72	Oregon Tech • 68
68	Oregon College of Ed. • 73

GFC	Opponent
84	Mt. Angel • 59
74	Mt. Angel • 54
67	Southern Oregon • 102
66	Southern Oregon • 106
74	Oregon College of Ed • 82
69	Eastern Oregon • 72
73	Eastern Oregon • 96
65	Oregon Tech • 80
80	Oregon Tech • 55
73	Oregon College of Ed. • 93
76	Cascade • 67
71	Cascade • 73
64	Southern Oregon • 87
88	Southern Oregon • 92
74	Oregon College of Ed • 104
66	Eastern Oregon • 82
68	Eastern Oregon • 80

H:4-8 •A:2-12

SEASON: 6-20

1968-69	
61	Pacific University • 84
72	Oregon College of Ed • 101
55	Oregon Tech • 82
62	Pacific University • 56
59	Pacific University • 82
61	Alaska Methodist • 76
85	Alaska Methodist • 88
83	Alaska Methodist • 73
91	Oregon Tech • 86
94	Oregon Tech • 104
72	Oregon College of Ed • 118
54	Northwest Nazarene • 82
69	Northwest Nazarene • 77
83	Southern Oregon • 111
97	Southern Oregon • 101
63	Eastern Oregon • 88
89	Eastern Oregon • 84
72	Oregon College of Ed. • 76
72	Oregon Tech • 101
66	Oregon Tech • 88
80	Oregon College of Ed • 100
55	Southern Oregon • 57
64	Southern Oregon • 94
71	Oregon College of Ed. • 79
69	Eastern Oregon • 83
78	Eastern Oregon • 92

H:1-8 •A:3-14

SEASON: 4-22

1969-70	
53	Willamette University • 72
83	Oregon Tech • 89
74	College of Idaho • 100
85	Alaska Methodist • 95
92	Warner Pacific • 90
69	Pacific University • 72
95	Oregon Tech • 84
65	Oregon Tech • 95
90	Oregon College of Ed • 104
50	Lewis and Clark • 112
68	Southern Oregon • 86
52	Southern Oregon • 68
52	Oregon College of Ed. • 66
80	Eastern Oregon • 98
57	Eastern Oregon • 89
71	Oregon College of Ed. • 87
75	Oregon Tech • 86
60	Oregon Tech • 95
81	Pacific University • 91
66	Northwest Nazarene • 88
58	Northwest Nazarene • 72

GFC	Opponent
83	Oregon College of Ed. 119
67	Southern Oregon 94
71	Southern Oregon 90
76	Eastern Oregon • 98
81	Eastern Oregon • 75
H:1-11 •A:2-12	
SEASON: 3-23	

1970-71

68	Lewis and Clark • 83
60	Willamette University • 85
66	Eastern Oregon • 64
69	Pacific University • 83
81	Montana Tech 59
76	LaVerne 74
59	Fresno Pacific • 65
65	Fresno Pacific • 84
82	Alaska Methodist • 74
72	Alaska Methodist • 63
94	Alaska Methodist • 67
95	Lewis and Clark 85
82	Victoria 60
73	Victoria 67
80	Western Baptist • 100
102	Oregon Tech 67
91	Oregon Tech 71
94	Oregon College of Ed. . 72
63	Claremont 67
66	Northwest Nazarene • . 81
78	Warner Pacific • 67
71	Warner Pacific 77
82	Northwest 44
81	Western Baptist 71
65	Oregon College of Ed. • 83
76	Northwest Nazarene . . 82
65	Northwest Nazarene . . 78
NAIA District 2 Playoffs:	
69	Willamette University • 103
H:10-4 •A:5-9	
SEASON: 15-13	

1971-72

74	Whitman • 70
88	Whitman • 85
78	Western Baptist 58
93	Alaska Methodist 84
86	Alaska Methodist 60
70	Eastern Oregon 75
75	Azusa Pacific 81
53	Simon Fraser • 60
70	Alaska Methodist • 69
84	Linfield 80
87	Linfield • 110
77	Western Montana 84
77	Western Montana 98
83	Oregon Tech • 114
87	Southern Oregon • . . . 92
80	Lewis-Clark St. 72
82	Warner Pacific • 77
91	Eastern Oregon • 83
66	Lewis-Clark St. • 76
76	Northwest Nazarene • . 95
92	Western Baptist • 61
63	Warner Pacific 70
88	Great Falls 80
72	Northwest Nazarene . . 61
NAIA District 2 Playoffs:	
60	Willamette University • 69
H:7-5 •A:6-7	
SEASON: 13-12	

1972-73

74	Linfield • 73
79	Lewis and Clark • 73
74	Willamette University • 77
84	Pacific University 94

GFC	Opponent
86	Pacific University • 91
55	Willamette University . . 54
45	Willamette University • 68
82	Eastern Oregon 71
68	Linfield 76
66	Linfield • 77
60	Whitman 64
80	Whitman 60
77	Pasadena • 85
67	Southern California • . 68
81	Macalester • 90
60	Victoria • 62
65	Victoria • 54
51	Western Baptist 43
63	Oregon Tech 61
65	Southern Oregon 68
74	Eastern Oregon • 96
72	Lewis-Clark St. 52
78	Western Baptist • 63
84	Northwest Nazarene . . . 72
67	Warner Pacific • 58
62	Lewis-Clark St. • 57
60	Northwest Nazarene • . 73
74	Warner Pacific 63
NAIA District 2 Playoffs:	
95	Linfield • 88
68	Pacific University • . . . 67
NAIA Nationals:	
62	Defiance, Ohio • 82
H:8-4 •A:8-11	
SEASON: 16-15	

1973-74

49	Willamette University • 43
63	Lewis and Clark • 80
55	Pacific University • 57
88	Columbia Christian • . . 58
81	Willamette University . . 59
63	Willamette University • 64
88	Linfield • 86
67	Pacific University • . . . 69
71	Eastern Oregon 64
72	Southern Oregon 53
91	Linfield 94
81	Pacific University 57
65	Puget Sound • 81
109	Columbia Christian . . . 45
67	Warner Pacific • 72
66	Southern Oregon • . . . 69
78	Oregon Tech • 90
88	Lewis-Clark St. 81
73	Northwest Nazarene • . 63
95	Eastern Oregon • 94
72	Alaska - Fairbanks . . . 69
91	Western Baptist • 67
70	Lewis-Clark St. • 67
63	Whitworth • 62
107	Warner Pacific 71
66	Whitworth 68
90	Northwest Nazarene . . . 74
84	Western Baptist 71
NAIA District 2 Playoffs:	
92	Pacific University • . . . 72
54	Oregon Tech • 55
H:10-2 •A:9-9	
SEASON: 19-11	

1974-75

95	Linfield • 65
71	Oregon College of Ed. • 74
70	Lewis and Clark • 75
92	Linfield • 79
106	Eastern Oregon 76
95	Willamette University . . 68
63	Whitworth 62
91	Linfield 63
89	Pacific University 70

GFC	Opponent
93 Western Baptist	57
64 Pacific University •	69
48 Oregon Tech	67
74 Puget Sound •	86
90 Southern Oregon	70
82 Willamette University •	92
86 Lewis-Clark St.	74
84 Warner Pacific	77
75 Alaska - Fairbanks •	83
78 Alaska - Fairbanks •	82
87 Eastern Oregon •	75
72 Northwest Nazarene •	76
72 Redlands	62
73 Lewis-Clark St. •	84
59 Whitworth •	64
96 Northwest Nazarene	70
72 Oregon Tech •	74
90 Southern Oregon •	84
98 Warner Pacific •	76
86 Western Baptist •	55
NAIA District 2 Playoffs:	
56 Oregon Tech •	72
H:11-1 •A:6-12	
SEASON: 17-13	

1975-76

62 Pacific University •	68
82 Southern Oregon •	69
87 Warner Pacific •	80
89 Eastern Oregon •	59
72 Western Washington •	60
94 Pacific University •	74
78 Eastern Oregon	65
71 Pacific University •	84
91 Western Baptist	79
123 Linfield •	116
87 Linfield	89
102 Pacific University	85
72 Whitman	67
76 Alaska - Anchorage	67
75 Western Baptist •	59
87 Lewis-Clark St. •	101
95 Simon Fraser	77
81 College of Idaho	68
61 Warner Pacific	59
92 Alaska - Fairbanks	74
82 Simon Fraser •	89
97 Lewis-Clark St.	69
86 Northwest Nazarene	71
65 College of Idaho •	63
62 Northwest Nazarene •	64
82 Warner Pacific •	86
88 Whitman •	100
H:11-1 •A:8-7	
SEASON: 19-8	

1976-77

75 Lewis and Clark •	86
86 Oregon College of Ed. •	80
101 Linfield •	90
91 Linfield	84
88 Eastern Oregon	71
88 Pacific University	77
106 Pacific University •	94
90 Western Baptist	73
93 Linfield •	80
89 Willamette University •	75
100 Whitman •	95
78 Eastern Oregon •	62
72 St. Martins	81
91 Northwest Nazarene •	87
80 College of Idaho •	78
87 Willamette University	90
73 Alaska - Anchorage •	75
87 Alaska - Anchorage •	85
81 Warner Pacific	59
91 Western Baptist •	70

GFC	Opponent
95 Lewis-Clark St.	79
92 Willamette University •	94
76 Warner Pacific •	62
77 Lewis-Clark St. •	101
97 Whitman	92
68 Puget Sound •	89
99 Northwest Nazarene	85
65 St. Martins •	76
NAIA District 2 Playoffs:	
79 Hawaii - Hilo •	85
H:8-2 •A:12-7	
SEASON: 20-9	

1977-78

103 Pacific University	88
95 Linfield	93
81 Hawaii-Hilo	87
79 Pacific University •	85
87 Linfield •	99
82 Willamette University •	72
104 Eastern Oregon	74
88 Eastern Oregon •	92
74 Seattle Pacific •	79
83 Western Baptist •	80
100 Linfield	107
75 St. Martins	82
74 Oregon College of Ed. •	77
87 Western Baptist	82*
81 Portland State •	124
80 Seattle Pacific •	75
106 Pacific University	98
87 Warner Pacific •	69
67 Puget Sound •	91
72 Alaska - Fairbanks	66
83 Western Baptist •	75
69 Warner Pacific	64
84 Willamette University	78
67 Northwest Nazarene •	70
86 College of Idaho •	82
86 Oregon College of Ed.	74
76 St. Martins •	91
87 Northwest Nazarene	85
NAIA District 2 Playoffs:	
65 Oregon Tech •	79
H:9-4 •A:6-10	
SEASON: 15-14	

*Forfeited due to ineligible player

1978-79

82 Southern Oregon •	98
68 Warner Pacific •	73
83 Pacific University •	85
84 Linfield •	107
90 Linfield	78
61 Willamette University •	60
74 College of Idaho	59
59 Central Washington	82
64 Lewis and Clark •	65
76 Hawaii Pacific •	82
74 Hawaii Pacific •	96
55 BYU - Hawaii •	54
51 BYU - Hawaii •	65
59 Eastern Oregon •	76
51 Northwest Nazarene •	69
73 Pacific University	82
74 Warner Pacific	72
69 Willamette University	73
60 Western Baptist	73
98 Eastern Oregon	97
80 Lewis and Clark	88
104 BYU - Hawaii	87
98 Western Baptist •	109
87 Pacific University •	100
61 Seattle Pacific •	80
88 Northwest Nazarene	77
70 Warner Pacific •	86

GFC	Opponent
94 Hawaii Pacific	91
74 Seattle Pacific	82
H:7-6 •A:2-14	
SEASON: 9-20	

1979-80

61 Western Baptist	76
94 Southern Oregon	80
74 Oregon College of Ed.	76
94 Whitman College	83
72 Willamette University	71
65 Seattle Pacific	73
88 Linfield	91
84 Linfield	97
61 Lewis and Clark	65
94 Concordia	84
99 Warner Pacific	91
92 Whitman	89
68 Central Washington	77
73 Willamette University	66
90 College of Idaho	83
73 Oregon College of Ed.	74
81 Western Baptist	73
92 Pacific University	76
83 Eastern Oregon	67
104 Warner Pacific	88
55 Western Baptist	38
74 Seattle Pacific	96
70 Lewis and Clark	68
75 Northwest Nazarene	105
63 College of Idaho	68
82 Eastern Oregon	73
84 Northwest Nazarene	77
108 Pacific University	80
91 Warner Pacific	86

NAIA District 2 Playoffs:

67 Oregon Inst of Tech	69
H:10-4 •A:8-8	
SEASON: 18-12	

1980-81

77 Pacific University	72
88 Eastern Oregon State	99
73 Lewis and Clark	70
65 Pacific University	73
83 Seattle Pacific University	86
74 Linfield College	83
79 Concordia College	77
67 Point Loma	82
64 Oregon College of Ed.	99
63 Lewis and Clark	58
87 Linfield College	74
61 Willamette University	59
62 Oregon College of Ed.	80
82 Western Baptist	76
83 Warner Pacific	79
105 Pacific University	89
64 Concordia College	79
68 Willamette University	83
70 Lewis and Clark	67
100 Concordia College	82
33 Eastern Oregon State	30
61 Northwest Nazarene	60
46 Northwest Nazarene	50
57 College of Idaho	84
68 Eastern Oregon State	76
38 Western Baptist	37
89 Warner Pacific	80

NAIA District 2 Playoffs:

58 Northwest Nazarene	61
H:12-4 •A:3-9	
SEASON: 15-13	

1981-82

62 Willamette University	67
80 Columbia Christian	79

GFC	Opponent
66 Concordia	84
56 Judson Baptist	55
86 Linfield	102
71 College of Great Falls	101
77 Pacific University	68
95 Seattle University	83
73 Western Washington	83
66 Fresno Pacific	72
64 Western Baptist	73
51 Lewis and Clark	79
78 Linfield	75
69 Western Oregon	79
76 College of Idaho	82
77 Northwest Nazarene	92
86 Eastern Oregon	96
70 Willamette University	56
76 Warner Pacific	91
80 Western Oregon	111
74 Judson Baptist	82
91 Columbia Christian	73
85 Eastern Oregon	102
74 Concordia	85
88 Seattle University	73
76 Judson Baptist	70
88 Western Baptist	97
75 Warner Pacific	96
76 Western Baptist	79
101 College of Idaho	83
63 Northwest Nazarene	59

NCCAA Regional Playoffs:

54 Judson Baptist	61
85 Columbia Christian	79
H:8-11 •A:4-10	
SEASON: 12-21	

1982-83

62 Seattle Pacific	94
86 Warner Pacific	104
61 Willamette University	67
65 Columbia Christian	60
63 Warner Pacific	67
73 Lewis and Clark	78
64 Pacific University	54
61 Linfield	60
68 Pacific University	38
68 Western Oregon	76
60 Lewis and Clark	59
66 Concordia	55
92 Eastern Oregon	46
66 Western Baptist	65
80 Hawaii-Hilo	92
78 Linfield	66
83 Judson Baptist	60
58 Warner Pacific	86
59 Eastern Oregon	66
73 College of Idaho	82
71 Western Baptist	60
74 Western Oregon	80
89 Pacific University	78
68 Willamette University	81
80 Concordia	71
71 Warner Pacific	72
71 Seattle Pacific	83
64 Northwest Nazarene	67
85 Judson Baptist	71

NCCAA Regional Playoffs:

46 Western Baptist	35
69 Warner Pacific	75
H:9-9 •A:6-7	
SEASON: 15-16	

1983-84

93 Judson Baptist	78
74 Western Oregon	72
90 Warner Pacific	100
82 Linfield	68

GFC	Opponent
77 Western Baptist •	67
72 Willamette University •	82
78 Eastern Oregon	67
64 Lewis and Clark	66
72 Lewis and Clark •	58
103 Linfield	90
77 Concordia •	76
85 Willamette University	74
58 Western Oregon •	80
77 Columbia Christian •	63
70 Western Baptist •	71
78 Northwest Nazarene	67
79 Warner Pacific	72
90 Multnomah	66
65 Western Oregon	75
81 Columbia Christian	78
80 Concordia	89
98 Judson Baptist •	66
76 College of Idaho •	85
103 Northwest Nazarene •	113
67 Western Baptist	54
95 Northwest Christian	81
42 Warner Pacific •	43
NAIA District 2 Playoffs:	
72 Western Oregon •	86
NCCAA Regional Playoffs:	
92 Concordia •	101
H:10-3 •A:7-9	
SEASON: 17-12	

1984-85

90 Columbia Christian •	74
72 Western Oregon State •	79
71 Willamette University •	52
91 Linfield College	61
88 Pacific University	52
78 Western Oregon State	64
77 Oregon Tech •	95
107 U of Cal - San Diego •	93
80 Linfield •	76
82 Willamette University	80
73 Pacific University •	56
55 Western Baptist •	68
88 Columbia Christian •	80
84 Concordia •	77
70 Northwest Nazarene	64
80 Warner Pacific •	78
74 Lewis and Clark	61
82 Eastern Oregon State	61
73 Western Oregon State •	70
52 Western Baptist	50
91 Warner Pacific	80
88 Concordia	70
74 College of Idaho •	94
97 Northwest Nazarene •	106
105 Eastern Oregon State •	77
93 Columbia Christian	82
NAIA District 2 Playoffs:	
50 Western Baptist	47
71 Western Oregon State	57
53 College of Idaho •	61
NCCAA Regional Playoffs:	
74 Columbia Christian	67
52 Western Baptist	50
NCCAA Nationals:	
97 Olivet Nazarene •	77
86 Point Loma College •	95
70 Taylor University •	55
H:15-0 •A:12-7	
SEASON: 27-7	

1985-86

80 Central Washington •	82
78 Whitworth •	74
76 Univ. Puget Sound •	93
71 Willamette •	57

GFC	Opponent
93 Pacific	63
87 Western Oregon	76
73 Western Baptist •	75
113 Concordia •	69
68 Linfield •	81
88 Pacific University •	78
75 Central Washington •	79
88 Pacific Lutheran •	71
76 St. Martin's •	69
83 Western Oregon •	74
97 Columbia Christian •	53
83 Northwest Nazarene	77
76 College of Idaho	68
95 Eastern Oregon •	59
107 Concordia	70
78 College of Idaho •	90
73 Northwest Nazarene •	78
97 Eastern Oregon	61
75 Linfield	80
83 Columbia Christian	66
106 Western Oregon	90
101 Concordia •	91
73 Warner Pacific	65
NAIA District 2 Playoffs:	
66 Warner Pacific •	56
67 Oregon Inst. of Tech. •	76
NCCAA Regional Playoffs:	
102 Warner Pacific	85
61 Western Baptist •	65
H: 10-1 •A: 11-9	
SEASON: 21-10	

1986-87

77 Western Baptist •	72
83 Willamette	60
114 Linfield •	72
82 Pacific •	61
75 Linfield •	78
97 Warner Pacific	87
59 Humboldt State •	70
85 Cal Poly - San Luis Obispo •	79
96 California Lutheran •	79
104 St. Martin's	73
97 Columbia Christian	68
104 Western Oregon	88
95 Warner Pacific •	85
121 College of Idaho	89
117 Northwest Nazarene	86
120 Linfield	76
143 Northwest	56
109 Eastern Oregon State	80
115 Concordia •	77
114 Northwest •	55
62 Western Baptist	52
87 Northwest Nazarene •	75
93 College of Idaho •	107
96 Eastern Oregon •	77
122 Concordia	82
93 Western Oregon •	100
95 Columbia Christian •	81
NAIA District 2 Playoffs:	
101 Warner Pacific	75
75 College of Idaho	58
69 Oregon Tech •	75
NCCAA Regional Playoffs:	
121 Concordia	78
77 Western Baptist	74
NCCAA National Playoffs:	
73 Covenant •	75
H: 16-0 •A: 11-6	
SEASON: 27-6	

1987-88

90 Linfield •	97
99 Western Oregon •	105

GFC	Opponent	GFC	Opponent
93	Willamette	86	Western Baptist •
74	Southern Oregon •	87	Northwest Nazarene
88	Lewis & Clark •	87	College of Idaho
102	Lewis & Clark	114	Concordia •
71	Willamette •	89	Lewis & Clark •
81	Western Oregon •	102	Western Baptist
109	Western Oregon	81	Warner Pacific •
61	Biola •	88	Columbia Christian •
68	Westmont •	NAIA District 2 Playoffs:	
128	Dominican •	101	Eastern Oregon
68	Linfield	90	Southern Oregon •
93	Columbia Christian	61	Oregon Tech •
88	Warner Pacific	NCCAA Regional Playoffs:	
66	College of Idaho •	58	Concordia
83	Northwest Nazarene •	76	Western Baptist
96	Concordia	H: 9-4 • A: 8-12	
136	Northwest College •	SEASON: 17-16	
73	Seattle Pacific •		

BRUIN OPPONENTS



AZUSA PACIFIC UNIVERSITY

Jan. 2 in Newberg

Location:
Azusa, Calif. 91702
Established: 1899
Enrollment: 1,520
Conference: NAIA District
3, Golden State Athletic
Conference
Colors: Orange, white and
black
Nickname: Cougars

Head Coach: Terry Layton
Coach's first year
1987-88 record: 10-21
Gymnasium: Memorial Gym (1200)
Sports Information Director:
Gary Pine
SID Office: (818) 969-3434, ext. 3385
SID Home: (818) 963-0775
Series Record: GFC 0, Azusa Pacific 1
Last year: Did not play
Lettermen lost: 4
Lettermen back: 5
Players to watch:
Michael Benton, 6-5 forward
Mark Moses, 6-4 guard
Mark Borgeson, 6-5 forward



BETHANY BIBLE COLLEGE

Jan. 3 in Newberg

Location:
Scotts Valley, Calif.
95066
Established: 1919
Enrollment: 500
Conference: NAIA
District 3
Colors: Blue and white
Nickname: Bruins

Head Coach: Phil Oats
Coach's first year
1987-88 record: 14-13
Gymnasium: Redwood Auditorium
Sports Information Director: Phil Oats
SID Office: (408) 438-3800
SID Home: (408) 438-4229
Series Record: Have not played
Last year: Did not play
Lettermen back: 4
Players to watch:
Dan Wade, 6-4 guard
Don Cooper, 5-10 guard



COLLEGE OF IDAHO

**Jan. 21 in Newberg
Feb. 10 in Caldwell**

Location:

Caldwell, Idaho 83605
Established: 1891
Enrollment: 500
Conference: NAIA
District 2, Independent
Colors: Purple and gold
Nickname: Coyotes

Head Coach: Martin Holly
Coach's record in eight years: 165-46
1987-88 record: 28-6
Gymnasium: O'Conner Fieldhouse
(3,000)
Sports Information Director:
Dave Hahn
SID Office: (208) 459-5681
SID Home: (208) 454-9285
Series record: GFC 10, College of
Idaho 11
Last year: GFC lost 87-66 in Idaho,
won 87-72 in Newberg
Lettermen lost: 4
Lettermen back: 6
Players to watch:
Richard Reed, 5-8 guard
Dan Hardee, 6-6 forward



COLUMBIA CHRISTIAN COLLEGE

**Jan. 7 in Newberg
Feb. 16 in Portland**

Location:

Portland, Ore. 97211
Established: 1947
Enrollment: 280
Conference: NAIA
District 2, Independent
Colors: Red and white
Nickname: Clippers

Head Coach: Jim Flint
Coach's record in nine years: 93-166
1987-88 record: 13-17
Gymnasium: Men's Gym (600)
Sports Information Director: Jim Flint
SID Office: (503) 255-7060
SID Home: (503) 253-3515
Series record: GFC 17, Columbia
Christian 0
Last year: GFC won 93-78 in Newberg,
88-64 in Portland
Lettermen lost: 4
Lettermen back: 6
Players to watch:
Dan Anderson, 6-7 center
Mike Brown, 6-2 guard



CONCORDIA COLLEGE

**Jan. 12 in Newberg
Feb. 4 in Portland**

Location:

Portland, Ore. 97211
Established: 1950
Enrollment: 430
Conference: NAIA
District 2, Independent
Colors: Navy blue and white
Nickname: Cavaliers

Head Coach: Joel Schuldheisz
Coach's record in four years: 27-91
1987-88 record: 4-28
Gymnasium: Concordia Gymnasium
(1,200)
Sports Information Director:
Joel Schuldheisz
SID Office: (503) 288-9371
SID Home: (503) 282-4640
Series record: GFC 17, Concordia 5
Last year: Won 96-68 in Newberg, won
114-65 in Portland, won 58-55 in
Newberg
Lettermen lost: 2
Lettermen back: 7
Players to watch:
Tim Cooke, 6-6 center
Larry Nelson, 5-11 guard



EASTERN OREGON STATE COLLEGE

**Participant: Willcuts-
Twenge Memorial
Classic, Dec. 2-3 in
Newberg**

**Participant Eastern
Oregon State
Tournament, Dec.
29-30 in La Grande**

Location:
La Grande, Ore. 97850
Established: 1929
Enrollment: 1,600
Conference: NAIA
District 2, Evergreen
Conference

Colors: Blue and gold
Nickname: Mountaineers
Head Coach: Bill Ciancio
Coach's record: 10-22
1987-88 record: 10-22
Gymnasium: Quinn Coliseum (2500)
Sports Information Director:
Jim Higgins
SID Office: (503) 963-3299
SID Home: (503) 962-1809
Series record: GFC 26, EOSC 29
Last year: GFC won 101-82 in
Newberg
Lettermen lost: 5
Lettermen back: 2
Player to watch:
Johnny Hiliard, 6-3 forward



HAWAII PACIFIC COLLEGE

Nov. 10 in Newberg

Location:
Honolulu, Hawaii 96813
Established: 1965
Enrollment: 2,500
Conference: NAIA
District 29

Colors: Columbia blue,
Kelly green and white
Nickname: Sea Warriors
Head Coach: Tony Selliuto
Coach's first year
1987-88 record: 19-13
Gymnasium: Mid-Pacific Institute
Gymnasium
Sports Information Director: Neil Morfitt
SID Office: (808) 544-0222
Series record: 1-2
Last year: Did not play
Lettermen lost: 11
Lettermen back: 1
Players to watch:
Steve Morgan, 6-4 forward
Carl Stanley, 5-11 guard



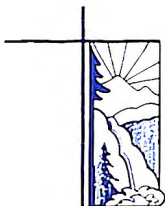
LINFIELD COLLEGE

**Participant: NAIA
District 2 Tip-Off
Tournament,
Nov. 18-19 in
Salem**

**Participant: Willcuts-
Twenge Memorial
Classic, Dec. 2-3 in
Newberg**

Location:
McMinnville, Ore. 97128
Established: 1849
Enrollment: 1,300
Conference: NAIA
District 2, Northwest

Colors: Cardinal and white
Nickname: Wildcats
Head Coach: Larry Doty
Coach's first year record: 15-14
1987-88 record: 15-14
Gymnasium: Riley Gymnasium (1,250)
Sports Information Director:
Chuck Charnquist
SID Office: (503) 472-4121
SID Home: (503) 644-9685
Series record: GFC 24, Linfield 17
Last year: GFC lost 97-90 in
McMinnville, lost 76-68 in Newberg
Lettermen lost: 9
Lettermen back: 4
Players to watch:
Jon Colasuanno, 6-1 guard
Don Hakala, 6-5 forward



NORTHWEST CHRISTIAN COLLEGE

**Participant: NAIA
District 2 Tip-off
Tournament, Nov.
18-19 in Salem
Jan. 14 in Eugene,
Ore.
Jan. 28 in Newberg**

Location:
Eugene, Ore. 97401
Established: 1895
Enrollment: 215
Conference: Independent,
National Bible College
Athletic Assoc.

Colors: Blue and gold
Nickname: Crusaders
Head Coach: Jeff Rodenburg
Coach's record:
1987-88 record:
Gymnasium: O-Hara Catholic School
Sports Information Director:
Jeff Rodenburg
SID Office: (503) 343-1641
SID Home: (503) 683-9487
Series record: GFC 1, NCC 0
Last year: Did not play
Lettermen lost: 3
Lettermen back: 4
Player to watch:
Matt Sand



NORTHWEST COLLEGE

Feb. 13 in Newberg

Location:
Kirkland, Wash. 98033
Established: 1939
Enrollment:
Conference: NAIA
District 1
Colors: Blue and gold
Nickname: Eagles

Head Coach: John Brown
Coach's record in seven years:
1987-88 record:
Gymnasium: Northwest Pavillion (400)
Sports Information Director:
John Brown
SID Office: (206) 822-8266
SID Home: (206) 822-9801
Series Record: GFC 4, Northwest 0
Last year's record: GFC won 136-83 in
Kirkland
Lettermen lost:
Lettermen back:
Players to watch:



NORTHWEST NAZARENE COLLEGE

**Participant: Eastern
Oregon State
Tournament, Dec.
29-30 in La Grande
Jan. 20 in Newberg
Feb. 11 in Nampa**

Location:
Nampa, Idaho 83651
Established: 1913
Enrollment: 1,148

Conference: NAIA
District 2, Independent
Colors: Orange and black
Nickname: Crusaders
Head Coach: Garry Matlock
Coach's record in seven years: 97-76
1987-88 record: 15-15
Gymnasium: Montgomery Fieldhouse
(4,000)
Sports Information Director: Gil Cracker
SID Office: (208) 467-8531
SID Home: (208) 466-4377
Series record: GFC 19, NNC 22
Last year: GFC won 83-73 in Nampa,
lost 87-78 in Newberg
Lettermen lost: 4
Lettermen back: 5
Players to watch:
Michael Davidson, 6-3 forward
Kelley Bokn, 6-0 guard



OREGON INSTITUTE OF TECHNOLOGY

Participant: Eastern Oregon Tournament, Dec. 29-30

Location:
Klamath Falls, Ore.
97601
Established: 1948
Enrollment: 2,466
Conference: Evergreen,
NAIA District 2
Colors: Blue and green
Nickname: Owls

Head Coach: Dan Miles
Coach's record in 17 years: 359-164
1987-88 record: 27-6
Gymnasium: Owl Court (2250)
Sports Information Director:
Tag Wotherspoon
SID Office: (503) 882-6366
SID Home: (503) 884-5569
Series Record: GFC 8, Oregon Tech 28
Last year: GFC lost 84-61 in
Klamath Falls
Lettermen lost: 8
Lettermen back: 1
Players to watch:
Aristide Agnimel, 6-5 forward
Todd Doll, 6-4 guard



SEATTLE PACIFIC UNIVERSITY

Nov. 29 in Newberg

Location:
Seattle, Wash. 98119
Established: 1891
Enrollment: 3,200
Conference: NCAA
Division 2, Great
Northwest
Colors: Maroon and white
Nickname: Falcons

Head Coach: Claude Terry
Coach's record in five years: 61-79
1987-88 record: 12-16
Gymnasium: Royal Broughum Pavillion
(1,800)
Sports Information Director:
Frank MacDonald
SID Office: (206) 821-2772
SID Home: (206) 938-8323
Series record: GFC 1, SPU 9
Last year: GFC lost 75-73 in Seattle
Lettermen lost: 7
Lettermen back: 6
Players to watch:
Scott Rolness, 6-5 center
Jackie Johnson, 6-5 forward



WARNER PACIFIC

Jan. 5 in Portland Feb. 18 in Newberg (Homecoming)

Location:
Portland, Ore. 97215
Established: 1937
Enrollment: 400
Conference: NAIA
District 2, Independent
Colors: Columbia blue, red,
and white
Nickname: Knights

Head Coach: Dan Dunn
Coach's first year
1987-88 record: 18-12
Gymnasium: Perry Gym (1,000)
Sports Information Director:
Mike Booth
SID Office: (503) 775-4366
SID Home: (503) 694-2322
Series record: GFC 33, WPC 17
Last year: GFC lost 91-88 in Newberg,
lost 84-81 in Portland
Lettermen lost: 6
Lettermen back: 5
Players to watch:
David Bass, 6-2 forward
Greg Fransen, 6-4 forward



WESTERN BAPTIST COLLEGE

**Participant: District
2 Tip-Off
Tournament, Nov.
18-19 in Salem**

**Participant: Willcuts-
Twenge Memorial
Classic, Dec. 2-3 in
Newberg**

**Participant: John
Lewis Classic, Dec.
9-10 in Salem
Jan. 27 in Newberg
Feb. 21 in Salem**

Location:
Salem, Ore. 97309
Established: 1935
Enrollment: 328
Conference: NAIA
District 2, Independent
Colors: Blue and gold
Nickname: Warriors

Head Coach: Tim Hills
Coach's first year (returning after 4
years): 17-15
1987-88 record: 17-15
Gymnasium: C. E. Jeffers Center
(1,200)
Sports Information Director:
Bonnie Hills
SID Office: (503) 581-8600
SID Home: (503) 399-1439
Series record: GFC 33, WBC 12
Last year: GFC won 86-82 in Salem,
won 102-94 in Newberg, GFC lost
90-76 in Newberg
Lettermen lost: 3
Lettermen back: 6
Players to watch:
Steve Adams, 6-6 forward
Ulf Spears, 6-5 forward



WESTERN OREGON STATE COLLEGE

**Nov. 22 in Newberg
Dec. 12 in
Monmouth**

**Participant: John
Lewis Classic, Dec.
9-10 in Salem**

Location:
Monmouth, Ore. 97361
Established: 1882
Enrollment: 3,985
Conference: NAIA
District 2, Evergreen
Colors: Crimson and gray
Nickname: Wolves

Head Coach: Mark Adams
Coach's record in three years: 49-40
1987-88 record: 19-12
Gymnasium: PE Building (3,600)
Sports Information Director:
Steve Weaver
SID Office: (503) 838-1220
SID Home: (503) 688-8673
Series record: GFC lost 105-99 in
Monmouth, lost 86-81 in Salem
won 109-95 in Newberg
Lettermen lost: 8
Lettermen back: 5
Players to watch:
Scott Kellar, 6-3 guard
Brian Counts, 6-5 forward

COVERING THE BRUINS

Facilities for the working press covering Bruin basketball are provided at the courtside press section on the west side of Miller Gymnasium. Available for each game are team rosters, starting lineups, and pertinent pregame information, including accumulative statistics for the Bruins up to each game. Press box service for each home contest includes quick team and individual statistics at halftime and complete statistics immediately following the game.

Working space and telephones for members of the press desiring them are available in the administrative area off the upper lobby. A courtside telephone also is available. Dressing rooms for both teams are on the lower level, south side.

George Fox College appreciates the cooperation it has shared with the news media. This book has been prepared as a service for area newspapers, radio and television stations, and wire services.

All requests for information, statistics, photographs, and press passes should be directed to Barry Hubbell, Sports Information Director, George Fox College, Newberg, Oregon 97132. Office phone: (503) 538-8383, ext. 220. Home phone: (503) 538-4332. Athletic Department phone: (503) 538-8383, ext. 249.

WILLAMETTE VALLEY NEWS MEDIA

Newspapers

Newberg Graphic
Newberg
Dave Rickard
538-2181

Statesman - Journal
Salem
Reid English
399-6700
1-800-452-2511

Oregonian
Portland
Jeff Wohler
John Nolen
221-8161
1-800-452-1420
1-800-826-0376

Wire Services

Associated Press
228-2169
1-800-452-3501

United Press International
226-2644
1-800-452-6009

Television

KATU-TV
Portland
Steve Arena
231-4268

KGW-TV
Portland
Scott Lynn
Joe Becker
226-5119, 226-5111

KOIN-TV
Portland
Rick Metsger
243-6614, 243-6640

KPTV
Portland
Michael O'Brien
Phil Cassidy
222-9921

Bruin Cable Network
TCI Cable - GFC
538-8383, Ext. 360

Radio

KCYX
Steve Kenyon
McMinnville
472-2151, 538-4343

KFOX (FM)
George Fox College
538-8383, ext. 324



1988-89 GEORGE FOX COLLEGE BRUIN BASKETBALL

Nov. 10	Hawaii Pacific College	Newberg
18-19	NAIA District 2 Tip-Off	Salem
	Western Baptist, Northwest Christian, Linfield, GFC	
22	Western Oregon State College	Newberg
29	Seattle Pacific University	Newberg
Dec. 2-3	Willcuts-Twenge Memorial Classic	Newberg
	Eastern Oregon, Linfield, Western Baptist, GFC	
9-10	John Lewis Classic	Salem
	Willamette, Western Baptist, Western Oregon, GFC	
12	Western Oregon State College	Monmouth
29-30	Eastern Oregon State Tournament	LaGrande
	Eastern Oregon, Northwest Nazarene, Oregon Tech, GFC	
Jan. 2	Azusa Pacific University	Newberg
3	Bethany Bible College	Newberg
5	Warner Pacific College	Portland
7	Columbia Christian College	Newberg
12	Concordia College	Newberg
14	Northwest Christian College	Eugene
20	Northwest Nazarene College	Newberg
21	College of Idaho	Newberg
27	Western Baptist College	Newberg
28	Northwest Christian College	Newberg
Feb. 3	Northwest College	Newberg
4	Concordia College	Portland
10	College of Idaho	Caldwell
11	Northwest Nazarene College	Nampa
16	Columbia Christian College	Portland
18	Warner Pacific College 8:00 p.m.	Newberg
	(Homecoming)	
21	Western Baptist College	Salem
25, 28, Mar. 4, 8	NAIA District 2 Playoffs	TBA
Mar. 14-20	NAIA National Championship Tournament	Kansas City

All games are at 7:30 p.m. except as noted.

ON THE COVER

PAT CASEY is perhaps one of the most "unusual" players ever to be a Bruin, because at the age of 28 after a pro career, he was hired to be the Bruin baseball coach and then was persuaded to join the basketball Bruins. Eligible in mid-season, he immediately became a starting guard. A team captain, he is the Bruins' top returning scorer. Details inside, page 10. (Photo by Gary Allen, Newberg Graphic.)