

1989

### 1989 Media Guide

George Fox University Archives

Follow this and additional works at: [https://digitalcommons.georgefox.edu/athletics\\_menbasketball](https://digitalcommons.georgefox.edu/athletics_menbasketball)


---

#### Recommended Citation

George Fox University Archives, "1989 Media Guide" (1989). *Men's Basketball*. 109.  
[https://digitalcommons.georgefox.edu/athletics\\_menbasketball/109](https://digitalcommons.georgefox.edu/athletics_menbasketball/109)

This Media Guide is brought to you for free and open access by the George Fox University Athletics at Digital Commons @ George Fox University. It has been accepted for inclusion in Men's Basketball by an authorized administrator of Digital Commons @ George Fox University. For more information, please contact [arolfe@georgefox.edu](mailto:arolfe@georgefox.edu).

# George Fox College BRUINS



## Basketball Media Guide '89-90



## FINGERTIP FACTS

College Location . . . .	Newberg, Oregon 97132 (11,000 pop.)
Founded . . . . .	1891
Denomination Affiliation . . . . .	Friends (Quaker)
Enrollment . . . . .	945
Athletic Affiliations . . . . .	Independent - NAIA, NCCAA
Home Court . . . .	Miller Gymnasium, Wheeler Sports Center
Seating Capacity . . . . .	2,500
Colors . . . . .	Old Gold, Navy Blue
Nickname . . . . .	Bruins
College President . . . . .	Dr. Edward Stevens
Athletic Director . . . . .	Craig Taylor
Basketball Coach . . . . .	Mark Vernon
Sports Information Director . . . . .	Barry Hubbell

## HOW TO REACH US

(College Switchboard 503/538-8383)

Basketball Coach Mark Vernon . .	ext. 254, Home 538-1755
Baseball Coach Pat Casey . . . . .	ext. 249, Home 538-6081
Athletic Director/Women's Basketball Coach/Softball Coach	
Craig Taylor . . . . .	ext. 250, Home 472-9694
Soccer Coach Tim Tsohantaris . .	ext. 385, Home 538-1029
Manfred Tschan . . . . .	ext. 255, Home 538-7131
Track/Cross Country Coach	
Wes Cook . . . . .	ext. 252, Home 538-8078
Women's Volleyball Coach/Assistant Men's Basketball Coach	
Steve Grant . . . . .	ext. 253, Home 363-7758
Sports Information Director	
Barry Hubbell . . . . .	ext. 224, Home 538-4332

## INDEX

Athletics at George Fox . . . . .	2
Coach Mark Vernon . . . . .	17
Coaching Assistant Steve Grant . . . . .	18
Coaches' Records . . . . .	37
George Fox College . . . . .	1
Highlights of 1988-89 . . . . .	6
History of GFC Basketball . . . . .	8
Honored Bruins . . . . .	35
Hosts/Hostesses . . . . .	21
JV Coach Jeff Richards, JV Roster, JV Schedule . .	22-23
Media Services . . . . .	Inside Back Cover
Miller Gym Records . . . . .	36
Most Valuable Players . . . . .	34
NAIA . . . . .	4
NAIA District 2 . . . . .	5
Nickname Bruin . . . . .	2
Opponent Information . . . . .	43-48
Outlook for 1989-90 . . . . .	9
Pep Band . . . . .	22
Player Biographicals . . . . .	11-16
Rally Squad . . . . .	21
Records . . . . .	26-28
Roster of Players . . . . .	24-25
Season Scores . . . . .	38-43
Schedule 1989-90 . . . . .	Back Cover
Staff . . . . .	19-20
Statistics, 1988-89 Accumulative . . . . .	7
Top 10 Player Records . . . . .	29-32
Value Point System . . . . .	34
Wheeler Sports Center . . . . .	3
Year-By-Year Leaders . . . . .	33



## ABOUT GEORGE FOX COLLEGE

George Fox college is one of America's best colleges. This year it was given that designation by *U.S. News and World Report* magazine. GFC was ranked fifth in Western Regional Liberal Arts Colleges, including colleges and universities from Oklahoma to Hawaii. George Fox was rated third in academic reputation.

This year the College was named to the Templeton Foundation's Honor Roll of Character Building Colleges, the only Oregon college selected and one of 92 in the United States.

George Fox College is the outgrowth of a desire by early Willamette Valley Quaker settlers who established Pacific Academy in 1885 for the Christian education of their children. The college division was organized in 1891 to provide more advanced instruction for students. In 1949, because of the many colleges in the Northwest with Pacific in their name, the College was renamed George Fox in honor of the founder of the Friends (Quaker) Church. The College is governed by a 42-member Board of Trustees elected by Northwest Yearly Meeting of Friends Church, which comprises more than 8,000 members in 58 churches in Oregon, Washington, and Idaho.

The 60-acre rural, tree-shaded campus a half-hour drive from Portland has undergone major expansion in the last few years with 10 new buildings constructed. The latest of the new facilities is the \$2.25 million M. J. Murdock Learning Resource Center, dedicated February 10, 1989. The other new buildings include the home of the Bruins, the 55,000-square-foot Coleman Wheeler Sports Center; the Herbert Hoover Academic Building and two residence halls, all opened in 1977; the Ross Fine Arts Center opened in 1978; a new television center; an expanded Heacock Commons/Student Union building; and the William and Mary Bauman Chapel Auditorium, opened in 1982. A new all-weather track has been added to an improved Colcord Field for track, and in February of this year the College opened the Curtis and Margaret Morse Athletic Fields, containing a baseball field, softball field, and soccer field. A new residence hall is to be constructed in 1990.

College enrollment is 945.

Accredited by the Northwest Association of Secondary and Higher Schools, the College offers 28 majors in seven divisions: Education, Fine and Applied Arts, Language Arts, Natural Science, Religion, Social Science, and Physical Education. George Fox is one of 13 members of the national Christian College Consortium. The College has a student-faculty ratio of 16/1.

George Fox students come from 17 states and 8 foreign countries. More than 30 religious denominations are represented on campus.

Alumni of George Fox are primarily in service-oriented vocations of Christian ministries, education, social work, and medical fields. The College's most prominent alumnus is the late President Herbert Hoover, who attended Pacific Academy.



## GFC ATHLETICS

Intercollegiate athletics is an integral part of the overall education program at George Fox. Men's varsity athletic teams represent the College in baseball, basketball, track, cross country, and soccer. Women students compete in volleyball, basketball, track, softball, and cross country.

George Fox College competes as an independent on the varsity level. Its schedules are coordinated with the Northwest Conference and with other independents in the Northwest. George Fox is a member of the National Association of Intercollegiate Athletics (NAIA), District 2, and in some sports, the National Christian College Athletic Association, Region 8.

For students not participating in the varsity program, GFC has a complete intramural program including flag football, basketball, volleyball, softball, racquetball, indoor soccer, and tennis.

Athletic facilities include the Coleman H. Wheeler Center for Sports and Physical Education; Colcord Field, which includes an all-weather rubberized track, tennis courts; and the Curtis and Margaret Morse Athletic Field containing baseball diamond, softball field and soccer field. The complex was opened in 1989.

Wheeler Center, completed in 1977 in a \$2.7 million project, includes the James and Lila Miller Gymnasium with three basketball courts and seating for up to 2,500; multipurpose, class, and weight rooms; faculty and administrative offices; handball courts; dressing and therapy rooms.



## THE BRUIN NICKNAME

George Fox College is represented by the nickname and mascot "Bruin." But it's not always been so, even though it should have been.

The nickname comes from a real bear captured in 1887 just two years after Pacific Academy (the College's predecessor) was established. The small cub was captured in the coast range foothills west of Carlton when its mother was shot. The young cub was brought to campus by a student and later lived with a faculty member. When it grew to adulthood it was kept in a pit in what is now known as Hess Creek Canyon south of the campus. It escaped one too many times and was turned into steak for the dining table and the hide preserved on a frame and displayed in an early campus museum. When it deteriorated several years later, it was taken to a campus furnace room to be destroyed, but the framework proved a problem in dismantling, so it was left sitting in a corner. Students found the old Bruin skin later and began skirmishes over ownership, a tradition that continues 102 years later. "Bruin Junior," a replica, under a set of guidelines passed down for years, is fought over periodically in class competition, with the class able to physically drag the Bruin replica off campus declared the rightful owner until next "flashed."

Even with the Bruin tradition, somewhere along the line, the "Quaker" tag to athletic teams came into popularity with sports writers because of the College's church affiliation, and that nickname was used, along with a mascot "Foxy George," a little fox with a Quaker hat. Both gained acceptance for a period in the 1950s and 1960s until a vote of faculty, students, and administration in 1970 reinstated the Bruin nickname to its rightful place.

## THIS IS WHERE THE GAME IS PLAYED



George Fox College is in its thirteenth year in the Coleman H. Wheeler Center for Sports and Physical Education. Completed in June 1977, the \$2.7 million, 55,000-square-foot complex is the College's largest building. It contains the James and Lila Miller Gymnasium, the Bruin home court.

The sports center was designed by noted architect Pietro Beluschi, with a wooded canyon setting chosen as the center's location. The building features wood products and a large window area overlooking the adjacent natural terrain.

Three times larger than Hester Gymnasium, which it replaced, the Wheeler Center features a 116 x 174-foot gymnasium with three basketball courts and seating for 2,500 spectators. The gymnasium ceilings are 32 feet over the hardwood maple floor. The gym provides three volleyball courts and ten badminton courts.

The building is entered on two levels – ground level on the east side through the nine doors for the general public and after crossing a 200-foot bridge; and on the second floor on the west side for campus personnel. There is a two-floor lobby featuring oak parquet floors.

Contained on the upper level are athletic administration and faculty offices, staff room, and class, weight, and multipurpose rooms.

The lower level contains a concession area and ticket sales area, dressing rooms, team rooms, laundry, equipment-issuing room, and storage space. An east wing of the building houses two handball courts.

The building is named for long-time Oregon lumberman Coleman H. Wheeler, former chairman of the board of Willamette Industries. The gymnasium is named for board member James Miller and his wife, Lila. He is the former president of Cascadia Lumber Co. The building was dedicated Oct. 17, 1977.



## BRUINS COMPETE IN NAIA



The National Association of Intercollegiate Athletics (NAIA) is a completely autonomous association that administers programs leading to national championships in 11 events for nearly 500 accredited four-year colleges and universities in 32 geographical districts spread over the 50 states and Canada.

Established in 1940 as the National Association of Intercollegiate Basketball the NAIB evolved from the institution of a "National Small College Basketball Tournament" that was inaugurated in 1937. In 1952, the NAIB expanded to include tennis, outdoor track, and golf, and that year the organization was renamed the NAIA.

Since that time the NAIA has further enlarged to encompass football (two divisions were formed in 1970), cross country, baseball, and swimming, which were added to the NAIA championship program in 1956, wrestling (1958), soccer (1959), and indoor track (1966). In August of 1980 the NAIA, after a two-year study, initiated championships for women in the newly organized NAIA Women's Division. Nine championships are offered: basketball, cross country, fast-pitch softball, indoor and outdoor track, soccer, swimming and diving, tennis and volleyball.

NAIA national headquarters and staff are located in Kansas City, Missouri. The NAIA is governed by two bodies. The Council of Presidents, composed of one president from each district, is responsible for fiscal matters, academic standards, and supervision of the national staff. George Fox College president Edward F. Stevens represents NAIA District 2 and is one of five U.S. college presidents selected to serve on the NAIA Council of Presidents Executive Committee. The 10-person Executive Committee, elected by the membership, is responsible for organizing championship events and overseeing the committees and associations.

Eligibility rules within the NAIA govern all play in all sports recognized by the Association, not just post-season play. All eligibility guidelines must be adhered to by all members, including those holding dual affiliation with other associations.

The NAIA clearly outlines its own responsibilities and those of its members: a sound athletic program, administered and controlled by those responsible for the administration of the college or university. The NAIA's basic premise is that the athletic program is a basic component of the overall general educational process, and not an entity apart.

Member institutions must conduct their intercollegiate athletic programs to the standards of the regulatory Association in which they hold memberships, and the NAIA. They must pay the annual membership dues and be in support of the policies of the Association. Where institutional rules and standards are more strict than those of the regulatory group or the NAIA, those rules and standards of the institution are recognized and supported by the NAIA.

## NAIA DISTRICT 2

George Fox College men's athletic teams compete in District 2 of the National Association of Intercollegiate Athletics (NAIA). Fifteen teams make up the district, all but two within Oregon.

Members of the East Division are College of Idaho, Columbia Christian, Concordia College, George Fox College, Northwest Nazarene College, Warner Pacific College, and Western Baptist College. West Division members are Eastern Oregon State, Linfield College, Oregon Institute of Technology, Pacific University, Southern Oregon State College, Western Oregon State College and Willamette University.

This alignment puts Christian colleges and independents in the East Division, and Northwest Conference and state schools in the West. Lewis & Clark College rejoins the district this year, but is not placed in either division.

All teams have a post-season game to determine the right to represent the district at the national NAIA championships. All teams but the top team in each division compete in a "sub-playoff" system, paired 2-7, 3-6, 4-5. Lewis & Clark this year will play the second (lowest) of the two top seeded teams. The winners then join the top team in each division in a regular playoff. The teams are cross-seeded with the teams from the other division.

Standings within each division will be based upon the record with other teams in the division. If there is a tie, results of competition between those schools involved will be considered. If there still is a tie, then overall NAIA District 2 records will be used to determine ranking, based on a system of awarding points for the strength of each team met, based on its win-loss record against winning or losing schools.

GFC has been in the District 2 playoffs 15 of the last 19 years.

### THE BRUIN DISTRICT PLAYOFF RECORD

1970-71	Willamette University (lost 103-69)
1971-72	Willamette University (lost 69-60)
1972-73	Linfield College (won 95-88)
	Pacific University (won 68-67) (District title)
	Defiance (Ohio) College (lost 86-62) (NAIA national championships)
1973-74	Pacific University (won 92-72)
	Oregon Institute of Technology (lost 55-54)
1974-75	Oregon Institute of Technology (lost 72-56)
1976-77	University of Hawaii - Hilo (lost 85-79)
1977-78	Oregon Institute of Technology (lost 79-65)
1979-80	Oregon Institute of Technology (lost 69-67)
1980-81	Northwest Nazarene (lost 61-58)
1983-84	Western Oregon State (lost 86-72)
1984-85	Western Baptist (won 50-47)
	Western Oregon State (won 71-57)
	College of Idaho (lost 61-53)
1985-86	Warner Pacific (won 66-56)
	Oregon Institute of Technology (lost 76-67)
1986-87	Warner Pacific (won 101-75)
	College of Idaho (won 75-58)
	Oregon Institute of Technology (lost 75-69)
1987-88	Eastern Oregon (won 101-82)
	Southern Oregon (won 90-76)
	Oregon Institute of Technology (lost 84-61)
1988-89	Eastern Oregon (won 94-82)
	Oregon Institute of Technology (lost 106-70)



## 1988-89 HIGHLIGHTS

For the sixth straight year, the George Fox College basketball Bruins competed in the NAIA District 2 post-season playoffs. The 19-12 season record put GFC in the playoffs for the 15th time in the last 19 years.

"Going 19-12 was well beyond my expectations," Coach Mark Vernon said afterward. It's not that the seventh-year basketball coach didn't have confidence in his team. It's just that his squad may have been overachievers, adjusting to a blow that some would call devastating.

Before the season ever got underway, starting center Dave Wilson, at 6-11 the key to the team, went down with a broken foot and out for the season. It required a revamping of offense, strategy and outlook.

But the blow, while it may have contributed to a 5-7 season start before the Christmas break, was nearly overcome as George Fox went 14-5 after counting district action began.

"It was a tremendous season for George Fox," Vernon said. He noted that 10 of the 12 Bruin losses were to teams in the final four in the district playoffs.

The Bruin season ended at Oregon Tech in Klamath Falls, as it has for four consecutive years, eight times in the last 12 playoff appearances. George Fox finished 12-4 at home, 7-8 on the road.

The Bruins set four school records in the season in the categories of three-point goals. George Fox averaged 83.4 points a game, 1.7 more than opponents. The scoring was led by All-District senior Pat Casey at 17.9, followed by Chris Patoine at 15.7, Jeff Richards at 14.6, Kurt Ronnow at 11.8 and Rich Schlachter at 10.1. Patoine, Ronnow and Schlachter all return.

The Bruins finished the season with a total of 95 blocked shots. The year before, Wilson alone had 170 as the team had 251.

The season put Vernon at 222 games with a .644 winning rate (143 wins, 79 losses).

### 1988-89 STATISTICAL HIGHLIGHTS

Longest Win String – 7

Longest Loss String – 6

Most Points Scored – 100 vs. Warner Pacific (74) in Newberg

Fewest Points Scored – 67 vs. Western Baptist (57) in Salem

Most Points Allowed – 106 vs. Oregon Tech. in Klamath Falls

Fewest Points Allowed – 57 vs. Western Baptist in Salem

Largest Margin of Victory – 26 (100-74) vs. Warner Pacific in Newberg

Largest Margin of Defeat – 36 (106-70) vs. Oregon Tech in Klamath Falls

# 1988-89 ACCUMULATIVE STATISTICS

Player	Games	FIELD GOALS			3-PT. FIELD GOALS			FREE THROWS			REBOUNDS				PF	POINTS			TO	STL	BLK	AST	AST AVG
		SM	SA	PCT	SM	SA	PCT	SM	SA	PCT	O	D	T	AVG		TP	AVG						
Casey, Pat	29	185	371	.499	24	60	.400	126	171	.737	66	70	136	4.7	67	520	17.9	50	40	5	93	3.2	
Hagen, Jon	28	36	80	.450	2	4	.500	23	46	.500	25	27	52	1.9	38	97	3.5	20	16	5	33	1.2	
Hagen, Tim	7	1	4	.250	0	0	.000	2	2	1.000	2	3	5	0.7	3	4	0.6	1	2	0	0	0.0	
Harris, Tim	17	9	25	.360	0	0	.000	4	10	.400	13	9	22	1.3	19	22	1.3	7	5	3	7	0.4	
Jacobson, Tim	18	33	79	.418	16	43	.372	2	3	.667	10	9	19	1.1	22	84	4.7	15	6	1	13	0.7	
LaVeine, Andy	2	1	3	.333	0	0	.000	0	0	.000	1	0	1	0.5	2	2	1.0	0	0	0	0	0.0	
Milligan, Matt	21	7	17	.412	0	0	.000	8	16	.500	8	11	19	0.9	7	22	1.1	7	2	1	3	0.1	
Patoine, Chris	30	198	398	.497	6	17	.353	70	97	.722	67	99	166	5.5	73	472	15.7	61	39	20	67	2.2	
Peterson, Brent	30	73	148	.493	13	37	.351	29	47	.617	28	49	77	2.6	79	188	6.3	62	64	8	124	4.1	
Richards, Jeff	30	164	319	.514	26	62	.419	85	106	.802	57	141	198	6.6	87	439	14.6	83	68	7	160	5.3	
Ronnow, Kurt	28	130	266	.489	5	16	.313	65	88	.739	54	70	124	4.4	68	330	11.8	47	22	12	31	1.1	
Schlachter, Rich	30	109	257	.424	34	89	.382	50	69	.725	59	149	208	6.9	105	302	10.1	47	46	29	65	2.2	
Webberley, Wade	8	4	12	.333	0	1	.000	2	2	1.000	2	2	4	0.5	2	10	1.3	1	1	4	0	0.0	
White, Jim	9	2	6	.333	2	5	.400	3	11	.273	1	7	8	0.9	9	9	1.0	8	2	0	3	0.3	
TEAM REBOUNDS											100	32	132	4.4									
GEORGE FOX	30	952	1985	.480	128	334	.383	469	668	.702	493	678	1171	39.0	581	2501	83.4	409	313	95	599	19.9	
OPPONENTS	30	946	1880	.503	126	323	.390	433	624	.694	448	738	1186	39.5	600	2451	81.7	519	201	84	600	20.0	



## A LOOK AT THE PAST



The game of basketball was invented by Dr. James Naismith in 1891, and it took just seven years for it to be brought to George Fox College (then called Pacific College).

College board member and community leader T. W. Hester and others first saw the game played at the Portland YMCA. They were captivated by the new game and secured a ball, which they brought back to the College. The first exhibition game was played shortly thereafter, in the winter of 1898, and the first site was the third floor of the old Commercial Hotel on North Main Street because the College had no adequate space for the new sport.

The first gymnasium on the campus was the upper part of one wing of an old academy building (Hoover Hall), built in 1885 and torn down in the mid-1950s. A one-room wood gymnasium building was constructed in 1916 and served until 1946, when the College opened Hester Gymnasium, a concrete block structure built partly by student/faculty labor at a cost of \$40,000. The building, with a single hemlock playing floor and seating for 1,100, served through the 1976-77 season with opening of Wheeler Center.

College athletic affiliation in men's basketball over those years has gone from independent status to membership in the old Willamette Christian College Conference, the Metropolitan Conference, the Oregon Collegiate Conference, and back again to the present status as a major small college independent member of NAIA District 2 (joined in 1965). In 1973 George Fox was the district champion and has been in the district playoffs 13 of the last 17 years.

"Our greatest basketball year," according to a College publication, "The First Fifty Years" (published in 1941), "was reached in 1917 when Pacific College won the [Willamette Valley] league championship and defeated Oregon State College 34-25." There have, of course, been many significant wins, seasons, and players throughout the last 92 years. Much of that history, however, has been lost because of the lack of available information and incomplete records prior to NAIA membership in 1965. Highlights and records since that time appear on the following pages. Pre-NAIA statistics available show these marks: Bill Hopper with a 42-point game and 1,737 career points in 1954-1958, and Cub Grimm in 1952-53 season with a 21.0 points per game average, and 26 free throws in a contest with the Oregon Medical School in 1953.

## HOW IT LOOKS FOR 1989-90

George Fox College basketball coach Mark Vernon is "looking for big things" this season. Take it two ways.

The eighth-year Bruin Coach, who's had his team in the NAIA District 2 playoffs every year but his first, is looking for improvement over last year's "down" season when the Bruins went 19-12. That would make it a big year in the win column.

And, Vernon also is looking for the return of his big man, 6-11 center Dave Wilson, who led the nation in blocked shots as a freshman two seasons ago. He missed the last season because of a broken foot, an incident that largely determined the Bruin season.

But Wilson is back and Vernon says he "gives us a presence no other team in the district has – a dominate player in the middle." Wilson, as a freshman, blocked 170 shots, more than 5 a game, to lead all players in the NAIA and NCAA. He also averaged 9.5 points and 5 rebounds.

The team isn't a one-man show, however. The Bruins return the entire front line from the 19-win team, and Vernon has recruited four top guards to replace two starting seniors who graduated.

"If Wilson stays healthy and our untested guards play well, George Fox should have a solid year and approach another 20-win season and fight for the Eastern Division championship with perennial favorite College of Idaho," Vernon says. A 20-win season will be about "average" for Vernon, who is averaging 20.4 wins, 11.2 losses a season, a winning rate of .644.

Don't look for a glossy start, however. George Fox has a 30-game slate that has the Bruins "facing our toughest pre-season schedule ever," according to Vernon. He wants to use those tests against strong teams to toughen his squad for counting district play after Christmas.

Do look for scoring accuracy and a fast-paced game by the Bruins. "We have a very good shooting team," Vernon says, "the best shooting team I've ever had."

"Look for us to run where possible," Vernon says.

If there are cautions about this season, they are different from last year when Vernon said health of players was the key because of a bench that was inexperienced.

This year Vernon says George Fox has greater depth, but "we need to be aggressive and a good rebounding team to win the district; those two areas are a definite concern."

George Fox returns starters Rich Schlachter, Chris Patoine and Kurt Ronnow, all 6-5 forwards. Schlachter returns for his fourth season, averaging 10 points and 7 rebounds last year. Patoine transferred from Umpqua Community College last season and is the top returning Bruin scorer at 15.7 a game last season. With Wilson gone, Ronnow took a starting role in the adjustments, even as a freshman, averaging 11.8 points and 5 rebounds.

### EXPERIENCE CHART


**Lettermen Returning:** Jon Hagen, Tim Hagen, Tim Harris, Tim Jacobson, Matt Milligan, Chris Patoine, Kurt Ronnow, Rich Schlachter, Dave Wilson

**Newcomers:** Todd Erickson, Shane Johnson, Brian Martin, Mike Rasmussen, Tom Turcotte

**By class:** *Senior* – Chris Patoine, Rich Schlachter; *Junior* – Tim Hagen, Tim Jacobson, Brian Martin, Tom Turcotte; *Sophomore* – Jon Hagen, Tim Harris, Matt Milligan, Kurt Ronnow, Dave Wilson; *Freshman* – Todd Erickson, Shane Johnson, Mike Rasmussen



## THE BRUINS – AS INDIVIDUALS




**TODD ERICKSON**

**Freshman**  
**6-0 • 185**  
**Guard**

**Wilsonville, Ore.**  
**(West Linn)**

A player Coach Vernon calls one of the three or four best high school point guards in Oregon last year . . . will compete for back-up point guard position . . . captain and Most Inspirational both junior and senior years at West Linn . . . averaged 14 points, 7 assists, 3 steals and 4 rebounds a game as senior . . . also played football – captain and Most Valuable as senior . . . good defensive hands . . . very aggressive player . . . working on emotional control . . . good three point shooter . . . a physical education major . . . favorite food: spaghetti . . . hobbies: sports . . . most influential person in life: father . . . person most admired: mother and father . . . born: June 1, 1971, son of David and Pamela Erickson.

**MARK'S REMARKS:** *"Todd is a solid guard, good shooter and great passer, but most of all he plays excellent defense. He is a team leader capable of running the show even as a freshman."*



**JON HAGEN**


**Sophomore**  
**6-3 • 185**  
**Forward / Guard**

**Newberg, Ore.**  
**(Newberg)**

A potential starter after being named MVP of the Bruin jayvees last year and also serving as varsity seventh man . . . a greatly improved outside shooter . . . great driver to the basket . . . good offensive rebounder who needs to work on defensive rebounding . . . an intelligent player on the court, and off (3.25 GPA) . . . half of a brother combination . . . led Metro League as he captained Newberg High, averaging 21.5 points and 8 rebounds a game as a senior, named MVP . . . a liberal arts major . . . favorite food: pizza . . . hobbies: tennis, golf, eating . . . most influential person in life: parents . . . person most admired: Arnold Schwarzenegger. Born Dec. 14, 1969, son of Dennis and Janet Hagen. Name pronunciation: "Hay-gun."

**MARK'S REMARKS:** *"Jon is coming off a fine freshman year and should be a starter or sixth man. His style of play complements other players on the floor."*

Year	G	FG	%	3 Pt.	%	FT	%	Rb.	Avg.	Ast.	Pts.	Avg.
88-89	28	36/80	.450	2/4	.500	23/46	.500	52	1.9	33	97	3.5



## TIM HAGEN


**Junior**  
**6-5 • 170**  
**Forward**

**Newberg, Ore.**  
**(Newberg)**

Started on junior varsity last season, then moved up to play in seven varsity games, named Most Improved...did not play as freshman...good moves inside and good rebounder...great team player...an intelligent player on the court and off (3.85 GPA) ... also a track star, holding a 7-0 high jump best and two-time NAIA District 2 winner of the event ... half of brother combination and one of two married players on team ... a history major ... favorite food: green vegetables...hobbies: tennis, golf, gardening...most influential person in life: brother Jon ... born September 28, 1967, son of Dennis and Janet Hagen. Wife: Kelly Lang. Name pronunciation: "Hay-gun."

**MARK'S REMARKS:** *"Tim will help us coming off the bench in certain situations. He is an absolute pleasure to coach."*

Year	G	FG	%	3 Pt.	%	FT	%	Rb.	Avg.	Ast.	Pts.	Avg.
88-89	7	1/4	.250	0/0	.000	2/2	1.00	5	.7	0	4	.6



## TIM HARRIS


**Sophomore**  
**6-2 • 170**  
**Guard**

**Redmond, Ore.**  
**(Redmond)**

The player Vernon calls "the scrappiest on the team" ... named Most Inspirational for Bruin JV last year, also playing in 17 of 31 varsity contests...strong inside player at 6-2...strong driver to basket...has improved outside shooting... MVP and team captain for high school team, named Intermountain League All-Star...strong tie to Bruins: former All-American Randy Dunn is a cousin...a business major...favorite food: steak and potatoes...hobbies: tennis, golf, camping...most influential person in life: parents...person most admired: Redmond High basketball coaches... born Nov. 27, 1969, son of John Harris, Judy Harris.

**MARK'S REMARKS:** *"Tim plays all out all of the time; he has tremendous determination and hustle. He should be a strong factor for us coming off the bench and will help us win many games."*

Year	G	FG	%	3 Pt.	%	FT	%	Rb.	Avg.	Ast.	Pts.	Avg.
88-89	17	9/25	.360	0/0	.000	4/10	.400	22	1.3	7	22	1.3



## TIM JACOBSON


**Junior**  
**6-2 • 160**  
**Guard**

**Kasilof, Alaska**  
**(Soldotna)**

GFC's best three-point shooter, deadly at that range...has improved defense and strength from last year, when he missed one-third of season with broken hand...continuing to work on passing skills...in high school received Outstanding and Distinguished Athlete of the year designation for Alaska...played with touring team in Australia summer before GFC...a secondary education-social studies teaching major...favorite food: pizza...hobbies: bow hunting, bike riding and sharing Jesus Christ...most influential person in life: Northwest Basketball Camp director Fred Crowell...person most admired: mother and father. Born Aug. 17, 1968, son of Timothy and Rosann Jacobson. Nickname: "Jakes."

**MARK'S REMARKS:** "Tim will keep the defenses from sagging in on our post players. He won two or three games for us last year, coming off the bench."

Year	G	FG	%	3 Pt.	%	FT	%	Rb.	Avg.	Ast.	Pts.	Avg.
88-89	18	33/79	.418	16/43	.372	2/3	.667	19	1.1	13	84	4.7



## SHANE JOHNSON

**Freshman**  
**6-0 • 165**  
**Guard**

**Chico, Calif.**  
**(Pleasant Valley)**

The fastest guard for the Bruins...captained high school team with 13 points, 5 rebounds and 5 assists a game as a senior...good penetrator to the basket...very good athletic ability; jumps extremely well...is working on improving outside shooting...claim to fame: as senior made shot from opposite free throw line that was CNN Play of the Week...a left hander...a liberal arts major...favorite food: pizza, Mexican...hobbies: baseball card collecting, sports...most influential person in life: Sam Simmons, high school JV basketball coach...person most admired: brother, Matt, and dad...born May 28, 1971, son of Jim and Ada Johnson.  
**MARK'S REMARKS:** "Shane will help us coming off the bench. He will use this year mainly to improve; he has the talent to be a good player in our district."






## BRIAN MARTIN

**Junior**  
**6-3 • 180**  
**Guard**

**Dayton, Wash.**  
**Dayton High**  
**(Walla Walla CC)**

One of the Northwest's top community college players, named 1989 MVP of Washington State Region 3...averaged 17 points, 5 rebounds and 8.3 assists (best in Northwest community colleges) at Walla Walla, named MVP and captain... will be GFC starting point guard... was three-year MVP in high school, named to Washington Class B All-State first team... a good shooter and tremendous passer... good driver to basket... honors students with 3.53 GPA... a math education/computer information science major... favorite food: pizza... hobbies: golf, computers... persons must admired and most influential: mother, Judy Graham; father, Jack Martin... born Feb. 15, 1969.

**MARK'S REMARKS:** *"Brian is a consummate team player and the best passer I've ever coached. He will get the ball to our open player and will score when left open. I look for him to lead the district in assists."*



## MATT MILLIGAN


**Sophomore**  
**6-4 • 185**  
**Forward**

**Salem, Ore.**  
**(North Salem)**

A back-up forward who saw action in 21 games as a freshman... a player Vernon terms "an absolute pleasure to coach"... good post moves inside... plays strong defense while continuing to improve outside shooting... is coming off knee surgery in summer... an All-Valley League selection in high school as he captained his team, averaging 15.5 points a game... a business major... favorite food: Mexican and pizza... hobbies: spending time with family and friends... most influential person in life: Jesus Christ... person most admired: Steve Largent. Born Feb. 2, 1970, son of Lyle and Barbara Milligan.

**MARK'S REMARKS:** *"Matt gives his all for the team; he is a leader in practice and can help us off the bench this year."*

Year	G	FG	%	3 Pt.	%	FT	%	Rb.	Avg.	Ast.	Pts.	Avg.
88-89	21	7/17	.412	0/0	.000	8/16	.500	19	.9	3	22	1.1



## CHRIS PATOINE


**Senior**  
**6-5 • 195**  
**Forward**

**Sutherlin, Ore.**  
**(Sutherlin High)**  
**(Umpqua CC)**

GFC's top returning scorer from last season, fourth leading returning scorer in district... a starter who has all-district potential... the Bruins' best jump shooter with great shooting touch from 18-feet and in... runs floor as well as anyone in district... Oregon's 1988 community college Player of the Year, contacted by more than 300 colleges nationwide... maintains a 3.3 GPA... a business major... favorite food: Calzone... hobbies: tennis, motorcycles, pinball... most influential person in life: high school coach Willis New... person most admired: Dr. J (Julius Erving). Born Jan. 22, 1968, son of Tom and Carol Patoine. Wife, Michelle. Name pronunciation: "Puh-twahn."

**MARK'S REMARKS:** *"Chris is one of the best forwards in the district; he can score, rebound and run the floor extremely well. I look for him to be our scoring leader."*

Year	G	FG	%	3 Pt.	%	FT	%	Rb.	Avg.	Ast.	Pts.	Avg.
88-89	30	198/398	.497	6/17	.353	70/97	.722	166	5.5	67	472	15.7




## MIKE RASMUSSEN

**Freshman**  
**6-7 • 205**  
**Center**

**Wilsonville, Ore.**  
**(West Linn)**

The player to back up Dave Wilson at center... at 6-7, the second tallest Bruin... a sound low-post player... good shooting touch at 15 feet and in... good shot blocker... working on aggressiveness... two-time MVP (and captain as senior) for high school team, averaging 20 points and 10 rebounds a game... named to play in Oregon's Metro-State High School All-Star series... Tri-Rivers League all-star... a business major... favorite food: burgers and fries... hobbies: sports, watching TV, movies... most influential person in life: grandparents... person most admired: mother and father... born May 7, 1971, son of Bill and Jan Rasmussen.

**MARK'S REMARKS:** *"Mike should see plenty of action even as a freshman. He will use this year to develop and gain strength."*



## KURT RONNOW


**Sophomore**  
**6-4 • 210**  
**Forward**

**Molalla, Ore.**  
**(Molalla Union)**

The player Vernon calls the best freshman in the district last year . . . called upon to start most of last season . . . jump hook is his best weapon . . . good jumping ability . . . working on defense and improvement in upper-body strength . . . Oregon's 1988 high school tournament scoring (26) and rebounding (13) leader . . . Oregon AAA first-team selection as senior and MVP for Tri-Rivers League . . . a pre-law major . . . favorite food: pizza . . . hobbies: basketball, golf . . . most influential person in life: high school coach Rick Havercroft . . . person most admired: father . . . born Oct. 24, 1970, son of Kenneth and Myrna Ronnow. Name pronunciation: "Ron-no."

**MARK'S REMARKS:** "Kurt will start or could come off the bench; either way he will be counted on to score. He can play wing or post, which makes him difficult to defend."

Year	G	FG	%	3 Pt.	%	FT	%	Rb.	Avg.	Ast.	Pts.	Avg.
88-89	28	130/266	.489	5/16	.313	68/88	.739	124	4.4	31	330	11.8



## RICH SCHLACHTER

**Senior**  
**6-5 • 220**  
**Forward**


**Newberg, Ore.**  
**(Newberg)**

The Bruin team leader as a senior, starter and captain . . . led team in rebounds and in 3-point goals last season . . . returning to power forward role after playing in center position last year with absence of Wilson . . . a player Vernon calls one of the 2 or 3 most intelligent players he's coached . . . MVP as jayvee freshman then Most Inspirational as varsity sophomore . . . a business major . . . favorite food: Chinese . . . hobbies: golf, tennis . . . most influential person in life: high school coach Tony Wilder . . . person most admired: David Letterman. Born Oct. 10, 1968, son of Mike and Linda Schlachter . . . name pronunciation: "Schlock-ter."

**MARK'S REMARKS:** "Rich's play this year will be important to our success — as he goes, so goes our team. He needs to push himself to play to his potential."

Year	G	FG	%	3 Pt.	%	FT	%	Rb.	Avg.	Ast.	Pts.	Avg.
86-87	12	9/19	.474	0/9	.000	7/11	.636	9	.7	6	25	2.1
87-88	27	87/168	.518	21/47	.447	33/50	.667	105	3.9	59	228	8.4
88-89	30	109/257	.424	34/89	.382	50/69	.725	208	6.9	65	302	10.1
Career	69	205/444	.462	55/145	.379	90/130	.692	322	4.7	130	555	8.0






## TOM TURCOTTE

**Junior**  
**6-1 • 165**  
**Guard**

**Washougal, Wash.**  
**(Washougal High)**  
**(Highline CC)**

A third community college all-star to join the Bruins . . . named to Northwest Athletic Association of Community Colleges Region 1 first team last year . . . averaged 14 points, 4 rebounds and 4 assists last season at Highline CC, serving as captain . . . won school's all-sports top honor (same one won by Bruin Coach Vernon) . . . one of the Bruins' best outside shooters . . . hard worker who plays solid defense . . . a business major . . . favorite food: lasagna, pizza . . . hobbies: hiking, bowling . . . most influential person in life: mother, Janell Crumpacker . . . person most admired: mother and father, Jerry and Janell Crumpacker . . . born April 24, 1969, son of Jerry and Janell Crumpacker. Name pronunciation: "Ter-caught."

**MARK'S REMARKS:** *"Tom could start, but will give us good depth off the bench if he doesn't."*



## DAVID WILSON

**Sophomore**  
**6-11 • 210**  
**Center**

**Chehalis, Wash.**  
**(West High)**


One of GFC's most awaited returning players ever . . . led nation (NAIA and NCAA) in blocked shots as a freshman . . . missed last season with broken right foot, but used red-shirt year to improve strength and has developed good jump hook . . . tallest starting center in district . . . top returning district player in shooting percentage . . . three times as freshman had "triple double" in points, rebounds, blocked shots . . . great shooting touch 18 foot and in . . . work ethics similar to GFC All-Americans Kenny Stone and Randy Dunn . . . Vernon calls him the most improved player he's ever coached . . . a business major . . . favorite food: pizza, Chinese . . . hobbies: bike riding . . . most influential person in life: father . . . person most admired: Akeem Olajuwon . . . Born Sept. 18, 1969, son of Terry and Donna Wilson.

**MARK'S REMARKS:** *"Dave, through hard work, could develop into one of the finest big men ever in our district. His return gives us an imposing player on the inside. He's a great rebounder and very good scorer, but most of all, he's a great shot blocker."*

Year	G	FG	%	3 Pt.	%	FT	%	Rb.	Avg.	Ast.	Pts.	Avg.
87-88	33	122/190	.642	0/0	.000	61/88	.693	193	5.8	26	315	9.5

## COACH MARK VERNON

Mark S. Vernon is George Fox College's winningest coach ever with a 143-79 record, a winning rate of .644 percent. He has averaged more than 20 wins a year in his seven years. And, Vernon is the only GFC coach to have ever posted a winning record on the road, where he is 61-58.



His efforts have not gone unnoticed. In 1985 and 1987 he was named NAIA District 2 Basketball Coach of the Year. He was the youngest coach in the district the first time and the Bruins had just gone 27-7, the best record in GFC's history, and a record that made it Oregon's winningest college in basketball – at any level – in Oregon. In 1987 he was named National Christian College Athletic Association National Coach of the Year.

In his first season the Bruins were 15-16, in tenth place in NAIA District 2, up from 16th the year before. The next year the Bruins were 17-12 and in fifth slot. In 1984-85 the Bruins produced their 27-7 mark and were second. Four years ago GFC went 21-10, third in the district, three years ago it was a 27-6 record, second in the district. Two years ago GFC, at 17-16, was third. Last year at 19-12, the Bruins were fifth.

Vernon, 36, has his entire collegiate coaching career at George Fox, but the tie with the Bruins is longer. He came to the College in 1975 as a student and basketball player. Upon completion of his eligibility he remained with GFC as an assistant for three years (1977-78, 79-80, and 81-82).

Vernon was assistant for the Bruins while working on a master's degree in physical education at Linfield College, with work completed in 1982. Vernon teaches physical education classes in addition to his coaching.

With the departure of Sam Willard as head coach, the College began a six-week nationwide search that started with more than 70 names. In the end, the search committee found the new Bruin coach they were looking for was already on campus. Vernon was named in May 1982.

A 1977 George Fox graduate, Vernon, as a senior, was named the College's Outstanding Physical Education Major. The same year he was named George Fox's Outstanding Young Person in Teacher Education.

In the fall of 1981 Vernon joined the GFC physical education faculty as women's volleyball coach, women's tennis coach, and basketball assistant, along with teaching assignments.

As a basketball Bruin, Vernon was a guard, establishing the Bruins' all-time career high average in assists (3.9) at that time. He was named the team's Most Inspirational Player by his teammates as a senior, a year the Bruins were 20-9. During Vernon's two years in a Bruin uniform his teams were 39-17. Vernon compiles statistics that place him in the Value Point System.

Vernon also played one year at Highline Community College, Seattle, receiving both Best Defense and Hustle awards. He also played ball at West Seattle High School, where he was named Outstanding Athlete of the Year as a senior.

Vernon and his wife, Denise, were married in August 1981. Returning to school after a couple of years out for work, she completed a degree in physical education in 1985. As a Lady Bruin in volleyball she helped her team to the National Christian College Athletic Association national title, named an All-American.

## ASST. COACH STEVE GRANT

Steve Grant is in his eighth year with the Bruins, being named in 1982 to the George Fox physical education teaching faculty and to serve as men's basketball assistant and head women's volleyball coach.

Grant, 43, replaced Mark Vernon as volleyball coach when Vernon stepped up to the head basketball position. The Bruin assistant is a 1969 graduate of Biola, where as a guard for the Eagles he was named Most Valuable both his junior and senior years. He then was named assistant basketball coach for two years, also assisting in soccer.

At Western Baptist College in 1981-82, Grant coached the women's basketball team and was head men's soccer coach, guiding the Warriors to an 8-4-3 mark. Grant previously was at Salem Academy for 10 years where for nine years, until 1980, he guided the basketball Crusaders. He coached varsity baseball for five seasons, then varsity women's volleyball for five years, leading Salem Academy to the playoffs each of those years.

In his first season with the volleyball Bruins, Grant guided his squad to a 15-6 record and regional playoffs. In his second year it was 11-18. In 1984 it was 30-10 as George Fox won the National Christian College Athletic Association national championship in Chicago. Grant was named NCCAA national Coach of the Year as well as NAIA District 2 1984 Coach of the Year as his Lady Bruins finished third in district play. In 1985 the Lady Bruins were 16-18, then it was 15-16, and in 1987 the Lady Bruins, with a 33-22 record, again won the NCCAA national title. Grant was again named NCCAA Coach of the Year. In 1988 GFC finished 30-13 and was third in NAIA District 2, the Lady Bruins' highest district finish ever. This fall GFC, with a 26-18 record, finished second in the NCCAA national championships.

Grant earned a master's degree from Linfield College in 1985.

Grant and his wife, Kathleen, live in Salem. They have two children, Jeff, 17, and Bryan, 14.






## BRUIN STAFF

CRAIG TAYLOR is in his second year as George Fox College Athletic Director, but he has been associated with the Bruins for 16 years as player, coach and professor.

The AD has been coach of GFC's women's basketball teams since 1981 when he rejoined the coaching and PE staff after two years with a sporting goods retailing firm. From 1976 through 1979 Taylor was the Bruin baseball coach while also serving as assistant basketball coach.



Taylor, associate professor of physical education, coached Lady Bruin softball from 1981 to 1988, took a year hiatus last year, and resumes this spring.

Taylor, 38, came to George Fox in 1971 as a junior forward for the men's basketball team. In 1972-73 he helped the Bruins to the NAIA District 2 basketball title, the only GFC team to represent the district in the NAIA national basketball tournament in Kansas City.

Taylor graduated from George Fox in 1974, named both Outstanding Man in Teacher Education and Outstanding PE Major. He received a master of science degree in education from Linfield College in 1975. While enrolled in graduate courses he was a residence hall director at GFC, in that position for three years. Currently he is in a doctoral degree program at Oregon State University.

As softball coach he directed his teams to an 83-69 record and in 1985 he was named NAIA District 2 Coach of the Year for softball. He has coached the Lady Bruins in basketball to a 106-99 record.

Taylor is a member of the NAIA District 2's Executive Committee, serving since 1985.

At George Fox the athletic director is responsible for athletic department functions, including eligibility and compliance with GFC and NAIA regulations, budgeting, and department and sports center management.

BARRY HUBBELL has directed the George Fox Sports Information program since 1970. He joined the College staff in 1968 as Director of Information and in 1972 was named Director of College Relations, overseeing all college publicity and promotion. In 1988 he was named Assistant to the President. Currently he is chairing the College's Centennial planning committee with GFC celebrating its 100th anniversary in 1990-91. A 1964 graduate of the College, he was a correspondent for Portland and Salem newspapers and a McMinnville radio station before assuming his George Fox positions.

He is a member of the NAIA Sports Information Directors Association and the College Sports Information Directors Association. In the last nine years the organizations have awarded his publications 22 national awards, including five first places; included are those for best basketball media guides, best basketball programs, and best track media guides.

## BRUIN STAFF

MIKE WIRTA is in his 19th year as George Fox basketball statistician. Called "Biggs" by his friends, Wirta is a 1974 George Fox graduate and perhaps one of the most loyal Bruin fans. A member of the College's physical plant staff, Wirta has the upkeep of the sports center as his major responsibility. A Newberg native, he devotes many volunteer hours to compiling statistics and records for the players and teams recorded in this book.



In 1988 the College's Alumni Association named Wirta its Volunteer of the Year, just the second person to receive the designation.

STEVE CURTIS is in his third year as trainer for the basketball Bruins – and all GFC athletic teams. A 1982 GFC graduate with a degree in physical education, Curtis received a master's degree in teaching from Portland State University in 1987. He is a certified athletic trainer by the Board of Certification of the National Athletic Trainers Association.



Curtis, 30, was head trainer, a teacher and activities director at Franklin High School, Portland, prior to joining the GFC athletic staff. He is a native of Monmouth, Ore., and a graduate of Salem Academy. While student teaching at GFC he served as assistant coach for the track Bruins in the 1982-83 school year.

Curtis has a long – and successful – association with track. He was the NAIA District 2 hammer throw champion for three consecutive years, 1980-82, finishing 11th and 12th nationally in the event. He also was third in the district in the discus his senior year, when he was named the Bruin MVP.

At GFC Curtis not only is the athletic trainer for 10 sports but is instructor in physical education, teaching athletic training classes and the exercise science classes. He and his wife, Karen, have two sons, Christopher, 3, and Kendall, born in April.

SPORTS INFORMATION ASSISTANTS – Melanie Springer,  
Rob Felton

SCOREKEEPER – Don Millage

CLOCK – Bob Stewart, Quincy Fodge, Paul Johnson, Larry  
Herrick

STATISTICAL ASSISTANTS – Randy Hutchins, Tim Graham

BALL BOYS – Jason Herrick, Jamie Johnson

PEP BAND DIRECTOR – Jason Emery

## BRUIN HOSTS / HOSTESSES



*Left to right: Barnett, Sackman, Grandle, Edwards, Schuck, Ketterling.*

The College's "official greeters" to Bruin sports fans and for other special occasions, the 1989-90 Bruin Host/Hostesses, were specially chosen from those volunteering to serve. In charge of hospitality for the Coleman Wheeler Sports Center, they provide service at home games—giving information, programs, and refreshments to press members and statisticians and smiles to all.

Members are Susan Barnett, a senior sociology/social work major from Salem, Ore.; Mike Edwards, a freshman International Studies major from Post Falls, Idaho; Nathan Grandle, a senior elementary education major from Colton, Ore.; Keri Ketterling, a sophomore secondary education/counseling major from Weiser, Idaho; Michelle Sackman, a senior elementary education major from Couer d'Alene, Idaho; and Karen Schuck, a psychology major from Richland, Wash.

## BRUIN RALLY SQUAD



*Top: Crowell, Snook, Abbate; middle: Weeks, Dougherty, Bent; front: Colasuonno. Not pictured: Beasley, Song.*

Bruin basketball cheers are led by a nine-member squad selected by tryout. Members are Ruth Abbate, a freshman math education major from Strum, Wisc.; Lisa Beasley, a freshman home economics major from The Dalles, Ore.; Susan Bent, a freshman psychology major from Payette, Idaho; Ronda Colasuonno, a freshman elementary education major from The Dalles, Ore.; Laura Crowell, a sophomore telecommunications major from McMinnville, Ore.; Kevin Dougherty, a freshman communication arts major from Springfield, Ore.; Missey Snook, a sophomore elementary education major from Tillamook, Ore.; Joon Song, a sophomore business major from Tacoma, Wash. and Judi Weeks, a freshman home economics major from Newberg, Ore.



## BRUIN PEP BAND




*Back Row (left to right): Jason Emery, Lynette Hanson, Irene Rienstma, Rob Felton, Bill Williams.  
Front Row: Carrie Meyers, Andrea Robinson, Viki Fields, Eldred Brown.*

## JV COACH JEFF RICHARDS

Last season's Most Valuable Player award winner Jeff Richards is George Fox College's new junior varsity basketball coach.

For Richards, who shared the MVP award with senior Pat Casey, it means remaining on campus for a third year. The record-setting Bruin guard finished his collegiate playing eligibility last spring and now begins his coaching career while completing his academic program. He is a business major.



Richards, from Beaverton, Ore., assisted himself to Bruin records: His 160 total last year was the seventh highest season total ever; his 12 assists at Northwest Christian is the third highest game total at GFC (tying four others); and in that game he recorded GFC's fourth triple-double ever in the category of points (15), rebounds (10) and assists (12). At season end Richards, 23, was named to the NAIA District 2 East Division All-Star team.

Richards, who averaged a team-leading 5.3 assists a game last year and 14.6 points, came to the Bruins from Clackamas Community College, where he was a scholar-athlete averaging 13 points and 9.5 assists a game. His junior year at GFC he was awarded the Best Defense award, setting a school record with 11 steals in a game.

## BRUIN JUNIOR VARSITY




Left to right: Johnson, Rauch, Erickson, Rasmussen, Gard, Milligan, Harris.

Name	No.	Pos.	Ht.	Wt.	Year	Hometown
Erickson, Todd	30	G	6-0	185	Fr.	Wilsonville, Ore.
Gard, Steve	10	G	5-7	150	Fr.	Valdez, Alaska
Harris, Tim	32	G	6-2	170	So.	Redmond, Ore.
Johnson, Shane	12	G	6-0	165	Fr.	Chico, Calif.
Milligan, Matt	40	F	6-4	185	So.	Salem, Ore.
Rasmussen, Mike	44	C	6-7	205	Fr.	Wilsonville, Ore.
Rauch, Aaron	42	F	6-4	205	Fr.	Salem, Ore.

## JV SCHEDULE

Dec.	2	Clackamas Community College, 4:00 p.m.*	Newberg
	6	Mt. Hood Community College, 8:00 p.m.	Gresham
	11	Linfield College, 5:15 p.m.*	Newberg
	18	Walla Walla Community College, 7:00 p.m.	Newberg
	30	Clackamas Community College, 2:00 p.m.	Clackamas
Jan.	18	Western Baptist College, 5:15 p.m.*	Newberg
	26	Concordia College, 4:00 p.m.*	Portland
Feb.	1	Western Baptist College, 3:00 p.m.*	Salem
	3	Multnomah School of the Bible, 5:15 p.m.*	Newberg
	16	Linfield College, 5:15 p.m.	McMinnville
	20	Concordia College, 5:15 p.m.*	Newberg

\* Preliminary games to men's varsity basketball



Left to right: Jon Hagen, Asst. Coach Steve Grant, Rich Schlachter, Tim Hagen, Tim Harris, Dave Wilson, Tim Jacobson, Shane Johnson, Chris Patoine, C

<i>Name</i>	<i>No.</i>	<i>Pos.</i>	<i>Height</i>	<i>Weight</i>	<i>A</i>
JOHNSON, Shane	12	G	6-0	165	1
MARTIN, Brian	20	G	6-3	180	2
JACOBSON, Tim	21/14	G	6-2	160	2
TURCOTTE, Tom	22	G	6-1	165	2
HAGEN, Jon	24	G/F	6-3	185	1
ERICKSON, Todd	30	G	6-0	185	1
PATOINE, Chris	32	F	6-5	195	2
HARRIS, Tim	33/50	G	6-2	170	2
SCHLACHTER, Rich	34	F	6-5	220	2
RONNOW, Kurt	40	F	6-5	210	1
MILLIGAN, Matt	41/52	F	6-4	185	1
HAGEN, Tim	42	F	6-5	170	2
WILSON, Dave	44	C	6-11	210	2
RASMUSSEN, Mike	45/54	C	6-7	205	1

#### ALPHABETICAL ROSTER

Erickson, Todd (30)  
Hagen, Jon (24)  
Hagen, Tim (42)  
Harris, Tim (33/50)

Jacobson, Tim (21/14)  
Johnson, Shane (12)  
Martin, Brian (20)  
Milligan, Matt (41/52)



# 89-90 BASKETBALL ROSTER



er, Tom Turcotte, Kurt Ronnow, J. R. Adams (no longer on team),  
on, Mike Rasmussen, Todd Erickson, Matt Milligan,  
Coach Mark Vernon, Brian Martin.

Age	Year	Exp.	Hometown (High School)
18	Fr.	HS	Chico, Calif. (Pleasant Valley)
20	Jr.	2CC	Dayton, Wash. (Dayton) (Walla Walla CC)
21	Jr.	2V	Kasilof, Alaska (Soldotna)
20	Jr.	CC	Washougal, Wash. (Washougal) (Highline CC)
19	So.	1V	Newberg, Ore. (Newberg)
18	Fr.	HS	Wilsonville, Ore. (West Linn)
21	Sr.	2CC/1V	Sutherlin, Ore. (Sutherlin) (Umpqua CC)
20	So.	1V	Redmond, Ore. (Redmond)
21	Sr.	3V	Newberg, Ore. (Newberg)
19	So.	1V	Molalla, Ore. (Molalla Union)
19	So.	1V	Salem, Ore. (North Salem)
22	Jr.	1V	Newberg, Ore. (Newberg)
20	So.	1V	Chehalis, Wash. (West)
18	Fr.	HS	Wilsonville, Ore. (West Linn)

Patoine, Chris (32)  
Rasmussen, Mike (45/54)  
Ronnow, Kurt (40)  
Schlachter, Rich (34)

Turcotte, Tom (22)  
Wilson, Dave (44)

# BRUIN RECORDS

(Since Joining NAIA)

## INDIVIDUAL SINGLE GAME RECORDS

Most Points - 42	Hille van der Kooy vs. Eastern Oregon 12/5/80
Most Field Goals - 17	Rob Wunder vs. Macalester 1/6/73 Paul Cozens vs. Southern Oregon 2/19/75
Most Field Goals Att. - 31	Larry Craven vs. Southern Oregon 1/26/69
Best Field Goals Pct. - 1.000 (10-10)	J. R. Smith vs. Columbia Christian 1/29/82
Best Field Goals Pct. (with miss) - .933 (14-15)	Paul Cozens vs. Pacific 12/17/76
Most 3-Point Goals - 5	Dan Newman vs. Concordia 1/23/88 Pat Casey vs. Warner Pacific 1/5/89
Most 3-Point Attempts - 8	Dan Newman vs. Western Oregon 12/12/87 Brent Peterson vs. Westmont 12/31/87
Best 3-Point Percentage - 1.000 (5-5)	Dan Newman vs. Concordia 1/24/88 Pat Casey vs. Warner Pacific 1/5/89
Most Free Throws Made - 16	Kenny Stone (16-19) vs. College of Idaho 1/28/87
Most Free Throws Att. - 19	Kenny Stone (16-19) vs. College of Idaho 1/28/87
Best Free Throw Pct. - 1.000	Paul Cozens (12-12) vs. Warner Pacific 2/21/78
Best Free Throw Pct. (with miss) - .933	Tom Hewitt (14-15) vs. Pacific 12/18/75 Hille van der Kooy (14-15) vs. Eastern Oregon 12/5/80 Randy Dunn (14-15) vs. Linfield 1/6/84
Most Rebounds - 25	Gordy Loewen vs. Warner Pacific 2/11/71
Most Off. Reb. - 16	Gordy Loewen vs. Warner Pac. 2/11/71
Most Def. Reb. - 20	Eric Swanson vs. NNC 2/8/88
Most Assists - 14	Mike Royer vs. Eastern Oregon 1/18/82 Les Harrison vs. Oregon Tech 3/1/86
Most Turnovers - 11	Gary Chenault vs. Portland State 1/13/78
Most Steals - 11	Curtis Kimbrough vs. U.C. - San Diego 12/19/84 Jeff Richards vs. Dominican 1/2/88
Most Blocked Shots - 12	Dave Wilson vs. Concordia 2/9/88

## INDIVIDUAL SEASON RECORDS

Most Points - 692	Paul Cozens 1977-78
Best Average - 23.9	Paul Cozens 1977-78
Most Field Goals Made - 270	Paul Cozens 1977-78
Most Field Goals Att. - 500	Rob Wunder 1973-74
Best Field Goal Pct. - .642 (122-190)	Dave Wilson 1987-88
Most Consecutive Field Goals - 16	J.R. Smith 1981-82
Most 3-Points Made - 48	Dan Newman 1987-88
Most 3-Point Attempts - 96	Brent Peterson 1986-87
Best 3-Point Pct. - .500 (48/96)	Dan Newman 1987-88
Most Free Throws Made - 152	Paul Cozens 1977-78
Most Free Throws Att. - 211	Kenny Stone 1984-85
Best Free Throw Pct. - .932 (69-74)	Dan Newman 1986-87
Most Consecutive Free Throws - 56	Gary Chenault 1978-79

Most Rebounds – 422	Randy Dunn	1981-82
Most Offensive Rebounds – 138	Randy Dunn	1981-82
Most Defensive Rebounds – 287	Eric Swanson	1987-88
Best Rebound Average – 12.79	Randy Dunn	1981-82
Most Assists – 178	Mike Royer	1981-82
Best Assist Average – 6.1	Tom Hewitt	1976-77
Most Blocked Shots – 170	Dave Wilson	1987-88
Best Block Average – 5.15	Dave Wilson	1987-88
Most Turnovers – 132	Mike Royer	1981-82
Most Steals – 110	Curtis Kimbrough	1986-87
Best Steal Average – 3.48	Curtis Kimbrough	1985-86
Most Fouls – 116	Dave Mauermann	1982-83
Highest Foul Average – 3.74	Dave Mauermann	1982-83
Most Games Played – 34	6 Players tied	1984-85

## INDIVIDUAL CAREER RECORDS

Most Points – 2,187	Paul Cozens	1974-78
Best Average – 20.53	Hille van der Kooy	1979-81
Most Field Goals Made – 895	Paul Cozens	1974-78
Most Field Goals Att. – 1,620	Paul Cozens	1974-78
Best Field Goal Pct. – .572	Kenny Stone	1983-87
Most 3-Points Made – 80	Dan Newman	1986-88
Most 3-Point Attempts – 174	Brent Peterson	1985-89
Best 3-Point Percentage – .479 (80/167)		
	Dan Newman	1986-88
Most Free Throws – 455	Kenny Stone	1983-87
Most Free Throws Att. – 688	Kenny Stone	1983-87
Best Free Throw Pct. – .870	Gary Chenault	1976-79
Most Rebounds – 1,147	Paul Cozens	1974-78
Most Offensive Rebounds – 335	Randy Dunn	1981-84
Most Defensive Rebounds – 821	Paul Cozens	1974-78
Best Rebound Average – 11.6	Hille van der Kooy	1979-81
Most Assists – 520	Al Vasey	1982-86
Best Assist Average – 4.80	Les Harrison	1984-86
Most Steals – 341	Curtis Kimbrough	1983-87
Best Steal Average – 2.94	Curtis Kimbrough	1983-87
Most Games Played – 126	Kenny Stone	1983-87
Most Personal Fouls – 343	Kenny Stone	1983-87
Most Blocked Shots – 430	Kenny Stone	1983-87
Best Blocked Shots Average – 3.41	Kenny Stone	1983-87

### TEAM SINGLE GAME RECORDS

Most Points – 143 ..... vs. Northwest  
 (143-56) 1/23/87  
 Least Points – 33 ..... vs. EOSC (33-30) 2/6/81  
 Least Points Against – 30 ..... vs. Eastern Oregon  
 (33-30) 2/6/81  
 Most Points Against – 124 ..... vs. Portland State  
 (124-81) 1/13/78  
 Biggest Winning Margin – 87 ..... vs. Northwest  
 (143-56) 1/23/87  
 Biggest Losing Margin – 62 ..... vs. Lewis & Clark  
 (112-50) 1/15/70  
 Most Field Goals – 57 ..... vs. Northwest (1/23/87)  
 Most Field Goals Att. – 114 .. vs. Columbia Christian 1/8/74  
 Best Field Goal Pct. – .714 ..... vs. Columbia Christian  
 (40-56) 1/29/82  
 Worst Field Goal Pct. – .202 ... vs. Pacific (21-104) 12/10/67  
 Most 3-Point Goals – 11 ..... vs. Concordia 3/10/88  
 Most 3-Point Attempts – 22 ..... vs. Concordia 3/10/88  
 vs. Southern Oregon 12/4/87  
 vs. Westmont 12/31/87  
 Best 3-Point Percentage – .778 (7/9) . vs. St. Martins 1/6/87  
 vs. Northwest Christian 1/20/89



Most Free Throws Made - 39 ..... vs. Lewis & Clark  
(39-47) 1/8/71

Most Free Throws Att. - 50 .....  
vs. Northwest Nazarene (30-50) 2/14/70  
vs. Western Oregon (38-50) 2/15/86

Best Free Throw Pct. - 1.000 ..... vs. Warner Pacific  
(6-6) 2/12/77

Best Free Throw Pct. (with miss) - .923 .....  
vs. Northwest Nazarene (36-39) 2/9/76

Most Rebounds - 104 ..... vs. Columbia Christian 1/8/74

Most Assists - 41 ..... vs. Northwest 1/23/87

Most Turnovers - 48 ..... vs. Whitman 12/19/72

Most Personal Fouls - 39 ... vs. Northwest Nazarene 2/4/71

Most Steals - 31 ..... vs. Dominican 1/2/88

Most Blocked Shots - 16 ..... vs. Concordia 2/9/88

### TEAM SEASON RECORDS

Most Wins	27 (27-7)	1984-85
	27 (27-6)	1986-87
Best Winning Pct.	.818 (27-6)	1986-87
Most Losses	23 (3-23)	1969-70
Least Losses	6 (27-6)	1986-87
Least Wins	3 (3-23)	1969-70
Lowest Winning Pct.	.115 (3-23)	1969-70
Most Points	3172	1986-87
Least Points	1816	1968-69
Most Points Against	2698	1987-88
Least Points Against	1964	1971-72
Highest Scoring Average	96.1	1986-87
Lowest Scoring Average	66.9	1965-66
Highest Scoring Average Against	89.0	1969-70
Lowest Scoring Average Against	66.6	1965-66
Highest Scoring Margin	20.4	1986-87
Most Field Goals Made	1258	1986-87
Most Field Goals Att.	2263	1986-87
Best Field Goal Pct.	.556	1986-87
Most 3-Point Goals	169	1987-88
Most 3-Point Att.	406	1987-88
Best 3-Point Pct.	.416	1987-88
Most Free Throws Made	642	1984-85
Most Free Throws Att.	874	1984-85
Best Free Throw Pct.	.775	1983-84
Most Rebounds	1406	1973-74
Best Rebound Average	46.80	1973-74
Best Rebound Margin	6.3	1981-82
Most Assists	834	1986-87
Best Assist Average	25.27	1986-87
Most Blocked Shots	251	1987-88
Best Blocked Shots Average	7.61	1987-88
Most Turnovers	596	1985-86
Most Steals	483	1986-87
Best Steal Average	14.64	1986-87
Most Personal Fouls	704	1984-85
Longest Winning String	15 (games 8 thru 22)	1986-87
Longest Loss String	18 (games 8 thru 25)	1969-70

## BRUIN TOP TEN

(NAIA Competition)

### CAREER SCORING

Name	Years Played	Games	Total	Average
Paul Cozens	1974-78	113	2187	19.35
Dan Newman	1980-82;			
	1986-88	120	2113	17.61
Kenny Stone	1983-87	126	2050	16.27
Randy Dunn	1981-84	88	1744	19.82
Mike Royer	1978-82	114	1367	12.00
Dave Adrian	1975-78;			
	1979-80	103	1307	12.69
Gordy Loewen	1968-72	100	1300	13.00
Gary Chenault	1976-79	86	1187	13.80
Hille van der Kooy	1979-81	57	1170	20.52
Sammy Ibarra	1970-73	84	1140	13.57

### CAREER REBOUNDING

Paul Cozens	1974-78	113	1147	10.15
Kenny Stone	1983-87	126	1116	8.86
Dave Alteneder	1965-69	104	1013	9.74
Randy Dunn	1981-84	88	994	11.30
Gordy Loewen	1968-72	100	968	9.68
Curtis Kimbrough	1983-87	116	797	6.87
Ray Willis	1972-75	91	771	8.47
Gary Blackmar	1965-68	76	740	9.74
Hille van der Kooy	1979-81	57	660	11.58
Eric Swanson	1986-88	66	649	9.83

### CAREER ASSISTS

Al Vasey	1982-86	118	520	4.41
Mike Royer	1978-82	114	509	4.46
Curtis Kimbrough	1983-87	116	501	4.32
Phil Barnhart	1977-81	113	428	3.79
Tom Hewitt	1973-77	111	404	3.64
Dave Adrian	1975-78;			
	1979-80	103	376	3.65
Brent Peterson	1985-89	116	462	3.98
Eddie Fields	1970-73	83	325	3.92
Kenny Stone	1984-87	126	316	2.51
Ray Willis	1972-75	91	304	3.34

### CAREER FIELD GOAL ACCURACY

(Minimum two years)

Eric Swanson	1986-88	431/736	.586
Kenny Stone	1983-87	794/1388	.572
Toby Long	1985-87	346/607	.570
liley Thompson	1982-84	188/336	.560
Paul Cozens	1974-78	895/1620	.552
Randy Dunn	1981-84	697/1265	.551
Mike Redmond	1985-87	250/455	.549
Dave Mauermann	1981-83	245/447	.548
Eric Smith	1980-82	122/224	.545
Brent Peterson	1985-89	372/697	.534
Dave Wilson*	1987-88	122/190	.647

(Player to watch)

\* Current team member

## CAREER FREE THROW ACCURACY

(Minimum two years)

Gary Chenault	1976-79	195/224	.870
Dave Morgan	1970-72	84/98	.857
Paul Cozens	1974-78	397/470	.845
Al Vasey	1982-86	126/151	.834
Eric Lautenbach	1984-88	146/177	.825
Dan Newman	1980-82;		
	1986-88	380/462	.822
Jim McNelly	1965-67	82/100	.820
Randy Dunn	1981-84	350/441	.794
Larry Jury	1983-84	231/299	.773
Greg Bolt	1983-85	146/189	.772

## CAREER STEALS

<i>Name</i>	<i>Years Played</i>	<i>Games</i>	<i>Total</i>	<i>Average</i>
Curtis Kimbrough	1983-87	116	341	2.94
Kenny Stone	1983-87	126	252	2.00
Brent Peterson	1985-89	116	214	1.84
Les Harrison	1984-86	61	178	2.92
Gary Chenault	1976-79	86	161	1.87

## CAREER BLOCKS

Kenny Stone	1983-87	126	430	3.41
Dave Wilson*	1987-88	33	170	5.15
Hille van der Kooy	1979-81	57	121	2.12
Curtis Kimbrough	1983-87	116	74	0.63
Mike Brewer	1979-81	58	67	1.16

## SEASON SCORING

<i>Name</i>	<i>Year</i>	<i>Total</i>
Paul Cozens .....	1977-78	692
Eric Swanson .....	1987-88	654
Randy Dunn .....	1982-83	614
Hille van der Kooy .....	1979-80	598
Kenny Stone .....	1985-86	592
Dan Newman .....	1987-88	591
Randy Dunn .....	1981-82	581
Kenny Stone .....	1986-87	576
Hille van der Kooy .....	1980-81	572
Rob Wunder .....	1973-74	567

## SEASON REBOUNDING

Randy Dunn .....	1981-82	422
Eric Swanson .....	1987-88	397
Paul Cozens .....	1977-78	370
Randy Dunn .....	1982-83	343
Hille van der Kooy .....	1979-80	333
Hille van der Kooy .....	1980-81	327
Kenny Stone .....	1985-86	318
Kenny Stone .....	1986-87	309
Paul Cozens .....	1976-77	305
Dave Alteneder .....	1965-66	297

## SEASON ASSISTS

Mike Royer .....	1981-82	178
Tom Hewitt .....	1976-77	177
Phil Barnhart .....	1979-80	172
Al Vasey .....	1983-84	172
Jeff Bieker .....	1981-82	168
Curtis Kimbrough .....	1985-86	163
Jeff Richards .....	1988-89	160



Curtis Kimbrough	1986-87	156
Brent Peterson	1986-87	156
Mark Vernon	1976-77	155

### SEASON SCORING AVERAGE

Paul Cozens	1977-78	23.9
Randy Dunn	1982-83	21.2
Randy Dunn	1983-84	21.1
Dan Newman	1987-88	21.1
Hille van der Kooy	1979-80	20.6
Hille van der Kooy	1980-81	20.4
Tim Hardie	1976-77	20.1
Eric Swanson	1987-88	19.8
Kenny Stone	1985-86	19.7
Paul Cozens	1975-76	19.6

### SEASON REBOUNDING AVERAGE

Randy Dunn	1981-82	12.79
Paul Cozens	1977-78	12.75
Tom Ackerman	1968-69	12.73
Eric Swanson	1987-88	12.03
Randy Dunn	1982-83	11.83
Gary Blackmar	1966-67	11.80
Hille van der Kooy	1980-81	11.70
Hille van der Kooy	1979-80	11.50
Dave Alteneder	1967-68	10.80
Dave Alteneder	1965-66	10.60
Kenny Stone	1985-86	10.60

### SEASON STEALS

<i>Name</i>	<i>Years Played</i>	<i>Games</i>	<i>Total</i>	<i>Average</i>
Curtis Kimbrough	1986-87	33	110	3.33
Curtis Kimbrough	1985-86	31	108	3.48
Curtis Kimbrough	1984-85	34	104	3.06
Les Harrison	1984-85	34	90	2.65
Les Harrison	1985-86	27	88	3.26

### SEASON BLOCKS

Dave Wilson	1987-88	33	170	5.15
Kenny Stone	1984-85	34	123	3.62
Kenny Stone	1986-87	33	122	3.70
Kenny Stone	1985-86	30	112	3.73
Kenny Stone	1983-84	29	73	2.52

### GAME SCORING

Hille van der Kooy	12/5/80 (Eastern Oregon)	42
Paul Cozens	1/21/78 (Warner Pacific)	38
Hille van der Kooy	2/21/81 (Warner Pacific)	38
Paul Cozens	2/19/75 (Southern Oregon)	37
Tom Hewitt	1/25/77 (Alaska - Anchorage)	36
Eric Swanson	2/27/88 (Eastern Oregon)	36
Paul Cozens	12/30/75 (Linfield)	35
Paul Cozens	2/11/78 (College of Idaho)	34
Hille van der Kooy	2/5/80 (Lewis & Clark)	34
Tim Hardie	12/8/76 (Linfield)	34
Rob Wunder	1/6/73 (Macalester)	34
Gordy Loewen	3/1/69 (Eastern Oregon)	34
Randy Dunn	2/19/83 (Seattle Pacific)	34
Randy Dunn	1/6/84 (Linfield)	34
Kenny Stone	11/25/85 (U. Puget Sound)	34

### GAME REBOUNDING

Gordy Loewen	2/11/71 (Warner Pacific)	25
Hille van der Kooy	12/5/80 (Eastern Oregon)	23
Randy Dunn	2/18/84 (NW Nazarene)	23
Eric Swanson	2/5/88 Northwest Nazarene)	23
Gordy Loewen	2/22/69 (Southern Oregon)	22
Kenny Stone	1/24/87 (Eastern Oregon)	21
Hille van der Kooy	12/14/79 (Linfield)	20
Paul Cozens	12/3/76 (Lewis & Clark)	20
Gordy Loewen	12/13/71 (Alaska - Methodist)	20
Gordy Loewen	12/5/70 (Eastern Oregon)	20
Gordy Loewen	1/3/71 (Alaska Methodist)	20
Gordy Loewen	1/4/71 (Alaska Methodist)	20
Dave Alteneder	2/5/66 (Oregon Tech)	20

### GAME ASSISTS

Mike Royer	1/18/82 (Eastern Oregon)	14
Les Harrison	3/1/86 (Warner Pacific)	14
Tom Hewitt	2/7/76 (Lewis & Clark)	13
Jeff Bieker	2/19/82 (College of Idaho)	13
Mark Vernon	12/8/76 (Linfield)	12
Mike Royer	2/21/81 (Warner Pacific)	12
Curtis Kimbrough	1/12/87 (Warner Pacific)	12
Brent Peterson	1/9/87 (Columbia Christian)	12
Jeff Richards	1/14/89 (Northwest Christian)	12

### GAME STEALS

Curtis Kimbrough	12/19/84 (U.C.-San Diego)	11
Jeff Richards	1/2/88 (Dominican)	11
Toby Long	1/23/87 (Northwest)	9
Curtis Kimbrough	12/14/85 (Concordia)	8
Les Harrison	1/11/86 (Columbia Christian)	8

### GAME BLOCKS

Dave Wilson*	2/9/88 (Concordia)	12
Dave Wilson*	3/10/88 (Concordia)	11
Dave Wilson*	1/2/88 (Dominican)	11
Dave Wilson*	12/2/87 (Willamette)	10
Dave Wilson*	2/5/88 (Northwest Nazarene)	9

\* Current Team Member

### GAME TRIPLE DOUBLES

Name	Game	Points	Rebounds	Assists	Blocks
Dave Adrian	2/11/78 (College of Idaho)	10	10	10	
Kenny Stone	1/17/87 (Northwest Nazarene)	21	11	10	
Curtis Kimbrough	1/23/87 (Northwest College)	12	10	10	
Dave Wilson*	1/2/88 (Dominican)	14	11		11
Dave Wilson*	2/9/88 (Concordia)	20	10		12
Dave Wilson*	3/10/88 (Concordia)	18	11		11
Jeff Richards	1/14/89 (NW Christian)	15	10	12	

\* Current Team Member

## YEAR-BY-YEAR LEADERS

### SCORING

Year	Name	Total	Games	Average
1965-66	Gary Blackmar	303	28	10.82
1966-67	Gary Blackmar	410	26	15.77
1967-68	Gary Blackmar	321	23	13.95
1968-69	Gordy Loewen	437	26	16.81
1969-70	Gordy Loewen	368	22	16.72
1970-71	Sammy Ibarra	408	28	14.57
1971-72	Gary Berg	378	25	15.12
1972-73	Sammy Ibarra	442	31	14.26
1973-74	Rob Wunder	567	30	18.90
1974-75	Paul Cozens	441	28	15.57
1975-76	Paul Cozens	530	27	19.62
1976-77	Tim Hardie	562	28	20.07
1977-78	Paul Cozens	692	29	23.86
1978-79	Gary Chenault	491	29	16.90
1979-80	Hille van der Kooy	598	29	20.60
1980-81	Hille van der Kooy	572	28	20.43
1981-82	Randy Dunn	581	33	17.61
1982-83	Randy Dunn	614	29	21.17
1983-84	Randy Dunn	541	25	21.64
1984-85	Kenny Stone	586	34	17.24
1985-86	Kenny Stone	592	30	19.73
1986-87	Kenny Stone	576	33	17.45
1987-88	Dan Newman	591	28	21.12
1988-89	Pat Casey	520	29	17.93

### REBOUNDING

1965-66	Dave Alteneder	297	28	10.61
1966-67	Gary Blackmar	295	25	11.80
1967-68	Dave Alteneder	282	26	10.84
1968-69	Tom Ackerman	242	19	12.73
1969-70	Gordy Loewen	231	22	10.50
1970-71	Gordy Loewen	275	28	9.82
1971-72	Gordy Loewen	240	25	9.60
1972-73	Rob Wunder	265	31	8.55
1973-74	Ray Willis	289	30	9.63
1974-75	Ray Willis	277	30	9.23
1975-76	Paul Cozens	280	27	10.37
1976-77	Paul Cozens	305	29	10.51
1977-78	Paul Cozens	370	29	12.75
1978-79	Mike Peregrin	184	29	6.34
1979-80	Hille van der Kooy	333	29	11.50
1980-81	Hille van der Kooy	327	28	11.69
1981-82	Randy Dunn	422	33	12.79
1982-83	Randy Dunn	343	29	11.83
1983-84	Randy Dunn	226	25	9.04
1984-85	Kenny Stone	285	34	8.38
1985-86	Kenny Stone	318	30	10.60
1986-87	Kenny Stone	309	33	9.36
1987-88	Eric Swanson	397	33	12.03
1988-89	Rich Schlachter	208	30	6.93

### ASSISTS

1965-70	No record			
1970-71	Ed Fields	120	27	4.44
1971-72	Ed Fields	71	25	2.84
1972-73	Ed Fields	103	31	3.32
1973-74	Ray Willis	122	30	4.06
1974-75	Ray Willis	128	30	4.26
1975-76	Tom Hewitt	138	27	5.11
1976-77	Tom Hewitt	177	29	6.10
1977-78	Dave Adrian	114	29	3.93



1978-79	Tim Adrian	96	29	3.31
1979-80	Phil Barnhart	172	30	5.92
1980-81	Mike Royer	136	28	4.86
1981-82	Mike Royer	178	33	5.39
1982-83	Al Vasey	135	31	4.35
1983-84	Al Vasey	167	28	5.96
1984-85	Les Harrison	154	34	4.53
1985-86	Curtis Kimbrough	163	31	5.26
1986-87	Curtis Kimbrough	156	33	4.73
	Brent Peterson	156	33	4.73
1987-88	Dan Newman	149	28	5.32
1988-89	Jeff Richards	160	30	5.33

## MOST VALUABLE PLAYERS

1968-69	Gordy Loewen	1980-81	Hille van der Kooy
1969-70	Gordy Loewen	1981-82	Randy Dunn
1970-71	Gordy Loewen	1982-83	Randy Dunn
1971-72	Gary Berg	1983-84	Randy Dunn
1972-73	Rob Wunder	1984-85	Kenny Stone
1973-74	Rob Wunder	1985-86	Kenny Stone
1974-75	Ray Willis	1986-87	Kenny Stone
1975-76	Paul Cozens	1987-88	Eric Swanson
1976-77	Paul Cozens		Dan Newman
1977-78	Paul Cozens	1988-89	Pat Casey
1978-79	Gary Chenault		Jeff Richards
1979-80	Hille van der Kooy		
	Jeff Loe		

## VALUE POINT SYSTEM

The Value Point System measures a player's overall effectiveness. It is computed by adding the points scored, plus rebounds, plus twice the number of assists, plus twice the number of steals. That figure is divided by the number received from adding twice the number of missed field goals, plus foul shots missed, plus twice the number of turnovers, plus twice the number of fouls.

### CAREER

Paul Cozens	1974-78	1.75
Eric Swanson	1986-88	1.67
Mark Vernon	1975-77	1.63
Randy Dunn	1981-83	1.62
Al Vasey	1982-86	1.60
Curtis Kimbrough	1983-87	1.55
Ed Fields	1970-73	1.50
Brent Peterson	1985-88	1.48
Kenny Stone	1983-87	1.42
Tim Hardie	1975-77	1.38

### SEASON

Paul Cozens	1977-78	1.95
Curtis Kimbrough	1986-87	1.92
Al Vasey	1984-85	1.81
Eric Swanson	1987-88	1.78
Mark Vernon	1976-77	1.77
Paul Cozens	1976-77	1.76
Al Vasey	1983-84	1.76
Randy Dunn	1982-83	1.69
Brent Peterson	1986-87	1.67
Ed Fields	1970-71	1.66

## HONORED BRUINS

Gordy Loewen	NAIA Dist. 2 All-Star	1968-69; 69-70; 70-71
David Morgan	NAIA Dist. 2 Honorable Mention	1970-71
Sammy Ibarra	NAIA Dist. 2 Second Team	1972-73
Craig Taylor	NAIA Dist. 2 Honorable Mention	1972-73
Rob Wunder	NAIA Dist. 2 Honorable Mention	1972-73
	NAIA Dist. 2 First Team	1973-74
	All-Northwest First Team	1973-74
	UPI West Coast Honorable Mention	1973-74
Ray Willis	NAIA Dist. 2 Honorable Mention	1973-74; 74-75
Bob Wright	NAIA Dist. 2 Honorable Mention	1973-74
Tim Hardie	NAIA Dist. 2 All-Star	1976-77
Paul Cozens	NAIA Dist. 2 First Team	1974-75; 75-76; 76-77; 77-78
	All-Northwest First Team	1975-76; 77-78
	All-Northwest Second Team	1976-77
	NAIA All-American Third Team	1976-77
	NAIA All-American Second Team	1977-78
	First GFC player to have jersey retired	1977-78
	UPI West Coast Honorable Mention	1977-78
	NBA Ninth Round Draft Choice	
	(Portland Trail Blazers)	1978
Gary Chenault	NAIA Dist. 2 Second Team	1978-79
	All-Northwest Honorable Mention	1978-79
Jeff Loe	NAIA Dist. 2 Honorable Mention	1979-80
Hille van	NAIA Dist. 2 First Team	1979-80
der Kooy	NAIA Dist. 2 First Team	1980-81
Mike Royer	NAIA Dist. 2 Honorable Mention	1981-82
Randy Dunn	NAIA Dist. 2 First Team	1981-82; 82-83; 83-84
	All-Northwest First Team	1983-84
	All-Northwest Second Team	1981-82; 82-83
	NAIA All-American	
	Honorable Mention	1982-83; 83-84
	NCCAA Region 7 Most Valuable	1982-83; 83-84
	NCCAA All-American	1983-84
	NAIA Dist. 2 Basketball Player of the Year	1983-84
	NAIA Dist. 2 Athlete of the Year	1983-84
	Second GFC player to have jersey retired	1983-84
	Tenth Round NBA Draft Choice	
	(Portland Trail Blazers)	1984
Larry Jury	NAIA District 2 First Team	1984-85
	NCCAA Region 8 First Team	1984-85
Curtis	NAIA District 2 Honorable Mention	
Kimbrough		1984-85; 85-86; 86-87
Toby Long	NAIA District 2 Honorable Mention	
		1985-86; 86-87
	All-Northwest Honorable Mention	
		1985-86; 86-87
	NAIA National Academic All-American	
		1986-87
Kenny Stone	NAIA All-American Third Team	
		1985-86; 86-87
	NAIA District 2 Basketball Player of the Year	
		1985-86; 86-87
	NAIA District 2 First Team	1984-85
	All-Northwest Top Player	1985-86
	All-Northwest First Team	1986-87
	All-Northwest Second Team	1984-85

	NCCAA National All-American	1984-85; 85-86; 86-87
	NCCAA Region 8 Player of the Year	1984-85; 85-86; 86-87
	Seventh Round NBA Draft Choice (Portland Trail Blazers)	1986-87
Dan Newman	NAIA District 2 First Team	1981-82; 86-87; 87-88
	All Northwest Third Team	1986-87; 87-88
	NCCAA Region 8 First Team	1986-87; 87-88
Eric Swanson	NAIA District 2 First Team	1987-88
	NCCAA Region 8 First Team	1987-88
	All-Northwest Honorable Mention	1987-88
Pat Casey	NAIA District 2 First Team	1988-89

## MILLER GYM RECORDS

### INDIVIDUAL

Most Points - 42	Hille van der Kooy (GFC) vs. Eastern Oregon 12/5/80
Most Field Goals - 20	Mark Wickman (Linfield) vs. GFC 1/2/78
Most Field Goals Att. - 29	Vinne Forks (SOSC) vs. Concordia 12/21/79
Best Field Goal Pct. - 1.000 (10-10)	J. R. Smith (GFC) vs. Columbia Christian 1/29/82
Most Free Throws - 16	Kenny Stone (GFC) vs. College of Idaho 11/28/87
Most Free Throws Att. - 19	Kenny Stone (GFC) vs. College of Idaho 11/28/87
Best Free Throw Pct. - 1.000 (12-12)	Paul Cozens (GFC) vs. Warner Pacific 1/21/78
Most Rebounds - 23	Hille van der Kooy (GFC) vs. Eastern Oregon 12/5/80 Eric Swanson (GFC) vs. Northwest Nazarene 2/5/88
Most Assists - 13	Jeff Bieker (GFC) vs. College of Idaho 2/19/82
Most Steals - 9	Jeff Rust (Western Baptist) vs. Warner Pacific 3/5/82 Toby Long (GFC) vs. Northwest 1/23/87
Most Blocks - 11	Dave Wilson (GFC) vs. Concordia 3/10/88

### TEAM

Most Points - 143	GFC (vs. Northwest) 1/23/87
Most Field Goals - 57	GFC (vs. Northwest) 1/23/87
Most Field Goals Att. - 93	Northwest Nazarene (vs. Warner Pacific) 12/2/77
Best Field Goal Pct. - .714 (40-56)	GFC (vs. Columbia Christian) 1/29/82
Most Free Throws - 42	Concordia (vs. SOSC) 12/21/79
Most Free Throws Att. - 52	Concordia (vs. Warner Pacific) 12/6/81
Best Free Throw Pct. - 1.000 (13-13)	Judson Baptist (vs. Concordia) 3/5/82
Most Rebounds - 63	Northwest Nazarene (vs. Warner Pacific) 12/2/77 GFC (vs. Linfield) 12/14/79
Most Assists - 41	GFC (vs. Northwest) 1/23/87
Most Steals - 28	GFC (vs. Northwest) 1/23/87
Most Blocks - 15	GFC (vs. Willamette) 12/2/88



## COACHES' RECORDS

Season	Coach	Win / Loss	Percentage
1965-66	Terry Haskell	9-19	.321
1966-67	Terry Haskell	7-18	.240
1967-68	Terry Haskell	6-20	.231
1968-69	Dave Berg	4-22	.154
1969-70	Dave Berg	3-23	.115
1970-71	Lorin Miller	15-13	.533
1971-72	Lorin Miller	13-12	.520
1972-73	Lorin Miller	16-15	.516
1973-74	Lorin Miller	19-11	.633
1974-75	Lorin Miller	17-13	.567
1975-76	Lorin Miller	19-8	.704
1976-77	Sam Willard	20-9	.690
1977-78	Sam Willard	15-14	.517
1978-79	Sam Willard	9-20	.310
1979-80	Sam Willard	18-12	.600
1980-81	Sam Willard	15-13	.536
1981-82	Sam Willard	12-21	.364
1982-83	Mark Vernon	15-16	.484
1983-84	Mark Vernon	17-12	.586
1984-85	Mark Vernon	27-7	.794
1985-86	Mark Vernon	21-10	.677
1986-87	Mark Vernon	27-6	.818
1987-88	Mark Vernon	17-16	.515
1988-89	Mark Vernon	19-12	.613
		<hr/> 360-342	<hr/> .513

## CAREER RECORDS

Coach	Seasons	Years	Win / Loss	Percentage
Terry Haskell	3	1965-68	22-57	.278
Dave Berg	2	1968-70	7-45	.129
Lorin Miller	6	1970-76	99-72	.579
Sam Willard	6	1976-82	89-89	.500
Mark Vernon	7	1982-89	143-79	.644



Lorin Miller (top left)  
Sam Willard (top right)  
Mark Vernon (right)



# BRUIN SEASON SCORES

• = Away Game

GFC Opponent

## 1965-66

59	Lewis and Clark •	100
88	Eastern Oregon •	103
55	Oregon College of Ed. •	67
84	Alaska Methodist •	87
82	Alaska Methodist •	78
55	Alaska - Fairbanks •	73
58	Alaska - Fairbanks •	68
60	Alaska - Fairbanks •	87
65	Oregon Tech	69
69	Oregon Tech	90
79	Warner Pacific •	68
93	Warner Pacific	67
76	Oregon College of Ed.	84
66	Southern Oregon •	89*
62	Southern Oregon •	75*
87	Oregon College of Ed •	101
63	Eastern Oregon	68
51	Eastern Oregon	60
77	Oregon Tech •	69
57	Oregon Tech •	50
49	Cascade	66
53	Cascade •	79
62	Oregon College of Ed.	66
72	Southern Oregon	67
56	Southern Oregon	55
63	Oregon College of Ed. •	79
59	Eastern Oregon •	97
75	Eastern Oregon •	79

H: 3-7 •A: 6-12

SEASON: 9-19

\* Won by forfeit

## 1966-67

64	Pacific University •	65
63	Southern Oregon •	68
58	Oregon College of Ed. •	85
91	Alaska Methodist	68
98	Alaska Methodist	75
76	Oregon Tech •	88
74	Oregon Tech •	81
79	Warner Pacific	68
91	Warner Pacific •	88
70	Oregon College of Ed •	109
86	Southern Oregon	90
70	Southern Oregon	68
50	Oregon College of Ed.	70
73	Eastern Oregon •	96
69	Eastern Oregon •	89
47	Oregon Tech	82
74	Oregon Tech	61
67	Cascade •	66
69	Cascade	75
75	Oregon College of Ed •	107
63	Southern Oregon •	94
81	Southern Oregon •	113
64	Oregon College of Ed.	79
92	Eastern Oregon	112
100	Eastern Oregon	112

H: 5-7 •A: 2-11

SEASON: 7-18

## 1967-68

73	Willamette University •	123
60	Lewis and Clark •	90
83	Eastern Oregon •	90
106	Alaska Methodist	75
76	Pacific University •	104
59	Pacific University	83
63	Oregon Tech	85
72	Oregon Tech	68
68	Oregon College of Ed.	73
84	Mt. Angel •	59

GFC Opponent

74	Mt. Angel	54
67	Southern Oregon •	102
66	Southern Oregon •	106
74	Oregon College of Ed •	82
69	Eastern Oregon •	72
73	Eastern Oregon •	96
65	Oregon Tech •	80
80	Oregon Tech •	55
73	Oregon College of Ed.	93
76	Cascade	67
71	Cascade •	73
64	Southern Oregon	87
88	Southern Oregon	92
74	Oregon College of Ed •	104
66	Eastern Oregon	82
68	Eastern Oregon	80

H: 4-8 •A: 2-12

SEASON: 6-20

## 1968-69

61	Pacific University •	84
72	Oregon College of Ed •	101
55	Oregon Tech •	82
62	Pacific University	56
59	Pacific University •	82
61	Alaska Methodist •	76
85	Alaska Methodist •	88
83	Alaska Methodist •	73
91	Oregon Tech •	86
94	Oregon Tech •	104
72	Oregon College of Ed •	118
54	Northwest Nazarene •	82
69	Northwest Nazarene •	77
83	Southern Oregon •	111
97	Southern Oregon •	101
63	Eastern Oregon •	88
89	Eastern Oregon •	84
72	Oregon College of Ed.	76
72	Oregon Tech	101
66	Oregon Tech	88
80	Oregon College of Ed •	100
55	Southern Oregon	57
64	Southern Oregon	94
71	Oregon College of Ed.	79
69	Eastern Oregon	83
78	Eastern Oregon	92

H: 1-8 •A: 3-14

SEASON: 4-22

## 1969-70

53	Willamette University •	72
83	Oregon Tech •	89
74	College of Idaho •	100
85	Alaska Methodist	95
92	Warner Pacific •	90
69	Pacific University	72
95	Oregon Tech	84
65	Oregon Tech	95
90	Oregon College of Ed •	104
50	Lewis and Clark •	112
68	Southern Oregon •	86
52	Southern Oregon •	68
52	Oregon College of Ed.	66
80	Eastern Oregon	98
57	Eastern Oregon	89
71	Oregon College of Ed. •	87
75	Oregon Tech •	86
60	Oregon Tech •	95
81	Pacific University •	91
66	Northwest Nazarene	88
58	Northwest Nazarene	72
83	Oregon College of Ed.	119
67	Southern Oregon	94

GFC	Opponent
71 Southern Oregon	90
76 Eastern Oregon •	98
81 Eastern Oregon •	75
H: 1-11 •A: 2-12	
SEASON: 3-23	

### 1970-71

68 Lewis and Clark •	83
60 Willamette University •	85
66 Eastern Oregon •	64
69 Pacific University •	83
81 Montana Tech	59
76 LaVerne	74
59 Fresno Pacific •	65
65 Fresno Pacific •	84
82 Alaska Methodist •	74
72 Alaska Methodist •	63
94 Alaska Methodist •	67
95 Lewis and Clark	85
82 Victoria	60
73 Victoria	67
80 Western Baptist •	100
102 Oregon Tech	67
91 Oregon Tech	71
94 Oregon College of Ed.	72
63 Claremont	67
66 Northwest Nazarene •	81
78 Warner Pacific •	67
71 Warner Pacific	77
82 Northwest	44
81 Western Baptist	71
65 Oregon College of Ed. •	83
76 Northwest Nazarene	82
65 Northwest Nazarene	78
NAIA District 2 Playoffs:	
69 Willamette University •	103
H: 10-4 •A: 5-9	
SEASON: 15-13	

### 1971-72

74 Whitman •	70
88 Whitman •	85
78 Western Baptist	58
93 Alaska Methodist	84
86 Alaska Methodist	60
70 Eastern Oregon	75
75 Azusa Pacific	81
53 Simon Fraser •	60
70 Alaska Methodist •	69
84 Linfield	80
87 Linfield •	110
77 Western Montana	84
77 Western Montana	98
83 Oregon Tech •	114
87 Southern Oregon •	92
80 Lewis-Clark St.	72
82 Warner Pacific •	77
91 Eastern Oregon •	83
66 Lewis-Clark St. •	76
76 Northwest Nazarene •	95
92 Western Baptist •	61
63 Warner Pacific	70
88 Great Falls	80
72 Northwest Nazarene	61
NAIA District 2 Playoffs:	
60 Willamette University •	69
H: 7-5 •A: 6-7	
SEASON: 13-12	

### 1972-73

74 Linfield •	73
79 Lewis and Clark •	73
74 Willamette University •	77
84 Pacific University	94
86 Pacific University •	91
55 Willamette University	54
45 Willamette University •	68

GFC	Opponent
82 Eastern Oregon	71
68 Linfield	76
66 Linfield •	77
60 Whitman	64
80 Whitman	60
77 Pasadena •	85
67 Southern California •	68
81 Macalester •	90
60 Victoria •	62
65 Victoria •	54
51 Western Baptist	43
63 Oregon Tech	61
65 Southern Oregon	68
74 Eastern Oregon •	96
72 Lewis-Clark St.	52
78 Western Baptist •	63
84 Northwest Nazarene	72
67 Warner Pacific •	58
62 Lewis-Clark St. •	57
60 Northwest Nazarene •	73
74 Warner Pacific	63
NAIA District 2 Playoffs:	
95 Linfield •	88
68 Pacific University •	67
NAIA Nationals:	
62 Defiance, Ohio •	82
H: 8-4 •A: 8-11	
SEASON: 16-15	

### 1973-74

49 Willamette University •	43
63 Lewis and Clark •	80
55 Pacific University •	57
88 Columbia Christian	58
81 Willamette University	59
63 Willamette University •	64
88 Linfield •	86
67 Pacific University •	69
71 Eastern Oregon	64
72 Southern Oregon	53
91 Linfield	94
81 Pacific University	57
65 Puget Sound •	81
109 Columbia Christian	45
67 Warner Pacific •	72
66 Southern Oregon •	69
78 Oregon Tech •	90
88 Lewis-Clark St.	81
73 Northwest Nazarene •	63
95 Eastern Oregon •	94
72 Alaska - Fairbanks	69
91 Western Baptist •	67
70 Lewis-Clark St. •	67
63 Whitworth •	62
107 Warner Pacific	71
66 Whitworth	68
90 Northwest Nazarene	74
84 Western Baptist	71
NAIA District 2 Playoffs:	
92 Pacific University •	72
54 Oregon Tech •	55
H: 10-2 •A: 9-9	
SEASON: 19-11	

### 1974-75

95 Linfield •	65
71 Oregon College of Ed. •	74
70 Lewis and Clark •	75
92 Linfield •	79
106 Eastern Oregon	76
95 Willamette University	68
63 Whitworth	62
91 Linfield	63
89 Pacific University	70
93 Western Baptist	57
64 Pacific University •	69
48 Oregon Tech	67



GFC	Opponent
74 Puget Sound •	86
90 Southern Oregon	70
82 Willamette University •	92
86 Lewis-Clark St.	74
84 Warner Pacific	77
75 Alaska - Fairbanks •	83
78 Alaska - Fairbanks •	82
87 Eastern Oregon •	75
72 Northwest Nazarene •	76
72 Redlands	62
73 Lewis-Clark St. •	84
59 Whitworth •	64
96 Northwest Nazarene	70
72 Oregon Tech •	74
90 Southern Oregon •	84
98 Warner Pacific •	76
86 Western Baptist •	55

NAIA District 2 Playoffs:  
56 Oregon Tech • 72  
H: 11-1 •A: 6-12  
SEASON: 17-13

### 1975-76

62 Pacific University •	68
82 Southern Oregon •	69
87 Warner Pacific •	80
89 Eastern Oregon •	59
72 Western Washington •	60
94 Pacific University •	74
78 Eastern Oregon	65
71 Pacific University •	84
91 Western Baptist	79
123 Linfield •	116
87 Linfield	89
102 Pacific University	85
72 Whitman	67
76 Alaska - Anchorage	67
75 Western Baptist •	59
87 Lewis-Clark St. •	101
95 Simon Fraser	77
81 College of Idaho	68
61 Warner Pacific	59
92 Alaska - Fairbanks	74
82 Simon Fraser •	89
97 Lewis-Clark St.	69
86 Northwest Nazarene	71
65 College of Idaho •	63
62 Northwest Nazarene •	64
82 Warner Pacific •	86
88 Whitman •	100

H: 11-1 •A: 8-7  
SEASON: 19-8

### 1976-77

75 Lewis and Clark •	86
86 Oregon College of Ed. •	80
101 Linfield •	90
91 Linfield	84
88 Eastern Oregon	71
88 Pacific University	77
106 Pacific University •	94
90 Western Baptist	73
93 Linfield •	80
89 Willamette University •	75
100 Whitman •	95
78 Eastern Oregon •	62
72 St. Martins	81
91 Northwest Nazarene •	87
80 College of Idaho •	78
87 Willamette University	90
73 Alaska - Anchorage •	75
87 Alaska - Anchorage •	85
81 Warner Pacific	59
91 Western Baptist •	70
95 Lewis-Clark St.	79
92 Willamette University •	94
76 Warner Pacific •	62
77 Lewis-Clark St. •	101

GFC	Opponent
97 Whitman	92
68 Puget Sound •	89
99 Northwest Nazarene	85
65 St. Martins •	76
NAIA District 2 Playoffs:	
79 Hawaii - Hilo •	85
H: 8-2 •A: 12-7	
SEASON: 20-9	

### 1977-78

103 Pacific University	88
95 Linfield	93
81 Hawaii-Hilo	87
79 Pacific University •	85
87 Linfield •	99
82 Willamette University •	72
104 Eastern Oregon	74
88 Eastern Oregon •	92
74 Seattle Pacific •	79
83 Western Baptist •	80
100 Linfield	107
75 St. Martins	82
74 Oregon College of Ed. •	77
87 Western Baptist	82*
81 Portland State •	124
80 Seattle Pacific •	75
106 Pacific University	98
87 Warner Pacific •	69
67 Puget Sound •	91
72 Alaska - Fairbanks	66
83 Western Baptist •	75
69 Warner Pacific	64
84 Willamette University	78
67 Northwest Nazarene •	70
86 College of Idaho •	82
86 Oregon College of Ed.	74
76 St. Martins •	91
87 Northwest Nazarene	85

NAIA District 2 Playoffs:  
65 Oregon Tech • 79  
H: 9-4 •A: 6-10  
SEASON: 15-14

\*Forfeited due to ineligible player

### 1978-79

82 Southern Oregon •	98
68 Warner Pacific •	73
83 Pacific University •	85
84 Linfield •	107
90 Linfield	78
61 Willamette University •	60
74 College of Idaho	59
59 Central Washington	82
64 Lewis and Clark •	65
76 Hawaii Pacific •	82
74 Hawaii Pacific •	96
55 BYU - Hawaii •	54
51 BYU - Hawaii •	65
59 Eastern Oregon •	76
51 Northwest Nazarene •	69
73 Pacific University	82
74 Warner Pacific	72
69 Willamette University	73
60 Western Baptist	73
98 Eastern Oregon	97
80 Lewis and Clark	88
104 BYU - Hawaii	87
98 Western Baptist •	109
87 Pacific University •	100
61 Seattle Pacific •	80
88 Northwest Nazarene	77
70 Warner Pacific •	86
94 Hawaii Pacific	91
74 Seattle Pacific	82

H: 7-6 •A: 2-14  
SEASON: 9-20

**GFC                      Opponent**

**1979-80**

61 Western Baptist •	76
94 Southern Oregon •	80
74 Oregon College of Ed. •	76
94 Whitman College	83
72 Willamette University	71
65 Seattle Pacific	73
88 Linfield	91
84 Linfield •	97
61 Lewis and Clark	65
94 Concordia	84
99 Warner Pacific	91
92 Whitman •	89
68 Central Washington •	77
73 Willamette University •	66
90 College of Idaho	83
73 Oregon College of Ed.	74
81 Western Baptist •	73
92 Pacific University •	76
83 Eastern Oregon	67
104 Warner Pacific	88
55 Western Baptist	38
74 Seattle Pacific •	96
70 Lewis and Clark •	68
75 Northwest Nazarene •	105
63 College of Idaho •	68
82 Eastern Oregon •	73
84 Northwest Nazarene	77
108 Pacific University	80
91 Warner Pacific •	86

**NAIA District 2 Playoffs:**

67 Oregon Inst of Tech • 69

H: 10-4 •A: 8-8

SEASON: 18-12

**1980-81**

77 Pacific University	72
88 Eastern Oregon State	99
73 Lewis and Clark	70
65 Pacific University •	73
83 Seattle Pacific University	86
74 Linfield College •	83
79 Concordia College	77
67 Point Loma	82
64 Oregon College of Ed. •	99
63 Lewis and Clark •	58
87 Linfield College	74
61 Willamette University	59
62 Oregon College of Ed.	80
82 Western Baptist •	76
83 Warner Pacific •	79
105 Pacific University	89
64 Concordia College •	79
68 Willamette University •	83
70 Lewis and Clark	67
100 Concordia College	82
33 Eastern Oregon State	30
61 Northwest Nazarene	60
46 Northwest Nazarene •	50
57 College of Idaho •	84
68 Eastern Oregon State •	76
38 Western Baptist	37
89 Warner Pacific	80

**NAIA District 2 Playoffs:**

58 Northwest Nazarene • 61

H: 12-4 •A: 3-9

SEASON: 15-13

**1981-82**

62 Willamette University	67
80 Columbia Christian •	79
66 Concordia •	84
56 Judson Baptist •	55
86 Linfield •	102
71 College of Great Falls	101
77 Pacific University	68
95 Seattle University	83

**GFC                      Opponent**

73 Western Washington	83
66 Fresno Pacific	72
64 Western Baptist	73
51 Lewis and Clark •	79
78 Linfield	75
69 Western Oregon	79
76 College of Idaho •	82
77 Northwest Nazarene •	92
86 Eastern Oregon •	96
70 Willamette University •	56
76 Warner Pacific	91
80 Western Oregon •	111
74 Judson Baptist •	82
91 Columbia Christian	73
85 Eastern Oregon	102
74 Concordia	85
88 Seattle University •	73
76 Judson Baptist	70
88 Western Baptist •	97
75 Warner Pacific •	96
76 Western Baptist	79
101 College of Idaho	83
63 Northwest Nazarene	59

**NCCAA Regional Playoffs:**

54 Judson Baptist 61 |

85 Columbia Christian 79 |

H: 8-11 •A: 4-10

SEASON: 12-21

**1982-83**

62 Seattle Pacific •	94
86 Warner Pacific •	104
61 Willamette University	67
65 Columbia Christian	60
63 Warner Pacific	67
73 Lewis and Clark	78
64 Pacific University •	54
61 Linfield	60
68 Pacific University	38
68 Western Oregon	76
60 Lewis and Clark •	59
66 Concordia	55
92 Eastern Oregon	46
66 Western Baptist •	65
80 Hawaii - Hilo	92
78 Linfield •	66
83 Judson Baptist	60
58 Warner Pacific •	86
59 Eastern Oregon •	66
73 College of Idaho	82
71 Western Baptist	60
74 Western Oregon •	80
89 Pacific University	78
68 Willamette University •	81
80 Concordia •	71
71 Warner Pacific	72
71 Seattle Pacific	83
64 Northwest Nazarene	67
85 Judson Baptist •	71

**NCCAA Regional Playoffs:**

46 Western Baptist 35 |

69 Warner Pacific • 75 |

H: 9-9 •A: 6-7

SEASON: 15-16

**1983-84**

93 Judson Baptist	78
74 Western Oregon •	72
90 Warner Pacific •	100
82 Linfield •	68
77 Western Baptist •	67
72 Willamette University •	82
78 Eastern Oregon	67
64 Lewis and Clark	66
72 Lewis and Clark •	58
103 Linfield	90
77 Concordia •	76

GFC	Opponent
85	Willamette University .. 74
58	Western Oregon • .... 80
77	Columbia Christian • .. 63
70	Western Baptist • ..... 71
78	Northwest Nazarene ... 67
79	Warner Pacific ..... 72
90	Multnomah ..... 66
65	Western Oregon ..... 75
81	Columbia Christian .... 78
80	Concordia ..... 89
98	Judson Baptist • ..... 66
76	College of Idaho • .... 85
103	Northwest Nazarene • 113
67	Western Baptist ..... 54
95	Northwest Christian ... 81
42	Warner Pacific • ..... 43
NAIA District 2 Playoffs:	
72	Western Oregon • .... 86
NCCAA Regional Playoffs:	
92	Concordia • ..... 101
H: 10-3 •A: 7-9	
SEASON: 17-12	

### 1984-85

90	Columbia Christian • .. 74
72	Western Oregon State • 79
71	Willamette University • 52
91	Linfield College ..... 61
88	Pacific University ..... 52
78	Western Oregon State . 64
77	Oregon Tech • ..... 95
107	U of Cal - San Diego • 93
80	Linfield • ..... 76
82	Willamette University .. 80
73	Pacific University • .... 56
55	Western Baptist • ..... 68
88	Columbia Christian • .. 80
84	Concordia • ..... 77
70	Northwest Nazarene ... 64
80	Warner Pacific • ..... 78
74	Lewis and Clark ..... 61
82	Eastern Oregon State .. 61
73	Western Oregon State • 70
52	Western Baptist ..... 50
91	Warner Pacific ..... 80
88	Concordia ..... 70
74	College of Idaho • .... 94
97	Northwest Nazarene • 106
105	Eastern Oregon State • 77
93	Columbia Christian .... 82
NAIA District 2 Playoffs:	
50	Western Baptist ..... 47
71	Western Oregon State . 57
53	College of Idaho • ..... 61
NCCAA Regional Playoffs:	
74	Columbia Christian .... 67
52	Western Baptist ..... 50
NCCAA Nationals:	
97	Olivet Nazarene • ..... 77
86	Point Loma College • .. 95
70	Taylor University • .... 55
H: 15-0 •A: 12-7	
SEASON: 27-7	

### 1985-86

80	Central Washington • .. 82
78	Whitworth • ..... 74
76	Univ. Puget Sound • .. 93
71	Willamette • ..... 57
93	Pacific ..... 63
87	Western Oregon ..... 76
73	Western Baptist • ..... 75
113	Concordia • ..... 69
68	Linfield • ..... 81
88	Pacific University • .... 78
75	Central Washington • .. 79

GFC	Opponent
88	Pacific Lutheran • .... 71
76	St. Martin's • ..... 69
83	Western Oregon • .... 74
97	Columbia Christian • .. 53
83	Northwest Nazarene ... 77
76	College of Idaho ..... 68
95	Eastern Oregon • ..... 59
107	Concordia ..... 70
78	College of Idaho • .... 90
73	Northwest Nazarene • . 78
97	Eastern Oregon ..... 61
75	Linfield ..... 80
83	Columbia Christian .... 66
106	Western Oregon ..... 90
101	Concordia • ..... 91
73	Warner Pacific ..... 65
NAIA District 2 Playoffs:	
66	Warner Pacific • ..... 56
67	Oregon Inst. of Tech. • 76
NCCAA Regional Playoffs:	
102	Warner Pacific ..... 85
61	Western Baptist • ..... 65
H: 10-1 •A: 11-9	
SEASON: 21-10	

### 1986-87

77	Western Baptist • ..... 72
83	Willamette ..... 60
114	Linfield • ..... 72
82	Pacific • ..... 61
75	Linfield • ..... 78
97	Warner Pacific ..... 87
59	Humboldt State • ..... 70
85	Cal Poly - San Luis Obispo • ..... 79
96	California Lutheran • .. 79
104	St. Martin's ..... 73
97	Columbia Christian .... 68
104	Western Oregon ..... 88
95	Warner Pacific • ..... 85
121	College of Idaho ..... 89
117	Northwest Nazarene .. 86
120	Linfield ..... 76
143	Northwest ..... 56
109	Eastern Oregon State . 80
115	Concordia • ..... 77
114	Northwest • ..... 55
62	Western Baptist ..... 52
87	Northwest Nazarene • . 75
93	College of Idaho • ... 107
96	Eastern Oregon • ..... 77
122	Concordia ..... 82
93	Western Oregon • ... 100
95	Columbia Christian • .. 81
NAIA District 2 Playoffs:	
101	Warner Pacific ..... 75
75	College of Idaho ..... 58
69	Oregon Tech • ..... 75
NCCAA Regional Playoffs:	
121	Concordia ..... 78
77	Western Baptist ..... 74
NCCAA National Playoffs:	
73	Covenant • ..... 75
H: 16-0 •A: 11-6	
SEASON: 27-6	

### 1987-88

90	Linfield • ..... 97
99	Western Oregon • ... 105
93	Willamette ..... 86
74	Southern Oregon • ... 87
88	Lewis & Clark • ..... 77
102	Lewis & Clark ..... 84
71	Willamette • ..... 76
81	Western Oregon • .... 86
109	Western Oregon ..... 95



GFC	Opponent
61 Biola •	78
68 Westmont •	78
128 Dominican •	48
68 Linfield	76
93 Columbia Christian	78
88 Warner Pacific	91
66 College of Idaho •	87
83 Northwest Nazarene •	73
96 Concordia	68
136 Northwest College •	83
73 Seattle Pacific •	75
86 Western Baptist •	82
78 Northwest Nazarene	87
87 College of Idaho	72
114 Concordia •	65
89 Lewis & Clark •	106
102 Western Baptist	94
81 Warner Pacific •	84
88 Columbia Christian •	64
NAIA District 2 Playoffs:	
101 Eastern Oregon	82
90 Southern Oregon •	76
61 Oregon Tech •	84
NCCAA Regional Playoffs:	
58 Concordia	55
76 Western Baptist	90
H: 9-4 •A: 8-12	
SEASON: 17-16	

#### 1988-89

86 Hawaii Pacific	79
86 Linfield •	82

GFC	Opponent
67 Western Baptist •	57
97 Western Oregon	84
73 Seattle Pacific	87
86 Linfield	76
70 Western Baptist	71
88 Western Oregon •	90
76 Western Baptist •	79
86 Western Oregon •	91
77 Eastern Oregon •	94
74 Oregon Tech •	81
81 Azusa Pacific	73
93 Bethany Bible	76
92 Warner Pacific •	69
76 Columbia Christian	69
91 Concordia	79
88 Northwest Christian •	79
90 Northwest Nazarene	73
73 College of Idaho	88
74 Western Baptist	96
96 Northwest Christian	83
78 Concordia •	64
72 College of Idaho •	91
99 Northwest Nazarene •	97
88 Columbia Christian •	85
100 Warner Pacific	74
80 Western Baptist •	96
NAIA District 2 Playoffs:	
94 Eastern Oregon	82
70 Oregon Tech	106
H: 12-4 •A: 7-8	
SEASON: 19-12	

## BRUIN OPPONENTS



### COLLEGE OF IDAHO

**Jan. 13 in Newberg**  
**Feb. 9 in Caldwell**

Location:  
Caldwell, Idaho 83605  
Established: 1891  
Enrollment: 500  
Conference: NAIA District 2, Independent  
Colors: Purple and gold  
Nickname: Coyotes

Head Coach: Martin Holly  
Coach's record in nine years: 189-55  
1988-89 record: 24-9  
Gymnasium: O'Conner Fieldhouse (3,000)  
Sports Information Director:  
Dave Hahn  
SID Office: (208) 459-5681  
SID Home: (208) 454-9285  
Series record: GFC 10, College of Idaho 13  
Last year: GFC lost 88-73 in Newberg, lost 91-72 in Caldwell  
Players to watch:  
Dan Hardee, 6-6 forward  
Troy Little, 6-6 forward  
Outlook: "Coaches and players alike believe this year's team can keep the tradition alive (5 NAIA District 2 titles)."



## COLUMBIA CHRISTIAN COLLEGE

### Participant:

**Willcuts-Twenge  
Memorial Classic  
Dec. 1-2 in  
Newberg**

**Jan. 20 in Portland**

**Feb. 3 in Newberg**

Location:

Portland, Ore. 97211

Established: 1947

Enrollment: 282

Conference: NAIA District 2,  
Independent

Colors: Red and white

Nickname: Clippers

Head Coach: Jim Flint

Coach's record in ten years: 101-169

1988-89 record: 8-21

Gymnasium: Men's Gym (600)

Sports Information Director: Jim Flint

SID Office: (503) 255-7060

SID Home: (503) 253-3515

Series record: GFC 19, Columbia  
Christian 0

Last year: GFC won 76-69 in Newberg,  
88-85 in Portland

Lettermen lost: 5

Players to watch:

Reid Getting, 6-7 center

Rich Blomberg, 6-2 guard

OUTLOOK: "We're a very young club,  
so we're going to have to get matu-  
rity very quick to stay competitive."



## CONCORDIA COLLEGE

**Jan. 26 in Portland**

**Feb. 20 in Newberg**

Location:

Portland, Ore. 97211

Established: 1950

Enrollment: 450

Conference: NAIA Dis-  
trict 2, Independent

Colors: Navy blue and  
white

Nickname: Cavaliers

Head Coach: Joel Schuldheiz

Coach's record in five years: 42-114

1988-89 record: 7-23

Gymnasium: Concordia Gymnasium  
(1,200)

Sports Information Director:

Mary Schuldheiz

SID Office: (503) 288-9371

SID Home: (503) 282-4640

Series record: GFC 19, Concordia 5

Last year: GFC won 91-79 in Newberg,  
won 78-64 in Portland,

Lettermen lost: 6

Players to watch:

Shaun Hartley, 6-4 forward

Ed Quesnell, 6-7 center

Outlook: "The maturity and experience  
of the transfers and returners will  
enable Concordia to be a serious  
contender for hosting a district  
playoff game."

## GRACE

C O L L E G E

## GRACE COLLEGE

### Participant: Point

**Loma Tournament**

**Jan. 4-6 in San**

**Diego**

Location:

Winona Lake, Ind.

46590

Established: 1948

Enrollment: 830

Conference: NAIA Dis-  
trict 21, Mid-Central

Colors: Red and white

Nickname: Lancers

Head Coach: Jim Kessler

Coach's record in 13 years: 282-150

1988-89 record: 17-14

Gymnasium: Grace Gymnasium  
(1,500)

Sports Information Director: Chuck  
Root

SID Office: (219) 372-5217

SID Home:

Series record: meeting for first time

Last year: did not play

Lettermen lost: 4

Player to watch:

Brooks Koble, 6-1 guard

Darren Boyle, 6-4 forward

Outlook: "Relatively young and  
unproven players."



## LEWIS & CLARK COLLEGE

**Jan. 27 in Newberg**

Location:  
Portland, Ore. 97219  
Established: 1867  
Enrollment: 1,750  
Conference: NAIA Dis-  
trict 2 Northwest  
Colors: Black and orange  
Nickname: Pioneers

Head Coach: Bob Gaillard  
Coach's first year  
1988-89 record: 7-18  
Gymnasium: Pamplin Gymnasium  
(2,300)  
Sports Information Director:  
Steve Wallo  
SID Office: (503) 293-2707  
SID Home: (503) 649-1077  
Series record: GFC 9, L&C 14  
Last year: Did not play  
Lettermen lost: 8  
Players to watch:  
Brad Senatra, 6-6 center  
Mike Sirianni, 5-10 guard  
Outlook: "The new Pioneer coach will  
begin rebuilding a program that has  
struggled in recent years; returning  
starting lineup."

---

## NORTHWEST CHRISTIAN COLLEGE



**Jan. 16 in Eugene  
Feb. 16 in Newberg.**

Location:  
Eugene, Ore. 97401  
Established: 1895  
Enrollment: 215  
Conference: Independent,  
National Bible College  
Athletic Assoc.  
Colors: Blue and gold  
Nickname: Crusaders

Head Coach: Jeff Rodenburg  
Coach's record in three years: 27-30  
1988-89 record: 20-10  
Gymnasium: O'Hara Catholic School  
(500)  
Sports Information Director:  
Jeff Rodenburg  
SID Office: (503) 343-1641  
SID Home: (503) 683-9487  
Series record: GFC 3, NCC 0  
Last year: GFC won 88-79 in Eugene,  
won 96-83 in Newberg  
Lettermen lost: 4  
Lettermen returning: 7  
Players to watch:  
Jeff Knox, 6-3 \_\_\_\_  
Carl Swan, 6-4  
Outlook: "Hoping to compete well with  
NAIA teams and continue winning  
tradition in the Northwest Bible Col-  
lege Athletic Association."

---



## NORTHWEST NAZARENE COLLEGE

**Jan. 12 in Newberg  
Feb. 10 in Nampa**

Location:  
Nampa, Idaho 83651  
Established: 1913  
Enrollment: 1,133  
Conference: NAIA Dis-  
trict 2, Independent  
Colors: Orange and black  
Nickname: Crusaders

Head Coach: Garry Matlock  
Coach's record in eight years: 113-87  
1988-89 record: 17-11  
Gymnasium: Montgomery Fieldhouse  
(4,000)  
Sports Information Director: Gil Cracker  
SID Office: (208) 467-8531  
SID Home: (208) 466-4377  
Series record: GFC 21, NNC 22  
Last year: GFC won 90-73 in Newberg,  
won 99-97 in Nampa  
Lettermen lost: 5  
Players to watch:  
Michael Everingham, 6-0 guard  
Brian Locke, 6-4 guard  
Outlook: "This team is going to take  
some time to mesh and find what it  
takes to win."





## OREGON INSTITUTE OF TECHNOLOGY

**Participant: Willcuts-  
Twenge Classic  
Dec. 1-2 in  
Newberg**

Location:  
Klamath Falls, Ore.  
97601  
Established: 1948  
Enrollment: 2,500  
Conference: NAIA District  
2, Evergreen

Colors: Blue and green  
Nickname: Owls  
Head Coach: Dan Miles  
Coach's record in 18 years: 383-173  
1988-89 record: 26-9  
Gymnasium: Owl Court (2,500)  
Sports Information Director:  
Tag Wotherspoon  
SID Office: (503) 882-6366  
SID Home: (503) 884-5569  
Series Record: GFC 8, Oregon Tech 30  
Last year: GFC lost 81-74 in LaGrande,  
lost 106-70 in Klamath Falls  
Lettermen lost: 3  
Players to watch:  
Todd Doll, 6-4 guard  
Mickey Roberson 6-9 center  
Outlook: "Setting sights on fifth straight  
berth in the NAIA District 2  
championship game."

---



## PACIFIC UNIVERSITY

**Participant: NAIA  
Tip-Off Nov. 17-18  
in Newberg**

Location:  
Forest Grove, Ore 97116  
Established: 1849  
Enrollment: 1,300  
Conference: NAIA  
District 2, Northwest  
Colors: Red, black and  
white  
Nickname: Boxers

Head Coach: Robert Bonn  
Coach's record in five years: 46-88  
1988-89 record: 10-17  
Gymnasium: Pacific Athletic Center  
(2,000)  
Sports Information Director:  
Ken Schumann  
SID Office: (503) 357-6151  
SID Home: (503) 645-8035  
Series record: GFC 24, PU 20  
Last year: did not play  
Lettermen lost: 4  
Players to watch:  
Bob Kickner, 6-6 guard  
Bill Blevins, 6-4 forward  
Outlook: "Our returning players know  
what is expected and what it takes to  
be successful; we are approaching  
each game not simply to play, but to  
play with a purpose."

---



## POINT LOMA

**Participant: Cypress  
Inn Classic Dec.  
15-16 in Portland;  
Point Loma  
Tournament Jan.  
4-7 in San Diego,**

Location:  
San Diego, Calif. 92106  
Established: 1902  
Enrollment: 2,100  
Conference: NAIA  
District 3, Golden State

Colors: Green and gold  
Nickname: Crusaders  
Head Coach: Ben Foster  
Coach's record in 15 years: 279-176  
1988-89 record: 8-21  
Gymnasium: Golden Gym (3,000)  
Sports Information Director: Dan Van  
Ommen  
SID Office: (619) 221-2442  
SID Home: (619) 221-2553  
Series record: GFC 1, Point Loma 2  
Last year: did not play  
Players to watch:  
Brian Thurston, 6-2 guard  
Ron Hubbard, 6-3 guard/forward  
Outlook: "This group could develop  
into an excellent team to meet our  
demanding schedule."



## UNIVERSITY OF PUGET SOUND

**Participant: John  
Lewis Classic Dec.  
8-9 in Salem**

Location:  
Tacoma, Wash.  
Established: 1888  
Enrollment: 3,000  
Conference: NCAA  
Division 2, NAIA  
District 1

Colors: Green, blue and gold  
Nickname: Loggers  
Head Coach: Bob Niehl  
1988-89 record: 15-13  
Gymnasium: Physical Education  
Building  
Sports Information Director: Robin  
Hamilton  
SID Office: (206) 756-3141  
SID Home: (206) 752-1974  
Series record: GFC 0, UPS 4  
Last year: did not play  
Lettermen lost: 5  
Players to watch:  
Aaron Hansen, 6-4 guard  
Joe Selby, 6-5 forward  
Outlook: "With a new program and  
seven new players, just trying to find  
ourselves and get better every time  
out."

---



## WARNER PACIFIC

**Participant: NAIA  
District 2 Tip-Off  
Tournament Nov.  
17-18 in Newberg  
Cypress Inn Classic  
Dec. 15-16 in  
Portland  
Feb. 6 in Portland  
Feb. 17 in Newberg**

Location:  
Portland, Ore. 97215  
Established: 1937  
Enrollment: 385

Conference: NAIA District 2,  
Independent  
Colors: Columbia blue, red, and white  
Nickname: Knights  
Head Coach: Dan Dunn  
Coach's record in second year: 11-19  
1988-89 record: 11-19  
Gymnasium: Perry Gym (1,000)  
Sports Information Director:  
Mike Booth  
SID Office: (503) 775-4366  
SID Home: (503) 694-2322  
Series record: GFC 35, WPC 17  
Last year: GFC won 92-69 in Portland,  
won 100-74 in Newberg  
Lettermen lost: 7  
Players to watch:  
Phil Pickering, 6-3 guard  
Walt Walson, 6-1 guard  
Outlook: "We expect to be competitive  
and our goal is to give our best for  
Jesus everytime we play."

---



## WESTERN BAPTIST COLLEGE

**Participant: Willcuts-  
Twenge Memorial  
Classic Dec. 1-2 in  
Newberg  
Jan. 18 in Newberg  
Feb. 1 in Salem**

Location:  
Salem, Ore. 97301  
Established: 1935  
Enrollment: 360

Conference: NAIA District 2,  
Independent  
Colors: Blue and gold  
Nickname: Warriors  
Head Coach: Tim Hills  
Coach's record after 15 years: 308-230  
1988-89 Record: 26-15  
Gymnasium: C. E. Jeffers Center  
(1,200)  
Sports Information Director:  
Bonnie Hills  
SID Office: (503) 581-8600  
SID Home: (503) 399-1439  
Series record: GFC 34, WBC 16  
Last year: GFC won 67-57 in Salem,  
lost 71-70 in Newberg, lost 79-76 in  
Salem, lost 96-80 in Newberg  
Lettermen lost: 2  
Players to watch:  
Eric Estep, 5-10 guard  
Brad Crosby 6-0 guard  
Outlook: "We hope to be competitive  
even though we are very small and  
inexperienced."



## **WESTERN OREGON STATE COLLEGE**

**Nov. 21 in  
Monmouth  
Participant: John  
Lewis Classic Dec.  
8-9 in Salem  
Dec. 11 in Newberg  
Participant: Cypress  
Inn Classic Dec.  
15-16 in Portland**

Location:  
Monmouth, Ore. 97361  
Established: 1882

Enrollment: 3,800  
Conference: NAIA District 2, Evergreen  
Colors: Crimson and gray  
Nickname: Wolves  
Head Coach: Tom Kelly  
1988-89 record: 21-8  
Gymnasium: PE Building (3,600)  
Sports Information Director:  
Steve Weaver  
SID Office: (503) 838-8000  
SID Home: (503) 688-8673  
Series record: GFC 12, WOSC 43  
Last year: GFC won 97-84 in Newberg,  
lost 90-88 in Salem, lost 91-86 in  
Monmouth  
Players to watch:  
Cory Blecha, 6-6 forwards  
Trev Kiser, 6-5 forward  
Outlook: "Three returning forwards  
bolster Western as it attempts to win  
at least 20 games for the seventh  
time in the past 10 seasons."



## **WESTERN WASHINGTON UNIVERSITY**

**Participant: Point  
Loma Tournament  
Jan. 4-6 in San  
Diego**

Location:  
Bellingham, Wash.  
98225  
Established: 1893  
Enrollment: 9,600  
Conference: NAIA  
District 1, Evergreen

Colors: Navy blue, silver and white  
Nickname: Vikings  
Head Coach: Brad Jackson  
Coach's record in five years: 87-42  
1988-89 record: 26-6  
Gymnasium: Sam Carver (3,300)  
Sports Information Director: Paul  
Madison  
SID Office: (206) 676-3108  
SID Home: (206) 838-8000  
Series record: GFC 1, WWU 1  
Last year: did not play  
Players to watch:  
Ed Briggs, 6-9 center  
Manny Kimmie, 6-3 guard  
Outlook: "An excellent chance to win  
its second district title and NAIA  
national tournament berth in three  
years."



## **WILLAMETTE UNIVERSITY**

**Participant: NAIA  
District 2 Tip-Off  
Nov. 17-18 in  
Newberg  
Participant: John  
Lewis Classic Dec.  
8-9 in Salem**

Location:  
Salem, Ore. 97301  
Established: 1842  
Enrollment: 2,000

Conference: NAIA District 2, Northwest  
Colors: Cardinal red and gold  
Nickname: Bearcats  
Head Coach: Gordie James  
Coach's record in three years: 33-22  
1988-89 record: 15-12  
Gymnasium: Cone Fieldhouse (3,200)  
Sports Information Director: Cliff Voliva  
SID Office: (503) 370-6110  
SID Home: (503) 581-6676  
Series record: GFC 19, WU 17  
Last year: did not play  
Lettermen lost: 2  
Players to watch:  
Chris Roeche, 5-10 guard  
Ted Harris, 6-1 guard  
Outlook: "Will probably be a little bit  
more of an up-tempo team,  
emphasizing speed attack."



## COVERING THE BRUINS

Facilities for the working press covering Bruin basketball are provided at the courtside press section on the west side of Miller Gymnasium. Available for each game are team rosters, starting lineups, and pertinent pregame information, including accumulative statistics for the Bruins up to each game. Press box service for each home contest includes quick team and individual statistics at halftime and complete statistics immediately following the game.

Working space and telephones for members of the press desiring them are available in the administrative area off the upper lobby. A courtside telephone also is available. Dressing rooms for both teams are on the lower level, south side.

George Fox College appreciates the cooperation it has shared with the news media. This book has been prepared as a service for area newspapers, radio and television stations, and wire services.

All requests for information, statistics, photographs, and press passes should be directed to Barry Hubbell, Sports Information Director, George Fox College, Newberg, Oregon 97132. Office phone: (503) 538-8383, ext. 224. Home phone: (503) 538-4332. Athletic Department phone: (503) 538-8383, ext. 249.

## WILLAMETTE VALLEY NEWS MEDIA

### Newspapers

*Newberg Graphic*  
Newberg  
Darin Sturdevant  
538-2181

*Statesman - Journal*  
Salem  
Reid English  
399-6700  
1-800-452-2511

*Oregonian*  
Portland  
Jeff Wohler  
John Nolen  
221-8161  
1-800-452-1420  
1-800-826-0376

### Wire Services

Associated Press  
228-2169  
1-800-452-3501  
United Press International  
226-2644  
1-800-452-6009

### Television

KATU-TV  
Portland  
Steve Arena  
231-4268

KGW-TV  
Portland  
Eric Johnson  
Joe Becker  
Ken Ackerman  
226-5119, 226-5111

KOIN-TV  
Portland  
Rick Metsger  
464-0600

KPTV  
Portland  
Michael O'Brien  
Phil Cassidy  
222-9921

Bruin Cable Network  
TCI Cable - GFC  
538-8383, Ext. 360

### Radio

KCYX  
Tom Lockear  
McMinnville  
472-2151, 538-4343

KFOX (FM)  
George Fox College  
538-8383, ext. 324



# 1989-90 GEORGE FOX COLLEGE BRUIN BASKETBALL

Nov. 17-18	NAIA Tip-Off Tournament . . . . .	Newberg
	George Fox, Pacific University, Warner Pacific, Willamette	
21	Western Oregon State College . . . . .	Monmouth
24	Northwest College . . . . .	Kirkland
25	Seattle Pacific University . . . . .	Seattle
Dec. 1-2	Willcuts-Twenge Memorial Classic . . . . .	Newberg
	Columbia Christian, George Fox, Oregon Tech, Western Baptist	
8-9	John Lewis Classic at Willamette . . . . .	Salem
	George Fox, University of Puget Sound, Western Oregon, Willamette	
11	Western Oregon State College . . . . .	Newberg
15-16	Cypress Inn Classic at Warner Pacific . . . . .	Portland
	George Fox, Point Loma Nazarene, Warner Pacific, Western Oregon	
Jan. 4-6	Point Loma Tournament . . . . .	San Diego
	George Fox, Grace College, Point Loma Nazarene, Western Washington	
12	Northwest Nazarene College . . . . .	Newberg
13	College of Idaho . . . . .	Newberg
16	Northwest Christian College . . . . .	Eugene
18	Western Baptist College . . . . .	Newberg
20	Columbia Christian College . . . . .	Portland
26	Concordia College . . . . .	Portland
27	Lewis and Clark College . . . . .	Newberg
Feb. 1	Western Baptist College . . . . .	Salem
3	Columbia Christian College . . . . .	Newberg
6	Warner Pacific College . . . . .	Portland
9	College of Idaho . . . . .	Caldwell
10	Northwest Nazarene College . . . . .	Nampa
16	Northwest Christian College . . . . .	Newberg
17	Warner Pacific College, 8:00 . . . . .	Newberg
	(Homecoming)	
20	Concordia College . . . . .	Newberg
24, 27, Mar. 3, 7	NAIA District 2 Playoffs . . . . .	TBA
Mar. 13-19	NAIA National Championship . . . . .	Kansas City

All games are at 7:30 p.m. except as noted.

## ON THE COVER

**RICH SCHLACHTER** is the Bruin leader as a senior, starter and captain. The only four-year Bruin on the team, Schlachter is a 6-5 forward who led GFC last year in rebounds and three-point goals. "As he goes, so goes our team," says Bruin coach Mark Vernon. Details inside, page 15. (Photo by Gary Allen, *Newberg Graphic*.)