

1991

1991 Media Guide

George Fox University Archives


Follow this and additional works at: https://digitalcommons.georgefox.edu/athletics_menbasketball

Recommended Citation

George Fox University Archives, "1991 Media Guide" (1991). *Men's Basketball*. 105.
https://digitalcommons.georgefox.edu/athletics_menbasketball/105

This Media Guide is brought to you for free and open access by the George Fox University Athletics at Digital Commons @ George Fox University. It has been accepted for inclusion in Men's Basketball by an authorized administrator of Digital Commons @ George Fox University. For more information, please contact arolfe@georgefox.edu.

SPR 8 92-93
George Fox College BRUINS



Basketball Media Guide '91-92

FINGERTIP FACTS

College Location	Newberg, Oregon 97132 (13,000 pop.)
Founded	1891
Denomination Affiliation	Friends (Quaker)
Enrollment	1,222
Athletic Affiliation	NAIA Division II
Home Court	Miller Gymnasium, Wheeler Sports Center
Seating Capacity	2,500
Colors	Old Gold, Navy Blue
Nickname	Bruins
College President	Dr. Edward Stevens
Athletic Director	Craig Taylor
Basketball Coach	Mark Vernon
Sports Information Director	Barry Hubbell
Director Sports Relations	Barry Hubbell

HOW TO REACH US

College Switchboard 503/538-8383 • FAX 537-3830

Basketball Coach

Mark Vernon ext. 254, Home 538-1755

Baseball Coach

Pat Casey ext. 249, Home 538-6081

Athletic Director/Women's Basketball Coach

Craig Taylor ext. 250, Home 472-9694

Softball Coach

Chris Davis ext. 249, Home 538-9833

Men's Soccer Coach

Manfred Tschan ext. 255, Home 538-7131

Women's Soccer Coach

Byron Shenk ext. 257, Home 538-2130

Track/Cross Country Coach

Wes Cook ext. 252, Home 538-8078

Women's Volleyball Coach/Assistant Men's Basketball Coach

Steve Grant ext. 253, Home 363-7758

~~Sports Information Director~~ Sports Relations

Barry Hubbell ext. 224, Home 538-4332

SID - Rob Felton

ext. 292 Home 538-3055

INDEX

Athletics at	Outlook for 1991-92 . .	10
George Fox	Pep Band	25
Coach Mark Vernon . .	Player	
Coaching Assistant	Biographicals . . .	12-19
Steve Grant	Rally Squad	24
Coaches' Records . . .	Records	28-30
George Fox College . .	Roster of Players . .	26-27
Highlights of	Season Scores . . .	41-46
1990-91	Schedule	
History of GFC	1991-92 . . Back Cover	
Basketball	Staff	22-23
Honored Bruins	Statistics, 1990-91	
Hosts/Hostesses . . .	Accumulative	8
Media Services	Top 10 Player	
Inside Back Cover	Records	32-35
Miller Gym Records . .	Value Point System . .	37
Most Valuable	Wheeler Sports	
Players	Center	3
NAIA	Year-By-Year	
NAIA District 2	Leaders	36
Nickname Bruin		
Opponent		
Information		47-52



ABOUT GEORGE FOX COLLEGE

George Fox College, beginning its second century, is one of America's best colleges. Three times it has been given that designation by U.S. News & World Report magazine. In 1991 GFC was ranked third in academic reputation among Western Regional Liberal Arts Colleges, including colleges and universities from Oklahoma to Hawaii.

This year, for the third time, the College was named to the Templeton Foundation Honor Roll of Character Building Colleges, the only Oregon college selected and one of 108 in the United States.

George Fox College is the outgrowth of a desire by early Willamette Valley Quaker settlers who established Pacific Academy in 1885 for the Christian education of their children. The college division was organized in 1891 to provide more advanced instruction for students. In 1949, because of the many colleges in the Northwest with Pacific in their name, the College was renamed George Fox in honor of the founder of the Friends (Quaker) Church. The College is governed by a 42-member Board of Trustees elected by Northwest Yearly Meeting of Friends Church, which comprises more than 8,000 members in 58 churches in Oregon, Washington, and Idaho.

The 60-acre rural, tree-shaded campus a half-hour drive from Portland has undergone major expansion in the last few years with 12 new buildings constructed. The latest of the major new facilities is the M. J. Murdock Learning Resource Center, dedicated in 1989. The other new buildings include the home of the Bruins, the 55,000-square-foot Coleman Wheeler Sports Center; the Herbert Hoover Academic Building and two residence halls, all opened in 1977; the Ross Fine Arts Center opened in 1978; a new television center; an expanded Heacock Commons/Student Union building; and the William and Mary Bauman Chapel Auditorium, opened in 1982. In 1990 the College opened the Curtis and Margaret Morse Athletic Fields, containing a baseball field, softball field, and soccer field. A new residence hall, Willcuts Hall, was opened the same year and another, Beebe Hall, was opened in 1991.

College enrollment is a record 1,222, 1,425

Accredited by the Northwest Association of Secondary and Higher Schools, the College offers 30 majors in eight divisions: Teacher Education, Fine and Applied Arts, Communication and Literature, Natural Science, Religious Studies, Social Science, Humanities, and Business and Economics.

George Fox is one of 13 members of the national Christian College Consortium. The College has a student-faculty ratio of 17/1. The College in 1990 began a graduate degree program in clinical psychology and three master's degree programs are to begin in 1992.

George Fox students come from 21 states and 16 foreign countries. Nearly 40 religious denominations are represented on campus.

Alumni of George Fox are primarily in service-oriented vocations of Christian ministries, education, social work, and medical fields. The College's most prominent alumnus is the late President Herbert Hoover, who attended Pacific Academy.

GFC ATHLETICS

Intercollegiate athletics is an integral part of the overall education program at George Fox. Men's varsity athletic teams represent the College in baseball, basketball, track, cross country, and soccer. Women students compete in volleyball, basketball, track, softball, cross country, and soccer.

George Fox is a member of the National Association of Intercollegiate Athletics (NAIA), District 2, Division II.

For students not participating in the varsity program, GFC has a complete intramural program including flag football, basketball, volleyball, softball, racquetball, indoor soccer, and tennis.

Athletic facilities include the Coleman H. Wheeler Center for Sports and Physical Education; Colcord Field, which includes an all-weather rubberized track, tennis courts; and the Curtis and Margaret Morse Athletic Field containing baseball diamond, softball field, and soccer field. The complex was opened in 1989.

Wheeler Center, completed in 1977 in a \$2.7 million project, includes the James and Lila Miller Gymnasium with three basketball courts and seating for up to 2,500; multipurpose, class, and weight room; faculty and administrative offices; handball courts; dressing and therapy rooms.



THE BRUIN NICKNAME

George Fox College is represented by the nickname and mascot "Bruin." But it has not always been so, even though it should have been.

105 — The nickname comes from a real bear captured in 1887 just two years after Pacific Academy (the College's predecessor) was established. The small cub was captured in the coast range foothills west of Carlton when its mother was shot. The young cub was brought to campus by a student and later lived with a faculty member. When it grew to adulthood it was kept in a pit in what is now known as Hess Creek Canyon south of the campus. It escaped one too many times and was turned into steak for the dining table and the hide preserved on a frame and displayed in an early campus museum. When it deteriorated several years later, it was taken to a campus furnace room to be destroyed, but the framework proved a problem in dismantling, so it was left sitting in a corner. Students found the old Bruin skin later and began skirmishes over ownership, a tradition that continues 104 years later. "Bruin Junior," a replica, under a set of guidelines passed down for years, is fought over periodically in class competition, with the class able to physically drag the Bruin replica off campus declared the rightful owner until next "flashed."

Even with the Bruin tradition, somewhere along the line, the "Quaker" tag to athletic teams came into popularity with sports writers because of the College's church affiliation, and that nickname was used, along with a mascot "Foxy George," a little fox with a Quaker hat. Both gained acceptance for a period in the 1950s and 1960s until a vote of faculty, students, and administration in 1970 reinstated the Bruin nickname to its rightful place.

THIS IS WHERE THE GAME IS PLAYED



George Fox College is in its fifteenth year in the Coleman H. Wheeler Center for Sports and Physical Education. Completed in June 1977, the \$2.7 million, 55,000-square-foot complex is the College's largest building. It contains the James and Lila Miller Gymnasium, the Bruin home court.

The sports center was designed by noted architect Pietro Bel-luschi, with a wooded canyon setting chosen as the center's location. The building features wood products and a large window area overlooking the adjacent natural terrain.

Three times larger than Hester Gymnasium, which it replaced, the Wheeler Center features a 116 x 174-foot gymnasium with three basketball courts and seating for 2,500 spectators. The gymnasium ceilings are 32 feet over the hardwood maple floor. The gym provides three volleyball courts and ten badminton courts.

The building is entered on two levels – ground level on the east side through the nine doors for the general public and after crossing a 200-foot bridge; and on the second floor on the west side for campus personnel. There is a two-floor lobby featuring oak parquet floors.

Contained on the upper level are athletic administration and faculty offices, staff room, classroom, weight room, and multipurpose room.

The lower level contains a concession area and ticket sales area, dressing rooms, team rooms, laundry, equipment-issuing room, and storage space. An east wing of the building houses two handball courts.

The building is named for long-time Oregon lumberman Coleman H. Wheeler, former chairman of the board of Willamette Industries. The gymnasium is named for former board member James Miller and his wife, Lila. He is the former president of Cascadia Lumber Co. The building was dedicated October 17, 1977.

BRUINS COMPETE IN NAIA



The National Association of Intercollegiate Athletics (NAIA) is a completely autonomous association administering programs leading to 23 national championships in 13 events. The NAIA includes 40 percent of America's collegiate athletic programs, representing 480 accredited four-year colleges and universities in 32 geographical districts spread over 49 states and Canada. The colleges have a total enrollment of more than one million, including approximately 80,000 varsity athletes.

Established in 1940 as the National Association of Intercollegiate Basketball the NAIB evolved from the institution of a "National Small College Basketball Tournament" that was inaugurated in 1937. In 1952, the NAIB expanded to include tennis, outdoor track, and golf, and that year the organization was renamed the NAIA.

Since that time the NAIA has further enlarged to encompass football, cross country, baseball, and swimming, which were added to the NAIA championship program in 1956, wrestling (1958), soccer (1959), and indoor track (1966). In 1980 the NAIA initiated championships for women in the newly organized NAIA Women's Division. Nine championships are offered: basketball, cross country, fast-pitch softball, indoor and outdoor track, soccer, swimming and diving, tennis, and volleyball.

NAIA national headquarters and staff are located in Kansas City, Missouri. The NAIA is governed by two bodies. The Council of Presidents, composed of one president from each district, is responsible for fiscal matters and supervision of the national staff. George Fox College president Edward F. Stevens represents NAIA District 2 and is one of five U.S. college presidents selected to serve on the NAIA Council of Presidents Executive Committee, serving as chairman in 1992. The national Coordinating Council, elected by the membership, is responsible for organizing championship events, academic standards, and overseeing the committees and associations. 93

Eligibility rules within the NAIA govern all play in all sports recognized by the Association, not just post-season play. All eligibility guidelines must be adhered to by all members, including those holding dual affiliation with other associations.

The NAIA clearly outlines its own responsibilities and those of its members: a sound athletic program, administered and controlled by those responsible for the administration of the college or university. The NAIA's basic premise is that the athletic program is a basic component of the overall general educational process, and not an entity apart.

NAIA academic eligibility requirements mandate that all student athletes exhibit demonstrated progress toward an academic degree throughout their collegiate careers for the duration of their athletic eligibility. Where institutional rules and standards are more strict than those of the regulatory group or the NAIA, those rules and standards of the institution are recognized and supported by the NAIA.

NAIA DISTRICT 2

George Fox College athletic teams compete in District 2 of the National Association of Intercollegiate Athletics (NAIA), Division II. ~~Fifteen~~ ¹³ teams make up the district, all but two within Oregon.

The district has two competition/scheduling pools. The independent members are Albertson College of Idaho, Concordia College, ~~Columbia Christian College~~, Eastern Oregon State College, George Fox College, Northwest Nazarene College, Oregon Institute of Technology, Southern Oregon State College, ~~Warner Pacific College~~, Western Baptist College, and Western Oregon State College. Members of the Northwest Conference of Independent Colleges (NCIC) are Lewis & Clark College, Linfield College, Pacific University, and Willamette University. Three institutions in Washington – Pacific Lutheran University, Whitman College, and Whitworth College – are members of the conference, but members of NAIA District 1. They are assigned by the NAIA national office to District 2 for national playoff competition.

The top five independent teams and the top three NCIC teams will qualify for the district tournament, which will be held February 27, 29, and March 4 at the site of the highest seeded teams.

The top independent team and the top NCIC teams will be seeded No. 1 and No. 2 by established criteria that includes head-to-head competition, record against common opponents, then "Sempert System" points against district opponents, Division II schools, and finally all NAIA competition. George Fox has been in the NAIA District 2 playoffs 17 of the last 21 years.

THE BRUIN DISTRICT PLAYOFF RECORD

1970-71	Willamette University (lost 103-69)
1971-72	Willamette University (lost 69-60)
1972-73	Linfield College (won 95-88)
	Pacific University (won 68-67) (District title)
	Defiance (Ohio) College (lost 86-62) (NAIA national championships)
1973-74	Pacific University (won 92-72)
	Oregon Institute of Technology (lost 55-54)
1974-75	Oregon Institute of Technology (lost 72-56)
1976-77	University of Hawaii – Hilo (lost 85-79)
1977-78	Oregon Institute of Technology (lost 79-65)
1979-80	Oregon Institute of Technology (lost 69-67)
1980-81	Northwest Nazarene (lost 61-58)
1983-84	Western Oregon State (lost 86-72)
1984-85	Western Baptist (won 50-47)
	Western Oregon State (won 71-57)
	College of Idaho (lost 61-53)
1985-86	Warner Pacific (won 66-56)
	Oregon Institute of Technology (lost 76-67)
1986-87	Warner Pacific (won 101-75)
	College of Idaho (won 75-58)
	Oregon Institute of Technology (lost 75-69)
1987-88	Eastern Oregon (won 101-82)
	Southern Oregon (won 90-76)
	Oregon Institute of Technology (lost 84-61)
1988-89	Eastern Oregon (won 94-82)
	Oregon Institute of Technology (lost 106-70)
1989-90	Eastern Oregon (won 98-92)
	Western Baptist (won 76-66)
	Willamette (won 98-95) (District title)
	Pfeiffer (N.C.) (lost 97-73) (NAIA national championships)
1990-91	Linfield (won 80-75)
	Willamette (won 100-98)
	College of Idaho (lost 95-78)

1991-92

1990-91 HIGHLIGHTS

The nation's sixth highest scoring team didn't get a chance to show its offense at the national level in the 1991 NAIA championships.

The 22nd-ranked George Fox College Bruins, winners of the District 2 title in 1990, didn't make a return to the nationals when the road to Kansas City went through Idaho. The Bruins found a roadblock one game away – in Caldwell.

The season ended March 6 as the Bruins fell 95-78 to College of Idaho, nearly unbeatable at home. In 10 seasons the Coyotes are 129-10 in Caldwell, including 19 straight home playoff games.

So, for the Bruins to win they had to put together a championship game against the nation's 15th-ranked team. In essence, a national-level playoff game was held in Idaho, not in Kansas City, and the Coyotes used the home court advantage to advance over the Bruins.

George Fox ended the season at 26-4, a "down" year after a 29-5 mark the year before as the Bruins won the district crown.

The district's winningest team the last two years (53-11), George Fox has reached the district playoffs eight consecutive years and has been in the championship game three of the last four.

The 1990-91 Bruins set 21 records – 6 team and 15 individual.

TEAM HIGHLIGHTS

- George Fox was NAIA District 2's highest-scoring team ever. For the first time, a district team averaged more than 100 points a game, as the Bruins scored at a record pace of 100.43. The previous best was the 96.1 by the 1986-87 Bruins. GFC was sixth in the nation in the NAIA.

- George Fox scored more than 100 points in 17 games in 30 contests. The previous GFC record for 100-plus games was 13.

- The Bruin rebound average of 50.93 was a GFC record, beating a 17-year-old record of 46.80. The rebound margin of 8.8 was the best ever for a Bruin squad, topping the previous best of 6.3 in 1981-82.

- GFC's assist average of 26.56 was a record, edging the 25.27 by the 1986-87 team.

- George Fox's record on the road was the best in District 2 for the year: 5-0 on neutral courts, 8-4 on opponent courts. GFC was 11-2 at home.

INDIVIDUAL HIGHLIGHTS

Center Dave Wilson The nation's career blocked shots record in the NAIA moved to 461 with center Dave Wilson adding 125 during the season. He is now averaging 4.80 a game for his three years.

Wilson holds GFC's career record in field goal accuracy, at .617 after he led the Bruins in 1990-91 at .606.

The 1990 District 2 Player of the Year reached 1,507 points in his career, fifth all time at GFC. He added 536, 18.5 a game.

Wilson moved his career rebounds to 777 with 290 during the year, a 10.0 average.

Wilson's .816 free throw accuracy was best for the 1990-91 Bruins.

Forward Jeff Hoffman By just three points, forward Jeff Hoffman missed becoming GFC's all-time season scoring leader. He finished with 690 in his 29 games. All-American Paul Cozens recorded 692 in the 1977-78 season.

Hoffman's 23.70 scoring average was third highest in NAIA District 2 and the second best ever at GFC, edged by Cozens' 23.86 in 1977-78.

The 12.89 rebounds a game by Hoffman was the best ever at GFC, the best in NAIA District 2, and ninth highest in the nation. His season total of 374 is the third highest ever at GFC.

Hoffman set four individual game records in a Feb. 14 game with Columbia Christian: 50 points, 19 field goals, 6 three-point goals, and a perfect 6 of 6 in three-point goal tries.

Guard Brian Martin The senior guard ended his record-breaking career with 340 assists, an 11.3 average. He was fifth in the nation in the NAIA. He compiled 614 in his two-year GFC career with a 9.59 average, a record. Including 454 at Walla Walla Community College, Martin finished his collegiate career with 1,068. He handed out a single-game record of 20 in a Jan. 19 contest with Warner Pacific.

STATISTICAL HIGHLIGHTS

Longest Win String – 8

Longest Loss String – 1

Most Points Scored – 137 vs. Columbia Christian (91) in Newberg February 14

Fewest Points Scored – 74 vs. College of Idaho (79) in Caldwell January 11

Most Points Allowed – 112 vs. Southern Oregon (GFC, 114) in Ashland November 16

Fewest Points Allowed – 55 vs. Western Baptist (GFC, 93) in Newberg January 5

Largest Margin of Victory – 53 (127-74) vs. Columbia Christian in Newberg November 30

Largest Margin of Defeat – 17 (95-78) vs. College of Idaho in Caldwell March 6



1990-91 ACCUMULATIVE STATISTICS

Player	Games	FIELD GOALS			3-PT. FIELD GOALS			FREE THROWS			REBOUNDS				POINTS			TO	STL	BLK	AST	AST AVG
		SM	SA	PCT	SM	SA	PCT	SM	SA	PCT	O	D	T	AVG	PF	TP	AVG					
Erickson, Todd	30	79	188	.420	26	78	.333	68	87	.782	17	50	67	2.2	81	252	8.4	72	68	2	132	4.4
Hagen, Jon	29	56	116	.483	10	30	.333	33	52	.635	33	59	92	3.2	28	155	5.3	27	12	6	37	1.3
Harris, Tim	30	51	106	.481	4	19	.211	44	58	.759	35	57	92	3.1	56	150	5.0	25	31	4	24	0.8
Hoffman, Jeff	29	260	485	.536	45	109	.413	125	186	.672	112	262	374	12.9	76	690	23.8	85	45	18	65	2.2
Martin, Brian	30	97	236	.411	38	119	.319	79	99	.798	31	118	149	4.9	63	311	10.4	100	59	4	340	11.3
Milligan, Matt	15	12	24	.500	0	1	.000	8	11	.727	6	9	15	1.0	8	32	2.1	8	1	3	2	0.1
Rasmussen, Mike	26	92	172	.535	0	0	.000	44	66	.667	44	73	117	4.5	62	228	8.8	21	10	13	13	0.5
Rauch, Aaron	12	9	18	.500	0	0	.000	2	6	.333	8	7	15	1.4	11	20	1.8	7	3	0	2	0.2
Ronnow, Kurt	23	65	151	.430	15	44	.341	22	32	.688	15	44	59	2.6	28	167	7.3	20	9	6	8	0.3
Scheidel, Curt	30	123	222	.544	15	46	.326	49	70	.700	26	38	64	2.1	41	311	10.4	45	61	6	85	2.8
Turcotte, Tom	21	54	144	.375	24	83	.289	30	46	.652	13	37	50	2.4	29	162	7.7	25	35	2	63	3.0
Wilson, Dave	29	208	343	.606	0	0	.000	120	147	.816	87	203	290	10.0	82	536	18.5	70	18	125	26	0.9
TEAM REBOUNDS											118	25	143	4.8								
GEORGE FOX	30	1106	2205	.502	177	529	.335	624	860	.726	545	982	1527	50.9	565	3014	100.4	505	352	189	797	26.6
OPPONENTS	30	943	2229	.423	230	597	.385	447	618	.723	464	799	1263	42.1	670	2563	85.4	566	223	87	567	18.9

A LOOK AT THE PAST



The game of basketball was invented by Dr. James Naismith 100 years ago this year, and it took just seven years for it to be brought to George Fox College (then called Pacific College).

College board member and community leader T. W. Hester and others first saw the game played at the Portland YMCA. They were captivated by the new game and secured a ball, which they brought back to the College. The first exhibition game was played shortly thereafter, in the winter of 1898, and the first site was the third floor of the old Commercial Hotel on North Main Street because the College had no adequate space for the new sport.

The first gymnasium on the campus was the upper part of one wing of an old academy building (Hoover Hall), built in 1885 and torn down in the mid-1950s. A one-room wood gymnasium building was constructed in 1916 and served until 1946, when the College opened Hester Gymnasium, a concrete block structure built partly by student/faculty labor at a cost of \$40,000. The building, with a single hemlock playing floor and seating for 1,100, served through the 1976-77 season with opening of Wheeler Center.

College athletic affiliation in men's basketball over those years has gone from independent status to membership in the old Willamette Christian College Conference, the Metropolitan Conference, the Oregon Collegiate Conference, and back again to the present status as a major small college independent member of NAIA District 2 (joined in 1965). In 1973 George Fox was the district champion for the first time and has been in the district playoffs 17 of the last 21 years, including the last 8 in a row, winning the championship in 1990.

"Our greatest basketball year," according to a College publication, "The First Fifty Years" (published in 1941), "was reached in 1917 when Pacific College won the [Willamette Valley] league championship and defeated Oregon State College 34-25." There have, of course, been many significant wins, seasons, and players throughout the last 92 years. Much of that history, however, has been lost because of the lack of available information and incomplete records prior to NAIA membership in 1965. Highlights and records since that time appear on the following pages. Pre-NAIA statistics available show these marks: Bill Hopper with a 42-point game and 1,737 career points in 1954-1958, and Cub Grimm in the 1952-53 season with a 21.0 points per game average, and 26 free throws in a contest with the Oregon Medical School in 1953.

HOW IT LOOKS FOR 1991-92

Those who know George Fox College basketball coach Mark Vernon know that the tenth-year Bruin boss is not given to boasting.

In fact, he's reticent on most occasions. But ask him about his 1991-92 team and the words start flowing.

And, although he doesn't say it braggingly, he'll not disagree with the ranking of his team as second in the nation in the preseason NAIA Division II poll.

"If this team plays to its fullest potential, it may be capable of winning the national Division II championship," says Vernon.

That kind of assumes the Bruins will win the NAIA District 2 crown on the way to the nationals. George Fox did that in 1990, then last spring lost a repeat title in the championship game played in Idaho.

The Bruins are building on seasons of 29-5 and 24-6 with that total of 53-11 – a .828 winning rate – the best in the Northwest. Vernon doesn't see a letdown, perhaps the opposite.

"We have as much talent as any team in the district," Vernon reports. "I like my team; we're ten deep."

"We have all the ingredients of a very good basketball team," says Vernon. Those "ingredients" are powerful. For opponents it will be a double-headed whammy.

Vernon assesses it succinctly: "I believe we have the two best players in the district."

Sharing the billing are 7-0 senior center Dave Wilson and 6-4 senior forward Jeff Hoffman. "Dave and Jeff are as good a one-two punch as any in all of Division II basketball," says Vernon. "Both are definitely All-American-type players."

It's not just a coach's bragging. They have the stats. And they have the previous recognition. Both were named to the all-district team last year, both to the All-Northwest small college honors squad, both NAIA honorable mention choices.

Wilson is one of just three NAIA Division II players picked by Street & Smith's magazine to its projected national small college All-American team. He led the NAIA in blocked shots at 4.3 a game. He was second in district field goal percentage at .606, third in rebounding at 10.0, sixth in district free throw accuracy at .816, and 11th in scoring at 18.5.

Hoffman was ninth in the nation in rebounding at 12.9 a game last year – first in the district – and third in the district scoring at 23.8 for the best combination in District 2. He averaged .536 from the field.

With that pair hauling down the rebounds and putting up the points, combined with a team that features four returning starters and nine returning lettermen, the Bruins will be high scoring.

A year ago George Fox averaged 100.43 points a game, sixth highest in the NAIA, 17 times going over the century mark, once at 137 points. The team's 15.0 scoring margin over opponents was 15th nationally.

The fast pace is expected to continue. "We'll play a very up-tempo game; we'll look to press and run as much as possible," says Vernon.

The Bruins aren't perfect, Vernon admits. "We must learn to play together if we have any chance to win the district championship," he says.

"The only question is how we will respond without the leadership and playmaking of Brian Martin." Martin was sixth in the nation in assists at 11.3 a game, also adding 10.4 points a game.

The Bruins don't lack talent at guard, however. Back is 6-3 senior Curt Scheidel, who matched Martin at 10.4 points a game and was one of the district's most accurate shooters from the field (.554), seventh best.

Other returning seniors include 6-5 forward Kurt Ronnow (7.3 points a game), 6-3 guard/forward Jon Hagen (5.3 a game), 6-2 guard/forward Tim Harris (5.0 a game), and 6-4 forward Matt Milligan (2.1 a game). Also back is 6-7 junior center/forward Mike Rasmussen, who averaged 8.8 a contest.

Vernon has added three standout junior college transfers to fill in the holes. Todd Spencer, a 6-3 guard, averaged 17.8 points, 9.3 rebounds, and 6.5 assists a game in leading his 1990 Clackamas Community College team as captain and MVP. He was named to the Northwest Area Community College first team.

Mark Herold, at 6-8, gives the Bruins even more height. He averaged 17.6 points and 11.6 rebounds last year at Lower Columbia Community College. He also was team captain, MVP, and NWACC first team all-star.

The third transfer is 6-1 guard Michael Pierce, who averaged 16 points, 6 rebounds, and 7 assists a game at Clark Community in the 1988-89 season, earning all-league honors.

Rounding out the Bruins are 6-0 freshman guard Dan Corbus, Tillamook; 5-7 junior guard Steve Gard, who previously played at Central College in Kansas; and Nate Linman, a 6-6 freshman forward from Seattle.


GFC's biggest hurdle to get by in the district this year? The usual, says Vernon. "Our toughest competition is always College of Idaho, but Willamette, Pacific, and Western Oregon also should be very strong."

EXPERIENCE CHART


Lettermen Returning: Jon Hagen, Tim Harris, Jeff Hoffman, Matt Milligan, Mike Rasmussen, Kurt Ronnow, Curt Scheidel, Dave Wilson

Newcomers: Dan Corbus, Steve Gard, Mark Herold, Nate Linman, Michael Pierce, Todd Spencer

By Class: *Senior* – Jon Hagen, Tim Harris, Jeff Hoffman, Matt Milligan, Kurt Ronnow, Curt Scheidel, Dave Wilson; *Junior* – Steve Gard, Mark Herold, Michael Pierce, Mike Rasmussen, Todd Spencer; *Freshman* – Dan Corbus, Nate Linman



THE BRUINS – AS INDIVIDUALS




DAN CORBUS

Freshman
6-0 • 165
Guard

Tillamook, Ore.
(Tillamook High)

One of just two freshmen – the only guard – to make this year's squad... an Oregon AAA first-team all-state selection senior year at Tillamook High... team captain and MVP... averaged 16.5 points, 7.5 assists, and 5.5 rebounds a game... good passer... drives well to basket... working on floor generalship... did not play college ball last year... a communication arts major... favorite food: pizza... hobbies: tennis, bike riding, walking... most influential persons in life: mother and father... person most admired: high school coach Bob Lamb... born: Jan. 3, 1971, son of Jim Corbus, Elinor Corbus.

MARK'S REMARKS: *"Dan is a good passer and a smart player who needs to work on quickness and strength. He'll help us in spots this year."*




STEVE GARD

Junior
5-7 • 155
Guard

Valdez, Alaska
(Valdez High)
(Central College)

A junior who joins the team, but not as a transfer... redshirted last season after transferring from Central College in Kansas, where he did not play... captain (two years) and best defensive player (three years) on Valdez team that won AAA state title in 1988... averaged 9.0 points, 8 assists a game... good shooter from the perimeter... great defense... plays hard all the time... the team's inspirational player... a social studies teaching major... favorite food: pizza... hobbies: sports, music... most influential persons in life: mother, father, brother William... person most admired: mother, father, brother... born: April 1, 1970, son of Charles and Dolores Gard. Nickname: "(Mon) Goose."

MARK'S REMARKS: *"Goose will give everything he has. He's a favorite of the team. He will do anything for the team and to help us win."*



JON HAGEN


Senior
6-3 • 195
Forward / Guard

Newberg, Ore.
(Newberg High)

A player the Bruins rely upon off the bench . . . MVP of jayvee team as a freshman . . . has continued to improve strength and outside shooting . . . great driver to the basket . . . good offensive rebounder . . . an intelligent player on and off the court—a 3.59 GPA . . . led Metro League as he captained Newberg High as a senior, averaging 21.5 points and 8 rebounds a game, named MVP . . . a psychology/business major . . . favorite food: Chinese . . . hobbies: tennis, golf, eating . . . most influential person in life: parents (father is GFC music/education professor) . . . person most admired: Arnold Schwarzenegger . . . born: Dec. 14, 1969, son of Dennis and Janet Hagen. Name pronunciation: "Hay-gun."

MARK'S REMARKS: "Jon is a player you can always count on. He plays with intelligence and drive, either as a starter or off the bench. He is a team player who will help us to many wins this season."

Year	G	FG	%	3 Pt.	%	FT	%	Rb.	Avg.	Ast.	Pts.	Avg.
88-89	28	36/80	.450	2/4	.500	23/46	.500	52	1.9	33	97	3.5
89-90	28	42/101	.416	5/14	.357	37/58	.638	72	2.6	35	126	4.5
90-91	29	56/116	.483	10/30	.333	33/52	.635	92	3.2	37	155	5.3
Career	85	134/297	.451	17/48	.354	93/156	.615	216	2.5	105	378	4.4



TIM HARRIS


Senior
6-2 • 170
Guard/Forward

Redmond, Ore.
(Redmond High)

The Bruins' Most Inspirational Player the last two seasons, after receiving same honor as freshman jayvee . . . key steal in semifinal playoff contest last year got Bruins to championship game . . . the player Vernon calls "scrappiest on the team" . . . strong inside player at 6-2 . . . MVP and team captain in high school . . . strong ties to Bruins—former All-American Randy Dunn is his cousin . . . a business major . . . favorite food: steak and potatoes . . . hobbies: tennis, golf, collecting basketball cards . . . most influential persons in life: parents . . . person most admired: Redmond High basketball coaches . . . born: Nov. 27, 1969, son of John Harris, Judy Harris.

MARK'S REMARKS: "Tim has been a pleasure to coach for four years. He plays as hard as any player I have ever coached. He helps us to many wins by his all-out, reckless style of basketball."

Year	G	FG	%	3 Pt.	%	FT	%	Rb.	Avg.	Ast.	Pts.	Avg.
88-89	17	9/25	.360	0/0	.000	4/10	.400	22	1.3	7	22	1.3
89-90	27	38/73	.521	2/6	.333	18/28	.643	65	2.4	17	96	3.6
90-91	30	51/106	.481	4/19	.211	44/58	.759	92	3.1	24	150	5.0
Career	74	98/204	.480	6/25	.240	66/96	.687	179	2.4	48	268	3.6



JEFF HOFFMAN


Senior
6-4 • 210
Forward


Portland, Ore.
(David Douglas High)
(Clackamas CC)

An All-American potential with the stats and honors to prove it... last year was ninth in nation in NAIA rebounding at 12.90, best in District 2... averaged 23.8 points a game, third best in the district for the best combination player... NAIA national All-American honorable mention and All-Northwest and District 2 first team recognitions... GFC's MVP last year... rebounding average is best ever at GFC, topping All-American Randy Dunn... season scoring total just three less than all-time GFC scoring leader, All-American Paul Cozens... scored 50 points in single game last season, including six of six three-point attempts... a team captain... averaged 11.5 rebounds and 20 points a game as sophomore at Clackamas Community where he was two-year NWAACC first team... excellent left hand around the basket... intelligent player... a business major... favorite food: pizza... hobbies: water skiing... most influential person in life: mother... person most admired: father... born: Jan. 15, 1969, son of Ron Hoffman, Linda Hoffman.

MARK'S REMARKS: *"Jeff is the best forward I've ever coached. He may be the most complete player in the district. He is a legitimate All-American candidate."*

Year	G	FG	%	3 Pt.	%	FT	%	Rb.	Avg.	Ast.	Pts.	Avg.
90-91	29	260/485	.536	45/109	.413	125/186	.672	374	12.9	65	690	23.8






MARK HEROLD

Junior
6-8 • 220
Center / Forward

Longview, Wash.
(Mark Morris High)
(Lower Columbia CC)

The second tallest of the Bruins . . . Northwest Athletic Association of Community Colleges first team all-star last year . . . MVP and captain of Lower Columbia CC team that finished second in NWAACC playoffs . . . averaged 17.6 points and 11.6 rebounds a game . . . excellent passer from the high post . . . good shooter from 17 feet and in . . . good defensive player in the post . . . a left-hander . . . a physical education secondary teaching major . . . favorite food: Mexican . . . hobbies: sports, baseball cards . . . most influential person in life: LeRoy Nelson, friend . . . person most admired: former coach Lance Roberts . . . born: June 22, 1970, son of Ted and Marilyn Herold.

MARK'S REMARKS: *"Mark will give us strength off the bench at the power forward and center positions. He is a very good rebounder and excellent passer who will give us quality minutes."*




NATE LINMAN

Freshman
6-6 • 225
Forward

Seattle, Wash.
(Seattle Christian High)

A three-sport athlete who is one of just two freshmen – the only forward – to make the Bruin squad . . . at Seattle Christian averaged 22 points and 13 rebounds a game . . . named to Washington Class A all-state team . . . league MVP two years, setting record of 39 points in single playoff game . . . also played baseball and soccer and was student body president in high school . . . strong rebounder . . . good passer . . . runs floor well . . . an athletic training major . . . favorite food: lasagna, pizza . . . hobbies: waterskiing, golf . . . most influential person in life: mother . . . person most admired: father . . . born: Sept. 19, 1972, son of Darrel and Pamala Linman. Name pronunciation: "Lynn-man"

MARK'S REMARKS: *"Nate will learn and improve tremendously his freshman season playing against (Dave) Wilson, (Jeff) Hoffman, and (Mike) Rasmussen. He could be one of the real good ones at GFC if he really wants to be. He has the body, the intelligence, and the potential."*



MATT MILLIGAN


Senior
6-4 • 190
Forward

Salem, Ore.
(North Salem High)

A back-up forward who has produced one of the highest ratings on Vernon's Value Point system...good offensive moves inside...has improved offensive skills, especially outside shooting...excels in defense...makes few mistakes...one of three married Bruins, to Heather Campbell in June in Portland...a business major...favorite food: Mexican and pizza...hobbies: spending time with family and friends...most influential person in life: Jesus Christ...person most admired: Steve Largent...born: Feb. 2, 1970, son of Lyle and Barbara Milligan. Name pronunciation: "Milley-gun."

MARK'S REMARKS: "Matt is a senior who understands our system and is a player we can use anytime off the bench. He works hard every day and is a real competitor for us."

Year	G	FG	%	3 Pt.	%	FT	%	Rb.	Avg.	Ast.	Pts.	Avg.
88-89	21	7/17	.412	0/0	.000	8/16	.500	19	.9	3	22	1.1
89-90	14	9/12	.750	0/0	.000	13/13	1.000	12	.9	8	31	2.2
90-91	15	12/24	.500	0/1	.000	8/11	.727	15	1.0	2	32	2.1
Career	50	28/53	.528	0/1	.000	29/40	.725	46	.9	13	85	1.7




MICHAEL PIERCE

Junior
6-1 • 205
Guard

Portland, Ore.
(Marshall High)
(Clark CC)

A potential starter who joins the Bruins after two years out of collegiate action...averaged 16 points, 6 rebounds, and 7 assists a game at Clark Community in 1988-89 season, seventh in league all-star voting...in high school was captain and MVP both as junior and senior, named league all-star both years...gifted shooter, excellent from three-point line...penetrates and finishes plays well...working to improve defense and floor leadership...physical education/business major...favorite food: pizza, Chinese...hobbies: waterskiing, snow skiing...most influential persons in life: God and dad...person most admired: Larry Bird, President George Bush...born: December 16, 1968, son of Lloyd Pierce, Gail Linsey.

MARK'S REMARKS: "Mike is making the transition from shooting guard to point guard and will give us a real scoring threat from the point. He is a key player to our season; he must learn to run the team. His play will determine many outcomes this season."



MIKE RASMUSSEN


Junior
6-7 • 210
Center / Forward

Wilsonville, Ore.
(West Linn High)

Most Improved Player as freshman and he's continued to improve to potential starting role . . . back-up center, but also a power forward . . . has improved strength, rebounding, and aggressiveness . . . good shooting touch at 15 feet and one of GFC's most accurate at .535 from the field . . . good rebounder . . . business major . . . favorite food: pizza . . . hobbies: sports, watching TV, movies . . . most influential persons in life: grandparents . . . person most admired: mother and father . . . born: May 7, 1971, son of Bill and Jan Rasmussen. Name pronunciation: "RAS-muh-son."

MARK'S REMARKS: *"Mike is one of the best players in the district coming off the bench. He gives us scoring in the post and also is a strong rebounder. If his defense continues to improve, he could be a big factor for us this season."*

Year	G	FG	%	3 Pt.	%	FT	%	Rb.	Avg.	Ast.	Pts.	Avg.
89-90	27	51/113	.451	0/0	.000	24/42	.571	94	3.5	9	126	4.7
90-91	26	92/172	.535	0/0	.000	44/66	.667	117	4.5	13	228	8.8
Career	53	143/285	.501	0/0	.000	68/108	.630	211	4.0	22	354	6.7



KURT RONNOW


Senior
6-5 • 210
Forward

Molalla, Ore.
(Molalla Union High)

A potential starter, who stepped in to start even as a freshman when Vernon called him best freshman in district . . . one of GFC's best three-point shooters . . . will be working on overcoming preseason knee problem . . . jump hook is one of his weapons . . . good jumping ability . . . a business/psychology major . . . favorite food: pizza . . . hobbies: basketball, golf . . . most influential person in life: GFC business prof Raymond Gleason . . . person most admired: father . . . born: Oct. 24, 1970, son of Kenneth and Myrna Ronnow. Name pronunciation: "RON-no."

MARK'S REMARKS: *"Kurt is a fluid shooter from the perimeter who also can attack the basket with authority. He keeps the other teams honest with his outside shooting ability - if you leave him open for a second he'll knock down the three. I look forward to Kurt having a good senior year."*

Year	G	FG	%	3 Pt.	%	FT	%	Rb.	Avg.	Ast.	Pts.	Avg.
88-89	28	130/266	.489	5/16	.313	68/88	.739	124	4.4	31	330	11.8
89-90	33	91/214	.425	17/31	.548	43/59	.729	106	3.2	23	242	7.3
90-91	23	65/151	.430	15/44	.341	22/32	.688	59	2.6	8	167	7.3
Career	84	286/641	.446	37/91	.407	133/179	.743	289	3.4	62	739	8.8



CURT SCHEIDEL


Senior
6-3 • 200
Guard

Vancouver, Wash.
(Columbia River High)
(Seattle U. / Clark CC)

A starter... began starting mid-season last year and became third-leading scorer... seventh in district field goal accuracy last year at .554... a team captain... an all-league first-team pick as senior at Clark Community when he averaged 17.0 points a game... averaged 8 points a game as freshman at Seattle... good outside shooter... intelligent player... fine driver to basket... working to improve defense... one of three married Bruins, to Angela Hartley in October in Portland... a language arts teaching major... favorite food: spaghetti, macaroni and cheese... hobbies: listening to music, watching TV, reading Scriptures... most influential person in life: Jesus Christ... person most admired: Ezra Taft Benson... born: Nov. 12, 1969, son of Frank and Karen Scheidel. Name pronunciation: "Shy-dell."

MARK'S REMARKS: *"Curt is very gifted in the open court. He excels in fastbreak basketball. I look for him to score 15 points a game. He's an intelligent player who understands what it takes to win."*

Year	G	FG	%	3 Pt.	%	FT	%	Rb.	Avg.	Ast.	Pts.	Avg.
90-91	30	123/222	.544	15/46	.326	49/70	.700	64	2.1	85	311	10.4




TODD SPENCER

Junior
6-3 • 190
Guard

Portland, Ore.
(David Douglas High)
(Clackamas CC)

One of three junior college transfers this year and a potential starter... averaged 17.8 points, 9.3 rebounds, and 6.5 assists a game with Clackamas Community in 1990... team captain and MVP... Northwest Area Community College Athletic Association first team all-star... can score inside or hit the three pointer... very aggressive... very good defensively... capable of triple doubles... learning to play smarter... joins cousin Jeff Hoffman... a physical education/social science major... favorite food: Chinese... hobbies: waterskiing... most influential persons in life: parents... person most admired: Larry Bird... born: Feb. 27, 1969, son of Mike and Carolyn Spencer.

MARK'S REMARKS: *"Todd gives us scoring, rebounding, and passing when he comes onto the floor. He definitely makes something happen. With his aggressive style of play he will give us big lifts as a starter or off the bench this season."*



DAVID WILSON

Senior
7-0 • 220
Center


Chehalis, Wash.
(West High)

One of the nation's best small college players . . . "Street and Smiths" names him to small college "Super 5" honorable mention, one of three NAIA Division II players . . . "USA Today" names him one of five in Division II "Players to Watch" . . . even as a sophomore named NAIA District 2 Player of Year and the top player on All-Northwest team . . . twice NAIA All-American honorable mention and three-time All-District and All-Northwest, last year second in voting . . . led the nation's NAIA colleges in blocked shots with 125 last season and 4.80 a game . . . career field goal accuracy of .617 best ever at GFC . . . last year's .816 accuracy at the line was best for the Bruins . . . should reach 2,000 career points, entering year at 1,507 . . . three times has had "triple double" in scoring, rebounding, and blocked shots . . . the Bruins speaking captain . . . has improved strength through weight training . . . red-shirted scheduled sophomore year with broken right foot . . . one of three married players, to Julie Tauriainen in June 1990 in Alaska . . . a business major . . . favorite food: pizza, Chinese . . . hobbies: bike riding, racquetball . . . most influential person in life: father . . . person most admired: Akeem Olajuwon . . . born: Sept. 18, 1969, son of Terry and Donna Wilson.

MARK'S REMARKS: "Dave is potentially the most valuable player in the district and in the Northwest and even in NAIA Division II. He is a seven-footer who can score over 20 a night and he can dominate the boards and intimidate defensively. I look for him to have a tremendous season. Everything we do revolves around him."


Year	G	FG	%	3 Pt.	%	FT	%	Rb.	Avg.	Ast.	Pts.	Avg.
87-88	33	122/190	.642	0/0	.000	61/88	.693	193	5.8	26	315 315	9.6
89-90	34	252/410	.615	0/0	.000	152/207	.734	294	8.6	27	656	19.3
90-91	29	208/343	.606	0/0	.000	120/147	.816	290	10.0	26	536	18.5
Career	96	582/943	.617	0/0	.000	333/442	.753	777	8.1	79	1507	15.7

1497



COACH MARK VERNON

Mark S. Vernon is George Fox College's winningest coach ever with a 196-90 record, a winning rate of .685. He has averaged 21.8 wins a year in his nine years. And, Vernon is the only GFC coach to have ever posted a winning record on the road, where he is 87-67.



His efforts have not gone unnoticed. In 1985, 1987, and again in 1991 he was named NAIA District 2 Basketball Coach of the Year. He was the youngest coach in the district the first time and the Bruins had just gone 27-7, the best record in GFC's history to that time, and a record that made it Oregon's winningest college in basketball – at any level – in Oregon. In 1987 he was named National Christian College Athletic Association National Coach of the Year.

In his first season the Bruins were 15-16, in tenth place in NAIA District 2, up from 16th the year before. The next year the Bruins were 17-12 and in fifth slot. In 1984-85 the Bruins produced their 27-7 mark and were second. Six years ago GFC went 21-10, third in the district, five years ago it was a 27-6 record, second in the district. Four years ago GFC, at 17-16, was third. Three years ago at 19-12, the Bruins were fifth. Two years ago the Bruins were district champions at 29-5, the best record for any Oregon college team. Last year GFC, at 24-6, was second.

Vernon, 38, has his entire collegiate coaching career at George Fox, but the tie with the Bruins is longer. He came to the College in 1975 as a student and basketball player. Upon completion of his eligibility he remained with GFC as an assistant for three years (1977-78, 79-80, and 81-82).

He was named head coach in 1982 after a nationwide search that began with 70 names.

Vernon was assistant for the Bruins while working on a master's degree in physical education at Linfield College, with work completed in 1982. Vernon teaches physical education classes in addition to his coaching.

A 1977 George Fox graduate, Vernon, as a senior, was named the College's Outstanding Physical Education Major. The same year he was named George Fox's Outstanding Young Person in Teacher Education.

In the fall of 1981 Vernon joined the GFC physical education faculty as women's volleyball coach, women's tennis coach, and basketball assistant, along with teaching assignments.

As a basketball Bruin, Vernon was a guard, establishing the Bruins' all-time career high average in assists (3.9) at that time. He was named the team's Most Inspirational Player by his teammates as a senior, a year the Bruins were 20-9. During Vernon's two years in a Bruin uniform his teams were 39-17. Vernon compiled statistics that place him third in the Value Point System.

Vernon also played one year at Highline Community College, Seattle, receiving both Best Defense and Hustle awards. He also played ball at West Seattle High School, where he was named Outstanding Athlete of the Year as a senior.

Vernon and his wife, Denise, were married in August 1981. She is a dental assistant for Newberg dentist Lance Rosenau. They have a son, Brett, born June 19, 1991.

ASST. COACH STEVE GRANT

Steve Grant is in his tenth year with the Bruins, being named in 1982 to the George Fox physical education teaching faculty and to serve as men's basketball assistant and head women's volleyball coach.

Grant, 45, replaced Mark Vernon as volleyball coach when Vernon stepped up to the head basketball position. The Bruin assistant is a 1969 graduate of Biola, where as a guard for the Eagles he was named Most Valuable both his junior and senior years. He then was named assistant basketball coach for two years, also assisting in soccer.



At Western Baptist College in 1981-82, Grant coached the women's basketball team and was head men's soccer coach, guiding the Warriors to an 8-4-3 mark. Grant previously was at Salem Academy for ten years where for nine years, until 1980, he guided the basketball Crusaders. He coached varsity baseball for five seasons, then varsity women's volleyball for five years, leading Salem Academy to the playoffs each of those years.

In his first season with the volleyball Bruins, Grant guided his squad to a 15-6 record and regional playoffs. In his second year it was 11-18. In 1984 it was 30-10 as George Fox won the National Christian College Athletic Association national championship in Chicago. Grant was named NCCAA national Coach of the Year as well as NAIA District 2 1984 Coach of the Year as his Lady Bruins finished third in district play. In 1985 the Lady Bruins were 16-18, then it was 15-16, and in 1987 the Lady Bruins, with a 33-22 record, again won the NCCAA national title. Grant was again named NCCAA Coach of the Year. In 1988 GFC finished 30-13 and was third in NAIA District 2, the Lady Bruins' highest district finish ever. In 1990 GFC, with a 26-18 record, finished second in the NCCAA national championships. Last year his Lady Bruins were best in NAIA District 2 at 26-5. This fall the record was 22-13 in district, fourth going into the district playoffs.

Grant earned a master's degree from Linfield College in 1985.


Grant and his wife, Kathleen, live in Salem. They have two children, Jeff, 19, and Bryan, 16.



BRUIN STAFF

CRAIG TAYLOR is in his fourth year as George Fox College Athletic Director, but he has been associated with the Bruins for 18 years as player, coach, and professor.

The AD has been coach of GFC's women's basketball teams since 1981 when he rejoined the coaching and PE staff after two years with a sporting goods retailing firm. From 1976 through 1979 Taylor was the Bruin baseball coach while also serving as assistant basketball coach.



Taylor, associate professor of physical education, coached Lady Bruin softball from 1981 to 1988, took a hiatus year, then resumed last year with a 8-11-1 season.

Taylor, 40, came to George Fox in 1971 as a junior forward for the men's basketball team. In 1972-73 he helped the Bruins to the NAIA District 2 basketball title, the only GFC team to represent the district in the NAIA national basketball tournament in Kansas City.

Taylor graduated from George Fox in 1974, named both Outstanding Man in Teacher Education and Outstanding PE Major. He received a master of science degree in education from Linfield College in 1975. While enrolled in graduate courses he was a residence hall director at GFC, in that position for three years. Currently he is in a doctoral degree program at Oregon State University.

As softball coach he directed his teams to a 91-86-1 record and in 1985 he was named NAIA District 2 Coach of the Year for softball. He has coached the Lady Bruins in basketball to a 132-127 record.

Taylor is a member of the NAIA District 2's Executive Committee, serving since 1985.

At George Fox the athletic director is responsible for athletic department functions, including eligibility and compliance with GFC and NAIA regulations, budgeting, and department and sports center management.

BARRY HUBBELL has directed the George Fox Sports Information program since 1970. He joined the College staff in 1968 as Director of Information and in 1972 was named Director of College Relations, overseeing all college publicity and promotion. In 1988 he was named Assistant to the President. He chaired the College's Centennial planning committee with GFC celebrating its 100th anniversary in 1990-91. A 1964 graduate of the College, he was a correspondent for Portland and Salem newspapers and a McMinnville radio station before assuming his George Fox positions.

He is a member of the NAIA Sports Information Directors Association and the College Sports Information Directors Association. In the last ten years the organizations have awarded his publications 25 national awards, including five first places; included are those for best basketball media guides, best basketball programs, and best track media guides.

BRUIN STAFF

MIKE WIRTA is in his 21st year as George Fox basketball statistician. Called "Biggs" by his friends, Wirta is a 1974 George Fox graduate and perhaps one of the most loyal Bruin fans. A member of the College's physical plant staff, Wirta, 42, has the upkeep of the sports center as his major responsibility. A Newberg native, he devotes many volunteer hours to compiling statistics and records for the players and teams recorded in this book.



In 1988 the College's Alumni Association named Wirta its Volunteer of the Year, just the second person to receive the designation.

STEVE CURTIS is in his fifth year as trainer for the basketball Bruins – and all GFC athletic teams. A 1982 GFC graduate with a degree in physical education, Curtis received a master's degree in teaching from Portland State University in 1987. He is a certified athletic trainer by the Board of Certification of the National Athletic Trainers Association.



Curtis, 32, was head trainer, teacher, and activities director at Franklin High School, Portland, prior to joining the GFC athletic staff. He is a native of Monmouth, Oregon, and a graduate of Salem Academy. While student teaching at GFC he served as assistant coach for the track Bruins in the 1982-83 school year.

Curtis has a long – and successful – association with track. He was the NAIA District 2 hammer throw champion for three consecutive years, 1980-82, finishing 11th and 12th nationally in the event. He also was third in the district in the discus his senior year, when he was named the Bruin MVP.

At GFC Curtis not only is an athletic trainer for 11 sports but is instructor in physical education, teaching athletic training classes and the exercise science classes. He and his wife, Karen, have two sons, Christopher, 5, and Kendall, 2.

SPORTS INFORMATION ASSISTANTS –

Gennie Sluder

~~Rob Felton, Jeremy~~

~~Rogan~~

SCOREKEEPER – Don Millage

CLOCK – Bob Stewart, Quincy Fodge, Larry Herrick, Jack Harris

STATISTICAL ASSISTANTS – Randy Hutchins, Shawn Querin

BALL BOYS – Jason Herrick, Jamie Johnson, Mark Johnson

PEP BAND DIRECTOR – Jason Emery

BRUIN HOSTS / HOSTESSES



Left to right: Ziemann, Peterson, Garrick, Sivley, Passey, Anderson, Stevens.

The College's "official greeters" to Bruin sports fans and for other special occasions, the 1991-92 Bruin Host/Hostesses, were specially chosen from those volunteering to serve. In charge of hospitality for the Coleman Wheeler Sports Center, they welcome fans; take tickets; distribute programs; provide news media, stats crews, and special guests with refreshments; and assist with the post-season basketball awards dessert.

Leading the 18-year-old organization this year are Cathy Stevens, a business major from Newberg, and Kristin Anderson, a senior biology major from Beaverton. Other members are Glen Garrick, a senior Christian education major from Plentywood, Montana; Christine Peterson, a junior psychology major from Hayden Lake, Idaho; Jeff Passey, a sophomore athletic training major from Seattle; Teresa Sivley, a junior business major from Newberg; and Paulie Ziemann, a junior elementary education major from Central Point, Ore.

BRUIN RALLY SQUAD



Left to right, back row: Elardo, Petersen, Underwood, Snook, Brochu. Front row: McBride, Gunther, Noble.

Bruin basketball cheers are led by an eight-member squad selected by tryout. Members are Sunni Brochu, a sophomore elementary education major from Ashland, Ore.; Audra Elardo, a freshman telecommunication major from Aurora, Ore.; Cassy Gunther, a sophomore sociology major from Kalispell, Montana; Shelley McBride, a freshman business major from Eugene, Ore.; Ronalee Noble, a freshman liberal arts major from Federal Way, Wash.; Tammy Peterson, a sophomore business major from Portland, Ore.; Missey Snook, a senior business/economics major from Tillamook; and Aimee Underwood, a sophomore secondary education major from Roseburg, Ore.

RADIO BROADCAST

The George Fox College basketball Bruins, for the first time in their history, are double-covered this year, perhaps the only Oregon college and one of just a few in the nation with two commercial radio stations broadcasting.

For the first time, George Fox acquires Portland metro area coverage with Sports Radio KFXX. The station, at 1520 on the AM dial, will broadcast the following schedule:

Dec. 7	Concordia (9 p.m.)
Dec. 13	College of Idaho
Dec. 20	Pacific
Jan. 3	Oregon Tech
Jan. 14	Warner Pacific
Jan. 21	Western Oregon State
Feb. 13	Western Baptist
Feb. 18	Pacific
Feb. 21	Northwest Christian
Feb. 25	Warner Pacific



Except as noted, coverage starts at 7:10 p.m. Sports broadcaster Tom Hewitt will do the play-by-play.

And, station KLYC, McMinnville, will continue Bruin coverage in Yamhill County. The station, at 1260 on the AM dial, will broadcast a schedule that includes:

Nov. 23	Columbia Christian
Dec. 10	Linfield
Jan. 14	Warner Pacific
Jan. 21	Western Oregon State
Feb. 18	Pacific
Feb. 25	Warner Pacific



Broadcasts start at 7:15 with play-by-play by Jon Warren. Other games may be added during the season.





1991-92 Bruins left to right: Jon Hagen, Asst. Coach Steve
Mike Rasmussen, Curt Scheidel, Dave Wilson, Todd Spencer,
Dan Corbus, Matt Milligan, C


No.	Name	Pos.	Height	Weight	Age
12	CORBUS, Dan	G	6-0	165	20
14	GARD, Steve	G	5-7	155	21
21	LINMAN, Nate	F	6-6	225	19
22	PIERCE, Michael	G	6-1	205	22
24	HAGEN, Jon	F/G	6-3	195	21
30	SCHEIDEL, Curt	G	6-3	200	22
32	SPENCER, Todd	G	6-3	190	22
33	HARRIS, Tim	G/F	6-2	170	22
34	HOFFMAN, Jeff	F	6-4	210	22
40	RONNOW, Kurt	F	6-5	210	21
41	MILLIGAN, Matt	F	6-4	190	21
42	HEROLD, Mark	C/F	6-8	220	21
44	WILSON, Dave	C	7-0	220	22
45	RASMUSSEN, Mike	C/F	6-7	210	20

ALPHABETICAL ROSTER

Corbus, Dan (12)
Gard, Steve (14)
Hagen, Jon (24)
Harris, Tim (33)

Herold, Mark (42)
Hoffman, Jeff (34)
Linman, Nate (21)
Milligan, Matt (41)

1991-92 BASKETBALL ROSTER



Grant, Kurt Ronnow, Steve Gard, Nate Linman, Michael Pierce, Spencer, Mark Herold, Tim Harris, Ron Wolfe (no longer on team), Coach Mark Vernon, Jeff Hoffman.

Year	Exp.	Hometown (High School)
Fr.	HS	Tillamook, Oregon
Jr.	1CC	Valdez, Alaska (Valdez)
Fr.	HS	Seattle, Wash. (Seattle Christian)
Jr.	2CC	Portland, Ore. (Marshall) (Clark CC)
Sr.	3V	Newberg, Ore. (Newberg)
Sr.	2CC/1V	Vancouver, Wash. (Columbia River) (Clark CC)
Jr.	2CC	Portland, Ore. (David Douglas) (Clackamas CC)
Sr.	3V	Redmond, Ore. (Redmond)
Sr.	2CC/1V	Portland, Ore. (David Douglas) (Clackamas CC)
Sr.	3V	Molalla, Ore. (Molalla)
Sr.	3V	Salem, Ore. (North Salem)
Jr.	2CC	Longview, Wash. (Mark Morris) (Lower Columbia CC)
Sr.	3V	Chehalis, Wash. (West)
Jr.	2V	Wilsonville, Ore. (West Linn)

Pierce, Michael (22)
Rasmussen, Mike (45)
Ronnow, Kurt (40)
Scheidel, Curt (30)

Spencer, Todd (32)
Wilson, Dave (44)

BRUIN RECORDS

(Since Joining NAIA)

INDIVIDUAL SINGLE GAME RECORDS

Most Points - 50	Jeff Hoffman*
	vs. Columbia Christian 2/14/91
Most Field Goals - 19	Jeff Hoffman*
	vs. Columbia Christian 2/14/91
Most Field Goals Att. - 31	Larry Craven
	vs. Southern Oregon 1/26/69
Best Field Goals Pct. - 1.000 (10-10)	J. R. Smith
	vs. Columbia Christian 1/29/82
Best Field Goals Pct. (with miss) - .933 (14-15)	Paul Cozens
	vs. Pacific 12/17/76
Most 3-Point Goals - 6	Jeff Hoffman*
	vs. Columbia Christian 2/14/91
Most 3-Point Attempts - 11 15	Brian Martin RONNIE
	vs. Western Baptist NW TOWA 12/1/90
Best 3-Point Percentage - 1.000 (6-6)	Jeff Hoffman*
	vs. Columbia Christian 2/14/91
Most Free Throws Made - 16	Kenny Stone (16-19)
	vs. College of Idaho 1/28/87
Most Free Throws Att. - 19	Kenny Stone (16-19)
	vs. College of Idaho 1/28/87
Best Free Throw Pct. - 1.000	Paul Cozens (12-12)
	vs. Warner Pacific 2/21/78
Best Free Throw Pct. (with miss) - .933	Tom Hewitt (14-15) vs. Pacific 12/18/75
	Hille van der Kooy (14-15) vs. Eastern Oregon 12/5/80
	Randy Dunn (14-15) vs. Linfield 1/6/84
Most Rebounds - 25	Gordy Loewen
	vs. Warner Pacific 2/11/71
Most Off. Reb. - 16	Gordy Loewen
	vs. Warner Pacific 2/11/71
Most Def. Reb. - 20	Eric Swanson vs. NNC 2/8/88
Most Assists - 20	Brian Martin vs. Warner Pacific 1/19/91
Most Turnovers - 11	Gary Chenault
	vs. Portland State 1/13/78
Most Steals - 11	Curtis Kimbrough vs. U.C. - San Diego 12/19/84
	Jeff Richards vs. Dominican 1/2/88
Most Blocked Shots - 12 13	Dave Wilson*
	vs. Concordia NW CHRISTIAN 2/9/88
	vs. Pacific NOV. 19, 1991 11/17/89

INDIVIDUAL SEASON RECORDS

Most Points - 692 799	Paul Cozens 1977-78 WILSON
Best Average - 23.9	Paul Cozens 1977-78
Most Field Goals Made - 270 299	Paul Cozens 1977-78 WILSON
Most Field Goals Att. - 500	Rob Wunder 1973-74
Best Field Goal Pct. - .642 (122-190)	Dave Wilson* 1987-88
Most Consecutive Field Goals - 16	J. R. Smith 1981-82
Most 3-Points Made - 48 59	Dan Newman 1987-88 PIERCE
Most 3-Point Attempts - 119 147	Brian Martin 1990-91 PIERCE
Best 3-Point Pct. - .500 (48/96)	Dan Newman 1987-88
Most Free Throws Made - 152 201	Paul Cozens 1977-78 WILSON
	Dave Wilson* 1989-90
Most Free Throws Att. - 271 249	Kenny Stone 1984-85 WILSON
Best Free Throw Pct. - .932 (69-74)	Dan Newman 1986-87
Most Consecutive Free Throws - 56	Gary Chenault 1978-79
Most Rebounds - 422	Randy Dunn 1981-82
Most Offensive Rebounds - 138	Randy Dunn 1981-82
Most Defensive Rebounds - 287	Eric Swanson 1987-88
Best Rebound Average - 12.90	Jeff Hoffman* 1990-91

* Current team member

Most Assists - 340 Brian Martin 1990-91
 Best Assist Average - 11.33 Brian Martin 1990-91
 Most Blocked Shots - 170 Dave Wilson* 1987-88
 Best Block Average - 5.15 Dave Wilson* 1987-88
 Most Turnovers - 132 Mike Royer 1981-82
 Most Steals - 110 Curtis Kimbrough 1986-87
 Best Steal Average - 3.48 Curtis Kimbrough 1985-86
 Most Fouls - 116 Dave Mauermann 1982-83
 Highest Foul Average - 3.74 Dave Mauermann 1982-83
 Most Games Played - ~~34~~ **35** ~~10 Players tied 1989-90~~ **7 PLAYERS**
1991-92

INDIVIDUAL CAREER RECORDS

Most Points - ~~2187~~ **2296** ~~Paul Cozens 1974-78~~ **WILSON**
 Best Average - 20.53 Hille van der Kooy 1979-81
 Most Field Goals Made - 895 Paul Cozens 1974-78
 Most Field Goals Att. - 1,620 Paul Cozens 1974-78
 Best Field Goal Pct. - ~~.617~~ **.621** Dave Wilson* 1987-91 **92**
 Most 3-Points Made - 90 Rich Schlachter 1989-90
 Most 3-Point Attempts - 261 Rich Schlachter 1989-90
 Best 3-Point Percentage - .479 (80/167)
 Dan Newman 1986-88
 Most Free Throws - ~~455~~ **534** ~~Kenny Stone 1983-87~~ **WILSON**
 Most Free Throws Att. - ~~688~~ **691** ~~Kenny Stone 1983-87~~ **WILSON**
 Best Free Throw Pct. - .870 Gary Chenault 1976-79
 Most Rebounds - 1,147 Paul Cozens 1974-78
 Most Offensive Rebounds - 335 Randy Dunn 1981-84
 Most Defensive Rebounds - 821 Paul Cozens 1974-78
 Best Rebound Average - 11.69 .. ~~Hille van der Kooy 1979-81~~ **HOFFMAN**
 Most Assists - 614 Brian Martin 1989-91
 Best Assist Average - 9.59 Brian Martin 1989-91
 Most Steals - 341 Curtis Kimbrough 1983-87
 Best Steal Average - 2.94 Curtis Kimbrough 1983-87
 Most Games Played - ~~126~~ **131** ~~Kenny Stone 1983-87~~ **WILSON**
 Most Personal Fouls - ~~243~~ **348** ~~Kenny Stone 1983-87~~ **WILSON**
 Most Blocked Shots - ~~461~~ **598** Dave Wilson* 1987-91
 Best Blocked Shots Average - ~~4.30~~ **4.56** Dave Wilson* 1987-91

TEAM SINGLE GAME RECORDS

Most Points - 143 vs. Northwest (143-56) 1/23/87
 Least Points - 33 vs. Eastern Oregon (33-30) 2/6/81
 Least Points Against - 30 vs. Eastern Oregon (33-30) 2/6/81
 Most Points Against - 124 vs. Portland State (124-81) 1/13/78
 Biggest Winning Margin - 87 vs. Northwest (143-56) 1/23/87
 Biggest Losing Margin - 62 vs. Lewis & Clark (112-50) 1/15/70
 Most Field Goals - 57 vs. Northwest (1/23/87)
 Most Field Goals Att. - 114 .. vs. Columbia Christian 1/8/74
 Best Field Goal Pct. - .714 vs. Columbia Christian (40-56) 1/29/82
 Worst Field Goal Pct. - .202 ... vs. Pacific (21-104) 12/10/67
 Most 3-Point Goals - 11 vs. Concordia 3/10/88
 vs. Lewis & Clark 1/27/90
 Most 3-Point Attempts - ~~28~~ **31** .. vs. ~~Puget Sound 12/8/90~~
vs WILLAMETTE 2-27-92 vs. College of Idaho 3/6/91
 Best 3-Point Percentage - .778 (7/9) . vs. St. Martins 1/6/87
 vs. Northwest Christian 1/20/89
 Most Free Throws Made - 39 vs. Lewis & Clark (39-47) 1/8/71

* Current team member

MILLER GYM RECORDS

INDIVIDUAL HOFFMAN CO. CHR.

Most Points	48 50	Hille van der Kooy (GFC)	24-91
		vs. Eastern Oregon 12/5/80	
Most Field Goals - 20		Mark Wickman (Linfield)	
		vs. GFC 1/2/78	
Most Field Goals Att. - 29		Vinne Forks (SOSC)	
		vs. Concordia 12/21/79	
Best Field Goal Pct. - 1.000 (10-10)		J. R. Smith (GFC)	
		vs. Columbia Christian 1/29/82	
Most Free Throws - 16		Kenny Stone (GFC)	
		vs. College of Idaho 11/28/87	
Most Free Throws Att. - 19		Kenny Stone (GFC)	
		vs. College of Idaho 11/28/87	
Best Free Throw Pct. - 1.000 (12-12)		Paul Cozens (GFC)	
		vs. Warner Pacific 1/21/78	
Most Rebounds - 23		Hille van der Kooy (GFC)	
		vs. Eastern Oregon 12/5/80	
		Eric Swanson (GFC)	
		vs. Northwest Nazarene 2/5/88	
Most Assists	20	Brian Martin (GFC)	1-14-91
		vs. Concordia 2/20/90	
Most Steals - 9		Jeff Rust (Western Baptist)	
		vs. Warner Pacific 3/5/82	
		Toby Long (GFC)	
		vs. Northwest 1/23/87	
Most Blocks - 12		Dave Wilson* (GFC)	
		vs. Pacific 11/17/89	

TEAM

Most Points - 143	GFC (vs. Northwest) 1/23/87
Most Field Goals - 57	GFC (vs. Northwest) 1/23/87
Most Field Goals Att. - 93	Northwest Nazarene
	(vs. Warner Pacific) 12/2/77
Best Field Goal Pct. - .714 (40-56)	GFC
	(vs. Columbia Christian) 1/29/82
Most Free Throws - 42	Concordia (vs. SOSC) 12/21/79
Most Free Throws Att. - 52	Concordia
	(vs. Warner Pacific) 12/6/81
Best Free Throw Pct. - 1.000 (13-13)	Judson Baptist
	(vs. Concordia) 3/5/82
Most Rebounds - 71	GFC (vs. Warner Pacific) 2/17/90
Most Assists - 41	GFC (vs. Northwest) 1/23/87
Most Steals - 28	GFC (vs. Northwest) 1/23/87
Most Blocks - 15	GFC (vs. Willamette) 12/2/88
	GFC (vs. Pacific) 11/17/89

BRUIN TOP TEN

(NAIA Competition)

CAREER SCORING

Name	Years Played	Games	Total	Average
Paul Cozens	1974-78	113	2187	19.35
Dan Newman	1980-82;			
	1986-88	120	2113	17.61
Kenny Stone	1983-87	126	2050	16.27
Randy Dunn	1981-84	88	1744	19.82
Dave Wilson*	1987-92	131	1507	15.10
Mike Royer	1978-82	114	1367	12.00
Dave Adrian	1975-78;			
	1979-80	103	1307	12.69
Gordy Loewen	1968-72	100	1300	13.00
Gary Chenault	1976-79	86	1187	13.80
Hille van der Kooy	1979-81	57	1170	20.52
Jeff Hoffman*	1990-92	29	590	23.80
(Player to watch)			1264	19.75

CAREER REBOUNDING

Paul Cozens	1974-78	113	1147	10.15
Kenny Stone	1983-87	126	1116	8.86
Dave Alteneder	1965-69	104	1013	9.74
Randy Dunn	1981-84	88	994	11.30
Gordy Loewen	1968-72	100	968	9.68
Curtis Kimbrough	1983-87	116	797	6.87
Dave Wilson*	1987-92	131	777	8.00
Ray Willis	1972-75	91	771	8.47
Gary Blackmar	1965-68	76	740	9.74
Hille van der Kooy	1979-81	57	660	11.58
Jeff Hoffman*	1990-92	29	374	12.89
(Player to watch)			748	11.69

CAREER ASSISTS

Brian Martin	1989-91	64	614	9.59
Al Vasey	1982-86	118	520	4.41
Mike Royer	1978-82	114	509	4.46
Curtis Kimbrough	1983-87	116	501	4.32
Brent Peterson	1985-89	116	462	3.98
Phil Barnhart	1977-81	113	428	3.79
Tom Hewitt	1973-77	111	404	3.64
Dave Adrian	1975-78;			
	1979-80	103	376	3.65
Eddie Fields	1970-73	83	325	3.92
Kenny Stone	1984-87	126	316	2.51
CURT SCHEIDEL	1990-92	65	316	4.89

CAREER FIELD GOAL ACCURACY

(Minimum two years)

Dave Wilson*	1987-92	761/582	1418	621
Eric Swanson	1986-88	431/736		.586
Kenny Stone	1983-87	794/1388		.572
Toby Long	1985-87	346/607		.570
Iiley Thompson	1982-84	188/336		.560
Paul Cozens	1974-78	895/1620		.552
Randy Dunn	1981-84	697/1265		.551
Mike Redmond	1985-87	250/455		.549
Dave Mauermann	1981-83	245/447		.548
Eric Smith	1980-82	122/224		.545
Jeff Hoffman*	1990-92	260/485		.536
(Player to watch)				

* Current team member

CAREER FREE THROW ACCURACY

(Minimum two years)

Gary Chenault	1976-79	195/224	.870
Dave Morgan	1970-72	84/98	.857
Paul Cozens	1974-78	397/470	.845
Al Vasey	1982-86	126/151	.834
Eric Lautenbach	1984-88	146/177	.825
Dan Newman	1980-82;		
	1986-88	380/462	.822
Jim McNelly	1965-67	82/100	.820
Randy Dunn	1981-84	350/441	.794
Larry Jury	1983-84	231/299	.778
Greg Bolt	1983-85	146/189	.772

WILSON

1987-92 734/691

.773

CAREER STEALS

Name	Years Played	Games	Total	Average
Curtis Kimbrough	1983-87	116	341	2.94
Kenny Stone	1983-87	126	252	2.00
Brent Peterson	1985-89	116	214	1.84
Les Harrison	1984-86	61	178	2.92
Gary Chenault	1976-79	86	161	1.87

CAREER BLOCKS

Dave Wilson*	1987-92	96/131	461/578	4.80
Kenny Stone	1983-87	126	430	3.41
Hille van der Kooy	1979-81	57	121	2.12
Curtis Kimbrough	1983-87	116	74	0.63
Rich Schlachter	1986-90	103	74	.72

SEASON SCORING

Name	Year	Total
Paul Cozens	1977-78	692
Jeff Hoffman*	1990-91	690
Dave Wilson*	1989-90	656
Eric Swanson	1987-88	654
Randy Dunn	1982-83	614
Hille van der Kooy	1979-80	598
Kenny Stone	1985-86	592
Dan Newman	1987-88	591
Randy Dunn	1981-82	581
Kenny Stone	1986-87	576

SEASON REBOUNDING

Randy Dunn	1981-82	422
Eric Swanson	1987-88	397
Jeff Hoffman*	1990-91	374
Paul Cozens	1977-78	370
Randy Dunn	1982-83	343
Hille van der Kooy	1979-80	333
Hille van der Kooy	1980-81	327
Kenny Stone	1985-86	318
Kenny Stone	1986-87	309
Paul Cozens	1976-77	305

SEASON ASSISTS

Brian Martin	1990-91	340
Mike Royer	1981-82	178
Tom Hewitt	1976-77	177
Phil Barnhart	1979-80	172
Al Vasey	1983-84	172
Jeff Bieker	1981-82	168
Curtis Kimbrough	1985-86	163
Jeff Richards	1988-89	160

* Current team member

SCHIEDL

1991-92 271

33

Curtis Kimbrough	1986-87	156
Brent Peterson	1986-87	156
Mark Vernon	1976-77	155

SEASON SCORING AVERAGE

Paul Cozens	1977-78	23.9
Jeff Hoffman*	1990-91	23.8
Randy Dunn	1982-83	21.2
Randy Dunn	1983-84	21.1
Dan Newman	1987-88	21.1
Hille van der Kooy	1979-80	20.6
Hille van der Kooy	1980-81	20.4
Tim Hardie	1976-77	20.1
Eric Swanson	1987-88	19.8
Kenny Stone	1985-86	19.7

SEASON REBOUNDING AVERAGE

Jeff Hoffman*	1990-91	12.90
Randy Dunn	1981-82	12.79
Paul Cozens	1977-78	12.75
Tom Ackerman	1968-69	12.73
Eric Swanson	1987-88	12.03
Randy Dunn	1982-83	11.83
Gary Blackmar	1966-67	11.80
Hille van der Kooy	1980-81	11.70
Hille van der Kooy	1979-80	11.50
Dave Alteneder	1967-68	10.80

SEASON STEALS

Name	Years Played	Games	Total	Average
Curtis Kimbrough	1986-87	33	110	3.33
Curtis Kimbrough	1985-86	31	108	3.48
Curtis Kimbrough	1984-85	34	104	3.06
Les Harrison	1984-85	34	90	2.65
Les Harrison	1985-86	27	88	3.26

SEASON BLOCKS

Dave Wilson*	1987-88	33	170	5.15
Dave Wilson*	1989-90	34	166	4.88
Dave Wilson*	1990-91	29	125	4.31
Kenny Stone	1984-85	34	123	3.62
Kenny Stone	1986-87	33	122	3.70
Kenny Stone	1985-86	30	112	3.73
Kenny Stone	1983-84	29	73	2.52

GAME SCORING

Jeff Hoffman*	2/14/91 (Columbia Christian)	50
Hille van der Kooy	12/5/80 (Eastern Oregon)	42
Paul Cozens	1/21/78 (Warner Pacific)	38
Hille van der Kooy	2/21/81 (Warner Pacific)	38
Paul Cozens	2/19/75 (Southern Oregon)	37
Tom Hewitt	1/25/77 (Alaska - Anchorage)	36
Eric Swanson	2/27/88 (Eastern Oregon)	36
Paul Cozens	12/30/75 (Linfield)	35
Jeff Hoffman*	12/8/90 (Puget Sound)	35
Jeff Hoffman*	12/29/90 (Eastern Oregon)	35
DAVE WILSON	1/23/92 (CONCORDIA)	35

GAME REBOUNDING

Gordy Loewen	2/11/71 (Warner Pacific)	25
Jeff Hoffman*	11/24/90 (St. Martins)	24
Hille van der Kooy	12/5/80 (Eastern Oregon)	23
Randy Dunn	2/18/84 (Northwest Nazarene)	23
Eric Swanson	2/5/88 (Northwest Nazarene)	23

* Current team member

JEFF. HOFFMAN 2/29/92 (WILLAMETTE) 22

Gordy Loewen	2/22/69 (Southern Oregon)	22
Kenny Stone	1/24/87 (Eastern Oregon)	21
Dave Wilson*	1/19/91 (Warner Pacific)	20
and four other players a total of 8 times		

GAME ASSISTS

Brian Martin	1/19/91 (Warner Pacific)	20
Brian Martin	2/14/91 (Columbia Christian)	18
Brian Martin	2/20/90 (Concordia)	17
Brian Martin	1/12/91 (Northwest Nazarene)	16
Brian Martin	2/16/91 (Western Baptist)	16
Brian Martin	1/5/91 (Western Baptist)	15
Brian Martin	2/2/91 (Warner Pacific)	15
Mike Royer	1/18/82 (Eastern Oregon)	14
Les Harrison	3/1/86 (Warner Pacific)	14
Brian Martin	3/2/91 (Linfield)	14

GAME STEALS

Curtis Kimbrough	12/19/84 (U.C.-San Diego)	11
Jeff Richards	1/2/88 (Dominican)	11
Toby Long	1/23/87 (Northwest)	9
Curtis Kimbrough	12/14/85 (Concordia)	8
Les Harrison	1/11/86 (Columbia Christian)	8
Todd Erickson	2/19/91 (Concordia)	8

GAME BLOCKS

Dave Wilson*	2/9/88 (Concordia)	12
Dave Wilson*	11/17/89 (Pacific)	12
Dave Wilson*	3/10/88 (Concordia)	11
Dave Wilson*	1/2/88 (Dominican)	11
Dave Wilson*	12/2/87 (Willamette)	10
Dave Wilson*	11/25/89 (Seattle Pacific)	10
11/10/92 (WILL. TELL)		10

GAME TRIPLE DOUBLES

Name	Game	Points	Rebounds	Assists	Blocks
Dave Adrian	2/11/78 (College of Idaho)	10	10	10	
Kenny Stone	1/17/87 (Northwest Nazarene)	21	11	10	
Curtis Kimbrough	1/23/87 (Northwest College)	12	10	10	
Dave Wilson*	1/2/88 (Dominican)	14	11		11
Dave Wilson*	2/9/88 (Concordia)	20	10		12
Dave Wilson*	3/10/88 (Concordia)	18	11		11
Jeff Richards	1/14/89 (Northwest Christian)	15	10	12	
Brian Martin	3/2/91	17	10	12	

* Current Team Member

DAVE WILSON (NWCHR.) 21 12 13

YEAR-BY-YEAR LEADERS

SCORING

Year	Name	Total	Games	Average
1965-66	Gary Blackmar	303	28	10.82
1966-67	Gary Blackmar	410	26	15.77
1967-68	Gary Blackmar	321	23	13.95
1968-69	Gordy Loewen	437	26	16.81
1969-70	Gordy Loewen	368	22	16.72
1970-71	Sammy Ibarra	408	28	14.57
1971-72	Gary Berg	378	25	15.12
1972-73	Sammy Ibarra	442	31	14.26
1973-74	Rob Wunder	567	30	18.90
1974-75	Paul Cozens	441	28	15.57
1975-76	Paul Cozens	530	27	19.62
1976-77	Tim Hardie	562	28	20.07
1977-78	Paul Cozens	692	29	23.86
1978-79	Gary Chenault	491	29	16.90
1979-80	Hille van der Kooy	598	29	20.60
1980-81	Hille van der Kooy	572	28	20.43
1981-82	Randy Dunn	581	33	17.61
1982-83	Randy Dunn	614	29	21.17
1983-84	Randy Dunn	541	25	21.64
1984-85	Kenny Stone	586	34	17.24
1985-86	Kenny Stone	592	30	19.73
1986-87	Kenny Stone	576	33	17.45
1987-88	Dan Newman	591	28	21.12
1988-89	Pat Casey	520	29	17.93
1989-90	Dave Wilson*	656	34	19.30
1990-91	Jeff Hoffman*	690	29	23.79
1991-92	DAVE WILSON	799	35	22.83

REBOUNDING

1965-66	Dave Alteneder	297	28	10.61
1966-67	Gary Blackmar	295	25	11.80
1967-68	Dave Alteneder	282	26	10.84
1968-69	Tom Ackerman	242	19	12.73
1969-70	Gordy Loewen	231	22	10.50
1970-71	Gordy Loewen	275	28	9.82
1971-72	Gordy Loewen	240	25	9.60
1972-73	Rob Wunder	265	31	8.55
1973-74	Ray Willis	289	30	9.63
1974-75	Ray Willis	277	30	9.23
1975-76	Paul Cozens	280	27	10.37
1976-77	Paul Cozens	305	29	10.51
1977-78	Paul Cozens	370	29	12.75
1978-79	Mike Peregrin	184	29	6.34
1979-80	Hille van der Kooy	333	29	11.50
1980-81	Hille van der Kooy	327	28	11.69
1981-82	Randy Dunn	422	33	12.79
1982-83	Randy Dunn	343	29	11.83
1983-84	Randy Dunn	226	25	9.04
1984-85	Kenny Stone	285	34	8.38
1985-86	Kenny Stone	318	30	10.60
1986-87	Kenny Stone	309	33	9.36
1987-88	Eric Swanson	397	33	12.03
1988-89	Rich Schlachter	208	30	6.93
1989-90	Dave Wilson*	294	34	8.60
1990-91	Jeff Hoffman*	374	29	12.90
1991-92	JEFF HOFFMAN	374	35	10.69

ASSISTS

1965-70	No record			
1970-71	Ed Fields	120	27	4.44
1971-72	Ed Fields	71	25	2.84

* Current Team Member

1972-73	Ed Fields	103	31	3.32
1973-74	Ray Willis	122	30	4.06
1974-75	Ray Willis	128	30	4.26
1975-76	Tom Hewitt	138	27	5.11
1976-77	Tom Hewitt	177	29	6.10
1977-78	Dave Adrian	114	29	3.93
1978-79	Tim Adrian	96	29	3.31
1979-80	Phil Barnhart	172	30	5.92
1980-81	Mike Royer	136	28	4.86
1981-82	Mike Royer	178	33	5.39
1982-83	Al Vasey	135	31	4.35
1983-84	Al Vasey	167	28	5.96
1984-85	Les Harrison	154	34	4.53
1985-86	Curtis Kimbrough	163	31	5.26
1986-87	Curtis Kimbrough	156	33	4.73
	Brent Peterson	156	33	4.73
1987-88	Dan Newman	149	28	5.32
1988-89	Jeff Richards	160	30	5.33
1989-90	Brian Martin	247	34	8.10
1990-91	Brian Martin	340	30	11.30
1991-92	CURT SCHIEDEL	231	35	6.60

VALUE POINT SYSTEM

The Value Point System measures a player's overall effectiveness. It is computed by adding the points scored, plus rebounds, plus twice the number of assists, plus twice the number of steals. That figure is divided by the number received from adding twice the number of missed field goals, plus foul shots missed, plus twice the number of turnovers, plus twice the number of fouls.

CAREER

Brian Martin	1989-91	1.92
Paul Cozens	1974-78	1.75
Eric Swanson	1986-88	1.67
Mark Vernon	1975-77	1.63
Randy Dunn	1981-83	1.62
Al Vasey	1982-86	1.60
Curtis Kimbrough	1983-87	1.55
Ed Fields	1970-73	1.50
Brent Peterson	1985-88	1.48
Kenny Stone	1983-87	1.42

SEASON

Brian Martin	1990-91	2.02
Paul Cozens	1977-78	1.95
Curtis Kimbrough	1986-87	1.92
Brian Martin	1989-90	1.83
Al Vasey	1984-85	1.81
Eric Swanson	1987-88	1.78
Mark Vernon	1976-77	1.77
Paul Cozens	1976-77	1.76
Al Vasey	1983-84	1.76
Randy Dunn	1982-83	1.69

HONORED BRUINS

Gordy Loewen	NAIA Dist. 2 All-Star	1968-69; 69-70; 70-71
David Morgan	NAIA Dist. 2 Honorable Mention	1970-71
Sammy Ibarra	NAIA Dist. 2 Second Team	1972-73
Craig Taylor	NAIA Dist. 2 Honorable Mention	1972-73
Rob Wunder	NAIA Dist. 2 Honorable Mention	1972-73
	NAIA Dist. 2 First Team	1973-74
	All-Northwest First Team	1973-74
	UPI West Coast Honorable Mention	1973-74
Ray Willis	NAIA Dist. 2 Honorable Mention	1973-74; 74-75
Bob Wright	NAIA Dist. 2 Honorable Mention	1973-74
Tim Hardie	NAIA Dist. 2 All-Star	1976-77
Paul Cozens	NAIA Dist. 2 First Team	1974-75; 75-76; 76-77; 77-78
	All-Northwest First Team	1975-76; 77-78
	All-Northwest Second Team	1976-77
	NAIA All-American Third Team	1976-77
	NAIA All-American Second Team	1977-78
	First GFC player to have jersey retired	1977-78
	UPI West Coast Honorable Mention	1977-78
	NBA Ninth Round Draft Choice (Portland Trail Blazers)	1978
Gary Chenault	NAIA Dist. 2 Second Team	1978-79
	All-Northwest Honorable Mention	1978-79
Jeff Loe	NAIA Dist. 2 Honorable Mention	1979-80
Hille van	NAIA Dist. 2 First Team	1979-80
der Kooy	NAIA Dist. 2 First Team	1980-81
Mike Royer	NAIA Dist. 2 Honorable Mention	1981-82
Randy Dunn	NAIA Dist. 2 First Team	1981-82; 82-83; 83-84
	All-Northwest First Team	1983-84
	All-Northwest Second Team	1981-82; 82-83
	NAIA All-American Honorable Mention	1982-83; 83-84
	NCCAA Region 7 Most Valuable	1982-83; 83-84
	NCCAA All-American	1983-84
	NAIA Dist. 2 Basketball Player of the Year	1983-84
	NAIA Dist. 2 Athlete of the Year	1983-84
	Second GFC player to have jersey retired	1983-84
	Tenth Round NBA Draft Choice (Portland Trail Blazers)	1984
Larry Jury	NAIA District 2 First Team	1984-85
	NCCAA Region 8 First Team	1984-85
Curtis Kimbrough	NAIA District 2 Honorable Mention	1984-85; 85-86; 86-87
Toby Long	NAIA District 2 Honorable Mention	1985-86; 86-87
	All-Northwest Honorable Mention	1985-86; 86-87
	NAIA National Academic All-American	1986-87
Kenny Stone	NAIA All-American Third Team	1985-86; 86-87
	NAIA District 2 Basketball Player of the Year	1985-86; 86-87
	NAIA District 2 First Team	1984-85
	All-Northwest Top Player	1985-86
	All-Northwest First Team	1986-87
	All-Northwest Second Team	1984-85

	NCCAA National All-American	1984-85; 85-86; 86-87
	NCCAA Region 8 Player of the Year	1984-85; 85-86; 86-87
	Seventh Round NBA Draft Choice (Portland Trail Blazers)	1986-87
Dan Newman	NAIA District 2 First Team	1981-82; 86-87; 87-88
	All Northwest Third Team	1986-87; 87-88
	NCCAA Region 8 First Team	1986-87; 87-88
Eric Swanson	NAIA District 2 First Team	1987-88
	NCCAA Region 8 First Team	1987-88
	All-Northwest Honorable Mention	1987-88
Pat Casey	NAIA District 2 First Team	1988-89
Dave Wilson*	NAIA National Honorable Mention	1989-90; 90-91
	NAIA District 2 First Team	1990-91
	NAIA District 2 Most Valuable Player	1989-90
	All-Northwest First Team	1990-91
	All-Northwest Most Valuable Player	1989-90
Jeff Hoffman*	NAIA National Honorable Mention	1990-91
	NAIA District 2 First Team	1990-91
	All-Northwest First Team	1990-91

MOST VALUABLE PLAYERS

1968-69	Gordy Loewen	1980-81	Hille van der Kooy
1969-70	Gordy Loewen	1981-82	Randy Dunn
1970-71	Gordy Loewen	1982-83	Randy Dunn
1971-72	Gary Berg	1983-84	Randy Dunn
1972-73	Rob Wunder	1984-85	Kenny Stone
1973-74	Rob Wunder	1985-86	Kenny Stone
1974-75	Ray Willis	1986-87	Kenny Stone
1975-76	Paul Cozens	1987-88	Eric Swanson
1976-77	Paul Cozens		Dan Newman
1977-78	Paul Cozens	1988-89	Pat Casey
1978-79	Gary Chenault		Jeff Richards
1979-80	Hille van der Kooy	1989-90	Dave Wilson*
	Jeff Loe	1990-91	Jeff Hoffman*

* Current team member



Kenny
Stone

COACHES' RECORDS

Season	Coach	Win / Loss	Percentage
1965-66	Terry Haskell	9-19	.321
1966-67	Terry Haskell	7-18	.240
1967-68	Terry Haskell	6-20	.231
1968-69	Dave Berg	4-22	.154
1969-70	Dave Berg	3-23	.115
1970-71	Lorin Miller	15-13	.533
1971-72	Lorin Miller	13-12	.520
1972-73	Lorin Miller	16-15	.516
1973-74	Lorin Miller	19-11	.633
1974-75	Lorin Miller	17-13	.567
1975-76	Lorin Miller	19-8	.704
1976-77	Sam Willard	20-9	.690
1977-78	Sam Willard	15-14	.517
1978-79	Sam Willard	9-20	.310
1979-80	Sam Willard	18-12	.600
1980-81	Sam Willard	15-13	.536
1981-82	Sam Willard	12-21	.364
1982-83	Mark Vernon	15-16	.484
1983-84	Mark Vernon	17-12	.586
1984-85	Mark Vernon	27-7	.794
1985-86	Mark Vernon	21-10	.677
1986-87	Mark Vernon	27-6	.818
1987-88	Mark Vernon	17-16	.515
1988-89	Mark Vernon	19-12	.613
1989-90	Mark Vernon	29-5	.853
1990-91	Mark Vernon	24-6	.800
		414-353	.540

CAREER RECORDS

Coach	Seasons	Years	Win / Loss	Percentage
Terry Haskell	3	1965-68	22-57	.278
Dave Berg	2	1968-70	7-45	.129
Lorin Miller	6	1970-76	99-72	.579
Sam Willard	6	1976-82	89-89	.500
Mark Vernon	9	1982-91	196-90	.685



Lorin Miller (top left)
Sam Willard (top right)
Mark Vernon (right)



BRUIN SEASON SCORES

• = Away Game

GFC Opponent

1965-66

59	Lewis and Clark •	100
88	Eastern Oregon •	103
55	Oregon College of Ed. •	67
84	Alaska Methodist •	87
82	Alaska Methodist •	78
55	Alaska - Fairbanks •	73
58	Alaska - Fairbanks •	68
60	Alaska - Fairbanks •	87
65	Oregon Tech •	69
69	Oregon Tech •	90
79	Warner Pacific •	68
93	Warner Pacific •	67
76	Oregon College of Ed. •	84
66	Southern Oregon •	89*
62	Southern Oregon •	75*
87	Oregon College of Ed •	101
63	Eastern Oregon •	68
51	Eastern Oregon •	60
77	Oregon Tech •	69
57	Oregon Tech •	50
49	Cascade •	66
53	Cascade •	79
62	Oregon College of Ed. •	66
72	Southern Oregon •	67
56	Southern Oregon •	55
63	Oregon College of Ed. •	79
59	Eastern Oregon •	97
75	Eastern Oregon •	79

H: 3-7 •A: 6-12

SEASON: 9-19

* Won by forfeit

1966-67

64	Pacific University •	65
63	Southern Oregon •	68
58	Oregon College of Ed. •	85
91	Alaska Methodist •	68
98	Alaska Methodist •	75
76	Oregon Tech •	88
74	Oregon Tech •	81
79	Warner Pacific •	68
91	Warner Pacific •	88
70	Oregon College of Ed •	109
86	Southern Oregon •	90
70	Southern Oregon •	68
50	Oregon College of Ed. •	70
73	Eastern Oregon •	96
69	Eastern Oregon •	89
47	Oregon Tech •	82
74	Oregon Tech •	61
67	Cascade •	66
69	Cascade •	75
75	Oregon College of Ed •	107
63	Southern Oregon •	94
81	Southern Oregon •	113
64	Oregon College of Ed. •	79
92	Eastern Oregon •	112
100	Eastern Oregon •	112

H: 5-7 •A: 2-11

SEASON: 7-18

1967-68

73	Willamette University •	123
60	Lewis and Clark •	90
83	Eastern Oregon •	90
106	Alaska Methodist •	75
76	Pacific University •	104
59	Pacific University •	83
63	Oregon Tech •	85
72	Oregon Tech •	68
68	Oregon College of Ed. •	73
84	Mt. Angel •	59

GFC Opponent

74	Mt. Angel •	54
67	Southern Oregon •	102
66	Southern Oregon •	106
74	Oregon College of Ed •	82
69	Eastern Oregon •	72
73	Eastern Oregon •	96
65	Oregon Tech •	80
80	Oregon Tech •	55
73	Oregon College of Ed. •	93
76	Cascade •	67
71	Cascade •	73
64	Southern Oregon •	87
88	Southern Oregon •	92
74	Oregon College of Ed •	104
66	Eastern Oregon •	82
68	Eastern Oregon •	80

H: 4-8 •A: 2-12

SEASON: 6-20

1968-69

61	Pacific University •	84
72	Oregon College of Ed •	101
55	Oregon Tech •	82
62	Pacific University •	56
59	Pacific University •	82
61	Alaska Methodist •	76
85	Alaska Methodist •	88
83	Alaska Methodist •	73
91	Oregon Tech •	86
94	Oregon Tech •	104
72	Oregon College of Ed •	118
54	Northwest Nazarene •	82
69	Northwest Nazarene •	77
83	Southern Oregon •	111
97	Southern Oregon •	101
63	Eastern Oregon •	88
89	Eastern Oregon •	84
72	Oregon College of Ed. •	76
72	Oregon Tech •	101
66	Oregon Tech •	88
80	Oregon College of Ed •	100
55	Southern Oregon •	57
64	Southern Oregon •	94
71	Oregon College of Ed. •	79
69	Eastern Oregon •	83
78	Eastern Oregon •	92

H: 1-8 •A: 3-14

SEASON: 4-22

1969-70

53	Willamette University •	72
83	Oregon Tech •	89
74	College of Idaho •	100
85	Alaska Methodist •	95
92	Warner Pacific •	90
69	Pacific University •	72
95	Oregon Tech •	84
65	Oregon Tech •	95
90	Oregon College of Ed •	104
50	Lewis and Clark •	112
68	Southern Oregon •	86
52	Southern Oregon •	68
52	Oregon College of Ed. •	66
80	Eastern Oregon •	98
57	Eastern Oregon •	89
71	Oregon College of Ed. •	87
75	Oregon Tech •	86
60	Oregon Tech •	95
81	Pacific University •	91
66	Northwest Nazarene •	88
58	Northwest Nazarene •	72
83	Oregon College of Ed. •	119
67	Southern Oregon •	94

GFC	Opponent
71 Southern Oregon	90
76 Eastern Oregon •	98
81 Eastern Oregon •	75
H: 1-11 •A: 2-12	
SEASON: 3-23	

1970-71

68 Lewis and Clark •	83
60 Willamette University •	85
66 Eastern Oregon •	64
69 Pacific University •	83
81 Montana Tech	59
76 LaVerne	74
59 Fresno Pacific •	65
65 Fresno Pacific •	84
82 Alaska Methodist •	74
72 Alaska Methodist •	63
94 Alaska Methodist •	67
95 Lewis and Clark	85
82 Victoria	60
73 Victoria	67
80 Western Baptist •	100
102 Oregon Tech	67
91 Oregon Tech	71
94 Oregon College of Ed.	72
63 Claremont	67
66 Northwest Nazarene •	81
78 Warner Pacific •	67
71 Warner Pacific	77
82 Northwest	44
81 Western Baptist	71
65 Oregon College of Ed. •	83
76 Northwest Nazarene	82
65 Northwest Nazarene	78
NAIA District 2 Playoffs:	
69 Willamette University •	103
H: 10-4 •A: 5-9	
SEASON: 15-13	

1971-72

74 Whitman •	70
88 Whitman •	85
78 Western Baptist	58
93 Alaska Methodist	84
86 Alaska Methodist	60
70 Eastern Oregon	75
75 Azusa Pacific	81
53 Simon Fraser •	60
70 Alaska Methodist •	69
84 Linfield	80
87 Linfield •	110
77 Western Montana	84
77 Western Montana	98
83 Oregon Tech •	114
87 Southern Oregon •	92
80 Lewis-Clark St.	72
82 Warner Pacific •	77
91 Eastern Oregon •	83
66 Lewis-Clark St. •	76
76 Northwest Nazarene •	95
92 Western Baptist •	61
63 Warner Pacific	70
88 Great Falls	80
72 Northwest Nazarene	61

NAIA District 2 Playoffs:

60 Willamette University •	69
----------------------------	----

H: 7-5 •A: 6-7

SEASON: 13-12

1972-73

74 Linfield •	73
79 Lewis and Clark •	73
74 Willamette University •	77
84 Pacific University	94
86 Pacific University •	91
55 Willamette University	54
45 Willamette University •	68

GFC	Opponent
82 Eastern Oregon	71
68 Linfield	76
66 Linfield •	77
60 Whitman	64
80 Whitman	60
77 Pasadena •	85
67 Southern California •	68
81 Macalester •	90
60 Victoria •	62
65 Victoria •	54
51 Western Baptist	43
63 Oregon Tech	61
65 Southern Oregon	68
74 Eastern Oregon •	96
72 Lewis-Clark St.	52
78 Western Baptist •	63
84 Northwest Nazarene	72
67 Warner Pacific •	58
62 Lewis-Clark St. •	57
60 Northwest Nazarene •	73
74 Warner Pacific	63
NAIA District 2 Playoffs:	
95 Linfield •	88
68 Pacific University •	67
NAIA Nationals:	
62 Defiance, Ohio •	82
H: 8-4 •A: 8-11	
SEASON: 16-15	

1973-74

49 Willamette University •	43
63 Lewis and Clark •	80
55 Pacific University •	57
88 Columbia Christian	58
81 Willamette University	59
63 Willamette University •	64
88 Linfield •	86
67 Pacific University •	69
71 Eastern Oregon	64
72 Southern Oregon	53
91 Linfield	94
81 Pacific University	57
65 Puget Sound •	81
109 Columbia Christian	45
67 Warner Pacific •	72
66 Southern Oregon •	69
78 Oregon Tech •	90
88 Lewis-Clark St.	81
73 Northwest Nazarene •	63
95 Eastern Oregon •	94
72 Alaska - Fairbanks	69
91 Western Baptist •	67
70 Lewis-Clark St. •	67
63 Whitworth •	62
107 Warner Pacific	71
66 Whitworth	68
90 Northwest Nazarene	74
84 Western Baptist	71
NAIA District 2 Playoffs:	
92 Pacific University •	72
54 Oregon Tech •	55
H: 10-2 •A: 9-9	
SEASON: 19-11	

1974-75

95 Linfield •	65
71 Oregon College of Ed. •	74
70 Lewis and Clark •	75
92 Linfield •	79
106 Eastern Oregon	76
95 Willamette University	68
63 Whitworth	62
91 Linfield	63
89 Pacific University	70
93 Western Baptist	57
64 Pacific University •	69
48 Oregon Tech	67

GFC	Opponent
74	Puget Sound • 86
90	Southern Oregon 70
82	Willamette University • 92
86	Lewis-Clark St. 74
84	Warner Pacific 77
75	Alaska - Fairbanks • 83
78	Alaska - Fairbanks • 82
87	Eastern Oregon • 75
72	Northwest Nazarene • 76
72	Redlands 62
73	Lewis-Clark St. • 84
59	Whitworth • 64
96	Northwest Nazarene 70
72	Oregon Tech • 74
90	Southern Oregon • 84
98	Warner Pacific • 76
86	Western Baptist • 55

NAIA District 2 Playoffs:
56 Oregon Tech • 72
H: 11-1 •A: 6-12
SEASON: 17-13

1975-76

62	Pacific University • 68
82	Southern Oregon • 69
87	Warner Pacific • 80
89	Eastern Oregon • 59
72	Western Washington • 60
94	Pacific University • 74
78	Eastern Oregon 65
71	Pacific University • 84
91	Western Baptist 79
123	Linfield • 116
87	Linfield 89
102	Pacific University 85
72	Whitman 67
76	Alaska - Anchorage 67
75	Western Baptist • 59
87	Lewis-Clark St. • 101
95	Simon Fraser 77
81	College of Idaho 68
61	Warner Pacific 59
92	Alaska - Fairbanks 74
82	Simon Fraser • 89
97	Lewis-Clark St. 69
86	Northwest Nazarene 71
65	College of Idaho • 63
62	Northwest Nazarene • 64
82	Warner Pacific • 86
88	Whitman • 100

H: 11-1 •A: 8-7
SEASON: 19-8

1976-77

75	Lewis and Clark • 86
86	Oregon College of Ed. • 80
101	Linfield • 90
91	Linfield 84
88	Eastern Oregon 71
88	Pacific University 77
106	Pacific University • 94
90	Western Baptist 73
93	Linfield • 80
89	Willamette University • 75
100	Whitman • 95
78	Eastern Oregon • 62
72	St. Martin's 81
91	Northwest Nazarene • 87
80	College of Idaho • 78
87	Willamette University 90
73	Alaska - Anchorage • 75
87	Alaska - Anchorage • 85
81	Warner Pacific 59
91	Western Baptist • 70
95	Lewis-Clark St. 79
92	Willamette University • 94
76	Warner Pacific • 62
77	Lewis-Clark St. • 101

GFC	Opponent
97	Whitman 92
68	Puget Sound • 89
99	Northwest Nazarene 85
65	St. Martin's • 76
NAIA District 2 Playoffs:	
79	Hawaii - Hilo • 85
H: 8-2 •A: 12-7	
SEASON: 20-9	

1977-78

103	Pacific University 88
95	Linfield 93
81	Hawaii-Hilo 87
79	Pacific University • 85
87	Linfield • 99
82	Willamette University • 72
104	Eastern Oregon 74
88	Eastern Oregon • 92
74	Seattle Pacific • 79
83	Western Baptist • 80
100	Linfield 107
75	St. Martin's 82
74	Oregon College of Ed. • 77
87	Western Baptist 82*
81	Portland State • 124
80	Seattle Pacific • 75
106	Pacific University 98
87	Warner Pacific • 69
67	Puget Sound • 91
72	Alaska - Fairbanks 66
83	Western Baptist • 75
69	Warner Pacific 64
84	Willamette University 78
67	Northwest Nazarene • 70
86	College of Idaho • 82
86	Oregon College of Ed. 74
76	St. Martin's • 91
87	Northwest Nazarene 85

NAIA District 2 Playoffs:
65 Oregon Tech • 79
H: 9-4 •A: 6-10
SEASON: 15-14

*Forfeited due to ineligible player

1978-79

82	Southern Oregon • 98
68	Warner Pacific • 73
83	Pacific University • 85
84	Linfield • 107
90	Linfield 78
61	Willamette University • 60
74	College of Idaho 59
59	Central Washington 82
64	Lewis and Clark • 65
76	Hawaii Pacific • 82
74	Hawaii Pacific • 96
55	BYU - Hawaii • 54
51	BYU - Hawaii • 65
59	Eastern Oregon • 76
51	Northwest Nazarene • 69
73	Pacific University 82
74	Warner Pacific 72
69	Willamette University 73
60	Western Baptist 73
98	Eastern Oregon 97
80	Lewis and Clark 88
104	BYU - Hawaii 87
98	Western Baptist • 109
87	Pacific University • 100
61	Seattle Pacific • 80
88	Northwest Nazarene 77
70	Warner Pacific • 86
94	Hawaii Pacific 91
74	Seattle Pacific 82

H: 7-6 •A: 2-14
SEASON: 9-20

GFC Opponent

1979-80

61	Western Baptist •	76
94	Southern Oregon •	80
74	Oregon College of Ed. •	76
94	Whitman College •	83
72	Willamette University •	71
65	Seattle Pacific •	73
88	Linfield •	91
84	Linfield •	97
61	Lewis and Clark •	65
94	Concordia •	84
99	Warner Pacific •	91
92	Whitman •	89
68	Central Washington •	77
73	Willamette University •	66
90	College of Idaho •	83
73	Oregon College of Ed. •	74
81	Western Baptist •	73
92	Pacific University •	76
83	Eastern Oregon •	67
104	Warner Pacific •	88
55	Western Baptist •	38
74	Seattle Pacific •	96
70	Lewis and Clark •	68
75	Northwest Nazarene •	105
63	College of Idaho •	68
82	Eastern Oregon •	73
84	Northwest Nazarene •	77
108	Pacific University •	80
91	Warner Pacific •	86

NAIA District 2 Playoffs:

67 Oregon Inst of Tech • 69

H: 10-4 •A: 8-8

SEASON: 18-12

1980-81

77	Pacific University •	72
88	Eastern Oregon State •	99
73	Lewis and Clark •	70
65	Pacific University •	73
83	Seattle Pacific University •	86
74	Linfield College •	83
79	Concordia College •	77
67	Point Loma •	82
64	Oregon College of Ed. •	99
63	Lewis and Clark •	58
87	Linfield College •	74
61	Willamette University •	59
62	Oregon College of Ed. •	80
82	Western Baptist •	76
83	Warner Pacific •	79
105	Pacific University •	89
64	Concordia College •	79
68	Willamette University •	83
70	Lewis and Clark •	67
100	Concordia College •	82
33	Eastern Oregon State •	30
61	Northwest Nazarene •	60
46	Northwest Nazarene •	50
57	College of Idaho •	84
68	Eastern Oregon State •	76
38	Western Baptist •	37
89	Warner Pacific •	80

NAIA District 2 Playoffs:

58 Northwest Nazarene • 61

H: 12-4 •A: 3-9

SEASON: 15-13

1981-82

62	Willamette University •	67
80	Columbia Christian •	79
66	Concordia •	84
56	Judson Baptist •	55
86	Linfield •	102
71	College of Great Falls •	101
77	Pacific University •	68
95	Seattle University •	83

GFC Opponent

73	Western Washington •	83
66	Fresno Pacific •	72
64	Western Baptist •	73
51	Lewis and Clark •	79
78	Linfield •	75
69	Western Oregon •	79
76	College of Idaho •	82
77	Northwest Nazarene •	92
86	Eastern Oregon •	96
70	Willamette University •	56
76	Warner Pacific •	91
80	Western Oregon •	111
74	Judson Baptist •	82
91	Columbia Christian •	73
85	Eastern Oregon •	102
74	Concordia •	85
88	Seattle University •	73
76	Judson Baptist •	70
88	Western Baptist •	97
75	Warner Pacific •	96
76	Western Baptist •	79
101	College of Idaho •	83
63	Northwest Nazarene •	59

NCCAA Regional Playoffs:

54 Judson Baptist • 61

85 Columbia Christian • 79

H: 8-11 •A: 4-10

SEASON: 12-21

1982-83

62	Seattle Pacific •	94
86	Warner Pacific •	104
61	Willamette University •	67
65	Columbia Christian •	60
63	Warner Pacific •	67
73	Lewis and Clark •	78
64	Pacific University •	54
61	Linfield •	60
68	Pacific University •	38
68	Western Oregon •	76
60	Lewis and Clark •	59
66	Concordia •	55
92	Eastern Oregon •	46
66	Western Baptist •	65
80	Hawaii - Hilo •	92
78	Linfield •	66
83	Judson Baptist •	60
58	Warner Pacific •	86
59	Eastern Oregon •	66
73	College of Idaho •	82
71	Western Baptist •	60
74	Western Oregon •	80
89	Pacific University •	78
68	Willamette University •	81
80	Concordia •	71
71	Warner Pacific •	72
71	Seattle Pacific •	83
64	Northwest Nazarene •	67
85	Judson Baptist •	71

NCCAA Regional Playoffs:

46 Western Baptist • 35

69 Warner Pacific • 75

H: 9-9 •A: 6-7

SEASON: 15-16

1983-84

93	Judson Baptist •	78
74	Western Oregon •	72
90	Warner Pacific •	100
82	Linfield •	68
77	Western Baptist •	67
72	Willamette University •	82
78	Eastern Oregon •	67
64	Lewis and Clark •	66
72	Lewis and Clark •	58
103	Linfield •	90
77	Concordia •	76

GFC	Opponent
85	Willamette University .. 74
58	Western Oregon • 80
77	Columbia Christian • .. 63
70	Western Baptist • 71
78	Northwest Nazarene ... 67
79	Warner Pacific 72
90	Multnomah 66
65	Western Oregon 75
81	Columbia Christian 78
80	Concordia 89
98	Judson Baptist • 66
76	College of Idaho • 85
103	Northwest Nazarene • 113
67	Western Baptist 54
95	Northwest Christian ... 81
42	Warner Pacific • 43
NAIA District 2 Playoffs:	
72	Western Oregon • 86
NCCAA Regional Playoffs:	
92	Concordia • 101
H: 10-3 •A: 7-9	
SEASON: 17-12	

1984-85

90	Columbia Christian • .. 74
72	Western Oregon State • 79
71	Willamette University • 52
91	Linfield College 61
88	Pacific University 52
78	Western Oregon State .. 64
77	Oregon Tech • 95
107	U of Cal - San Diego • 93
80	Linfield • 76
82	Willamette University .. 80
73	Pacific University • 56
55	Western Baptist • 68
88	Columbia Christian • .. 80
84	Concordia • 77
70	Northwest Nazarene ... 64
80	Warner Pacific • 78
74	Lewis and Clark 61
82	Eastern Oregon State .. 61
73	Western Oregon State • 70
52	Western Baptist 50
91	Warner Pacific 80
88	Concordia 70
74	College of Idaho • 94
97	Northwest Nazarene • 106
105	Eastern Oregon State • 77
93	Columbia Christian 82
NAIA District 2 Playoffs:	
50	Western Baptist 47
71	Western Oregon State .. 57
53	College of Idaho • 61
NCCAA Regional Playoffs:	
74	Columbia Christian 67
52	Western Baptist 50
NCCAA Nationals:	
97	Olivet Nazarene • 77
86	Point Loma College • .. 95
70	Taylor University • 55
H: 15-0 •A: 12-7	
SEASON: 27-7	

1985-86

80	Central Washington • .. 82
78	Whitworth • 74
76	Univ. Puget Sound • .. 93
71	Willamette • 57
93	Pacific 63
87	Western Oregon 76
73	Western Baptist • 75
113	Concordia • 69
68	Linfield • 81
88	Pacific University • 78
75	Central Washington • .. 79

GFC	Opponent
88	Pacific Lutheran • 71
76	St. Martin's • 69
83	Western Oregon • 74
97	Columbia Christian • .. 53
83	Northwest Nazarene ... 77
76	College of Idaho 68
95	Eastern Oregon • 59
107	Concordia 70
78	College of Idaho • 90
73	Northwest Nazarene • . 78
97	Eastern Oregon 61
75	Linfield 80
83	Columbia Christian 66
106	Western Oregon 90
101	Concordia • 91
73	Warner Pacific 65
NAIA District 2 Playoffs:	
66	Warner Pacific • 56
67	Oregon Inst. of Tech. • 76
NCCAA Regional Playoffs:	
102	Warner Pacific 85
61	Western Baptist • 65
H: 10-1 •A: 11-9	
SEASON: 21-10	

1986-87

77	Western Baptist • 72
83	Willamette 60
114	Linfield • 72
82	Pacific • 61
75	Linfield • 78
97	Warner Pacific 87
59	Humboldt State • 70
85	Cal Poly - San Luis Obispo • 79
96	California Lutheran • .. 79
104	St. Martin's 73
97	Columbia Christian 68
104	Western Oregon 88
95	Warner Pacific • 85
121	College of Idaho 89
117	Northwest Nazarene .. 86
120	Linfield 76
143	Northwest 56
109	Eastern Oregon State .. 80
115	Concordia • 77
114	Northwest • 55
62	Western Baptist 52
87	Northwest Nazarene • . 75
93	College of Idaho • ... 107
96	Eastern Oregon • 77
122	Concordia 82
93	Western Oregon • ... 100
95	Columbia Christian • .. 81
NAIA District 2 Playoffs:	
101	Warner Pacific 75
75	College of Idaho 58
69	Oregon Tech • 75
NCCAA Regional Playoffs:	
121	Concordia 78
77	Western Baptist 74
NCCAA National Playoffs:	
73	Covenant • 75
H: 16-0 •A: 11-6	
SEASON: 27-6	

1987-88

90	Linfield • 97
99	Western Oregon • ... 105
93	Willamette 86
74	Southern Oregon • ... 87
88	Lewis & Clark • 77
102	Lewis & Clark 84
71	Willamette • 76
81	Western Oregon • 86
109	Western Oregon 95

GFC	Opponent
61 Biola •	78
68 Westmont •	78
128 Dominican •	48
68 Linfield	76
93 Columbia Christian	78
88 Warner Pacific	91
66 College of Idaho •	87
83 Northwest Nazarene •	73
96 Concordia	68
136 Northwest College •	83
73 Seattle Pacific •	75
86 Western Baptist •	82
78 Northwest Nazarene	87
87 College of Idaho	72
114 Concordia •	65
89 Lewis & Clark •	106
102 Western Baptist	94
81 Warner Pacific •	84
88 Columbia Christian •	64
NAIA District 2 Playoffs:	
101 Eastern Oregon	82
90 Southern Oregon •	76
61 Oregon Tech •	84
NCCAA Regional Playoffs:	
58 Concordia	55
76 Western Baptist	90
H: 9-4 •A: 8-12	
SEASON: 17-16	

1988-89

86 Hawaii Pacific	79
86 Linfield •	82
67 Western Baptist •	57
97 Western Oregon	84
73 Seattle Pacific	87
86 Linfield	76
70 Western Baptist	71
88 Western Oregon •	90
76 Western Baptist •	79
86 Western Oregon •	91
77 Eastern Oregon •	94
74 Oregon Tech •	81
81 Azusa Pacific	73
93 Bethany Bible	76
92 Warner Pacific •	69
76 Columbia Christian	69
91 Concordia	79
88 Northwest Christian •	79
90 Northwest Nazarene	73
73 College of Idaho	88
74 Western Baptist	96
96 Northwest Christian	83
78 Concordia •	64
72 College of Idaho •	91
99 Northwest Nazarene •	97
88 Columbia Christian •	85
100 Warner Pacific	74
80 Western Baptist •	96
NAIA District 2 Playoffs:	
94 Eastern Oregon	82
70 Oregon Tech •	106
H: 12-4 •A: 7-8	
SEASON: 19-12	

1989-90

84 Pacific	74
90 Willamette	75
89 Western Oregon •	76
121 Northwest •	82
77 Seattle Pacific •	87
104 Columbia Christian	85
80 Oregon Tech	63
80 Puget Sound •	68
84 Willamette •	92
86 Western Oregon	84
90 Western Oregon •	72
90 Point Loma Nazarene •	86

GFC	Opponent
83 Western Washington •	75
97 Grace College •	80
69 Point Loma Nazarene •	87
103 Northwest Nazarene	92
72 College of Idaho	68
94 Northwest Christian •	92
93 Western Baptist	85
75 Columbia Christian •	59
95 Concordia •	81
81 Lewis & Clark	77
82 Western Baptist •	80
84 Columbia Christian	74
96 Warner Pacific •	72
68 College of Idaho •	63
72 Northwest Nazarene •	82
100 Northwest Christian	49
94 Warner Pacific	59
122 Concordia	97
NAIA Dist. 2 Playoffs:	
98 Eastern Oregon	92
76 Western Baptist	66
98 Willamette University	95
NAIA Nationals	
73 Pfeiffer College •	97
H: 16-0 A•: 13-5	
SEASON: 29-5	

1990-91

110 Northwest Christian	85
114 Southern Oregon •	112
103 Western Washington •	62
91 St. Martin's •	78
92 Western Oregon	85
127 Columbia Christian	74
80 Western Baptist	83
102 Lewis-Clark State •	79
105 U. Puget Sound •	100
101 Mesa State •	89
107 Concordia •	89
111 Western Oregon •	106
106 Eastern Oregon	76
118 Columbia Christian •	75
93 Western Baptist	55
74 College of Idaho •	79
102 Northwest Nazarene •	71
81 Seattle Pacific	89
119 Warner Pacific	95
118 Concordia	93
88 Northwest Christian •	95
116 Warner Pacific •	103
77 Northwest Nazarene	72
94 College of Idaho	82
137 Columbia Christian	91
92 Western Baptist •	76
97 Concordia •	101
NAIA District 2 Playoffs	
80 Linfield	75
100 Willamette •	98
78 College of Idaho •	95
H: 11-2 A•: 13-4	
SEASON: 24-6	

BRUIN OPPONENTS

ALBERTSON COLLEGE OF IDAHO



**Dec. 13 in Newberg
Feb. 1 in Caldwell**

Location:
Caldwell, Idaho 83605
Established: 1891
Enrollment: 650
Conference: NAIA
District 2, Independent
Colors: Purple and gold
Nickname: Coyotes
Head Coach: Martin Holly
Coach's record in 11 years:
233-72

1990-91 record: 27-6
Gymnasium: J. A. Albertson Activities Center (3,000)
Sports Info.: Dave Hahn
SID Office: (208) 459-5681
SID Home: (208) 454-9285
Series record: GFC 13, C of I 15
Last year: GFC lost 79-74 in Caldwell, won 94-82 in Newberg, lost 95-78 in Caldwell.
Lettermen lost: 5
Lettermen returning: 4
Players to watch:
Scott Kern, 6-6 forward
Kenny Johnson, 6-6 forward
Outlook: "Our backcourt is very inexperienced; we'll be a better driving team than we have been and we are going to be a quick basketball team. We will put more pressure on the ball defensively than the last couple of years."



COLUMBIA CHRISTIAN COLLEGE

**Dec. 3 in Newberg
Jan. 25 in Portland**

Location:
Portland, Ore. 97211
Established: 1947
Enrollment: 285
Conference: NAIA
District 2, Independent
Colors: Red, white, and black
Nickname: Clippers

Head Coach: Jim Flint
Coach's record in 13 years: 112-223
1990-91 record: 5-27
Gymnasium: Men's Gym (600)
Sports Information Director:
Jim Flint
SID Office: (503) 255-7060
SID Home: (503) 253-3515
Series record: GFC 25, CCC 0
Last year: GFC won 127-74 in Newberg, won 118-75 in Portland, and won 137-91 again in Newberg
Lettermen lost: 4
Lettermen returning: 8
Players to watch:
Sheldon Donnell, 6-3 guard/forward
Outlook: "We are a young team that will be very competitive and will play hard."



CONCORDIA COLLEGE

**Dec. 7 in Portland
Jan. 23 in Newberg**

Location:
Portland, Ore. 97211
Established: 1950
Enrollment: 889
Conference: NAIA
District 2, Independent
Colors: Navy blue and white
Nickname: Cavaliers

Head Coach: Joel Schuldheisz
Coach's record in sevens: 66-151
1990-91 record: 18-16
Gymnasium: Concordia Gymnasium (1,200)
Sports Information Director:
Mary Schuldheisz
SID Office: (503) 288-9371
SID Home: (503) 282-4640
Series record: GFC 23, Concordia 6
Last year: GFC won 107-89 in Portland, and 118-93 in Newberg, and lost 97-101 in Portland
Lettermen lost: 5
Lettermen returning: 6
Players to watch:
Darin Presto, 5-7 guard
Greg Josi, 6-5 forward
Dick Downard, 6-2 forward
Outlook: "The Cavaliers look to have an upbeat style of offense that takes advantage of their overall team quickness and depth. The goals for the 1991-1992 season include qualifying for the NAIA playoffs."



EASTERN OREGON STATE COLLEGE

**Jan. 18 in La Grande
Feb. 22 in Newberg**

Location:
La Grande, Ore. 97850
Established: 1929
Enrollment: 1,800
Conference: NAIA District 2
Colors: Blue and gold
Nickname: Mountaineers

Head Coach: Howard Gauthier
Coach's record in one year: 11-15
1990-91 record: 11-15
Gymnasium: Quinn Coliseum (1,500)
Sports Information Directors:
David Champion and Linda Holmes
SID Office: (503) 962-3361
Series record: GFC 29, EOSC 30
Last year: GFC won 106-76 in Newberg
Lettermen lost: 8
Lettermen returning: 4
Players to watch:
Dave Yamate, 6-4 guard
Brant Mayo, 6-5 guard
Outlook: "We expect to be very competitive within the district; although we lost a lot of good players, we feel our recruiting class is excellent."



LINFIELD COLLEGE

**Nov. 23 in Newberg
Dec. 10 in
McMinnville**

Location:
McMinnville, Ore. 97128
Established: 1849
Enrollment: 1,400
Conference: Northwest
Conference Independent
Colleges
Colors: Cardinal and purple
Nickname: Wildcats

Head Coach: Larry Doty 16¹/₃
Coach's record in four years: 60-58
1990-91 record: 15-13 76⁷/₇
Gymnasium: Wilson Gym (2,000)
Sports Information Director: Kelly Bird
SID Office: (503) 472-4121 Ext. 439
Series record: GFC 27, Linfield 17
Last year: GFC won 80-75 in Newberg
Lettermen lost: 6
Lettermen returning: 7
Players to watch:
Joel Holland, 6-7 center/forward
Konrad Ross, 6-7 center/forward
Tony Hale, 6-3 forward
Outlook: "It's a different team, a different look. We're a deeper team than we have been in the past."

NORTHWEST CHRISTIAN COLLEGE

**Nov. 19 in Eugene
Feb. 21 in Newberg**

Location:
Eugene, Ore. 97401
Established: 1895
Enrollment: 230
Conference: National Bible
College Athletic
Association, Independent
Colors: Blue and gold
Nickname: Crusaders



Head Coach: Dave Lipp
Coach's record in five years (1980-85):
90-60
1990-91 record: 24-14
Gymnasium: O'Hara Catholic School
(500)
Sports Information Director:
Dave Lipp
SID Office: (503) 343-1641
SID Home: (503) 484-9643
Series record: GFC 6, NCC 1
Last year: GFC won 110-85 in Newberg,
lost 88-95 in Eugene
Lettermen lost: 7
Lettermen returning: 5
Players to watch:
Steve Case, 6-0 forward
Outlook: "It's going to be a rebuilding year for us. A lot of players are young and we're trying to teach them our new system."



NORTHWEST NAZARENE COLLEGE

**Dec. 14 in Newberg
Jan. 31 in Nampa**

Location:
Nampa, Idaho 83651
Established: 1913
Enrollment: 1,172
Conference: NAIA
District 2, Independent
Colors: Orange and black
Nickname: Crusaders

Head Coach: Ed Weidenbach
Coach's first season
1990-91 record: 9-21
Gymnasium: Montgomery Fieldhouse
(3,240)
Sports Information Director: Rich
Sanders
SID Office: (208) 467-8397
SID Home: (208) 477-3257
Series record: GFC 24, NNC 23
Last year: GFC won 102-71 in Nampa,
77-72 in Newberg
Lettermen lost: 4
Lettermen returning: 7
Players to watch:
Rich Solvason, 6-1 guard
Kent Noethe, 6-8 forward
Outlook: "We feel we have quality depth
at each position and the kind of team
that will get better as the season
progresses."



OREGON INSTITUTE OF TECHNOLOGY

**Jan. 3 in Newberg
Feb. 8 in Klamath
Falls**

Location:
Klamath Falls, Ore. 97601
Established: 1948
Enrollment: 2,450
Conference: NAIA
District 2, Independent
Colors: Blue and gold
Nickname: Owls

Head Coach: Dan Miles
Coach's record in 20 years: 422-201
1990-91 record: 15-16
Gymnasium: Owl Court (2,500)
Sports Information Director:
Val Lane
SID Office: (503) 885-1620
Series record: GFC 9, OIT 30
Last year: Did not play
Lettermen lost: 5
Lettermen returning: 7
Players to watch:
Cedric Tubman, 5-8 guard
Ronnie Lewis 6-5 forward
Outlook: "One of the youngest teams
we've had. We are competitive and
have a shot at the playoffs."



PACIFIC UNIVERSITY

**Dec. 20 in Newberg
Feb. 18 in Forest
Grove**

Location:
Forest Grove, Ore. 97116
Established: 1849
Enrollment: 1,575
Conference: Northwest
Conference Independent
Colleges
Nickname: Boxers
Colors: Red, black, and
white

Head Coach: Dr. Robert Bonn
Coach's record in seven years: 81-110
1990-1991 record: 19-10
Gymnasium: Pacific Athletic Center
(2,000)
Sports Information Director: Ken
Schumann
SID Office: (503) 357-6151, ext. 2380
SID Home: (503) 645-8035
Series record: GFC 25, Pacific 20
Last year: Did not play
Lettermen lost: 4
Lettermen returning: 8
Players to watch:
Steve Hayes, 6-6 guard/forward
Bruce Robertson, 5-10 guard
Outlook: "We have a strong nucleus
of players returning who can under-
stand and execute what we want
done on the floor; we have brought
in a group of recruits who will fit our
style of play and understand how
our system works."



**POINT LOMA
NAZARENE
COLLEGE**

**Participant: PLNC
Classic Jan. 9-11 in
San Diego**

Location:
San Diego, Cal. 92106
Established: 1902
Enrollment: 2,200
Conference: NAIA District 3
Golden State Conference
Colors: Green and Gold
Nickname: Crusaders

Head Coach: Ben Foster
Coach's record: 298-216
1990-91 record: 11-19
Gymnasium: Golden Gymnasium
(3,000)
Sports Information Director: Russ Blunck
SID Office: (619) 221-2265
SID Home: (619) 222-7734
Series record: GFC 2, PLNC 3
Last year: Did not play
Lettermen lost: 3
Lettermen returning: 8
Players to watch:
Rusty Fallin, 6-4 guard/forward
Outlook: "Our schedule will be extremely tough . . . If we can stay healthy, I think that we (can) be a factor in the District and GSAC races . . . We are bigger, quicker, and deeper than we have been in recent years."



**SOUTHERN
NAZARENE
UNIVERSITY**

**Participant: PLNC
Classic Jan. 9-11 in
San Diego**

Location: Bethany, Okla.
73008
Established: 1899
Enrollment: 1,200
Conference: NAIA
Division 1, District 9
Colors: Cardinal and white
Nickname: Redskins

Head Coach: Bobby Martin
Coach's record: 109-59
1990-91 record: 15-17
Gymnasium: Broadhurst Gym (1,800)
Sports Information Director:
Paul McGrady
SID Office: (405) 491-6338
SID Home: (405) 789-7634
Series record: Scheduled for first time
Last year: Did not play
Lettermen lost: 4
Lettermen returning: 4
Players to watch:
Jeff Johnston, 6-6 forward
Greg Factor: 5-11 guard
Chad Thrailkill, 6-3 guard
Outlook: "The 1991-92 season will be a season of questions to be answered. We want to develop into a running team and hopefully we've overcome our lack of quickness with some of the recruiting we've done."



**SOUTHERN
OREGON STATE
COLLEGE**

**Jan. 4 in Newberg
Feb. 7 in Ashland**

Location:
Ashland, Ore. 97520
Established: 1882
Enrollment: 5,000
Conference: NAIA
District 2, Independent

Colors: Black and Red
Nickname: Runnin' Raiders
Head Coach: Tom McCracken
Coach's record in first year: 13-17
1990-91 record: 13-17
Gymnasium: McNeal Hall (2,800)
Sports Information Director:
Tag Wotherspoon
SID Office: (503) 552-6824
SID Home: (503) 488-6413
Series record: GFC 10, SOSC 23
Last year: GFC won 114-112 in Ashland
Lettermen lost: 2
Lettermen returning: 6
Players to watch:
Monty Coley, 6-4 forward
Jerry Kersten, 6-4 forward
Outlook: "We have six lettermen returning, including three starters and will be led by senior forward Monte Coley."




ST. MARTIN'S COLLEGE

Nov. 16 in Newberg

Location:
Lacey, Wash. 98503
Established: 1895
Enrollment: 720
Conference: NAIA District 1
Colors: Red and white
Nickname: Saints

Head Coach: Bob Grisham
Coach's record in five years: 82-78
1990-91 record: 23-9
Gymnasium: Pavilion (4,700)
Sports Information Director:
Adolpho Capestany
SID Office: (206) 438-4372
Series record: GFC 5, St. Martin's 2
Last year: GFC won 91-78 in Lacey
Lettermen lost: 3
Lettermen returning: 10
Players to watch:
Michael Courtney, 6-6 forward
Outlook: "We will contend for a playoff spot."



WARNER PACIFIC COLLEGE

**Jan. 14 in Newberg
Feb. 25 in Portland**

Location:
Portland, Ore. 97215
Established: 1937
Enrollment: 571

Conference: NAIA District 2,
Independent
Colors: Columbia blue, red, and white
Nickname: Knights
Head Coach: Dan Dunn
Coach's record in four years: 30-61
1990-91 record: 9-19
Gymnasium: Perry Gym (1,000)
Sports Information Director:
John Eakman
SID Office: (503) 775-4366, ext. 751
Series record: GFC 39, WPC 17
Last year: GFC won 119-95 in Newberg,
116-103 in Portland
Lettermen lost: 6
Lettermen returning: 3
Players to watch:
Brian Tavares, 6-8
Eric Viuhkola, 6-1
Outlook: "We're looking forward to a great year."



WESTERN BAPTIST COLLEGE

**Dec. 21 in Salem
Feb. 13 in Newberg**

Location:
Salem, Ore. 97301
Established: 1935
Enrollment: 390
Conference: NAIA
District 2, Independent
Colors: Columbia blue and gold
Nickname: Warriors
Head Coach: Tim Hills
Coach's record after 17
years: 249-248

1990-91 record: 17-16
Gymnasium: C. E. Jeffers Center
(1,200)
Sports Information Director:
Joni Casterline
SID Office: (503) 581-8600, ext. 7021
Series record: GFC 39, WBC 18
Last year: GFC lost 80-83 in Newberg,
won 93-55 in Newberg, won 92-76 in
Salem
Lettermen lost: 2
Lettermen returning: 6
Players to watch:
Matt Taylor, 6-5 center;
Justin Sherwood, 6-1 guard
Chris Kovac, 6-2 forward
Outlook: "To compete, we're going to
have to learn to play extremely well
together. The outcome will really
depend on how well our
inexperienced players do. We're going
to run a similar game plan as last
year - that means a lot of three-point
tries."



**WESTERN OREGON
STATE COLLEGE**

**Jan. 21 in Newberg
Feb. 15 in Monmouth**

Location:
Monmouth, Ore. 97361
Established: 1856

Enrollment: 3,863
Conference: NAIA District 2,
Independent
Colors: Crimson and gray
Nickname: Wolves
Head Coach: Tom Kelly
Coach's record in two years: 31-31
1990-91 record: 14-16
Gymnasium: PE Building (2,000)
Sports Information Director:
Steve Weaver
SID Office: (503) 838-8308
SID Home: (503) 371-7571
Series record: GFC 18, WOSC 43
Last year: GFC won 92-85 in Newberg,
111-106 in Monmouth
Lettermen lost: 5
Lettermen returning: 8
Players to watch:
Jeff Clark, 6-9 forward
Brian Junta, 5-11 guard
Outlook: "An intriguing blend of
returnees and newcomers should
make for an interesting year."



**WILLIAM JEWELL
COLLEGE**

**Participant: PLNC
Classic Jan. 9-11 in
San Diego**

Location:
Liberty, Mo. 64068
Established: 1849
Enrollment: 1,937
Conference: NAIA Division
2, District 16 Heart of
America Conference

Colors: Cardinal red and black
Nickname: Cardinals
Head Coach: Larry Holley
Coach's record in thirteen years: 291-120
1990-91 record: 20-11
Gymnasium: Mabee Center (2,000)
Sports Information Director:
Dave Priddy
SID Office: (816) 228-4374, ext. 5298
SID Home: (816) 228-4373
Series record: Scheduled for first time
Last year: Did not play
Lettermen lost: 6
Lettermen returning: 9
Players to watch:
Sean Gibson, 6-0 guard
Weldon Stubbs, 6-3 forward
Chris Trout, 6-4 forward
Outlook: "With a solid nucleus returning
we are hopeful of representing District
16 in the first-ever Division 2 national
tournament. Hopefully we'll be in a
position to challenge for the national
title."

COVERING THE BRUINS

Facilities for the working press covering Bruin basketball are provided at the courtside press section on the west side of Miller Gymnasium. Available for each game are team rosters, starting lineups, and pertinent pregame information, including accumulative statistics for the Bruins up to each game. Press box service for each home contest includes quick team and individual statistics at halftime and complete statistics immediately following the game.

Working space and telephones for members of the press desiring them are available in the administrative area off the upper lobby. A courtside telephone also is available. Dressing rooms for both teams are on the lower level, south side.

George Fox College appreciates the cooperation it has shared with the news media. This book has been prepared as a service for area newspapers, radio and television stations, and wire services.

All requests for information, statistics, photographs, and press passes should be directed to Barry Hubbell, Sports Information Director, George Fox College, Newberg, Oregon 97132. Office phone: (503) 538-8383, ext. 224. Home phone: (503) 538-4332. Athletic Department phone: (503) 538-8383, ext. 249. FAX 537-3830

WILLAMETTE VALLEY NEWS MEDIA

Newspapers

Newberg Graphic
Newberg
Tracy Sumner
538-2181

Statesman - Journal
Salem
Reid English
399-6700
1-800-452-2511
FAX 399-6706

Oregonian
Portland
Jeff Wohler / Ken Wheeler
~~Bob Robinson~~
Jason Vondersmith
227-5306
1-800-452-1420
1-800-826-0376

Wire Service

Associated Press
228-2169
1-800-452-3501

Television

KATU-TV
Portland
Steve Arena
Ron Carlson
231-4268

KGW-TV
Portland
Eric Johnson
Joe Becker
226-5119, 226-5111

KOIN-TV
Portland
Rick Metsger
Ed Whelan
Ann Schatz
464-0600

KPTV
Portland
Michael O'Brien
Phil Cassidy
222-9921

Radio

KFXX
Tom Hewitt
Joel DeBruhl
Portland
636-0211
FAX 636-0984

KLYC
Jon Warren
Steve Kenyon
McMinnville
472-1260



1991-92 GEORGE FOX COLLEGE BRUIN BASKETBALL

Nov.	16	St. Martin's College	Newberg
	19	Northwest Christian College	Eugene
	23	Linfield College	Newberg
Dec.	3	Columbia Christian College *	Newberg
	7	Concordia College *	Portland
	10	Linfield College	McMinnville
	13	Albertson College of Idaho *	Newberg
	14	Northwest Nazarene College *	Newberg
	20	Pacific University	Newberg
	21	Western Baptist College *	Salem
Jan.	3	Oregon Institute of Technology *	Newberg
	4	Southern Oregon State College *	Newberg
	9-11	Point Loma Tournament (TBA)	San Diego
		Point Loma Nazarene College, Southern Nazarene College, William Jewell College, GFC	
	14	Warner Pacific College *	Newberg
	18	Eastern Oregon State College *	La Grande
	21	Western Oregon State College *	Newberg
	23	Concordia College *	Newberg
	25	Columbia Christian College *	Portland
	31	Northwest Nazarene College *	Nampa
Feb.	1	Alberison College of Idaho *	Caldwell
	7	Southern Oregon State College, * 7:45	Ashland
	8	Oregon Institute of Technology *	Klamath Falls
	13	Western Baptist College *	Newberg
	15	Western Oregon State College *	Monmouth
	18	Pacific University	Forest Grove
	21	Northwest Christian College	Newberg
	22	Eastern Oregon State College *	Newberg
	25	Warner Pacific College *	Portland
	27	NAIA District 2 Playoffs	TBA
	29	NAIA District 2 Playoffs	TBA
Mar.	4	NAIA District 2 Playoffs	TBA
	12-17	NAIA National Championships	Stephenville, Tex.

All games are at 7:30 p.m. except as noted.

* NAIA District 2 conference game

ON THE COVER

George Fox College has not one, but two potential NAIA All-Americans. Seniors Jeff Hoffman (top) and Dave Wilson were both NAIA District 2 first team, All-Northwest first team, and NAIA national honorable mention picks last year. A 7-0 center, Wilson led the nation's NAIA colleges in blocked shots while Hoffman, a 6-4 forward was ninth in the nation in rebounding. Details inside, pages 14, 19. Photos by Gary Allen, *Newberg Graphic*.