

1999

### 1999 Media Guide

George Fox University Archives

Follow this and additional works at: [https://digitalcommons.georgefox.edu/athletics\\_menbasketball](https://digitalcommons.georgefox.edu/athletics_menbasketball)

---

#### Recommended Citation

George Fox University Archives, "1999 Media Guide" (1999). *Men's Basketball*. 88.  
[https://digitalcommons.georgefox.edu/athletics\\_menbasketball/88](https://digitalcommons.georgefox.edu/athletics_menbasketball/88)

This Media Guide is brought to you for free and open access by the George Fox University Athletics at Digital Commons @ George Fox University. It has been accepted for inclusion in Men's Basketball by an authorized administrator of Digital Commons @ George Fox University. For more information, please contact [arolfe@georgefox.edu](mailto:arolfe@georgefox.edu).

# Basketball



*George Fox  
University*





## Roster

No.	Name	Pos.	Ht.	Wt.	Class	Hometown/Previous School
12	Travis Melvin					
14	Jordan Green	Wing	5-11	170	So.	Pleasant Hill, Ore./Pleasant Hill HS
20	James Macy	Wing	5-10	165	Jr.	Cashmere, Wash./Cashmere HS
21	Ryan Cruz	Point	6-0	165	So.	Culver, Ore./Culver HS
22	Sean Linder	Wing	6-0	170	Jr.	Hillsboro, Ore./Hillsboro HS
24	Joe Gonzales	Wing	6-0	175	Jr.	Azalea, Ore./Glendale HS
30	Joe Nichols	Wing	5-11	165	Fr.	Roseburg, Ore./Roseburg HS
32	Kenny Macy	Wing	6-3	190	So.	Brookings, Ore./Brookings Harbor HS
33	Dan Weber	Point	6-1	165	Fr.	Culver, Ore./Culver HS
34	Zach Hollin	Post	6-4	185	Fr.	Newberg, Ore./Newberg HS
40	Ben McGarry	Wing	6-5	175	Fr.	Salem, Ore./Southern California College
41	Aaron Milner	Wing	6-0	170	Fr.	Kasilof, Alaska/Skyview HS
42	Nathan Green	Wing	6-5	190	So.	Seattle, Wash./Everett CC
44	Andrew Coleman	Post	6-5	215	Fr.	Portland, Ore./Clackamas HS
		Post	6-7	210	Jr.	Richland, Wash./Richland HS

Head Coach: Mark Vernon

Assistant Coach: Justin Sherwood

## George Fox University Men's Basketball Quick Facts

## University Information

Location:	Newberg, Oregon
Founded:	1891
Denominational Affiliation:	Evangelical Friends (Quaker)
Enrollment:	2,432
President:	Dr. David Brandt
Faculty Athletic Rep:	Diane Wood
Switchboard Phone:	(503) 538-8383

## Coaching Staff

Head Coach:	Mark Vernon (George Fox '77)
Record at GFU:	310-202, 17 years
Overall Record:	310-202, 17 years
Office Phone:	(503) 554-2917
Assistant Coaches:	Justin Sherwood (Western Baptist '93)

## Team Information

Home Court (capacity):	Wheeler Sports Center, Miller Gym (2,750)
1998 Record:	13-12 (NWC 8-10, 6th)
Letterwinners Back/Lost:	7/6
Starters Back/Lost:	4/1

## Sports Information Office

Sports Information Director:	Blair Cash
Office Phone:	(503) 554-2127
Home Phone:	(503) 554-8067
Student Assistant SIDs:	Brian Durick, John Felton, Bryan Williford
Office Phone:	(503) 554-2139
Sports Information FAX:	(503) 554-3830
Mailing Address:	414 N. Meridian St. #6305, Newberg, OR 97132
E-mail:	bcash@georgefox.edu
Web Site:	www.georgefox.edu

## Athletics Information

Nickname:	Bruins
Colors:	Navy Blue & Old Gold
National Affiliation:	NCAA Division III
Conference:	Northwest Conference
Director of Athletics:	Craig Taylor
Office Phone:	(503) 554-2911
Athletics Secretary:	Patty Findley
Office Phone:	(503) 554-2910
Athletics Trainer:	Dale Isaak
Office Phone:	(503) 554-2916
Athletics FAX:	(503) 554-3864

On the cover: sophomore point James Macy


Small photo: 1998-99 team members Ryan Cruz, Mike Faber, Ben Kroon, Travis Melvin, Jordan Green

## Outlook

## Guard-ed Optimism

The Bruins return four starters in bid to climb higher on NWC ladder

When the 1998-99 basketball season began, no one apparently gave the George Fox University men's team much of a chance of going



Junior post Andrew Coleman

anywhere, as the Bruins were picked to finish last in the Northwest Conference.

Surprise! The Bruins went 13-12 overall and 8-10 to earn sixth place in the ten-team league, then came within a narrow seven-point loss to 25<sup>th</sup>-ranked Western Oregon of going to the NAIA National Tournament.

"That team played to its near-potential every time out," recalls veteran head coach Mark Vernon, the '99 NAIA Division II Pacific Northwest Region Independents Coach of the Year whose 17 years at George Fox have produced a 310-202 career record. "Talent-wise, we're probably a little better this year, but for this team to be successful, we must play to our near-potential again. We must play a 'perfect game,' or near it, because the conference is so good and balanced, there are no 'easy wins,' home or away."

The Bruins enter this "turn-of-the-

century" season with four starters back, all of whom were freshmen or sophomores; in fact, the roster has no seniors at all. The only starter gone is post player Mike Faber, who was Honorable Mention All-Conference after averaging 13.6 ppg and 6.7 rpg as a senior.

Andrew Coleman (6-7, Jr., Richland, Wash.), the top returning rebounder in the conference with 7.2 boards a game and a 4.6 scoring average, returns at one post position, but it is around the perimeter where the Bruins' pure firepower really abounds.

Wing man Jordan Green (5-10, Jr., Cashmere, Wash.), an NAIA Honorable Mention All-American, received First Team All-NWC honors after leading the league in scoring with 19.5 ppg, the second year in a row a George Fox player had topped the conference. His gunning mate at the other wing, Ryan Cruz (6-0, Jr., Hillsboro, Ore.), popped in 11.7 ppg. Green fired in 86 three-pointers and Cruz 84, helping the Bruins to a school-record 308 treys (12.3 per game) for the year.

"I couldn't have asked for more," says Vernon of point guard James Macy (6-0, So., Culver, Ore.), who as a rookie averaged 9.8 ppg and was fifth in the conference with 3.9 assists a game.

Travis Melvin (5-11, So., Pleasant Hill, Ore.) did a superb job as a wing off the bench, averaging 8.2 ppg, and will bid for a starting spot. Dan Weber (6-4, Fr., Newberg, Ore.), whom the coach recruited heavily three years ago out of nearby Newberg High, is expected to move into Faber's spot at either a wing or a post position, and could be one of the team's leading scorers.

Two other returning players, Joe Nichols (6-3, So., Brookings, Ore.) and Sean Linder (6-0, Jr., Azalea, Ore.),

who averaged 1.2 and 1.0 ppg in limited action, will provide depth at the wings. A pair of newcomers, wing man Aaron Milner (6-5, So., Seattle, Wash.), a juco transfer who averaged 13 ppg and 7 rpg at Everett (Wash.) Community College, and All-League prep post player Nathan Green (6-5, Fr., Portland, Ore.), will push for starting spots along the front line.

"We were among the national leaders in three-pointers last year, and all but one of those guys are back, so we should obviously be a good-shooting team," Vernon summarizes. "We have a lot of players who can square up and shoot the jumper if the defense gives them an open shot, or penetrate and take it strong to the basket if the defense pressures them."

"We're pretty quick, but we won't run a lot — we probably don't have the board strength to do that much — but we won't hesitate to fast break if the opportunities are there. But we must take care of the ball and get good shots. We must treat each possession like gold!"

The Bruins are competing as NCAA Division III-only members this year, after holding dual membership in both the NAIA and the NCAA for the past four years. The Northwest Conference champion does not get an automatic bid to the NCAA Tournament for a couple of years, and must rely on at-large bids until then.

In the conference race, Vernon pegs defending champion Linfield as the team to beat, "but our conference is so tough from top to bottom, trying to pick the favorites is nearly impossible. If we play to our potential, we just might surprise some people again. Who knows? Even the playoffs might not be out of the picture."



## 1998-99 Review

## Last? Who Says?

The Bruins surprise the NWC with strong season.

Two NAIA All-Americans were gone. Only one starter was returning. The rest of the lineup would be freshmen and inexperienced sophomores. Add it all up, and few people gave the George Fox Bruins much of a chance in the highly-competitive Northwest Conference basketball race in 1998-99. In fact, the Bruins were picked to finish 10th – dead last – in the pre-season coaches' poll.


But coach Mark Vernon and his crew confounded the "experts." The Bruins won their first five games en route to an 8-1 start, including a 4-0 start in conference play, and were an early-season surprise in the region. After back-to-back losses at mid-season to Whitworth and Linfield, the team righted itself and won four of the next five, raising the record to an impressive 12-4.

The Bruins' lack of experience began to catch up with them, however, as they stumbled to the finish, dropping seven of their final eight games to end the regular season at 13-11. In conference play, the Bruins went 8-10, good for only sixth place but much higher than almost anyone had expected.

Nevertheless, the overall record was enough to earn the team a berth in post-season play. With the Northwest Conference split for a final time into teams participating in both NCAA and NAIA playoffs, the Bruins found themselves with the best record in the area among NAIA independents, and were selected to host a first-round playoff game. The Bruins' competition was Western Oregon, and the Bruins led for most of the game before the visiting Wolves closed with a rush for a 92-85 victory that ended George Fox's surprising season at 13-12.

Sophomore wing Jordan Green burst onto the conference scene by leading the league in scoring with a 19.5 average, and was a First Team All-Northwest Conference pick. Senior forward Mike Faber, who was second on the team in scoring at 13.6 and was the leader with 39 blocked shots, was an Honorable Mention All-Conference choice. Both Green and Faber were named to the NAIA All-Pacific Northwest Region Team and received Honorable Mention as NAIA All-Americans.

Coach Vernon was honored as the NAIA Pacific Northwest Independents' Coach of the Year. He won his 300th game as a coach in a 69-67 win over Pacific Lutheran, and ended his 17th season at George Fox with a 310-202 record.



The Bruins remain one of the strongest draws in the NWC.

Green was named the Bruins' Most Valuable Player and Best Offensive Player. Sophomore center Andrew Coleman, the team leader with 7.2 rebounds a game, was Best Defensive Player. Freshman point guard James Macy, who was fifth in the league in assists with a 3.88 average, was named Most Inspirational, and sophomore wing Sean Linder was the Most Improved.

## 1999-2000 Players Returning/Leaving

Players Returning	Ht., Pos., Cl., Hometown	Ppg	Rpg	Apq	Honors
Jordan Green (S)	5-10 Wing, Jr., Cashmere, Wash.	19.5	4.0	4.1	All-NWC/NWC top scorer
Ryan Cruz (S)	6-0 Wing, Jr., Hillsboro, Ore.	11.7	3.4	1.1	
James Macy (S)	6-0 Point, So., Culver, Ore.	9.8	2.8	3.9	NWC 5th in assists
Travis Melvin	5-11 Wing, So., Pleasant Hill, Ore.	8.2	1.4	1.5	
Andrew Coleman (S)	6-7 Post, Jr., Richland, Wash.	4.6	7.2	2.0	NWC 3rd in FG% (.573)
Joe Nichols	6-3 Wing, So., Brookings, Ore.	1.2	0.5	0.1	
Sean Linder	6-0 Wing, Jr., Azalea, Ore.	1.0	0.8	0.5	
Players Lost					
Mike Faber (S)	6-8 Post, Sr., Salem, Ore.	13.6	6.7	0.8	All-NWC HM
Ben Kroon	6-6 Post, Jr., Wasilla, Alaska	4.2	3.0	0.4	
Tyler Kuske	6-1 Wing, So., Silverdale, Wash.	3.7	1.8	0.5	
Tim Buechsel	6-4 Post, Jr., Wettenberg, Germany	1.9	1.3	0.1	
Tony Dohren	6-4 Wing, Sr., Medford, Ore.	1.1	1.7	1.0	
Daron Hernandez	5-11 Wing, Jr., Corvallis, Ore.	0.0	0.4	0.1	

Coach Mark Vernon - NAIA Division II Pacific Northwest Region Independents Coach of the Year


# 1998-99 Results

Date	W/L	Opponent	Score	High Scorer	High Rebounder
11/20	W	Concordia-Portland	60-58	26 Faber	9 Cruz, Faber
11/21	W	Cascade	96-68	29 Green	8 Green
12/4	W	* Pacific Lutheran	69-67	20 Green	11 Coleman, Faber
12/5	W	* Seattle	91-80	18 Cruz, Green	13 Coleman
12/11	W (ot)	* at Pacific	83-82	21 Green	7 Faber
12/12	L	at Cascade	66-69	20 Cruz	9 Coleman
12/30	W	at La Verne	76-75	29 Faber	14 Faber
1/2	W	at Pomona-Pitzer	78-60	29 Green	7 Cruz, Dohren
1/8	W	* at Whitman	82-70	17 Cruz	8 Coleman
1/9	L (ot)	* at Whitworth	76-79	23 Green	15 Faber
1/15	L	* Linfield	84-105	24 Cruz	10 Faber
1/16	W	* Willamette	67-60	16 Green	7 Coleman
1/22	W (ot)	* at Lewis & Clark	88-87	35 Green	8 Faber
1/23	L	* at Puget Sound	57-76	13 Cruz	6 Coleman
1/26	W (ot)	at Concordia-Portland	72-65	28 Green	9 Coleman
1/29	W	* Pacific	88-63	26 Cruz	10 Coleman
2/5	L	* Whitworth	74-84	28 Green	7 Macy
2/6	L	* Whitman	70-82	24 Macy	12 Coleman
2/12	L	* at Willamette	63-74	20 Green	9 Coleman
2/13	L	* at Linfield	81-105	19 Melvin	9 Coleman
2/19	W	* Puget Sound	93-52	28 Green	13 Coleman
2/20	L	* Lewis & Clark	74-83	22 Faber	11 Faber, Kroon
2/26	L	* at Seattle	77-87	20 Macy	8 Coleman
2/27	L	* at Pacific Lutheran	74-88	21 Green	5 Coleman, Kroon
3/2	L	# Western Oregon	85-92	23 Green	11 Coleman

Overall: 13-12 (Home: 7-5, Road: 6-7)

NWC: 8-10, 1st (Home: 5-4, Road: 3-6)

\* Northwest Conference Game # NAIA Playoffs, First Round Home games in bold



Sophomore James Macy

# 1998-99 Statistics

	G-S	Min-Avg	Field Goals		3-Pt FG		Free Throws		Rebounds				PF-F0	A	TO	BS	S	Pts	Ppg
			FG-A	Pct	FG-A	Pct	FT-A	Pct	Off	Def	Tot	Rpg							
Jordan Green	24-24	814-33.9	140-325	.431	86-196	.439	102-134	.761	22	74	96	4.0	83-5	98	89	4	64	468	19.5
Mike Faber	25-25	868-34.7	114-278	.410	69-187	.369	43-52	.827	42	125	167	6.7	72-2	19	21	39	18	340	13.6
Ryan Cruz	25-24	691-27.6	96-236	.407	84-197	.426	16-27	.593	25	59	84	3.4	46-0	27	23	1	19	292	11.7
James Macy	25-25	764-30.6	80-187	.428	21-62	.339	63-79	.797	19	50	69	2.8	64-4	97	80	1	11	244	9.8
Travis Melvin	25-1	413-16.5	82-196	.418	18-68	.265	22-35	.629	4	30	34	1.4	64-4	37	56	4	25	204	8.2
Andrew Coleman	25-24	591-23.6	48-84	.571	5-14	.357	13-39	.333	70	110	180	7.2	66-2	51	37	21	15	114	4.6
Ben Kroon	25-1	324-13.0	40-64	.625	1-2	.500	23-38	.605	25	50	75	3.0	37-0	9	17	8	7	104	4.2
Tyler Kuske	23-0	293-12.7	30-90	.333	21-64	.328	3-5	.600	12	29	41	1.8	20-1	11	12	1	9	84	3.7
Tim Buechsel	14-0	51-3.6	10-15	.667	0-0	.000	6-9	.667	10	8	18	1.3	9-0	1	1	1	1	26	1.9
Tony Dohren	22-1	209-9.5	8-20	.400	0-0	.000	9-15	.600	14	23	37	1.7	19-0	21	19	1	7	25	1.1
Joe Nichols	11-0	26-2.4	4-13	.308	3-8	.375	2-3	.667	3	2	5	0.5	5-0	1	2	2	1	13	1.2
Sean Linder	10-0	43-4.3	4-8	.500	0-2	.000	2-6	.333	1	7	8	0.8	5-0	5	6	1	4	10	1.0
Daron Hernandez	9-0	13-1.4	0-6	.000	0-4	.000	0-0	.000	3	1	4	0.4	1-0	1	4	0	1	0	0.0
<b>Team</b>									37	54	91								
<b>GEORGE FOX</b>	25	5100	656-1522	.431	308-804	.383	304-442	.688	287	622	909	36.4	491-18	378	367	84	182	1924	77.0
<b>Opponents</b>	25	5100	664-1524	.436	195-522	.374	388-554	.700	333	659	992	39.7	446	328	365	63	154	1911	76.4

Deadball Rebounds - George Fox 75 (68 Off, 7 Def), Opponents 56 (52 Off, 4 Def)



## Coaches

## Bruins' Brain Trust

## Mark Vernon

During his 17 years as head coach of the George Fox University men's basketball team, Mark Vernon has compiled an impressive record, posting six 20-wins-or-better seasons, taking the Bruins to post-season play numerous times, and becoming one of the youngest college coaches in the nation to reach 300 career wins.

But perhaps his finest job as a coach came just last year. He took a team that had lost two NAIA All-Americans, and was picked dead last in the Northwest Conference pre-season poll, to sixth place in the league at 8-10, a 13-12 overall mark. They came within seven points (a 92-85 loss to 25<sup>th</sup>-ranked Western Oregon) of a trip to the NAIA National Tournament.



For those achievements, Vernon was named the NAIA Pacific Northwest Region Independents "Coach of the Year," the fifth time he had received "Coach of the Year" honors from one organization or another.

The 46-year-old coach, whose career record now stands at 310-202 (.605), all at George Fox, is the winningest coach in team history. He has presided over many of the finest moments in Bruin basketball annals. Although he is the third-youngest coach in the NWC, no other coach has more wins at their current institution.

Vernon's teams have ranked as high as No. 2 in the NAIA Division II national poll and have made two trips to NAIA national tournaments in the nineties. Six of the seven 20-win seasons in George Fox history have come under his guidance. Two of his players have been NBA draft picks, six have been named NAIA All-Americans, and one was an NAIA All-American Scholar-Athlete.

Such efforts have not gone unnoticed. In 1985, Vernon was the youngest coach in NAIA District 2 when he was named the district's "Coach of the Year" for the first time. In 1987 and 1991 he received the same honor. He was named National Christian College Athletic Association National "Coach of the Year" as well in 1987.

In 1998, Vernon was inducted into the Northwest Champions Hall of Fame by the Northwest Athletic Association of Community Colleges.

Vernon's ties with the Bruins pre-date his coaching tenure. He first came to the school in 1975 as a student and basketball player, transferring from Highline Community College in Seattle, where he had received both the Best Defense and Hustle awards. While at West Seattle High School, he was named Outstanding Athlete of the Year as a senior.

As a George Fox guard, he established what was then the Bruins' highest career assist average (3.9). He was named Most Inspirational Player by his teammates his senior year, a year the Bruins were 20-9. In his two years in a George Fox uniform, the Bruins were 39-17.

A 1977 graduate, Vernon was named George Fox's Outstanding Physical Education Major and Outstanding Young Person in Teacher Education. He remained with Bruin

basketball as an assistant for three years (1977-78, 79-80 and 81-82), while working toward a 1982 master's degree in physical education at Linfield College.

In the fall of 1981, he joined the George Fox physical education faculty as volleyball coach and women's tennis coach. Vernon currently teaches physical education classes in addition to his coaching. He became head coach in 1982 after a nationwide search that began with 70 names.

Vernon lives in Newberg and has three sons: Brett, 7; Brady, 5; and Barry, 3.

## Justin Sherwood

The most prolific three-point shooter in NAIA history is in his second season as assistant men's basketball coach.



Sherwood shot 1,110 three-pointers in his career at Western Baptist College, an NAIA national record. He made 464 of them,

three fewer than the national record at that point.

Sherwood averaged 18.4 points a game during his 1989-93 career, setting Western Baptist's career scoring record with 2,710. Twice he was named an NAIA All-District 2 selection and NCCAA All-American. He was named Western Baptist's male athlete of the year as a senior.

Sherwood also was the male athlete of the year at McNary High School in Salem where he was named all-league in basketball and played outfielder on the state championship baseball team.

Sherwood currently works for Pauly, Rogers and Co., a CPA firm in Tigard. He and his wife, Jenni, live in Sherwood, Ore.

## Players

## 44 Andrew Coleman

Post • 6-7 • 210 • Junior

Richmond, Washington • Richland HS '97

## Career Stats

Year	G	FG-A	FG%	3-Pt-A	3-Pt%	FT-A	FT%	Reb	Rpg	Ast	Pts	Ppg
97-98	23	11-33	.333	2-8	.250	7-16	.438	39	1.7	8	31	1.3
98-99	25	48-84	.571	5-14	.357	13-39	.333	180	7.2	51	114	4.6
2 yrs	48	59-117	.504	7-22	.318	20-55	.364	219	4.6	59	145	3.0



## Single-Game Career Highs

**Points:** 11 (4 fg, 1 3-pt, 2 ft) at Lewis & Clark, 1/22/99**FG:** 4, 5 times, last at Linfield, 2/13/99**FGA:** 9 vs. Pacific Lutheran, 12/4/98**FG % (min. 5 fga):** .800 (4-5) at Whitman, 1/8/99; at Lewis & Clark, 1/22/99**3-Pt FG:** 1, 5 times, last at Linfield, 2/13/99**3-Pt FGA:** 2 vs. Concordia, 11/20/98; vs. Whitman, 2/6/99**3-Pt FG % (min. 2 fga):** .500 (1-2) vs. Whitman, 2/6/99**FT:** 2 vs. Seattle, 12/5/98; at Lewis & Clark, 1/22/99; vs.

Western Oregon, 3/2/99

**FTA:** 4 at La Verne, 12/30/98; at Lewis & Clark, 1/22/99; at Concordia, 1/26/99**FT % (min. 3 fta):** .500 (2-4) at Lewis & Clark, 1/22/99**Rebounds:** 13 vs. Seattle, 12/5/98; vs. Puget Sound, 2/19/99**Assists:** 5 vs. Western Oregon, 3/2/99**Turnovers:** 5 at Concordia, 1/26/99**Blocked Shots:** 4 at Cascade, 12/12/98**Steals:** 2 vs. Seattle, 12/5/98; at Pacific, 12/11/98**Minutes:** 34 at Concordia, 1/26/99

**1999-2000:** Gifted offensive rebounder...Top returning rebounder (7.2 rpg) in the Northwest Conference...One of team's best passers in half-court offense...Good shooter with 3-point range...Has improved defense...*Vernon on Coleman:* "Andrew will be our starting center and will anchor our defense with his shot-blocking abilities and tenacious rebounding. The team needs Andrew to be an offensive force in the low post to open up our perimeter game...Should be one of the best rebounders in the conference."

**1998-99:** Earned starting spot at center for 24 games...Named team's Best Defensive Player...Led the team in field goal percentage (.571), rebounds (180), and rebounds per game (7.2)...Finished third in the Northwest Conference in field goal percentage, sixth in rebounding, and sixth in blocked shots (0.88)...Scored career-high 11 points at Lewis & Clark...Reached double figures in rebounds six times, with career high of 13 vs. Seattle and Puget Sound...Led the team in rebounds 15 times, assists three times, steals three times, and blocked

shots eight times...Had perfect 4-4 night from the field, including a 3-pointer, at Linfield...Had career-high five assists in playoff game vs. Western Oregon...Blocked four shots at Cascade.

**1997-98:** Played in 23 games, starting two...Had highs of seven rebounds vs. Whitman and six points vs. Lewis & Clark.


**HS:** Coached by Phil Neill at Richland High...1996-97: All-Area and All-Big Nine League selection...Named to Tri-City Herald's Dirty Dozen, made up of top 12 local boys and girls high school players...Averaged 11.0 ppg, 11.0 rpg, 6.8

apg...Shot 58 percent from field, 43 percent on

3-pointers...Team captain...1995-96: Team captain...1994-95: Team's Most Improved...Member of Who's Who Among American High School Students...Member of High School National Honor Society.

**PERSONAL:** Born Jan. 27, 1979, in Richland, Wash....Son of Douglas and Elisabeth Coleman...Business management major...Favorite book: The Bible...Favorite movie: *The Shawshank Redemption*...

Favorite athlete: Kevin McHale.



Junior post Andrew Coleman


## 21 Ryan Cruz

Wing • 6-0 • 170 • Junior

Hillsboro, Oregon • Hillsboro HS '97

## Career Stats

Year	G	FG-A	FG%	3-Pt-A	3-Pt%	FT-A	FT%	Reb	Rpg	Ast	Pts	Ppg
97-98	24	24-79	.304	19-64	.297	23-30	.767	31	1.3	9	90	3.8
98-99	25	98-236	.407	84-197	.426	16-27	.593	84	3.4	27	292	11.7
2 yrs	49	120-315	.381	103-261	.395	39-57	.684	115	2.3	36	382	7.8



## Single-Game Career Highs

**Points:** 26 (9 fg, 8 3-pt) vs. Pacific, 1/29/99**FG:** 9 vs. Pacific, 1/29/99**FGA:** 16 vs. Pacific, 1/29/99**FG % (min. 5 fga):** .750 (6-8) vs. Western Oregon, 3/2/99**3-Pt FG:** 8 vs. Pacific, 1/29/99**3-Pt FGA:** 15 vs. Pacific, 1/29/99**3-Pt FG % (min. 2 fga):** .800 (4-5) at Puget Sound, 1/23/99



## Players

**FT:** 3, 4 times, last vs. Lewis & Clark, 2/20/99

**FTA:** 5 at Whitworth, 1/9/99

**FT % (min. 3 fta):** 1.000 (3-3) vs. Linfield, 1/15/99; vs. Lewis & Clark, 2/20/99

**Rebounds:** 9 vs. Concordia, 11/20/98

**Assists:** 4 at Cascade, 12/12/98

**Turnovers:** 3 at Linfield, 2/13/99

**Blocked Shots:** 1 at Concordia, 1/26/99

**Steals:** 3 at Cascade, 12/12/98

**Minutes:** 38 vs. Whitman, 2/6/99


**1999-2000:** Tremendous shooter...Should again be one of conference leaders in 3-pointers this season...Well-conditioned athlete...Very knowledgeable player...Has improved strength and defense...*Vernon on Cruz:* "Ryan is one of the best 3-point shooters returning in the conference and we need him to have a good shooting year for us. Ryan has gotten better at taking the ball to the hoop and making plays. His game keeps improving each year and I expect the same this year."

**1998-99:** Started 24 games at wing...Led the team in scoring six times, in rebounds, steals and assists twice, and blocked shots once...Reached double figures in scoring 14 times, with career-high 26 vs. Pacific...Fell one short of school record for 3-pointers in a game with eight vs. Pacific (Mike Hajj holds the record with nine vs. Concordia in '94)...Had 24 vs. Linfield and 20 at Cascade...Grabbed career-high nine rebounds in season opener vs. Concordia...Had highs of four assists and three steals at Cascade...Hit 6-8, all 3-pointers, in playoff game vs. Western Oregon.

**1997-98:** Came off bench in second half to score 20 points (six 3-pointers) in come-from-behind win over Whitman...Played in 24 games, starting once...Had high of six rebounds vs. Western Baptist.

**HS:** Coached by Dave Nuss at Hillsboro High...1996-97: All-Metro League selection...Team MVP...Fourth-leading scorer in league (13.0 ppg)...Team captain...Played guard and off-guard...Also earned four letters in tennis and two in soccer.

**PERSONAL:** Born May 24, 1979, in Hillsboro, Ore....Son of Robert and Rhonda Cruz...Physical education major...Plays varsity tennis for GFU, winning singles consolation championship at 1998 conference tournament and defeating the No. 1 seed in 1999 tournament...Favorite book: *A River Runs Through It*...Favorite movie: *Hoosiers*...Favorite food: Chicken fajitas...Favorite athlete: A.C. Green...Enjoys tennis.



Junior wing Ryan Cruz

## 24 Joe Gonzales

Wing • 5-11 • 165 • Freshman

Roseburg, Oregon • Roseburg HS '99



**1999-2000:** Gives the Bruins depth at wing...Can drill the 3-pointer or drive to the goal equally well...*Vernon on Gonzales:* "Joe is a very good shooter and is strong going to the hoop and making something positive happen. As the year goes on, Joe will get more playing time and be a real factor for us even as a freshman."

**HS:** Coached by Mike Pardon at Roseburg High...1998-99: Averaged 13 ppg, 3 rpg, 3 apg, 2 spg...First Team All-Southern Oregon Conference...Received Coaches Award...Earned three letters in tennis and went to state 4A quarterfinals as a senior...Class valedictorian...A Top Ten Percent Oregon Scholar.

**PERSONAL:** Born Oct. 28, 1980, in Sacramento, Calif....Son of Martin and Suzanne Gonzales...Major undecided...Favorite book: *The Contender*...Favorite movie: *Major Payne*...Favorite food: Anything Mexican...Favorite athlete: Mitch Richmond...Enjoys tennis.

## 14 Jordan Green

Wing • 5-10 • 165 • Junior

Cashmere, Washington • Cashmere HS '97

## Career Stats

Year	G	FG-A	FG%	3-Pt-A	3-Pt%	FT-A	FT%	Rb	Rpg	Ast	Pts	Ppg
97-98	21	30-81	.370	16-46	.348	36-45	.800	51	2.4	39	112	5.3
98-99	24	140-325	.431	86-196	.439	102-134	.761	96	4.0	98	468	19.5
2 yrs	45	170-406	.419	102-242	.421	138-179	.771	147	3.3	137	580	12.9



## Single-Game Career Highs

**Points:** 35 (11 fg, 6 3-pt, 7 ft) at Lewis & Clark, 1/22/99

**FG:** 11 at Lewis & Clark, 1/22/99

**FGA:** 20 vs. Seattle, 12/5/98

**FG % (min. 5 fga):** .750 (9-12) vs. Puget Sound, 2/19/99

**3-Pt FG:** 7 at Pacific Lutheran, 2/27/99

**3-Pt FGA:** 13 vs. Seattle, 12/5/98

**3-Pt FG % (min. 2 fga):** 1.000 (3-3) vs. Whitworth, 2/5/99

**FT:** 11 vs. Whitworth, 2/5/99

**FTA:** 12 vs. Whitworth, 2/5/99

**FT % (min. 3 fta):** 1.000 (9-9) at Pomona-Pitzer, 1/2/99

**Rebounds:** 8 vs. Cascade, 11/21/98; at Concordia, 1/26/99

**Assists:** 8 vs. Cascade, 11/21/98; vs. Seattle, 12/5/98; at Pacific, 12/11/98


**Turnovers:** 10 vs. Linfield, 1/15/99

**Blocked Shots:** 2 at Pacific, 12/11/98

**Steals:** 7 at Pacific, 12/11/98

**Minutes:** 43 at Lewis & Clark, 1/22/99

**1999-2000:** Team co-captain...Starting wing...Top returning scorer on the team and in the conference (19.5 ppg)...Very good shooter...Good ball handler...Excellent penetrator and finisher around basket...Hard-nosed, with tremendous desire to excel...*Vernon on Green:* "Jordan is a very gifted basketball player who brings many things to our team. He can really score when needed, but more importantly, can create scoring opportunities for everyone else on the floor...One of the smartest and craftiest defensive players I have coached in 18 years...Should repeat as an all-conference player."



Junior wing Jordan Green

**1998-99:** Named to NAIA All-Sectional Team and NAIA Honorable Mention All-American...First Team All-Northwest Conference...Led the conference in scoring (19.5), third in steals (2.70), fourth in assists (4.17), and ninth in free throw percentage (.787)...Led the team in scoring (19.5), total points (468), field goals (140), field goal attempts (325), free throws (102), free throw attempts (134), personal fouls (83), assists (98), turnovers (89), and steals (64)...Named Most Valuable Player and Best Offensive Player...Reached double figures in scoring in 22 games, with career high of 35 at Lewis & Clark...Led the team in scoring 14 times, steals 17 times, assists 12 times, and rebounds and blocked shots once...Scored 20 or more 11 other times, including 29 vs. Cascade and at Pomona-Pitzer, 28 at Concordia and vs. Whitworth and Puget Sound...Hit 9-12 from field vs. Puget Sound...Sank 11-12 free throws vs. Whitworth...Had career-high eight rebounds vs. Cascade and at Concordia...Passed out

career-best eight assists four times vs. Cascade, Seattle, and in both games vs. Pacific...Picked up seven steals at Concordia.

**1997-98:** Voted Most Improved by teammates...Scored 23 points vs. Willamette...Had high of seven assists vs. Concordia...Played in 21 games, starting two...Missed last three games with broken finger.

**HS:** Coached by Miles Caples at Cashmere High...1996-97: Class 1A All-State...All-Caribou Trail League...Helped team to state runner-up finish...Averaged 12.2 ppg, 2.7 rpg, 5.7 apg...Team Captain...1995-96: Second Team All-League...Averaged 14.3 ppg, 4.0 apg, 3.4 rpg...Team Captain...Also lettered in football and baseball...High School National Honor Society member.

**PERSONAL:** Born Feb. 7, 1979, in Cashmere, Wash....Son of Scott and Marcia Green...Elementary education major...Also a member of George Fox baseball team...Favorite book: *The Giving Tree*...Favorite movie: *The Natural*...Favorite food: Prime rib...Favorite athlete: Napoleon Kaufman...Enjoys video games and going out to eat with friends.

## 42 Nathan Green

Post • 6-5 • 215 • Freshman  
Portland, Oregon • Clackamas HS '99



**1999-2000:** Brings strength and rebounding to the Bruins' inside game...Will challenge for a starting position at either high or low post...*Vernon on Green:* "Nathan is a very hard-working player who gets every ounce of ability out of his God-given talent. He is a solid post defender and defensive rebounder and should push for a starting position. The better he gets at scoring around the basket, the more he will help us become a more complete basketball team."

**HS:** Coached by Steve Gustovich at Clackamas High...1998-99: Averaged 18 ppg, 10 rpg, 4 apg, 3 apg...Voted team MVP, Most Inspirational, and Best Defensive Player...First Team All-Three Rivers League...Chosen as an alternate for Metro-State Game...Also earned two letters in baseball.


**PERSONAL:** Born Dec. 20, 1980, in Portland, Ore....Son of Ellie Green and the late Don Green...Secondary education/Spanish major...Favorite book: *The Testament*...Favorite movies: *Dumb and Dumber*, *The Last of the Mohicans*...Favorite food: All Italian food and "anything my mom cooks"...Favorite athlete: Chipper Jones...Enjoys working out and "chilling with my friends."



## Players

## 34 Zach Hollin

Wing • 6-5 • 175 • Freshman  
Salem, Oregon • Salem Academy '98  
Southern California College



**1999-2000:** Good outside shooter with a soft touch...Needs only experience to make solid contributions in the future... *Vernon on Hollin:* "Zach is a fine shooter from the perimeter but needs this year to work on his overall game and strength. He works hard in practice and pushes the players

ahead of him."

**SCC:** Attended Southern California College in Los Angeles for a year but did not play ball.

**HS:** Coached by Tom Lenton at Salem Academy...1997-98: Averaged 14 ppg, 5 rpg, 2 apg...Second Team All-Tri River League...Second Team All-State 2A Tournament...Helped team to third place in state.

**PERSONAL:** Born March 15, 1980, in Salem, Ore....Son of Gary Hollin and Pauli Carr...Psychology major...Favorite book: *Larry Bird Drive*...Favorite movie: *Hoosiers*...Favorite food: Anything at "The Bone"...Favorite athlete: Larry Bird...Enjoys tennis, golf, snowboarding and reading.

## 22 Sean Linder

Wing • 6-0 • 175 • Junior  
Azalea, Oregon • Glendale HS '98

## Career Stats

Year	G	FG-A	FG%	3-Pt-A	3-Pt%	FT-A	FT%	Rb	Rpg	Ast	Pts	Ppg
98-99	10	4-8	.500	0-2	.000	2-6	.333	8	0.8	5	10	1.0



## Single-Game Career Highs

**Points:** 6 (3 fg) at Linfield, 2/13/99

**FG:** 3 at Linfield, 2/13/99

**FGA:** 4 at Linfield, 2/13/99

**FG % (min. 5 fga):** n/a

**3-Pt FG:** 0

**3-Pt FGA:** 1 vs. Cascade, 11/21/98; at

Linfield, 2/13/99

**3-Pt FG % (min. 2 fga):** n/a

**FT:** 1 vs. Seattle, 12/5/98; at Pacific Lutheran, 2/27/99

**FTA:** 2 vs. Seattle, 12/5/98; vs. Puget Sound, 2/19/99; at Pacific Lutheran, 2/27/99

**FT % (min. 3 fta):** n/a

**Rebounds:** 2 vs. Pacific, 1/29/99; at Linfield, 2/13/99; vs. Puget Sound, 2/19/99

**Assists:** 2 at Pacific Lutheran, 2/27/99

**Turnovers:** 2 vs. Linfield, 1/15/99; vs. Puget Sound, 2/19/99

**Blocked Shots:** 1 at Pacific Lutheran, 2/27/99

**Steals:** 2 vs. Puget Sound, 2/19/99

**Minutes:** 14 at Linfield, 2/13/99

**1999-2000:** Good outside shooter, but even better at taking it to the basket...Long arms and good timing make him a good defensive player... *Vernon on Linder:* "Sean is one of our best drivers and is a very unselfish player. He has improved from last year in ability and confidence and should get some quality minutes off the bench. Sean is a good defender and an intelligent player."

**1998-99:** Appeared in 10 games off the bench...Received Most Improved Player award...Led the team in steals and blocked shots once...Scored career-high six points in 14 minutes at Linfield, hitting 3-4 from the field...Had two rebounds three times...Handed out two assists and two steals vs. Puget Sound.

**HS:** Coached by Chuck Borberg at Glendale High...1997-98: Averaged 18 points and eight rebounds per game...First Team All-Big Fir League...Third Team 2A All-State...2A Senior All-Star Game MVP...1996-97: First Team All-League...Averaged 19 points and 7.3 rebounds per game...Also earned four letters in baseball...League MVP...Second Team All-State pitcher...Third Team All-State infielder...Member of the National Honor Society.


**PERSONAL:** Born May 30, 1979, in Long Beach, Calif....Son of Steve Linder and Lisa Collins...Christian ministries major...Favorite book: *The Bible*...Favorite movie: *Braveheart*...Favorite food: Mexican...Favorite athletes: Alex Rodriguez, Andruw Jones, Allen Houston...Enjoys video games, sleeping, "beating up Jordan Green," and "a certain pretty redhead."

## 20 James Macy

Point • 6-0 • 165 • Sophomore  
Culver, Oregon • Culver HS '97

## Career Stats

Year	G	FG-A	FG%	3-Pt-A	3-Pt%	FT-A	FT%	Rb	Rpg	Ast	Pts	Ppg
98-99	25	80-187	.428	21-62	.339	63-79	.797	69	2.8	97	244	9.8



## Single-Game Career Highs

**Points:** 24 (9 fg, 4 3-pt, 2 ft) vs. Whitman, 2/6/99

**FG:** 9 vs. Whitman, 2/6/99

**FGA:** 18 vs. Whitman, 2/6/99

**FG % (min. 5 fga):** .800 (8-10) at Seattle, 2/26/99

**3-Pt FG:** 4 vs. Whitman, 2/6/99  
**3-Pt FGA:** 9 vs. Whitman, 2/6/99  
**3-Pt FG % (min. 2 fga):** .667 (2-3) at Seattle, 2/26/99  
**FT:** 6 at Concordia, 1/26/99; at Willamette, 2/12/99  
**FTA:** 8 at Concordia, 1/26/99; at Willamette, 2/12/99  
**FT % (min. 3 fta):** 1.000 (5-5) vs. Western Oregon, 3/2/99  
**Rebounds:** 7 vs. Whitworth, 2/5/99  
**Assists:** 9 vs. Seattle, 12/5/98  
**Turnovers:** 8 at Pomona-Pitzer, 1/2/99  
**Blocked Shots:** 1 at Pacific, 12/11/98  
**Steals:** 3 vs. Pacific Lutheran, 12/4/98  
**Minutes:** 40 vs. Whitman, 2/6/99



Sophomore point James Macy

**1999-2000:** Intelligent player...Team's best finisher at the hoop...Starting point guard...Good ball handler and passer...Has improved 3-point shot... *Vernon on Macy:* "James may be the hardest-working Bruin on the team. Every practice and every game, you can expect 100% from this young man. He will be our starting point guard and will defend the other team's best perimeter player. James is just a pleasure to coach; the team always comes first with him."

**1998-99:** Started all 25 games as a freshman...Voted team's Most Inspirational Player...Finished fifth in the Northwest Conference in assists (3.79)...Led the team in scoring and steals twice, in assists 11 times, and rebounds once...Had high of nine assists vs. Seattle, and only one game with no assists...Scored in double digits 10 times, with high of 24 vs. Whitman...Also had 20 at Seattle, hitting 8-10 from the floor...Was a perfect 5-5 from the line in playoff game vs. Western Oregon...Posted career-high seven rebounds vs. Whitworth...Made three steals vs. Pacific Lutheran.

**1997-98:** Red-shirted season...Voted Most Inspirational by teammates.

**HS:** Coached by Curt Shelley at Culver High...1996-97: Oregon Class 1A State All-Tournament Team...First Team All-District 3...All-Big Sky League...Averaged 20.4 ppg, 4.3 rpg,

4.2 apg...1995-96: First Team All-District...All-League...Averaged 30.3 ppg, 4.0 rpg, 4.3 apg...Second Team All-State baseball player.

**PERSONAL:** Born Dec. 2, 1978, in Madras, Ore....Son of Richard and Terry Macy...Physical education major...Younger brother Kenny also plays basketball for George Fox...Favorite book: *Mere Christianity*...Favorite movie: *Patch Adams*...Favorite food: Fettuccini Alfredo...Favorite athlete: Pete Maravich...Enjoys hunting, water skiing and "sports in general."

## 32 Kenny Macy

Point • 6-1 • 165 • Freshman  
 Culver, Oregon • Culver HS '99



**1999-2000:** Expected to be a backup at point guard behind his brother... *Vernon on Macy:* "Kenny has been a pleasant surprise this year. He has adapted to the college game very quickly, and I see in him a player who will become more important every year to this program in relation to his playing time."

**HS:** Coached by Curt Shelley at Culver High...1998-99: Averaged 15 ppg with .800 free throw percentage and school-record 84 3-point goals...Voted team's Most Inspirational...First Team All-Columbia Basin Conference...Played in 2A Senior All-Star Game...1997-98: Team's Most Inspirational...Honorable Mention All-Conference...Also played baseball, earning All-Conference as a senior, Honorable Mention All-Conference and a Golden Glove winner as a junior...Named to Honor Society.


**PERSONAL:** Born June 17, 1981, in Madras, Ore....Son of Richard and Terry Macy...Major undecided...Older brother James also plays basketball for George Fox...Favorite book: *The Outsiders*...Favorite movie: *Hoosiers*...Favorite food: Steak...Favorite athlete: Michael Jordan...Enjoys hunting and waterskiing.



## Players

## 40 Ben McGarry

Wing • 6-0 • 170 • Freshman  
Kasilof, Alaska • Skyview HS '99



**1999-2000:** Will see limited time this season due to Bruins' great depth at the wing...Much potential for the future... *Vernon on McGarry:* "Ben is one of those kids a coach just loves to have on his team. He will do anything for the betterment of the team and always has such a positive and supportive attitude. Ben has the ability to take the ball to the basket and is a tough defender."

**HS:** Coached by Erling Hofseth at Skyview High in Soldotna, Alaska...1998-99: Averaged 15.2 ppg...Named team's Mr. Basketball...First Team All-4A Region III...Member of All-Good Sport Team...1997-98: Averaged 12 ppg...Team MVP for Southern Division champions...Second Team All-Region...1996-97: Averaged 10 ppg...Also earned two letters in track and soccer...SHS Science Student of the Year with a 4.0 GPA...Masonic Student of the Year.


**PERSONAL:** Born Sept. 30, 1980, in Soldotna, Alaska...Son of Jerry and Peggy McGarry...Biology/pre-med major...Favorite book: Romans/The Bible...Favorite movie: *Tombstone*...Favorite food: Anything from the Olive Garden...Favorite athlete: Mark McGarry...Enjoys dancing, piano, reading and computers.

## 12 Travis Melvin

Wing • 5-11 • 170 • Sophomore  
Pleasant Hill, Oregon • Pleasant Hill HS '98

## Career Stats

Year	G	FG-A	FG%	3-Pt-A	3-Pt%	FT-A	FT%	Rb	Rpg	Ast	Pts	Ppg
98-99	25	82-196	.418	18-68	.265	22-35	.629	34	1.4	37	204	8.2



## Single-Game Career Highs

**Points:** 19 (8 fg, 2 3-pt, 1 ft) at Linfield, 2/13/99

**FG:** 8 at Linfield, 2/13/99; vs. Western Oregon, 3/2/99

**FGA:** 18 vs. Western Oregon, 3/2/99

**FG % (min. 5 fga):** .714 (5-7) at Pacific,

12/11/98

**3-Pt FG:** 3 vs. Cascade, 11/21/98; at Lewis & Clark, 1/22/99

**3-Pt FGA:** 8 vs. Cascade, 11/21/98

**3-Pt FG % (min. 2 fga):** 1.000 (3-3) at Lewis & Clark, 1/22/99

**FT:** 4 at Whitworth, 1/9/99

**FTA:** 6 at Whitworth, 1/9/99

**FT % (min. 3 fta):** .750 (3-4) vs. Puget Sound, 2/19/99

**Rebounds:** 7 at Lewis & Clark, 1/22/99


**Assists:** 5 vs. Cascade, 11/21/98

**Turnovers:** 5 vs. Whitman, 2/6/99

**Blocked Shots:** 1, 4 times, last vs. Puget Sound, 2/19/99

**Steals:** 3 at Pacific, 12/11/98; at Whitman, 1/8/99; vs. Whitman, 2/6/99

**Minutes:** 29 vs. Whitman, 2/6/99



Sophomore wing Travis Melvin

**1999-2000:** Quickest player on team...Good jump shooter...Good at getting to basket using quickness...Working to improve defensive abilities... *Vernon on Melvin:* "Travis is one of the fastest players in the conference and this will help him get into our starting lineup. His ability to create his own shot is his number one strength as a player. We need Travis to use his quickness at the defensive end to make us a better team."


**1998-99:** Top sub off the bench, appearing in every game with one start...Led the team in scoring and blocked shots once, assists twice, and steals four times...Reached twin digits in scoring 10 times, topped by 19 at Linfield on 8-12 shooting...Scored 17 in playoff game vs. Western Oregon...Scored 16 and grabbed season-high seven rebounds at Lewis & Clark...Handed out five assists vs. Cascade...Had high of three steals three times.

**HS:** Coached by Ron Neher at Pleasant Hill High...1997-98: First Team 3A All-State...Sky-Em League MVP...West All-State MVP...Set Oregon 3A State Tournament record for most steals (17)...Team Defensive Player of the Year...1996-97: Second Team All-League...Also lettered in baseball.

**PERSONAL:** Born Dec. 21, 1979, in Roseburg, Ore....Son of John and Karen Melvin...Business marketing major...Twin brother Ryan plays on George Fox soccer team...Favorite book: *Twice Pardoned*...Favorite movie: *Braveheart*...Favorite food: Lasagna...Enjoys waterskiing and flyfishing.

## 41 Aaron Milner

Wing • 6-5 • 190 • Sophomore  
Seattle, Washington • Shorecrest HS '97  
Everett CC



**1999-2000:** Excellent outside shooter for a player with good size...Will provide valuable minutes as a top sub or occasional starter...*Vernon on Milner:* "Aaron is our best jumper and a solid defender. He is a good rebounder and perimeter shooter who will help us as either a starter or off the

bench...Needs to keep improving his ball handling so that teams can't just concentrate on his shot."

**JC:** Coached by Larry Walker at Everett (Wash.) Community College...1998-99: Averaged 13 ppg, 7 rpg.

**HS:** Coached by Marv Morris at Shorecrest High in Shoreline, Wash....Earned three varsity letters.

**PERSONAL:** Born Nov. 13, 1978, in Seattle, Wash....Son of Glen and Karol Milner...History major...Favorite book: *The Catcher in the Rye*...Favorite food: Mexican...Favorite athlete: Pro wrestling's Rowdy Roddy Piper.

## 30 Joe Nichols

Wing • 6-3 • 190 • Sophomore  
Brookings, Oregon • Brookings Harbor HS '98

### Career Stats

Year	G	FG-A	FG%	3-Pt-A	3-Pt%	FT-A	FT%	Rb	Rpg	Asst	Pts	Ppg
98-99	11	4-13	.308	3-8	.375	2-3	.667	5	0.5	1	13	1.2



### Single-Game Career Highs

**Points:** 6 (2 fg, 2 3-pt) vs. Cascade, 11/21/98

**FG:** 2 vs. Cascade, 11/21/98

**FGA:** 4 vs. Cascade, 11/21/98

**FG % (min. 5 fga):** n/a

**3-Pt FG:** 2 vs. Cascade, 11/21/98

**3-Pt FGA:** 4 vs. Cascade, 11/21/98

**3-Pt FG % (min. 2 fga):** .500 (2-4) vs. Cascade, 11/21/98

**FT:** 2 vs. Puget Sound, 2/19/99

**FTA:** 2 vs. Puget Sound, 2/19/99

**FT % (min. 3 fta):** n/a

**Rebounds:** 2 vs. Puget Sound, 2/19/99

**Assists:** 1 vs. Cascade, 11/21/98

**Turnovers:** 1 vs. Cascade, 11/21/98; vs. Linfield, 1/15/99

**Blocked Shots:** 1 vs. Cascade, 11/21/98; at Whitman, 1/8/99

**Steals:** 1 vs. Cascade, 11/21/98

**Minutes:** 9 vs. Cascade, 11/21/98

**1999-2000:** Team's only left-hander...Good outside shooter...Hard-working player...*Vernon on Nichols:* "Joe is a very physical player who really likes to compete. He has a nice medium-range jump shot and works hard on the boards. If he continues to improve, Joe should get some minutes off the bench this year."


**1998-99:** Appeared in 11 games off the bench...Scored career high of six points on a pair of 3-pointers in first game vs. Cascade...Had two rebounds in a game vs. Puget Sound.

**HS:** Coached by Larry Enos at Brookings Harbor High...1997-98: Averaged 10 points and 8 rebounds per game...1996-97: Team finished third in Far West League play...First Team All-League and MVP in soccer...Earned three letters in track.

**PERSONAL:** Born Dec. 7, 1980, in Canada...Son of Laurence and Joyce Nichols...Business major...Favorite book: The dictionary...Favorite movie: *Billy Madison*...Favorite food: Bento chicken...Enjoys snowboarding, surfing and playing Tekken III/LEI.

## 33 Dan Weber

Post • 6-4 • 185 • Freshman  
Newberg, Oregon • Newberg HS '96



**1999-2000:** Probably the most well-rounded player on the team...Shoots well from outside and drives well if defense comes out to play him...Good moves under the basket...Strong rebounder despite slender frame...Took three years off to work before entering college, but has retained skills

through amateur games...*Vernon on Weber:* "Dan is our most complete big man and our best athlete on the team. He can score anywhere on the court and is a tough competitor who wants to win more than anything. Dan should be one of the top freshmen in the league this year and one of the best players in the conference for years to come."

**HS:** Coached by Gregg Griffin at Newberg High...1995-96: Averaged 15 ppg, 10 rpg, 4 apg, 3 spg, 3 bspg...Co-MVP of Pac-7 League champions...First Team All-League...Named to Statesman Journal All-Region First Team.

**PERSONAL:** Born July 3, 1978, in Eugene, Ore....Son of Blake and Leanna Ferguson...Major undecided...Favorite books: *Rare Air*, *Playing for Keeps*...Favorite movie: *Hoop Dreams*...Favorite athlete: Michael Jordan...Enjoys golfing, hunting, fishing and most sports.

# Athletic Support Staff

## Athletic Director

### Craig Taylor

Taylor is in his 12th year as George Fox University athletics director, but he has been associated with the Bruins for 26 years as player, coach, and professor. Taylor, 48, first came to George Fox in 1971 as a junior forward for the men's basketball team. In 1972-73, he helped the Bruins to their first-ever NAIA District 2 title.

Taylor graduated from George Fox in 1974, receiving honors as the Outstanding Man in Teacher Education and Outstanding Physical Education Major. He received a master of science degree in education from Linfield College in 1975. While enrolled in graduate courses, he was a George Fox residence hall director.

From 1976 to '79, Taylor was the Bruins baseball coach while also serving as assistant basketball coach. He worked at a sporting goods retailing firm from 1979 to '81, but returned to George Fox as coach of the women's basketball team from 1981 to '93, producing a 162-155 record. He also coached the softball team from 1981 to '88 and again in 1990, compiling a 77-99-1 record, and in 1985 he was named NAIA District 2 Coach of the Year.

At George Fox, Taylor is responsible for athletic department functions, including eligibility and compliance with George Fox, Northwest Conference, and NCAA regulations; budgeting; and department and sports center management. In 1992 he was named NAIA District 2 Administrator of the Year.

Taylor has three children: Leah, 25; Bree, 20, who plays volleyball for the Bruins; and Casey, 10. He and his wife, Kathy, live in McMinnville.



University, also holds a master of science degree in physical education/athletic training from Indiana State University and a master of education in physical education from the University of Minnesota. He and his wife, Marin, live in Wilsonville.

## Assistant Trainer

### Byron Shenk

Shenk serves as George Fox's assistant trainer, but that is just one of the many duties he has handled since coming to the University in 1990. He serves as chairperson of the



Department of Health and Human Performance, where he also teaches as associate professor. He earned a national merito-

rious service award from the National Christian College Athletic Association for previous service and leadership.

Shenk has also coached George Fox's nine-year-old varsity women's soccer team from its infancy. In 1998 he was named Northwest Conference Coach of the Year.

Shenk holds an undergraduate degree from Goshen College, a master's from the University of Oregon, and a doctorate in education from the University of Virginia. He and his wife, Ina, live in McMinnville, where he is active in the Mennonite church.

## Head Trainer

### Dale Isaak

Isaak joined the George Fox staff in 1995 as head trainer and assistant professor in the Health and Human



Performance Department. He previously was the head athletic trainer for Hopkins High School in Minnetonka, Minn., and

athletic trainer for the Institute for Athletic Medicine in Minneapolis.

Isaak, a 1990 graduate of Willamette



## 1999-2000 Athletic Training Staff

Front row (l-r): Sherilyn Gerig, Julie L. Smith, Erin Hatch, Lisa Schare, Jennifer Kennedy, Stefani Shindler.

Second row (l-r): Lindsay Walker, Valerie Potts, Andriana Sharpe, Lisa Bauman, Heather Cramer, Jaliene Hollabaugh, Byron Shenk.


Back row (l-r): Jennifer Adams, Brian Newman, Jonathan Huwe, Ben Baarspul, Andrew Fodge, Dale Isaak.



## Sports Information Director

### Blair Cash

Cash is in his first year as sports information director at George Fox University, replacing seven-year SID Rob Felton, who is now in the graduate program in strategic public relations at



Sports Information Director Blair Cash, seated, with assistants (left to right) Bryan Williford, John Felton and Brian Durick

the University of Southern California.

Cash brings to the Newberg campus a varied background in athletics, including a total of 18 seasons in sports information work. He was SID at Belhaven College, the University of Montevallo, and the University of South Alabama from 1972 to '83, and was a volunteer in the sports information office at the University of Texas-Pan American from 1989 to '94. After several years in

Christian ministry, he returned to the sports information field a year ago with a short stint as an assistant SID at Southwest Texas State University and six months as SID at Samford University.

Cash has served as information director for the NAIA's District 27, the Southern States Conference, and the Mississippi Soccer Association. He has been a sportswriter for the Clarion-Ledger/Jackson (Miss.) Daily News and Natchez (Miss.) Democrat daily papers, and an official scorer for the Jackson Generals, the Birmingham Barons, and the Southeastern Conference Baseball Tournament.

Cash, 46, is a 1976 graduate of Belhaven and a 1987 graduate of Reformed Theological Seminary, with master's degrees in divinity and Christian education. An ordained minister in the Presbyterian Church USA, he has pastored churches in Edinburg, Texas, and Natchez, Miss. He and his wife, Debbie, have two children, Milton, 8, and Megan, 5.

### Sports Information Assistants

Brian Durick, Jr., Roseburg, Ore.  
John Felton, So., Hillsboro, Ore.  
Bryan Williford, Fr., Eugene, Ore.



## Head Statistician

### Mike Wirta

Wirta, better known as "Biggs" by his friends, is in his 29th year as George Fox's basketball statistical guru. The team's most loyal fan, he begins this season with a string of keeping stats at 396 straight George Fox men's basketball contests and 361 in a row at home. The last home game he missed was in 1972.

A 1974 graduate of George Fox and long-time member of the University's plant services staff, Wirta, 50, has the upkeep of the sports center as his major responsibility. He devotes many volunteer hours to compiling statistics and records for the players and teams recorded in this book.

In 1988, the University's alumni association named Wirta its Volunteer of the Year, just the second person to receive the designation. In 1994, he received an NAIA District 2 Meritorious Service Award. He was inducted into the George Fox Sports Hall of Fame in 1988.

## Official Scorers

Don Millage (M), Patty Findley (W)

## Clock Operators

Bob Stewart (Scoreboard, M), Larry Herrick (35-Second, M; Scoreboard, W), Bob Dexter (30-Second, W)

## Public Address Announcers

Jim Jackson (M), Matt Gustafson (W)

## Ball Boys

Ian Lamm, Alex Brikner, Tommy Byrd (M)

## Statisticians

Carissa Hendryx, Don Staples

## Athletic Support Staff



### Bruin Hosts

The Bruin Hosts are George Fox University's official greeters for home men's and women's basketball games. These volunteers are in charge of hospitality in Wheeler Sports Center. Members of the 26-year-old organization welcome fans, take tickets, distribute programs, provide news media, stat crews, and other special guests with refreshments, and assist at the post-season basketball awards dessert. 1999-2000 Bruin Hosts pictured are (left to right) Melissa McKenzie, Julia Payseno, Brook Payton, Kristiane Sorestad. Other Hosts include: Laura Mansfield, David Malcolm, Rachellie George, Sienna Hester, Renee Hanson, Lindsay Walker, Nick Ryland, Matt Gerber.

### 1999-2000 Pep Band

The George Fox Bruins Pep Band provides upbeat music in a variety of styles at all men's and women's home basketball games, entertaining the crowds during timeouts and halftimes (but *never* while the game is going on!). The Pep Band is composed of and run entirely by students who enjoy the game and who like to make people smile. This year's band is led by Beth DuPriest. Front, left to right: Ron Gulley, Katie Groeneveld, Lisa Shelley, Cherish Wilcox, Eryn McKee, Beth DuPriest. Back, left to right: Tim Smith, Josh Dillow, Nathan Shielee, Seth Tippin, Dan Russell, Ben McReynolds, Adrian McPherson.



### 1999-2000 Dance Team

In only its second year, the George Fox Dance Team is a group of students who entertain the crowds at selected home games with dance routines arranged for everything from jazz and swing to modern pop favorites. The Dance Team is under the supervision of the Student Life office, with an advisory team that oversees and approves all dances and music in accordance with accepted George Fox standards of conduct. This year's Dance Team captain is Amber Hamilton. Front, left to right: Roslyn Barnfield, Sara Rogers. Back, left to right: Kevin Whitaker, Kristina Gilroy, Adrian McPherson, Amber Hamilton, Jonathan Melot. Not pictured: Bryan Thompson.

## Statistics and Records

## Year-By-Year Scoring

Name	Year	G	Total	Avg
Gary Blackmar	1965-66	28	303	10.82
Gary Blackmar	1966-67	26	410	15.77
Gary Blackmar	1967-68	23	321	13.95
Gordy Loewen	1968-69	26	437	16.81
Gordy Loewen	1969-70	22	368	16.72
Sammy Ibarra	1970-71	28	408	14.57
Gary Berg	1971-72	25	378	15.12
Sammy Ibarra	1972-73	31	442	14.26
Rob Wunder	1973-74	30	567	18.90
Paul Cozens	1974-75	28	441	15.57
Paul Cozens	1975-76	27	530	19.62
Tim Hardie	1976-77	28	562	20.07
Paul Cozens	1977-78	29	692	23.86
Gary Chenault	1978-79	29	491	16.90
Hille van der Kooy	1979-80	29	598	20.60
Hille van der Kooy	1980-81	28	572	20.43
Randy Dunn	1981-82	33	581	17.61
Randy Dunn	1982-83	29	614	21.17
Randy Dunn	1983-84	25	541	21.64
Kenny Stone	1984-85	34	586	17.24
Kenny Stone	1985-86	30	592	19.73
Kenny Stone	1986-87	33	576	17.45
Dan Newman	1987-88	28	591	21.12
Pat Casey	1988-89	29	520	17.93
Dave Wilson	1989-90	34	656	19.30
Jeff Hoffman	1990-91	29	690	23.79
Dave Wilson	1991-92	35	799	22.83
Jamie Boutin	1992-93	27	460	17.04
Justin Paola	1993-94	33	543	16.45
Nick Haij	1994-95	31	543	17.52
Jared Gallop	1995-96	24	431	17.96
Mike Faber	1996-97	24	382	15.92
Jared Gallop	1997-98	25	578	23.12
Jordan Green	1998-99	24	468	19.50

## Year-By-Year Rebounding

Name	Year	G	Total	Avg
Dave Alteneder	1965-66	28	297	10.61
Gary Blackmar	1966-67	25	295	11.80
Dave Alteneder	1967-68	26	282	10.84
Tom Ackerman	1968-69	19	242	12.73
Gordy Loewen	1969-70	22	231	10.50
Gordy Loewen	1970-71	28	275	9.82
Gordy Loewen	1971-72	25	240	9.60
Rob Wunder	1972-73	31	265	8.55
Ray Willis	1973-74	30	289	9.63
Ray Willis	1974-75	30	277	9.23
Paul Cozens	1975-76	27	280	10.37
Paul Cozens	1976-77	29	305	10.51
Paul Cozens	1977-78	29	370	12.75
Mike Peregrin	1978-79	29	184	6.34
Hille van der Kooy	1979-80	29	333	11.50
Hille van der Kooy	1980-81	28	327	11.69
Randy Dunn	1981-82	33	422	12.79
Randy Dunn	1982-83	29	343	11.83
Randy Dunn	1983-84	25	226	9.04
Kenny Stone	1984-85	34	285	8.38
Kenny Stone	1985-86	30	318	10.60
Kenny Stone	1986-87	33	309	9.36
Eric Swanson	1987-88	33	397	12.03
Rich Schlachter	1988-89	30	208	6.93
Dave Wilson	1989-90	34	294	8.60
Jeff Hoffman	1990-91	29	374	12.90
Jeff Hoffman	1991-92	35	374	10.69

Mike Rasmussen	1992-93	27	219	8.11
Justin Paola	1993-94	33	290	8.78
Nique Stewart	1994-95	31	280	9.03
Jared Gallop	1995-96	24	161	6.71
Mike Faber	1996-97	24	171	7.13
Jared Gallop	1997-98	25	186	7.44
Andrew Coleman	1998-99	25	180	7.20

## Year-By-Year Assists

Name	Year	G	Total	Avg
No record	1965-70			
Ed Fields	1970-71	27	120	4.44
Ed Fields	1971-72	25	71	2.84
Ed Fields	1972-73	31	103	3.32
Ray Willis	1973-74	30	122	4.06
Ray Willis	1974-75	30	128	4.26
Tom Hewitt	1975-76	27	138	5.11
Tom Hewitt	1976-77	29	177	6.10
Dave Adrian	1977-78	29	114	3.93
Tim Adrian	1978-79	29	96	3.31
Phil Barnhart	1979-80	30	172	5.92
Mike Royer	1980-81	28	136	4.86
Mike Royer	1981-82	33	178	5.39
Al Vasey	1982-83	31	135	4.35
Al Vasey	1983-84	28	167	5.96
Les Harrison	1984-85	34	154	4.53
Curtis Kimbrough	1985-86	31	163	5.26
Curtis Kimbrough	1986-87	33	156	4.73
Brent Peterson		33	156	4.73
Dan Newman	1987-88	28	149	5.32
Jeff Richards	1988-89	30	160	5.33
Brian Martin	1989-90	34	247	8.10
Brian Martin	1990-91	30	340	11.30
Curt Scheidel	1991-92	35	231	6.60
Grant Hartenstein	1992-93	29	161	5.55
Grant Hartenstein	1993-94	33	189	5.73
Rick Gardea	1994-95	31	136	4.39
Kyle Valentine	1995-96	24	74	3.10
Kyle Valentine	1996-97	24	124	5.17
Jared Gallop	1997-98	22	137	6.23
Jordan Green	1998-99	24	98	4.08

## Career Scoring

Name	Year	G	Total	Avg
Dave Wilson	1987-88; 1989-90	131	2296	17.52
Paul Cozens	1974-78	113	2187	19.35
Kenny Stone	1983-87	126	2050	16.27
Randy Dunn	1981-84	88	1744	19.82
Nick Haij	1992-96	113	1714	15.17
Mike Royer	1978-82	114	1367	12.00
G. Hartenstein	1992-96	116	1346	11.60
Jared Gallop	1994-96; 1997-98	80	1323	16.54
Dave Adrian	1975-78; 1979-80	103	1307	12.69
Gordy Loewen	1968-72	100	1300	13.00

## Career Rebounding

Name	Year	G	Total	Avg
Paul Cozens	1974-78	113	1147	10.15
Kenny Stone	1983-87	126	1116	8.86
Dave Wilson	1987-88; 1989-90	131	1111	8.48
Dave Alteneder	1965-69	104	1013	9.74
Randy Dunn	1981-84	88	994	11.30
Gordy Loewen	1968-72	100	968	9.68
C. Kimbrough	1983-87	116	797	6.87
Ray Willis	1972-75	91	771	8.47
Jeff Hoffman	1990-92	64	748	11.69
Gary Blackmar	1965-68	76	740	9.74

## Career Assists

Name	Year	G	Total	Avg
Brian Martin	1989-91	64	614	9.59
Al Vasey	1982-86	118	520	4.41
G. Hartenstein	1992-96	116	511	4.41
Mike Royer	1978-82	114	509	4.46
C. Kimbrough	1983-87	116	501	4.32
Brent Peterson	1985-89	116	462	3.98
Phil Barnhart	1977-81	113	428	3.79
Tom Hewitt	1973-77	111	404	3.64
Kyle Valentine	1995-98	70	335	4.80
Dave Adrian	1975-78; 1979-80	103	376	3.65

## Career Field-Goal Accuracy


(Minimum two years)

Name	Year	SM/SA	Pct.
Dave Wilson	1987-88; 1989-92	881/1418	.621
Eric Swanson	1986-88	431/736	.586
Kenny Stone	1983-87	794/1388	.572
Toby Long	1985-87	346/607	.570
liley Thompson	1982-84	188/336	.560
Paul Cozens	1974-78	895/1620	.552
Randy Dunn	1981-84	697/1265	.551
Mike Redmond	1985-87	250/455	.549
D. Mauermann	1981-83	245/447	.548
Eric Smith	1980-82	122/224	.545

## Career Free-Throw Accuracy

(Minimum two years)

Name	Year	SM/SA	Pct.
Gary Chenault	1976-79	195/224	.870
Dave Morgan	1970-72	84/98	.857
Paul Cozens	1974-78	397/470	.845
Al Vasey	1982-86	126/151	.834



Kenny Stone (right), 1983-87



## Statistics and Records

E. Lautenbach	1984-88	146/177	.825
Jim McNelly	1965-67	82/100	.820
Nick Hajj	1992-96	203/251	.809
Randy Dunn	1981-84	350/441	.794
Jared Gallop	1994-96; 1997-98	257/324	.793
Larry Jury	1983-84	231/299	.773

## Career Steals

Name	Year	G	Total	Avg
C. Kimbrough	1983-87	116	341	2.94
Kenny Stone	1983-87	126	252	2.00
Brent Peterson	1985-89	116	214	1.84
Les Harrison	1984-86	61	178	2.92
Kyle Valentine	1995-98	70	163	2.33
Gary Chenault	1976-79	86	161	1.87

## Career Blocks

Name	Year	G	Total	Avg
Dave Wilson	1987-88; 1989-92	131	598	4.56
Kenny Stone	1983-87	126	430	3.41
Mike Faber	1996-98	73	166	2.27
H. van der Kooy	1979-81	57	121	2.12
C. Kimbrough	1983-87	116	74	0.63
Rich Schlachter	1986-90	103	74	0.72

## Season Scoring

Name	Year	Total
Dave Wilson	1991-92	799
Paul Cozens	1977-78	692
Jeff Hoffman	1990-91	690
Dave Wilson	1989-90	656
Eric Swanson	1987-88	654
Randy Dunn	1982-83	614
Hille van der Kooy	1979-80	598
Kenny Stone	1985-86	592
Dan Newman	1987-88	591
Randy Dunn	1981-82	581

## Season Rebounding

Name	Year	Total
Randy Dunn	1981-82	422
Eric Swanson	1987-88	397
Jeff Hoffman	1990-91	374
Jeff Hoffman	1991-92	374
Paul Cozens	1977-78	370
Randy Dunn	1982-83	343
Dave Wilson	1991-92	334
Hille van der Kooy	1979-80	333
Hille van der Kooy	1980-81	327
Kenny Stone	1985-86	318

## Season Assists

Name	Year	Total
Brian Martin	1990-91	340
Brian Martin	1989-90	274
Curt Scheidel	1991-92	231
Grant Hartenstein	1993-94	189
Mike Royer	1981-82	178
Tom Hewitt	1976-77	177
Phil Barnhart	1979-80	172
Al Vasey	1983-84	172
Jeff Bieker	1981-82	168
Curtis Kimbrough	1985-86	163

## Season Scoring Average

Name	Year	Total
Paul Cozens	1977-78	23.9
Jeff Hoffman	1990-91	23.8
Dave Wilson	1991-92	22.8
Jared Gallop	1997-98	23.1
Randy Dunn	1982-83	21.2
Randy Dunn	1983-84	21.1
Dan Newman	1987-88	21.1
Hille van der Kooy	1979-80	20.6
Hille van der Kooy	1980-81	20.4
Tim Hardie	1976-77	20.1
Eric Swanson	1987-88	19.8

## Season Rebounding Average

Name	Year	Avg.
Jeff Hoffman	1990-91	12.90
Randy Dunn	1981-82	12.79
Paul Cozens	1977-78	12.75
Tom Ackerman	1968-69	12.73
Eric Swanson	1987-88	12.03
Randy Dunn	1982-83	11.83
Gary Blackmar	1966-67	11.80
Hille van der Kooy	1980-81	11.70
Hille van der Kooy	1979-80	11.50
Dave Altneder	1967-68	10.80

## Season Steals

Name	Yrs. Played	Games	Total	Avg.
Curtis Kimbrough	1986-87	33	110	3.33
Curtis Kimbrough	1985-86	31	108	3.48
Curtis Kimbrough	1984-85	34	104	3.06
Les Harrison	1984-85	34	90	2.65
Les Harrison	1985-86	27	88	3.26
Kyle Valentine	1997-98	22	78	3.55
Jordan Green	1998-99	24	64	2.67

## Season Blocks

Name	Yrs. Played	Games	Total	Avg.
Dave Wilson	1987-88	33	170	5.15
Dave Wilson	1989-90	34	166	4.88
Dave Wilson	1990-91	29	125	4.31
Dave Wilson	1991-92	35	137	3.91
Kenny Stone	1984-85	34	123	3.62
Kenny Stone	1986-87	33	122	3.70
Kenny Stone	1985-86	30	112	3.73
Kenny Stone	1983-84	29	73	2.52
Mike Faber	1997-98	25	70	2.80
Mike Faber	1996-97	24	54	2.25

## Game Scoring

Name	Date (Opponent)	Total
Jeff Hoffman	2/14/91 (Columbia Christian)	50
H. van der Kooy	12/5/80 (Eastern Oregon)	42
Jared Gallop	12/1/95 (Concordia)	39
Paul Cozens	1/21/78 (Warner Pacific)	38
H. van der Kooy	2/21/81 (Warner Pacific)	38
Paul Cozens	2/19/75 (Southern Oregon)	37
Jamie Boutin	11/21/92 (Southern Oregon)	37
Nick Hajj	11/18/94 (Concordia)	37
Jared Gallop	2/10/96 (Lewis & Clark)	36
Jared Gallop	2/17/98 (Lewis & Clark)	36
Tom Hewitt	1/25/77 (Alaska-Anchorage)	36

Eric Swanson	2/27/88 (Eastern Oregon)	36
Paul Cozens	12/30/75 (Linfield)	35
Jeff Hoffman	12/8/90 (Puget Sound)	35
Jeff Hoffman	12/29/90 (Eastern Oregon)	35
Dave Wilson	1/23/92 (Concordia)	35
Jared Gallop	12/1/97 (Western Baptist)	35
Jordan Green	1/22/99 (Lewis & Clark)	35

## Game Rebounding

Name	Date (Opponent)	Total
Justin Paola	1/6/94 (Northwest Christian)	26
Gordy Loewen	2/11/71 (Warner Pacific)	25
Jeff Hoffman	11/24/90 (St. Martin's)	24
H. van der Kooy	12/5/80 (Eastern Oregon)	23
Randy Dunn	2/18/84 (NW Nazarene)	23
Eric Swanson	2/5/88 (NW Nazarene)	23
Jeff Hoffman	2/29/92 (Willamette)	22
Gordy Loewen	2/22/69 (Southern Oregon)	22
Kenny Stone	1/24/87 (Eastern Oregon)	21
Dave Wilson	1/19/91 (Warner Pacific)	20

and four other players a total of 8 times

## Game Assists

Name	Date (Opponent)	Total
Brian Martin	1/19/91 (Warner Pacific)	20
Brian Martin	2/14/91 (Columbia Christian)	18
Brian Martin	2/20/90 (Concordia)	17
Brian Martin	1/12/91 (Northwest Nazarene)	16
Brian Martin	2/16/91 (Western Baptist)	16
Brian Martin	1/5/91 (Western Baptist)	15
Brian Martin	2/2/91 (Warner Pacific)	15
G. Hartenstein	1/16/93 (Northwest Christian)	15
Mike Royer	1/18/82 (Eastern Oregon)	14
Les Harrison	3/1/86 (Warner Pacific)	14
Brian Martin	3/2/91 (Linfield)	14

## Game Steals

Name	Date (Opponent)	Total
C. Kimbrough	12/19/84 (U.C.-San Diego)	11
Jeff Richards	1/2/88 (Dominican)	11
Kyle Valentine	2/13/98 (Puget Sound)	11
Toby Long	1/23/87 (Northwest)	9
Kyle Valentine	2/6/98 (Seattle)	9
C. Kimbrough	12/14/85 (Concordia)	8
Les Harrison	1/11/86 (Columbia Christian)	8
Todd Erickson	2/19/91 (Concordia)	8
Aaron Downs	11/15/94 (St. Martin's)	7
Aaron Downs	2/7/95 (Concordia)	7
Kyle Valentine	2/11/97 (Pacific)	7
Jordan Green	12/11/98 (at Pacific)	7

## Game Blocks

Name	Date (Opponent)	Total
Dave Wilson	11/19/91 (Northwest Christian)	13
Dave Wilson	2/9/88 (Concordia)	12
Dave Wilson	11/17/89 (Pacific)	12
Dave Wilson	3/10/88 (Concordia)	11
Dave Wilson	1/2/88 (Dominican)	11
Dave Wilson	12/2/87 (Willamette)	10
Dave Wilson	11/25/89 (Seattle Pacific)	10
Dave Wilson	11/10/92 (William Jewell)	10

## Game Triple-Doubles

Name	Pts.	Rbs.	Asts.	Blks.	Game
Dave Adrian	10	10	10		College of Idaho 2/11/78
Kenny Stone	21	11	10		NW Nazarene 1/17/87
Curtis Kimbrough	12	10	10		Northwest College 1/23/87
Dave Wilson	14	11		11	Dominican 1/2/88
Dave Wilson	20	10		12	Concordia 2/9/88
Dave Wilson	18	11		11	Concordia 3/10/88
Jeff Richards	15	10	12		NW Christian 1/14/89
Brian Martin	17	10	12		Willamette 3/2/91
Dave Wilson	21	12		13	NW Christian 11/19/91

## Most 30+ Point Games

### Career

Name	Year	Total
Paul Cozens	1974-78	11
Jared Gallop	1994-98	11
Randy Dunn	1981-84	7
Jeff Hoffman	1990-92	7
4 tied with		6

### Season

Name	Year	Total
Paul Cozens	1977-78	7
Jared Gallop	1997-98	7
Jeff Hoffman	1990-91	6
Nick Haij	1993-94	5

## Individual Single-Game Records

### Most Points

50	Jeff Hoffman
	vs. Columbia Christian 2/14/91

### Most Field Goals

19	Jeff Hoffman
	vs. Columbia Christian 2/14/91

### Most Field Goals Att.

31	Larry Craven
	vs. Southern Oregon 1/26/69

### Best Field-Goal Pct.

1.000	J. R. Smith
	(10-10) vs. Columbia Christian 1/29/82

### Best Field-Goal Pct. (with miss)

.933	Paul Cozens
	(14-15) vs. Pacific 12/17/76

### Most 3-Point Goals

9	Nick Haij
	(9-17) vs. Concordia 11/18/94

### Most 3-Point Attempts

17	Nick Haij
	(8-17) vs. St. Martin's 12/8/93
	(9-17) vs. Concordia 11/18/94

### Best 3-Point Percentage

1.000	Jeff Hoffman
	(6-6) vs. Columbia Christian 2/14/91

### Most Free Throws Made

16	Kenny Stone
	(16-19) vs. College of Idaho 1/28/87

### Most Free Throws Att.

19	Kenny Stone
	(16-19) vs. College of Idaho 1/28/87

19	Grant Hartenstein
	(12-19) vs. Southern Oregon 11/21/95

### Best Free-Throw Pct.

1.000	Justin Paola
	(13-13) vs. Western Oregon 2/12/94



Dave Wilson, 1987-88, 1989-90

### Best Free-Throw Pct. (with miss)

.933	Tom Hewitt
	(14-15) vs. Pacific 12/18/75

.933	Hille van der Kooij
	(14-15) vs. Eastern Oregon 12/5/80

.933	Randy Dunn
	(14-15) vs. Linfield 1/6/84

### Most Rebounds

26	Justin Paola
	vs. Northwest Christian 1/6/94

### Most Off. Reb.

16	Gordy Loewen
	vs. Warner Pacific 2/11/71

### Most Def. Reb.

20	Eric Swanson
	vs. Northwest Nazarene College 2/8/88

### Most Assists

20	Brian Martin
	vs. Warner Pacific 1/19/91

### Most Turnovers

11	Gary Chenault
	vs. Portland State 1/13/78

### Most Steals

11	Curtis Kimbrough
	vs. U.C. - San Diego 12/19/84

11	Jeff Richards
	vs. Dominican 1/2/88

11	Kyle Valentine
	2/13/98 vs. Puget Sound

### Most Blocked Shots

13	Dave Wilson
	vs. Northwest Christian 11/19/91

## Individual Season Records

### Most Points

799	Dave Wilson 1991-92
-----	---------------------

### Best Average

23.9	Paul Cozens 1977-78
------	---------------------

### Most Field Goals Made

299	Dave Wilson 1991-92
-----	---------------------

### Most Field Goals Att.

500	Rob Wunder 1973-74
-----	--------------------

### Best Field-Goal Pct.

.642 (122-190)	Dave Wilson 1987-88
----------------	---------------------

### Most Consecutive Field Goals

16	J.R. Smith 1981-82
----	--------------------

### Most 3-Points Made

110	Nick Haij 1993-94
-----	-------------------

### Most 3-Point Attempts

292	Nick Haij 1994-95
-----	-------------------

### Best 3-Point Pct.

.500 (48-96)	Dan Newman 1987-88
--------------	--------------------

### Most Free Throws Made

201	Dave Wilson 1991-92
-----	---------------------

### Most Free Throws Att.

249	Dave Wilson 1991-92
-----	---------------------

### Best Free-Throw Pct.

.932 (69-74)	Dan Newman 1986-87
--------------	--------------------

### Most Consecutive Free Throws

56	Gary Chenault 1978-79
----	-----------------------

### Most Rebounds

422	Randy Dunn 1981-82
-----	--------------------

### Most Offensive Rebounds

138	Randy Dunn 1981-82
-----	--------------------

### Most Defensive Rebounds

287	Eric Swanson 1987-88
-----	----------------------

### Best Rebound Average

12.90	Jeff Hoffman 1990-91
-------	----------------------

### Most Assists

340	Brian Martin 1990-91
-----	----------------------

### Best Assist Average

11.33	Brian Martin 1990-91
-------	----------------------

### Most Blocked Shots

170	Dave Wilson 1987-88
-----	---------------------

### Best Block Average

5.15	Dave Wilson 1987-88
------	---------------------

### Most Turnovers

132	Mike Royer 1981-82
-----	--------------------

### Most Steals

110	Curtis Kimbrough 1986-87
-----	--------------------------

### Best Steal Average

3.55	Kyle Valentine 1997-98
------	------------------------

### Most Fouls

116	Dave Mauermann 1982-83
-----	------------------------

### Highest Foul Average

3.74	Dave Mauermann 1982-83
------	------------------------

### Most Games Played

35	7 players tied 1991-92
----	------------------------

## Statistics and Records

Individual  
Career Records

<b>Most Points</b>		
2,296	Dave Wilson	1987-88; '89-92
<b>Best Average</b>		
20.53	Hille van der Kooy	1979-81
<b>Most Field Goals Made</b>		
895	Paul Cozens	1974-78
<b>Most Field Goals Att.</b>		
1,620	Paul Cozens	1974-78
<b>Best Field-Goal Pct.</b>		
.621	Dave Wilson	1987-92; '89-92
<b>Most 3-Points Made</b>		
369	Nick Haij	1992-96
<b>Most 3-Point Attempts</b>		
976	Nick Haij	1992-96
<b>Best 3-Point Percentage</b>		
.479 (80/167)	Dan Newman	1986-88
<b>Most Free Throws</b>		
534	Dave Wilson	1987-92; '89-92
<b>Most Free Throws Att.</b>		
691	Dave Wilson	1987-92; '89-92
<b>Best Free-Throw Pct.</b>		
.870	Gary Chenault	1976-79
<b>Most Rebounds</b>		
1,147	Paul Cozens	1974-78
<b>Most Offensive Rebounds</b>		
335	Randy Dunn	1981-84
<b>Most Defensive Rebounds</b>		
821	Paul Cozens	1974-78

Team Single-Game  
Records

<b>Most Points</b>		
143	(143-56)	vs. Northwest 1/23/87
<b>Fewest Points</b>		
33	(33-30)	vs. Eastern Oregon 2/6/81
<b>Fewest Points Against</b>		
30	(33-30)	vs. Eastern Oregon 2/6/81
<b>Most Points Against</b>		
127	(127-115)	vs. Western Baptist 12/16/95
<b>Biggest Winning Margin</b>		
87	(143-56)	vs. Northwest 1/23/87
<b>Biggest Losing Margin</b>		
83		vs. Pacific 12/10/67
<b>Most Field Goals</b>		
57		vs. Northwest 1/23/87
<b>Most Field Goals Att.</b>		
114		vs. Columbia Christian 1/8/74
<b>Best Field-Goal Pct.</b>		
.714	(40-56)	vs. Columbia Christian 1/29/82
<b>Worst Field-Goal Pct.</b>		
.202	(21-104)	vs. Pacific 12/10/67
<b>Most 3-Point Goals</b>		
21		vs. Cascade 11/21/98
<b>Most 3-Point Attempts</b>		
51		vs. Cascade 11/21/98
<b>Best 3-Point Percentage</b>		
.778	(7/9)	vs. St. Martin's 1/6/87
		vs. Northwest Christian 1/20/89
<b>Most Free Throws Made</b>		
39	(39-47)	vs. Lewis & Clark 1/8/71
<b>Most Free Throws Att.</b>		
50	(30-50)	vs. Northwest Nazarene 2/14/70
	(38-50)	vs. Western Oregon 2/15/86
<b>Best Free Throw Pct.</b>		
1.000	(11-11)	vs. Western Baptist 12/17/94

<b>Best Free Throw Pct. (with miss)</b>			
.929	(13-14)	vs. Willamette	1/16/99
<b>Most Rebounds</b>			
104		vs. Columbia Christian	1/8/74
<b>Most Assists</b>			
41		vs. Northwest	1/23/87
<b>Most Turnovers</b>			
48		vs. Whitman	12/19/72
<b>Most Personal Fouls</b>			
39		vs. Northwest Nazarene	2/4/71
<b>Most Steals</b>			
31		vs. Dominican	1/2/88
<b>Most Blocked Shots</b>			
22		vs. Northwest Christian	11/19/91

Team  
Season Records

Most Wins	29	(29-5)	'89-90
Best Winning Pct.	.853	(29-5)	'89-90
Most Losses	23	(3-23)	'69-70
Fewest Losses	5	(29-5)	'89-90
Fewest Wins	3	(3-23)	'69-70
Lowest Winning Pct.	.115	(3-23)	'69-70
Most Points	3,207		'91-92
Fewest Points	1,551		'96-97
Most Points Against	2,833		'91-92
Fewest Points Against	1,802		'96-97
Highest Scoring Average	100.4		'90-91
Lowest Scoring Average	64.6		'96-97
Highest Scoring Avg. Against	89.0		'69-70
Lowest Scoring Avg. Against	66.6		'65-66
Highest Scoring Margin	20.4		'86-87
Most Field Goals Made	1,258		'86-87
Most Field Goals Att.	2,273		'91-92
Best Field-Goal Pct.	.556		'86-87
Most 3-Point Goals	328		'93-94
Most 3-Pt Goals Per Game	12.3		'98-99
Most 3-Point Att.	893		'93-94
Best 3-Point Pct.	.416		'87-88
Most Free Throws Made	708		'91-92
Most Free Throws Att.	956		'91-92
Best Free-Throw Pct.	.775		'83-84
Most Rebounds	1651		'91-92
Best Rebound Average	50.9		'90-91
Best Rebound Margin	10.2		'91-92
Most Assists	834		'86-87
Best Assist Average	26.6		'90-91
Most Blocked Shots	268		'89-90
Best Blocked-Shots Average	7.9		'89-90
Most Turnovers	596		'85-86
Most Steals	483		'86-87
Best Steal Average	14.6		'86-87
Most Personal Fouls	704		'84-85
Longest Winning Streak	15		'86-87
(games 8 thru 22)			
Longest Losing Streak	18		'69-70
(games 8 thru 25)			

George Fox Coaching  
Records

Season	Coach	Win/Loss	%
1965-66	Terry Haskell	9-19	.321
1966-67	Terry Haskell	7-18	.240
1967-68	Terry Haskell	6-20	.231
1968-69	Dave Berg	4-22	.154
1969-70	Dave Berg	3-23	.115

1970-71	Lorin Miller	15-13	.533
1971-72	Lorin Miller	13-12	.520
1972-73	Lorin Miller	16-15	.516
1973-74	Lorin Miller	19-11	.633
1974-75	Lorin Miller	17-13	.567
1975-76	Lorin Miller	19-8	.704
1976-77	Sam Willard	20-9	.690
1977-78	Sam Willard	15-14	.517
1978-79	Sam Willard	9-20	.310
1979-80	Sam Willard	18-12	.600
1980-81	Sam Willard	15-13	.536
1981-82	Sam Willard	12-21	.364
1982-83	Mark Vernon	15-16	.484
1983-84	Mark Vernon	17-12	.586
1984-85	Mark Vernon	27-7	.794
1985-86	Mark Vernon	21-10	.677
1986-87	Mark Vernon	27-6	.818
1987-88	Mark Vernon	17-16	.515
1988-89	Mark Vernon	19-12	.613
1989-90	Mark Vernon	29-5	.853
1990-91	Mark Vernon	24-6	.800
1991-92	Mark Vernon	24-11	.686
1992-93	Mark Vernon	14-15	.483
1993-94	Mark Vernon	17-16	.515
1994-95	Mark Vernon	12-19	.387
1995-96	Mark Vernon	11-13	.458
1996-97	Mark Vernon	8-16	.333
1997-98	Mark Vernon	15-10	.600
1998-99	Mark Vernon	13-12	.520

Years	Coach	Win/Loss	%
1965-68	Terry Haskell	22-57	.278
1968-70	Dave Berg	7-45	.129
1970-76	Lorin Miller	99-72	.579
1976-82	Sam Willard	89-89	.500
1982-99	Mark Vernon	310-202	.605

George Fox Series  
Records

<b>1965-99</b>	
University of Alaska-Anchorage	GF leads 2-1
University of Alaska-Fairbanks	GF leads 6-3
Alaska Methodist College	GF leads 11-4
Albertson College of Idaho	ACI leads 20-17
Azusa Pacific College	Series tied 1-1
Bethany Bible College	GF leads 1-0
Biola University	BU leads 1-0
BYU-Hawaii	BYU-H leads 2-1
California Lutheran University	GF leads 1-0
Cal Poly San Luis Obispo	GF leads 1-0
Univ. of Calif.- San Diego	GF leads 1-0
Cascade College (1965-68)	CC leads 4-2
Cascade College (formerly Columbia Christian College)	
	GF leads 27-0
Central Washington University	CWU Leads 3-0
Christian Heritage College	CHC leads 1-0
Claremont McKenna Colleges	CMC leads 1-0
Concordia University-Portland	GF leads 38-9
Eastern Oregon University	Series tied 34-34
Eureka College	GF leads 1-0
Grace College	GF leads 1-0
Great Falls, College of	Series tied 1-1
University of Hawaii-Hilo	UH leads 3-0
Hawaii Pacific University	Series tied 2-2
Humboldt State University	Humboldt St. leads 1-0
Fresno Pacific College	Fresno leads 3-0
Judson Baptist University	GF leads 6-2



La Verne College	GF leads 2-0
Lewis & Clark College	L&C leads 20-14
Linfield College	GF leads 33-25
Macalester College	MC leads 1-0
Mesa State College	GF leads 1-0
Missouri Valley College	GF leads 1-0
Mt. Angel College	GF leads 2-0
Montana Tech.	GF leads 1-0
Multnomah Bible College	GF leads 1-0
Northwest Christian College	GF leads 11-2
Northwest (Wash.) College	GF leads 5-2
Northwestern (Iowa) College	NC leads 1-0
Northwest Nazarene College	Series tied 27-27
Occidental College	GF leads 1-0
Olivet Nazarene College	GF leads 1-0
Oregon Institute of Technology	OIT leads 35-12
Pacific University	GF leads 31-28
Pacific Lutheran University	PLU leads 5-4
Pasadena College	Pasadena leads 1-0
Pfeiffer College	PC leads 1-0
Point Loma Nazarene College	Pt. Loma leads 3-2
Pomona-Pitzer Colleges	GF leads 1-0
Portland State University	PSU leads 1-0
Puget Sound, University of	UPS leads 9-6
Redlands, University of the	GF leads 1-0
Saint Martin's College	GF leads 8-4
Seattle Pacific University	SPU leads 12-1
Seattle University	GF leads 6-2
Simon Fraser University	SFU leads 2-1
Southern California College	SCC leads 1-0
Southern Nazarene University	GF leads 1-0
Southern Oregon University	SOU leads 26-20
Taylor University	GF leads 1-0
Victoria College	GF leads 3-1
Warner Pacific College	GF leads 41-17
Western Baptist College	GF leads 47-30
Western Montana College	WMC leads 2-0
Western Oregon University	WOU leads 49-22
Western Washington University	GF leads 3-1
Westmont College	Westmont leads 1-0
Whitman College	GF leads 10-6
Whitworth College	Whitworth leads 9-3
Willamette University	GF leads 28-27
William Jewell College	GF leads 1-0

## Season Records

Season	Record	Coach	Conf.
1901-1902	3-4-1	No Coach	CALO
1902-1903	2-3	No Coach	CALO
1903-1904	*	Heater, R.	CALO

### \*Smallpox, season canceled

1904-1905	3-2	Pemberton, R.	CALO
1905-1906	2-3	Jones, F.	CALO
1906-1907	5-6	Jones, F.	CALO
1907-1908	2-4	Jones, F.	CALO
1908-1909	4-8	No Coach	CALO
1909-1910	3-6	Reagan, W.	CALO
1910-1911	4-5	Reagan, W.	CALO
1911-1912	3-6	Johnson, W.	WVL
1912-1913	3-6	Johnson, W.	WVL
1913-1914	8-3	Lewis, R.	WVL
1914-1915	0-8	McMinn, H.	WVL
1915-1916	11-2	Lewis, R.	WVL
1916-1917*	10-2	Lewis, R.	WVL

### \*Conference Champion

1917-1918	6-6	Lewis, R.	WVL
1918-1919	+	Lewis, R.	WVL

### +Influenza, season canceled

1919-1920	3-3
1920-1921*	6-3

### \*Conference Champion

1921-1922	2-6
1922-1923	5-3
1923-1924	2-6
1924-1925	2-8
1925-1926	1-7
1926-1927	2-6
1927-1928	4-6
1928-1929	3-7
1929-1930	6-6
1930-1931	4-7
1931-1932	2-10
1932-1933	2-8
1933-1934	8-12
1934-1935*	8-6

### \*Conference Champion

1935-1936	7-6
1936-1937*	9-3

### \*Conference Champion

1937-1938	11-9
1938-1939	4-11
1939-1940	2-6
1940-1941	3-5
1941-1942	3-10
1942-1943	2-6
1943-1944	8-4
1944-1945	5-9
1945-1946	7-5
1946-1947	4-14
1947-1948	1-24
1948-1949	7-10
1949-1950	7-12
1950-1951	14-7
1951-1952	16-8
1952-1953	12-9
1953-1954	15-6
1954-1955	16-9
1955-1956	18-6
1956-1957	19-6
1957-1958	12-17
1958-1959	18-11
1959-1960*	16-10

### \*Conference Champion

1960-1961	12-8
1961-1962	5-15
1962-1963	2-15
1963-1964	14-5
1964-1965*	10-10

### \*Conference Champion

CALO = Collegiate Athletic League of Oregon

WVL = Willamette Valley League

Metro = Metropolitan Conference

WCCC = Willamette Christian College Conference

## Year-By-Year Records

### 1965-66

59	Lewis & Clark *	100
88	Eastern Oregon *	103
55	Oregon College of Ed. *	67
84	Alaska Methodist *	87
82	Alaska Methodist *	78
55	Alaska - Fairbanks *	73
58	Alaska - Fairbanks *	68
60	Alaska - Fairbanks *	87
65	Oregon Tech	69

Lewis, R.	WVL
Lewis, R.	WVL
Jones, C.	WVL
Jones, C.	WVL
Michener, D.	WVL
Michener, D.	WVL
Michener, D.	WVL
Michener, D.	WVL
Armstrong, H.	WVL
Gulley, E.	WVL
Gulley, E.	WVL
Gulley, E.	WVL
Gulley, E.	WVL
Gulley, E.	WVL
Chapman, H.	WVL

Chapman, H.	WVL
Chapman, H.	WVL

Chapman, H.	WVL
Keller, S.	WVL
Keller, S.	WVL
Noble, G.	WVL
Booth, A.	WVL
Jones, T.	WVL
Bales, G.	WVL
Frost, B.	WVL
Frost, B.	WVL
Hinshaw, K.	Ind.
Craven, E.	Ind.
Bales, G.	Metro
Bales, G.	Metro
Bales, G.	Metro
Bales, G.	Metro
Bales, G.	Metro
Bales, G.	Metro
Lemmons, G.	Metro
Beebe, R.	Metro
Beebe, R.	Metro
Carpenter, C.	Metro
Carpenter, C.	Metro
Carpenter, C.	Metro/

Carpenter, C.	WCCC
Shockey, N.	WCCC
Furtado, F.	WCCC
Furtado, F.	WCCC
Haskell, T.	WCCC

69	Oregon Tech	90
79	Warner Pacific *	68
93	Warner Pacific	67
76	Oregon College of Ed.	84
66	Southern Oregon *	89
62	Southern Oregon *	75
87	Oregon College of Ed. *	101
63	Eastern Oregon	68
51	Eastern Oregon	60
77	Oregon Tech *	69
57	Oregon Tech *	50
49	Cascade	66
53	Cascade *	79
62	Oregon College of Ed.	66
72	Southern Oregon	67
56	Southern Oregon	55
63	Oregon College of Ed. *	79
59	Eastern Oregon *	97
75	Eastern Oregon *	79

H: 3-7 \*A: 6-12 SEASON: 9-19

\*Won by forfeit \* Away

### 1966-67

64	Pacific *	65
63	Southern Oregon *	68
58	Oregon College of Ed.	85
91	Alaska Methodist	68
98	Alaska Methodist	75
76	Oregon Tech *	88
74	Oregon Tech *	81
79	Warner Pacific	68
91	Warner Pacific *	88
70	Oregon College of Ed. *	109
86	Southern Oregon	90
70	Southern Oregon	68
50	Oregon College of Ed.	70
73	Eastern Oregon *	96
69	Eastern Oregon *	89
47	Oregon Tech	82
74	Oregon Tech	61
67	Cascade *	66
69	Cascade	75
75	Oregon College of Ed. *	107
63	Southern Oregon *	94
81	Southern Oregon *	113
64	Oregon College of Ed.	79
92	Eastern Oregon	112
100	Eastern Oregon	112

H: 5-7 \*A: 2-11 SEASON: 7-18

### 1967-68

73	Willamette *	123
60	Lewis & Clark *	90
83	Eastern Oregon *	90
106	Alaska Methodist	75
76	Pacific *	104
59	Pacific	83
63	Oregon Tech	85
72	Oregon Tech	68
68	Oregon College of Ed.	3
84	Mt. Angel *	59
74	Mt. Angel	54
67	Southern Oregon *	102
66	Southern Oregon *	106
74	Oregon College of Ed. *	82
69	Eastern Oregon *	72
73	Eastern Oregon *	96
65	Oregon Tech *	80

## Statistics and Records

80	Oregon Tech •	55
73	Oregon College of Ed.	93
76	Cascade	67
71	Cascade •	73
64	Southern Oregon	87
88	Southern Oregon	92
74	Oregon College of Ed. •	104
66	Eastern Oregon	82
68	Eastern Oregon	80
H: 4-8 •A: 2-12 SEASON: 6-20		


<b>1968-69</b>		
61	Pacific •	84
72	Oregon College of Ed. •	101
55	Oregon Tech •	82
62	Pacific	56
59	Pacific •	82
61	Alaska Methodist •	76
85	Alaska Methodist •	88
83	Alaska Methodist •	73
91	Oregon Tech •	86
94	Oregon Tech •	104
72	Oregon College of Ed. •	118
54	Northwest Nazarene •	82
69	Northwest Nazarene •	77
83	Southern Oregon •	111
97	Southern Oregon	101
63	Eastern Oregon •	88
89	Eastern Oregon •	84
72	Oregon College of Ed.	76
72	Oregon Tech	101
66	Oregon Tech	88
80	Oregon College of Ed. •	100
55	Southern Oregon	57
64	Southern Oregon	94
71	Oregon College of Ed.	79
69	Eastern Oregon	83
78	Eastern Oregon	92
H: 1-8 •A: 3-14 SEASON: 4-22		

<b>1969-70</b>		
53	Willamette •	72
83	Oregon Tech •	89
74	College of Idaho	100
85	Alaska Methodist	95
92	Warner Pacific •	90
69	Pacific	72
95	Oregon Tech	84
65	Oregon Tech	95
90	Oregon College of Ed. •	104
50	Lewis & Clark •	112
68	Southern Oregon •	86
52	Southern Oregon •	68
52	Oregon College of Ed.	66
80	Eastern Oregon	98
57	Eastern Oregon	89
71	Oregon College of Ed. •	87
75	Oregon Tech •	86
60	Oregon Tech •	95
81	Pacific •	91
66	Northwest Nazarene	88
58	Northwest Nazarene	72
83	Oregon College of Ed.	119
67	Southern Oregon	94
71	Southern Oregon	90
76	Eastern Oregon •	98
81	Eastern Oregon •	75
H: 1-11 •A: 2-12 SEASON: 3-23		

<b>1970-71</b>		
68	Lewis & Clark •	83
60	Willamette •	85
66	Eastern Oregon •	64
69	Pacific •	83
81	Montana Tech	59
76	LaVerne	74
59	Fresno Pacific •	65
65	Fresno Pacific •	84
82	Alaska Methodist •	74
72	Alaska Methodist •	63
94	Alaska Methodist •	67
95	Lewis & Clark	85
82	Victoria	60
73	Victoria	67
80	Western Baptist •	100
102	Oregon Tech	67
91	Oregon Tech	71
94	Oregon College of Ed.	72
63	Claremont	67
66	Northwest Nazarene •	81
78	Warner Pacific •	67
71	Warner Pacific	77
82	Northwest	44
81	Western Baptist	71
65	Oregon College of Ed. •	83
76	Northwest Nazarene	82
65	Northwest Nazarene	78
<b>NAIA District 2 Playoffs:</b>		
69	Willamette University •	103
H: 10-4 •A: 5-9 SEASON: 15-13		

<b>1971-72</b>		
74	Whitman •	70
88	Whitman •	85
78	Western Baptist	58
93	Alaska Methodist	84
86	Alaska Methodist	60
70	Eastern Oregon	75
75	Azusa Pacific	81
53	Simon Fraser •	60
70	Alaska Methodist •	69
84	Linfield	80
87	Linfield •	110
77	Western Montana	84
77	Western Montana	98
83	Oregon Tech •	114
87	Southern Oregon •	92
80	Lewis-Clark St.	72
82	Warner Pacific •	77
91	Eastern Oregon •	83
66	Lewis-Clark St.	76
76	Northwest Nazarene •	95
92	Western Baptist •	61
63	Warner Pacific	70
88	Great Falls	80
72	Northwest Nazarene	61
<b>NAIA District 2 Playoffs:</b>		
60	Willamette •	69
H: 7-5 •A: 6-7 SEASON: 13-12		

<b>1972-73</b>		
74	Linfield •	73
79	Lewis & Clark •	73
74	Willamette •	77
84	Pacific	94
86	Pacific •	91
55	Willamette	54



Grant Hartenstein, 1992-96

45	Willamette •	68
82	Eastern Oregon	71
68	Linfield	76
66	Linfield •	77
60	Whitman	64
80	Whitman	60
77	Pasadena •	85
67	Southern California •	68
81	Macalester •	90
60	Victoria •	62
65	Victoria •	54
51	Western Baptist	43
63	Oregon Tech	61
65	Southern Oregon	68
74	Eastern Oregon •	96
72	Lewis-Clark St.	52
78	Western Baptist •	63
84	Northwest Nazarene	72
67	Warner Pacific •	58
62	Lewis-Clark St. •	57
60	Northwest Nazarene •	73
74	Warner Pacific	63
<b>NAIA District 2 Playoffs:</b>		
95	Linfield •	88
68	Pacific •	67
<b>NAIA Nationals:</b>		
62	Defiance, Ohio •	82
H: 8-4 •A: 8-11 SEASON: 16-15		

<b>1973-74</b>		
49	Willamette •	43
63	Lewis & Clark •	80
55	Pacific •	57
88	Columbia Christian •	58
81	Willamette	59
63	Willamette •	64
88	Linfield •	86
67	Pacific •	69
71	Eastern Oregon	64
72	Southern Oregon	53
91	Linfield	94
81	Pacific	57
65	Puget Sound •	81
109	Columbia Christian	45
67	Warner Pacific •	72
66	Southern Oregon •	69
78	Oregon Tech •	90
88	Lewis-Clark St.	81
73	Northwest Nazarene •	63
95	Eastern Oregon •	94

72	Alaska - Fairbanks	69
91	Western Baptist •	67
70	Lewis-Clark St. •	67
63	Whitworth •	62
107	Warner Pacific	71
66	Whitworth	68
90	Northwest Nazarene	74
84	Western Baptist	71

**NAIA District 2 Playoffs:**

92	Pacific •	72
54	Oregon Tech •	55
H: 10-2	•A: 9-9	SEASON: 19-11

**1974-75**

95	Linfield •	65
71	Oregon College of Ed. •	74
70	Lewis and Clark •	75
92	Linfield •	79
106	Eastern Oregon	76
95	Willamette	68
63	Whitworth	62
91	Linfield	63
89	Pacific	70
93	Western Baptist	57
64	Pacific •	69
48	Oregon Tech	67
74	Puget Sound •	86
90	Southern Oregon	70
82	Willamette •	92
86	Lewis-Clark St.	74
84	Warner Pacific	77
75	Alaska-Fairbanks •	83
78	Alaska-Fairbanks •	82
87	Eastern Oregon •	75
72	Northwest Nazarene •	76
72	Redlands	62
73	Lewis-Clark St. •	84
59	Whitworth •	64
96	Northwest Nazarene	70
72	Oregon Tech •	74
90	Southern Oregon •	84
98	Warner Pacific •	76
86	Western Baptist •	55

**NAIA District 2 Playoffs:**

56	Oregon Tech •	72
H: 11-1	•A: 6-12	SEASON: 17-13

**1975-76**

62	Pacific •	68
82	Southern Oregon •	69
87	Warner Pacific •	80
89	Eastern Oregon •	59
72	Western Washington •	60
94	Pacific •	74
78	Eastern Oregon	65
71	Pacific •	84
91	Western Baptist	79
123	Linfield •	116
87	Linfield	89
102	Pacific	85
72	Whitman	67
76	Alaska-Anchorage	67
75	Western Baptist •	59
87	Lewis-Clark St.	101
95	Simon Fraser	77
81	College of Idaho	68
61	Warner Pacific	59
92	Alaska-Fairbanks	74
82	Simon Fraser •	89

97	Lewis-Clark St.	69
86	Northwest Nazarene	71
65	College of Idaho •	63
62	Northwest Nazarene •	64
82	Warner Pacific •	86
88	Whitman •	100
H: 11-1	•A: 8-7	SEASON: 19-8

**1976-77**

75	Lewis & Clark •	86
86	Oregon College of Ed. •	80
101	Linfield •	90
91	Linfield	84
88	Eastern Oregon	71
88	Pacific	77
106	Pacific •	94
90	Western Baptist	73
93	Linfield •	80
89	Willamette •	75
100	Whitman •	95
78	Eastern Oregon •	62
72	St. Martin's	81
91	Northwest Nazarene •	87
80	College of Idaho •	78
87	Willamette	90
73	Alaska-Anchorage •	75
87	Alaska-Anchorage •	85
81	Warner Pacific	59
91	Western Baptist •	70
95	Lewis-Clark St. •	79
92	Willamette •	94
76	Warner Pacific •	62
77	Lewis-Clark St.	101
97	Whitman	92
68	Puget Sound •	89
99	Northwest Nazarene	85
65	St. Martin's •	76

**NAIA District 2 Playoffs:**

79	Hawaii-Hilo	85
H: 7-3	•A: 13-6	SEASON: 20-9

**1977-78**

103	Pacific	88
95	Linfield	93
81	Hawaii-Hilo	87
79	Pacific •	85
87	Linfield	99
82	Willamette •	72
104	Eastern Oregon	74
88	Eastern Oregon •	92
74	Seattle Pacific •	79
83	Western Baptist •	80
100	Linfield	107
75	St. Martin's	82
74	Oregon College of Ed. •	77
87	Western Baptist	82*
81	Portland State •	124
80	Seattle Pacific •	75
106	Pacific	98
87	Warner Pacific •	69
67	Puget Sound •	91
72	Alaska-Fairbanks	66
83	Western Baptist •	75
69	Warner Pacific	64
84	Willamette	78
67	Northwest Nazarene •	70
86	College of Idaho •	82
86	Oregon College of Ed.	74
76	St. Martin's •	91
87	Northwest Nazarene	85

**NAIA District 2 Playoffs:**

65	Oregon Tech •	79
H: 9-4	•A: 6-10	SEASON: 15-14
*Forfeited due to ineligible player		

**1978-79**

82	Southern Oregon •	98
68	Warner Pacific •	73
83	Pacific •	85
84	Linfield •	107
90	Linfield	78
61	Willamette •	60
74	College of Idaho	59
59	Central Washington	82
64	Lewis & Clark •	65
76	Hawaii Pacific •	82
74	Hawaii Pacific •	96
55	BYU - Hawaii •	54
51	BYU - Hawaii •	65
59	Eastern Oregon •	76
51	Northwest Nazarene •	69
73	Pacific	82
74	Warner Pacific	72
69	Willamette	73
60	Western Baptist	73
98	Eastern Oregon	97
80	Lewis & Clark	88
104	BYU - Hawaii	87
98	Western Baptist •	109
87	Pacific •	100
61	Seattle Pacific •	80
88	Northwest Nazarene	77
70	Warner Pacific •	86
94	Hawaii Pacific	91
74	Seattle Pacific	82
H: 7-6	•A: 2-14	SEASON: 9-20

**1979-80**

61	Western Baptist •	76
94	Southern Oregon •	80
74	Oregon College of Ed. •	76
94	Whitman	83
72	Willamette	71
65	Seattle Pacific	73
88	Linfield	91
84	Linfield •	97
61	Lewis & Clark	65
94	Concordia	84
99	Warner Pacific	91
92	Whitman •	89
68	Central Washington •	77
73	Willamette •	66
90	College of Idaho	83
73	Oregon College of Ed.	74
81	Western Baptist •	73
92	Pacific •	76
83	Eastern Oregon	67
104	Warner Pacific	88
55	Western Baptist	38
74	Seattle Pacific •	96
70	Lewis & Clark •	68
75	Northwest Nazarene •	105
63	College of Idaho •	68
82	Eastern Oregon •	73
84	Northwest Nazarene	77
108	Pacific	80
91	Warner Pacific •	86
<b>NAIA District 2 Playoffs:</b>		
67	Oregon Tech •	69
H: 10-4	•A: 8-8	SEASON: 18-12

## Statistics and Records

## 1980-81

77	Pacific	72
88	Eastern Oregon	99
73	Lewis & Clark	70
65	Pacific •	73
83	Seattle Pacific	86
74	Linfield •	83
79	Concordia	77
67	Point Loma	82
64	Oregon College of Ed. •	99
63	Lewis & Clark •	58
87	Linfield	74
61	Willamette	59
62	Oregon College of Ed.	80
82	Western Baptist •	76
83	Warner Pacific •	79
105	Pacific	89
64	Concordia •	79
68	Willamette •	83
70	Lewis & Clark	67
100	Concordia	82
33	Eastern Oregon	30
61	Northwest Nazarene	60
46	Northwest Nazarene •	50
57	College of Idaho •	84
68	Eastern Oregon •	76
38	Western Baptist	37
89	Warner Pacific	80

## NAIA District 2 Playoffs:

58	Northwest Nazarene •	61
H: 12-4	•A: 3-9	SEASON: 15-13

## 1981-82

62	Willamette	67
80	Columbia Christian •	79
66	Concordia •	84
56	Judson Baptist •	55
86	Linfield •	102
71	Great Falls	101
77	Pacific	68
95	Seattle University	83
73	Western Washington	83
66	Fresno Pacific	72
64	Western Baptist	73
51	Lewis & Clark •	79
78	Linfield	75
69	Western Oregon	79
76	College of Idaho •	82
77	Northwest Nazarene •	92
86	Eastern Oregon •	96
70	Willamette •	56
76	Warner Pacific	91
80	Western Oregon •	111
74	Judson Baptist •	82
91	Columbia Christian	73
85	Eastern Oregon	102
74	Concordia	85
88	Seattle University •	73
76	Judson Baptist	70
88	Western Baptist •	97
75	Warner Pacific •	96
76	Western Baptist	79
101	College of Idaho	33
63	Northwest Nazarene	59

## NCCAA Regional Playoffs:

54	Judson Baptist	61
85	Columbia Christian	79
H: 8-11	•A: 4-10	SEASON: 12-21

## 1982-83

62	Seattle Pacific •	94
86	Warner Pacific •	104
61	Willamette	67
65	Columbia Christian	60
63	Warner Pacific	67
73	Lewis & Clark	78
64	Pacific •	54
61	Linfield	60
68	Pacific	38
68	Western Oregon	76
60	Lewis & Clark •	59
66	Concordia	55
92	Eastern Oregon	46
66	Western Baptist •	65
80	Hawaii-Hilo	92
78	Linfield •	66
83	Judson Baptist	60
58	Warner Pacific •	86
59	Eastern Oregon •	66
73	College of Idaho	82
71	Western Baptist	60
74	Western Oregon •	80
89	Pacific	78
68	Willamette •	81
80	Concordia •	71
71	Warner Pacific	72
71	Seattle Pacific	83
64	Northwest Nazarene	67
85	Judson Baptist •	71

## NCCAA Regional Playoffs:

46	Western Baptist	35
69	Warner Pacific •	75
H: 9-9	•A: 6-7	SEASON: 15-16

## 1983-84

93	Judson Baptist	78
74	Western Oregon •	72
90	Warner Pacific •	100
82	Linfield •	68
77	Western Baptist •	67
72	Willamette •	82
78	Eastern Oregon	67
64	Lewis & Clark	66
72	Lewis & Clark •	58
103	Linfield	90
77	Concordia •	76
85	Willamette	74
58	Western Oregon •	80
77	Columbia Christian •	63
70	Western Baptist •	71
78	Northwest Nazarene	67
79	Warner Pacific	72
90	Multnomah	66
65	Western Oregon	75
81	Columbia Christian	78
80	Concordia	89
98	Judson Baptist •	66
76	College of Idaho •	85
103	Northwest Nazarene •	113
67	Western Baptist	54
95	Northwest Christian	81
42	Warner Pacific •	43

## NAIA District 2 Playoffs:


72	Western Oregon •	86
----	------------------	----

## NCCAA Regional Playoffs:

92	Concordia •	101
H: 10-3	•A: 7-9	SEASON: 17-12

## 1984-85

90	Columbia Christian •	74
72	Western Oregon •	79
71	Willamette •	52
91	Linfield	61
88	Pacific	52
78	Western Oregon State	64
77	Oregon Tech •	95
107	U of Cal - San Diego •	93
80	Linfield •	76
82	Willamette	80
73	Pacific •	56
55	Western Baptist •	68
88	Columbia Christian •	80
84	Concordia •	77
70	Northwest Nazarene	64
80	Warner Pacific •	78
74	Lewis & Clark	61
82	Eastern Oregon	61
73	Western Oregon •	70
52	Western Baptist	60
91	Warner Pacific	80
88	Concordia	70
74	College of Idaho •	94
97	Northwest Nazarene •	106
105	Eastern Oregon •	77
93	Columbia Christian	82



Mike Faber, 1995-99



**NAIA District 2 Playoffs:**

50	Western Baptist	47
71	Western Oregon	57
53	College of Idaho *	61

**NCCAA Regional Playoffs:**

74	Columbia Christian	67
52	Western Baptist	50

**NCCAA Nationals:**

97	Olivet Nazarene *	77
86	Point Loma College *	95
70	Taylor University *	55

H: 15-0 \*A: 12-7 SEASON: 27-7

**1985-86**

80	Central Washington *	82
78	Whitworth *	74
76	Puget Sound *	93
71	Willamette *	57
93	Pacific	63
87	Western Oregon	76
73	Western Baptist *	75
113	Concordia *	69
68	Linfield *	81
88	Pacific	78
75	Central Washington *	79
88	Pacific Lutheran *	71
76	St. Martin's *	69
83	Western Oregon *	74
97	Columbia Christian *	53
83	Northwest Nazarene	77
76	College of Idaho	68
95	Eastern Oregon *	59
107	Concordia	70
78	College of Idaho *	90
73	Northwest Nazarene *	78
97	Eastern Oregon	61
75	Linfield	80
83	Columbia Christian	66
106	Western Oregon	90
101	Concordia *	91
73	Warner Pacific	65

**NAIA District 2 Playoffs:**

66	Warner Pacific *	56
67	Oregon Tech *	76

**NCCAA Regional Playoffs:**

102	Warner Pacific	85
61	Western Baptist *	65

H: 10-1 \*A: 11-9 SEASON: 21-10

**1986-87**

77	Western Baptist *	72
83	Willamette	60
114	Linfield *	72
82	Pacific *	61
75	Linfield *	78
97	Warner Pacific	87
59	Humboldt State *	70
85	Cal Poly - San Luis Obispo *	79
96	California Lutheran *	79
104	St. Martin's	73
97	Columbia Christian	68
104	Western Oregon	88
95	Warner Pacific *	85
121	College of Idaho	89
117	Northwest Nazarene	86
120	Linfield	76
143	Northwest	56
109	Eastern Oregon	80

115	Concordia *	77
-----	-------------	----

114	Northwest *	55
-----	-------------	----

62	Western Baptist	52
----	-----------------	----

87	Northwest Nazarene *	75
----	----------------------	----

93	College of Idaho *	107
----	--------------------	-----

96	Eastern Oregon *	77
----	------------------	----

122	Concordia	82
-----	-----------	----

93	Western Oregon *	100
----	------------------	-----

95	Columbia Christian *	81
----	----------------------	----

**NAIA District 2 Playoffs:**

101	Warner Pacific	75
-----	----------------	----

75	College of Idaho	58
----	------------------	----

69	Oregon Tech *	75
----	---------------	----

**NCCAA Regional Playoffs:**

121	Concordia	78
-----	-----------	----

77	Western Baptist	74
----	-----------------	----

**NCCAA National Playoffs:**

73	Covenant *	75
----	------------	----

H: 16-0 \*A: 11-6 SEASON: 27-6

**1987-88**

90	Linfield *	97
99	Western Oregon *	105
93	Willamette	86
74	Southern Oregon *	87
88	Lewis & Clark *	77
102	Lewis & Clark	84
71	Willamette *	76
81	Western Oregon *	86
109	Western Oregon	95
61	Biola *	78
68	Westmont *	78
128	Dominican *	48
68	Linfield	76
93	Columbia Christian	78
88	Warner Pacific	91
66	College of Idaho *	87
83	Northwest Nazarene *	73
96	Concordia	68
136	Northwest College *	83
73	Seattle Pacific *	75
86	Western Baptist *	82
78	Northwest Nazarene	87
87	College of Idaho	72
114	Concordia *	65
89	Lewis & Clark *	106
102	Western Baptist	94
81	Warner Pacific *	84
88	Columbia Christian *	64

**NAIA District 2 Playoffs:**

101	Eastern Oregon	82
-----	----------------	----

90	Southern Oregon *	76
----	-------------------	----

61	Oregon Tech *	84
----	---------------	----

**NCCAA Regional Playoffs:**

58	Concordia	55
----	-----------	----

76	Western Baptist	90
----	-----------------	----

H: 9-4 \*A: 8-12 SEASON: 17-16

**1988-89**

86	Hawaii Pacific	79
86	Linfield *	82
67	Western Baptist *	57
97	Western Oregon	84
73	Seattle Pacific	87
86	Linfield	76
70	Western Baptist	71
88	Western Oregon *	90
76	Western Baptist *	79

86	Western Oregon *	91
----	------------------	----

77	Eastern Oregon *	94
----	------------------	----

74	Oregon Tech *	81
----	---------------	----

81	Azusa Pacific	73
----	---------------	----

93	Bethany Bible	76
----	---------------	----

92	Warner Pacific *	69
----	------------------	----

76	Columbia Christian	69
----	--------------------	----

91	Concordia	79
----	-----------	----

88	Northwest Christian *	79
----	-----------------------	----

90	Northwest Nazarene	73
----	--------------------	----

73	College of Idaho	88
----	------------------	----

74	Western Baptist	96
----	-----------------	----

96	Northwest Christian	83
----	---------------------	----

78	Concordia *	64
----	-------------	----

72	College of Idaho *	91
----	--------------------	----

99	Northwest Nazarene *	97
----	----------------------	----

88	Columbia Christian *	85
----	----------------------	----

100	Warner Pacific	74
-----	----------------	----

80	Western Baptist *	96
----	-------------------	----

**NAIA District 2 Playoffs:**

94	Eastern Oregon	82
----	----------------	----

70	Oregon Tech *	106
----	---------------	-----

H: 12-4 \*A: 7-8 SEASON: 19-12

**1989-90**

84	Pacific	74
90	Willamette	75
89	Western Oregon *	76
121	Northwest *	82
77	Seattle Pacific *	87
104	Columbia Christian	85
80	Oregon Tech	63
80	Puget Sound *	68
84	Willamette *	92
86	Western Oregon	84
90	Western Oregon *	72
90	Point Loma Nazarene *	86
83	Western Washington *	75
97	Grace College *	80
69	Point Loma Nazarene *	87
103	Northwest Nazarene	92
72	College of Idaho	68
94	Northwest Christian *	92
93	Western Baptist	85
75	Columbia Christian *	59
95	Concordia *	81
81	Lewis & Clark	77
82	Western Baptist *	80
84	Columbia Christian	74
96	Warner Pacific *	72
68	College of Idaho *	63
72	Northwest Nazarene *	82
100	Northwest Christian	49
94	Warner Pacific	59
122	Concordia	97

**NAIA Dist. 2 Playoffs:**

98	Eastern Oregon	92
----	----------------	----

76	Western Baptist	66
----	-----------------	----

98	Willamette	95
----	------------	----

**NAIA Nationals:**

73	Pfeiffer College *	97
----	--------------------	----

H: 16-0 \*A: 13-5 SEASON: 29-5

**1990-91**

110	Northwest Christian	85
114	Southern Oregon *	112
103	Western Washington *	62
91	St. Martin's *	78

## Statistics and Records

92	Western Oregon	85
127	Columbia Christian	74
80	Western Baptist	83
102	Lewis-Clark St.	79
105	U. Puget Sound	100
101	Mesa State	89
107	Concordia	89
111	Western Oregon	106
106	Eastern Oregon	76
118	Columbia Christian	75
93	Western Baptist	55
74	College of Idaho	79
102	Northwest Nazarene	71
81	Seattle Pacific	89
119	Warner Pacific	95
118	Concordia	93
88	Northwest Christian	95
116	Warner Pacific	103
77	Northwest Nazarene	72
94	College of Idaho	82
137	Columbia Christian	91
92	Western Baptist	76
97	Concordia	101

**NAIA District 2 Playoffs:**

80	Linfield	75
100	Willamette	98
78	College of Idaho	95

H: 11-2    •A: 13-4    SEASON: 24-6

**1991-92**

95	St. Martin's	97
135	Northwest Christian	78
103	Linfield	101
107	Columbia Christian	59
102	Concordia	79
78	Linfield	91
100	Albertson	89
99	Northwest Nazarene	93
68	Pacific	76
71	Western Baptist	74
88	Oregon Tech	89
100	Southern Oregon	90
82	Southern Nazarene	72
102	William Jewell	81
88	Point Loma Nazarene	80
106	Warner Pacific	70
92	Eastern Oregon	76
93	Western Oregon	83
112	Concordia	81
98	Columbia Christian	79
86	Northwest Nazarene	92
90	Albertson	82
75	Southern Oregon	73
84	Oregon Tech	77
71	Western Baptist	72
73	Western Oregon	87
80	Pacific	92
114	Northwest Christian	68
89	Eastern Oregon	57
100	Warner Pacific	76

**NAIA District 2 Playoffs:**

82	Western Oregon	81
87	Willamette	107

**NAIA National Playoffs:**

90	Missouri Valley	70
85	Eureka	77
82	Northwestern	85

H: 11-4    •A: 13-7    SEASON: 24-11

**1992-93**

91	Northwest	98
76	Willamette	105
118	Southern Oregon	117
80	Linfield	90
92	St. Martin's	94
98	Northwest	85
85	Linfield	80
81	Albertson	86
67	Northwest Nazarene	103
90	Occidental	64
82	Western Baptist	100
78	Lewis & Clark	98
102	Western Baptist	98
104	Southern Oregon	99
94	Concordia	82
70	Eastern Oregon	93
98	Northwest Christian	66
62	Willamette	80
115	Northwest Christian	95
74	Eastern Oregon	85
73	Western Oregon	85
113	Concordia	94
79	Northwest Nazarene	68
75	Albertson	94
84	Oregon Tech	72
57	Oregon Tech	60
120	Southern Oregon	87
101	Western Baptist	94
85	Western Oregon	94

H: 7-6    •A: 7-9    SEASON: 14-15

**1993-94**

88	Puget Sound	99
85	Concordia	81
93	Western Baptist	62
76	Pacific	79
76	Linfield	71
99	St. Martin's	71
74	Western Baptist	65
54	Willamette	51
61	St. Martin's	60
79	Linfield	95
98	Eastern Oregon	90
88	Whitman	79
72	Lewis & Clark	80
97	NW Christian	66
94	Oregon Tech	104
100	Southern Oregon	88
86	Western Oregon	66
66	Western Baptist	56
76	Pacific	102
70	Albertson	80
72	Northwest Nazarene	100
70	Northwest	75
74	Eastern Oregon	83
86	Concordia	60
49	Northwest Nazarene	72
82	Albertson	77
95	Northwest Christian	104
70	Western Baptist	74
88	Western Oregon	97
100	Concordia	74
111	Southern Oregon	95
78	Oregon Tech	84

**Cascade Conference Playoffs:**

97	Eastern Oregon	104
----	----------------	-----

H: 5-8    •A: 12-8    SEASON: 17-16

**1994-95**

90	St. Martin's	63
114	Concordia (OT)	112
78	Western Baptist	95
79	Linfield	91
84	Lewis & Clark	90
80	Puget Sound	84
116	Southern Oregon	93
80	Willamette	38
94	Pacific	96
79	Linfield	82
85	Western Baptist (OT)	87
80	Humboldt State	86
76	Alaska-Fairbanks	90
99	Northwest	72
73	Northwest Nazarene	82
99	Albertson	89
101	Southern Oregon	83
94	Oregon Tech	74
93	Concordia	94
88	Eastern Oregon	77
78	Western Oregon	96
100	Western Baptist	77
87	Willamette	96
64	Albertson	89
70	Northwest Nazarene	75
78	Concordia (OT)	79
78	Oregon Tech	96
102	Southern Oregon (OT)	107
94	Western Oregon	78
78	Eastern Oregon	77

**Cascade Conference Playoffs:**

86	Western Baptist	89
----	-----------------	----

H: 6-6 A: 6-13    SEASON: 12-19

**1995-96**

79	Southern Oregon	80
87	Western Baptist	80
78	Concordia	73
81	Puget Sound	101
84	Seattle	62
115	Western Baptist	127
77	Pacific	73
84	Christian Heritage	87
72	Point Loma	87
74	Lewis & Clark	69
57	Pacific Lutheran	78
68	Pacific	83
93	Whitman	75
75	Whitworth	86
85	Concordia	69
84	Linfield	101
83	Willamette	74
59	Whitworth	78
61	Whitman	68
69	Pacific	56
81	Lewis & Clark	77
97	Pacific Lutheran	84
69	Willamette	77
93	Linfield	84

H: 8-4    •A: 3-9    SEASON: 11-13

**1996-97**

65	Western Baptist	67
68	Southern Oregon	65
77	Concordia	66
61	Seattle	78
65	Western Baptist	80

82	Albertson •	86
54	Willamette •	81
66	Whitworth	71
72	Whitman	69
52	Pacific Lutheran •	60
65	Puget Sound •	82
60	Lewis & Clark	84
72	Linfield •	68
51	Willamette •	75
74	Pacific	90
64	Puget Sound	58
70	Pacific Lutheran	65
52	Whitman •	94
57	Whitworth •	88
67	Pacific •	89
74	Willamette	68
59	Linfield	80
51	Lewis & Clark •	70
73	Concordia	68

H: 6-5 • A: 2-11 SEASON: 8-16

#### 1997-98

72	Concordia •	78
97	Concordia	64
75	Western Baptist	81
75	Whitman	67
77	Whitworth	73
78	Southern Oregon •	87
69	Western Baptist •	92
76	Western Baptist •	65
75	Seattle •	66
58	Lewis & Clark	75
87	Willamette (OT)	85
80	Puget Sound • (OT)	73
78	Pacific University	72
80	Linfield College •	75
86	Pacific Lutheran •	84
77	Whitman College •	90
65	Whitworth College •	74
91	Seattle University	83
87	Lewis & Clark College •	84
75	Willamette University •	80
83	Puget Sound	64
82	Pacific University	72
72	Linfield College	69
75	Pacific Lutheran •	86

#### Northwest Conference Playoffs

77	Lewis & Clark •	91
----	-----------------	----

H: 9-2 • A: 6-8 SEASON: 15-10

### George Fox NAIA Playoff Results

1970-71	Willamette University (lost 103-69)
1971-72	Willamette University (lost 69-60)
1972-73	Linfield College (won 95-88)
	Pacific University (won 68-67) (District title)
	(NAIA national championships)
	Defiance (Ohio) College (lost 86-62)
1973-74	Pacific University (won 92-72)
	Oregon Institute of Technology (lost 55-54)
1974-75	Oregon Institute of Technology (lost 72-56)
1976-77	University of Hawaii - Hilo (lost 85-79)
1977-78	Oregon Institute of Technology (lost 79-65)
1979-80	Oregon Institute of Technology (lost 69-67)
1980-81	Northwest Nazarene (lost 61-58)
1983-84	Western Oregon State (lost 86-72)

1984-85	Western Baptist (won 50-47)
	Western Oregon State (won 71-57)
	College of Idaho (lost 61-53)
1985-86	Warner Pacific (won 66-56)
	Oregon Institute of Technology (lost 76-67)
1986-87	Warner Pacific (won 101-75)
	College of Idaho (won 75-58)
	Oregon Institute of Technology (lost 75-69)
1987-88	Eastern Oregon (won 101-82)
	Southern Oregon (won 90-76)
	Oregon Institute of Technology (lost 84-61)
1988-89	Eastern Oregon (won 94-82)
	Oregon Institute of Technology (lost 106-70)
1989-90	Eastern Oregon (won 98-92)
	Western Baptist (won 76-66)
	Willamette (won 98-95) (District title)
	(NAIA national championships)
	Pfeiffer (N.C.) (lost 97-73)
	Linfield (won 80-75)
	Willamette (won 100-98)
1990-91	College of Idaho (lost 95-78)

1991-92	Western Oregon (won 82-81)
	Willamette (lost 107-87)
	(at-large berth NAIA Division II
	national championships)
	Missouri Valley (won 90-70)
	Eureka (Ill.) (won 85-77)
	Northwestern (Iowa) (lost 85-82)
1993-94	Eastern Oregon (lost 104-97)
1994-95	Western Baptist (lost 89-86)
	Lewis & Clark (lost 91-77)
1998-99	Western Oregon (lost 92-85)

### George Fox NAIA Top-25 Rankings

	Preseason	Highest	Final
<b>NAIA (prior to divisions)</b>			
1986-87	NR	19	NR
1989-90	22	9	9
1990-91	NR	19	22
<b>NAIA Division II</b>			
1991-92	2	2	7
1992-93	12	12	NR
1997-98	-	22	-



The Bruins celebrate yet another big win!

# Accolades

## Individual Awards

### HONOR ROLL

**Gordy Loewen**  
NAIA Dist. 2 All-Star 1968-69; '69-70; '70-71

**David Morgan**  
NAIA Dist. 2 Honorable Mention 1970-71

**Sammy Ibarra**  
NAIA Dist. 2 Second Team 1972-73  
NAIA All-American Honorable Mention 1973-74

**Craig Taylor**  
NAIA Dist. 2 Honorable Mention 1972-73

**Rob Wunder**  
NAIA Dist. 2 Honorable Mention 1972-73  
NAIA Dist. 2 First Team 1973-74  
All-Northwest First Team 1973-74  
UPI West Coast Honorable Mention 1973-74

**Ray Willis**  
NAIA Dist. 2 Honorable Mention 1973-74; '74-75

**Bob Wright**  
NAIA Dist. 2 Honorable Mention 1973-74

**Tim Hardie**  
NAIA Dist. 2 All-Star 1976-77

**Paul Cozens**  
NAIA Dist. 2 First Team 1974-75; '75-76; '76-77; '77-78  
All-Northwest First Team 1975-76; '77-78  
All-Northwest Second Team 1976-77  
NAIA All-American Third Team 1976-77  
NAIA All-American Second Team 1977-78  
First GFU player to have jersey retired 1977-78  
UPI West Coast Honorable Mention 1977-78  
NBA Ninth-Round Draft Choice (Portland) 1978

**Gary Chenault**  
NAIA Dist. 2 Second Team 1978-79  
All-Northwest Honorable Mention 1978-79

**Jeff Loe**  
NAIA Dist. 2 Honorable Mention 1979-80

**Hille van der Kooy**  
NAIA Dist. 2 First Team 1979-80; '80-81

**Mike Royer**  
NAIA Dist. 2 Honorable Mention 1981-82

**Randy Dunn**  
NAIA Dist. 2 First Team 1981-82; '82-83; '83-84  
All-Northwest First Team 1983-84  
All-Northwest Second Team 1981-82; '82-83  
NAIA Honorable Mention All-American 1982-83; '83-84  
NCCAA Region 7 Most Valuable 1982-83; '83-84  
NCCAA All-American 1983-84  
NAIA Dist. 2 Basketball Player of the Year 1983-84  
NAIA Dist. 2 Athlete of the Year 1983-84  
Second GFU player to have jersey retired 1983-84  
NBA Tenth-Round Draft Choice (Portland) 1984  
NAIA Dist. 2 Hall of Fame 1994

**Larry Jury**  
NAIA Dist. 2 First Team 1984-85  
NCCAA Region 8 First Team 1984-85

**Curtis Kimbrough**  
NAIA Dist. 2 Honorable Mention 1984-85; '85-86; '86-87

**Toby Long**  
NAIA Dist. 2 Honorable Mention 1985-86; '86-87  
All-Northwest Honorable Mention 1985-86; '86-87  
NAIA Academic All-American 1986-87

**Kenny Stone**  
NAIA All-American Third Team 1985-86; '86-87  
NAIA Dist. 2 Basketball Player of the Year 1985-86; '86-87  
NAIA National Player of the Week 1/19/87  
NAIA Dist. 2 First Team 1984-85

**Kenny Stone**  
All-Northwest Top Player 1985-86  
All-Northwest First Team 1986-87  
All-Northwest Second Team 1984-85  
NCCAA All-American 1984-85; '85-86; '86-87  
NCCAA Region 8 Player of the Year 1984-85; '85-86; '86-87  
NBA Seventh Round Draft Choice (Portland) 1986-87  
Third GFU player to have jersey retired

**Dan Newman**  
NAIA Dist. 2 First Team 1981-82; '86-87; '87-88  
All-Northwest Third Team 1986-87; '87-88  
NCCAA Region 8 First Team 1986-87; '87-88

**Eric Swanson**  
NAIA Dist. 2 First Team 1987-88  
NCCAA Region 8 First Team 1987-88  
All-Northwest Honorable Mention 1987-88

**Pat Casey**  
NAIA Dist. 2 First Team 1988-89

**Brian Martin**  
NAIA Dist. 2 Scholar-Athlete 1991-92

**Jeff Hoffman**  
NAIA Honorable Mention All-American 1990-91  
NAIA Dist. 2 First Team 1990-91; '91-92  
All-Northwest First Team 1990-91; '91-92  
NAIA Division II Honorable Mention All-American 1991-92

**Dave Wilson**  
NAIA Dist. 2 Most Valuable Player 1989-90; '91-92  
NAIA Dist. 2 First Team 1989-90; '90-91; '91-92  
NAIA Honorable Mention All-American 1989-90; '90-91  
NAIA Division II First Team All-American 1991-92  
NAIA Division II National All-Tournament Team 1991-92  
NAIA Division II National Player of the Week 1/13/92  
All-Northwest First Team 1989-90; '90-91; '91-92  
All-Northwest Most Valuable Player 1989-90; '91-92  
Fourth GFU player to have jersey retired

**Jamie Boutin**  
NAIA Dist. 2 Honorable Mention 1992-93  
Cascade Conference First Team 1992-93; '93-94  
NAIA Division II Honorable Mention All-American 1993-94

**Rick Gardea**  
Cascade Conference Honorable Mention 1992-93; '94-95

**Nick Haij**  
Cascade Conference Honorable Mention 1993-94  
Cascade Conference First Team 1994-95  
Northwest Conference Honorable Mention 1995-96

**Justin Paola**  
Cascade Conference Honorable Mention 1993-94

**Travis Orick**  
Cascade Conference Honorable Mention 1994-95

**Jared Gallop**  
Cascade Conference Freshman of the Year 1994-95  
Northwest Conference Second Team 1995-96  
Northwest Conference MVP 1997-98  
Northwest Conference First Team 1997-98  
NAIA Division II First Team All-American 1997-98

**Mike Faber**  
Northwest Conference Second Team 1996-97  
Northwest Conference Honorable Mention 1997-98  
Northwest Conference Honorable Mention 1998-99

**Kyle Valentine**  
Northwest Conference Honorable Mention 1996-97  
Northwest Conference First Team 1997-98  
NAIA Div. II Honorable Mention All-American 1997-98

**Jordan Green**  
Northwest Conference First Team 1998-99  
NAIA Pacific Northwest Region First Team 1998-99  
NAIA Division II Honorable Mention All-American 1998-99

### MVPs

1968-69 ..... Gordy Loewen  
1969-70 ..... Gordy Loewen  
1970-71 ..... Gordy Loewen  
1971-72 ..... Gary Berg  
1972-73 ..... Rob Wunder  
1973-74 ..... Rob Wunder  
1974-75 ..... Ray Willis  
1975-76 ..... Paul Cozens  
1976-77 ..... Paul Cozens  
1977-78 ..... Paul Cozens  
1978-79 ..... Gary Chenault  
1979-80 ..... Hille van der Kooy  
   Jeff Loe  
1980-81 ..... Hille van der Kooy  
1981-82 ..... Randy Dunn  
1982-83 ..... Randy Dunn  
1983-84 ..... Randy Dunn  
1984-85 ..... Kenny Stone  
1985-86 ..... Kenny Stone  
1986-87 ..... Kenny Stone  
1987-88 ..... Eric Swanson  
   Dan Newman  
1988-89 ..... Pat Casey  
   Jeff Richards  
1989-90 ..... Dave Wilson  
1990-91 ..... Jeff Hoffman  
1991-92 ..... Dave Wilson  
1992-93 ..... Jamie Boutin  
   Mike Rasmussen  
1993-94 ..... Jamie Boutin  
1994-95 ..... Nique Stewart  
1995-96 ..... Travis Orick  
1996-97 ..... Kyle Valentine  
1997-98 ..... Kyle Valentine  
   Jared Gallop  
1998-99 ..... Jordan Green



## Media Contacts

## Newspapers

**Newberg Graphic** (Newberg)

Scott Anderson

503/538-2181

FAX 503/538-1632

**Statesman Journal** (Salem)

Capi Lynn

503/589-6946

1-800-556-3975

FAX 503/399-6706

**Oregonian** (Portland)

Dennis Peck, Sports Editor

Justin Much

1-800-452-1420

1-800-826-0376

FAX 503/221-8168

**USA Today**

703/558-3901

FAX 703/276-5313

## Wire Service

**Associated Press**

503/228-2169

FAX 503/228-5514

## Television

**KATU-TV** (Portland)

503/231-4268

FAX 503/231-4263

**KGW-TV** (Portland)

503/226-5111

FAX 503/226-5059

**KOIN-TV** (Portland)

503/464-0600

FAX 503/464-0806

**KPTV** (Portland)

503/230-1200

FAX 503/230-1065

**Bruin Cable Network**

George Fox University

503/554-2595

## Radio

**KLYC** (McMinnville)

503/472-1260

FAX 503/472-3243

**KEX** (Portland)

503/225-1190

FAX 503/224-3216

**KFXX-The Fan** (Portland)

503/223-1441

FAX 503/227-5466

**KFOX** (Newberg)

503/554-3597

Northwest Conference  
Information Director

Steve Flegel, SID

Whitworth College

Spokane, Wash.

Doug Drowley

509/325-4617

FAX 509/325-2786

www.nwcsports.com

Background on the  
Bruin Nickname

George Fox's Bruin nickname comes from a real bear captured in 1887 just two years after Pacific Academy (the University's predecessor) was established. The small cub was found in the Coast Range foothills west of Carlton when its mother was shot. The young cub was brought to campus by a student and later lived with a faculty member.

When it grew to adulthood, it was kept in a pit in Hess Creek Canyon south of the campus. It escaped one too many times and was turned into steak for the dining table and the hide preserved on a frame and displayed in an early campus museum. When the hide deteriorated several years later, it was taken to a campus furnace room to be destroyed, but the framework proved a problem in dismantling so it was left sitting in a corner.

Students found the old Bruin skin later and began skirmishes over ownership, a tradition that continues today. "Bruin

Junior," a replica, under a set of guidelines passed down for years, is fought over periodically in class competition, with the class able to physically drag the Bruin replica off campus declared the rightful owner until next "flashed."

Even with the Bruin tradition, somewhere along the line, the "Quaker" tag for athletic teams came into popularity with sportswriters because of the University's church affiliation, and that nickname was used, along with the mascot "Foxy George," a little fox with a Quaker hat. Both gained acceptance for a period in the 1950s and 1960s until a vote of faculty, students and administration in 1970 reinstated the Bruin nickname to its rightful place.



# About the University

George Fox is growing in size and reputation. Enrollment has nearly quadrupled in the last 14 years, increasing from 549 in 1986 to 2,432 in the fall of 1999.

In the same time span, George Fox has been named one of "America's Best Colleges" 12 times by *U.S. News & World Report*. In 1999, George Fox ranked second overall and third in academic reputation among Western regional liberal arts colleges. The magazine also named the University one of the region's best values among schools in its category.

George Fox offers unique programs to its students. Every incoming freshman is given a computer to use and keep upon graduation. When students reach their third year, they are eligible for the Juniors Abroad program, in which the University pays transportation costs for an overseas study tour.

Early Willamette Valley Quaker settlers established Pacific Academy in 1885. The college division was organized in 1891 to provide more advanced instruction. In 1949, because of the many colleges in the Northwest with "Pacific" in their name, Pacific College was renamed George Fox College in honor of the founder of the Friends (Quaker) Church.

In 1996, with the addition of Western Evangelical Seminary, George Fox became a university, offering students a Christ-centered education and the choice of 35 undergraduate majors and nine graduate degrees. On Jan. 1, 2000, the seminary name will be changed to George Fox Evangelical Seminary.

George Fox's most prominent alumnus is the late President Herbert Hoover, who attended the school while it was known as Pacific Academy.



## Wheeler Sports Center

*A Natural Place for Basketball*

Entered by crossing a wooded canyon on a 200-foot bridge, the Coleman H. Wheeler Center for Sports and Physical Education was designed by noted architect Pietro Belluschi to sit unpretentiously alongside tree-shaded Hess Creek Canyon. Built using gifts from prominent lumbermen, the building features a two-level oak parquet lobby and a large window area overlooking the adjacent natural terrain.

Completed in June 1977, the \$2.7 million, 55,000-square-foot complex is the University's largest building. It contains the James and Lila Miller Gymnasium, the Bruin home court.

Wheeler Center features a 116-by-174-foot gymnasium with three basketball courts and seating for 2,500 spectators. The gymnasium ceilings are 32 feet over the hardwood maple floor. The gym provides three volleyball courts and 10 badminton courts.

The building may be entered on two levels. The east-side ground level is accessible from the parking lot by crossing the foot bridge. The on-campus community enters on the west-side second floor.

Contained on the upper level are a staff room, multipurpose room, classrooms, and athletic administration and faculty offices. A 1,500-square-foot weight room was remodeled in the summer of 1993. The lower level contains a concession area, dressing rooms, team rooms, laundry, equipment-issuing room, and storage space. An east wing of the building houses two racquetball courts.

The building is named for long-time Oregon lumberman Coleman H. Wheeler, former chairman of the board of Willamette Industries. The gymnasium is named for former George Fox board member James Miller and his wife, Lila. He is the former president of Cascadia Lumber Co.





# George Fox University Bruin Athletics

Intercollegiate athletics are an important part of George Fox University, home to one of the Northwest's most successful small-college sports programs. Winning programs, however, are accompanied by a proper balance between academics and athletics: George Fox teams are members of the Northwest Conference and compete in Division III of the National Collegiate Athletic Association, in which need and academic ability, not athleticism, determine scholarships and financial aid.


At George Fox University, intercollegiate athletic competition provides a practical application of what is learned in classrooms and practices. Student-athletes compete for conference and national titles at a Christ-centered university where professors and coaches help them grow in mind, body and spirit. The values of athletics are integrated with the goals of Christian higher education in a process that includes

- physical conditioning
- managing emotions
- courage
- teamwork
- cooperation
- being gracious in winning and losing

More than 15 percent of George Fox's traditional undergraduate students participate in the school's 13 varsity sports, seven for women and six for men. Their records over the years serve as shining testimonies to the administration's conviction that an institution can play for the glory of God, follow the rules and ethics of its governing organizations, and be successful on the fields and courts of competition.

Consider that:

- George Fox has earned district or conference titles in nine sports during the 1990s.
- George Fox athletes have earned more than 250 All-American and All-American Scholar-Athlete honors.
- Nine of the 11 coaches on staff have been named district or conference Coach of the Year at least once.
- George Fox coaches have held their positions for an average of nearly eight years, and together have accumulated more than 1,000 collegiate wins.



The 1999 George Fox University Men's Basketball Guide was produced by the Office of Sports Information in the Department of University Relations, Barry Hubbell, director. Writer and Editor: Blair Cash, sports information director. Writing and Editing Assistants: Sports information student assistants Brian Durick, John Felton, Bryan Williford. Proofreading: Anita Cirulis, Susan Fawver. Design and Layout: Colin Miller. Photography: Anita Cirulis, Chijo Takeda (*Newberg Graphic*). Printing: Michaels Printing, Tigard, Oregon.



# 1999-2000 Men's Basketball Schedule

## November

20 Saturday	Northwest College	Newberg, Ore.	7:30 p.m.
23 Tuesday	Western Baptist College	Newberg, Ore.	7:30 p.m.
27 Saturday	Northwest Christian College	Newberg, Ore.	8:00 p.m.

## December

3 Friday	*at Pacific University	Forest Grove, Ore.	8:00 p.m.
4 Saturday	*University of Puget Sound	Newberg, Ore.	7:00 p.m.
10 Friday	at Western Baptist College	Salem, Ore.	7:30 p.m.
11 Saturday	at Warner Pacific College	Portland, Ore.	8:00 p.m.
29 Wednesday	Concordia University (Ore.)	Newberg, Ore.	7:30 p.m.

## January

4 Tuesday	Warner Pacific College	Newberg, Ore.	8:00 p.m.
7 Friday	*at Linfield College	McMinnville, Ore.	8:00 p.m.
8 Saturday	*at Willamette University	Salem, Ore.	8:00 p.m.
14 Friday	*Pacific Lutheran University	Newberg, Ore.	8:00 p.m.
18 Tuesday	*Lewis & Clark College	Newberg, Ore.	8:00 p.m.
21 Friday	*Whitman College	Newberg, Ore.	8:00 p.m.
22 Saturday	*Whitworth College	Newberg, Ore.	8:00 p.m.
25 Tuesday	at Northwest Christian College	Eugene, Ore.	7:30 p.m.
28 Friday	*at University of Puget Sound	Tacoma, Wash.	8:00 p.m.
29 Saturday	*Pacific University	Newberg, Ore.	8:00 p.m.

## February

5 Saturday	*at Pacific Lutheran University	Tacoma, Wash.	8:00 p.m.
8 Tuesday	*at Lewis & Clark College	Portland, Ore.	8:00 p.m.
11 Friday	*Willamette University	Newberg, Ore.	8:00 p.m.
12 Saturday	*Linfield College	Newberg, Ore.	8:00 p.m.
18 Friday	*at Whitworth College	Spokane, Wash.	8:00 p.m.
19 Saturday	*at Whitman College	Walla Walla, Wash.	8:00 p.m.
23, 26 Wed., Sat.	Northwest Conference Tournament	On-campus sites	TBA

## March

2, 4 Thurs., Sat.	NCAA Division III 1st & 2nd-Round Games	On-campus sites	TBA
10-11 Fri.-Sat.	NCAA Division III Sectionals	On-campus sites	TBA
17-18 Fri.-Sat.	NCAA Division III Finals	Salem, Va.	TBA

Home games played in Miller Gymnasium

\*Northwest Conference game

