

5-1-1984

A Compilation of the Summer Ministries of 5-Day Club Training Conference

Chin Pei-Yu Fung

Recommended Citation

Fung, Chin Pei-Yu, "A Compilation of the Summer Ministries of 5-Day Club Training Conference" (1984). *Western Evangelical Seminary Theses*. 322.
https://digitalcommons.georgefox.edu/wes_theses/322

This Project is brought to you for free and open access by the Western Evangelical Seminary at Digital Commons @ George Fox University. It has been accepted for inclusion in Western Evangelical Seminary Theses by an authorized administrator of Digital Commons @ George Fox University. For more information, please contact arolfe@georgefox.edu.

A COMPILATION OF THE SUMMER MINISTRIES OF
5-DAY CLUB TRAINING CONFERENCE

A Research Project
Presented to
the Faculty of the Graduate School
Western Evangelical Seminary

In Partial Fulfillment
of the Requirements for the Degree
Master Of Arts
In Christian Education

by
Fung, Chin Pei-Yu
May 1984

APPROVAL PAGE

M.A. Product Title A COMPILATION OF THE SUMMER MINISTRIES
OF 5-DAY CLUB TRAINING CONFERENCE.

Submitted by Fung, Chin Pei-Yu

Approved by 
(Faculty Advisor)

Date March 26, 1984.

Table of Contents

Chapter	Page
I. INTRODUCTION	1
A. THE PROBLEM	1
1. Statement of the Problem	1
2. Justification of the Problem	2
B. SOURCES OF DATA	2
C. METHOD OF PROCEDURE	3
II. THE 5-DAY CLUB MINISTRIES	5
A. THE ORGANIZATION OF 5-DAY CLUB	5
B. THE GOALS AND BIBLICAL PRINCIPLES OF 5-DAY CLUB	7
C. THE MATERIALS OF 5-DAY CLUB	11
1. Wordless Book Visualized Kit	11
2. Children Of The Bible Kit	12
3. Lost And Found Kit	12
4. Knowing Christ Kit	12
5. My Wonderful Lord Kit	12
III. THE 5-DAY CLUB TRAINING CONFERENCE	14
A. THE PURPOSE	14
B. THE PERSONNEL	15
C. THE SCHEDULE	15
D. THE MATERIAL	16
1. My Wonderful Lord Kit	17
2. Handouts	18

Chapter	page
E. THE TRAINING PROGRAM	21
1. Administrative Work	21
2. Mastering The Program	23
3. Follow-Up Work	29
F. THE FIELD TRAINING	30
IV. EVALUATION AND SUGGESTION	33
A. EVALUATION	33
1. Staff	33
2. Schedule	33
3. Material	34
4. Field Training	34
B. SUGGESTION	34
1. Visitation	35
2. Songs	35
V. SUMMARY AND CONCLUSION	36
A. SUMMARY	36
B. CONCLUSION	37
C. SUGGESTIONS FOR FURTHER STUDAY	38
BIBLIOGRAPHY	39
APPENDIX	40
A. ADDRESSES OF CHILD EVANGELISM FELLOWSHIP INC. OFFICES	41
B. ADDRESSES OF BOARD OF TRUSTEES OF CHILD EVANGELISM FELLOWSHIP INC.	46
C. THE CONFERENCE APPLICATION FROM	49

Chapter	page
D. SUMMER MINISTRIES TRAINING CONFERENCE	51
E. THE THEME SONG: WONDERFUL COUNSELOR	55
F. KEY CHARACTERISTICS CHART	56
G. FORESIGHT INTO PROBLEMS	57
H. OPEN AIR WORK	59
I. SUMMER MINISTRIES-1983 (DAILY CLUB GUIDE)	60
J. THE 5-DAY CLUB ATTENDANCE SHEET	71
K. MEMORY VERSE TOKENS	72
L. STUDY GUIDE: FOR THE LEADING A CHILD TO CHRIST AND TEST SHEETS	73
M. THE INSTRUCTIONS OF CONTEST	78
N. NAME TAG--HIGHFLYERS	79
O. NAME TAG--CAPTAIN'S CREW	80
P. THE INVITATION OF 5-DAY CLUB	81
Q. CONGRATULATION LETTER	83

I. INTRODUCTION

A. THE PROBLEM

1. Statement of the Problem

In the Bible, Jesus said, "Let the children come to me, and do not hinder them; for to such belongs the kingdom of heaven." (Mt. 19:14). "Go therefore and make disciples of all nations, baptizing them in the name of the Father and of the Son and of the Holy Spirit." (Mt. 18:19).

The documents of the White House Conference of children and other reports reviewed that America's parents had largely neglected their children. In the modern technological society, American family were more concerned on the demands of their jobs and living instead of their children (Zuck, 1975:9-10). In addition, millions of children are growing up with no church contacts. Their parents do not know the Gospel and are uninterested in their children's salvation (Walvoord, 1979:20). In addition, the record of serves the Church of Child Evangelism Fellowship states,

The average children from a church home spends 70 hours sleeping, 30 hours in school, 24 hours watching television and two hours in church every week. One hundred sixty six hours involved in this life - two hours to count for God and eternity (Serves the Church, n.d.).

Both Bible and society show the important of children. It is the children's responsibility to know that children are important to God. They are also open to God and are capable to have religious experience in their early life.

It is a challenge to the Christian to manifest a genuine love to understand the needs of the children and to evangelize them in an effective way.

5-Day Club is a children's Bible club from Child Evangelism Fellowship to reach and evangelize the children. The purpose of this project is to compile and explore the 5-Day Club children ministry. The concentration of this project is based on the 5-Day Club Training Conference which was held at the River Retreat House , Milwaukie, Oregon from June 24th to July 1st. 1983.

2. Justification of the Problem

The 5-Day Club has three main goals. They are a. Teach the Gospel so as to lead children to receive Christ as their Savior (Mt. 18:14). b. Help the saved child to grow in the knowledge and application of God's word (2 Pet. 3:18), c. To establish children (and families) in a local Bible believing church for continual growth (Heb. 10:24-25). It is an useful and effective method by training young people to use the visualized stories, songs and memory verses to evangelize and reach the children.

B. SOURCES OF DATA

The materials and information of this project included books, catalog, booklets, letter and class lectures. These information come from different sources. First of all, I attended and involved in the Training Conference at Oregon.

Some of the materials, such as handouts, are collected from this Conference. In addition, Dr. Allen Odell, my advisor; Connie Pittman, 5-Day Club Director of the Training Conference; and Dennis Schwarm, Director of Portland of Child Evangelism Fellowship; all provided the important and significant materials to me.

C. METHOD OF PROCEDURE

The purpose of this project is to compile and explore the summer ministries of 5-Day Club Training Conference at the River Retreat House, Oregon in 1983. The content is present as following.

The second chapter will introduce the 5-Day Club ministries. The emphasis will be on the 1. Organization of 5-Day Club, 2. The biblical principles of 5-Day Club, and 3. Materials of the 5-Day Club.

The third chapter will discuss the 5-Day Club Training Conference. The content will include the exploration of the arrangement of personnel, schedule, materials, training program, and field training.

The fourth chapter will evaluate the 5-Day Club ministry and provide some suggestions. Evaluation will focus on the arrangements of the staff, schedule, materials and field training. Suggestion concerning the visitation and songs will also be included.

The final chapter will bring all the summaries of each chapter together and then conclude the compilation and

exploration of this project. It will show that, although, 5-Day Club is not the only method to reach children but it is an useful, powerful, effective, and systematic method to evangelize and reach children. Suggestions for further study will also be included in this chapter.

II. THE 5-DAY CLUB MINISTRIES

Child Evangelism Fellowship Inc. is a world-wide organization which focus on children ministries. 5-Day Club is one of her ministries which designs as a children evangelistic outreach program which to be used during the summer time.

In order to understand the 5-Day Club ministries, it is necessary to first acknowledge its organization, its goals and biblical principles, and the materials which use to reach the children. This chapter will concentrate and discuss these three main areas. Detail information concerning the Board of Trustees, and the main and local office addresses are included in Appendix A and B.

A. THE ORGANIZATION OF 5-DAY CLUB

5-Day Club is a registered name of Child Evangelism Fellowship Inc.. This organization was found by Rev. J. Irvain Overholtzer in 1937 for evangelizing and reaching children with the Gospel (Walvoord, 1979:n. pag.). 5-Day Club is a summer ministries about an hour and a half session hold for five days in home for five consecuties days. It's also known as the Summer Bible Classes (5-Day Club, n.d.: n. pag.).

In addition to 5-Day Club ministries, Child Evangelism Fellowship Inc. also has the ministries of Good News Club, Faith Outreach, Camp Good News, Tel-A-Story (telephone evangelism), the Treehous Club (TV program for children),

Fair Evangelism, Leadership Training Institutes, Weekly Teacher Training Classes, Here's How (radio training program for adults), Christian Youth In Action, Children's Rallies, and Overseas Missionary Outreach. The organization also publishes literature (over 350 items for children and children's workers) and the Evangelizing Today' Child magazine. Their workers are also available at all time to assist in apecial services in Sunday School, Rally Day, Easter, Christmas, Children's Day and VBS (Walvoord, 1979: n. pag).

Today Child Evangelism Fellowship Inc. is an inter-denomination and world-wide organization. They are presently involved in 85 countries, enlisting about 1,400 full-time workers and reaching one-and half to two million children a year. Their emphasis overseas mission is to develop national workers and leaders. Their workers also active locally in every state and any province of North America (Who Cares?, n.d.: n. pag.).

The main office of Child Evangelism Fellowship Inc., is located in Missouri. It local offices distribute in the states of Missouri, Montana, Nebraska, Nevada, New Hampahire, New Jersey, New Mexicon, New York, North Carolina, North Dajita, Ohio, Oklahoma, Oregon, Pennsylvania-Eastern, Pennsylvania-Western, Rhode Island, South Dakota, Tennesse, Texas-East, Texas-West, Utah, Vermont, Virginia, Washington, Washington D.C., West Virginia, Wisconsin, Wyoming (see Appendix A for detail addresses).

The Board of Trustees of Child Evangelism Fellowship Inc. come from different states, such as: Missouri, Michigan, California, Louisiana, Nebraska, Indiana, Colorado, Minnesota, Pennsylvania, Florida, Oregon, Texas, Virginia, Georgia, and also in Canada (see Appendix B for detail information).

Most states conducts training for those who teach 5-Day Club. The program is called Christian Youth In Action (CYIA). This training program is conducting by Child Evangelism Fellowship Inc. staffs.

Any church which insterested in having a 5-Day Club outreach or training their young people to reach 5-Day Club can contact the state or local Child Evangelism Fellowship Inc. offices. The established Christian Youth In Action training school is a great benefit to the local churches to reach their community children.

B. THE GOALS AND BIBLICAL PRINCIPLES OF 5-DAY CLUB

According to the Statement of Faith of Child Evangelism Fellowship Inc., the specific emphasis of the Great Commission in the Evangelization of the World is placed upon the evangelization of children (Statement fo Faith, n.d.: n. pag.). The emphasis is based on the following Scriptures,

"All this is from God, who through Christ reconciled us to himself and gave us the ministry of reconciliation; that is, in Christ God was reconciling to us the message of reconciliation" (2 Cor. 5:18-19).

"So it is not the will of my Father who is in heaven

that one of these little ones should perish" (Mt . 18:14).

"And he said to them, 'Go into all the world and preach the gospel to the whole creation" (Mk . 16:15).

Hence, 5-Day Club cares about children. Its ministry is to reach boys and girls with the Gospel. It believes that children are important to God. The emphasis of 5-Day Club is to seek and evangelize the children, so that not "one of these little ones should perish." (Mt . 18:14). Their concern and goal to evangelize children is based on both the Old and New testament (Walvoord, 1979:5-6, 13-14).

In the Old testament, Moses commanded that children as well as others were to hear the Word of God read. Childrne are singled out in Deuteronomy 31:13 "And their children, who have not known, will hear and learn to fear the Lord your God, as long as you live on the land which you are about to cross Jordan to possess." In addition, Israelites were commanded to give special instruction to their children. According to Deuteronomy 6:7, they were to teach son diligently the Word of God. Moses repeated this exhortation in Deuteronomy 11:19, "And you shall teach them to your sons, talking of them when you sit in your house and when you walk along the road and when you lie down and when you rise up." The incitement is made even more explicit in psalm 18:1-8, where the Psalmist states, "He established a testimony in Jacob, and appointed a law in Israel, which he commanded our children ; that the next generation might know them, the children yet unborn,

and arise and tell them to their children; so that they should set their hope in God, and not forget the works of God, but keep his commandments" (Ps. 78:5-7). Thus, the law of Israel includes special instruction for children suited to their age and understanding.

In the New testament, the followers of Christ are instructed to "make disciples of all nations." (M t . 28:19). In the earlies chapter of Matthew 18:1-14, Jesus uses a child as and illustration. He declares that adults become converted like children, they shall not enter the kingdom of heaven. To cause a child to stumble is a terrible sin. The implication is rather plain that adults aould have special regard for the instruction of children, not only in matters of morality, but alos in matters of theology (Walvoord, 1979:12). Christ specifically warns them, "See that you do not despise on of these little one." (M t . 18:10). On the day of Pentecost, Peter says, "Repent, and be baptized every one of you in the name of Juses Christ for the forgiveness of your sins; and you shall receive the gift of the Holy Spirit. For the promise is to you nad to your children and to all that are far off, every one whom the Lord our God calls to him." (Acts 2:38-39).

In Paul's letters of Ephesians, he mentions that children should be taught the Word of God, "Children, obey your parents in the Lord, for this is right. 'Honor your father and mother' (this is the first commandment with a promise), 'that it may

be well with you and that you may live long on the earth.'" (Eph. 6:1-3). Hence from the earliest age of their comprehension children can be taught the Gospel and they can believe unto salvation. An illustration of this teaching can also been seen in the life of Timothy. He has been instructed in the Bible since childhood. "And that from childhood you have know the sacred writings which are able to give you the wisdom that leads to salvation through faith which is in Christ." (2 Tim. 3:15).

From these Old and New testament references, it is God's intention that the Gospel should go to all, regardless of race, nationality, sex or age. The 5-Day Club ministry believes that children can understand enough to comprehend the basis of the Scripture. Although children will probably not understand all of the Gospel's remification, but that they can understand it sufficiently to experience the transforming power in their lives. They can become disciples of the Lord Jesus Christ and grow in His grace and knowledge (Walvoord, 1979:2, 4).

From the above biblical principles, the emphasis of 5-Day Club children ministries can be classified into the following purposes (Schwarm, 1983: n. pag):

1. Teach the Gospel so as to lead children to receive Christ as their Savior. The biblical basis for this program has first to do with evangelism of children. The Gospel is to go all people (Mk. 16:15) and children can and do receive Christ as Savior (Mt. 18:1-14; Mk. 10:13-16).

2. Help the saved child to grow in the knowledge and the application of God's Word (2 Pet. 3:18).

3. To establish children (and families) in a local believing church for continual growth (Heb. 10:24-25).

In order to accomplish and reach the purposes, 5-Day Club uses and trains Christian youth to lead children to God. The youth training program is carried out by the program known as the Christian Youth In Action. It is a program where youth from various churches come together for intensive training and later return to their churches to conduct the 5-Day Club ministry during the summer season.

C. THE MATERIALS OF 5-DAY CLUB

5-Day Club uses a wide selection of evangelistic materials. These materials include five complete kits (CEF Press Catalog, n.d.:7). They are "Wordless Book Visualized Kit," "Children Of The Bible Kit," "Lost And Found," "Knowing Christ Kit," and "My Wonderful Lord Kit." Each of them encompasses three major areas, Bible Story, Missionary Story, and Visualized Song. The detail resources of each kit are as following:

1. Wordless Book Visualized Kit

- a. Bible Stories: Heaven (gold page), Sin (black page), The Blood of Christ (red page), and A Clean Heart (white page).
- b. Missionary Story: Ti-Fan - Witch Doctor's Daughter.
- c. Visualized Song: G-O-S-P-E-L.

2. Children Of The Bible Kit

a. Bible Stories: Cain and Abel, Joseph, Naaman's Maid, Rhoda, and Samuel.

b. Missionary Story: Ringu of India's Forest.
Visualized Song: Let Us Take A Journey.

3. Lost And Found Kit

a. Bible Stories: The Lost Coin (lost), Noah (saved), Mephibosheth (grace), Saul (converted), and Onesimus (forgiven).

b. Missionary Story: Run, Ma, Run.

c. Visualized Song: Jesus Found Me.

4. Knowing Christ Kit

a. Bible Stories: The Light (Bartimaeus), The Bread (Feeding of the 5,000), Resurrection (Raising of Lazarus), The Good Shepherd (Lost Sheep), and The Way (from John 13 and 14).

b. Missionary Story: Devil-Kings and Cannibals.

c. Visualized Song: Knowing Christ.

5. My Wonderful Lord Kit

a. Bible Stories: Wonderful, Counselor, Mighty God, Everlasting Father, and Prince fo Peace.

b. Missionary Story: Hudson Taylor.

c. Visulized Song: Wonderful Counselor.

These kits run in a five year cycle and are best used over a long perild of year in the following suggested way.

Wordless Book Visualized Kit	1984 (summer)
Children Of The Bible Kit	1985
Lost And Found Kit	1986
Knowing Christ Kit	1987
My Wonderful Lord Kit	1988

These materials can be found or ordered in the local Child Evangelism Fellowship Inc. offices. In addition, most Christian bookstores also carry them.

III. THE 5-DAY CLUB TRAINING CONFERENCE

The discussion and exploration of the Summer Ministries of 5-Day Club Training Conference will focus on the Training Conference which was held at the River Retreat House, Milwaukie, Oregon from June 24th. to July 1st. 1983. This Conference was sponsored by the Pacific Conference Evangelical Church. The total cost for each member was \$94.00 which included room and board, materials, teaching packet, and insurance. Additional cost was subsidized by the Board of Christian Education of Pacific Conference Evangelical Church. Admission was opened to all Christian regardless of race color, or national origin (see Appendix C). All together there were ten young people, three males and seven females, and myself as an observer attended the Training Conference.

This chapter will compile and present the whole program into six basic sections. They are: A. The purpose, B. The Personnel, C. The Schedule, D. The Material, E. The Training Program, F. The Training.

A. THE PURPOSE

The purpose of this training conference was to offer young people an opportunity to grow spiritually and to learn how to use 5-Day Club ministry to bring the children to Christ during this Conference, the young people received training of using visualized Bible lessons, telling missionary stories, and teaching songs and Bible verses.

B. THE PERSONNEL

The personnel of this Conference made up of seven staffs. There are Sam Summers, Connie Pittman, Teresa Moynihan, John Breitmeier, Donaldda Breitmeier and Pam Burbank. The responsibilities of these staffs are divided into seven areas. They are Outreach Director for Pacific Conference, 5-Day Club Director, Supervisors, Master Storytellers, Family Devotions, Fireside Speakers, and Food. The personnel is made up of seven Evangelical Church members. The arrangement of this position was as following:

Outreach Director for Pacific Conference	Sam Summers.
5-Day Club Director	Connie Pittman.
Supervisors	Sam Summers, Connie Pittman, Teresa Moynihan.
Master Storytellers	Lisa Unruh, Teresa Moynihan.
Family Devotions	Rotated between staff.
Fireside Speakers	John and Donaldda Breitmeier.
Food	Pam Burbank.

C. THE SCHEDULE

This 5-Day Club Training Conference began from Friday, June 24th. to Friday, July 1st. 1983. Other than the first

and last day, each day the schedule started at 7:00 a.m. and ended at about 10:30 p.m.. The whole Conference lasted for about eight days.

The significance of the Conference was that the schedule included variety of programs to train the young people. Devotions, either personal or family were arranged everyday, both in the beginning and the ending of the day. The training sessions of Bible stories, missionary stories, games, and memory verses were the main body and were arranged from the first to the seventh day. The five field and practical training programs began on the fourth to the eighth day. Each day the training program lasted for about two hours (from 1:30-3:30 p.m.). Preparation time was arranged from the second day. It provided a time for personal and team work for preparing materials. Free time and study time were also arranged for personal need. Question and review were scheduled on the last two days for final evaluation. Interesting names were given to the different programs. For instance, in devotion, the different names stated in the schedule included, "Looking ahead," "Private Devotion," "Family Devotion," "Fireside," and "Sing and Share." The detail schedule of the program was shown in Appendix D.

D. THE MATERIAL

Child Evangelism Fellowship Inc. has five basic serials kits to reach the children. They are "Wordless Book Visualized Kit," "Children Of The Bible Kit," "Lost And Found Kit,"

"Knowing Christ Kit,:" and "My Wonderful Lord Kit." According to the materials arrangement, the "My Wonderful Lord Kit" was to be used for this 1983 summer Training Conference. In addition, other materials such as handouts were prepared by the Christian Education of Pacific Conference Evangelical Church which co-sponsored this 5-Day Club Training Conference.

1. My Wonderful Lord Kit

The "My Wonderful Lord Kit" consisted of five Bible stories, one missionary story, and one visualized song. The Bible stories were: "Wonderful," "Counselor," "Mighty God," "Everlasting Father," and "Prince Of Peace." Each of the Bible stories had its main goal and biblical passage. The "Wonderful" story was based on John 4:1-39. The goal was to lead the children to know the wonderful Saviour, the Lord Jesus. The "Counselor" story used Luke 10:25-37. The goal was to teach the children to seek biblical advice. The "Mighty God" story based on Mark 4:35-41. The aim was to lead the children to believe that the Lord Jesus is strong enough to help them as winners over every problem. The "Everlasting Father" story based on Luke 15:12-24. Its goal was to help the children to understand that confession of sin kept them in right relationship with the Everlasting Father. The "Prince Of Peace" was used John 13:1-3, 31-37; 14:1-6, 16-31; and 16:7-33. Its main purpose was to encourage the children to trust God and began to experience inner peace (George, 1973:3-12).

The missionary story was "Hudson Taylor." It was divided into five serials. There were: "The Boy's Desire," "The Young Man's Faith," "The Young Missionary's Journey," "Missionary's Reward," and "The Missionary's Faith Proved." This missionary story was to awake and to bring the children to a deep and lifelong interest in missionary effort. It was the purpose that they would learn and hear the call of God and become the missionaries of the next generation (Kiefer, 1973:2).

The visualized song, "Wonderful Counselor," was the theme song for the Conference. The theme song was closely related to the names of Christ. The names of Christ was from Isaiah 9:6. They were: "Wonderful," "Counselor," "Mighty God," "Everlasting Father," and "Prince Of Peace" (see Appendix E).

2. Handouts

In addition to the main materials from the "My Wonderful Lord Kit," the Christian Education of Pacific Conference prepared differences handouts which provided information and resources for the trainees to minister the 5-Day Club during the field training. These handouts contained two main areas.

- a. The General Information, b. The 5-Day Club Information.

a. The General Information

The general information supplied information for understanding the children's characteristics, as well as, the solutions of the problems which the trainees would meet during the 5-Day Club. The handouts included "Key Characteristics

Chart," "Foresight Into Problems," and "Open Air Work."

The "Key Characteristics Chart" stated the general developmental stages of children from the age of one to eleven. It included their physical, mental, social, emotional and spiritual development (see Appendix F). The "Foresight Into Problems" helped the trainees to aware of the kinds of situation which would be happened during the Club. For instance, how to handle the situation-when there was no children attended, as well as, the dicipline problems (see Appendix G). The "Open Air Work" consisted of resources and instructions of reaching other children when none came to the Club (see Appendix H).

b. The 5-Day Club Information

These handouts helped the trainees to know how and when to present their parts within the Club. The resources could be divided into four main areas. They were (1) Opening Materials, (2) Memory Verse Materials, (3) Bible Story Materials and (4) Game Materials (see Appendix I).

(1) Opening Materials

The main work during the Opening was to do registration work. It included filling out the attendance sheets and dividing the children into two teams. The name tags, which would be made by the trainees, were be given during this time. Two attendance sheets, one was for the conference records the other was for the local church to do the follow-up work (see Appendix J). Songs such as, "Turn Your Eyes Upon Jesus,"

"God Is So Good," and "Whisper A Prayer" were he sang during the Opening Session.

(2) Memory Verse Materials

Altogether there were five memory verses. Each of them was used during the Club. These verse were:

"For God so loved the world, that he gave his begotten Son, that whosoever believeth in Him should not perish, but have everlasting life" (John 3:16).

"If ye know these things, happy are ye do them" (John 13:17).

"In all these things we are more than conquerors through Him that loved us" (Romans 8:37).

"If we confess our sins, He is faithful and just to forgive us our sins, and to cleanse us from all unrighteousness" (1 John 1:9).

"Thou wilt keep him in perfect peace, whose mind is stayed on thee: because he trusteth in thee" (Isaiah 26:3).

These verses were stated in the "My Wonderful Lord Kit." However the Training Conference printed them in the memory verse tokens (see Appendix K).

(3) Bible Story Materials

Altogether there were five Bible stories. They were: "Wonderful," "Counselor," "Mighty God," "Everlasting Father," and "Prince Of Peace." They were used during the Bible Story Session. After the stories, the trainees would use the resources in the "Study Guide: For The Leading A Child To

Christ Test" and "Leading A Child To Christ Test" sheets to help the children to make decisin (see Appendix L).

(4) Game Materials

The Game Materials included "Memory Verse Game," "Review Game," and the "Contest Game." The "Memory Verse Game" materials were used in the Memory Verse Session. These games comprised "World," "Sword Of The Word," "Soap," "Crown, The Prince Of Peace," and the other which without name. The "Review Game" materials included "Living Water," "Wonderful Counselor," "To Safety," "Going Home," and "From Problems To Peace." They were used after the Bible stories. (see Appendix I). The "Contest Game " was called "Race To China." It was played after the missionary story (see Appendix M).

E. THE TRAINING PROGRAM

The training program session was the core of the whole program. It equipped and trained the trainees for the subsequent 5-Day Club ministry to reach the children. This program could be classified into three basic catergories. It began with the training of the most basic administrative work then the mastering of program, and finally to the follow-up work.

I. Administrative Work

The administrative work included two separate areas, First of all, the trainees must learn how to share their need of children ministry to their local church. Secondly,

they learned to do the registration work during the 5-Day Club ministry.

a. Presenting The Need

The trainees first learned to share and present their visions of children work and the needs of Summer Missionary Ministry to their church. The trainees were to raise prayer and financial support for this children ministries. The Conference provided training to the young people to present their need. The training was concentrated on the first night of "Slide - Tape Presentation" hour. During this hour Sam Summers the Outreach Director for Pacific Conference, showed the way to present the need. The trainees could also request Pacific Conference to use the slides and tapes for their presentation.

b. Registration

The trainees learned the way to register the children during the 5-Day Club. The registration training were provided during the "How To Register Child" and "Club Demonstration" hours. In the "How To Register Child" hour, the trainees were reminded to have a positive and right attitude to the children. For instance approaching them with a smiling face and explaining the registration procedure to them with a cleared voice.

The registration training also included the inquiring and filling of information such as: name, age, church affiliation, address, attendance, hostess, and decision for

Christ, in two different colors--green and pink-- attendant sheets (see Appendix J). These resources were important, useful and helpful for arranging the children into two different teams, the "Highflyer" and the "Captain's Crew." The distinction of the teams was by two different designs of the name tagges (see Appendix N and O). In addition, the green attenant sheet was for the Conference records, and the pink attendant sheet was for the local church to do the follow-up work.

During the "Club Demonstration" hour, the trainer demonstrated all the necessary steps of registering the children. For instance, the trainees were acted as the children and the trainer did the registration work. It let the trainees to discover the kind of situation which they would encounter at the field.

2. Mastering The Program

The trainees learned how to do preparation work, runing the 5-Day Club, and foresight into problems.

a. Preparation Work

Inorder to master program, the trainees first needed to do some degree of preparation work. The preparation work included preparing materials, and memorizing the necessary theory of 5-Day Club ministry.

(1) Materials

The training of preparing the materials was arranged on the second day of the Conference. The work were done during

the "Preparation Of Visuals And Games" and "Briefing On Games, Contest, Songs" hours. Every member must involved either in the designing, writting, or drawing groups. The materials which they need to make included song aheets, memory verse game materials, review game materials, contest game materials and name tagges. These finally completed materials were from the reault of their creative and cooperative group work.

The trainees prepared and wrote the song on different large pieces of paper. These song sheets included, "Rive Of Life," "I Am A C," "King Of Kings, And Lord Of Lords," "For God So Loved The World," "My God Is So Big," "Silver And Gold," "I Am The Reaurrection," "Jesus Name Above All Names," "I'm In The Lord's Army," "Seek Ye First," "Heavenly Father I Appreciate You," "Allelu, Allelu, Allelu, Allelua - Praise Ye The Lord!," "I Wish I Were A Butterfly," "Jesus Loves Me," "Turn Your Eyes Upon Jesus," "God Is So Good," "Whisper A Prayer," and "Wide, Wide, Wide, As The Ocean" were written in different big pieces of paper.

The Memory Verse Game" materials and "Review Game" materials were either made in real objects by card board or by drawing the pictures on papers. The objects making of the "Memory Verse Game" materials included the "globe," "sword," and "crown." The pictures during of the "Memory Verse" materials included "bubble of soap" and "a writting word of sin" and the "Review Game " materilas were "well," "space toward the Bible," "waves of sea," "toward a home," and "a maze."

The "Contest Game" of "Race To China" was drawn on two card boards joined together for convenience to fold and carry.

Two different name tags, "Highflyers" and "Captain's Crew" were made. The "Highflyers" used an air plane for its design and the "Captain's Crew" used a boat for the design (see Appendix N and O).

The purpose of making materials were to train and teach the trainees to make their own set of materials for the 5-Day Club ministry. Altogether they made seven sets of materials. Hence, at the end of Conference, each of them would have a set of materials which ready to be used.

(2) Theory

Basic theory for mastering the 5-Day Club were instructed. These theories included "Foresight Into Problems," "Open Air Work," "Children's Characteristics," and "Leading A Child To Christ." The theories of "Foresight Into Problems" and "Open Air Work" helped the trainees to learn how to deal with the discipline problems, how to do the visitation work, and when and how to do the open air work (see Appendix G and H). In the theory of "Children's Characteristics," they learned the different needs and characteristics of the children in their personal developmental stages (see Appendix F). It helped the trainees to do personal work according to the children's needs. From the theory of "Leading A Child To Christ," the trainees also learned the reasons that the children needed salvation, counseling and it was also necessary to give

invitation for the children. Examination which based on the theory of "Leading A Child To Christ" was given (see Appendix L). Every trainee must first pass the examination in order to qualify to lead the decision time. Those who passed the examination would also received a Congratulation letter on the last day of the Conference (see Appendix Q).

b. 5-Day Club Training Program

Trainees were equipped to tell the stories, lead the memory verses and games, as well as, leading the children to make decision. The sessions of "How To Tell A Story," "Club Demonstration," and "Team Preparation With Supervisor" trained the trainees to tell Bible and missionary stories.

(1) Stories

During the hours of "How To Tell A Story" a method which used three "P's" was introduced. This three "P's" stood for "Preparation," "Parts," and "presentation." The trainees used this method to prepare the stories.

"Club Demonstration" hours were arranged every day. Each time the trainees would demonstrate the telling of Bible story and the missionary story which would be used in the following day 5-Day Club ministry. In addition to tell the whole stories once, they would also show the way to present an introduction in order to attract the children's attention, as well as, using the facial expression, vocal expression and the way to lead the stories to the highlight.

Trainees would make use of the "Study Time" to study the stories and tried it with another trainee or an object - such as a tree. It helped the trainees to be acquainted with the stories. During the "Team Preparation With Supervisor" hours every trainee needed to tell the story by memory to supervisor. The hours were arranged just before the 5-Day Club hours.

(2) Memory Verses

During the "Club Demonstration" hours, the trainers showed the way to lead the children to memory the scripture verses. They would lead the children, who were played by trainees, to read a verse together for several times and also explained any words that the children might not understand. After the reading and explanation, the trainees used the "Memory Verse Game" to provide an opportunity for the children to try out the verse verbally. Everyday the children would receive a memory verse token (see Appendix K) before they left the Club. It would help the children to recite the memory verse for the next day. The trainees could also discover their own and new way to lead the memory verse during the 5-Day Club.

(3) Games

Three games would be played during the 5-Day Club. They were "Memory Verse Game," "Review Game," and "Contest Game." The trainees to play and lead these games during the "Club Demonstration" hours.

During the "Memory Verse Game" hours, the trainees learned to use the objects of the "Memory Verse Game" to arouse the children's interest to memory the verse that they presented (see Appendix I).

In the "Review Game" hours, the trainees learned to ask the questions which would help the children to review the stories. This was a team game and points were given for the teams which answered the questions correctly. The points would be accumulated in the "Contest Game."

"Contest Game" hours, the trainees learned to motivate the children's attendance, recitation of memory verses and bring friends to the Club (see Appendix M).

(4) Decision

During the hours of "Leading A Child To Christ," the trainees received the challenge, vision and importance of leading the children to Christ. They acquired the method of presenting the Five Basic Elements of the plan of salvation to the children, giving a personal decision invitation to them, and using the follow-up materials in counseling procedure (see Appendix L).

c. Foresight Into Programs

This training session provided some information to handle the situation when no children came to the Club, as well as, discipline problems.

When no children came to the Club, the trainees were trained to visit other children and invited them to the next

meeting of the 5-Day Club through the Club invitations (see Appendix P). The visitation could be made in home, park, beach or even on the street. In addition, the trainees could do open air work, that was, tell a story within three to five minutes through the Wordless Book to reach out the children wherever they were found (see Appendix G).

The discipline instruction were for preventive measures rather than punishment for "improper behavior." The trainees needed to know the kinds of problems which they would encounter either from the area of circumstance, the children or the teacher (see Appendix G). Such incidents included the distraction of noise and sight from the area, or facing the overactive children, as well as, the use of threats inflict physical punishment by the teachers.

All these training built the trainees to have more confidence in understanding and overcoming the difficulties and problems during the 5-Day Club.

3. Follow-Up Work

The follow-up work of 5-Day Club ministries could be done in either the co-sponsored churches or the Good News Club.

a. Co-Sponsored Church

Information such as the children's names, addresses and their decisions which received during the registration and decision time--the pink attendance sheets--were sent to the co-sponsored churches for the further follow-up work (see Appendix J).

b. Good News Club

The 5-Day Club can also be followed up by the Good News Club in the following fall and spring which was sponsored by Child Evangelism Fellowship Inc.. It is a weekly one-hour home Bible classes which meets during the school year. Like the 5-Day Club, the Good News Club centers around a Bible lesson, includes songs, missions, games, memory verses other aids to learning. Boys and girls gather with their playmates and friends to sing, learn Bible verse, and see a visualized Bible story. It provides the setting for the saved child to learn, to serve and to grow in his new life and to become a true disciple of Jesus Christ!

F. THE FIELD TRAINING

The field training included the program of 5-Day Club and Open Air Work. This field trainings provided opportunities for the trainees to practice their knowledge and learning. The trainees were divided into four teams. Each of the teams consisted of two trainees and one supervisor. Their fields were prearranged by the Pacific Conference Evangelical Church.

Beginning from the fourth day of the Conference, the trainees involved in the field training program. The field training of 5-Day Club could be divided into five areas. They were, registration work and leading songs during the opening session; leading memory verses in the memory verse session; telling the stories during the Bible story and missionary time sessions; leading games in the surprise time

and closing time sessions; and leading the children to make decision and doing the counseling work during the decision time session.

On the first two days of the 5-Day Club, the two trainees did the registration work with the supervisor, as well as, telling a different story on each day, either the Bible or missionary story separately and alternately. During these days the supervisor in charged most of the parts of the 5-Day Club program. On the second day, in addition to the 5-Day Club, the supervisor (trainer) showed and led the trainees to do the visitation work and open air work. Hence, they met half an hour early before the Club ministry for this purpose.

During the third day, in addition to telling the stories, the trainees in charged more parts of the program, leading the songs and prayer in the opening session and leading the memory verse and memory verse game. The rest of the program was still under the supervisor's responsibility.

The trainees began to take over the entire program on the fourth and fifth days. The addition responsibilities were the leading of the games in the surprise time session and the closing time session. On the fourth day, It was important to note that the trainees who passed the test of the "Leading A Child To Christ" material gave the invitation to the children and counseled them after they had made the decision.

The detail responsibilities of trainees and supervisor can be classied in the following chart.

	TRAINEE	SUPERVISOR
1st. & 2nd. DAYS.	"OPENING"-REGISTRATIN. "BIBLE STORY." "MISSIONARY TIME"- MIDDIONARY STORY "BEFORE YOU LEAVE." "THINK ABOUT YOUR CLUB."	"OPENING." "MEMORY VERSE." "SURPRISE TIME." "CLOSING TIME." "BEFORE YOU LEAVE." "THINK ABOUT YOUR CLUB."
3rd. DAY.	"OPENING." "MEMORY VERSE." "BILBE STORY." "SURPRISE TIME"-SONGS. "BEFORE YOU LEAVE." THINK ABOUT YOUR CLUB."	"SURPRISE TIME"-QUESTION. "CLOSING TIME." "BEFORE YOU LEAVE." "THINK ABOUT YOUR CLUB."
4th. & 5th. DAYS.	"OPENING." "MEMORY VERSE." "BIBLE STORY." "SURPRISE TIME." "MISSIONARY TIME." "CLOSING TIME." "BEFORE YOU LEAVE." "THINK ABOUT YOUR CLUB."	OBSERVING, HELPING, AND SUPPORTING:

VI. EVALUATION AND SUGGESTION

A. EVALUATION

Personally, I feel that this Summer Ministries Of 5-Day Club Training Conference is very meaningful and significant. There are four areas, which I consideered, have made this program effective ministry.

1. Staff

This club had excellent and committed trainers. Their works have revealed their profound experience. For instances, during the "Story Telling" and the "Club Demonstration" sessions, the trainers manifested their experty through the mastering of the content and context of the stories, the facial and posture expression, the tone, the use of visual materials, and the control of time. Theyarose the trainees' attention and emotion and showed the good example of preparing and presenting the stories and materials.

2. Schedule

The schedule was well arranged. It covered a great variety of learning and interesting topics. It provided both the theory, as well as, the practical experience sessions, group work and personal time. Different and exciting topics were used. For instances, the used of the "Rise And Shine," "Family Devotion," "Fireside," and "Sing And Share" for describing the devotion hour.

3. Material

The material were colorful and attractive. It could easily attract the children's interest and involvement. Games and contest have been creatively used throughout the whole program to maintain and motivate the children's interest.

The handouts for the trainees were clear, meaningful and useful. They provided important instruction and information for certain topics and learning.

4. Field Training

Field training gave important personal experience for the trainees. They learned not only the theory but they had the opportunity to try it out. Before each field training session, the trainees were given opportunity to tell the story once to their supervisors. It built up their confidence and well prepare them before they went to the field. The trainees' responsibility increase gradually in the field work. At the last two days of the 5-Day Club, the trainees were fully responsibility for the whole program. They would acquire good experience after the program for the benefit of their later ministry at the church.

B. SUGGESTION

There are two suggestions which I will like to make for the training program.

1. Visitation

The "Open Air Work" has suggested a good method of invitation. However, it will be better if the supervisor will first lead and show the trainees how to do it. It will also be beneficial to schedule and use the "Free Time" on Sunday to visit the neighbourhood where the 5-Day Club will be held. They can advertize, visit, invite, and give invitation cards to the neighbouring children and families. It will inform the parents and prepare the children for the 5-Day Club which will be held on the following days.

2. Songs

When introducing a new or theme song, the trainers should teach it more than three times. It will help the trainees to learn and master the songs.

V. SUMMARY AND CONCLUSION

This final chapter will begin by briefly reviewing the summaries of the preceding compilation and postulation. A final conclusion will then be elicited. Suggestions for further study will be proposed.

A. SUMMARY

Chapter one focus on the problem of children and limitation of the project. The 5-Day Club is seen as a good ministry to reach the unsaved children and nurture the saved children. The setting is based on a Christian home which will provide warm and neutral enviroment to reach the children and help them to respond to Christ's salvation.

In chapter two, it is clear that 5-Day Club is belong to the Child Evangelism Fellowship Inc.. The purposes and the biblical principles of 5-Day Club are to evangelize the children by using the well developed five serials kits of 5-Day Club materials. These materials are "Wordless Book Visualized," "Children Of The Bible," "Lost And Found," "knowing Christ," and "My Wonderful Lord." In addition, the main and local offices of the Child Evangelism Fellowship are showed in the Appendix A. Materials and assistance can be located from them.

Chapter three compiled and presented the Training Conference at River Retreat House, Oregon, which I attended. The compilation included the materials which were used during

the Conference. The personnel, schedule, and material are important resources to make the Conference an effective ministry. The core of this Conference is the training program. The trainees came from different churches (the co-sponsored churches). They learned to do the administrative work and mastering the program of reaching the children through the 5-Day Club. During the five field training days the trainees learned to take up entire responsibility from the trainers (supervisors) gradually.

In chapter four, Personal evaluation is made. The arrangement of staff, schedule, material and field training helped to make the whole Training Conference effective. Suggestion for more preparation in visitation and songs are necessary.

B. CONCLUSION

From this project, the effectiveness and usefulness of the 5-Day Club can be seen in two ways. First of all, 5-Day Club has a strong concern on the children salvation. It develops a good systematic materials and training program to fulfill this purpose. These materials included both evangelize and follow-up. The materials of "Wordless Book Visualized," "Children Of The Bible," "Lost And Found," "Knowing Christ," and "My Wonderful Lord" are arranged in a complete cycle of five years. Undoubtedly, 5-Day Club is not the only method to reach children; however, it is an useful, powerful, effective, and systematic method to

evangelize and reach the children.

Secondly, 5-Day Club helps to promote church growth. Child Evangelism Fellowship is a para-church organization. They seek to cooperate with the local church to reach out the children in the communities (Walvoord, 1979:21). The 5-Day Club encourages regular Sunday School attendance. The young converts (saved children) from the Club ministry will be fed and follow up by Sunday School and churches. Through the children, entrance is also often gained to the whole family, who may be unsaved yet! Many times the children's own witness is result in the salvation of parents. The 5-Day Club used and trained church members to serve and reach the children. The young people were trained in the Conference and further challenge for full-time service. The hostesses of the 5-Day Club are the church members who interest in the spiritual welfare of the children. The challenge and enthusiasm of these churches members will help the churches to grow.

C. SUGGESTIONS FOR FURTHER STUDY

In the compilation of 5-Day Club my personal suggestions for further exploration in the 5-Day Club ministry include,

1. Make a survey of the result of this method in helping the church growth.
2. Make comparison study of this ministry with other method which concern with children ministry.

BIBLIOGRAPHY

- CEF Press Catalog--A Ministry of Child Evangelism Fellowship Inc.. Missouri: Child Evangelism Fellowship Inc., n.d.
- George, Alan D. My Wonderful Lord. Missouri: Child Evangelism Fellowship Inc., 1973.
- Kiefer, James S., and Kiefer, Velma B. Hudson Taylor. Missouri: Child Evangelism Fellowship Inc., 1973.
- Lindsell, Harold., ed. Harper Study Bible--Revised Standard Version. Michigan: Zondervan Bible Publishers, 1977.
- Schwarm, Dennis. Letter to author. 21 November 1983.
- serves the Church. Missouri: Child Evangelism Fellowship Inc., n.d.
- Statement of Faith. Missouri: Child Evangelism Fellowship Inc., n.d.
- Walvoord, John F. Evangelize Children?. Missouri: Child Evangelism Fellowship Inc., 1979.
- Who Cares?. Missouri: Child Evangelism Fellowship Inc., n.d.
- Zuck, Roy B., and Clark, Robert E. Childhood Education in the Church. Chicago: Moody Press, 1975.

APPENDIX

- A. Addresses of Child Evangelism Fellowship Inc. Offices.
- B. Addresses of Board of Trustees of Child Evangelism Fellowship Inc..
- C. The Conference Application Form.
- D. Summer Ministries Training Conference.
- E. The Theme Song: Wonderful Counselor.
- F. Key Characteristics Chart.
- G. Foresight Into Problems.
- H. Open Air Work.
- I. Summer Ministries-1983 (Daily Club Guide).
- J. The 5-Day Club Attendance Sheet.
- K. Memory Verse Tokens.
- L. Study Guide: For The Leading A Child To Christ And Test Sheets.
- M. The Instructions of Contest.
- N. Name Tag--Highflyers.
- O. Name Tag--Captain's Crew.
- P. The Invitation of 5-Day Club.
- Q. Congratulation letter.

A. ADDRESSES OF CHILD EVANGELISM FELLOWSHIP INC. OFFICES

1. Main Office

Child Evangelism
Fellowship Inc.
Warrenton,
Missoure 63383

2. Local Offices

Missouri

Frank Dilleay
P.O. Box 308
Republic, MO 65738
(417) 732-6237

Montana

Arnold Karch
4311 Linney Rd.
Bozeman, MT 59715
(406) 388-4744

Nebraska

Orval Janzen
Box 1883
Lincoln, NE 68501
(303) 935-5880

Nevada

William Smith
1720 N. Laurel
Boise, ID 83704
(208) 376-4624

New Hampshire

Peter Weeman,
Apt. 34 Franklin St.
Concord, NH 03301
(603) 225-3786

New Jersey

Osborne Buchanan
16A Evergreen Rd.
New Egypt, NJ 08533
(609) 758-3338

New Mexico

Wayne Sander
4900 Hilton Ave NW
Albuquerque, NM 87110
(505) 881-9848

New York

Robert Howe
RD No. 1, Box 937
Afton, NY 13730
(607) 639-2726

North Carolina

Robert Gower
4001 Rock Quarry Rd.
Raleigh, ND 58591
(701) 223-6175

Ohio

Stan Butchar
16940 Murphy Rd.
Sunbury, OH 43074
(614) 965-4383

Oklahoma

David Bandimere
3624 NW 25th. St.
Oklahoma City,
OK 73107
(405) 946-7735

Oregon

Jamie France
P.O. Box 7541
Salem, OR 97303
(503) 364-6499

Pennsylvania - Eastern

Mable Ruth Wray
P.O. Box 4375
Harrisburg, PA 17111
(717) 642-7542

Pennsylvania - Western

Richard Walker
9611 Perry Highway
Pittsburgh, PA 15237
(412) 366-6187

Rhode Island

Joseph Gray
P.O. Box 245
Ashaway, RI 02804
(401) 377-2300

South Carolina

Chuck Martinez
P.O. Box 585
Cayce, SC 29033
(803) 794-4431

South Dakota

Arnold Janzen
P.O. Box 627
Huron, SD 57350
(605) 352-8311

Tennessee

Al Kent
114 Harkins Dr.
Lebanon, TN 37087
(615) 444-4494

Texas - East

Charles Swett
32 Piney Point
Conroe, TX 77301
(713) 756-7585

Texas - West

William Ahitener
4027-34th. St.
Lubbock, TX 79413
(806) 797-0313

Utah

P.O. Box 8054
Salt Lake City,
UT 84108
(808) 621-7895

Vermont

Gareth Tobin
RD No. 1, Allen Dr.
Randolph, VT 05060
(802) 728-5755

Virginia

William Allen,
Chm. 807 Penola Dr.
Richmond, VA 23229
(804) 740-4614

Washington

Gordon Hanson
P.O. Box 777
Yakima, WA 98907

Washington D.C.

Elsie Erickson
1003 K St. NW, Suite 803
Washington, DC 20001
(202) 628-0863

West Virginia

Robert Barram
Route 3, Box 212A
Bridgeport, WV 26330
(304) 592-0773

Wisconsin

Robert Dolgner
306 Parallel St.
Beaver Dam, WI 53916
(414) 885-4328

Wyoming

Herman Klassen
P.O. Box 1823
Casper, WY 1823
(307) 234-6702

B. ADDRESSES OF BOARD OF TRUSTEES OF
CHILD EVANGELISM FELLOWSHIP INC..

Dr. B. L. Bostright
Route 2, Box 274
Sedalia, MO 65301
(816) 827-1298 (Home)
(816) 827-1235 (Office)

Mr. Chas H. Burmeister
10345 Richview Drive
St. Louis, MO 63127
(314) 966-4567 (Home)
(314) 664-7000 Ext. 409

Mr. Jack Chandler Deecolor
4610 Red Arrow Hwy.
St. Joseph, MI 49085
(616) 225-1469

Mr. Paul Duckworth
Box 387
Napa, CA 94559
(707) 225-1469

Col. George B. Farrar
829 Wilton Place
Shreveport, LA 71107
(318) 424-4235

Mr. Shelton Fontenot
Star Route 1, Box 172
Reeves, LA 70658

Mr. Ralph Garwood
Amelia
NE 68711
(308) 348-2661

Mr. Bob Hearing
2201 Pebble Beach
Kokomo, IN 46902
(317) 453-5259 (Home)
(317) 455-0385 (Office)

Dr. Glenn M. Hultgren
100 Columbia Road
Ft. Collins, CO 80521
(303) 482-0083 (Home)
(303) 493-6363 (Office)

Mr. Harvey Lingersoll
8741 Colfax Avenue S.
Bloomington, MN 55420
(612) 888-1074

Mr. Reese Kauffman
1092 Third Avenue S.W.
Carmel, IN 46032
(317) 773-8184 (Home)
(317) 844-3337 (Office)

Mr. Robert Leasure
2130 Grace Drive
Indiana, PA 15701
(412) 463-7816 (Home)
(412) 463-3797 (Office)

Mr. Lowell F. Loeffler
1443 West Lindon
Fremont, NE 68025
(402) 721-6013 (Home)

Mrs. Ruth P. Overholtzer
300 E. Church St. No. 812
Orlando, FL 32801
(305) 425-1033

Mr. Ford Patterson
306 Pleasant Creek Rd.
Rogue River, OR 97537
(503) 582-1144

Mr. Delmar Phillips
11686 O'Connor Rd.
San Antonio, TX 78233
(512) 629-2613 (Home)
(512) 655-3884 (Office)

Mr. Loyd Sutherland
1304 N. Meade St.
Arlington, VA 22209
(703) 243-2336 (Home)
(202) 633-5015 (Office)

Mr. Hal Woods
Box 617
Clarkesville, GA 30523
(404) 754-2921 (Home)
(404) 754-3281 (Office)

Dr. George Doxsee
Box 215
Islington M9A 4x2
Ontario, Canada

SUMMER MINISTRIES
TRAINING
INVOLVES:

*FIVE-DAY CLUBS

A Five-Day Club meets in one location for five consecutive days.

Through the use of visualized Bible lessons, Missionary stories, songs, and Bible verses, children are given the opportunity to receive Christ as Saviour and to grow spiritually.

1983 Summer Material:

"My Wonderful Lord"
Bible Series

"Hudson Taylor"
Missionary stories



*Trademark of Child Evangelism
Fellowship.

Admission is open to all regardless of race, color, or national origin.

PACIFIC CONFERENCE
EVANGELICAL CHURCH



TEACHING YOUNG PEOPLE FOR
WORK IN YOUR LOCAL CHURCH

June 24 - July 1, 1983

Registration: 4:00 p.m.
Friday

At: River Retreat House
17971 S.E. River Road
Milwaukie, OR 97222

Phone: 653-0535
(Connie Pittman,
Director)

Cost:	Room and Board	\$68
	Materials	5
	Teaching Packet	18
	Insurance	3
	TOTAL	\$94*

*Additional cost is subsidized
by the Board of Christian
Education.

C. THE CONFERENCE APPLICATION FROM (front).

APPLICATION DEADLINE - MAY 31, 1983

I would like to attend the Summer Ministry Training Conference, June 24-July 1, 1983.
(This training is for High School and College young people.)

I will make myself available to teach three 5-Day Clubs in my home church as
arranged in conjunction with my pastor and church staff.

I will sponsor a young person from my church to attend the Summer Ministry
Training Conference, cost: \$94.00

NAME _____ PHONE _____

ADDRESS _____

LOCAL CHURCH _____ YEAR IN SCHOOL _____ AGE _____

(Detach and give to your pastor)

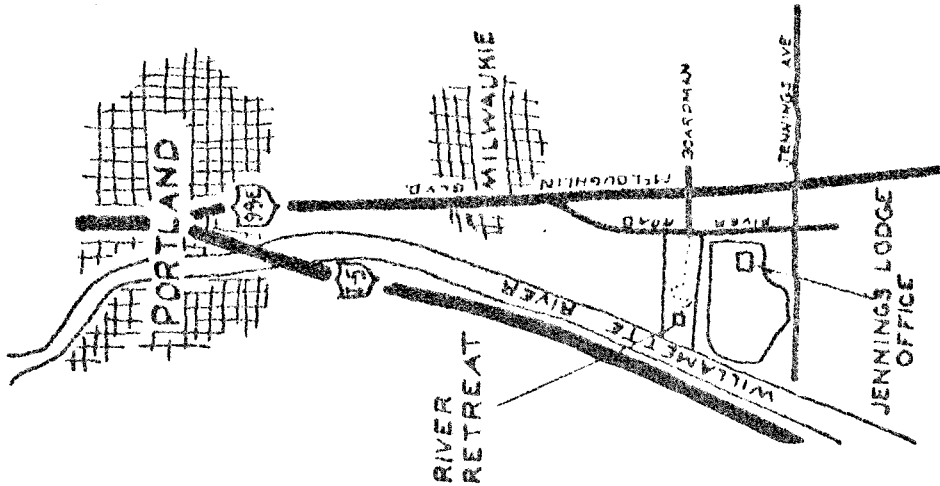
C. THE CONFERENCE APPLICATION FROM (back).

WHAT WE'RE OFFERING YOU...
is an opportunity to grow
and an opportunity to serve.



SUMMER MINISTRIES
5-DAY CLUB
TRAINING CONFERENCE

June 24 - July 1, 1983



How to Find: River Retreat is three miles north of Oregon City and three miles south of Milwaukie. From Portland drive south on McLoughlin Blvd. to Boardman. Turn right and drive to River Road. Looking across River Road you will see the entrance to the Center.

Pastoral Recommendation of Applicant:

I believe this applicant is willing to make a commitment to a concentrated effort in receiving training, open to instruction and guidance, and available for local church 5-Day Clubs after receiving the necessary training.

Pastor's Signature _____

I agree to the commitment above.

Applicant's Signature _____

D. SUMMER MINISTRIES TRAINING CONFERENCE.

Schedule - 1983

Friday, June 24

4:00 - 6:00 Registration and unpacking
 6:00 - 6:30 Dinner
 7:00 - 7:30 Get acquainted - Sam Summers
 7:45 - 9:30 Training Session:
 "How to tell a story" - Lisa Unruh
 Slide-Tape presentation - Sam Summers
 9:30 -10:00 Fireside - John and Donalda Breitmeier
 -10:00 Refreshments
 -10:45 Lights out

Saturday, June 25

7:00 Rise and shine - private devotions
 8:00 Breakfast
 9:00 - 9:30 Looking ahead
 9:30 -10:30 Briefing on games, contests, songs
 10:30-12:00 Preparation of visuals and games
 12:00-12:45 Lunch
 1:00 - 5:00 Preparation of visuals and games
 6:00 - 6:45 Dinner
 7:00 - 9:15 Training Session:
 "Leading a Child to Christ" - Connie Pittman
 Club Demonstration - Teresa Moynihan and Lisa Unruh
 9:30 -10:00 Fireside - John and Donalda
 -10:45 Lights out and quiet conversation

Sunday, June 26

7:00 Rise and shine - private devotions
 8:00 Breakfast
 9:00 Depart for Sunday School and church at Oregon City Evangelical
 12:30 Lunch
 1:00 - 2:00 Study leading a child to Christ material
 2:00 - 5:30 Free time
 6:00 Dinner
 7:00 - 9:00 Training Session:
 Club demonstration - Lisa and Teresa
 9:30 Sing and share
 10:30 Lights out and in bed.

1983 Training Conference Schedule (cont.)

Monday, June 27

6:45 Rise and shine
 7:30 Private devotions
 8:00 Breakfast
 8:15 Family devotions - Connie Pittman
 8:30 Clean - up
 8:45 Training Session:
 "How to register children" - Teresa
 "How to discipline" - Sam
 "Foresight into Problems" - Sam
 10:00 Study time ALONE
 11:00 Team preparation with supervisor
 11:30 Lunch
 1:30 - 3:30 Field training at Oregon City *
 3:30 - 6:00 Free time (study)
 6:00 Dinner
 6:30 Organized games - Connie
 7:30 - 8:30 Training Session:
 Club demonstration - Teresa and Lisa
 9:00 - 10:00 Fireside - John and Donald
 10:30 Quiet conversation, lights out in sleeping area

*Note: The Directors and supervisors will meet each day after the field training to discuss the club and share needs for the next day.

Tuesday, June 28

6:45 Rise and shine
 7:30 Private devotions
 8:00 Breakfast
 8:15 Family devotions - Sam Summers
 8:30 Clean - up
 8:45 Training Session:
 Review for test - Connie
 10:00 Study time alone
 11:00 Team preparation with supervisors
 11:30 Lunch
 1:30 - 3:30 Field training
 3:30 - 5:30 Free time (study)
 5:30 Dinner
 6:00 Study
 6:30 - 7:30 Training Session:
 Test - "Leading a Child to Christ" - Sam and Connie
 7:30 - 8:30 Club Demonstration - Teresa and Lisa
 9:00 - 10:00 Fireside - John and Donald
 10:30 Quiet conversation, lights out in sleeping area

1983 Training Conference Schedule (cont.)

Wednesday, June 29

6:45 Rise and shine
 7:30 Private devotions
 8:00 Breakfast
 8:15 Family devotions - Teresa
 8:30 Clean - up
 8:45 Training Session:
 "Open Air Work" - Sam
 "Children's Characteristics" - Connie
 10:00 Study time alone
 11:00 Team preparation with supervisor
 11:30 Lunch
 1:30 - 3:30 Field training
 3:30 - 5:30 Free time (study)
 5:30 Dinner
 6:00 Study
 6:30 - 7:30 Organized games
 7:30 - 8:30 Training Session
 Club demonstration - Lisa and Teresa
 9:00 - 10:00 Fireside - John and Donald
 10:30 Quiet conversation, lights out in sleeping area

Thursday, June 30

6:45 Rise and shine
 7:30 Private devotions
 8:00 Breakfast
 8:15 Family devotions - Connie
 8:30 Clean - up
 8:45 - 11:00 Training Session:
 Questions and review
 Study time and prepare for clubs
 11:00 Team preparation with supervisor
 11:30 Lunch
 1:30 - 3:30 Field training
 3:30 - 5:30 Free time (study)
 5:30 Dinner
 6:00 Study
 6:30 - 7:30 Organized games
 7:30 - 8:30 Training Session:
 Club demonstration - Lisa and Teresa
 9:00 - 10:00 Fireside - John and Donald
 10:30 Quiet conversation, lights out in sleeping area

Friday, July 1

6:45 Rise and shine
7:30 Private devotions
8:00 Breakfast
8:15 Family devotions - Sam
8:30 Clean - up
8:45 Training Session -
Final questions and review
10:00 Study time alone
11:00 Team preparation with supervisor
11:30 Lunch
1:30 - 3:30 Field training
4:00 Load to leave **

**Note: Please inform your transportation of this time and have all materials, personal belongings, etc. ready for minimal confusion.

E. THE THEME SONG:
WONDERFUL COUNSELOR

R. E. T.

RUTH E. TURNWALL

Wonder-ful Coun-sel-or, the Prince of Peace, the

The first system of the musical score for 'Wonderful Counselor'. It features a treble and bass staff in G major (one sharp). The melody in the treble staff includes a triplet of eighth notes on G4, followed by a half note on A4, a quarter note on B4, and a half note on C5. The bass staff provides a simple harmonic accompaniment. Chord symbols G, Gm7, and G are written above the treble staff.

Might-y God is He; Sa-ving me, and keep-ing me For

The second system of the musical score. The melody continues with a half note on D5, a quarter note on E5, and a half note on F#5. The bass staff continues with a steady accompaniment. Chord symbols D6, D7, D, D, G, D9, and D7 are written above the treble staff.

all e-ter-ni-ty. How can I help but give Him

The third system of the musical score. The melody features a triplet of eighth notes on G4, followed by a half note on A4, a quarter note on B4, and a half note on C5. The bass staff continues with a steady accompaniment. Chord symbols G and G are written above the treble staff.

all my heart, live for Him al-way? He is the

The fourth system of the musical score. The melody includes a half note on D5, a quarter note on E5, and a half note on F#5. The bass staff continues with a steady accompaniment. Chord symbols C and C are written above the treble staff.

might-y God, the KING OF KINGS! Christ Je-sus is His name.

The fifth and final system of the musical score. The melody concludes with a half note on D5, a quarter note on E5, and a half note on F#5. The bass staff continues with a steady accompaniment. Chord symbols G, E7, D7, G, D, and G are written above the treble staff.

F. KEY CHARACTERISTICS CHART.

KEY CHARACTERISTICS CHART

STAGES OF DEVELOPMENT	PHYSICAL	MENTAL	SOCIAL	EMOTIONAL	SPIRITUAL
INFANCY Ages: Birth - 1	Rapid Grower	Discover	Limited	Sensitive	Dependent
PRESCHOOL Ages: 2 - 3	Active	Discover	Self-Centered	Fearful	Imitator
EARLY CHILDHOOD Ages: 4 - 5	Player	Questioner	Conformist	Responder	Believer
MIDDLE CHILDHOOD Ages: 6 - 8	Muscular	Observer	Friendly	Insecure	Discerner
LATER CHILDHOOD Ages: 9 - 11	Active	Investigative	Adjusting	Expressive	Relating

G. FORESIGHT INTO PROBLEMS.

FORESIGHT INTO PROBLEMS
In the Five-Day Clubs

I. WHEN NO CHILDREN COME

A. Go round them up!

1. Have on hand 5-Day Club invitations, filled out.
2. Take some of your _____ to arouse interest.
3. Invite children wherever you find them, on the streets, playgrounds, yards.
4. Be sure their _____ or _____ is informed of where they are going.
5. Knock on doors and hand out invitations, wherever there are children.

B. Use your Wordless Book (See separate sheet on "Open Air Work")

II. DISCIPLINE PROBLEMS - Emphasis is placed on preventive measures rather than punishment for "improper behavior".

A. Circumstances

1. _____ - Sun, wind, dampness.
2. Pets and little people - Enlist the help of the _____ in controlling loose pets and wandering tiny tots.
3. Distractions - Noise, sights, food.
4. Seating problems - Make arrangements for the children to _____ positions often.
5. The _____ of a child tells us something. All too often, we do not _____ with understanding. He may be saying something like this; "I am too tired," "I don't feel well" "This is too hard for me to do now." "I need to have your attention and love." (and I don't care how I get it.)

B. The Child

1. A "gang" spirit - Making the shift from play to attention.
 - a. Capture the friendship and loyalty of _____.
 - b. Tactfully _____ troublemakers.
2. The overactive child.
 - a. Determine if his problem is _____...poor sight or hearing, hyperactivity.
 - b. He may have emotional problems, stemming from the home.
 - c. Keep your program _____ smoothly and interesting.
 - d. The problem could be _____; the child may be under _____.
 - e. Sometimes it is helpful to give these children a responsibility of some kind, something _____ to use their energy.
3. Pupil participation.
 - a. Let the "quiet" child hold visuals, etc.
 - b. To regain attention, _____ use the offender's name in a question or statement.
 - c. In case of prolonged whispering, _____ and _____ at the offenders until attention is restored.
 - d. Give explicit instructions the _____, as needed; then adhere to them.

FORESIGHT INTO PROBLEMS (continued)

C. The Teacher

Good class discipline begins with good _____ discipline!

1. Am I well prepared?
2. Am I on time? Or better, ahead of time?
3. Am I in _____ of my own attitudes?
 - a. Discipline is motivated by _____. Biblical discipline is a careful guidance of behavior.
 - b. "Bossy" - Respect _____ behavior, but do not brow-beat. Never use threats or inflict physical punishment.
 - c. Nagging - Encouragement and sincere _____ works wonders.
 - d. Comedian - Beware of getting the children overly "stirred up."
 - e. Friendly - Be interested in the child and his _____.
 - f. Understanding - Laugh with the children, but never at one of them.
 - g. Sarcasm - NEVER use this cruel form of getting your own way.
 - h. Dependable and consistent - Fulfill any _____ made. (no bribes or personal gifts).
 - i. Don't allow the children to _____ you. (Be as mature as you are.)
4. Watch your appearance, mannerisms, habits.

D. General Information

1. Children need to feel _____ and stability from the adults in their world.
2. Children learn much through _____.
3. Avoid _____ between children. It is harmful to the self image.
4. Use natural and appropriate _____, but never bribes.
5. Give _____ reinforcement for desirable behavior.

H. OPEN AIR WORK.

If at the last minute, so to speak, a Club planned for does not materialize, you may go to visit children for the purpose of inviting them to the next meeting of the Club. Or you may go to a park or the beach or even on the street and do some open-air work. Below are some suggestions for this type of ministry.

Our Lord did much teaching and preaching in the open air. This is the only way that some children will ever be reached. So very many children do not attend Sunday School or Church and we must meet them where they are.

Here are some suggestions to help you:

1. Use the Wordless Book rather than carrying a Bible. It would be good to have a New Testament in your purse or pocket.
2. Learn to tell the Wordless Book story in 3 to 5 minutes. It is possible to do it in that time. If children are playing, they may not be willing to listen longer than that. If they should stay longer, you may enlarge on the story. Or you may answer their questions. Ask them if they would like to receive Christ. Ask; don't coax or force a decision.
3. It is more effective to tell the story to a small group. Be glad for two or three children.
4. If parents of the children are close by, ask them for permission to tell the story of Jesus to their children.
5. Never take the children where their parents cannot see them.
6. Never, under any circumstances, take children into your car.
7. Conduct yourself in a quiet, orderly fashion. Dress properly. Remember, you are an ambassador for Christ.
8. Tell the story so often that you can tell it with ease and without embarrassment.
9. It is good to return to the same place each day. Often the same children will be there and they will come back to talk or bring others to hear the story.
10. Follow up those who make decisions if it is at all possible. Get their names and addresses and pray for them by name. Find out, if you can, whether or not they attend a Sunday School. If they don't make an effort to enroll them in the follow-up correspondence course.

I. SUMMER MINISTRIES - 1983

Daily Club Guide

"MY WONDERFUL LORD"

Theme Song: Wonderful, Counselor

Missionary Story: "Hudson Taylor"

Contest: RACE TO CHINA

Teams: Highflyers
Captain's Crew

Point System: Individual points are awarded for:

Attendance

Reciting the memory verse

Bringing a friend

*Bonus points i.e. Bibles, pictures of
transportation, China, etc.

Team points are awarded for:

Winning the Bible Review Game

The number of points awarded for each of the above is determined according to the number of children enrolled in the first day. Use the chart attached to determine the point system used in the each club.

MONDAY - Key Word - WONDERFUL

OPENING - 15 minutes

1. Attendance, registration, divide children into teams as they come, give them their name tags.
- Flag Salute: each day post flag where it can be seen
2. Song time: Introduce theme song: "Wonderful Counsellor Mighty King"
"River of Life"
3. Prayer song: "Turn Your Eyes Upon Jesus"
4. Prayer (keep it short simple)

MEMORY VERSE - 10 minutes - John 3:16

1. Begin by reading the verse together while holding up the visual. Explain what the address means.
2. Explanation. Help the children understand what the verse means.
3. Game: "Word"
Children stand in circle. Begin by saying memory "address". As children recite memory verse, pass around small globe. At the end of the verse, the child holding the globe is given a chance to say the verse. If he/she says it correctly they may choose who to give the globe to in order to start the next round.

NOTE: No child says the verse twice, unless all others have had a turn to try it.

BIBLE STORY - 20 minutes

1. Story: WONDERFUL,
John 4:1-39
2. Decision time:
Each day as the Bible Story closes, an invitation is usually given and a time is allowed for the children to make a decision for Christ. The one who tells the Bible Story usually talks with these children in another part of the yard or in the house. Be sure to record any decisions on the attendance sheet as this is the only record which will allow follow-up on the child.

SURPRISE TIME - 20 minutes

1. Songs: "River of Life"
"I am a C"
"King of Kings, and Lord of Lords"
"For God so Loved the World"
"My God is so Big"
- (Do not start the game until any children who have gone out for Decision Time have returned.)
2. Review Game: "Living Water"
 - 1) Divide into their teams
 - 2) Line children up according to team
 - 3) Ask first person in either line question #1
 - 4) If he/she answers correctly, they may come up and dip the bucket down into the well and pour it into the vase. To mark the points the leader moves a small object (penny, marble, etc.) from the bottom to the top.

Monday (cont.)

- 5) If the child answers incorrectly, move to the next team & repeat the question. Alternate between teams until the question is answered correctly.
- 6) Continue until the vase is full of water
- 7) The first team to fill the vase wins the game!

QUESTIONS:

1. Why was Mike late for class? (He was asking people to come to good news club & didn't hear the first bell.)
2. What happened to make Mike upset with his new teacher? (She made him stay after for being late)
3. Did the Jews like the people of Samaria? (No)
4. Why was the well famous? (Jacob had dug it)
5. Why was the woman surprised when Jesus spoke to her? (Jews didn't speak to Samaritans so she didn't expect Jesus to say anything)
6. Did the woman understand what Jesus meant by living water? (NO)
7. What sin did Jesus know about which the woman had done? (she'd had 5 husbands and was living with a man who wasn't her husband)
8. Who did Jesus tell the woman he was? (the Messiah, Christ)
9. Did the people of the town believe in Jesus? (Yes, because of her testimony)
10. What did Mike do after he heard the story? (He realized he'd sinned and asked Christ to forgive him)
11. What is today's memory verse? (John 3:16)
12. What word was used by Mike to talk about Jesus our Savior? (Wonderful)
13. Why did the woman believe that Jesus was the Wonderful Messiah? (He told her what she had done)
14. Did Jesus forgive the Samaritan woman and Mike? (YES)

MISSIONARY TIME - 20 minutes

1. Introduce the missionary song: "Wide, Wide, as the Ocean."
2. Explain missionary offering
3. Hudson Taylor - part 1

CLOSING TIME - 10 minutes

1. Introduce content - "Race to China"
2. Award today's points
3. Prayer - including thanks for the refreshments and the hostess.
4. Pass out memory verse tokens.
5. Collect name tags.
6. Refreshments

BEFORE YOU LEAVE

1. Have you picked up any papers, etc?
2. Are the children headed home?
3. Have you thanked the hostess? She's important to the club, so let her know!!!!

THINK ABOUT YOUR CLUB

1. Were you adequately prepared?
2. Did you communicate effectively to your children?
3. Was your invitation given clearly?
4. Were the needs of your children met?
5. Did you know your songs well enough?
6. What will you need to do differently tomorrow?

Tuesday Theme: Counselor

OPENING-15 min.

1. Attendance, registration, assign new children to a team(if brought by a friend they are added to the friend's team) hand out name tags, collect offering. Listen to memory verses and record those who said them.
2. Song time: "Wonderful counselor"
"Silver and Gold"
3. Prayer song: "God is so Good"
4. Prayer (keep it short and simple)

MEMORY VERSE-10 min.-John 13:17

Review Monday's verse

1. Read the verse for the children and then have them read it together.
3. Explain clearly any words that the children might not understand.
4. Read the verse through all together as many times as your time allows.
5. Game: Children line up and repeat memory verse. Leaders ask for volunteers to say it, if they say it correctly the child comes out in front of the others and acts out a deed and the others guess what the deed he/she is gladly doing. the child receives a note of praise; all who wish to try may do so within the allotted time.

BIBLE STORY- 20 min.

1. Bible story, "Counselor"
2. Decision time:

Remember to keep your invitation clear and simple so that any child who wants to make a decision for Christ knows exactly what you want him to do. (ie. raise a hand, go to another part of the yard with you) Encourage the child to share his decision with the other teacher. Record any decision on the attendance sheet.

SUPRISE TIME- 20 min.

1. Songs: "BIBLE"
"I am the Resurrection"
"King of Kings"
Other songs as needed.
2. Review Game: Wonderful Counselor
 1. Divide into teams
 2. Ask questions.
 3. If correct, move the child one space toward the Bible
 4. Go to other team if missed.
 5. The winning team is the one that gets their child to the Word of God for advice first.

Tuesday - cont.

QUESTIONS:

1. What is the name we call Jesus in the story today? (Counselor)
2. Does Jesus listen to us anytime we pray to Him? Yes
3. When does Jesus' love stop for us? (Never)
4. What is today's memory verse? John 13:17
5. Do you think that the lawyer could trick Jesus? (no)
6. Why was the Jew laying on the side of the road? (beaten and robbed)
7. Had anyone else passed by the man that was beaten? (yes, two others)
8. Who stopped to help the man? (a Samaritan)
9. What did the Samaritan put the man on to carry him? (his donkey)
10. How did the Samaritan help the man? (medicine, took him to hotel, etc.)
11. Which of the three men who passed by was the good neighbor? (Samaritan)
12. Do we have a friend to help us like that man did? (yes, Jesus)
13. When we are discouraged or confused do we have a Counselor? (yes)
14. Was it wrong for Mike to talk back to his teacher? (yes)
15. What did Mike do when he realized he had been wrong? (he prayed and apologized)

MISSIONARY TIME-20 min.

1. Sing missionary song: "Wide Wide as the Ocean"
2. Hudson Taylor-part 2
3. Show the offering for the week. (This should already been counted and written down.)

CLOSING TIME-10 min.

1. Contest:
Record the day's points on the contest board.
2. Close in prayer (Be sure to include thanks for the refreshments, the hostess, and for any decisions made that day)
3. Collect name tags
4. Pass out memory verse tokens.
5. Refreshments

BEFORE YOU LEAVE

1. Have you picked up any papers?
2. Are the children headed home?
3. Have you thanked your hostess? Having a good rapport with her will make your club more enjoyable and effective.

THINK ABOUT YOUR CLUB

1. Were new-comers warmly greeted.
2. Did you help your partner any way you could?
3. Were you adequately prepared?
4. Did the children clearly understand the invitation you gave.
5. Were you sensitive to the Spirits' leading and to the child's needs?
6. What do you need to do differently tomorrow?

WEDNESDAY - Theme "MIGHTY GOD"

OPENING - 15 minutes

1. Attendance, registration, divide children into teams as they come, give them their name tags.
2. Song time: Wonderful Counselor
My God is So Big! =
3. Prayer Song: Whisper a Prayer
4. Short and simple prayer

MEMORY VERSE - 10 minutes Romans 8:37

1. Review memory verses from Monday and Tuesday.
2. Begin by reading the verse together while holding up the visual.
3. Explain the verses meaning and give the address.
4. After repeating several times play the Memory review game:

Game: SWORD of the WORD

Children stand in a circle. As the verse is said by the group the sword is passed from child to child. When it stops the child who is holding the sword is to say the verse. If they say it correctly they may choose who to give it to. Repeat the process.

Note: No child says the verse twice unless all others have had a turn to try.

BIBLE STORY - 20 minutes

1. Story: MIGHTY GOD
2. Decision time: Presenting Jesus to children is a sacred responsibility. Make sure that your attitude in presenting Jesus is one of genuine love and concern. Don't try to force the children into decisions, or hold back anything from them that they want to know or do. Above all, be sensitive to both the Spirit of God and child's needs. Record all decisions on the attendance sheet so that the child will be followed up at the church.

SURPRISE TIME - 20 minutes (or less)

1. Songs: I'm In the Lord's Army
Seek Ye First
Silver and Gold Have I None...
Other songs as needed. Don't start game until all of the children who left at decision time have returned. Allow the children to select songs.
2. Review Game: To Safety
 1. Divide the children into their appropriate teams.
 2. Ask the first question of the child on the team that has the turn to go first.
 3. If child answers correctly, let them move their teams boat toward the shore on the tip of the waves.
 4. If question is missed, ask child on other team the same question.

Wednesday - cont.

5. Continue asking question until it is answered correctly. (Feel free to give clues!)
6. Repeat this process until one team gets their boat to the shore and safety! They are the winners.

QUESTIONS:

1. Do you think we can go to Jesus with our problems? Yes.
2. Do you think Mike was doing what Jesus told him to do, by being nice to Becky? Yes
3. In the story, give me an example of Jesus doing something that shows He's a mighty God. (Telling the storm to be calm)
4. Why did the disciples go to the other side of the lake? (Because they were tired)
5. Why were the disciples afraid in the boat? (They might drown)
6. Why do you think the winds calmed down when Jesus said "Peace, be still! (He's God)
7. Why was Becky afraid? (storm)
8. Who gives us miracles? (God)
9. What was Jesus doing while the storm raged? (sleeping)
10. What can we do when we have problems? (Who can we talk to) (Jesus)
11. Was God watching over Mike and Becky. (Yes)
12. Did Mike trust God? (Yes)
13. What name did we use for Jesus today? (Mighty God)
14. What is today's memory verse? Address? (Romans 8:37)

MISSIONARY TIME - 20 minutes

1. Show the offering collected for the week. Collect any other money.
2. Sing missionary song: Wide, Wide as the Ocean
3. Hudson Taylor

CLOSING TIME - 10 minutes

1. Contest - present the day's points on the contest board which have been already added up (during Missionary Story).
2. Close with prayer: be sure to give thanks for the refreshments, hostess and for any decisions made that day. Keep it short.
3. Collect the name tags.
4. Pass out the memory verse tokens.
5. Refreshments.

BEFORE YOU LEAVE

1. Have you picked up any papers?
2. Are the children headed home?
3. Have you thanked your hostess? Why not spend a few extra minutes today talking with your hostess? Make sure she realizes how much she is appreciated.

THINK ABOUT THE CLUB

1. What did you do right today?
2. Have you learned the names of all your children?
3. Were your children fully involved in today's club?
4. Were you full involved in today's club?
5. Did you commit the session to God and trust His Spirit to work?

Thursday - Theme "EVERLASTING FATHER"

OPENING - 15 minutes

1. Attendance, registration, assign new children to a team, collect offering, listen to memory verses and record them.
2. Song time: Heavenly Father I appreciate You
Jesus Name Above All Names
3. Prayer song: Turn your eyes upon Jesus
4. Prayer - short and simple

MEMORY VERSE - 1 John 1:9

"Soap" - game

Review verses from Monday - Wednesday. Introduce today's verse and read through it with the children. Explain the difficult concepts.
Review Game - Children can either line up or stand in a circle. After the verse is said together several times as a group ask for volunteers to try to say it; if they say it correctly they may come up and move the soap across the word sin - the object of the game is to eventually "cleanse" the sin from the board by covering up the word with the soap.

BIBLE STORY - 20 minutes

1. Story - Everlasting Father Scripture: Luke 15:12-24
2. Decision time - If you talk about Jesus living in your heart, make sure that the child understands that you are not talking about your physical heart. Perhaps a better way to say it is to talk about becoming a part of God's family or Jesus' friend. Remember to find out why the child has come and then counsel him for that need. Be sure to record any decisions on the attendance sheet so that it may be followed up by the local church.

SURPRISE TIME - 20 minutes

1. Songs - Allelu, allelu, allelu, allelu - praise ye the Lord!
I wish I were a Butterfly
Other songs selected by children
2. Bible Review Game - "Going Home"
Divide the children onto their teams and line them up.
Ask question #1 on the side of the team that went second yesterday.
A correct answer will move the child (Paper) from the pig pen toward "home".
If incorrect, ask the same question on the other side.
Alternate between teams until all of the children have had a chance to answer at least one question or until one of the teams reaches home and the Everlasting Father.

QUESTIONS:

1. Why was Mike sad? (He'd stolen a quarter)
2. Was it wrong? (yes)
3. How did Mike try to forget about his sin? (He tried to hide it and blame it on the store)

Thursday - contd.

QUESTIONS

4. What did the prodigal son ask his father for? (money)
5. Why did Mike want a quarter? (to buy a pencil)
6. Is stealing a sin? (yes)
7. What did the prodigal son do with his money? (he wasted it)
8. What happened after he wasted his money? (there was a famine in the land)
9. What did he do to get more money? (he took care of pigs)
10. Would that be a fun job? (no)
11. What did he decide to do? (go home to father)
12. What did his father do when he saw his son coming home? (ran to meet him)
13. What did the son do? (he confessed his sin to his father)
14. How did the father treat his son? (he forgave him and called for a celebration)
15. What word did we use to talk about Jesus today? (Everlasting Father)

MISSIONARY TIME - 20 minutes

1. Show offering for the week.
2. Sing missionary song - Wide, Wide as the Ocean
3. Hudson Taylor - story

CLOSING TIME - 10 minutes

1. Contest - record and present the day's points on the contest board. Tell the children about the bonus points for tomorrow (Friday) that they may earn by bringing a picture of a kind of transportation or something from China.
2. Close with prayer. (Be sure to include thanks for the refreshments, the hostess, and those who accepted Christ).
3. Collect name tags.
4. Serve refreshments.
5. Hand out memory verse tokens.

BEFORE YOU LEAVE

1. Have you picked all the papers, etc.?
2. Are the children headed home?
3. Have you thanked your hostess? Let her know that she's important!

THINK ABOUT YOUR CLUB

1. What did you do right?
2. What do you need for tomorrow?
3. Were your children fully understanding the message?
4. Was your invitation clearly given?
5. Pray especially for tomorrow's club/ It is your last day. Trust God to do something special!

Friday - Theme PRINCE OF PEACE

OPENING - 15 minutes

1. Attendance, registration, assign new children to a team. Hand out name tags, collect offering, listen to memory verses and record those who said them. Count pictures for bonus points.
2. Song Time - King of Kings
Jesus Loves Me
3. Prayer Song - God is so Good
4. Prayer - short and simple.

MEMORY VERSE - 10 minutes Isaiah 26:3

1. Review the memory verses from the rest of the week.
2. Introduce today's verse and explain difficult words and concepts.
3. Review Game - CROWN, THE PRINCE OF PEACE
As children stand in a circle they pass the crown around as saying the verse. At the end of the verse the child who is holding the crown puts the crown on their head as they attempt to recite the verse. Repeat several times to reinforce the memory verse.

BIBLE STORY - 20 minutes

1. Bible Story - THE PRINCE OF PEACE - John 14-16
2. Decision time - Make it clear to the children that today you are asking two questions. First, you are asking boys and girls who have not asked Jesus to be their Savior to ask Him to be. Secondly, you are asking saved boys and girls to come forward if they would like counsel regarding peace in their life because of sin. (Counselors use I John 1:9)
3. Be sure to record names of children making decisions or receiving counsel for assurance.

SURPRISE TIME - 20 minutes

1. Songs - I'm in the Lord's Army
Allelu-Praise Ye the Lord
King of Kings (repeated)
Jesus, Name Above All Names
2. Review Game - FROM PROBLEMS TO PEACE
Divide the children into their teams and start with the team that went second yesterday or the team that is the farthest behind on the contest. The object is to see which team can get their child through the maze of problems to "peace" first. Alternate questions between the teams with correct answers moving the child forward through the maze.

QUESTIONS:

1. What was ecky's greatest problem? (she worried and did not trust God)
2. When we worry or are afraid what can we do? (Pray to God and tell Him all of our fears)
3. What is the name given to Jesus that we talked about today? (Prince of Peace)
4. Can we trust Jesus to help us with our problems and give us peace? (yes)
5. Who was worried when Jesus said He was going away? (the disciples)

Friday - contd.

QUESTIONS -

6. What did Jesus tell His disciples? (not to be afraid or troubled)
7. What did He say He'd give to them? (peace - John 14:27)
8. Who did Jesus promise to send to help them? (the Holy Spirit)
9. Where does the Holy Spirit live? (in us- He's always with us)
10. What happened to Jesus outside of Jerusalem? (He was nailed to the cross)
11. Why did He die? (for our sins)
12. What were His last words on the cross? (It is finished)
13. After He rose from the dead and talked to His disciples where did He go? (to heaven to be with the Father)
14. Were the disciples happy after they understood what was happening? (Yes)
15. What helped Becky with her problem? (she read the Bible and remembered that Jesus would help her)
16. When we're upset we can turn to Who? (Jesus by praying)
17. Is Jesus able to help you like He helped Becky? (yes)
18. What is today's memory verse? Isaiah 26:3 - say it

MISSIONARY TIME - 20 minutes

1. Show offering collected for the week.
2. Have a short time of prayer thanking God for the offering.
3. Sing the missionary song: Wide, Wide as the Ocean
4. Story - Hudson Taylor, final part

CLOSING TIME - 15 minutes

1. Contest - record the final points earned today and declare the winners. Give prize to winning team members and a consolation prize to the other team members.
2. Thank the children for a good week. Let them know you've enjoyed them. Be honest! Think of something you can compliment them on for the week-even if it has been rough!
3. Encourage the children to thank the hostess for lettin them come.
4. Closing prayer. (Be sure to give thanks for the refreshments, hostess, decisions, and for the week altogether).
5. Pass out memory verse tokens. (You may also wish to wait until now to give out the contest prizes).
6. Refreshments

BEFORE YOU LEAVE

1. Have you picked up everything?
2. Are the children headed home?
3. Have you thanked your hostess? She's been an important factor in your club, be sure she knows that you know it!
4. Have you stopped to really thank God? He has been the ultimate reason for your club's success. Why not stop and tell Him so?

THINK ABOUT YOUR CLUB

1. What did you do right today? This week?
2. What went wrong? How can you change that?
3. Did you know the needs of the children?
4. Did you allow the Holy Spirit to work through you to minister to the needs of the children?

J. THE 5-DAY CLUB ATTENDANCE SHEET.

TEACHERS: _____ DATE: _____

5-DAY CLUB HOSTESS: _____ ADDRESS: _____

Instructions:

An ample amount of attendance sheets will be furnished. The sheets are to be kept in duplicate. 1) (pink) to the local church. 2) (green) to the team for Conference records.

DECISION
(Indicate
with "D")

NAME AND ADDRESS

CHURCH

AGE

P-Present	(1 point)
M-Memory Verse	(2 points)
F-Friend	(3 points)
M T W Th F	Total

[illegible]

K. MEMORY VERSE TOKENS.

John 3:16 For God so loved the world,
that he gave his only begotten Son, that
whosoever believeth in him should not
perish, but have everlasting life.

John 13:17 If ye know these things,
happy are ye if ye do them.

Romans 8:37 In all these things we are more
than conquerors through him that loved us

1 John 1:9 If we confess our sins, he is
faithful and just to forgive us our sins, and
to cleanse us from all unrighteousness.

Isaiah 26:3 Thou wilt keep him in perfect peace
whose mind is stayed on thee:
because he trusteth in thee.

L. STUDY GUIDE:

FOR THE LEADING A CHILD TO CHRIST AND TEST

STUDY GUIDE
(for the Leading A Child To Christ Test)

If you know the following information you will successfully pass the test. Not all of the material listed below will appear on the test but because it is extremely important information, you will need to know all of it anyway. So, all the test questions will be taken from the following information:

- I. Know WHY a child should be led to Christ
 - A. Scripture directs us to evangelize children
 1. A child's lost condition necessitates salvation
 - a. He is unrighteous--Romans 3:10,23
 - b. He is unteachable in spiritual things, until saved-1 Cor. 2:14
 2. God desires his salvation.
 - a. He has provided a Saviour--John 3:16; Acts 4:12 (provision)
 - b. He has declared that He is willing--Matthew 18:14 (disposition)
 3. Jesus' example.
 - a. He called the children unto Himself--Matt. 19:13-15
Mark 10:13-16; Luke 18:15-17
 - b. Children come readily to Jesus.
 - c. Jesus warns those who would cause one of the "little ones" to stumble, of the seriousness of their deed--Matthew 18:6
 - B. Reason indicates he needs to be saved.
 1. A child depends on others for help--Acts 8:31,32
 2. A child is teachable--Matt. 18:3-6
 3. A child may die--Luke 8:41,42,49; Proverbs 27:1; Hebrews 9:27
 4. A child saved may mean a life saved, to live for God--11 Tim. 3:15-17
 5. A child? Why bother him with the gospel if not convertible? Rom. 1:10
- II. Teach the Five Basic Elements of the plan of salvation.
 - A. God really loves YOU--John 3:16; Jeremiah 31:3
 - B. YOU have sinned, however--1 John 1:8; Romans 3:23
 - C. Christ died for YOU--Romans 5:8; 1 John 1:7; Isaiah 53:6
 - D. YOU must receive Christ--John 1:12; Revelation 3:20
 - E. YOU then will be saved--John 3:36; Acts 16:31
- III. Give an Invitation
 - A. Make it personal and voluntary. This means that when you give the invitation you should say, "Is there a boy or a girl who would like to receive the lord Jesus?" This will help the child to know that you are talking to each child individually, even though you are speaking to the entire group.
 - B. Make it pertinent and positive.

"You believe He will forgive your sins."
 - C. Make it demonstrative and decisive (clarify what you want them to do)
 1. "Would you raise your hand to show you want to receive Jesus?"
 2. "You may come and stand beside me right now"
- IV. Counseling Procedure
 - A. Check yourself.
 1. Pray silently as you proceed.
 2. Avoid haste but act confidently and promptly.
 - B. Question the child pointedly but gently in love to determine his need.
 1. "Why did you come forward?" (or why did you raise your hand, etc.)

STUDY GUIDE (continued)

- C. Go through the 5 basic elements of the plan of salvation listed above.
 - 1. Allow the child to read it if possible.
 - 2. Help make it personal to him.
 - 3. Make sure he thoroughly understands what he is doing.
- D. Ask him to pray.
 - 1. His own prayer is preferable.
 - 2. Repeating a prayer after you can be used. Be sure you have a short clear prayer that he/she can easily follow.
- E. Question him for results.
 - 1. "Where is Jesus now?" "Did Jesus come in?"
 - 2. "How many sins did He wash away?"
 - 3. "What did He give you?"
 - 4. "When does that eternal life begin?" 5. "When will that life end?"
- F. Encourage him to tell someone about his decision right away and enroll the child in Bible correspondence.
- G. A good scripture to teach them that sins after salvation can be forgiven is 1 John 1:9. This helps them keep their relationship with Christ.

General information you will need to study for the test:

- 1. A good prayer to lead a child in when they are accepting Christ should have the following elements:
 - a. "I'm sorry for my sins."
 - b. "Please forgive me."
 - c. "Come into my life."
 - d. "Thankyou for forgiving me, and giving me eternal life."
 - e. "Help me to live to please you every day."
- 2. The two "P's" of preparation for telling a story are: PRACTICE AND PRAYER
- 3. A friendly and enthusiastic ATTITUDE is a key to a good club.
- 4. In counseling use only the BEST scriptures to explain ideas lest you confuse a child with too much information.
- 5. A very small percentage of the children in the U.S. have been properly evangelized.
- 6. In working as a team doing 5-Day clubs, each team member must practice Christian courtesy and understanding of the other team member's feelings so that they can be used by God as a unified team without any hard feelings between them.

LEADING A CHILD TO CHRIST TEST

1. I John 1:9 is a good scripture to _____ a child. What does this verse say?

2. A very _____ percentage of the children in the U.S. have been properly evangelized.

3. In counseling use only the _____ scriptures to explain ideas in order to avoid _____ the child with too much information.

4. Jesus _____ and _____ indicate children can and need to receive salvation. Give one reference to support this.

5. When giving an invitation you should never use an _____ appeal.

6. When praying with a child a prayer _____ is preferable.

7. List in proper order and explain the five basic elements of the plan of salvation as you would to a child.
 - A.

 - B.

 - C.

 - D.

 - E.

8. Give two scripture references for each element of the plan of salvation and write out one of the verses each element.
 - A.

 - B.

 - C.

D.

E.

9. When giving an invitation it should be personal and voluntary, pertinent and positive, and demonstrative and decisive. Explain what is meant by each of these.

A. Personal and voluntary:

B. Pertinent and positive:

C. Demonstrative and decisive:

10. List in order the six steps in the counseling procedure and explain the importance of each.

A.

B.

C.

D.

E.

F.

11. Give four (4) examples of questions you should ask a child after he/she has accepted Christ.

A.

B.

C.

D.

12. When leading a child in prayer 5 basic statements should be included. List these statements (preferably in order).

A.

B.

C.

D.

E.

M. THE INSTRUCTIONS OF CONTEST.

CONTEST

Title: RACE TO CHINA

Teams: HIGHFLYERS and CAPTAIN'S CREW

Club Size	1-5	6-10	11-15	16-30	30+
Attendance	6	4	3	2	1
Memory Verse	12	8	4	4	4
Bringing a Friend	6	6	3	2	2
Bonus	6	4	3	2	1
Winning Review game	16	12	8	6	5

Points are awarded and counted daily.

Daily Team Totals should be written down on a form such as the following:

Club Date _____ Club Time _____
M T W TH F

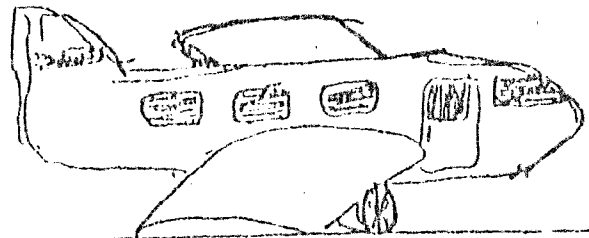
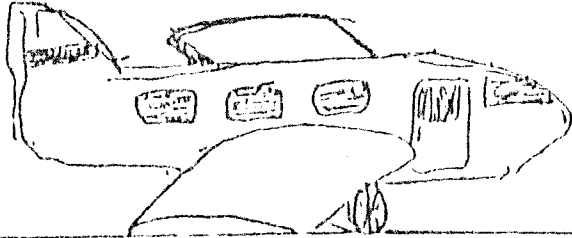
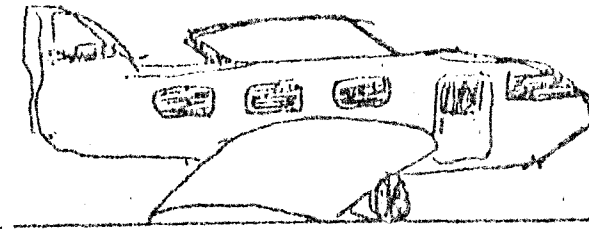
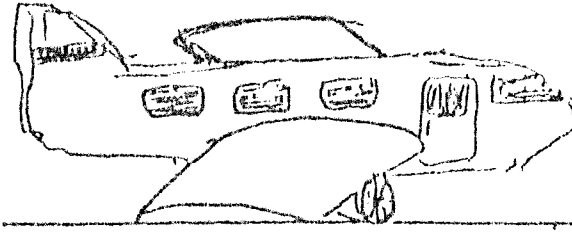
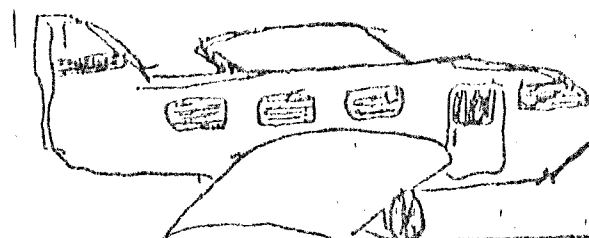

Highflyers (daily points)
(running total)
Captain's Crew (daily points)
(running total)

Review Game Winners (mark "C" or "P" to indicate winning team)







HOW THE CONTEST IS RUN:

On the first day, the children are divided into the two teams as they come and are given a name tag with each team wearing a different color tag. They will remain on this same all week. When a friend is brought by another, he will be on the same team as the one who brought him. Team points will be totaled each day and recorded by moving each team's character the proper of spaces on the chart. After the club, be sure to record the day's results on a chart.


N. NAME TAG--HIGHFLYERS.

O. NAME TAG--CAPTAIN'S CREW.

P. THE INVITATION OF 5-DAY CLUB (front).




COME
TO
5-DAY
CLUB




COME
TO
5-DAY
CLUB



COME
TO
5-DAY
CLUB



COME
TO
5-DAY
CLUB



COME
TO
5-DAY
CLUB



COME
TO
5-DAY
CLUB

P. THE INVITATION OF 5-DAY CLUB (back).

Parents, you are welcome to visit the 5-Day Club. Taught by trained personnel who employ colorful visuals to impress the truths, boys and girls gather for an hour a day to sing, learn exciting Bible and missionary stories, and to measure God's Word. Each Club session opens with a salute to the national flag. 5-Day Clubs are affiliated with Child Evangelism Fellowship Inc., which is interdenominational and international in scope.

Parents, you are welcome to visit the 5-Day Club. Taught by trained personnel who employ colorful visuals to impress the truths, boys and girls gather for an hour a day to sing, learn exciting Bible and missionary stories, and to measure God's Word. Each Club session opens with a salute to the national flag. 5-Day Clubs are affiliated with Child Evangelism Fellowship Inc., which is interdenominational and international in scope.

time

date

place

Parents, you are welcome to visit the 5-Day Club. Taught by trained personnel who employ colorful visuals to impress the truths, boys and girls gather for an hour a day to sing, learn exciting Bible and missionary stories, and to measure God's Word. Each Club session opens with a salute to the national flag. 5-Day Clubs are affiliated with Child Evangelism Fellowship Inc., which is interdenominational and international in scope.

time

date

place

Parents, you are welcome to visit the 5-Day Club. Taught by trained personnel who employ colorful visuals to impress the truths, boys and girls gather for an hour a day to sing, learn exciting Bible and missionary stories, and to measure God's Word. Each Club session opens with a salute to the national flag. 5-Day Clubs are affiliated with Child Evangelism Fellowship Inc., which is interdenominational and international in scope.

time

date

place

time

date

place

Parents, you are welcome to visit the 5-Day Club. Taught by trained personnel who employ colorful visuals to impress the truths, boys and girls gather for an hour a day to sing, learn exciting Bible and missionary stories, and to measure God's Word. Each Club session opens with a salute to the national flag. 5-Day Clubs are affiliated with Child Evangelism Fellowship Inc., which is interdenominational and international in scope.

time

date

place

Parents, you are welcome to visit the 5-Day Club. Taught by trained personnel who employ colorful visuals to impress the truths, boys and girls gather for an hour a day to sing, learn exciting Bible and missionary stories, and to measure God's Word. Each Club session opens with a salute to the national flag. 5-Day Clubs are affiliated with Child Evangelism Fellowship Inc., which is interdenominational and international in scope.

time

date

place

Q. CONGRATULATION LETTER.

Congratulations!

You have made it through a rough week of training! Now its time to go home to your local churches to minister. Before you go are you sure you have all of your questions answered? Do you have all of the materials you will need? For instance - do you have your kit: Including games, game pieces, CEF packet, contest board, etc.? Do you have original masters to make more name tags, invitations, and memory verse tokens? You'll need these in order to make clear copies for your clubs as you need them during the summer.

In an attempt to provide the greatest service possible to you and your church, I am making myself available to come to your church at least once this summer to answer questions or assist you in any way I can. If possible, I would like to be able to observe one of your clubs - this is not to frighten you but to offer feedback and positive reinforcement of the way you operate your clubs. Feel free to contact me anytime during the summer when questions arise that you need help with other than just during the time I visit. In order to make my schedule of meeting times in the local churches I would appreciate it if you would send me a copy of the times and locations of your clubs. Also give me some times that you feel would be best to meet together with yourself and the pastor of your church if he has questions.

My phone number is 503-653-0535 and I would recommend that you try to contact me in the evenings. If you have difficulty reaching me at this number call the Conference Office - 503-659-5622 and they will relay your name and number to me. If you choose to write me (and when you send your summers agenda for 5Day Clubs), my address is:

4200 S. E. Jennings Ave.; Milwaukie, OR 97222

or

18121 S. E. River Road, Milwaukie, OR 97222

It truly has been a joy working with you this past week. I believe that each of you can be used this summer and in the years to come as you make yourselves willing and open to the Lord. He loves you and expects the very best from you... so do I!

In Christ's service,

Connie Pittman
5-Day Club Director, 1983