

1986

1986 Statistics

George Fox University Archives

Follow this and additional works at: https://digitalcommons.georgefox.edu/athletics_womensoccer

Recommended Citation

George Fox University Archives, "1986 Statistics" (1986). *Women's Soccer*. 53.
https://digitalcommons.georgefox.edu/athletics_womensoccer/53

This Statistics is brought to you for free and open access by the George Fox University Athletics at Digital Commons @ George Fox University. It has been accepted for inclusion in Women's Soccer by an authorized administrator of Digital Commons @ George Fox University. For more information, please contact arolfe@georgefox.edu.

THE SWAN SCORE BOOK FOR SOCCER

Published By

**THE GRAPHIC SCORE BOOK COMPANY
PARK RIDGE, ILLINOIS**

Oregonian 1-800-452-1420 in Oregon
1-800-547-4404 - outside
Statesman - 399-6700

THE SWAN SCORE BOOK FOR SOCCER

DESIGNED BY
SANDY SWAN
HEAD SOCCER COACH
NEW TRIER WEST HIGH SCHOOL

PUBLISHED BY
THE GRAPHIC SCORE BOOK COMPANY
PARK RIDGE, ILLINOIS

HOW TO SCORE

1. Place your roster in the book by position or uniform number (this might make scoring easier) with your goalie's name at the top of the page just above his saves. There is room for 20 field players and 2 or 3 goalies.
2. When scoring a shot, it is recommended that the shot first be recorded on the shot chart. If time permits then record the shot after the players name in the appropriate quarter.
 - a. **Shot ON goal** - This is to be interpreted as any shot on goal that would score if it were not for a goalie save. Record the uniform number on the shot chart and circle it. Place a "o" after the player's name. At the same time record a goalie save for the opponent.
 - b. **Shot OFF goal** - Regardless of the goalie stopping the ball or not, any ball shot off goal should be recorded as such. Record the uniform number on the shot chart and underline it. Place an "x" after the player's name. This is not to ever be recorded as a goalie save for the opponent.
 - c. **A GOAL** - Record a solid circle on the shot chart. Place a "●" after the player's name. Follow that with an L, R, or H to indicate the goal was scored by the left or right foot or head. Follow that by the time. Circle a save number for the opponent's goalie.
 - 1) **An Assist** - Place an "A" after the player's name who assists. Also record the time of the goal.
3. **Corner Kick** - Slash the corner kick number. You can also record the kicker's number above the corner kick number. Then below the corner kick number place an L, S, or M to indicate the kick went Long, Short, or to the Middle.
4. **Non-Goalie Save** - Record player's number if a goal is saved while the goalie is out of position.
5. **Off-Sides, Foul Throw-In, Fouls** - Record the player's number.
6. **Intercepted Pass** - Record the player's number when a definite pass is intercepted **and** controlled for constructive development of play up field. When a goalie catches a centering cross that should be recorded here as an intercepted pass.
7. **One on One Steal** - Record the player's number any time he is in a position to make a one on one steal of a dribbling player. If he successfully makes the steal, place a small dot in a corner of the box. (Successfully means he or a teammate controls the ball following the steal.)
8. When a player plays in a quarter, place a small check at the beginning of the quarter.
9. Space opposite "non-goalie saves" and "offsides" is provided for any additional statistics one might want to record.

WEST HIGH

HOME TEAM

A.C. WILSON

COACH

B.T. WOOD

REFEREE

GOALIES: FELD (MOORE)

SCORE AT THE END OF

FIRST QTR	SECOND QTR	THIRD QTR	FOURTH QTR	FIRST OVT	SECOND OVT	THIRD OVT	FOURTH OVT
1	2	3	4				
FIRST HALF		SECOND HALF					

ATH. STADIUM

PLAYED AT

JONES

SCORER

11 8 8 12 8

1 2 3 4 5 6 7 8 9 10 CORNER KICKS
L M L S M

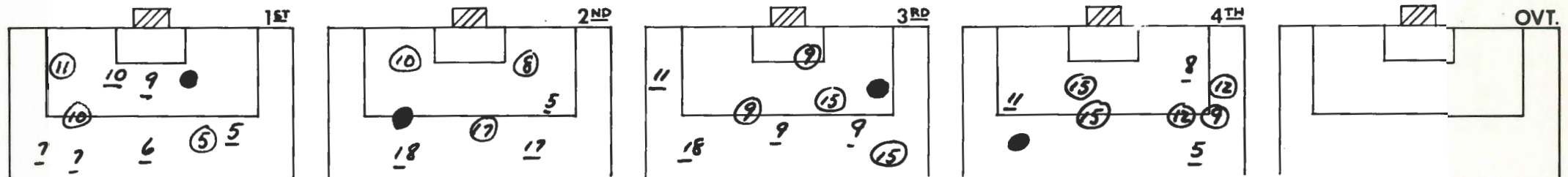
GOALIE SAVES	1	2	3	4	5	6	7	8	9	10	11	12	13	14	15	16	17	18	19	20	21	22	23	24	25	26	27	28	29	30	31	32	33	34	35
NON-GOALIE SAVES	2																																		
OFF-SIDES	10	10																																	
FOUL THROW-IN	5	7	12																																
INTERCEPTED PASS	4	7	7	3	5	3	9	4	2	10	10	6	5																						
ONE ON ONE STEAL	4	6	3	3	4	7																													
FOUL COMMITTED BY	6	11	4	9	7	4	5																												

REMARKS

NOT ENOUGH MOVEMENT

NO CROSSES

WORK ON HEADING



SHOTS - GOALS - ASSISTS

INDIV. TOTALS

PLAYERS	Pos.	No.	FIRST QUARTER	SECOND QUARTER	THIRD QUARTER	FOURTH QUARTER	OVT	GOALS	ASSISTS	PTS
PATERSON, T.	RF	2								
PERRY	CF	3								
SEIDMON	LF	4								
STEPHENS	RH	5	OX	X		X				
PELTONEN	LH	6	X	A (11:15)					1	1
WHITE	LH	7	XX							
MCMAHON	RO	8		O		X				
SIMANTON	RI	9	● H (9:30) X		● R (10:00) X O O X	O		2		2
NORRIS	LI	10	X O	O		A (3:30)			1	1
PATERSON, D.	LO	11	A (9:30) O	● R (11:15)	X	X		1	1	2
LAUFMAN	H	17		X O	X	● L (3:30)		1		1
MELAMED	H	18		O	O O	O O				
BIEGEL	I	15				O O				
JACOBSON	O	12								

REFEREE

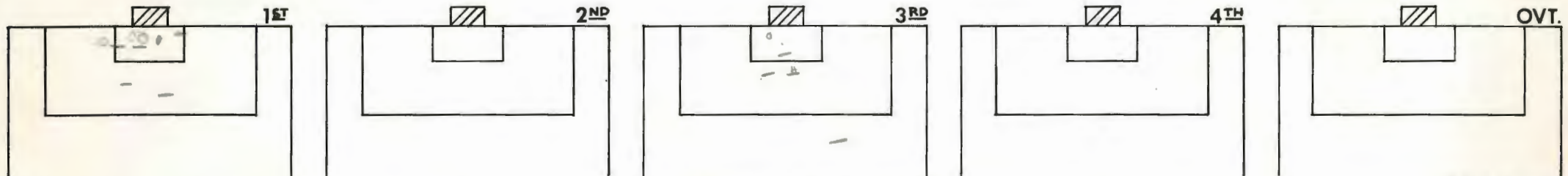
FIRST QTR	SECOND QTR	THIRD QTR	FOURTH QTR	FIRST OVT	SECOND OVT	THIRD OVT	FOURTH OVT
FIRST HALF		SECOND HALF					

SCORER

1	2	3	4	5	6	7	8	9	10	CORNER KICKS
--------------	---	---	---	---	---	---	---	---	----	--------------

[illegible]

REMARKS



INDIV. TOTALS

PLAYERS	Pos.	No.	FIRST QUARTER	SECOND QUARTER	THIRD QUARTER	FOURTH QUARTER	OVT	GOALS	ASSISTS	PTS
J. Kay	G									
P. Gork	FB	#			X					
V. Moore	FS									
L. Brown	FB									
B. Adams	FB									
A. Johnson	H									
E. Mitchell	H									
B. Martin	H	0								
D. Kelly	F									
T. Grant	F	XX			0					
C. Hill	F									
S. Benson	H									
Dan Sloan	F	XXX			X					
James Wheeler	F	XX			XXX					
Paul O'Leary	H	X								
Don Williams	H									
Eric	FB									
Scott Rader	C									
Paul Pappas	D									
Mark DeBorja										

HOME TEAM

COACH

REFEREE

FIRST QTR	SECOND QTR	THIRD QTR	FOURTH QTR	FIRST OVT	SECOND OVT	THIRD OVT	FOURTH OVT
FIRST HALF		SECOND HALF					

PLAYED AT	
1	1950-1951
2	1952-1953
3	1954-1955
4	1956-1957
5	1958-1959
6	1960-1961
7	1962-1963
8	1964-1965
9	1966-1967
10	1968-1969
11	1970-1971
12	1972-1973
13	1974-1975
14	1976-1977
15	1978-1979
16	1980-1981
17	1982-1983
18	1984-1985
19	1986-1987
20	1988-1989
21	1990-1991
22	1992-1993
23	1994-1995
24	1996-1997
25	1998-1999
26	2000-2001
27	2002-2003
28	2004-2005
29	2006-2007
30	2008-2009
31	2010-2011
32	2012-2013
33	2014-2015
34	2016-2017
35	2018-2019
36	2020-2021
37	2022-2023
38	2024-2025
39	2026-2027
40	2028-2029
41	2030-2031
42	2032-2033
43	2034-2035
44	2036-2037
45	2038-2039
46	2040-2041
47	2042-2043
48	2044-2045
49	2046-2047
50	2048-2049
51	2050-2051
52	2052-2053
53	2054-2055
54	2056-2057
55	2058-2059
56	2060-2061
57	2062-2063
58	2064-2065
59	2066-2067
60	2068-2069
61	2070-2071
62	2072-2073
63	2074-2075
64	2076-2077
65	2078-2079
66	2080-2081
67	2082-2083
68	2084-2085
69	2086-2087
70	2088-2089
71	2090-2091
72	2092-2093
73	2094-2095
74	2096-2097
75	2098-2099
76	2100-2101
77	2102-2103
78	2104-2105
79	2106-2107
80	2108-2109
81	2110-2111
82	2112-2113
83	2114-2115
84	2116-2117
85	2118-2119
86	2120-2121
87	2122-2123
88	2124-2125
89	2126-2127
90	2128-2129
91	2130-2131
92	2132-2133
93	2134-2135
94	2136-2137
95	2138-2139
96	2140-2141
97	2142-2143
98	2144-2145
99	2146-2147
100	2148-2149
101	2150-2151
102	2152-2153
103	2154-2155
104	2156-2157
105	2158-2159
106	2160-2161
107	2162-2163
108	2164-2165
109	2166-2167
110	2168-2169
111	2170-2171
112	2172-2173
113	2174-2175
114	2176-2177
115	2178-2179
116	2180-2181
117	2182-2183
118	2184-2185
119	2186-2187
120	2188-2189
121	2190-2191
122	2192-2193
123	2194-2195
124	2196-2197
125	2198-2199
126	2200-2201
127	2202-2203
128	2204-2205
129	2206-2207
130	2208-2209
131	2210-2211
132	2212-2213
133	2214-2215
134	2216-2217
135	2

SCORER

1	2	3	4	5	6	7	8	9	10	CORNER KICKS
--------------	--------------	---	---	---	---	---	---	---	----	--------------

GOALIES:

GOALIE SAVES

NON-GOALIE SAVES

OFF-SIDES

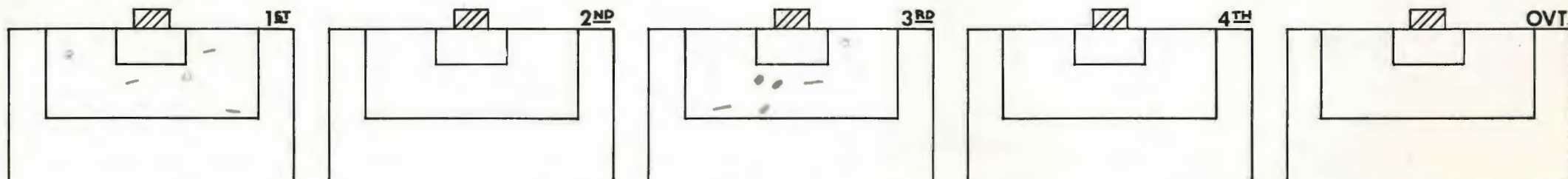
FOUL THROW-IN

INTERCEPTED PASS

ONE ON ONE STEAL

FOUL COMMITTED BY

REMARKS



SHOTS — GOALS — ASSISTS

INDIV. TOTALS

[illegible]

George Fox

VISITING TEAM

Tim Tsohan taridis

COACH

REFEREE

SCORE AT THE END OF

FIRST QTR	SECOND QTR	THIRD QTR	FOURTH QTR	FIRST OVT	SECOND OVT	THIRD OVT	FOURTH OVT
///		///					
FIRST HALF				SECOND HALF			

Sept 20, 1986

DATE

SCORER

1 2 3 4 5 6 7 8 9 10 CORNER KICKS

GOALIES:

GOALIE SAVES

NON-GOALIE SAVES

OFF-SIDES

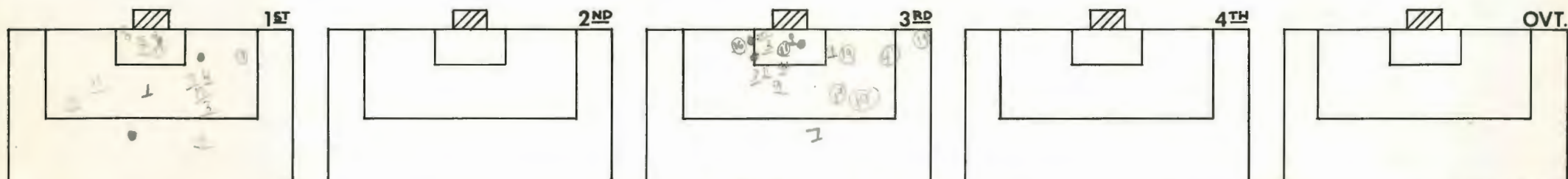
FOUL THROW-IN

INTERCEPTED PASS

ONE ON ONE STEAL

FOUL COMMITTED BY

REMARKS



SHOTS - GOALS - ASSISTS

INDIV. TOTALS

PLAYERS	Pos.	No.	FIRST QUARTER	SECOND QUARTER	THIRD QUARTER	FOURTH QUARTER	OVT	GOALS	ASSISTS	PTS
Jason Koop	G									
Beck Paul	FB	10			0					
Hyatt Dan	FB	7			X					
Moore Daryl	FB	4								
Adams Gary	FB	8								
Diefenbaugh Paul	HB	20			X			2		
LaVeine Andy	HB	13	X X X					2		
Marble Bryce	HB	11	X X A		0 X				3	
Benson Steve	F	3	X X		X X			1		
Hyatt Tim	F	4			0 0 0 0					
Riley Doug	F	15	X 0							
	F	9	0		X X A X X			1	1	
	F	17	X 0							
	F	10								
	F	4	X		0					
	F	13								
Findley Kyle	F	1			X				1	
Horton Lance	FD	12								
Wardle Dan	F	5								
Conrad Steve	F	6								

REFEREE

SCORE AT THE END OF

FIRST QTR	SECOND QTR	THIRD QTR	FOURTH QTR	FIRST OVT	SECOND OVT	THIRD OVT	FOURTH OVT
		1					
FIRST HALF		SECOND HALF					

PLAYED AT

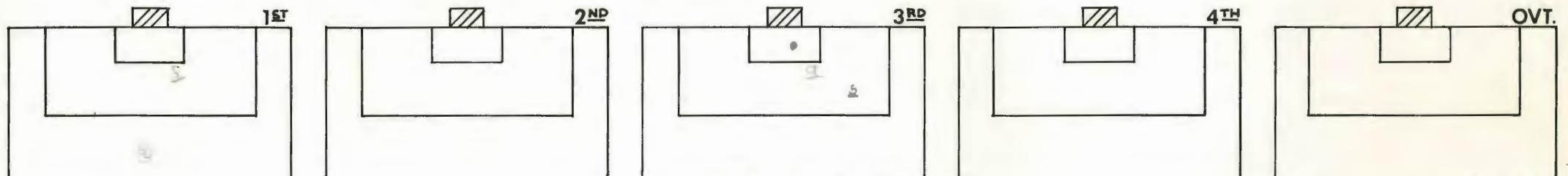
SCORER _____

1	2	3	4	5	6	7	8	9	10	CORNER KICKS
---	---	---	---	---	---	---	---	---	----	--------------

GOALIES:

[illegible]

REMARKS



SHOTS — GOALS — ASSISTS

INDIV. TOTALS

PLAYERS	Pos.	No.	FIRST QUARTER	SECOND QUARTER	THIRD QUARTER	FOURTH QUARTER	OVT	GOALS	ASSISTS	PTS
Elliott	F	15								
Schultz	M	6								
Pike	F	9			X			1		
Dick	F	8 D								
Goff	M	11								
Kirk	F	5 X			X					
Brown	D	2							1	
Trent	D	3								
Mitchell	D	14								
Taylor	D	10								
Jones	F	7								
Ross	M	4								
Paul	D	7								
Nick	D	1								
Ken	M	16								

VISITING TEAM

COACH

REFEREE

GOALIES: Gavron

SCORE AT THE END OF

FIRST QTR	SECOND QTR	THIRD QTR	FOURTH QTR	FIRST OVT	SECOND OVT	THIRD OVT	FOURTH OVT
FIRST HALF		SECOND HALF					

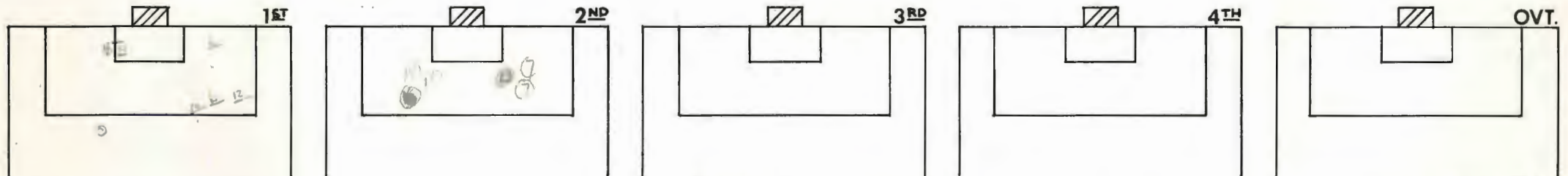
9/22/86

DATE _____

SCORER

1	2	3	4	5	6	7	8	9	10
--------------	--------------	--------------	---	---	---	---	---	---	----

CORNER KICKS

[illegible]

SHOTS — GOALS — ASSISTS

INDIV. TOTALS

[illegible]

FOUL COMMITTED BY

OVT.

INDIV. TOTALS

GOALS	ASSISTS	PTS
-------	---------	-----

Steve Cammock

4	6
---	---

¹ 1	¹ 2	3	4	5	6	7	8	9	10	CORNER KICKS
------------------------------	------------------------------	---	---	---	---	---	---	---	----	-----------------

9/24/86
DATE
Holly Jackson
SCORER
1 2 3 4 5 6 7 8 9 10 CORNER KICKS

[illegible]

G.F.C.
HOME TEAM
COACH
REFEREE

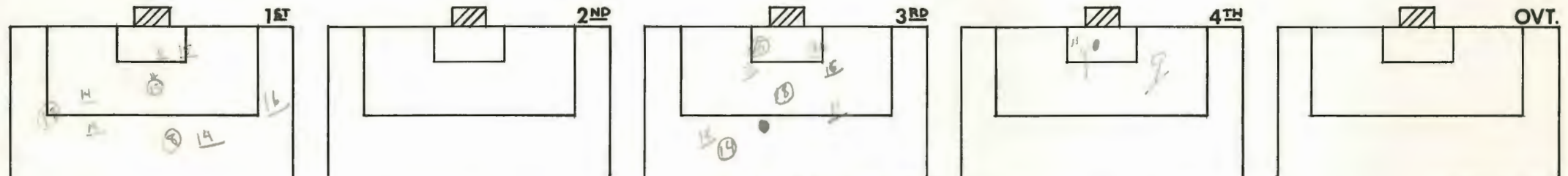
SCORE AT THE END OF							
FIRST QTR	SECOND QTR	THIRD QTR	FOURTH QTR	FIRST OVT	SECOND OVT	THIRD OVT	FOURTH OVT
FIRST HALF				SECOND HALF			

Colcord Field
PLAYED AT
SCORER
CORNER KICKS

GOALIES: Koop Jason

GOALIE SAVES	1	2	3	4	5	6	7	8	9	10	11	12	13	14	15	16	17	18	19	20	21	22	23	24	25	26	27	28	29	30	31	32	33	34	35
NON-GOALIE SAVES																																			
OFF-SIDES																																			
FOUL THROW-IN																																			
INTERCEPTED PASS																																			
ONE ON ONE STEAL																																			
FOUL COMMITTED BY																																			

REMARKS



SHOTS - GOALS - ASSISTS

INDIV. TOTALS

PLAYERS	Pos.	No.	FIRST QUARTER	SECOND QUARTER	THIRD QUARTER	FOURTH QUARTER	OVT	GOALS	ASSISTS	PTS
Koop J	G	1								
Beck T	D	16	X		XX		3			
Moore D	D	14	XX		D		2			
Hyatt D	D	7					1			
Adams G	D	8	O				3			
LaVigne A	M	18	XO		OYXO		3			
Dufrenoy P	M	10								
Wright B	M	11	X		X		2			
Brown S	M	3					1	1		
Wright T	F	19					2			
Kiley D	F	15	OYX				1		1	
Ford K	F	1			V		1			
Hobbs E	M	13			V		1			
Horton L	D	12	V				1			
Mitchell L	M	4	V				1			
Yee Chae	F	17								
Whelan D	F	9	V			YO	2	1		
Shim D	F	6								
Winnick D	M	5					1			

REFEREE

SCORE AT THE END OF

FIRST QTR	SECOND QTR	THIRD QTR	FOURTH QTR	FIRST OVT	SECOND OVT	THIRD OVT	FOURTH OVT
1		1					
FIRST HALF		SECOND HALF					

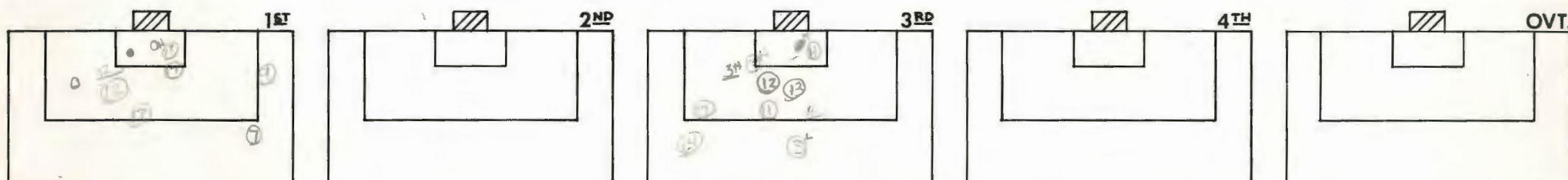
DATE _____

SCORER

1	2	3	4	5	6	7	8	9	10	CORNER KICKS
---	---	---	---	---	---	---	---	---	----	--------------

GOALIES:[illegible]

REMARKS



SHOTS — GOALS — ASSISTS

INDIV. TOTALS

[illegible]

GFC

HOME TEAM

Tim Bohanitaridis

COACH

Larry Gregory

REFEREE

Koop (01)

SCORE AT THE END OF

FIRST QTR	SECOND QTR	THIRD QTR	FOURTH QTR	FIRST OVT	SECOND OVT	THIRD OVT	FOURTH OVT
1							
FIRST HALF		SECOND HALF					

PLAYED AT

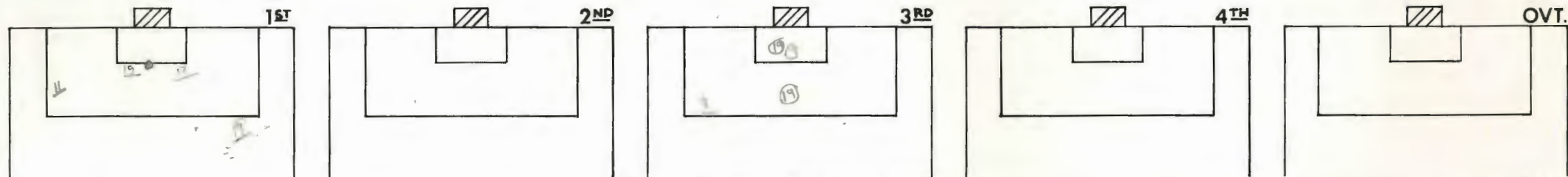
SCORER

1	2	3	4	5	6	7	8	9	10	CORNER KICKS
---	---	---	---	---	---	---	---	---	----	--------------

GOALIES:

GOALIE SAVES	1	2	3	4	5	6	7	8	9	10	11	12	13	14	15	16	17	18	19	20	21	22	23	24	25	26	27	28	29	30	31	32	33	34	35
NON-GOALIE SAVES	7	11																																	
OFF-SIDES	19	X																																	
FOUL THROW-IN																																			
INTERCEPTED PASS																																			
ONE ON ONE STEAL																																			
FOUL COMMITTED BY	16	X	X	3	14	19	19	X	12	X	16	X	7	12																					

REMARKS



SHOTS - GOALS - ASSISTS

INDIV. TOTALS

PLAYERS	Pos.	No.	FIRST QUARTER	SECOND QUARTER	THIRD QUARTER	FOURTH QUARTER	OVT	GOALS	ASSISTS	PTS
Koop, Jason	G									
Moore, David	M	14								
Hyatt, Dan	D	7								
Beck, Paul	D	16								
Adams, Gary	D	8								
Benson, Steve	M	3								
LaVeine, Andy	M	17	X							
Martin, Royce	M	11	X							
Dickens, Paul	M	18								
Riley, Doug	F	15	X							
Wheeler, Dennis	F	9			X					
Yi, Chae	F	6								
Middle, Lorie	F	4								
Horton, Lance	D	12								
Findley, Kyle	F	2								
Eric, Horner	D	13								
Thorn, Dan	F	10								
Wanert, Dan	M	5								

George Fox College

VISITING TEAM

Tom Teabartarids / Bud Arroy

COACH

Andy Clark

REFEREE

SCORE AT THE END OF

FIRST QTR	SECOND QTR	THIRD QTR	FOURTH QTR	FIRST OVT	SECOND OVT	THIRD OVT	FOURTH OVT
1		1					
FIRST HALF		SECOND HALF					

October 1, 1986

DATE

SCORER

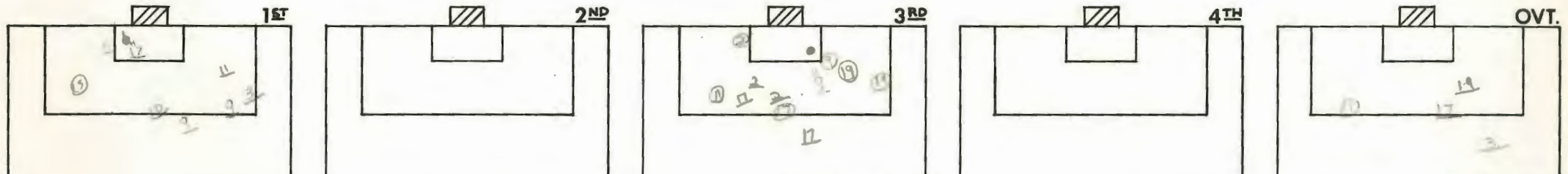
15 11 15 15

1 2 3 4 5 6 7 8 9 10 CORNER KICKS

GOALIES: Kopp, Jason (at)

GOALIE SAVES	1	2	3	4	5	6	7	8	9	10	11	12	13	14	15	16	17	18	19	20	21	22	23	24	25	26	27	28	29	30	31	32	33	34	35
NON-GOALIE SAVES	X	7																																	
OFF-SIDES	9	X	10	19	19	9	X	X	X	19																									
FOUL THROW-IN																																			
INTERCEPTED PASS																																			
ONE ON ONE STEAL																																			
FOUL COMMITTED BY	17	7	17	3	4	X	17	3	17	7	17	7	X	17	X	7																			

REMARKS

27 shots.
7 saves

SHOTS - GOALS - ASSISTS

INDIV. TOTALS

PLAYERS	Pos.	No.	FIRST QUARTER	SECOND QUARTER	THIRD QUARTER	FOURTH QUARTER	OVT	GOALS	ASSISTS	PTS
Paul Kopp	FB	16								
Andy Clark	FB	7								
Tom Teabartarids	FB	8								
Bud Arroy	FB	12								
Paul Kopp	HB	17	X		0		X			
Andy Clark	HB	11	X		0		0		1	
Steve Hanson	HB	3	X				X			
Paul Oufraugh	HB	18								
David Winder	F	9	XX		X					
David Winder	F	15	0	X					1	
Don Garlick	F	5								
Tim Hunt	F	19			0		X		1	
Chris Yi	F	6			XX					
Don Garlick	F	10	X							
Eric Harker	HB	15								
David Winder	F	2			XX					
David Winder	HB	4								
David Winder	FB	14								

REFEREE

FIRST QTR	SECOND QTR	THIRD QTR	FOURTH QTR	FIRST OVT	SECOND OVT	THIRD OVT	FOURTH OVT
11				1			
FIRST HALF		SECOND HALF					

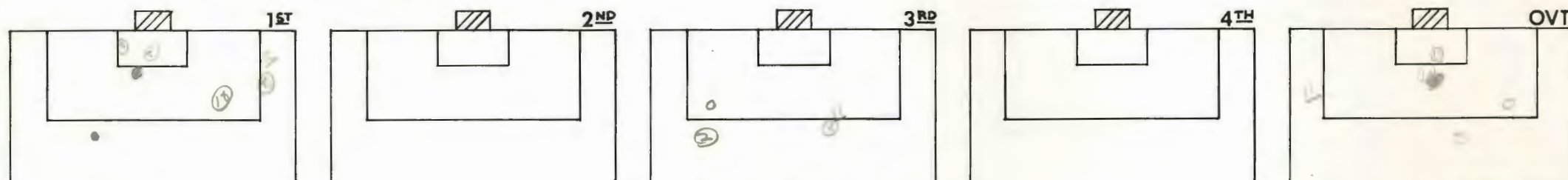
SCORER

1	2	3	4	5	6	7	8	9	10	CORNER KICKS
---	---	---	---	---	---	---	---	---	----	-----------------

[illegible]

REMARKS

15
10 saves



INDIV. TOTALS

PLAYERS	Pos.	No.	FIRST QUARTER	SECOND QUARTER	THIRD QUARTER	FOURTH QUARTER	OVT	GOALS	ASSISTS	PTS
Peter Burdard	M	2			0					
Brett Slaton	M	3								
Manning Maddy	D	5 →								
Nasser Al-Ajmi	F	6								
Draw Park	D	7 →								
Essa Al-Durrah	F	8 AOOD			0				1	
Abdullah Al-Jassbi	M	9								
Doug Williams	F	11			X		XO			
Santa Ramirez	F	12 X →								
Abdulla Saad Al-Sagoff	D	18 ••D					O •	1		
Nasser Al-Naimi	D	16						2		
Thom Cook	D	19								
Ken Boudreau	G	0								
Yusef Dattakay	G	10								

Northwest
VISITING TEAM
Greg Wingard
COACH
REFEREE

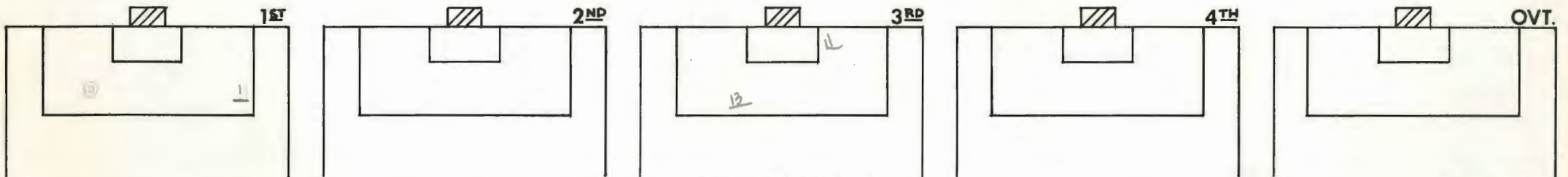
SCORE AT THE END OF

FIRST QTR	SECOND QTR	THIRD QTR	FOURTH QTR	FIRST OVT	SECOND OVT	THIRD OVT	FOURTH OVT
FIRST HALF		SECOND HALF					

10/4/86
DATE
SCORER

1	2	3	4	5	6	7	8	9	10	CORNER KICKS
---	---	---	---	---	---	---	---	---	----	-----------------

GOALIES: Malcolm, Phil (5)

[illegible]**SHOTS — GOALS — ASSISTS**

INDIV. TOTALS

[illegible]

George Fox Bruins
HOME TEAM
 Tim Tschentzler
COACH
 Don Watson
REFEREE Lee Cook

SCORE AT THE END OF							
FIRST QTR	SECOND QTR	THIRD QTR	FOURTH QTR	FIRST OVT	SECOND OVT	THIRD OVT	FOURTH OVT
11		11					
FIRST HALF				SECOND HALF			

Colcord field
PLAYED AT
 Kelly D. ...
SCORER
 15 15 15 15 16 14

1	2	3	4	5	6	7	8	9	10
---	---	---	---	---	---	---	---	---	----

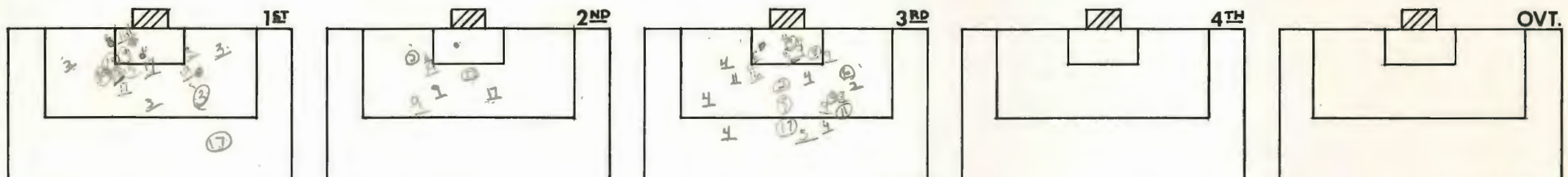
CORNER KICKS

GOALIES: Kean Jason (01)

GOALIE SAVES	✓	2	3	4	5	6	7	8	9	10	11	12	13	14	15	16	17	18	19	20	21	22	23	24	25	26	27	28	29	30	31	32	33	34	35
NON-GOALIE SAVES																																			
OFF-SIDES	X																																		
FOUL THROW-IN																																			
INTERCEPTED PASS																																			
ONE ON ONE STEAL																																			
FOUL COMMITTED BY	16	X	12	X	2	2	9	X	8	X	X																								

⑦

REMARKS



SHOTS — GOALS — ASSISTS

INDIV. TOTALS

PLAYERS	Pos.	No.	FIRST QUARTER	SECOND QUARTER	THIRD QUARTER	FOURTH QUARTER	OVT	GOALS	ASSISTS	PTS
Beck, Paul	FB	16	X ^H		X ^H					
... ..	FB	7								
Adams, Gary	FB	8			0 0					
Horton, Lance	FB	12								
LeVine, Andy	HB	17	X 0 X X X X		A 0			1	3	
Martin, Mike	HB	11			0 A X				1	
Benson, Steve	HB	3	X 0 X 0 X		0 H			1		
Dierker, Hugh, Paul	HB	18								
Wheeler, Darwin	F	9	0 X X		X X X 0 X			1		
Riley, Doug	F	15	0 A X 0					1	1	
Moore, Daryl	FB	14								
Yi, Chae	F	6	0 X		0 X X			1		
Mitchell, Lance	HB	4			X X X X 0 X 0			1		
Wanack, Don	F	5			X					
Hunt, Tim	F	19	X X 0 X					1		
Hooker, Eric	FB	13								
Findley, Kyle	F	2	X 0		X 0					
Shim, Don	F	10								

George Fox College
 VISITING TEAM
 Tim Tomantund
 COACH
 Referee

SCORE AT THE END OF

FIRST QTR	SECOND QTR	THIRD QTR	FOURTH QTR	FIRST OVT	SECOND OVT	THIRD OVT	FOURTH OVT
11		11					
FIRST HALF				SECOND HALF			

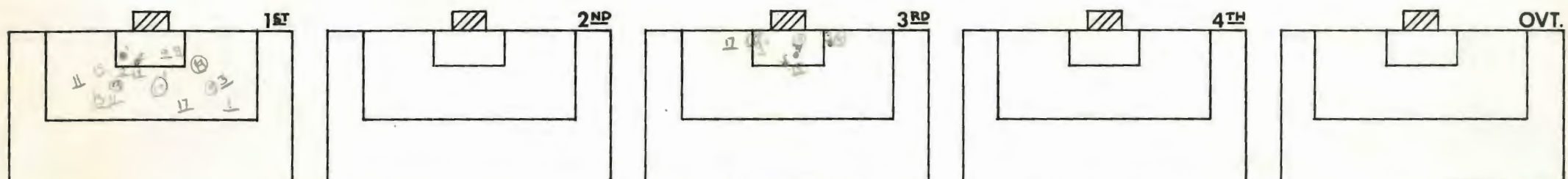
10-8-1986
 DATE
 Holly Jackson
 SCORER

1	2	3	4	5	6	7	8	9	10	CORNER KICKS
---	---	---	---	---	---	---	---	---	----	--------------

GOALIES:

GOALIE SAVES	1	2	3	4	5	6	7	8	9	10	11	12	13	14	15	16	17	18	19	20	21	22	23	24	25	26	27	28	29	30	31	32	33	34	35
NON-GOALIE SAVES	7																																		
OFF-SIDES																																			
FOUL THROW-IN																																			
INTERCEPTED PASS																																			
ONE ON ONE STEAL																																			
FOUL COMMITTED BY	3	10	11	9	X	17	16	12	14	4	7	2	5	17																					

REMARKS
(5)



SHOTS - GOALS - ASSISTS

INDIV. TOTALS

PLAYERS	Pos.	No.	FIRST QUARTER	SECOND QUARTER	THIRD QUARTER	FOURTH QUARTER	OVT	GOALS	ASSISTS	PTS
Best, [unclear]	FB	10			A					1
Harley, [unclear]	FB	12								
Smith, [unclear]	FB	7								
Adams, [unclear]	FB	8								
Lalonde, [unclear]	FB	17	X O		A X A			1	2	
Kennedy, [unclear]	FB	3	A X							1
Martin, [unclear]	FB	11	X X							
Underwood, [unclear]	FB	18	X		O O					
Riley, [unclear]	F	15	X X		X			1		
Whitaker, [unclear]	F	9	X O O A X X		X X X			3	1	
Mitchell, [unclear]	FB	4								
Shinn, [unclear]	F	10								
Y., [unclear]	F	6								
Ward, [unclear]	F	5								
Hughes, [unclear]	F	19	O							
Morris, [unclear]	FB	14								
Ford, [unclear]	F	2	X							
Walters, [unclear]	FB	13								

Linfield College

HOME TEAM

JACK Morton

COACH

REFEREE

SCORE AT THE END OF

FIRST QTR	SECOND QTR	THIRD QTR	FOURTH QTR	FIRST OVT	SECOND OVT	THIRD OVT	FOURTH OVT
		11					
FIRST HALF		SECOND HALF					

PLAYED	AT
1	1
2	2
3	3
4	4
5	5
6	6
7	7
8	8
9	9
10	10
11	11
12	12
13	13
14	14
15	15
16	16
17	17
18	18
19	19
20	20
21	21
22	22
23	23
24	24
25	25
26	26
27	27
28	28
29	29
30	30
31	31
32	32
33	33
34	34
35	35
36	36
37	37
38	38
39	39
40	40
41	41
42	42
43	43
44	44
45	45
46	46
47	47
48	48
49	49
50	50
51	51
52	52
53	53
54	54
55	55
56	56
57	57
58	58
59	59
60	60
61	61
62	62
63	63
64	64
65	65
66	66
67	67
68	68
69	69
70	70
71	71
72	72
73	73
74	74
75	75
76	76
77	77
78	78
79	79
80	80
81	81
82	82
83	83
84	84
85	85
86	86
87	87
88	88
89	89
90	90
91	91
92	92
93	93
94	94
95	95
96	96
97	97
98	98
99	99
100	100

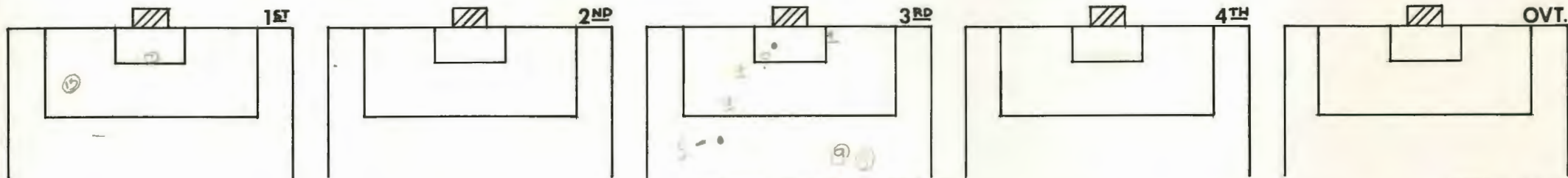
SCORER

1	2	3	4	5	6	7	8	9	10	CORNER KICKS
---	---	---	---	---	---	---	---	---	----	--------------

GOALIES: Zurcher, Larry

[illegible]

REMARKS



SHOTS — GOALS — ASSISTS

INDIV. TOTALS

PLAYERS	Pos.	No.	FIRST QUARTER	SECOND QUARTER	THIRD QUARTER	FOURTH QUARTER	OVT	GOALS	ASSISTS	PTS
Noweski, Todd		16								
Burton, Chris		12								
Dunham, Mark		4								
Warrington, Jeff		5			0X0					
Gorkardt, Todd		6								
Harlow, Steve		14								
Lambert, Carlos		8								
Sims, Mike		9			XXOX					
Tinnelly, Pat		3								
Estabrook, Scott		13								
Gwinn, Alex		10			0					
Dunham, Morgan		15	0							
Mason, Mason		7	0							
Mestayer, Enrique										

REFEREE

SCORE AT THE END OF

FIRST QTR	SECOND QTR	THIRD QTR	FOURTH QTR	FIRST OVT	SECOND OVT	THIRD OVT	FOURTH OVT
		11					
FIRST HALF		SECOND HALF					

DATE _____

SCORER

CORNER KICKS

GOALIES: Strubbe, Todd (1)

GOALIE SAVES

NON-GOALIE SAVES

OFF-SIDES

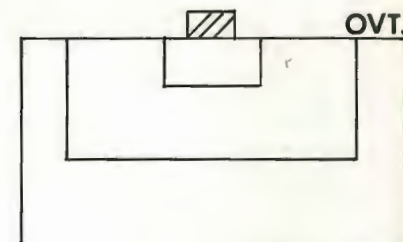
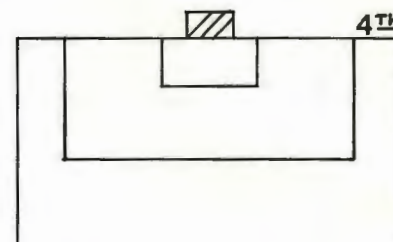
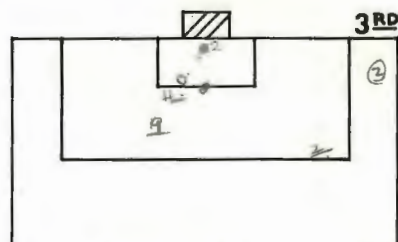
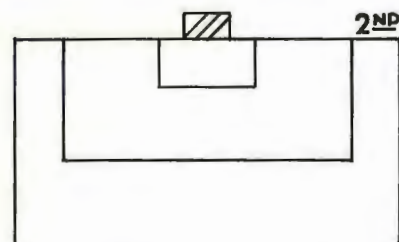
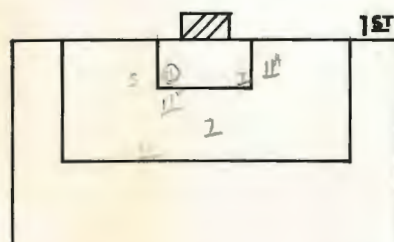
FOUL THROW-IN

INTERCEPTED PASS

ONE ON ONE STEAL

FOUL COMMITTED BY

REMARKS



SHOTS – GOALS – ASSISTS

INDIV. TOTALS

[illegible]

G.F.C.
HOME TEAM
Tim Tsohanteridis
COACH
John Polis
REFEREE

SCORE AT THE END OF							
FIRST QTR	SECOND QTR	THIRD QTR	FOURTH QTR	FIRST OVT	SECOND OVT	THIRD OVT	FOURTH OVT
FIRST HALF				SECOND HALF			

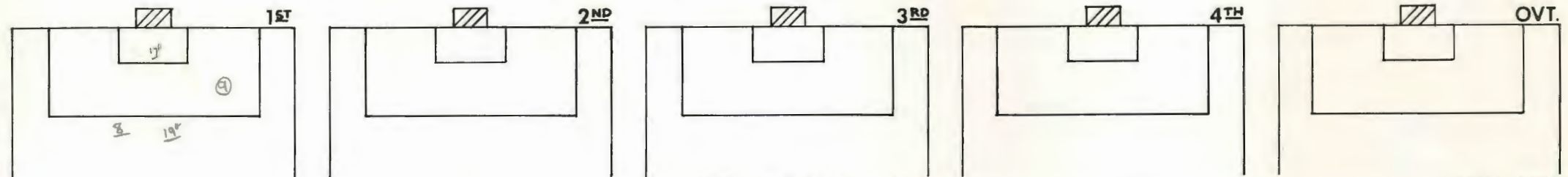
Colcord Field
PLAYED AT
Holly Jackson
SCORER

1	2	3	4	5	6	7	8	9	10	CORNER KICKS
---	---	---	---	---	---	---	---	---	----	--------------

GOALIES: Koop (G)

GOALIE SAVES	1	2	3	4	5	6	7	8	9	10	11	12	13	14	15	16	17	18	19	20	21	22	23	24	25	26	27	28	29	30	31	32	33	34	35
NON-GOALIE SAVES	X	X	14																																
OFF-SIDES																																			
FOUL THROW-IN																																			
INTERCEPTED PASS	17																																		
ONE ON ONE STEAL																																			
FOUL COMMITTED BY	7	18	7	9	19	9	19	8	X	14	11	14	3	14	16	16	15	4	3																

REMARKS



SHOTS - GOALS - ASSISTS

INDIV. TOTALS

PLAYERS	Pos.	No.	FIRST QUARTER	SECOND QUARTER	THIRD QUARTER	FOURTH QUARTER	OVT	GOALS	ASSISTS	PTS
Beck, Paul	FB	16								
Adams, Gary	FB	9	X							
Hyatt, Paul	FB	1								
Moss, Paul	FB	14								
Walker, Andy	HB	17	X*							
Brown, Steve	FB	3								
Martin, Paul	HB	11								
Diefenbaugh, Bill	HB	18								
Riley, Paul	F	15								
Wheeler, David	F	9	0							
Hyatt, Tim	F	19	X*							
Shim, Don	F	10								
Xi, Chae	F	6								
Findley, Kyle	F	2								
Winnick, Don	HB	5								
Mitchell, George	HB	4								
Harlan, Lance	FB	12								
Hoeffler, Eric	FB	13								

Willanette

VISITING TEAM

Brad Victor

COACH

Head Coach: Blunkett, Barry (C)

REFEREE

Robert Rojas

SCORE AT THE END OF

FIRST QTR	SECOND QTR	THIRD QTR	FOURTH QTR	FIRST OVT	SECOND OVT	THIRD OVT	FOURTH OVT
1		1					
FIRST HALF		SECOND HALF					

DATE

10/15/86

SCORER

Holly Jackson

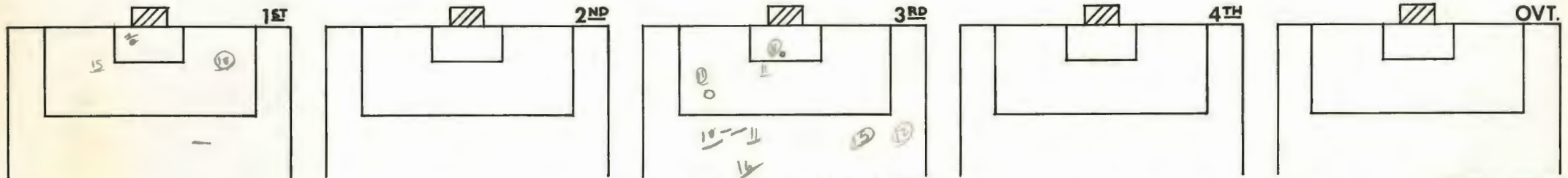
1 2 3 4 5 6 7 8 9 10 CORNER KICKS

GOALIES: Snyder, Russ (1)

GOALIE SAVES	1	2	3	4	5	6	7	8	9	10	11	12	13	14	15	16	17	18	19	20	21	22	23	24	25	26	27	28	29	30	31	32	33	34	35
NON-GOALIE SAVES	X	X																																	
OFF-SIDES	X																																		
FOUL THROW-IN																																			
INTERCEPTED PASS																																			
ONE ON ONE STEAL																																			
FOUL COMMITTED BY	X	X	10	X	X	X	11	17	23	X	16	X																							

REMARKS

2



SHOTS - GOALS - ASSISTS

INDIV. TOTALS

PLAYERS	Pos.	No.	FIRST QUARTER	SECOND QUARTER	THIRD QUARTER	FOURTH QUARTER	OVT	GOALS	ASSISTS	PTS
Mason, Matt	F	9								
Brown, Matt	HB	17								
Garber, Tim	FB	14								
Morales, Greg	F	20	0					1		
Rosen, Salvador	HB	10	6		X			1		
Wong, David	FB	15	X		0					
Winters, Anthony	HB	18								
Anderson, Eric	F	16			X					
Martin, Todd	FB	19								
Walker, Mark	HB	22	X						1	
Kushnir, Ben	HB	13								
Hillier, Todd	HB	2			0					
Amara, Mike	FB	6								
Bell, Larry	HB	7								
Brack, Todd	FB	6								
Gossard, Marc	F	11			0	X				
Seaver, Matt	F	5								

GFC

HOME TEAM

T.T.

COACH

Peter Kinnear, Barry Ball (line)

REFEREE

Robert Kojasclinet

SCORE AT THE END OF

FIRST QTR	SECOND QTR	THIRD QTR	FOURTH QTR	FIRST OVT	SECOND OVT	THIRD OVT	FOURTH OVT
FIRST HALF		SECOND HALF					

George Ox

PLAYED AT

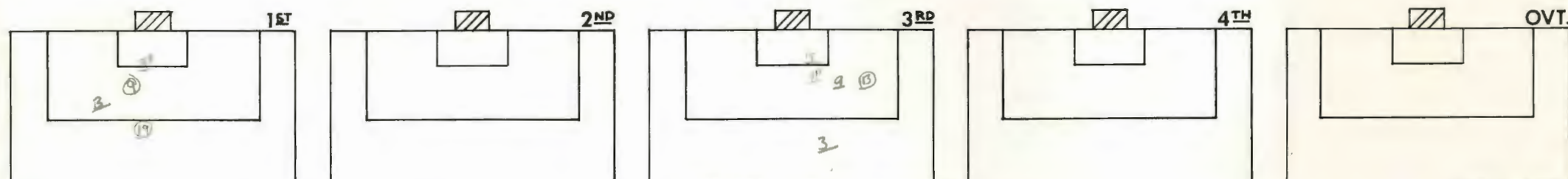
SCORER

1	2	3	4	5	6	7	8	9	10	CORNER KICKS
✓										

GOALIES: Koop, Jason (oi)

GOALIE SAVES	1	2	3	4	5	6	7	8	9	10	11	12	13	14	15	16	17	18	19	20	21	22	23	24	25	26	27	28	29	30	31	32	33	34	35
NON-GOALIE SAVES	X	X	2	X																															
OFF-SIDES	11																																		
FOUL THROW-IN																																			
INTERCEPTED PASS	13																																		
ONE ON ONE STEAL																																			
FOUL COMMITTED BY	19	3	9	12	X	19	8	9	3	15	12	2	X	13	12	3	14	X	10	3	2	12	9	12	12										

REMARKS



SHOTS — GOALS — ASSISTS

INDIV. TOTALS

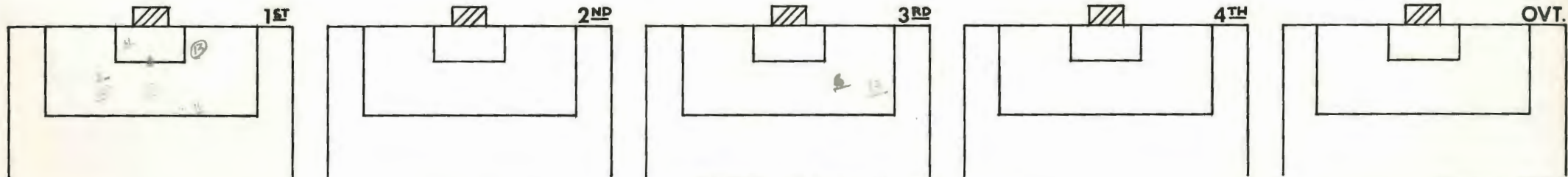
PLAYERS	Pos.	No.	FIRST QUARTER	SECOND QUARTER	THIRD QUARTER	FOURTH QUARTER	OVT	GOALS	ASSISTS	PTS
Beck, J.	FB	16								
Hyatt, Dan	FB	7								
Moore, Dan	FB	14								
Horton, Dan	FB	12								
MARTIN, Dan	FB	11								
DISTON, Dan	FB	18								
BENSON, Dan	FB	3	X							
Hyatt, Tim	F	19	0							
ADAMS, Dan	F	8	X							
Riley, Dan	E	15								
Forster, Eric	HB	13			0					
Mitchell, Dan	HB	4								
Worrell, Dan	HB	5								
Yi, Chao	F	6								
Shin, Dan	F	10								
Findley, Kyle	F	2								
	F	9								

FOUL COMMITTED BY

1	2	3	4	5	6	7	8	9	10
---	---	---	---	---	---	---	---	---	----

CORNER KICKS

REMARKS



INDIV. TOTALS

PLAYERS		Pos.	No.	FIRST QUARTER	SECOND QUARTER	THIRD QUARTER	FOURTH QUARTER	OVT	GOALS	ASSISTS	PTS
Schwartz, Tom	D	16									
Korala, George	D	2									
Tyler, James	D	15									
Dallman, Jim	D	12	XH								
Burroughs, Don	MF	7									
Lennard, Bob	MC	4									
Von Hagen, Tedwin	MF	3									
Carter, Eugene	F	13	XD •(43 min)			X					
Geddes, Jeff	F	11	XX								
Edwards, Harold	F	14									
Jensen, Jr.	ME										
Schmuck, Allen	MF										
Russell, Edlyn	ME										
Pamp, Nicholas	F	8	X								

George Fox College
 HOME TEAM
 Tim Tsohantaris
 COACH
 Dave Holloway
 REFEREE

SCORE AT THE END OF							
FIRST QTR	SECOND QTR	THIRD QTR	FOURTH QTR	FIRST OVT	SECOND OVT	THIRD OVT	FOURTH OVT
1		11					
FIRST HALF		SECOND HALF					

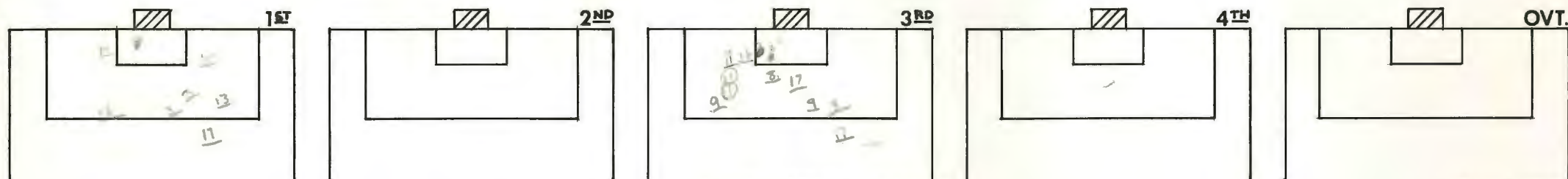
George Fox College
 PLAYED AT
 Holly Jackson
 SCORER
 1503 11 11
 1 2 3 4 5 6 7 8 9 10 CORNER KICKS

GOALIES: Koop, Jason

GOALIE SAVES	1	2	3	4	5	6	7	8	9	10	11	12	13	14	15	16	17	18	19	20	21	22	23	24	25	26	27	28	29	30	31	32	33	34	35
NON-GOALIE SAVES	5																																		
OFF-SIDES																																			
FOUL THROW-IN																																			
INTERCEPTED PASS																																			
ONE ON ONE STEAL																																			
FOUL COMMITTED BY	12	17	3	7	3	7	X	9	18	11	7	9	9	16																					

3

REMARKS



SHOTS - GOALS - ASSISTS

INDIV. TOTALS

PLAYERS	Pos.	No.	FIRST QUARTER	SECOND QUARTER	THIRD QUARTER	FOURTH QUARTER	OVT	GOALS	ASSISTS	PTS
Adams, Gary	FW	8			A ^o X					
Deck, Paul	FW	16	X ^o		X A ^o					
Huall, Dan	FB	7								
Moore, David	FB	14	X							
Horton, Lance	FB	12								
Hester, Eric	HB	13	X							
Denson, Steve	HB	3	X X		X					
LeVaine, Andy	HB	17	X ^o A ^o X		X X					
Elly, Doug	HB	15								
Findley, Kyle	HB	2								
Huall, Tim	F	19								
Shur, Don	F	10								
Xi, Omer	F	6								
Wheeler, Devin	F	9			X X					
Martin, Bruce	HB	11			X ^o					
Mitchell, Lance	HB	4								

George Fox College
 VISITING TEAM
 Tim Tscharnke
 COACH
 David O'Leary
 REFEREE

SCORE AT THE END OF							
FIRST QTR	SECOND QTR	THIRD QTR	FOURTH QTR	FIRST OVT	SECOND OVT	THIRD OVT	FOURTH OVT
1 17		11 50	71				
FIRST HALF		SECOND HALF					

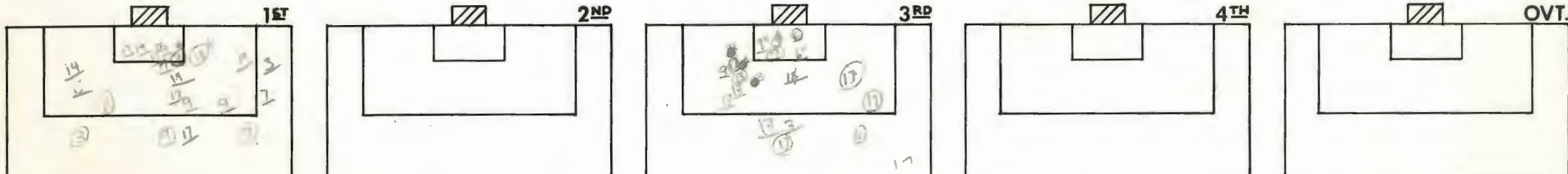
10/21/86
 DATE
 Holly Jackson
 SCORER
 3 3 15 15 3 3 9 3
 1 2 3 4 5 6 7 8 9 10 CORNER KICKS

GOALIES:

GOALIE SAVES	1	2	3	4	5	6	7	8	9	10	11	12	13	14	15	16	17	18	19	20	21	22	23	24	25	26	27	28	29	30	31	32	33	34	35
NON-GOALIE SAVES	7																																		
OFF-SIDES	X	7	9	9	X																														
FOUL THROW-IN																																			
INTERCEPTED PASS																																			
ONE ON ONE STEAL																																			
FOUL COMMITTED BY	17	8	15	16	3	12	12	14	3	6	X	X	17	3	7	3																			

REMARKS

(4)



SHOTS - GOALS - ASSISTS

INDIV. TOTALS

PLAYERS	Pos.	No.	FIRST QUARTER	SECOND QUARTER	THIRD QUARTER	FOURTH QUARTER	OVT	GOALS	ASSISTS	PTS
14	F	16								
11	F	8								
10	F	7	OX							
10	F	11	X							
10	F	2								
10	F	11								
10	F	17	XXXXXX							
10	F	3	XXO							
10	F	16	O							
10	F	9	OOXX							
10	F	19	XX							
10	F	15	X							
10	F	13								
10	F	6								
10	F	12								
10	F	5								

REFEREE

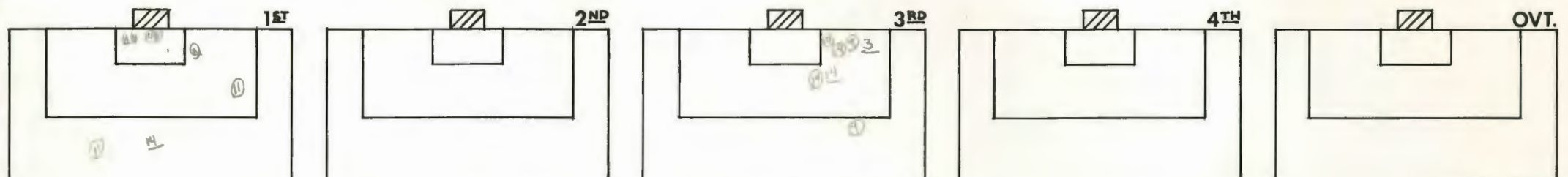
FIRST QTR	SECOND QTR	THIRD QTR	FOURTH QTR	FIRST OVT	SECOND OVT	THIRD OVT	FOURTH OVT
FIRST HALF		SECOND HALF					

1	2	3	4	5	6	7	8	9	10	CORNER KICKS
--------------	--------------	---	---	---	---	---	---	---	----	--------------

FOUL COMMITTED BY

[illegible]

REMARKS



INDIV. TOTALS

PLAYERS	Pos.	No.	FIRST QUARTER	SECOND QUARTER	THIRD QUARTER	FOURTH QUARTER	OVT	GOALS	ASSISTS	PTS
Hug Hango		2								
Bob Hango		3			X					
Mart Mandula		4								
Kil Kaskela		5								
Jari Gahkonen		6								
Robert Smith		7								
Pete Elliott		8			0					
Don Middleton		9			0					
Jens Lohman		10								
✓ Tray Harper		11	0000							
✓ Dean Fawcett		12								
✓ Kevin Butler		13	X000		0000					
Art Underwood		14								
Jeff Allen		15								
Lance Harper		16								

George T. ...
VISITING TEAM
Tom ...
COACH
REFeree

SCORE AT THE END OF

FIRST QTR	SECOND QTR	THIRD QTR	FOURTH QTR	FIRST OVT	SECOND OVT	THIRD OVT	FOURTH OVT
FIRST HALF		SECOND HALF					

10/24/86
DATE

SCORER

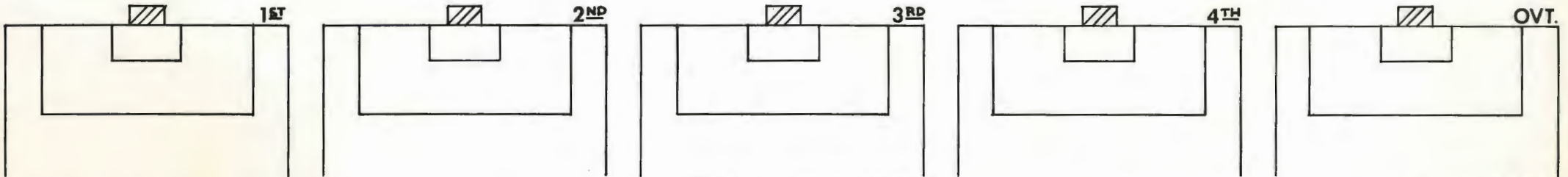
1	2	3	4	5	6	7	8	9	10	CORNER KICKS
---	---	---	---	---	---	---	---	---	----	-----------------

GOALIES: Koop

[illegible]

REMARKS

GFC-0
C84-3



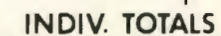
SHOTS — GOALS — ASSISTS

INDIV. TOTALS

PLAYERS	Pos.	No.	FIRST QUARTER	SECOND QUARTER	THIRD QUARTER	FOURTH QUARTER	OVT	GOALS	ASSISTS	PTS
Bentley		16								
Adams		9	11							
Hoyatt D		7								
Morgan		14								
Martin		11								
Dunbarrough		18	1							
Bonsore		3	11		11					
Lindberg		17			1					
Riley		15	1							
Winkler		10	1		1					
Fordley		2								
Hoyatt T		19								
Horton		12								
Hoeffler		13								
Cammack										

1 2 3 4 5 6 7 8 9 10 CORNER KICKS

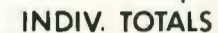
REMARKS

[illegible]

PLAYERS	Pos.	No.	FIRST QUARTER	SECOND QUARTER	THIRD QUARTER	FOURTH QUARTER	OVT	GOALS	ASSISTS	PTS
Berk		16								
Adams		8								
Moss		14								
Hvatt D		7								
Benson		3								
LaVeine		17								
Martha		11	Ball					1		
Diefenbach		19								
Billy		15	Assist						1	
Findley		2								
Horton		12								
Hyatt T		19								
Wheeler		9								
Hoeffer		13								
Cannock										

1	2	3	4	5	6	7	8	9	10	CORNER KICKS
---	---	---	---	---	---	---	---	---	----	-----------------

REMARKS

[illegible]

George Fox College

HOME TEAM

Tim Tschandaris

COACH

Ken Paul

Don Wyse

REFEREE

SCORE AT THE END OF

FIRST QTR	SECOND QTR	THIRD QTR	FOURTH QTR	FIRST OVT	SECOND OVT	THIRD OVT	FOURTH OVT
7/11		1					
FIRST HALF		SECOND HALF					

Colcord Field

PLAYED AT

Holly Jackson

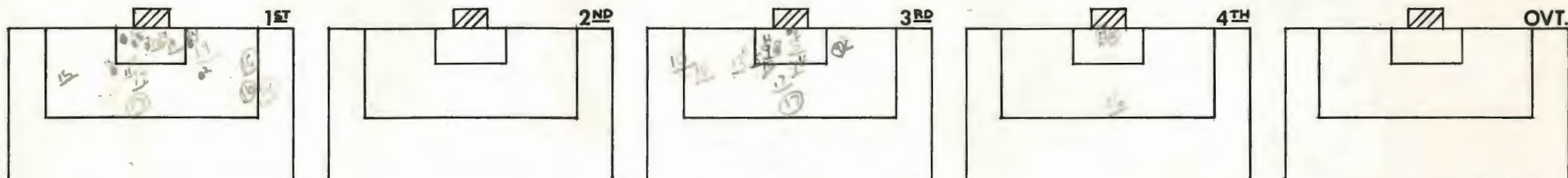
SCORER

15 15 15 15 3 3

1 2 3 4 5 6 7 8 9 10 CORNER KICKS

GOALIES: Koop, Jason (01)

GOALIE SAVES	1	2	3	4	5	6	7	8	9	10	11	12	13	14	15	16	17	18	19	20	21	22	23	24	25	26	27	28	29	30	31	32	33	34	35	REMARKS
NON-GOALIE SAVES																																				
OFF-SIDES	X	9	9																																	
FOUL THROW-IN																																				
INTERCEPTED PASS																																				
ONE ON ONE STEAL																																				
FOUL COMMITTED BY	6	X	7	10	X	3																														



SHOTS - GOALS - ASSISTS

INDIV. TOTALS

PLAYERS	Pos.	No.	FIRST QUARTER	SECOND QUARTER	THIRD QUARTER	FOURTH QUARTER	OVT	GOALS	ASSISTS	PTS
Adams, Gary	FB	8	A1		A1				2	
Beck, Paul	FB	16	A000		A1X				2	
Dieffenbaugh, Paul	HB	18	DA X 05					1	1	
Findley, Kyle	FB	2								
Horner, Lance	FB	12								
Hyatt, Dan	FB	7			XX 05			1		
Hyatt, Tim	F	19	X 02 A3 X X					1	1	
Kellogg, Andy	HB	17	X 02 02 05 0		X 0			3		
Martin, Bryce	HB	11	A2 07 X 4					1	1	
Riley, Doug	F	15	0 A1 A5 X					1	2	
Driscoll, Steve	HB	3								
Wheeler, Darwin	F	9			0 X 4			1		
Yi, Chae	F	5			X 07 X 0			1		
Murre, David	FB	14								
Hoeder, Eric	HB	13			X 05					
Rader, Scott	F	10			0 X X					
Douglas, Mark	FB	4								
Cammack, Steve	FB	6								

Georgia Tech

VISITING TEAM

Tim Tscharnards

COACH

Barry Walker

REFEREE

SCORE AT THE END OF

FIRST QTR	SECOND QTR	THIRD QTR	FOURTH QTR	FIRST OVT	SECOND OVT	THIRD OVT	FOURTH OVT
				1			
FIRST HALF				SECOND HALF			

Nov. 1, 1986

DATE

Holly Jackson

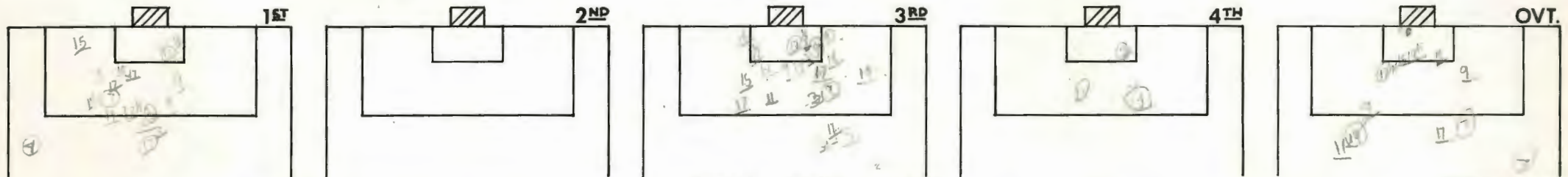
SCORER

1	2	3	4	5	6	7	8	9	10	CORNER KICKS

GOALIES: Jason Koop

GOALIE SAVES	1	2	3	4	5	6	7	8	9	10	11	12	13	14	15	16	17	18	19	20	21	22	23	24	25	26	27	28	29	30	31	32	33	34	35
NON-GOALIE SAVES	7																																		
OFF-SIDES	17	2																																	
FOUL THROW-IN																																			
INTERCEPTED PASS																																			
ONE ON ONE STEAL																																			
FOUL COMMITTED BY	X	7	16	3	X	9	X	2	X	12																									

REMARKS



SHOTS - GOALS - ASSISTS

INDIV. TOTALS

PLAYERS	Pos.	No.	FIRST QUARTER	SECOND QUARTER	THIRD QUARTER	FOURTH QUARTER	OVT	GOALS	ASSISTS	PTS
Adams, Eric	FB	8	0 X							
Anderson, Scott	FB	2			0 X					
Barber, Scott	FB	12	X		X					
Benson, Steve	FB	7					0			
Brantley, Tim	AR	18	X		X X V O H		X X P			
Lavelle, Andy	HB	17	0 X 0 X H 0 X X		X X V		0 X V O			
McIntyre, Bruce	HB	11			X P X O		X			
Hunt, Tim	F	19	X		X					
Riley, Doug	F	15	X X		X		4 X			1
Reed, Paul	FB	16					0 X			1
Whitaker, Darrell	F	9	X X		0 0 0 X X H		X X			
Yi, Chae	F	5								
Rader, Scott	E	10								
Benson, Steve	HB	7	0 X		X X X					
Whitaker, Darrell	HB	13								
Moore, David	FB	14					0			
Clark, Brad	WR	6								

REFEREE

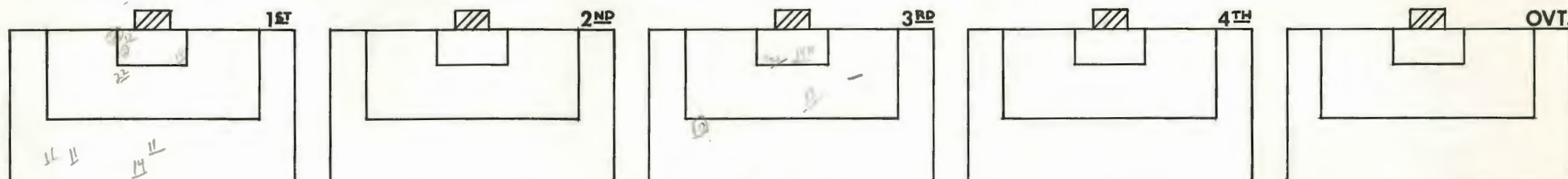
FIRST QTR	SECOND QTR	THIRD QTR	FOURTH QTR	FIRST OVT	SECOND OVT	THIRD OVT	FOURTH OVT
FIRST HALF		SECOND HALF					

SCORER

1	2	3	4	5	6	7	8	9	10
---	---	---	---	---	---	---	---	---	----

FOUL COMMITTED BY

REMARKS



INDIV. TOTALS

[illegible]

REFEREE

SCORE AT THE END OF

FIRST QTR	SECOND QTR	THIRD QTR	FOURTH QTR	FIRST OVT	SECOND OVT	THIRD OVT	FOURTH OVT
FIRST HALF		SECOND HALF					

DATE _____

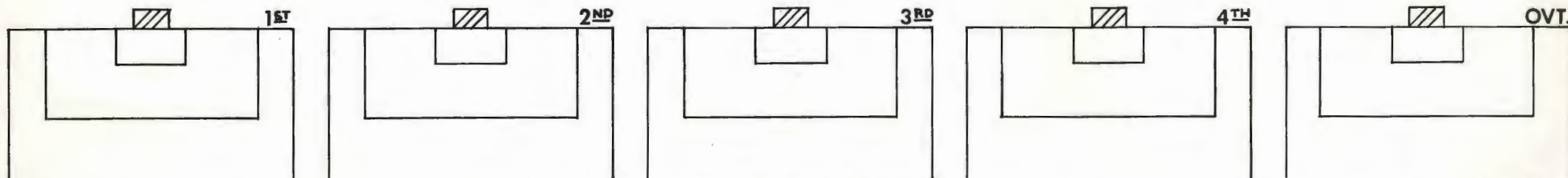
SCORER

1	2	3	4	5	6	7	8	9	10	CORNER KICKS
---	---	---	---	---	---	---	---	---	----	-----------------

GOALIES:[illegible]

REMARKS

0



SHOTS — GOALS — ASSISTS

INDIV. TOTALS

[illegible]

GFC

HOME TEAM

Tim Toulantaidis

COACH

John Palis Larry O'Leary

REFEREE

David London

GOALIES:

Koop Jason

SCORE AT THE END OF

FIRST QTR	SECOND QTR	THIRD QTR	FOURTH QTR	FIRST OVT	SECOND OVT	THIRD OVT	FOURTH OVT
		111					
FIRST HALF		SECOND HALF					

PLAYED AT

Holly Green

SCORER

15 15 15 15 15 15 15 15 15 15

X 2 3 4 5 6 7 8 9 10 CORNER KICKS

GOALIE SAVES

1 2 3 4 5 6 7 8 9 10 11 12 13 14 15 16 17 18 19 20 21 22 23 24 25 26 27 28 29 30 31 32 33 34 35

NON-GOALIE SAVES

OFF-SIDES

FOUL THROW-IN

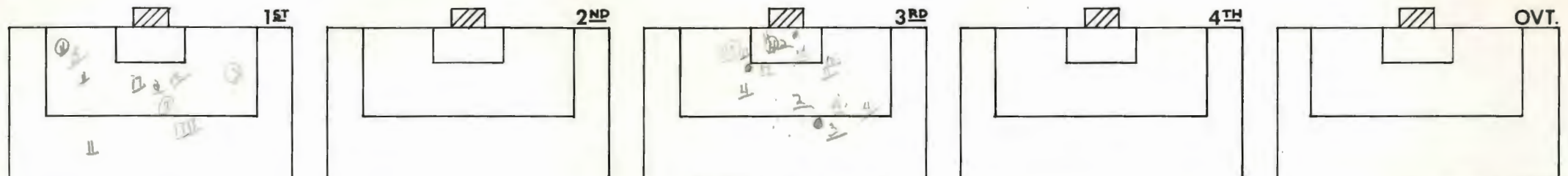
INTERCEPTED PASS

ONE ON ONE STEAL

FOUL COMMITTED BY

1 17 9 3 11 X 7 19

REMARKS



SHOTS - GOALS - ASSISTS

INDIV. TOTALS

PLAYERS	Pos.	No.	FIRST QUARTER	SECOND QUARTER	THIRD QUARTER	FOURTH QUARTER	OVT	GOALS	ASSISTS	PTS
Beck	FW	16			X 0:55:00			1		
Horton	FD	12								
Hyatt D	FD	7								
Moore	FD	11								
Lalene	HD	17	XXX		A' X A' X				2	
Benson	HD	3	0		X					
Diefenbach	HD	18	X							
Wheeler	F	9	XX		0 2:00 0 1:00 0 1:00			2	1	
Hyatt	F	19			0					
Riley	F	13	X 0:00							
Y. L. (1)	F	5								
Marshall (1)	HD	11	0 X X		X X					
Harber, Cole	HD	15								
Finley, Kyle	FW	2			X X					
Camacho, Steve	AD	6								
Mitchell, Lance	AD	4			X 0:00 X X					
Adams, Gary	FW	7								

George Fox College
VISITING TEAM

Coach Tsohanteridis

REFEREE

SCORE AT THE END OF

FIRST QTR	SECOND QTR	THIRD QTR	FOURTH QTR	FIRST OVT	SECOND OVT	THIRD OVT	FOURTH OVT
11							
FIRST HALF		SECOND HALF					

11-8 1986
DATE

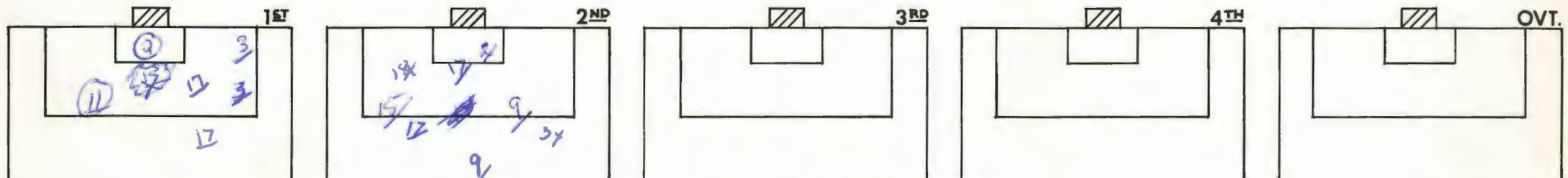
SCORER

1 2 3 4 5 6 7 8 9 10 CORNER KICKS

GOALIES:

GOALIE SAVES	1	2	3	4	5	6	7	8	9	10	11	12	13	14	15	16	17	18	19	20	21	22	23	24	25	26	27	28	29	30	31	32	33	34	35
NON-GOALIE SAVES																																			
OFF-SIDES	19	19	19	19																															
FOUL THROW-IN																																			
INTERCEPTED PASS																																			
ONE ON ONE STEAL																																			
FOUL COMMITTED BY																																			

REMARKS



SHOTS - GOALS - ASSISTS

INDIV. TOTALS

PLAYERS	Pos.	No.	FIRST QUARTER	SECOND QUARTER	THIRD QUARTER	FOURTH QUARTER	OVT	GOALS	ASSISTS	PTS
Beck	16	FB								
Adams	8	FB								
Hraff D	7	FB								
Moore	13	14	FB							
LaVelle	17	HB								
Martin	11	HB	3							
Diefenbaugh	18	HB								
Benson	13	3	HB							
Wheeler	7	9	F							
Riley	19	15	F							
Hys H T	19	F								
Mitchett	4	HB								
Hoefler	13	F/HB								
Cammark		6	FB							
Douglas		FB								
Findley	2	F/HB	3							
Yi	5	F								

REFEREE

SCORE AT THE END OF

FIRST QTR	SECOND QTR	THIRD QTR	FOURTH QTR	FIRST OVT	SECOND OVT	THIRD OVT	FOURTH OVT
FIRST HALF		SECOND HALF					

Concordia

PLAYED	AT
1	1
2	2
3	3
4	4
5	5
6	6
7	7
8	8
9	9
10	10
11	11
12	12
13	13
14	14
15	15
16	16
17	17
18	18
19	19
20	20
21	21
22	22
23	23
24	24
25	25
26	26
27	27
28	28
29	29
30	30
31	31
32	32
33	33
34	34
35	35
36	36
37	37
38	38
39	39
40	40
41	41
42	42
43	43
44	44
45	45
46	46
47	47
48	48
49	49
50	50
51	51
52	52
53	53
54	54
55	55
56	56
57	57
58	58
59	59
60	60
61	61
62	62
63	63
64	64
65	65
66	66
67	67
68	68
69	69
70	70
71	71
72	72
73	73
74	74
75	75
76	76
77	77
78	78
79	79
80	80
81	81
82	82
83	83
84	84
85	85
86	86
87	87
88	88
89	89
90	90
91	91
92	92
93	93
94	94
95	95
96	96
97	97
98	98
99	99
100	100

SCORER

1	2	3	4	5	6	7	8	9	10	CORNER KICKS
---	---	---	---	---	---	---	---	---	----	--------------

GOALIES:

GOALIE SAVES

NON-GOALIE SAVES

OFF-SIDES

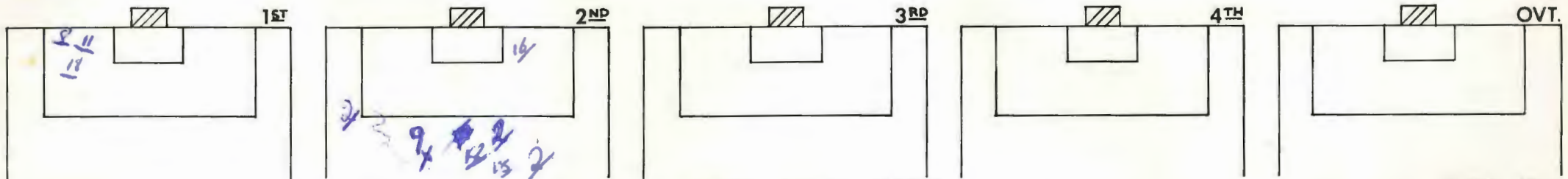
FOUL THROW-IN

INTERCEPTED PASS

ONE ON ONE STEAL

FOUL COMMITTED BY

REMARKS



SHOTS — GOALS — ASSISTS

INDIV. TOTALS

[illegible]

REFEREE

SCORE AT THE END OF

FIRST QTR	SECOND QTR	THIRD QTR	FOURTH QTR	FIRST OVT	SECOND OVT	THIRD OVT	FOURTH OVT
		11					
FIRST HALF		SECOND HALF					

DATE _____

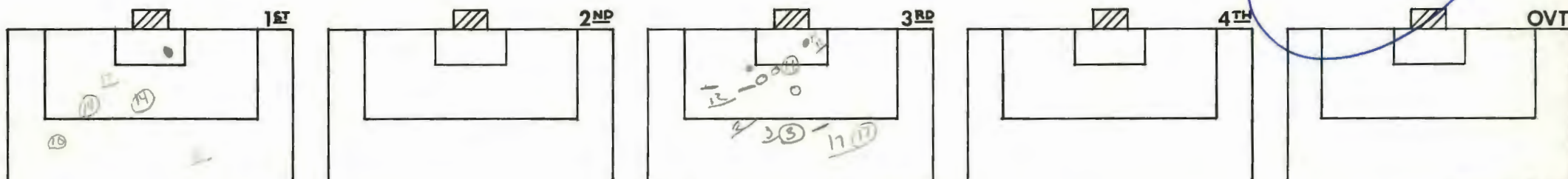
SCORER

1	2	3	4	5	6	7	8	9	10	CORNER KICKS
---	---	---	---	---	---	---	---	---	----	--------------

GOALIES: Henkel

[illegible]

REMARKS:



SHOTS — GOALS — ASSISTS

INDIV. TOTALS

[illegible]

REFEREE

GOALIES:

FOUL COMMITTED BY

FIRST HALF	SECOND HALF
1	1
2	2
3	3
4	4
5	5
6	6
7	7
8	8
9	9
10	10
11	11
12	12
13	13
14	14
15	15
16	16
17	17
18	18
19	19
20	20
21	21
22	22
23	23
24	24
25	25
26	26
27	27
28	28
29	29
30	30
31	31
32	32
33	33
34	34
35	35
36	36
37	37
38	38
39	39
40	40
41	41
42	42
43	43
44	44
45	45
46	46
47	47
48	48
49	49
50	50
51	51
52	52
53	53
54	54
55	55
56	56
57	57
58	58
59	59
60	60
61	61
62	62
63	63
64	64
65	65
66	66
67	67
68	68
69	69
70	70
71	71
72	72
73	73
74	74
75	75
76	76
77	77
78	78
79	79
80	80
81	81
82	82
83	83
84	84
85	85
86	86
87	87
88	88
89	89
90	90
91	91
92	92
93	93
94	94
95	95
96	96
97	97
98	98
99	99
100	100

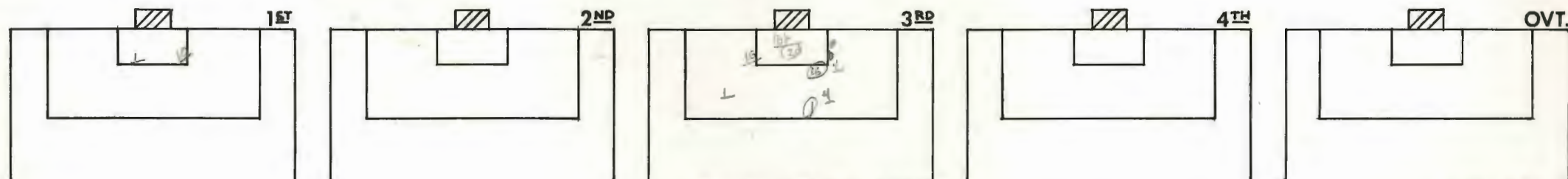
SCORER

1	2	3	4	5	6	7	8	9	10
---	---	---	---	---	---	---	---	---	----

CORNER KICKS

[illegible]

REMARKS



INDIV. TOTALS

[illegible]

TOURNAMENT

Houghton
HOME TEAM
Doug Burke - Dick Helbig
COACH
REFeree

SCORE AT THE END OF

FIRST QTR	SECOND QTR	THIRD QTR	FOURTH QTR	FIRST OVT	SECOND OVT	THIRD OVT	FOURTH OVT
		1					
FIRST HALF		SECOND HALF					

PLAYED AT

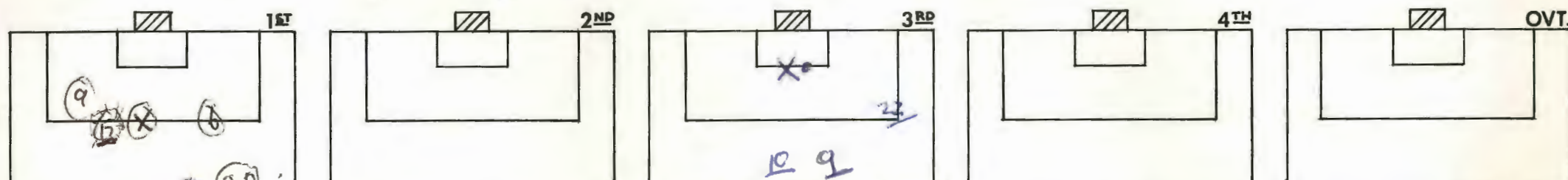
SCORER

X 2 3 4 5 6 7 8 9 10 CORNER KICKS 5

GOALIES:

GOALIE SAVES	7	1	2	3	4	5	6	7	8	9	10	11	12	13	14	15	16	17	18	19	20	21	22	23	24	25	26	27	28	29	30	31	32	33	34	35
NON-GOALIE SAVES	X																																			
OFF-SIDES	6																																			
FOUL THROW-IN	—																																			
INTERCEPTED PASS	—																																			
ONE ON ONE STEAL	—																																			
FOUL COMMITTED BY	10	15	7	5	9	7	5	7	10	7	5	5																								

REMARKS



SHOTS - GOALS - ASSISTS

INDIV. TOTALS

PLAYERS	Pos.	No.	FIRST QUARTER	SECOND QUARTER	THIRD QUARTER	FOURTH QUARTER	OVT	GOALS	ASSISTS	PTS
Kangas, Tim	K	1								
Thompson, Brian	FW	12								
Hall, Matt	RB	16								
Staples, Dave	LB	15 (X)								
Greacen, Matt	LB	13								
Ashley, Mark	RM	5								
Stokman, Greg	CM	10								
Parkinson, Scott	LM	9 (X)						1		
Clark, Billy	RW	20 (X)							1	
Meade, Paul	CF	6 (X)								
Cook, Jim	LW	7								
Mouw, Steve	C	17								
Davie, Keith	MF	11								
Glick, Murray	MF	22								
Moy, Derek	MF	14								
Beckford, Robert	L	19								
Boschard, Brad	B	21								

Bartlesville Wes
 VISITING TEAM
 Larry Mealy
 COACH
 REFEREE

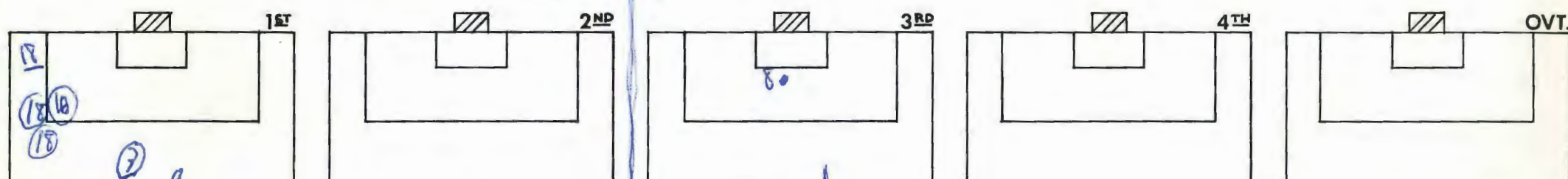
SCORE AT THE END OF							
FIRST QTR	SECOND QTR	THIRD QTR	FOURTH QTR	FIRST OVT	SECOND OVT	THIRD OVT	FOURTH OVT
		1					
FIRST HALF		SECOND HALF					

11-27-86
 DATE
 SCORER

1 2 3 4 5 6 7 8 9 10 CORNER KICKS

GOALIES:																																			KICKS		
GOALIE SAVES	1	2	3	4	5	6	7	8	9	10	11	12	13	14	15	16	17	18	19	20	21	22	23	24	25	26	27	28	29	30	31	32	33	34	35	REMARKS	
NON-GOALIE SAVES																																					
OFF-SIDES	18	9	3	9	18	8	8																														
FOUL THROW-IN	—																																				
INTERCEPTED PASS	—																																				
ONE ON ONE STEAL	—																																				
FOUL COMMITTED BY	6	3	3	9	7	8	5	9	12	20	5	5	4	20	1																						
GFC - 2 Bartlesville - 1																																					

GFC - 2
 Bartlesville - 1



			SHOTS - GOALS - ASSISTS					INDIV. TOTALS		
PLAYERS	Pos.	No.	FIRST QUARTER	SECOND QUARTER	THIRD QUARTER	FOURTH QUARTER	OVT	GOALS	ASSISTS	PTS
Anthony Camacho	K	1								
Darrell Thomas	SW	5								
Robert Gonselvs	RB	6								
Tickford Roberts	CB	8								
Rich Moorlach	LB	4								
Benny Dintor	RM	10								
St. Clair George		3 (X)								
Fran Gonzalez		2								
John Quinn		9 XX								
Gary Bigger		20								
Juan Flores		18 X XXX								
Ron Brown	CF	12								
Craig Carlson	RM	17								
Mark Roark	LM	15								

* Geo Fox *

HOME TEAM

Tim T

COACH

REFEREE

Koop

SCORE AT THE END OF

FIRST QTR	SECOND QTR	THIRD QTR	FOURTH QTR	FIRST OVT	SECOND OVT	THIRD OVT	FOURTH OVT
		2					
FIRST HALF		SECOND HALF					

PLAYED AT

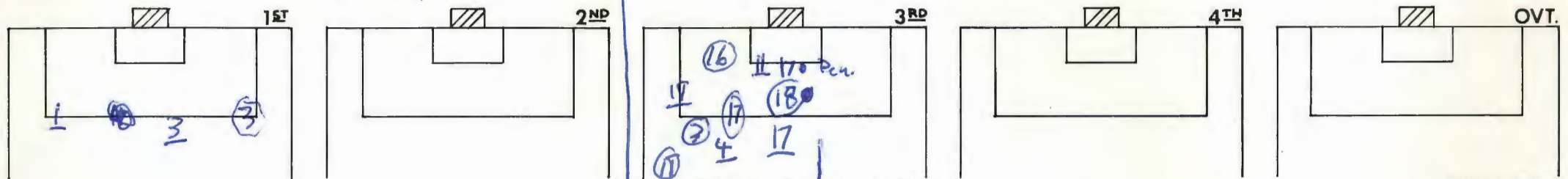
Don Wane

SCORER

* 1 2 3 4 5 6 7 8 9 10 CORNER KICKS

GOALIES:

GOALIE SAVES	1	2	3	4	5	6	7	8	9	10	11	12	13	14	15	16	17	18	19	20	21	22	23	24	25	26	27	28	29	30	31	32	33	34	35
NON-GOALIE SAVES																																			
OFF-SIDES	8	18	17	9	15	10	10	10																											
FOUL THROW-IN						10																													
INTERCEPTED PASS																																			
ONE ON ONE STEAL																																			
FOUL COMMITTED BY	11	17	18	14	18	15	19	18	8	18	18	7	18	2	18																				



SHOTS - GOALS - ASSISTS

INDIV. TOTALS

PLAYERS	Pos.	No.	FIRST QUARTER	SECOND QUARTER	THIRD QUARTER	FOURTH QUARTER	OVT	GOALS	ASSISTS	PTS
J. Koop	GK	1	X							
Beck		18								
Hyatt, D.		7								
Horton		12								
Moore		14								
Benson		3	X							
LaVeigne		18								
Dieffenbaugh		18								
Martin		11								
Riley		15								
Adams		8								
Hoeter		13								
Mitchell		4								
Findley		2								
Hyatt, T.		19								
Wheeler		9								
Shinn		10								

La Tourneau
 VISITING TEAM
David Diehl
 COACH
 REFEREE

SCORE AT THE END OF							
FIRST QTR	SECOND QTR	THIRD QTR	FOURTH QTR	FIRST OVT	SECOND OVT	THIRD OVT	FOURTH OVT
	0	1					
FIRST HALF		SECOND HALF					

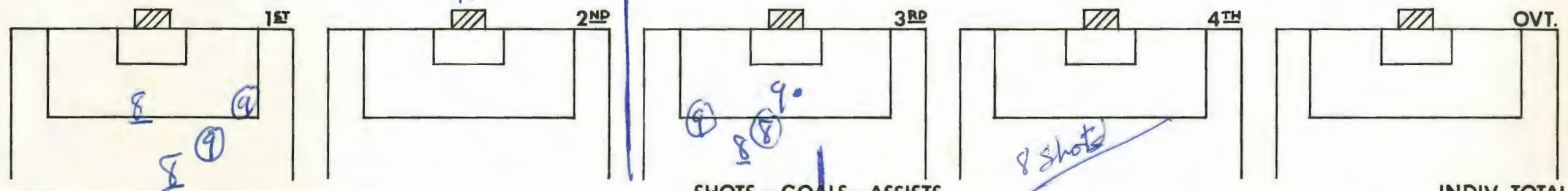
11-25-86
 DATE
 SCORER

1 2 3 4 5 6 7 8 9 10 CORNER KICKS

GOALIES:

GOALIE SAVES	1	2	3	4	5	6	7	8	9	10	11	12	13	14	15	16	17	18	19	20	21	22	23	24	25	26	27	28	29	30	31	32	33	34	35
NON-GOALIE SAVES																																			
OFF-SIDES	9	9	5																																
FOUL THROW-IN	—																																		
INTERCEPTED PASS	—																																		
ONE ON ONE STEAL	—																																		
FOUL COMMITTED BY	18	11	10	18	13	9	14	10	18	9	4	9	5	9																					

REMARKS



SHOTS - GOALS - ASSISTS

INDIV. TOTALS

PLAYERS	Pos.	No.	FIRST QUARTER	SECOND QUARTER	THIRD QUARTER	FOURTH QUARTER	OVT	GOALS	ASSISTS	PTS
Scott Courmeyer	K	1								
Dan Lam	SW	2								
Rob Korn	RB	10								
Dan Black	CB	18								
Scott Hansen	LB	22								
Jim Straubel	RM	7								
Doug Koppe	CM	14								
Paul Rich	LM	3								
Todd DeGroot	RW	11								
David Busewitz	CF	8								
Carlos Fuja	LW	9								
Paul Leoner	B	12								
Dale Mox	M	15								
Kenny Remley	M	4								
Doug Drew	F	5								
Charlie Eyring	B	13								
Steve Schmidt	F	24								

* GFC
 HOME TEAM
Tim T
 COACH
 REFEREE

SCORE AT THE END OF							
FIRST QTR	SECOND QTR	THIRD QTR	FOURTH QTR	FIRST OVT	SECOND OVT	THIRD OVT	FOURTH OVT
2	—	2					
FIRST HALF				SECOND HALF			

LeTourneau
 PLAYED AT
Don Wanda
 SCORER

1 2 3 4 5 6 7 8 9 10 CORNER KICKS

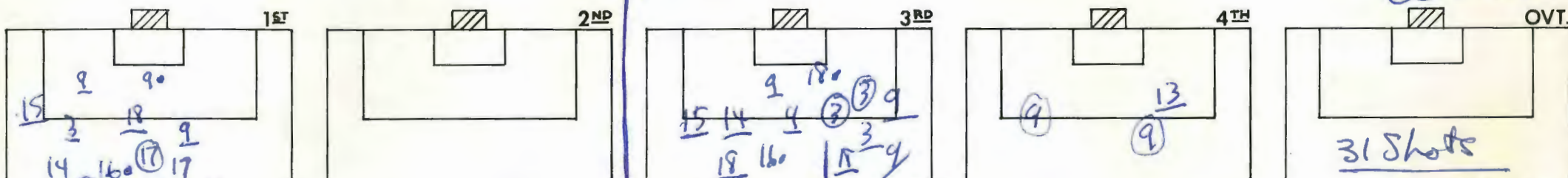
GOALIES:

GOALIE SAVES	1	2	3	4	5	6	7	8	9	10	11	12	13	14	15	16	17	18	19	20	21	22	23	24	25	26	27	28	29	30	31	32	33	34	35
NON-GOALIE SAVES																																			
OFF-SIDES	19	18	9	9																															
FOUL THROW-IN	1																																		
INTERCEPTED PASS	1																																		
ONE ON ONE STEAL	1																																		
FOUL COMMITTED BY	14	18	16	9	3	16	9	7	13	12	7	15	1	11	19	3	7	17	12	19	16														

REMARKS

Ass't - 15
 Ass't - 15
 Ass't - 16
 Ass't - 17

4-1
 Win



SHOTS - GOALS - ASSISTS

INDIV. TOTALS

PLAYERS	Pos.	No.	FIRST QUARTER	SECOND QUARTER	THIRD QUARTER	FOURTH QUARTER	OVT	GOALS	ASSISTS	PTS
Jason Koop		1								
Paul B.		16						11	1	
Dan H.		7								
Lance H.		12								
Daryl M.		14	X		X					
Steve B.		3	X		X					
Andy L.		18			X			1		
Paul D.		17	X		X				1	
Doug R.		15	X		X				1	
Darwin W.		9	X		X					
Byron M.		11	X		X					
Gary A.		8								
Lance M.		4								
Kyle F.		1								
Tim H.		19								
Dan S.		10								
Erik H.		13								

REFEREE

SCORE AT THE END OF

FIRST QTR	SECOND QTR	THIRD QTR	FOURTH QTR	FIRST OVT	SECOND OVT	THIRD OVT	FOURTH OVT
FIRST HALF		SECOND HALF					

GFC

PLAYED AT

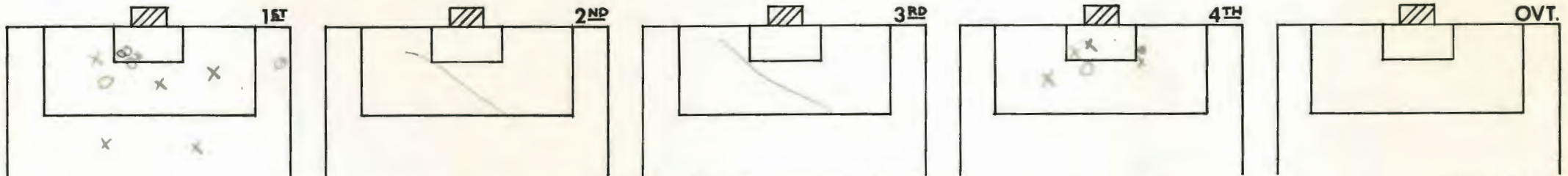
SCORER

1	2	3	4	5	6	7	8	9	10	CORNER KICKS
--------------	--------------	--------------	--------------	---	---	---	---	---	----	-----------------

GOALIES: KODD / J. Workman

[illegible]

REMARKS



SHOTS — GOALS — ASSISTS

INDIV. TOTALS

[illegible]

Alumni
VISITING TEAM

COACH

REFEREE

SCORE AT THE END OF

FIRST QTR	SECOND QTR	THIRD QTR	FOURTH QTR	FIRST OVT	SECOND OVT	THIRD OVT	FOURTH OVT
FIRST HALF		SECOND HALF					

DATE

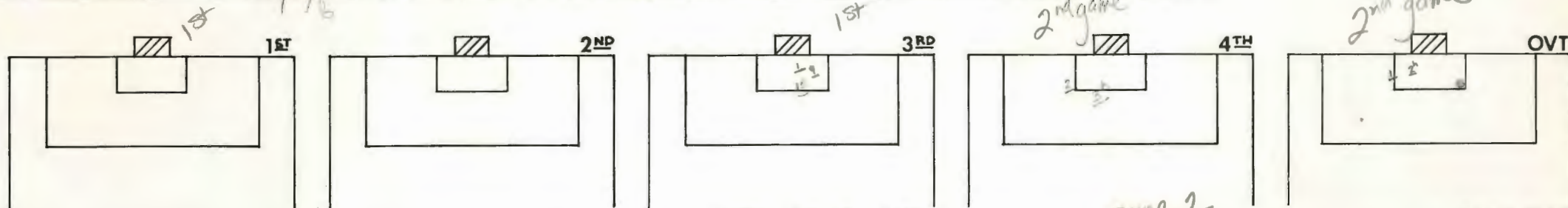
SCORER

1	2	3	4	5	6	7	8	9	10	CORNER KICKS
---	---	---	---	---	---	---	---	---	----	--------------

GOALIES: Brian / Score / Bryan / Score

GOALIE SAVES	1	2	3	4	5	6	7	8	9	10	11	12	13	14	15	16	17	18	19	20	21	22	23	24	25	26	27	28	29	30	31	32	33	34	35
NON-GOALIE SAVES	3	X						X																											
OFF-SIDES																																			
FOUL THROW-IN																																			
INTERCEPTED PASS																																			
ONE ON ONE STEAL																																			
FOUL COMMITTED BY	X	X																																	

REMARKS



SHOTS — GOALS — ASSISTS

INDIV. TOTALS

PLAYERS	Pos.	No.	FIRST QUARTER	SECOND QUARTER	THIRD QUARTER	FOURTH QUARTER	OVT	GOALS	ASSISTS	PTS
S. Benson	PH	1	X			X				
P. Beck	P	2			X	X ^h				
S. Randal	F	3	X ^h							
D. Hyatt	D	4								
K. Lindsey	D	5								
P. Peterson	D	6								
M. Dickinson	F	7								
E. Hoffer	H	8								
L. Mitchell	H	9	X							
K. Altman	S	10								
D. Wan		11								
J. Johnson		12	X							
S. Camik		13								
P. Marchant		14								
D. Wilson		15								
W. W.		16								
M. Vernon		17								
T. Smith		18								
B. Clark		19								

6FC
HOME TEAM
Tim
COACH
Paul Blay
REFEREE

SCORE AT THE END OF							
FIRST QTR	SECOND QTR	THIRD QTR	FOURTH QTR	FIRST OVT	SECOND OVT	THIRD OVT	FOURTH OVT
FIRST HALF				SECOND HALF			

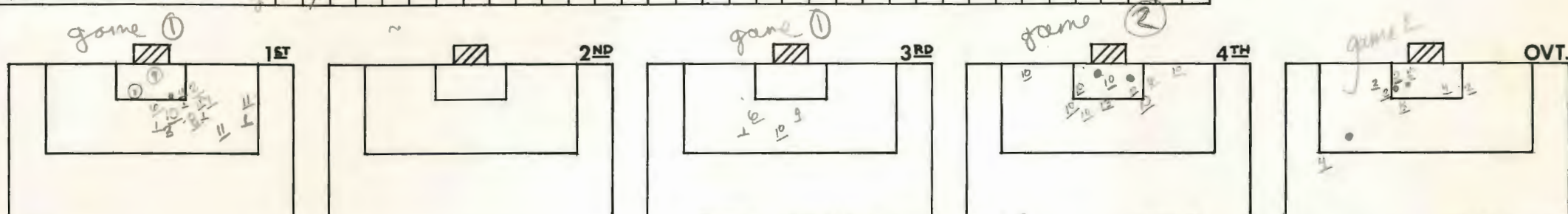
6FC Colorado
PLAYED AT
1800
SCORER

X	2	3	4	5	6	7	8	9	10	CORNER KICKS
8	8	1	4							

GOALIES: Jason Kopp / J. Workman / KOP / Workman

GOALIE SAVES	1	2	3	4	5	6	7	8	9	10	11	12	13	14	15	16	17	18	19	20	21	22	23	24	25	26	27	28	29	30	31	32	33	34	35
NON-GOALIE SAVES																																			
OFF-SIDES		X	X																																
FOUL THROW-IN																																			
INTERCEPTED PASS																																			
ONE ON ONE STEAL																																			
FOUL COMMITTED BY		X	X																																

REMARKS



SHOTS - GOALS - ASSISTS game 2

game 2

INDIV. TOTALS

PLAYERS	Pos.	No.	FIRST QUARTER	SECOND QUARTER	THIRD QUARTER	FOURTH QUARTER	OVT	GOALS	ASSISTS	PTS
C. Walker H	F	1	0 XXXX	F. Thomas D 1	X	1 T. Hyatt F				
L. Horton D	D	2	XX	J. Steele D 2		2 D. Lavine F XXX X X X				
P. Diekenbaugh D	D	3		J. Lyda D 3	Xa	3 D. Riley F				
D. Moore D	D	4		S. Higgins D 4		4 C. Walker H X X a				
G. Adams D	D	5		N. Hoffman H 5		5 G. Vanaas H				
B. Martin H	H	6	X	N. Miller H 6	X X	6 N. Miller H				
A. Lavine H	H	7		L. Court H 7		7 G. Adams D				
G. Vanaas H	H	8	X	Mackay F 8		8 F. Thomas D X				
D. Lavine F	F	9	• X	D. Riley F 9	X	9 J. Steele D				
J. Schunk F	F	10	X	Chae Y F 10	X X X a X X X X X	10 J. Lyda D				
T. Hyatt F	F	11	XX X X			11 B. Martin H				
C. Williams H	H	12								
S. Holmberg F	F	13								
David F	F	14								
Victor D	D	15								
S. Riley H	H	16								

REFEREE

PLAYED AT	
1	1950-1951
2	1952-1953
3	1954-1955
4	1956-1957
5	1958-1959
6	1960-1961
7	1962-1963
8	1964-1965
9	1966-1967
10	1968-1969
11	1970-1971
12	1972-1973
13	1974-1975
14	1976-1977
15	1978-1979
16	1980-1981
17	1982-1983
18	1984-1985
19	1986-1987
20	1988-1989
21	1990-1991
22	1992-1993
23	1994-1995
24	1996-1997
25	1998-1999
26	2000-2001
27	2002-2003
28	2004-2005
29	2006-2007
30	2008-2009
31	2010-2011
32	2012-2013
33	2014-2015
34	2016-2017
35	2018-2019
36	2020-2021
37	2022-2023
38	2024-2025
39	2026-2027
40	2028-2029
41	2030-2031
42	2032-2033
43	2034-2035
44	2036-2037
45	2038-2039
46	2040-2041
47	2042-2043
48	2044-2045
49	2046-2047
50	2048-2049
51	2050-2051
52	2052-2053
53	2054-2055
54	2056-2057
55	2058-2059
56	2060-2061
57	2062-2063
58	2064-2065
59	2066-2067
60	2068-2069
61	2070-2071
62	2072-2073
63	2074-2075
64	2076-2077
65	2078-2079
66	2080-2081
67	2082-2083
68	2084-2085
69	2086-2087
70	2088-2089
71	2090-2091
72	2092-2093
73	2094-2095
74	2096-2097
75	2098-2099
76	2100-2101
77	2102-2103
78	2104-2105
79	2106-2107
80	2108-2109
81	2110-2111
82	2112-2113
83	2114-2115
84	2116-2117
85	2118-2119
86	2120-2121
87	2122-2123
88	2124-2125
89	2126-2127
90	2128-2129
91	2130-2131
92	2132-2133
93	2134-2135
94	2136-2137
95	2138-2139
96	2140-2141
97	2142-2143
98	2144-2145
99	2146-2147
100	2148-2149
101	2150-2151
102	2152-2153
103	2154-2155
104	2156-2157
105	2158-2159
106	2160-2161
107	2162-2163
108	2164-2165
109	2166-2167
110	2168-2169
111	2170-2171
112	2172-2173
113	2174-2175
114	2176-2177
115	2178-2179
116	2180-2181
117	2182-2183
118	2184-2185
119	2186-2187
120	2188-2189
121	2190-2191
122	2192-2193
123	2194-2195
124	2196-2197
125	2198-2199
126	2200-2201
127	2202-2203
128	2204-2205
129	2206-2207
130	2208-2209
131	2210-2211
132	2212-2213
133	2214-2215
134	2216-2217
135	2

SCORER

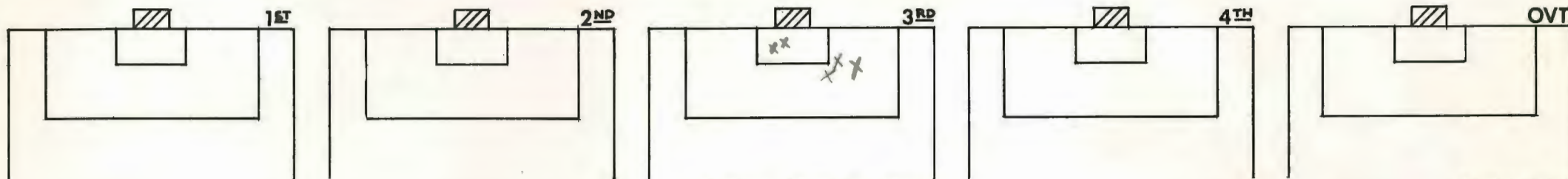
1	2	3	4	5	6	7	8	9	10	CORNER KICKS
---	---	---	---	---	---	---	---	---	----	-----------------

GOALIES:

FIRST QTR	SECOND QTR	THIRD QTR	FOURTH QTR	FIRST OVT	SECOND OVT	THIRD OVT	FOURTH OVT
FIRST HALF		SECOND HALF					

[illegible]

REMARKS

**SHOTS — GOALS — ASSISTS**

INDIV. TOTALS

[illegible]

SEASON GAME SCORES

HOME TEAM		VS SCORES			VISITING TEAM
GFC	W	6	✓	1	Multnomah S.B.
G.F.C.	T	2	✓	2	Evergreen State
G.F.C.	L	1	✓	2	Pacific University
G.F.C.	L	2	✓	3	Concordia
G.F.C.	W	7	✓	0	NORTHWEST COL
G.F.C.	W	5	✓	2	Lincoln
G.F.C.	L	0	✓	2	Warner Pacific
GFC.	L	0	✓	2	Willamette
G.F.C.	W	3	✓	1	Lewis + Clark
G.F.C.	W	4	✓	0	Columbia Christian
G.F.C.	L	0	✓	3	College of Idaho
G.F.C.	L	1	✓	3	N. W. C
GFC	W	9	✓	0	Multnomah
G.F.C.	W	1	✓	0	Western Baptist
PLAYOFFS					Total
George Fox	W	3	✓	0	Western Baptist
G. F. C.	W	2	✓	0	Concordia
← Nationals →					
George Fox	L	0	✓	1	Houghton
George Fox	W	2	✓	1	Bartlesville
G	W	4	✓	1	La Trobe

TOTAL GOALS

GFC	OPP
6	1
2	2
1	2
2	3
7	0
5	2
0	2
0	2
3	1
4	0
0	3
1	3
9	0
1	0
41	21
3	0
2	0
0	1
2	1
4	1

LEAGUE GOALS

GFC	OPP
6	1
—	—
—	—
2	3
7	0
—	—
—	—
—	—
—	—
4	0
—	—
—	—
9	0
1	0
29	4
3	0
2	0
0	1
2	2
4	1

RECORD TO DATE

OVERALL	LEAGUE
1-0-0	0-0-0
1-0-1	1-0-0
1-1-1	1-0-0
1-2-1	1-1-0
2-2-1	2-1-0
3-2-1	2-1-0
3-3-1	2-1-0
3-4-1	2-1-0
4-4-1	2-1-0
5-4-1	3-1-0
5-5-1	3-1-0
5-6-1	3-1-0
6-6-1	4-1-0
7-6-1	5-1-0
-	-
-	-
8-6-1	-
9-6-1	-
-	-
-	-
9-7-1	5-2-0
10-7-1	6-2-0
11-7-1	7-2-0

