

1986

1986 Statistics

George Fox University Archives

Follow this and additional works at: https://digitalcommons.georgefox.edu/athletics_womentrack

Recommended Citation

George Fox University Archives, "1986 Statistics" (1986). *Women's Track and Field*. 21.
https://digitalcommons.georgefox.edu/athletics_womentrack/21

This Statistics is brought to you for free and open access by the George Fox University Athletics at Digital Commons @ George Fox University. It has been accepted for inclusion in Women's Track and Field by an authorized administrator of Digital Commons @ George Fox University. For more information, please contact arolfe@georgefox.edu.

WOMEN'S
UNIVERSITY OF PUGET SOUND/GEORGE FOX COLLEGE
DUAL TRACK MEET
April 19, 1986

Javelin

1. Patricia Perry, 146'1" UPS
2. Denise Fox, 141'7" GF
3. Teresa Holleman, 66'5" UPS

4 x 100 Relay

1. UPS, 52.7

Shot

1. Cheryl Funk, 37'7 1/8" GF
2. Sherri Sanders, 35'1 3/4" UPS
3. Beth Druffel, 25'11" UPS

1500 M

1. Lisa Garnett, 5:02.1 UPS
2. Nancy Roley, 5:10.4 GF

High Jump

1. Michael Miller, 5'2" UPS
2. Sue Wolsey, 5'0"
3. Patricia Perry, 4'10" UPS

100 M Hurdles

1. Mary Kusler, 15.5 UPS
2. Karen Wilkinson, 17.4 GF
3. Kristen Steiner, 17.9 UPS
4. Patricia Perry, 18.2 UPS

400 Meter

1. Heather Sullivan, 62.8 UPS

Long Jump

1. Michael Miller, 16'5 1/2" UPS
2. Jill Burgher, 15'7" UPS
3. Sue Wolsey, 15'4" GF

100 Meter

1. Patience Harrison, 12.9 UPS
2. Teresa Holleman, 13.3 UPS

800 Meters

1. Lisa Garnett, 2:26.7 UPS
2. Patricia Anderson, 2:27.3 UPS
3. Kelly Mannon, 2:41.0 UPS

400 M Hurdles

1. Jill Burgher, 1:08.2 UPS
2. Kristen Steiner, 1:13.2 UPS
3. Karen Wilkinson, 1:17.5 GF

UPS GF

6	3
6	3
9	3
4	5
13	8
5	3
18	11
6	3
24	14
6	3
30	17
35	17
8	1
43	18
51	18
9	0
60	18
8	1
68	19

200 Meter

1. Mary Kusler, 27.0 UPS
2. Jill Burgher, 28.0 UPS
3. Patricia Perry, 29.7 UPS

Triple Jump

1. Kristen Steiner, 31'8" UPS
2. Michael Miller, 30'11" UPS

Discus

1. Paula Wittenberg, 127'8 1/2" GF
2. Cheryl Funk, 113'8" GF
3. Margaret Wright, 111'10 1/2" UPS

3000 Meter

1. Heather Sullivan, 10:13.3 UPS
2. Jennifer Eastman, 10:14.6 UPS
3. Molly Ostlund, 10:21.5 UPS
4. Cheryl Moores, 10:22.9 UPS
5. Mary Dorman, 12:06.8 UPS

8 x 200 M Relay

1. UPS, 14:15.1

UPS GF

9	0
77	19
8	0
85	19
1	8
86	27
9	0
95	27
21	29

WOMEN'S
UNIVERSITY OF PUGET SOUND/GEORGE FOX COLLEGE
DUAL TRACK MEET
April 19, 1986

Javelin

1. Patricia Perry, 146'1" UPS
2. Denise Fox, 141'7" GF
3. Teresa Holleman, 66'5" UPS

4 x 100 Relay

1. UPS 52.7

Shot

1. Cheryl Funk, 37'7 1/8" GF
2. Sherri Sanders, 35'1 3/4" UPS
3. Beth Druffel, 25'11" UPS

1500 M

1. Lisa Garnett, 5:02.1 UPS
2. Nancy Roley, 5:10.4 GF

High Jump

1. Michal Miller, 5'2" UPS
2. Sue Wolsey, 5'0"
3. Patricia Perry, 4'10" UPS

100 M Hurdles

1. Mary Kusler, 15.5 UPS
2. Karen Wilkinson, 17.4 GF
3. Kristen Steiner, 17.9 UPS
4. Patricia Perry, 18.2 UPS

400 Meter

1. Heather Sullivan, 62.8 UPS

Long Jump

1. Michal Miller, 16'5 1/2" UPS
2. Jill Burgher, 15'7" UPS
3. Sue Wolsey, 15'4" GF

100 Meter

1. Patience Harrison, 12.8 UPS
2. Teresa Holleman, 13.3 UPS

800 Meters

1. Lisa Garnett, 2:26.7 UPS
2. Patricia Anderson, 2:27.3 UPS
3. Kelly Mannon, 2:41.0 UPS

400 M Hurdles

1. Jill Burgher, 1:08.2 UPS
2. Kristen Steiner, 1:13.2 UPS
3. Karen Wilkinson, 1:17.5 GF

UPS	GF
6	3
6	3
9	3
4	5
13	8
5	3
18	11
6	3
24	14
6	3
30	17
35	17
8	1
43	18
51	18
9	0
60	18
8	1
68	19

200 Meter

1. Mary Kusler, 27.0 UPS
2. Jill Burgher, 28.0 UPS
3. Patricia Perry, 29.7 UPS

Triple Jump

1. Kristen Steiner, 31'8" UPS
2. Michal Miller, 30'11" UPS

Discus

1. Paula Wittenberg, 127'8 1/2" GF
2. Cheryl Funk, 113'8" GF
3. Margaret Wright, 111'10 1/2" UPS

3000 Meter

1. Heather Sullivan, 10:13.3 UPS
2. Jennifer Eastman, 10:14.6 UPS
3. Molly Ostlund, 10:21.5 UPS
4. Cheryl Moores, 10:22.9 UPS
5. Mary Dorman, 12:06.8 UPS

8 x 200 M Relay

1. UPS, 14:15.1

UPS	GF
9	0
77	19
8	0
85	19
1	8
86	27
9	0
95	27

WOMEN'S
UNIVERSITY OF PUGET SOUND/GEORGE FOX COLLEGE
DUAL TRACK MEET
April 19, 1986

Javelin

1. Patricia Perry, 146'1" UPS
2. Denise Fox, 141'7" GF
3. Teresa Holleman, 66'5" UPS

4 x 100 Relay

1. UPS 52.7

Shot

1. Cheryl Funk, 37'7 1/8" GF
2. Sherri Sanders, 35'1 3/4" UPS
3. Beth Druffel, 25'11" UPS

1500 M

1. Lisa Garnett, 5:02.1 UPS
2. Nancy Roley, 5:10.4 GF

High Jump

1. Michal Miller, 5'2" UPS
2. Sue Wolsey, 5'0"
3. Patricia Perry, 4'10" UPS

100 M Hurdles

1. Mary Kusler, 15.5 UPS
2. Karen Wilkinson, 17.4 GF
3. Kristen Steiner, 17.9 UPS
4. Patricia Perry, 18.2 UPS

400 Meter

1. Heather Sullivan, 62.8 UPS

Long Jump

1. Michal Miller, 16'5 1/2" UPS
2. Jill Burgher, 15'7" UPS
3. Sue Wolsey, 15'4" GF

100 Meter

1. Patience Harrison, 12.9 UPS
2. Teresa Holleman, 13.3 UPS

300 Meters

1. Lisa Garnett, 2:26.7 UPS
2. Patricia Anderson, 2:27.3 UPS
3. Kelly Mannon, 2:41.0 UPS

400 M Hurdles

1. Jill Burgher, 1:08.2 UPS
2. Kristen Steiner, 1:13.2 UPS
3. Karen Wilkinson, 1:17.5 GF

UPS	GF
6	3
6	3
9	3
4	5
13	8
5	3
18	11
6	3
24	14
6	3
30	17
35	17
8	1
43	18
51	18
9	0
60	18
8	1
68	19

200 Meter

1. Mary Kusler, 27.0 UPS
2. Jill Burgher, 28.0 UPS
3. Patricia Perry, 29.7 UPS

Triple Jump

1. Kristen Steiner, 31'8" UPS
2. Michal Miller, 30'11" UPS

Discus

1. Paula Wittenberg, 127'8 1/2" GF
2. Cheryl Funk, 113'8" GF
3. Margaret Wright, 111'10 1/2" UPS

3000 Meter

1. Heather Sullivan, 10:13.3 UPS
2. Jennifer Eastman, 10:14.6 UPS
3. Molly Ostlund, 10:21.5 UPS
4. Cheryl Moores, 10:22.9 UPS
5. Mary Dorman, 12:06.8 UPS

8 x 200 M Relay

1. UPS, 14:15.1

UPS	GF
9	0
77	19
8	0
85	19
1	8
86	27
9	0
95	27

April 21-22, 1986

NAIA DISTRICT II DECATHLON HEPTATHLON CHAMPIONSHIPS

<u>NAME</u>	<u>PLACE</u>	<u>100-H</u>	<u>H-JUMP</u>	<u>S-PUT</u>	<u>200</u>	<u>L-JUMP</u>	<u>JAVELIN</u>	<u>800</u>	<u>TOTAL</u>
Sherm Jenson Western Oregon	1	15.8 709	4'11" 621	30'11" 492	26.6 725	16'10 $\frac{1}{4}$ " 598	116'11" 584	2:20.2 818	4547
Shelly Woodside Linfield	2	15.2 784	4'7 $\frac{1}{2}$ " 523	24'7 $\frac{3}{4}$ " 368	26.9 700	16'4 $\frac{3}{4}$ " 559	84'1 $\frac{1}{2}$ " 394	2:31.2 675	4003
Lisa Lind Linfield	3	16.2 661	5'1 $\frac{1}{4}$ " 689	25'1 $\frac{1}{2}$ " 375	27.9 620	15'5" 479	98'11" 475	2:39.3 578	3877
Cathy Buhler University of Portland	4	16.7 603	4'8 $\frac{3}{4}$ " 555	28'9" 449	26.4 742	15'2 $\frac{3}{4}$ " 464	80'1 $\frac{1}{2}$ " 371	2:30.1 689	3873
Carolyn Lafferty Northwest Nazarene	5	19.2 350	5'1 $\frac{1}{4}$ " 689	28'3" 439	26.7 717	16'4 $\frac{3}{4}$ " 559	115'2" 574	2:42.5 542	3870
Leslie Johnson Lewis and Clark	6	17.8 484	4'9 $\frac{3}{4}$ " 588	31'6 $\frac{1}{2}$ " 504	28.7 559	15'3" 466	127'4" 645	3:03.9 328	3574
Sarah Lowell Lewis and Clark	7	16.5 626	4'9 $\frac{3}{4}$ " 588	26'8" 349	28.2 597	13'8" 347	80'2 $\frac{1}{2}$ " 372	2:45.1 513	3450
Michelle Thomas Lewis and Clark	8	17.8 484	4'9 $\frac{3}{4}$ " 588	23'8 $\frac{1}{4}$ " 349	28.2 597	15'3 $\frac{3}{4}$ " 472	59'1 $\frac{1}{4}$ " 252	2:40.8 561	3303
Debbie French Southern Oregon	9	21.7 161	3'11 $\frac{1}{4}$ " 312	28'7 $\frac{1}{2}$ " 446	31.4 374	13'3 $\frac{3}{4}$ " 303	94'7" 455	3:05.6 313	2364

TEAMS WOSC, George Fox

(VJOURNED)

LOCATION Big H

DATE 7-2-76 SCORING 5-3-2-1 WEATHER Boring (Cool + Overcast)

EVENT	FIRST PLACE	SECOND PLACE	THIRD PLACE	FOURTH PLACE	50SC	WOSC	GF
100 Yard	Didson	Hansen	Williams	Byrum	7	7	0
200 Yard	Garrison	Funk	Pike	Byrum	7	14	3
300 Yard	Wosc	50SC	32-10	31-4	3	17	0
400 Yard	50.19	50.51	Hudson	Derrick	0	17	3
500 Yard	Didson Garrison	K. O'Quary	5.01.6	5.04.19	0	17	3
600 Yard	4.52.5	4.55.02	Willkinson	Ward	6	23	5
700 Yard	Olson	Jensen	18.95	17.04	3	26	5
800 Yard	5-3	Doyle	Gomis		3	26	5
900 Yard	5-3	4-16	4-8		3	26	5
1000 Yard	Wosc	Stact	Howard		3	26	5
1100 Yard	Wosc	1.05.08	1.01.75		3	26	5
1200 Yard	1.05.08	Bartholomew	Osborn	Ethman	1	30	5
1300 Yard	135-11	Jensen	128-4 1/2	128-6	3	33	10
1400 Yard	Wosc	12.45	Elson	Didson	3	33	10
1500 Yard	Wosc	11.4-1/2	12.71	12.82	4	37	17
1600 Yard	Wosc	11.4-1/2	Funk	Ethman	4	37	17
1700 Yard	Wosc	11.4-1/2	104-3	105-7	1	38	17
1800 Yard	Wosc	11.4-1/2	Derrick	Gant	3	41	17
1900 Yard	Wosc	11.4-1/2	2.24.23	3.31.2	3	41	17
2000 Yard	Wosc	11.4-1/2	Stact	Williams	3	41	17
2100 Yard	Wosc	11.4-1/2	7.7.0	2.0.0	3	41	17
2200 Yard	Wosc	11.4-1/2	11.53.64	12.07.23	3	41	17
2300 Yard	Wosc	11.4-1/2	11.53.64	12.07.23	3	41	17
2400 Yard	Wosc	11.4-1/2	11.53.64	12.07.23	3	41	17
2500 Yard	Wosc	11.4-1/2	11.53.64	12.07.23	3	41	17
2600 Yard	Wosc	11.4-1/2	11.53.64	12.07.23	3	41	17
2700 Yard	Wosc	11.4-1/2	11.53.64	12.07.23	3	41	17
2800 Yard	Wosc	11.4-1/2	11.53.64	12.07.23	3	41	17
2900 Yard	Wosc	11.4-1/2	11.53.64	12.07.23	3	41	17
3000 Yard	Wosc	11.4-1/2	11.53.64	12.07.23	3	41	17

PRELIMINARIES

100M HURDLES

HEAT 1 - (1)Shelly Woodside, Lin, 16.10; (2)Sharon Jensen, WOSC, 16.30; (3)Sandy Ward, SOSC, 17.40; (4)Karen Wilkinson, GF, 17.9; (5)Michelle Thomas, LC, 19.00.

HEAT 2 - (1)Linda Olson, SOSC, 16.6; (2)Lisa Lind, Lin, 16.7; (3)Sarah Lowell, LC, 17.1; (4)Liz Ardinger, LC, 18.1; (5)Cathy Buhler, UP, 19.1.

200M

HEAT 1 - (1)Kelley Wright, WOSC, 26.42; (2)Cath Sewell, WOSC, 27.06; (3)Cathy Buhler, UP, 27.24; (4)Diane Williams, SOSC, 28.19; (5)Holly Duncan, NNC, 28.59.

HEAT 2 - (1)Sheren Wegener, WOSC, 26.27; (2)Carolyn Lafferty, NNC 27.06; (3)Kathy Staat, SOSC, 27.81.

DISTRICT TRACK & FIELD CHAMPIONSHIPS - WILLAMETTE - May 9 & 10, 1986 (Women)

TEAM SCORES:

10,000M - (1)Marilyn Fishback, Will, 38:52.4(HT); (2)Nancy Roley, GF, 40:33.7(HT); (3)Susan Murray, LC, 41:12.1(HT); (4)Teresa Beeman, Lin, 41:28.3(HT); (5)Shawn Benningfield, WOSC, 41:35.7(HT).

3,000M - (1)Ann Manning, UP, 9:34.38; (2)Laura Johnson, UP, 9:45.45; (3)Mary Hillenkamp, UP, 10:04.86; (4)Kristy Johnston, UP, 10:10.43; (5)Julie O'Leary, WOSC, 10:19.86; (6)Karen Wilhelms, UP, 10:32.58; (7)Kristin Peterson, Will, 10:42.92; (8)Megan O'Leary, EOSC, 11:18.46; (9)Kathy Hiatt, SOSC, 11:32.68.

800M MEDLEY - (1)Western Oregon (Seuell, Hannon, Wegener, Wright), 1:48.49; (2)Southern Oregon, 1:52.28; (3)Linfield, 1:54.71; (4)Willamette, 1:54.77; (5)Lewis & Clark, 1:56.68.

DISCUS THROW - (1)Lea Bush, Will, 140'4"; (2)Paula Wittenberg, GF, 138'8"; (3)Dana Jester, WOSC, 123'0"; (4)Debbie Garrison, SOSC, 121'11"; (5)Dixie McCadden, EOSC, 115'11".

LONG JUMP - (1)Sharon Jensen, WOSC, 17'6"; (2)Shelly Woodside, Lin, 17'1½"; (3)Karla Jones, Will, 16'10"; (4)Pam Arens, Will, 16'8"; (5)Carol Lafferty, NNC, 16'33/4"; (6)Teresa Hannon, WOSC, 16'1¼"; (7)Cathy Buhler, UP, 15'11"; (8)Sandv Duchow, LC, 15'10½".

PRELIMINARIES100M

HEAT 1 - (1)Greg Will, Lin, 11.12; (2)Les Taylor, WOSC, 11.28; (3)Ron Mobley, WOSC, 11.33; (4)Tim Hyatt, GF, 11.79; (5)Greg Joelson, Will, 11.98.
 HEAT 2 - (1)Tom Mell, LC, 11.52; (2)Tim Biamont, WOSC, 11.62; (3)Rich Torquato, Will, 11.64; (4)Kurt Hargett, WOSC, 11.71; (5)Curtis Brown, Lin, 11.72.

400M HURDLES

HEAT 1 - (1)Bob Devyldere, Will, 56.63; (2)Mike Gilbert, NNC, 57.19; (3)Randy Folker, Will, 59.33; (4)Jeff Jacobs, WOSC, 59.56; (5)Tim Dahlin, GF, 59.79.
 HEAT 2 - (1)Randy Reason, Lin, 56.51; (2)Tim Rupp, SOSC, 56.89; (3)Craig McKee, Will, 57.54; (4)Sam Lapray, Will, 58.04; (5)Tim Clark, LC, 58.22; (6)Glen Coblins, WOSC, 1:01.50.

200M

HEAT - (1)Greg Will, Lin, 22.0; (2)Les Taylor, WOSC, 22.7; (3)D.J. Bransom, SOSC, 23.0; (4)Tim Sievers, NNC, 23.0; (5)Greg Joelson, Will, 23.8.
 HEAT 2 - (1)Karl Findling, WOSC, 22.23; (2)Tim Biamont, WOSC, 23.01; (3)Tom Mell, LC, 23.07; (4)Curtis Brown, Lin, 23.21; (5)Dave Mueller, GF, 23.89.

DISTRICT TRACK & FIELD CHAMPIONSHIPS - WILLAMETTE - May 9 & 10, 1986 (Men)

TEAM SCORES:

HAMMER THROW - (1)Glen Hill, WOSC, 178'9"; (2)Phil Killinger, Lin, 164'8"; (3)Brian Caster, Lin, 164'8"; (4)Scott Polen, WOSC, 158'9"; (5)Jim Gorman, Will, 153'10"; (6)Soren Sorenson, 152'0"; (7)Mike Watts, GF, 147'5"; (8)Doug Dean, Lin, 146'5".

10,000M - (1)Kirk Reynolds, LC, 31:42.21; Greg Miller, EOSC, 31:46.72; Jerred Gildehaus, GF, 31:51.79; Andy Libert, Will, 32:02.26; Ray Whitlow, Lin, 32:06.32; David Gilroy, Will, 32:22.57; Dwight Larabee, GF, 32:30.03; Joshua Sacon, SOSC, 32:40.01; Kevin Wright, NNC, 32:51.41; Bob Frost, Lin, 32:51.89.

LONG JUMP - (1)Joe Hill, SOSC, 22'10½"; (2)Kevin Connors, Will, 22'5"; (3)Kelly Ferrenburg, Lin, 22'1"; (4)Larry Conaway, WOSC, 21'103/4"; (5)Ron Mobley, WOSC, 21'10½"; (6)Kurt Hargett, WOSC, 21'63/4"; (7)Randy Coombs, LC, 21'6½"; (8)Les Harrison, GF, 20'7½".

DISCUS THROW - (1)Soren Sorenson, WOSC, 157'10"; (2)Ivan Parker, SOSC, 155'11"; (3)Mike Watts, GF, 146'6"; (4)Paul Maddox, GF, 140'3"; (5)Doug Sommer, Will, 139'6"; (6)Steve Curl, NNC, 139'1"; (7)Mike Schaan, SOSC, 135'3"; (8)Arnold Wardwell, SOSC, 132'1".

HIGH JUMP - (1)Joe Hill, SOSC, 6'6"; (2)Shawn Granger, SOSC, 6'6"; (3)Dwight French, WOSC, 6'5"; (4)Kevin Connors, Will, 6'3"; (5)tie Bryant Anderson, Lin, 6'1", Jim Holmes, WOSC, 6'1", Scott Healy, Will, 6'1", Rob Kliever, Will, 6'1", Keith Wrigley, GF, 6'1";

STEEPLECHASE - (1)Jason Sele, WOSC, 9:24.32; (2)James Edmark, Will, 9:27.71; (3)Ron Ares, LC, 9:44.75; (4)Duke Ritenhouse, LC, 9:48.14; (5)Brad Holbrook, SOSC, 9:48.42; (6)Dan Price, GF, 9:55.41; (7)Doug Winn, Will, 10:05.79; (8)Scott Ball, GF, 10:05.94; (9)Robert Crandall, 10:19.

SCORE SHEET

PTS	PLACE						EVENTS	SCHOOLS							
	1	2	3	4	5	6		EO	GFC	LEC	Lin	NNC	SOSC	WOSC	Will
	10	8	6	4	2	1									
	EO	SO	GF	Will	Will	Lin	MARATHON	10	6	0	1	0	8	0	6
	Will	WO	Will	SO	GF	NN	DECATHLON	0	10	2	0	1	1	4	16
	LC	EO	GF	Will	Lin	Will	10,000m	8	18	6	10	2	0	0	5
	WO	Lin	Lin	WO	Will	WO	HAMMER	0	18	0	14	0	0	20	0
	SO	Will	Lin	P/O	WO	WO	LONG JUMP	0	18	0	14	0	0	20	0
			WO	Will	Lin	Will	HIGH JUMP	0	18	35	0	35	0	18	25
	WO	SO	GF	GF	Will	NNC	DISCUS	0	18	10	0	0	8	10	2

SCORE SHEET

PTS	PLACE						EVENTS	SCHOOLS							
	1	2	3	4	5	6		EO	GFC	LEC	Lin	NNC	UP	SOSC	WOSC
	10	8	6	4	2	1									
	LC	LC	Will	Will	—	—	MARATHON	0	0	18	0	0	0	0	10
	WO	Lin	Lin	UP	NN	LC	HEPTATHLON	0	0	1	14	2	4	0	10
	WO	SO	Lin	Will	LC	—	800m MEDLEY	0	0	2	6	0	0	8	10
	Will	GF	LC	Lin	WO	—	10,000m	0	8	6	14	0	0	0	10
	UP	UP	UP	UP	WO	UP	3000m	0	0	0	0	0	0	0	0
	Will	GF	WO	SO	EO	GF	DISCUS	0	0	0	0	0	0	0	0
	WO	Lin	Will	Will	NNC	WO	LONG JUMP	0	0	0	8	10	0	0	10

LANE	PLACE	COMPETITOR	SCHOOL	TIME
1		KRIS KNOBEL	WO	
2		ANN MANNING	UP	
3		JULIE O'LEARY	WO	
4		KATHRYN O'LEARY	WO	
5		LAURA JOHNSON	UP	
6		KATHY HIATT	SO	
7		JANET MORTENSON	LIN	
8		JENNIFER NEILSON	WILL	
9		MEGAN O'LEARY	EO	
10		ANGELA THATCHER	LIN	
11		JULIE RICHARDSON	WO	

EVENT

100m HURDLES - WOMEN

HIP#	LANE	PLACE	COMPETITOR	SCHOOL	TIME
	1		LIZ ARDINGER	L&C	
	2		SANDY WARD	SO	
	3		SHARON JENSEN	WO	
	4		SHELLY WOODSIDE	LIN	
	5		LINDA OLSON	SO	
	6		LISA LIND	LIN	
	7		SARAH LOWELL	L&C	
	8		KAREN WILKINSON	GF	

EVENT

400M DASH - WOMEN

NAIA DISTRICT #2

5/9/86

LANE

PLACE

COMPETITOR

SCHOOL

TIME

1				
2		NICOLE PERRY	L&C	
3		DIANE EVERS	EO	
4		HOLLY DUNCAN	NNC	
5		DIANE WILLIAMS	SO	
6		KELLEY WRIGHT	WO	
7		KARI LARSEN	L&C	
8				

EVENT

100M DASH - W

NAIA DISTRICT #2

5/9/86

LANE	PLACE	COMPETITOR	SCHOOL	TIME
1				
2		SHEREN WEGNER	WO	
3		KIM KLEIN	WILL	
4		CRYSTAL SIMON	WILL	
5		CATHY SEWELL	WO	
6		LINDA OLSON	SO	
7		CAROLYN LAFFERTY	NNC	
8				

EVENT 800M RUN - WOMEN

NAIA DISTRICT #2

5/10/86

HIP# LANE PLACE COMPETITOR SCHOOL TIME

1	A		PATTY ABO	WO	
2	1 B		KATHRYN O'LEARY	WO	
3	C		JOANNE HUDSON	WO	
4	A		RADONA HOWARD	WO	
5	2 B		JULIE BLUM	WILL	
6	C		THERESA KOSCTIECS	UP	
7	A		TAMMY YOUNG	WO	
8	3 B		JENNIFER ROOTH	WO	
9	C		JANET MORTENSEN	LIN	
10	A		JANA ZELLMER	NNC	
11	4 B		MEG FINALY	L&C	
12	C		KELLI CAMMACK	WILL	
	5				
	6				
	7				
	8				

LANE	PLACE	COMPETITOR	SCHOOL	TIME
1				
2		Kelli Lang	Will	
3		Liz Ardinger	L&C	
4		Mary Thomson	Lin	
5		Petra Johnson	Lin	
6		Linda Olson	SO	
7		Christie Lawson	SO	
8		Michelle Thomas	L&C	

EVENT

200m DASH - WOMEN

HIP#	LANE	PLACE	COMPETITOR	SCHOOL	TIME
	1		HOLLY DUNCAN	NNC	
	2		KATHY STAAT	SO	
	3		CATHY SEUELL	WO	
	4		SHEREN WEGENER	WO	
	5		KELLY WRIGHT	WO	
	6		CAROLYN LAFFERTY	NNC	
	7		CATHY BUHLER	UP	
	8		DIANE WILLIAMS	SO	

LANE	PLACE	COMPETITOR	SCHOOL	TIME
1		ANGELA THATCHER	LIN	
2		KARA CRISIFULLI	WILL	
3		LAURIE BRISTOW	LIN	
4		KATHY MITCHELMORE	L&C	
5		MARILYN FISHBACK	WILL	
6		NANCY ROLEY	GF	
7		KRISTIN PETERSON	WILL	
8		LAURIE UNDERWOOD	L&C	
9		JULIE DIMICK	WO	

LANE	PLACE	COMPETITOR	SCHOOL	TIME
1				
2		Willamette		
3		Southern Oregon		
4		Lewis & Clark		
5		Linfield		
6		Western Oregon		
7				
8				

Event SHOTPUT - WOMEN Time 12:00 Meet NAIA DIST. II Date 5/9/86

[illegible]

REMINDER: Distances less than 100 feet, measure to nearer lesser $\frac{1}{4}$ inch; Distances more than 100 feet, measure to nearer lesser inch.

COMPETITOR	No.	SCHOOL											PLACE	HEIGHT
Denise Fox		GF												
Chris Eltner		SO												
Kim Halter		Lin												
Lori Wagner		SO												
Debbie Barnhurst		WO												
Kellie Osborn		WO												
Karen Carpenter		NNC												
Leslie Johnson		L&C												
Sharon Jensen		WO												
Bobi Page		SO												
Dixie McCadden		EO												
Tina Stevens		Lin												
Katie Wambach		Lin												

X - Successful Attempt. O - Miss. P - Pass.

Event TRIPLE JUMPTime 12:00Meet NAIA DIST. IIDate 5/9/86

	COMPETITOR	No.	SCHOOL	PRELIMINARIES			DROPPED IN FINALS	FINALS			PLACE	DISTANCE
				1st	2nd	3rd		1st	2nd	3rd		
LIGHT 1	Shelly Woodside		Lin									
	Sandy Duchow		L&C									
	Amy Bolger		L&C									
	Dyan Cartwright		SO									
	Chris Chua		NNC									
LIGHT 2												
	Sarah Lowell		L&C									
	Teresa Hannon		WO									
	Debbie French		SO									
	Kelley Lovejoy		WO									
	Pam Arens		Will									

REMINDER: Distances less than 100 feet, measure to nearer lesser $\frac{1}{4}$ inch; Distances more than 100 feet, measure to nearer lesser inch.

DISTRICT TRACK & FIELD CHAMPIONSHIPS - WILLAMETTE - May 10-11, 1985 (Women)

TEAM SCORES - Univ. of Portland, 143; Western Oregon, 133; Lewis & Clark, 93; Willamette, 77; Linfield, 76; Southern Oregon, 62; George Fox, 21; Northwest Nazarene, 17; Pacific, 9.

100 METERS - Sheron Wegener, WOSC, 12.5; Carrie Pizer, UP, 12.6; Lisa Nichols, L, 12.6; Cathy Buhler, UP, 12.6; Cathy Seuell, WOSC, 12.7; Shana Galloway, NNC, 12.8.

200 METERS - Sheron Wegener, WOSC, 26.5; Carrie Pizer, UP, 26.6; Cathy Seuell, WOSC, 26.9; Cathy Buhler, UP, 27.1; Chana Galloway, NNC, 27.2; Laurie Hanson, WOSC, NT.

400 METERS - Jeanette Blum, WU, 1:00.6; Radona Howard, WOSC, 1:04.7; Holly Duncan, NNC, 1:06.5.

800 METERS - Julie Blum, WU, 2:16.3; Ann Manning, UP, 2:16.6; Kathy Healey, WOSC, 2:19.7; Kathryn O'Leary, WOSC, 2:20.3; Lisa Sieverling, L, 2:20.3; Megan Finaly, L&C, 2:20.3.

1500 METERS - Ann Manning, UP, 4:33.3; Kristy Johnston, UP, 4:46.1; Julie O'Leary, WOSC, 4:50.3; Mary Hillenkamp, UP, 4:53.6; Janet Mortensen, L, 5:02.5, Kelli Cammack, WU, 5:03.8.

5000 METERS - Clare Krill, UP, 16:58.8; Kara Crisifulli, WU, 17:30.0; Molly Ostlund, UP, 18:04.8; Julie Mullin, UP, 18:47.9; Laurie Underwood, L&C, 19:31.0, Jenny Sanders, WU 19:32.7.

10,000 METERS - Molly Ostlund, UP, 37:41.1; Marilyn Fishback, WU, 40:05.9; Jenny Sanders, WU, 40:21.1; Tammy Jarolimek, WOSC, 41:26.3; Kathleen Welland, L&C, 41:49.8; Krista Dierks, WU, 42:04.0.

100 HURDLES - Lisa Jacobs, L&C, 15.3; Shelly Woodside, L, 15.8; Sarah Lowell, L&C, 15.9; Sharon Jensen, WOSC, 16.2; Gina Walker, SOSC, 17.6.

400 HURDLES - Petra Johnson, L, 1:03.1; Ila Amos, SOSC, 1:04.7; Linda Brock, UP, 1:05.8; Lisa Jacobs, L&C, 1:07.2; Sharon Jensen, WOSC, 1:08.6; Melinda Carter, NNC, 1:13.0.

3000 METERS - Ann Manning, UP, 9:33.6; Clare Krill, UP, 9:48.7; Kara Crisifulli, WU, 10:04.4; Kristy Johnston, UP, 10:08.4; Mary Hillenkamp, UP, 10:23.6; Julie Mullin, UP, 10:37.9.

JAVELIN - Sandy Bean, SOSC, 152'9"; Regina Norris, PAC, 149'4"; Cyd McCormick, WOSC, 143'2"; Debbie Barnhurst, WOSC, 141'7"; Karen Carpenter, NNC, 120'9".

DISCUS - Wanda Strutko, L&C, 140-3; Paula Wittenberg, GFC, 132-10; Debbie Garrison, SOSC, 127-10; Cyd McCormick, WOSC, 126-5; Paige Daugherty, L&C, 118; Torie Myers, PAC, 115.

SHOTPUT - Paige Daugherty, L&C, 44'3½"; Allyson Kendall, WOSC, 40'7"; Debbie Garrison, SOSC, 38'9¼"; Robyn Mann, L&C, 37'10-¾"; Paula Wittenberg, GFC, 37'8½"; Vickie Hissong, WOSC, 37'3".

HIGH JUMP - Sue Woolsey, GFC, 5'3"; Kathy Moore, WILL, 5'2"; Lisa Hertz, SOSC, 5'0"; Tisha Steimle, L&C, 4'10"; Kathleen Kincheloe, L, 4'10"; Sandy Duchow, L&C, 4'10".

LONG JUMP - Mary Dodson, SOSC, 17-0 $\frac{1}{4}$ "; Sharon Jensen, WOSC, 16-11 $\frac{3}{4}$ "; Shelly Woodside, L, 16-10; Pam Patrick, SOSC, 15-10 $\frac{3}{4}$ "; Sandy Duchow, L&C, 15-10 $\frac{1}{4}$ "; Chris Chua, NNC, 14-6 $\frac{3}{4}$.

400 RELAY - University of Portland, 49.2; Linfield, 49.7; Western Oregon, 50.2; Southern Oregon, 51.0; Willamette, 51.6; Lewis & Clark, 51.9.

MILE RELAY - Linfield, 3:59.4; University of Portland, 4:00.4; Western Oregon, 4:04.1; Willamette, 4:04.3; Southern Oregon, 4:07.3.

2 MILER - Western Oregon, 9:50.0; Lewis & Clark, 10:32.7; Willamette, 11:16.0.

SPRINT MEDLEY RELAY - University of Portland, 1:50.8; Linfield, 1:51.9; Willamette, 1:54.2; Southern Oregon, 1:54.8; Lewis & Clark, 1:55.5; Western Oregon, 1:55.6.

NAIA DISTRICT #2 TRACK & FIELD CHAMPIONSHIPS - 1986
WOMEN'S ENTRY LIST

100m DASH		13.0
Sheren Wegener	WO	12.4
Kelley Wright	WO	12.4
Cathy Sewell	WO	12.4
Petra Johson	Lin	12.6
Kim Klein	Will	12.92a
Sharon Jensen	WO	12.7
Linda Olson	SO	12.7
Mary Tepper	Lin	12.8
Mary Dodson	SO	12.9
=====		
Lori Gosso	Lin	13.1
Shereen Reaney	L&C	13.36a
Karla Jones	Will	13.37a
Carolyn Lafferty	NNC	13.2
Crystal Simon	Will	13.3

200m DASH		27.1
Kelley Wright	WO	25.8
Sheren Wegener	WO	25.825a
Carolyn Lafferty	NNC	26.2
Petra Johnson	Lin	26.64a
Cathy Sewell	WO	26.5
Kim Klein	Will	26.77a
Sharon Jensen	WO	26.6
Cathy Buhler	UP	26.6
Nicole Perry	L&C	26.89a
Kari Larson	L&C	26.93a
Mary Tepper	Lin	26.7
Shelly Woodside	Lin	26.9
Karla Jones	Will	26.9
Christie Lawson	SO	26.9
Kathy Staat	SO	27.0
=====		
Crystal Simon	Will	27.7
Diane Williams	SO	27.8
Lisa Lind	Lin	27.9
Holly Duncan	NNC	28.1

Diane Evers SOsc 28.2

400m DASH		1:03.8
Kelley Wright	WO	59.0 57.93a
Kari Larson	L&C	59.93a
Nicole Perry	L&C	59.97a
Sheren Wegener	WO	59.8
Christie Lawson	SO	1:00.5
Mary Tepper	Lin	1:00.6
Julie Blum	Will	1:01.6
=====		
Holly Duncan	NNC	1:04.1
Diane Evers	EO	1:04.3
Kathy Staat	SO	1:05.2
Diane Williams	SO	1:05.6
Spring Alexander	Will	1:05.7
Karen Doyle	SO	1:07.0
Petra Johnson	Lin	NM

800m RUN		2:23.3
Julie Blum	Will	2:21.09a
Kathryn O'Leary	WO	2:21
Joanne Hudson	WO	2:21
Meg Finaly	L&C	2:22.0
Patty Aho	WO	2:22.2
Kelli Cammack	Will	2:22.4
Jennifer Neilson	Will	2:22.8
=====		
Theresa Kosctics	UP	2:23.68a
Tammy Young	WO	2:25
Janet Mortensen	Lin	2:25.3
Kristin Peterson	Will	2:26.9
Jennifer Rooth	WO	2:28
Spring Alexander	Will	2:29.1
Jana Zellmer	NNC	2:30.2

Redona Howard WOsc 2:28

1500m RUN 4:58.1

Ann Manning	UP	4:34.57a
Laura Johnson	UP	4:34.4 32.5
Kara Crisifulli	Will	4:37.8
Jennifer Neilson	Will	4:48.7
Julie O'Leary	WO	4:52
Kathryn O'Leary	WO	4:53
Kristin Peterson	Will	4:53.2
Janet Mortenson	Lin	4:55.3
Angela Thatcher	Lin	4:55.5
Kris Knobel	WO	4:57.6

Kelli Cammack	Will	4:58.7
Nancy Roley	GF	5:04
Laurie Bristow	Lin	5:04.4
Megan O'Leary	EO	5:17.3
Kathy Hiatt	SO	5:21
Julie Richardson	WOSC	4:59

3000m RUN 10:39.8

Ann Manning	UP	9:28.62a
Kara Crisifulli	Will	10:04.0
Mary Hillenkamp	UP	10:04.6
Julie O'Leary	WO	10:14
Kristin Peterson	Will	10:22.2
Karen Wilhelms	UP	10:35.0

Angela Thatcher	Lin	10:41.9
Jennifer Neilson	Will	10:50.0
Laurie Bristow	Lin	10:55.2
Laura Johnson	UP	10:57.0
Kathy Mitchelmore	L&C	10:58.3
Marilyn Fishback	Will	11:00.2
Nancy Roley	GF	11:07.4
Laurie Underwood	L&C	11:10.38a
Megan O'Leary	EO	11:19.0

Kathy Hyatt	SOSC	11:23
Kristi Johnston	U&P	10:22

5000m RUN 19:17.1

Kristy Johnston	UP	17:28.7
Kara Crisifulli	Will	17:48.51a
Marilyn Fishback	Will	18:24.5
Kristin Peterson	Will	18:46.7
Julie Dimick	WO	18:47
Laurie Bristow	Lin	18:58.36a
Kathy Mitchelmore	L&C	19:13.01a

Laurie Underwood	L&C	19:28.42a
Shaun Benningfield	WO	19:43
Susan Murray	L&C	19:47.1
Kathryn Kurtz	L&C	20:54.23a
Teresa Beeman	Lin	NM
Megan O'Leary	EO	NM
Nancy Roley	GF	NM
Angela Thatcher	L	NM

10,000m RUN NS

Kara Crisifulli	Will	36:26.5
Marilyn Fishback	Will	38:17.4
Teresa Beeman	Lin	41:32.5
Susan Murray	L&C	42:19.00;
Nancy Roley	GF	NM
Shaun Benningfield	WOSC	NM

100m HURDLES 17.4

Shelly Woodside	Lin	15.32a
Linda Olson	SO	15.5
Sarah Lowell	L&C	15.6
Sharon Jensen	WO	15.6
Karen Wilkinson	GF	15.9
Melonie Bryne	WO	15.7
Lisa Lind	Lin	16.41a
Petra Johnson	Lin	16.2
Michelle Thomas	L&C	16.5
Kelli Lang	Will	16.5
Cathy Buhler	UP	16.7
Sandi Ward	SO	17.1
Liz Ardinger	L&C	17.3

400m HURDLES 1:13.0

Christie Lawson	SO	1:08.5
Michelle Thomas	L&C	1:08.92a
Mary Thomson	Lin	1:11.02a
Liz Ardinger	L&C	1:11.53
Linda Olson	SO	1:11.6
Kelli Lang	Will	1:11.6
Petra Johnson	Lin	NM
Sharon Jensen	WO	NM

400m RELAY NS

Western Oregon	50.2 49.3a
Linfield	50.34a
Willamette	50.41a
Southern Oregon	50.6
Lewis & Clark	51.30a

1600m RELAY NS

Western Oregon	4:07
Willamette	4:11.24a
Linfield	4:11.6
Lewis & Clark	4:15.13a
Southern Oregon	4:25.7

800m MEDLEY RELAY
NS

Western Oregon	NM
Willamette	NM
Linfield	NM
Lewis & Clark	NM
Southern Oregon	NM

HIGH JUMP
4-11

Lisa Lind	Lin	5-6
Amy Bolger	L&C	5-5
Amy Gakstatter	Will	5-5
Shannon Baird	Will	5-4.50
Kelley Lovejoy	WO	5-4
Melonie Bryne	WO	5-4
Maria Gunis	WO	5-1
Pam Arens	Will	5-0.50
Carolyn Lafferty	NNC	5-0.25
Cathy Buhler	UP	5-0

Karen Doyle	SO	4-10
-------------	----	------

LONG JUMP
15-9

Karla Jones	Will	18-1.50
Mary Dodson	SO	17-5
Shelly Woodside	Lin	17-1.25
Sharon Jensen	WO	17-1
Pam Arens	Will	16-7.75
Shereen Reaney	L&C	16-6.75
Teresa Hannon	WO	16-5.50
Cathy Buhler	UP	16-4.25
Sandy Duchow	L&C	16-3.50
Michelle Thomas	L&C	16-3
Amy Bolger	L&C	16-0.75
Teresa Lampkin	L&C	16-0.50
Lisa Lind	Lin	16-1.75
Karin Young	Lin	15-10

Carolyn Lafferty NNC 16-10

TRIPLE JUMP
NS

Shelly Woodside	Lin	35-10.75
Sandy Duchow	L&C	33-11.25
Amy Bolger	L&C	32-10.50
Dyan Cartwright	SO	32-6
Chris Chua	NNC	31-10
Sarah Lowell	L&C	31-3.75
Teresa Hannon	WO	30-7.50
Debbie French	SO	29-2
Kelley Lovejoy	WO	28-2
Maria Gunis	WO	NM
Pam Arens	Will	NM

SHOT PUT
36-3

Paula Wittenberg	GF	38-10
Cheryl Funk	GF	38-7
Debbie Garrison	SO	38-5
Lea Bush	Will	38-2.75
Dana Jester	WO	38-2
Dixie McCadden	EO	38-1.50

Kelli Lang	Will	33-3.50
Melonie Byrne	WO	32-8

DISCUS THROW
111-9

Paula Wittenberg	GF	151-1
Lea Bush	Will	138-4
Dana Jester	WO	136-10
Karen Carpenter	NNC	132-10
Cheryl Funk	GF	121-7
Debbie Garrison	SO	119-0
Dixie McCadden	EO	117-9
Carolyn Lafferty	NNC	115-0

JAVELIN THROW
113-10

Denise Fox	GF	149-4
Chris Eltner	SO	143-0
Kim Halter	Lin	142-3
Lori Wagner	SO	139-0
Debbie Barnhurst	WO	138-8
Kellie Osborn	WO	134-0
Leslie Johnson	L&C	131-1
Debbie Garrison	SO	115-0
Bobl Page	SO	114-10
Sharon Jensen	WO	116-2

Dixie McCadden	EO	112-11
Tina Stevens	Lin	109-1
Katie Wambach	Lin	108-11
<i>1 Karen Carpenter</i>	<i>NNC</i>	<i>132-10</i>
<i>Carolyn Lafferty</i>	<i>NNC</i>	<i>115-0</i>

WOMEN'S DISTRICT TRACK RANKINGS

me 5-5-86

<u>100m</u> (13.0)			<u>200m</u> (27.1)			<u>400m</u> (63.8)		
Sewell	(WO)	12.4	Wright	(WO)	25.8	Wright	(WO)	59.0
Wegener	(WO)	12.4	Wegener	(WO)	26.1	Wegener	(WO)	59.83
Wright	(WO)	12.4	Lafferty	(NNC)	26.2	Perry	(LC)	59.97
Jensen	(WO)	12.65	Seuell	(WO)	26.5	Lawson	(SO)	60.5
Olson	(SO)	12.7	Tepper	(LIN)	26.7	Tepper	(LIN)	60.6
Klein	(WIL)	12.8	Klein	(WIL)	26.9	Blum	(WIL)	61.2
Tepper	(LIN)	12.8	Woodside	(LIN)	26.9	Larson	(LC)	61.4
Dodson	(SO)	12.82	Jones	(WIL)	26.9	Smoot	(WO)	64.0
Johnson	(Lin)	13.0	Larson	(LC)	26.9	Staat	(SO)	65.2
Gasso	(LIN)	13.1	Lawson	(SO)	26.9	Duncan	(NNC)	65.3
			Perry	(LC)	26.89			
<u>800m</u> (2:23.3)			<u>1500m</u> (4:58.1)			<u>3000m</u> (10:39.8)		
Aho	(WO)	2:21.0	Crisifulli	(WIL)	4:37.8	Crisifulli	(WIL)	10:04.0
Hudson	(WO)	2:21.0	J. O'Leary	(WO)	4:52.5	Peterson	(WIL)	10:22.2
O'Leary	(WO)	2:21.0	Nielson	(WIL)	4:52.5	Thatcher	(LIN)	10:41.9
Blum	(WIL)	2:21.9	K. O'Leary	(WO)	4:55.0	Nielson	(WIL)	10:50.0
Finally	(LC)	2:22.0	Mortenson	(Lin)	4:55.3	Bristow	(LIN)	10:55.2
Cammack	(WIL)	2:22.4	Thatcher	(LIN)	4:56.4	Mitchelmore	(LC)	10:58.3
Neilson	(WIL)	2:22.8	Knobel	(WO)	4:58.0	Fishback	(WIL)	11:00.2
Mortenson	(LIN)	2:25.3	Cammack	(WIL)	4:58.7	Underwood	(LC)	11:10.4
Osborn	(WIL)	2:26.9	Hudson	(WO)	4:59.0	Roley	(GF)	11:10.8
Peterson	(WIL)	2:26.9	Aho	(WO)	5:00.0			
			Dimmick	(WO)	5:00.0			
<u>5000m</u> (19:17.1)			<u>10,000m</u> (NONE)			<u>110HH</u> (17.4)		
Crisifulli	(WIL)	18:09.1	Crisifulli	(WIL)	36.26.50	Woodside	(LIN)	15.36
Fishback	(WIL)	18:24.5	Fishback	(WIL)	38:17.40	Olson	(SO)	15.5
Peterson	(WIL)	18:46.7	Beeman	(LIN)	41:32.50	Jensen	(WO)	15.6
Underwood	(LC)	19:33.5				Lowell	(LC)	15.6
Murray	(LC)	19:47.1				Wilkinson	(GF)	15.9
Mitchelmore	(LC)	20:20.8				Lind	(LIN)	16.2
Kurtz	(LC)	22:04.9				Lang	(WIL)	16.5
						Thomas	(LC)	16.5
						Ward	(SO)	17.0
<u>400LH</u> (73.0)			<u>400m Relay</u>			<u>1600m Relay</u>		
Lawson	(SO)	70.1	Western Oregon	50.19		Willamette		4:11.4
Olson	(SO)	71.6	Linfield	50.3		Linfield		4:11.6
Lang	(WIL)	71.6	Willamette	50.4		Western Oregon		4:12.7
Thomas	(LC)	71.9	Southern Oregon	50.57		Lewis @ Clark		4:16.4
Thomson	(LIN)	72.5	Lewis @ Clark	51.34		Southern Oregon		4:25.7
Ardinger	(LC)	76.4	George Fox	NA		George Fox		NA
Wilkinson	(GF)	77.5	Northwest Nazarene	NA		Northwest Nazarene		NA
Blakeslee	(LIN)	78.0						

**PE/ATHLETIC OFFICE
RECEIVED**

MAY 3 1986

GEORGE FOX COLLEGE

from SOSC

Long Jump			Triple Jump			Shot Put		
		(15-9)			(NONE)			(36.3)
Jones	(WIL)	18-1½	Woodside	(LIN)	34-1	Wittenberg	(GF)	38-10
Dodson	(SO)	17-4½	Duchow	(LC)	32-10¼	Funk	(GF)	38-7
Woodside	(LIN)	17-0	Bolger	(LC)	32-10	Garrison	(SO)	38-5
Arens	(WIL)	16-7½	Cartwright	(SO)	32-6¼	Bush	(WIL)	38-23/4
Reaney	(LC)	16-63/4	Chua	(NNC)	31-10	Jester	(WO)	37-0
Lafferty	(NNC)	16-5	Lowell	(LC)	31-3¼	Wagner	(SO)	34-11
Hannon	(WO)	16-5	Hannon	(WO)	30-7½	Ettner	(SO)	34.-2
Duchow	(LC)	16-3½	French	(SO)	29-13/4	Page	(SO)	33-3½
Thomas	(LC)	16-3	Lovejoy	(WO)	28-2	Lang	(WIL)	33-3½
Lind	(LIN)	16-13/4						
Bolger	(LC)	16-3/4						

avelin			Discus			High Jump		
		(113-10)			(111-9)			(4-11)
ox	(GF)	149-4	Wittenberg	(GF)	151-1	Bolger	(LC)	5-5
ttner	(SO)	143-0	Bush	(WIL)	138-4	Gakstatter	(WIL)	5-43/4
alter	(LIN)	142-3	Jester	(WO)	136-0	Baird	(WIL)	5-4½
agner	(SO)	139-0	Funk	(GF)	121-7½	Lovejoy	(WO)	5-4
arnhurst	(WO)	138-6	Garrison	(SO)	119-½	Lind	(LIN)	5-3
arpenter	(NNC)	132-10	Ettner	(SO)	98-3	Woolsey	(GF)	5-2
ohnson	(LC)	131-3	Halter	(LIN)	92-6	Gunis	(WO)	5-13/4
sborn	(WO)	128-9	Wagner	(SO)	84-10	Arens	(WIL)	5-½
age	(SO)	114-10				Lafferty	(NNC)	5-¼

DISTRICT RANKINGS WOMEN'S TRACK

100M (13.0)			200M (27.1)			400M (63.8)		
Sewell	(WO)	12.4	Wegener	(WO)	26.1	Wright	(WO)	59.0
Wegener	(WO)	12.4	Lafferty	(NNC)	26.2	Lawson	(SO)	60.5
Olson	(SO)	12.7	Tepper	(LIN)	26.7	Perry	(LC)	60.6
Klein	(WIL)	12.8	Sewell	(WO)	26.8	Tepper	(LIN)	60.6
Tepper	(LIN)	12.8	Klein	(WIL)	26.9	Larson	(LC)	61.4
Dodson	(SO)	12.9	Jones	(WIL)	26.9	Blum	(WIL)	62.0
Ganso	(LIN)	13.1	Larson	(LC)	26.9	Smoot	(WO)	64.0
Payne	(WIL)	13.2	Lawson	(SO)	26.9	Staat	(SO)	65.2
Larson	(LC)	13.2	Perry	(LC)	27.1	Duncan	(NNC)	65.3
Lafferty	(NNC)	13.2	Staat	(SO)	27.3	Williams	(SO)	65.6
800M (2:23.3)			1500M (4:58.1)			3000M (10:39.8)		
Aho	(WO)	2:21.0	Crisifulli	(WIL)	4:37.8	Crisifulli	(WIL)	10:04.0
Hudson	(WO)	2:21.0	O'Leary	(WO)	4:53.0	Peterson	(WIL)	10:22.2
O'Leary	(WO)	2:21.0	O'Leary	(WO)	4:55.0	Thatcher	(LIN)	10:41.9
Blum	(WIL)	2:21.9	Mortenson	(LIN)	4:55.3	Nielson	(WIL)	10:50.0
Mortenson	(LIN)	2:25.3	Nielson	(WIL)	4:57.7	Bristow	(LIN)	10:55.2
Cammack	(WIL)	2:25.8	Knobel	(WO)	4:58.0	Mitchelmore	(LC)	10:58.3
Osborn	(WIL)	2:26.9	Cammack	(WIL)	4:58.7	Fishback	(WIL)	11:00.2
Peterson	(WIL)	2:26.9	Hudson	(WO)	4:59.0	Underwood	(LC)	11:10.4
O'leary	(WO)	2:27.4	Aho	(WO)	5:00.0	Roley	(GF)	11:10.8
			Dimmick	(WO)	5:00.0			
5000M (19:17.1)			10,000M (NONE)			100HH (17.4)		
Crisifulli	(WIL)	18:09.4	Crisifulli	(WIL)	36:26.50	Woodside	(LIN)	15.5
Fishback	(WIL)	18:24.5	Fishback	(WIL)	38:17.40	Olson	(SO)	15.5
Peterson	(WIL)	18:46.7	Beeman	(LIN)	41:32.50	Jensen	(WO)	15.6
						Lowell	(LC)	15.6
						Wilkinson	(GF)	15.9
						Lang	(WIL)	16.5
						Thomas	(LC)	16.5
						Lind	(LIN)	16.7
						Ward	(SO)	17.1
400LH (73:0)								
Lawson	(SO)	70.1						
Olson	(SO)	71.6						
Thomas	(LC)	71.9						
Thomson	(LIN)	75.6						
Wilkinso	(GF)	77.5						

WOMEN CONTINUED

<u>Long Jump</u>		<u>Triple Jump</u>		<u>Shot Put</u>	
(15-9)		None		(36-3)	
Jones	(WIL) 18-1½	Duchow	(LC) 32-10½	<u>Wittenberg</u>	(GF) 38-10
Dodson	(SO) 17-4½	Cartwright	(SO) 32-6½	<u>Funk</u>	(GF) 38-7
Arens	(WIL) 16-7½	Chua	(NNC) 31-10	Garrison	(SO) 38-4½
Woodside	(LIN) 16-7	Lowell	(LC) 31-3½	Bush	(WIL) 38-23/4
Reaney	(LC) 16-63/4	Bolger	(LC) 30-53/4	Jester	(WO) 37-0
Lafferty	(NNC) 16-5	French	(SO) 27-10½	Wagner	(SO) 34-11
Duchow	(LC) 16-3½			Ettner	(SO) 34-2
Thomas	(LC) 16-3			Page	(SO) 33-3½
Lind	(LIN) 16-13/4			Lang	(WIL) 33-3½
Hannon	(WO) 15-10				

<u>Javelin</u>		<u>Discus</u>		<u>High Jump</u>	
(113-10)		(111-9)		(4-11)	
<u>Fox</u>	(GF) 149-4	<u>Wittenberg</u>	(GF) 151-1	Baird	(WIL) 5-4½
Ettner	(SO) 143-0	Bush	(WIL) 138-7	Bolger	(LC) 5-4
Halter	(LIN) 142-3	Jester	(WO) 136-0	Lovejoy	(WO) 5-4
Wagner	(SO) 139-0	<u>Funk</u>	(GF) 121-7½	Gakstatter	(WIL) 5-3
Barnhurst	(WO) 138-6	Garrison	(SO) 115-5	Lind	(LIN) 5-2½
Carpenter	(NNC) 132-10	Ettner	(SO) 98-3	<u>Woolsey</u>	(GF) 5-2
Johnson	(LC) 131-3	Wagner	(SO) 84-10	Gunis	(WO) 5-13/4
Osborn	(WO) 118-0			Arens	(WIL) 5-½
Page	(SO) 114-10			Lafferty	(NNC) 5-½
Cartwright	(SO) 103-11				

<u>400 Relay</u>		<u>1600 Relay</u>	
Western Oregon	50.2	Willamette	4:11.4
Linfield	50.8	Linfield	4:11.6
Willamette	50.8	Western Oregon	4:22.8
Southern Oregon	51.2	Lewis @ Clark	4:23.7
Lewis @ Clark	52.0	Southern Oregon	4:25.7
George Fox	NA	George Fox	NA
Norhtwest Nazarene	NA	Northwest Nazarene	NA

JAVELIN THROW - WOMEN

Flight # 1

1	Denise Fox	GF
2	Chris Eltner	So
3	Kim Halter	Lin
4	Lori Wagner	So
5	Debbie Barnhurst	WO
6	Kellie Osborn	WO
7	Karen Carpenter	NNC

Flight #2

1	Leslie Johnson	L&C
2	Sharon Jensen	WO
3	Bob. Page	So
4	Dixie McCadden	EO
5	Tina Stevens	Lin
6	Katie Wambach	Lin

SHOT PUT - WOMEN

Order

1	Cheryl Funk	GF
2	Debbie Garrison	SO
3	Lea Bush	Will
4	Dana Jester	WO
5	Dixie McCadden	EO
6	Melanie Byrne	WO

TRIPLE JUMP

Flight #1

1	Shelly Woodside	Lin
2	Sandy Duckow	L&C
3	Amy Bolger	L&C
4	Dyan Cartwright	SO
5	Chris Chua	NNC

Flight #2

1	Sarah Lowell	L&C
2	Teresa Hannon	WO
3	Debbie French	SO
4	Kelley Lovejoy	WO
5	Pam Arens	Will

100m DASH - WOMEN

Lane

2	Sheren Wegner	WO
3	Kim Klein	Will
4	Crystal Simon	Will
5	Cathy Sewell	WO
6	Linda Olson	SO
7	Carolyn Lafferty	NNC

400m Hurdles - Women

Lane

2	Kelli Lang	Will
3	Liz Ardinger	L&C
4	Mary Thomson	Lin
5	Petra Johnson	Lin
6	Linda Olson	SO
7	Christie Lawson	SO
8	Michelle Thomas	L&C

800m RUN - WOMEN

Alley	Hip #		
1A	1	Patty Abo	wo
1B	2	Kathryn O'Leary	wo
1C	3	Joanne Hudson	wo
2A	4	Radona Howard	wo
2B	5	Julie Blum	Will
2C	6	Ter Theresa Kosctics	UP
3A	7	Tammy Young	wo
3B	8	Jennifer Rodin	wo
3C	9	Janet Mortensen	Lin
4A	10	Jana Zellmer	NNC
4B	11	Meg Finaly	Lee
4C	12	Kelli Cammack	Will

1500m RUN - WOMEN

Lane

1	Kris Knobel	wo
2	Ann Manning	UP
3	Julie O'Leary	wo
4	Kathryn O'Leary	wo
5	Laura Johnson	UP
6	Kathy Hiatt	so
7	Janet Mortenson	Lin
8	Jennifer Neilson	Will
9	Megan O'Leary	EO
10	Angela Thatcher	Lin
11	Julie Richardson	wo

5000m RUN - WOMEN

Lane

1	Angela Thatcher	Lin
2	Kara Crisifulli	Will
3	Laurie Bristow	Lin
4	Kathryn Mitchelmore	L&C
5	Marilyn Fishback	Will
6	Nancy Roley	GF
7	Kristin Peterson	Will
8	Laurie Underwood	L&C
9	Julie Dimick	WO

5TH ANNUAL - 1985 WOMEN'S DIVISION

TEAM STANDINGS

1. Prairie View A&M TX	109	Saginaw Valley State MI	14	Minot State ND	6
2. Adams State CO	63.5	16. Pacific Lutheran WA	13	30. Hillsdale MI	4
3. Wisconsin-Milwaukee	59	17. Doane NE	12	Arkansas College	4
4. Wayland Baptist TX	37	18. Western Washington	10	32. Cedarville OH	3
5. Mississippi Valley State	36	Berry GA	10	33. Arkansas-Pine Bluff	2
6. Azusa Pacific CA	31	Southern Utah State	10	Malone OH	2
7. Jamestown ND	25	21. Central State OH	9	Linfield OR	2
8. Wisconsin-Eau Claire	24	Campbell NC	9	Belmont TN	2
9. Simon Fraser CAN	20	23. North Florida	8	Wayne State NE	2
10. Portland OR	19	Wisconsin-Parkside	8	38. Colorado School of Mines	1
Fort Hays State KS	19	Georgian Court NJ	8	Northern Montana	1
12. Moorhead State MN	18	George Fox OR	8	Kennesaw GA	1
13. Marquette WI	14	27. Manchester IN	6	Emporia State KS	1
Kearney State NE	14	Point Loma Nazarene CA	6	42. Hastings NE	.5

INDIVIDUAL RESULTS

100-METER

1. Deirdre Jackson, Prairie View A&M TX, 11.82
2. Kim Robertson, Wisconsin-Milwaukee, 11.99
3. Evan Williams, Prairie View A&M TX, 12.01
4. Gloria Gregory, Wisconsin-Milwaukee, 12.19
5. Buretha Graham, Mississippi Valley State, 12.24
6. Jody Masser, Adams State CO, 12.25

200-METER

1. Deirdre Jackson, Prairie View A&M TX, 24.03
2. Filipa Smith, Saginaw Valley State MI, 24.25
3. Jocelyn Tatum, Prairie View A&M TX, 24.51
4. Kim Robertson, Wisconsin-Milwaukee, 24.51
5. Evan Williams, Prairie View A&M TX, 24.53
6. Norrie McAfee, Prairie View A&M TX, 24.89

400-METER

1. Carol Williams, Mississippi Valley State, 53.65
2. Norri McAfee, Prairie View A&M TX, 54.22
3. Gwendolyn Williams, Mississippi Valley St., 54.37
4. Althea Thomas, Wayland Baptist TX, 54.49
5. Jocelyn Tatum, Prairie View A&M TX, 54.54
6. Inabelle Thompson, Wisconsin-Milwaukee, 54.85

800-METER

1. Teresa Lloyd, Jamestown ND, 2:10.67
2. Carrie McCathy, Simon Fraser CAN, 2:10.99
3. Laurie Gillis, Minot State ND, 2:11.38
4. Anne Hills, Wisconsin-Milwaukee, 2:12.50
5. Esther Mahr, Cedarville OH, 2:12.20
6. Jane Romig, Cedarville OH, 2:12.39

1500-METER

1. Julie Jenkins, Adams State CO, 4:29.52
2. Teresa Lloyd, Jamestown ND, 4:29.88
3. Katie Somers, Wisconsin-Eau Claire, 4:33.99
4. Chris Goepel, Wisconsin-Eau Claire, 4:34.72
5. Patti Cross, Simon Fraser CAN, 4:36.45
6. Mwinga Sote, Wayland Baptist TX, 4:36.67

3000-METER

1. Ann Manning, Portland OR, 9:43.64, RECORD
2. Katie Somers, Wisconsin-Eau Claire, 9:52.48
3. Genevieve Pfuefer, Western Washington, 9:56.33
4. Denise Falzone, Adams State CO, 9:58.57
5. Melanie Venekamp, Pacific Lutheran WA, 10:05.20
6. Terri Leibfried, Marquette WI, 10:11.06

5000-METER

1. Denise Falzone, Adams St. CO, 16:49.36, RECORD
2. Teresa Greenwood, Moorhead State MN, 17:11.08
3. Kristy Johnston, Portland OR, 17:14.60
4. Genevieve Pfuefer, Western Washington, 17:17.53
5. Julie Zimmer, Marquette WI, 17:18.29
6. Katie Webb, Marquette WI, 17:23.13

400-METER HURDLES

1. Lavonda Luckett, Prairie View A&M TX, :58.89 RECORD
2. Brenda Jarvis, Adams State CO, 1:01.10
3. Felicia Sutton, Wisconsin-Milwaukee, 1:01.47
4. Karen Bell, Pacific Lutheran WA, 1:01.84
5. Petra Johnson, Linfield OR, 1:02.36
6. Jenifer Turner, Kennesaw GA, 1:02.41

MARATHON

1. Jolene Fisher, Southern Utah St., 2:51.05.0, RECORD
2. Nancy Staudt, Georgian Court NJ, 2:55.46.0
3. Penny Rosdil, Manchester IN, 3:02.57.0
4. Sharon Foster, Adams State CO, 3:03.32.0
5. Lori Fischer, Belmont TN, 3:04.11.0
6. Sherry Clark, Pacific Lutheran WA, 3:08.53.0

4 x 100 METER RELAY

1. Prairie View TX (Deirdre Jackson, Evan Williams, Lavonda Luckett, Jocelyn Tatum), 45.80
2. Wayland Baptist TX (Florence Ushieagu, Comfort Igeh, Donita Perry, Althea Thomas), 46.23
3. Wisconsin-Milwaukee (Inabelle Thompson, Lynn Hidde, Gloria Gregory, Kim Robertson), 46.65
4. Central State OH (Veronica Frazier, Linda Cole, Tisa Stubbs, Kimberly Barnes), 48.00
5. Arkansas-Pine Bluff (Karen Stubblefield, Cathy Hogan, Paulette Bell, Alvara Douglas), 48.43
6. Saginaw Valley St. MI (Jean Tolfa, Kari Lorinski, Sue Kotenko, Filipa Smith), 49.41

SPRINT MEDLEY RELAY

1. Prairie View TX (Deirdre Jackson, Evan Williams, Jocelyn Tatum, Lavonda Luckett), 1:41.02
2. Mississippi Valley St. (Gwendolyn Williams, Buretha Graham, Linda Fairs, Carol Williams), 1:41.21
3. Wisconsin-Milwaukee (Felicia Sutton, Gloria Gregory, Kim Robertson, Inabelle Thompson), 1:41.40
4. Saginaw Valley St. MI (Jean Tolfa, Sue Kotenko, Filipa Smith, Vera Pruitt), 1:46.20
5. Wayne State (Kim Pohlman, Kandy Schott, Missy Stoltenberg, Cindy Heesacker), 1:46.26
6. Central State OH (Kim Barnes, Veronica Frazier, Tisa Stubbs, Linda Cole), 1:46.99

4 x 400 METER RELAY

1. Mississippi Valley St. (Gwendolyn Williams, Linda Fairs, Buretha Graham, Carol Williams), 3:42.37
2. Adams State CO (Brenda Jarvis, Jody Masser, Connie Calkin, Julie Jenkins), 3:45.23
3. Wisconsin-Milwaukee (Gloria Gregory, Aberdeen Morton, Kim Robertson, Inabelle Thompson), 3:45.26
4. Central State OH (Linda Cole, Juanita Henderson, Kim Barnes, Tisa Stubbs), 3:51.59
5. Wayland Baptist TX (Florence Ushieagu, Donita Perry, Penny Griffin, Jeanette Hallman), 3:51.66
6. Azusa Pacific CA (Blair Bates, Kim Hayes, Jennifer Schwartz, Sonja Cooper), 3:53.85

JAVELIN (201-0) NAIA Record 259-11

Zakayo Mwinckelly	Wayland Baptist TX	250 11.0
Rick Simoncic	Pittsburg State KS	222-02.0
Bob George	Southern Oregon State	222-00.0
Nate Oliverson	Azusa Pacific CA	216-02.0
Rick Cleveland	Spring Arbor MI	216-01.0
Rich Johnson	Missouri Valley MO	212-07.0
Paul Kobylinski	Missouri Valley MO	212-03.5
Craig Stelling	Pacific Lutheran WA	209-06.0
Ron McConnell	Wisconsin-EauClaire	205-07.0
Scott Christensen	Chadron State NE	205-00.0
Brian Siefert	Franklin IN	204-02.0
Michael County	Southern Oregon State	201-11.0
Robbie Harris	Adams State CO	200-03.0
Jeff Shaw	Pittsburg State KS	198-03.0
Duffy Cox	Western Washington	197-06.0

200 METER DASH (:24.94) NAIA Record :23.93

Evan Williams	Prairie View A&M TX	23.58
Comfort Igeh	Wayland Baptist TX	23.74
Althea Thomas	Wayland Baptist TX	23.81
Airat Bakare	Azusa Pacific CA	24.01
Freda Hancock	Southern Colorado	24.16
Starlette Daniels	Wayland Baptist TX	24.24
Vicky Aoko	Wayland Baptist TX	24.64
Nzael Kyomo	Wayland Baptist TX	24.72
Reater Golston	Wayland Baptist TX	24.79
Marcia Brown	Wayland Baptist TX	24.84
Jody Masser	Adams State CO	24.94
Hollie Watson	Western Washington	25.04
Wanda Clay	Prairie View A&M TX	25.13
Davona Randolph	Tarleton State TX	25.24
Patti Harris	Prairie View A&M TX	25.26

HAMMER (170-0) NAIA Record 225-10

Terry Maynard	Azusa Pacific CA	231-04.0
Christian Okoye	Azusa Pacific CA	219-07.0
Eric LeMasters	Azusa Pacific CA	187-00.0
Arnie Tyler	Whitworth WA	181-07.0
Dennis Dodson	Point Loma Nazarene CA	179-09.0
John Robinson	Saginaw Valley State MI	176-07.5
Brian Caster	Linfield OR	175-11.0
Alan Erwin	Central State OK	173-08.0
Tom Beebe	Pittsburg State KS	173-07.0
Tim Shannon	Pacific Lutheran WA	171-03.0
Phil Killinger	Linfield OR	166-07.0
Bruce Stancell	Pittsburg State KS	165-03.0
Tom Perkins	Bethany KS	164-10.0
John Chandler	Hillsdale MI	164-08.0
Richard Beasley	David Lipscomb TN	162-06.0

400 METER DASH (:56.64) NAIA Record :52.53

Althea Thomas	Wayland Baptist TX	52.64
Airat Bakare	Azusa Pacific CA	52.84
Norrie McAfee	Prairie View A&M TX	53.96
Freda Hancock	Southern Colorado	55.04
Sandra Latham	Prairie View A&M TX	55.38
Cathy Taylor	Prairie View A&M TX	55.67
Reater Golston	Wayland Baptist TX	56.14
Florence Ushieagu	Wayland Baptist TX	56.66
Cindy Heesacker	Wayne State NE	56.94
Donita Perry	Wayland Baptist TX	56.97
Jenny Lameroux	North Florida	57.61
Kathy Miller	Western Washington	57.74
Starlette Daniels	Wayland Baptist TX	57.95
Lavonda Luckett	Prairie View A&M TX	58.40
Lola Johnston	Western Washington	58.54

800 METERS (2:15.54) NAIA Record 2:08.60

Brit McRoberts	Simon Fraser CAN	2:04.89
Chris Wagner	Simon Fraser CAN	2:09.74
Leah Pells	Simon Fraser CAN	2:11.33
Jenny Lamoreux	North Florida	2:11.34
Cathy Taylor	Prairie View A&M TX	2:11.57
Sarah Hiatt	Wisconsin-Parkside	2:11.96
Alana Kripps	Simon Fraser CAN	2:12.38
Chris Goepel	Wisconsin-EauClaire	2:13.54
Heather Sullivan	Puget Sound WA	2:14.04
Airat Bakare	Azusa Pacific CA	2:14.49
Patti Cross	Simon Fraser CAN	2:14.74
Kathy Miller	Western Washington	2:14.94
Sharon Dyson	Prairie View A&M TX	2:15.42
Kelly McCammon	Emporia State KS	2:15.44
Maura Bookout	Azusa Pacific CA	2:15.82

WOMEN'S DIVISION100 METER DASH (:12.24) NAIA Record :11.71

Vicky Aoko	Wayland Baptist TX	11.60
Donita Perry	Wayland Baptist TX	11.67
Evan Williams	Prairie View A&M TX	11.84
Starlette Daniels	Wayland Baptist TX	11.84
Wanda Clay	Prairie View A&M TX	11.90
Patti Harris	Prairie View A&M TX	12.02
Davona Randolph	Tarleton State TX	12.09
Marcia Brown	Wayland Baptist TX	12.14
Leslie Littlejohn	Langston OK	12.21
Lawanda Davis	Campbell NC	12.24
Hollie Watson	Western Washington	12.24
Airat Bakare	Azusa Pacific CA	12.27
Tracy Hamilton	West Virginia State	12.58
Michelle Payne	Emporia State KS	12.64
Lori Ciecmerowski	Wisconsin-EauClaire	12.67

MARATHON (3:30.00) NAIA Record 2:57.20.5

Jodi Williamson	Taylor IN	3:02.26
Jennifer Arnold	Gonzaga WA	3:07.37
Patty Drey	Midland Lutheran NE	3:22.12
Loraine Hoyle	Southern Colorado	3:24.64
Marla Miller	Manchester IN	3:29.42
Joni Lenz	Anderson IN	3:36.40

400 METER RELAY (:48.54) NAIA Record :45.05

Wayland Baptist TX	Wayland Baptist TX	45.26
Prairie View A&M TX	Prairie View A&M TX	45.96
Missouri Baptist	Missouri Baptist	47.44
Saginaw Valley MI	Saginaw Valley State MI	47.76
Midland Lutheran NE	Midland Lutheran NE	48.45
Doane NE	Doane NE	48.97
Western Washington	Western Washington	49.14
Langston OK	Langston OK	49.33
Campbell NC	Campbell NC	49.34
Bethany KS	Bethany KS	49.87
Emporia State KS	Emporia State KS	50.05
Walsh OH	Walsh OH	50.14

1600 METER RELAY (3:54.64) NAIA Record 3:37.82

Wayland Baptist TX	Wayland Baptist TX	3:38.87
Prairie View A&M TX	Prairie View A&M TX	3:39.45
Doane NE	Doane NE	3:52.21
Azusa Pacific CA	Azusa Pacific CA	3:54.34
Northwestern IA	Northwestern College IA	3:56.44
Simon Fraser CAN	Simon Fraser CAN	3:56.74
Western Washington	Western Washington	3:57.24
Missouri Baptist	Missouri Baptist	3:59.07
Hillsdale MI	Hillsdale MI	4:00.14
Bethany KS	Bethany KS	4:05.34
Emporia State KS	Emporia State KS	4:06.36
Walsh OH	Walsh OH	4:07.24
Langston OK	Langston OK	4:28.14

SPRINT MEDLEY RELAY (1:48.04) NAIA Record 1:39.32

Prairie View A&M TX	Prairie View A&M TX	1:41.56
Doane NE	Doane NE	1:46.30
Wayland Baptist TX	Wayland Baptist TX	1:46.45
Missouri Baptist	Missouri Baptist	1:48.23
Western Washington	Western Washington	1:49.24
Walsh OH	Walsh OH	1:49.40
Northwestern IA	Northwestern College IA	1:50.04
Simon Fraser CAN	Simon Fraser CAN	1:51.00
Emporia State KS	Emporia State KS	1:51.05
Wisconsin-Parkside	Wisconsin-Parkside	1:51.84

HEPTATHLON (4600) NAIA Record 4981

June Furrow	California Lutheran	3767
Mary Kuster	Puget Sound WA	4045
Tonya Motes	Point Loma Nazarene CA	4150
Leanne Plum	Campbell NC	4190
Leslie Ryman	Walsh OH	4246
Jean Kolarik	Emporia State KS	4360
Jami Shores	Wayland Baptist TX	4407
Val Rasnic	Midland Lutheran NE	4465
Karen Martin	Midland Lutheran NE	4754
Felicia Hollister	Prairie View A&M TX	4615
Debrah Meyer	Moorhead State MN	4625
Edith Renfro	Prairie View A&M TX	5266

LONG JUMP (18-5½) NAIA Record 20-3½

Comfort Igeh	Wayland Baptist TX	21-05.5
Denise Williams	Wayland Baptist TX	20-08.25
Michelle Neal	Prairie View A&M TX	20-05.5
Lana Jolly	Simon Fraser CAN	19-03.75
Carla Peters	Belmont TN	19-02.5
Lawanda Davis	Campbell NC	19-00.0
Felicia Hollister	Prairie View A&M TX	18-11.75
Penny Griffin	Wayland Baptist TX	18-10.5
Jenifer Turner	Kennesaw GA	18-10.0
Melody Robinson	Midland Lutheran NE	18-09.25
Karen Brockman	Ottawa KS	18-09.0
Jamie Shores	Wayland Baptist TX	18-08.75
Davona Randolph	Tarleton State TX	18-05.5
Michelle Payne	Emporia State KS	18-02.25
Jean Kolarik	Emporia State KS	18-02.0

TRIPLE JUMP (36-0) NAIA Record NEW EVENT

Michelle Neal	Prairie View A&M TX	42-01.0
Denise Williams	Wayland Baptist TX	40-06.0
Jenifer Turner	Kennesaw GA	38-04.0
Felicia Hollister	Prairie View A&M TX	37-11.0
Melody Robinson	Midland Lutheran NE	37-10.05
Jamie Shores	Wayland Baptist TX	36-11.0
Cami Kupcho	William Jewell MO	36-08.0
Penny Griffin	Wayland Baptist TX	36-07.5
Lawanda Davis	Campbell NC	36-07.0
Dee Gadberry	Tarleton State TX	36-06.0
Denise Race	McPherson KS	36-05.0
Maureen Brennan	Berry GA	35-11.5
Sandy Andrews	Midland Lutheran NE	35-11.25
Shelly Woodside	Linfield OR	35-10.75
Tony Evans	Missouri Baptist	35-08.0

HAPTATHLON
RESULTS FIRST DAY
MAY 22, 1986

RANK	NO.	NAME, SCHOOL	100	HIGH JUMP	SHOT PUT	200	TOTAL
1	1090	EDITH RENFRO PRAIRIE VIEW A&M TX	858 14.88m	795 1.65m 5-5	457 8.89m 29-2	787 26.12	2897
2	1131	DEB MOORE FT HAYS STATE KS	744 15.76m	621 1.50m 4-11	651 11.84m 38-10½	643 27.85m	2659
3	1084	FELICIA HOLLISTER PRAIRIE VIEW A&M TX	823 15.14m	621 1.50m 4-11	422 8.35m 27-4 3/4	748 26.57m	2614
4	1004	LESLIE RYMAN WALSH OH	567 17.26m	588 1.47m 4-9 3/4	676 12.23m 40-1½	740 26.67m	2571
5	1279	KAREN RODD SPRING ARBOR MI	671 16.36m	689 1.56m 5-1½	505 9.62m 31-6 3/4	690 27.27m	2555
6	1122	SHARON JENSEN WESTERN OREGON STATE	677 16.31m	689 1.5m 5-1½	462 8.96 29-4 3/4	699 27.16m	2527
7	1144	JAMI L SHORES WAYLAND BAPTIST TX	695 16.16m	621 1.50m 4-11	495 9.47m 31-1	708 27.04m	2519
8	1075	JENIFER DURBIN CHADRON STATE NE	635 16.66m	588 1.47m 4-9 3/4	653 11.87m 38-11½	615 28.20m	2491
9	1022	KAREN MARTIN MIDLAND LUTHERAN NE	639 16.63m	689 1.56m 5-1½	527 9.96m 32-8½	605 27.61m	2460
10	1116	JEAN KOLARIK EMPORIA STATE KS	551 17.41m	689 1.56m 5-1½	507 9.66 31-8½	655 27.69m	2402
11	1181	TONYA MOTES POINT LOMA NAZARENE CA	792 15.38m	491 1.38m 4-6½	501 9.56m 31.4½	615 28.20m	2399
12	1025	VAL RASNIC MIDLAND LUTHERAN NE	595 17.01m	689 1.56m 5-1½	500 9.55m 31-4	610 28.26m	2394
13	974	DEBORAH MEYER MOORHEAD STATE MN	642 16.60m	555 1.44m 4-8 3/4	493 9.44m 30-11½	662 27.61m	2352

MORE

HEPTATHLON (cont'd)

14	1210	LEANNE PLUM CAMPBELL NC	504 17.85m	689 1.56m 5-1½	564 10.52m 34-6½	486 29.94m	2243
15	1227	J'NE FURROW CALIFORNIA LUTHERAN	564 17.29m	689 1.56m 5-1½	423 8.37m 27-5½	549 29.07m	2225
16	1155	GWEN KEISER WHITWORTH WA	510 17.99m	523 1.4m 4-7½	510 9.70m 31-10	548 29.08m	2091

FINAL FINAL FINAL FINAL FINAL FINAL

NAIA NATL OUTDOOR T & F
LONG JUMP

RUSSELLVILLE, AR
Division: WOMEN

MAY 22, 1986
EVENT # 39

ENTRANT #	NAME	GR	AFFILIATION	MARK	

FINAL RESULTS					
1140	COMFORT U. IGEH	Sp	Wayland Baptist TX	1	21-01.25 ‡
1148	DENISE L. WILLIAMS	Sp	Wayland Baptist TX	2	20-07.25 ‡
1088	MICHELLE NEAL	Jr	Prairie View A&M TX	3	20-02.5
1209	LAWANDA DAVIS	Fr	Campbell NC	4	19-08.75
1144	JAMI L. SHORES	Sr	Wayland Baptist TX	5	19-01.5
1284	LANA JOLLY	Fr	Simon Fraser CAN	6	19-01.0
1090	EDITH RENFRO	Sp	Prairie View A&M TX	7	18-09.25
924	DAVONA RANDOLPH	Fr	Tarleton State TX	8	18-07.25
=====					

NAIA NATL OUTDOOR T & F
100 METER

RUSSELLVILLE, AR
Division: WOMEN

MAY 22, 1986
EVENT # 24

Records - NAIA MEN : NO MARK
NAIA WOMEN : 11.71
N/A : NO MARK
N/A : NO MARK

DELETE
Vergie Bullie, 1984

DELETE
Midland Lutheran NE

ENTRANT #	NAME	GR	AFFILIATION	PLACE	MARK
-----------	------	----	-------------	-------	------

PRELIM RESULTS SECTION # 1

1141	NZAEI D. KYOMO	Jr	Wayland Baptist TX	1	11.93	†
967	ANN KIECKER	Fr	Moorhead State MN	2	12.47	†
1236	REBECCA SCOTT	Fr	Wisconsin-Parkside	3	12.61	†
1229	JACQUELINE COTTON	Sp	Wisconsin-Parkside	4	12.83	†
924	DAYONA RANDOLPH	Fr	Tarleton State TX	5	13.03	†
906	RHONDA TILLIS	Fr	Langston OK	6	13.29	†
903	SHERRY NERO	Fr	Langston OK	7	13.72	†

PRELIM RESULTS SECTION # 2

1135	VICKY D. AOKO	Fr	Wayland Baptist TX	1	12.44	†
1338	HOLLIE WATSON	Fr	Western Washington	2	12.46	†
1082	PATTI HARRIS	Fr	Prairie View A&M TX	3	12.51	†
1183	DANA WALKER	Fr	Kansas Wesleyan KS	4	12.81	†
938	VERONICA JONES	Sp	Western State CO	5	12.98	†
902	LESLIE LITTLEJOHN	Fr	Langston OK	6	13.11	†
1268	LINDA VIVIAN	Jr	Winona State MN	7	13.61	†

PRELIM RESULTS SECTION # 3

1140	COMFORT U. IGEH	Sp	Wayland Baptist TX	1	12.01	†
1066	FILIPA SMITH	Sr	Saginaw Valley State MI	2	12.37	†
1209	LAWANDA DAVIS	Fr	Campbell NC	3	12.38	†
1032	JODY MASSER	Sp	Adams State CO	4	12.54	†
1307	FELICIA CANADA	Sp	Anderson IN	5	12.92	†
979	MISSY STOLTENBERG	Jr	Wayne State NE	6	12.93	†

PRELIM RESULTS SECTION # 4

1092	EVAN WILLIAMS	Jr	Prairie View A&M TX	1	12.19	†
1137	STARLETTE C. DANIELS	Jr	Wayland Baptist TX	2	12.25	†
1136	MARCIA E. BROWN	Sp	Wayland Baptist TX	3	12.42	†
1257	ANGELA ALLEN	Sp	Arkansas Pine Bluff	4	12.87	†
1270	TRACY HAMILTON	Fr	West Virginia State	5	12.59	†
904	SONYA ROUNDTREE	Sp	Langston OK	6	13.55	†

NAIA NATL OUTDOOR T & F
100 METER HURDLES

RUSSELLVILLE, AR
Division: WOMEN

MAY 22, 1986
EVENT # 25

Records - NAIA MEN : NO MARK
NAIA WOMEN : 58.89
N/A : NO MARK
N/A : NO MARK

Lavonda Lockett, 1985

Prairie View A&M TX

ENTRANT #	NAME	GR	AFFILIATION	PLACE	MARK
-----------	------	----	-------------	-------	------

PRELIM RESULTS SECTION # 1

1030	BRENDA JARVIS	Sr	Adams State CO	1	14.25
1349	STEPHANIE CAMERON	Sp	Missouri Baptist	2	14.84
929	TERI VANWECHSEL	Fr	Northwestern College IA	3	15.06
1315	SHERRI D. HUDSON	Sp	Southwestern KS	4	15.51
1344	THERESA KUSANT	Fr	Minnesota-Morris	5	15.68
1159	BETSY EMERSON	Sr	Mary ND	6	15.77
979	MISSY STOLTENBERG	Jr	Wayne State NE	7	16.25

PRELIM RESULTS SECTION # 2

1148	DENISE L. WILLIAMS	Sp	Wayland Baptist TX	1	14.22
1354	DOROTHY YOUNG	Fr	Missouri Baptist	2	14.43
1171	MARIE FALINKAS	Sp	Hillsdale MI	3	14.90
1143	DONITA J. PERRY	Jr	Wayland Baptist TX	4	14.92
939	KELLEY SMOOTE	Jr	Western State CO	5	15.17
1287	CELINA OWEN	Jr	Simon Fraser CAN	6	15.38
1302	DAWN MASON	Jr	Harding AR	7	15.90

PRELIM RESULTS SECTION # 3

1086	LAVONDA LUCKETT	Jr	Prairie View A&M TX	1	14.40
1191	MARTHA L. HANS	Jr	Siena Heights MI	2	14.83
1309	TRACY LONG	Jr	Anderson IN	3	14.98
1307	FELICIA CANADA	Sp	Anderson IN	4	15.12
1273	MICHELLE HOLLAR	Sp	Taylor IN	5	15.28
1040	DARCELLE BENSON	Sp	McPherson KS	6	16.35

PRELIM RESULTS SECTION # 4

1026	MELODY ROBINSON	Jr	Midland Lutheran NE	1	14.41
1090	EDITH RENFRO	Sp	Prairie View A&M TX	2	14.82
1186	KARMEN KING	Sr	Northern State SD	3	15.07
1195	KAREN BELL	Sr	Pacific Lutheran WA	4	15.15
1131	DEB MOORE	Jr	Fort Hays State KS	5	15.55
1084	FELICIA HOLLISTER	Sp	Prairie View A&M TX	6	15.76

NAIA NATL OUTDOOR T & F
SHOT PUTRUSSELLVILLE, AR
Division: WOMENMAY 22, 1986
EVENT # 42

Records - NAIA MEN : NO MARK
 NAIA WOMEN : 49-02.5 Karen Waddell, 1983
 N/A : NO MARK
 N/A : NO MARK

ENTRANT #	NAME	GR	AFFILIATION	PLACE	MARK
-----------	------	----	-------------	-------	------

FINAL RESULTS

1083	SHARON HARRISON	Sp	Prairie View A&M TX	1	50-04.0	†
994	CONNIE HUGEN		Doane NE	2	49-03.5	†
1133	BRENDA WOLF	Sr	Fort Hays State KS	3	47-09.0	
990	BETH STUART	Jr	Kearney State NE	4	45-03.0	
948	SARAH E. THALER	Sp	Colorado Mines	5	44-11.5	
1205	LIZ MULVIHILL	Jr	Bemidji State MN	6	44-05.5	
1080	NETTA BRIDGEWATER	Sp	Prairie View A&M TX	7	44-00.75	
1102	SHERI DAVIS	Jr	Wisconsin-Milwaukee	8	43-04.5	

† NEW RECORD

NAIA NATL OUTDOOR T & F
SPRINT MEDLEY RELAY

RUSSELLVILLE, AR
Division: WOMEN

MAY 22, 1986
EVENT # 36

Records - NAIA MEN : NO MARK
NAIA WOMEN : 1:39.32 Prairie View A&M TX 1982
N/A : NO MARK
N/A : NO MARK

ENTRANT #	NAME	GR	AFFILIATION	PLACE	MARK

PRELIM RESULTS SECTION # 3					
1149	/WAYLAND BAPTIST UNI		Wayland Baptist TX	1	1:43.20

1028	/MIDLAND LUTHERAN		Midland Lutheran NE	2	1:47.26

931	/NORTHWESTERN		Northwestern College IA	3	1:48.64

998	/DOANE COLLEGE		Doane NE	4	1:48.85

993	/KEARNEY STATE COLLE		Kearney State NE	5	1:49.89

1262	/ARKANSAS PINE BLUFF		Arkansas Pine Bluff	6	1:58.30

NAIA NATL OUTDOOR T & F
1500 METER

RUSSELLVILLE, AR
Division: WOMEN

MAY 22, 1986
EVENT # 30

Records - NAIA MEN : NO MARK
NAIA WOMEN : 4:25.42 Leah Pells, Simon Fraser CAN 1983
N/A : NO MARK
N/A : NO MARK

ENTRANT #	NAME	GR	AFFILIATION	PLACE	MARK
-----------	------	----	-------------	-------	------

PRELIM RESULTS SECTION # 1

1048	TERESA LLOYD	Jr	Jamestown ND	1	4:34.00
1288	LEAH PELLIS	Sp	Simon Fraser CAN	2	4:34.43
1117	KELLY MCCAMMON	Sr	Emporia State KS	3	4:34.88
1187	LENAE REINSCHMIDT	Sr	Northern State SD	4	4:37.83
1306	JOANNE B. HERBER	Jr	Dakota Wesleyan SD	5	4:40.64
995	REGAN TEN BENDEL		Doane NE	6	4:41.35
1163	VALARI AMBROSE	Fr	Hillsdale MI	7	4:46.51
1245	BETH KNAPP	Sp	Loras IA	8	4:51.90
1145	MWINGA M. SOTE	Sr	Wayland Baptist TX	9	5:21.32

PRELIM RESULTS SECTION # 2

920	JENNY LAMOREUX	Jr	North Florida	1	4:36.59
1319	CHRIS GOEPEL	Sp	Wisconsin-EauClaire	2	4:38.52
1201	MELANIE VENEKAMP	Jr	Pacific Lutheran WA	3	4:40.76
1108	AMY SIMONSEN	Jr	Wisconsin-Milwaukee	4	4:41.21
1124	JULIE O'LEARY	Jr	Western Oregon State	5	4:48.43
1107	MARSIE SCHWEINERT	Fr	Wisconsin-Milwaukee	6	4:48.91
1267	DEB SOFELL	Jr	Winona State MN	7	4:49.33
1316	BRENDA S. KAISER	Fr	Southwestern KS	8	4:50.64
1035	DORIS WATSON	Jr	Adams State CO	9	4:51.04

SEMI RESULTS SECTION # 0

941	LAURA JOHNSON	Jr	Portland OR	1	4:36.18
989	DONNA SPICKELMIER	Fr	Kearney State NE	2	4:38.15
916	HEATHER I. SULLIVAN	Sr	Puget Sound WA	3	4:38.99
1091	CATHY TAYLOR	Jr	Prairie View A&M TX	4	4:39.68
1033	JANE REAVES	Sp	Adams State CO	5	4:40.70
1348	KATHY BURDORF	Sp	Missouri Baptist	6	4:49.61
1345	SUSAN WHITE	Jr	Berry GA	7	4:50.06
1097	MEG MCELROY		Manchester IN	8	4:52.51

NAIA NATL OUTDOOR T & F
SPRINT MEDLEY RELAY

RUSSELLVILLE, AR
Division: WOMEN

MAY 22, 1986
EVENT # 36

Records - NAIA MEN : NO MARK
NAIA WOMEN : 1:39.32 Prairie View A&M TX 1982
N/A : NO MARK
N/A : NO MARK

ENTRANT #	NAME	GR	AFFILIATION	PLACE	MARK
-----------	------	----	-------------	-------	------

PRELIM RESULTS SECTION # 1

1093	/PRAIRIE VIEW A&M		Prairie View A&M TX	1	1:44.20
------	-------------------	--	---------------------	---	---------

1355	/MISSOURI BAPTIST		Missouri Baptist	2	1:46.12
------	-------------------	--	------------------	---	---------

980	/WAYNE STATE UNIVERS		Wayne State NE	3	1:46.59
-----	----------------------	--	----------------	---	---------

1340	/WESTERN WASHINGTON		Western Washington	4	1:48.35
------	---------------------	--	--------------------	---	---------

950	/PANHANDLE STATE UNI		Panhandle State OK	5	1:53.05
-----	----------------------	--	--------------------	---	---------

PRELIM RESULTS SECTION # 2

1152	/NORTHWOOD INSTITUTE		Northwood Institute MI	1	1:46.06
------	----------------------	--	------------------------	---	---------

1343	/SIMON FRASER UNIVER		Simon Fraser CAN	2	1:47.00
------	----------------------	--	------------------	---	---------

1070	/SAGINAW VALLEY STAT		Saginaw Valley State MI	3	1:47.89
------	----------------------	--	-------------------------	---	---------

1005	/WALSH COLLEGE		Walsh OH	4	1:50.26
------	----------------	--	----------	---	---------

973	/MOORHEAD STATE UNIV		Moorhead State MN	5	1:50.27
-----	----------------------	--	-------------------	---	---------

907	/LANGSTON UNIVERSITY		Langston OK	6	1:56.23
-----	----------------------	--	-------------	---	---------

3000 METER

MUSSELLVILLE, AR
Division: WOMENMAY 22, 1986
EVENT # 31

Records - NAIA MEN : NO MARK
NAIA WOMEN : 9:43.64
N/A : NO MARK
N/A : NO MARK

Ann Manning, Portland OR 1985

ENTRANT #	NAME	GR	AFFILIATION	PLACE	MARK
-----------	------	----	-------------	-------	------

PRELIM RESULTS SECTION # 1

943	ANN MANNING	Jr	Portland OR	1	9:58.62
1100	LYNN BOUCHE	Sp	Wisconsin-Milwaukee	2	10:13.05
1175	MARJ VANDYKE	Sp	Hillsdale MI	3	10:13.07
984	BARBARA HERBEK	Sr	Kearney State NE	4	10:14.03
918	WENDY HAGMANN	Jr	North Florida	5	10:16.86
913	CHERYL L MOORES	Sr	Puget Sound WA	6	10:21.20
934	CINDY BLAKELY	Jr	Ottawa KS	7	10:28.27
1008	MAURA BOOKOUT		Azusa Pacific CA	8	10:56.77
909	JENNIFER L EASTMAN	Sp	Puget Sound WA	9	11:14.96
1305	BEVERLY GARDNER		Harding AR	10	11:32.48

PRELIM RESULTS SECTION # 2

1117	KELLY MCCAMMON	Sr	Emporia State KS	1	9:58.99
1197	VALERIE HILDEN	Sp	Pacific Lutheran WA	2	10:01.07
1232	MICHELLE MARTER	Sp	Wisconsin-Parkside	3	10:04.31
1035	DORIS WATSON	Jr	Adams State CO	4	10:04.83
1187	LENAE REINSCHMIDT	Sr	Northern State SD	5	10:05.84
1177	JENNY WILSON	Sp	Hillsdale MI	6	10:18.65
940	MARY HILLENKAMP	Jr	Portland OR	7	10:32.13
919	KIM JARVIS	Jr	North Florida	8	10:42.77
1360	DEVONNA J. BUESING		Concordia NE	9	10:54.92
1242	JACKIE ANDERSON	Fr	Loras IA	10	11:05.12

NAIA NATL OUTDOOR T & F
800 METER

RUSSELLVILLE, AR
Division: WOMEN

MAY 22, 1986
EVENT # 29

Records - NAIA MEN : NO MARK
NAIA WOMEN : 2:08.60
N/A : NO MARK
N/A : NO MARK

Julie Jenkins, 1984

Adams State CO

ENTRANT #	NAME	GR	AFFILIATION	PLACE	MARK
-----------	------	----	-------------	-------	------

PRELIM RESULTS SECTION # 1

1291	BRIT MCROBERTS	Jr	Simon Fraser CAN	1	2:12.55
1048	TERESA LLOYD	Jr	Jamestown ND	2	2:13.56
1105	ANNE HILLS	Sp	Wisconsin-Milwaukee	3	2:15.08
1333	KATHY MILLER	Jr	Western Washington	4	2:15.15
937	LISA FITZGERALD	Fr	Western State CO	5	2:15.19
989	DONNA SPICKELMIER	Fr	Kearney State NE	6	2:15.28
1233	NANCY MARTER	Fr	Wisconsin-Parkside	7	2:22.83
1285	ALANA KRIPPS	Fr	Simon Fraser CAN	8	2:29.77

PRELIM RESULTS SECTION # 2

1290	CHRIS WAGNER	Fr	Simon Fraser CAN	1	2:15.19
932	JANE ROMIG BROOKER	Sr	Cedarville OH	2	2:16.06
1231	SARAH HIETT	Jr	Wisconsin-Parkside	3	2:16.09
1306	JOANNE B. HERBER	Jr	Dakota Wesleyan SD	4	2:16.20
1172	CHRISSY PAPENHAGEN	Fr	Hillsdale MI	5	2:16.88
1184	JULIE BAIER	Jr	Northern State SD	6	2:16.90
1112	CORRINA ZIMBORSKI	Fr	Wisconsin-Milwaukee	7	2:18.46

PRELIM RESULTS SECTION # 3

1288	LEAH PELLIS	Sp	Simon Fraser CAN	1	2:12.94
1091	CATHY TAYLOR	Jr	Prairie View A&M TX	2	2:13.47
1348	KATHY BURDORF	Sp	Missouri Baptist	3	2:13.65
916	HEATHER I. SULLIVAN	Sr	Puget Sound WA	4	2:14.19
988	DEB SPICKELMIER	Fr	Kearney State NE	5	2:14.50
1245	BETH KNAPP	Sp	Loras IA	6	2:17.91
930	VONDA VELGERSDYK	Sp	Northwestern College IA	7	2:18.30
952	LAURA ABBOTT	Sp	Central Arkansas	8	2:30.55

NAIA NATL OUTDOOR T & F
200 METER

RUSSELLVILLE, AR
Division: WOMEN

MAY 22, 1986
EVENT # 26

Records - NAIA MEN : NO MARK
NAIA WOMEN : 23.93
N/A : NO MARK
N/A : NO MARK

Denise Bullocks, 1984

Chicago State IL

ENTRANT #	NAME	GR	AFFILIATION	PLACE	MARK
-----------	------	----	-------------	-------	------

PRELIM RESULTS SECTION # 1

1140	COMFORT U. IGEN	Sp	Wayland Baptist TX	1	23.90
1066	FILIPA SMITH	Sr	Saginaw Valley State MI	2	24.45
1135	VICKY D. AOKO	Fr	Wayland Baptist TX	3	24.97
938	VERONICA JONES	Sp	Western State CO	4	26.15
924	DAVONA RANDOLPH	Fr	Tarleton State TX	5	26.25
1158	KIM HALLER	Sp	Mid-America Nazarene KS	6	26.31
904	SONYA ROUNDTREE	Sp	Langston OK	7	27.76

PRELIM RESULTS SECTION # 2

1146	ALTHEA J. THOMAS	Sp	Wayland Baptist TX	1	23.89
1092	EVAN WILLIAMS	Jr	Prairie View A&M TX	2	24.72
1236	REBECCA SCOTT	Fr	Wisconsin-Parkside	3	25.47
1126	SHERON WEGENER	Sp	Western Oregon State	4	25.57
1136	MARCIA E. BROWN	Sp	Wayland Baptist TX	5	25.59
1183	DANA WALKER	Fr	Kansas Wesleyan KS	6	26.04
903	SHERRY NERO	Fr	Langston OK	7	27.35

NEW RECORD

PRELIM RESULTS SECTION # 3

1037	FREDA HANCOCK	Jr	Southern Colorado	1	24.38
1137	STARLETTE C. DANIELS	Jr	Wayland Baptist TX	2	24.73
1082	PATTI HARRIS	Fr	Prairie View A&M TX	3	24.78
1087	NORRIE MCAFEE	Sr	Prairie View A&M TX	4	24.93
1032	JODY MASSER	Sp	Adams State CO	5	24.95
902	LESLIE LITTLEJOHN	Fr	Langston OK	6	27.49

PRELIM RESULTS SECTION # 4

1141	NZAEI D. KYOMO	Jr	Wayland Baptist TX	1	24.55
1007	AIRAT BAKORE		Azusa Pacific CA	2	24.56
1338	HOLLIE WATSON	Fr	Western Washington	3	25.08
1258	PAULETTE BELL	Sp	Arkansas Pine Bluff	4	25.75
1229	JACQUELINE COTTON	Sp	Wisconsin-Parkside	5	26.14
1270	TRACY HAMILTON	Fr	West Virginia State	6	26.46
1072	BETH NELSON	Fr	Minot State ND	7	27.02
1013	SHERI POZIL		Azusa Pacific CA	8	27.89

NAIA NATL OUTDOOR T & F

RUSSELLVILLE, AR

MAY 22, 1986

SPRINT MEDLEY RELAY

Division: WOMEN

EVENT # 36

ENTRANT # NAME

BR AFFILIATION

MARK

FINAL RESULTS

1149 /WAYLAND BAPTIST UNI Wayland Baptist TX 1 1:39.55

1093 /PRAIRIE VIEW A&M Prairie View A&M TX 2 1:41.07

1152 /NORTHWOOD INSTITUTE Northwood Institute MI 3 1:44.57

1343 /SIMON FRASER UNIVER Simon Fraser CAN 4 1:46.38

1355 /MISSOURI BAPTIST Missouri Baptist 5 1:46.64

980 /WAYNE STATE UNIVERS Wayne State NE 6 1:46.72

1028 /MIDLAND LUTHERAN Midland Lutheran NE 7 1:47.91

1070 /SAGINAW VALLEY STAT Saginaw Valley State MI 8 1:49.6

=====

NAIA NATL OUTDOOR T & F
10,000 METER
ENTRANT # NAME

RUSSELLVILLE, AR
Division: WOMEN
GR AFFILIATION:

MAY 22, 1986
EVENT # 33
PLACE MARK

FINAL RESULTS

1165	ERIN GILLESPIE	Fr	Hillsdale MI	1	35:06.51	*
1311	JOLENE FISHER	Sr	Southern Utah State	2	36:15.60	
1198	KATHY NICHOLS	Jr	Pacific Lutheran WA	3	36:44.00	
936	SHELIA BARRETT	Jr	Western State CO	4	37:24.03	
942	KRISTY JOHNSTON	Jr	Portland OR	5	37:29.32	
914	MARY J. OSTLUND	Jr	Puget Sound WA	6	38:05.60	
1188	MARY SCHRADER	Jr	Northern State SD	7	38:20.06	
1313	KATHY V. BOONE	Sp	Southwestern KS	8	38:20.42	
1034	KATHY SPEAR	Jr	Adams State CO	9	38:26.33	
1119	AMY POTTER	Jr	Emporia State KS	10	38:36.16	
921	ADRIAN LILBURN	Sr	North Florida	11	38:39.12	
1031	NANCY LOUGH	Sr	Adams State CO	12	38:50.20	
1200	DANA STAMPER	Sr	Pacific Lutheran WA	13	39:11.49	
1039	SHARI PADLACCI	Sp	Southern Colorado	14	40:00.68	
1275	VALERIE WILSON	Jr	Taylor IN	15	41:28.00	
1203	ERIN WICKHAM	Jr	Pacific Lutheran WA	16	41:21.03	

=====

NAIA NATL OUTDOOR T & F
400 HURDLES

RUSSELLVILLE, AR
Division: WOMEN

MAY 22, 1986
EVENT # 28

Records - NAIA MEN : NO MARK
NAIA WOMEN : 58.89
N/A : NO MARK
N/A : NO MARK

Lavonda Luckett, 1985

Prairie View A&M TX

ENTRANT #	NAME	GR	AFFILIATION	PLACE	MARK
-----------	------	----	-------------	-------	------

PRELIM RESULTS SECTION # 1

1086	LAVONDA LUCKETT	Jr	Prairie View A&M TX	1	59.77
1109	FELICIA SUTTON	Jr	Wisconsin-Milwaukee	2	1:01.80
1186	KARMEN KING	Sr	Northern State SD	3	1:02.03
1191	MARTHA L. HANS	Jr	Siena Heights MI	4	1:02.61
939	KELLEY SMOOTE	Jr	Western State CO	5	1:02.68
1279	KAREN RODD	Sr	Spring Arbor MI	6	1:03.05
1116	JEAN KOLARIK	Fr	Emporia State KS	7	1:06.07
1057	DEB WOODY	Jr	Bluffton OH	8	1:11.49

PRELIM RESULTS SECTION # 2

1090	EDITH RENFRO	Sp	Prairie View A&M TX	1	1:01.80
1310	JENIFER M. TURNER	Jr	Kennesaw GA	2	1:02.07
1195	KAREN BELL	Sr	Pacific Lutheran WA	3	1:02.56
1143	DONITA J. PERRY	Jr	Wayland Baptist TX	4	1:03.60
1327	KRISTINE DUNN	Jr	Western Washington	5	1:03.84
1010	KIM HAYES		Azusa Pacific CA	6	1:05.36
1029	APRIL CAMPRELL	Fr	Adams State CO	7	1:06.62
1001	ANGIE GOODRUM	Fr	Walsh OH	8	1:11.00

PRELIM RESULTS SECTION # 3

1030	BRENDA JARVIS	Sr	Adams State CO	1	1:01.67
1332	JANELLE MASSEY	Sr	Western Washington	2	1:02.10
1171	MARIE PALINKAS	Sp	Hillsdale MI	3	1:02.95
1084	FELICIA HOLLISTER	Sp	Prairie View A&M TX	5	1:04.45
1302	DAWN MASON	Jr	Harding AR	6	1:05.04
1341	PETRA JOHNSON	Sr	Linfield OR	7	1:05.40
956	TANA GREEN	Jr	Bethany KS	8	1:05.72

AFTER 4 EVENTS HAVE BEEN SCORED

CODE #	NAME	MEN	WOMEN
191	Wayland Baptist TX		30
152	Prairie View A&M TX		24
84	Hillsdale MI		10
173	Southern Utah State		8
50	Doane NE		8
139	Pacific Lutheran WA		6
132	Northwood Institute MI		6
62	Fort Hays State KS		6
165	Simon Fraser CAN		5
92	Kearney State NE		4
199	Western State CO		4
26	Campbell NC		4
38	Colorado Mines		2
151	Portland OR		2
118	Missouri Baptist		2
17	Bemidji State MN		1
154	Puget Sound WA		1
92	Wayne State NE		1

NAIA NATIONAL OUTDOOR WOMEN'S TRACK AND FIELD CHAMPIONSHIPS

SECOND DAY RESULTS
FRIDAY, MAY 23, 1986

RUSSELLVILLE, ARKANSAS

NAIA NATL OUTDOOR T & F
400 HURDLES

RUSSELLVILLE, AR
Division: WOMEN

MAY 22, 1986
EVENT # 28

Records - NAIA MEN : NO MARK
NAIA WOMEN : 58.89 Lavonda Luckett, 1985 Prairie View A&M TX
N/A : NO MARK
N/A : NO MARK

ENTRANT # NAME GR AFFILIATION PLACE MARK

SEMI RESULTS SECTION # 0

1110 ANN THOMAS Jr Wisconsin-Milwaukee DID NOT FINISH

SEMI RESULTS SECTION # 1

1086	LAVONDA LUCKETT	Jr	Prairie View A&M TX	1	57.99	*
1195	KAREN BELL	Sr	Pacific Lutheran WA	2	1:00.74	
1109	FELICIA SUTTON	Jr	Wisconsin-Milwaukee	3	1:01.18	
1310	JENIFER M. TURNER	Jr	Kennesaw GA	4	1:02.18	
1171	MARIE PALINKAS	Sp	Hillsdale MI	5	1:02.44	
1327	KRISTINE DUNN	Jr	Western Washington	6	1:05.56	
939	KELLEY SMOOTE	Jr	Western State CO	7	NO MARK	

SEMI RESULTS SECTION # 2

1332	JANELL MASSEY	Sr	Western Washington	1	1:01.27	
1030	BRENDA JARVIS	Sr	Adams State CO	2	1:01.43	
1090	EDITH RENFRO	Sp	Prairie View A&M TX	3	1:02.08	
1191	MARTHA L. HANS	Jr	Siena Heights MI	4	1:02.35	
1186	KARMEN KING	Sr	Northern State SD	5	1:02.48	
1143	DONITA J. PERRY	Jr	Wayland Baptist TX	6	1:04.62	
1084	FELICIA HOLLISTER	Sp	Prairie View A&M TX	8	1:09.93	

NAIA NATL OUTDOOR T & F
100 METER HURDLES

RUSSELLVILLE, AR
Division: WOMEN

MAY 22, 1986
EVENT # 25

ENTRANT # NAME GR AFFILIATION MARK

FINAL RESULTS

1030	BRENDA JARVIS	Sr	Adams State CO	1	13.87	‡
1086	LAVONDA LUCKETT	Jr	Prairie View A&M TX	2	14.02	‡
1026	MELODY ROBINSON	Jr	Midland Lutheran NE	3	14.06	‡
1148	DENISE L. WILLIAMS	Sp	Wayland Baptist TX	4	14.11	‡
1354	DOROTHY YOUNG	Fr	Missouri Baptist	5	14.33	‡
929	TERI VANWECHEL	Fr	Northwestern College IA	6	14.59	‡
1191	MARTHA L. HANS	Jr	Siena Heights MI	7	14.63	‡
1349	STEPHANIE CAMERON	Sp	Missouri Baptist	8	15.80	‡

NAIA NATL OUTDOOR T & F
TRIFLE JUMP

RUSSELLVILLE, AR
Division: WOMEN

MAY 22, 1986
EVENT # 37

ENTRANT # NAME GR AFFILIATION MARK

FINAL RESULTS

1148	DENISE L. WILLIAMS	Sp	Wayland Baptist TX	1	39-06.75
1088	MICHELLE NEAL	Jr	Prairie View A&M TX	2	39-05.75
1082	FATTI HARRIS	Fr	Prairie View A&M TX	3	38-10.5
1310	JENIFER M. TURNER	Jr	Kennesaw GA	4	38-09.5
1084	FELICIA HOLLISTER	Sp	Prairie View A&M TX	5	38-03.5
1344	THERESA KUSANT	Fr	Minnesota-Morris	6	37-05.5
982	KRISTI EITZMANN	Jr	Kearney State NE	7	37-04.25
1222	ROCHELLE MOORE		Malone OH	8	37-03.0

NAIA NATL OUTDOOR T & F
HIGH JUMP

RUSSELLVILLE, AR
Division: WOMEN

MAY 22, 1986
EVENT # 38

ENTRANT # NAME GR AFFILIATION MARK

FINAL RESULTS

1196	DENISE BRUCE	Jr	Pacific Lutheran WA	1	5-09.0
966	ERIKA HOHENSTEIN	Sr	Moorhead State MN	2	5-08.0
1151	JULANE THAYER	Jr	Northwood Institute MI	3	5-08.0
1218	ERICA FLOWLES		Malone OH	4	5-07.0
1024	SHAWN NICK	Sr	Midland Lutheran NE	5	5-07.0
924	DAVONA RANDOLPH	Fr	Tarleton State TX	6	5-05.0
1350	KELLY COX	Fr	Missouri Baptist	6	5-05.0
1084	FELICIA HOLLISTER	Sp	Prairie View A&M TX	6	5-05.0
1295	ELLEN S. JOHNSON	Jr	Hastings NE	6	5-05.0

NAIA NATL OUTDOOR T & F
100 METER

RUSSELLVILLE, AR
Division: WOMEN

MAY 22, 1986
EVENT # 24

ENTRANT #	NAME	GR	AFFILIATION	MARK	

FINAL RESULTS					
1140	COMFORT U. IGEH	Sp	Wayland Baptist TX	1	11.68 **
1092	EVAN WILLIAMS	Jr	Prairie View A&M TX	2	11.78 *
1141	NZAEI D. KYOMO	Jr	Wayland Baptist TX	3	11.93 *
1066	FILIFA SMITH	Sr	Saginaw Valley State MI	4	12.03 *
1137	STARLETTE C. DANIELS	Jr	Wayland Baptist TX	5	12.03 *
1082	FATTI HARRIS	Fr	Prairie View A&M TX	6	12.11 *
1032	JODY MASSER	Sp	Adams State CO	7	12.17 *
1209	LAWANDA DAVIS	Fr	Campbell NC	8	12.26 *
=====					

NAIA NATL OUTDOOR T & F
JAVELIN

RUSSELLVILLE, AR
Division: WOMEN

MAY 22, 1986
EVENT # 41

ENTRANT #	NAME	GR	AFFILIATION	MARK	

FINAL RESULTS					
1202	CAROL WESTER	Sr	Pacific Lutheran WA	1	168-02.0 *
1286	KAREN MURRAY	Jr	Simon Fraser CAN	2	153-02.0
1289	EILEEN VOLDATTI	Fr	Simon Fraser CAN	3	152-03.0
915	PATRICIA E FERRY	Sp	Puget Sound WA	4	148-08.0
1155	GWEN PEISER	Jr	Whitworth WA	5	148-05.0
1210	LEANNE FLUM	Sr	Campbell NC	6	148-01.0
1292	KIMBERLY S. PETERS	Sp	Northern Montana	7	145-09.0
1011	CASEY PAYNE		Azusa Pacific CA	8	145-04.0
=====					

NAIA NATL OUTDOOR T & F
100 METER

RUSSELLVILLE, AR
Division: WOMEN

MAY 22, 1986
EVENT # 24

Records - NAIA MEN : NO MARK
NAIA WOMEN : 11.71
N/A : NO MARK
N/A : NO MARK

DELETE
Vergie Bullie, 1984

DELETE
Midland Lutheran NE

ENTRANT #	NAME	GR	AFFILIATION	PLACE	MARK
-----------	------	----	-------------	-------	------

SEMI RESULTS SECTION # 1

1141	NZAEI Q. KYOMO	Jr	Wayland Baptist TX	1	11.96	†
1137	STARLETTE C. DANIELS	Jr	Wayland Baptist TX	2	12.15	†
1209	LAWANDA DAVIS	Fr	Campbell NC	3	12.20	†
1032	JODY MASSER	Sp	Adams State CO	4	12.25	†
1135	VICKY Q. AGKO	Fr	Wayland Baptist TX	5	12.28	†
967	ANN KIECKER	Fr	Moorhead State MN	6	12.29	†
1236	REBECCA SCOTT	Fr	Wisconsin-Parkside	7	12.38	†
1257	ANGELA ALLEN	Sp	Arkansas Pine Bluff	8	12.64	†

SEMI RESULTS SECTION # 2

1140	COMFORT U. IGEH	Sp	Wayland Baptist TX	1	11.79	†
1092	EVAN WILLIAMS	Jr	Prairie View A&M TX	2	12.03	†
1066	FILIPA SMITH	Sr	Saginaw Valley State MI	3	12.04	†
1082	PATTI HARRIS	Fr	Prairie View A&M TX	4	12.16	†
1136	MARCIA E. BROWN	Sp	Wayland Baptist TX	5	12.27	†
1338	HOLLIE WATSON	Fr	Western Washington	6	12.28	†
1229	JACQUELINE COTTON	Sp	Wisconsin-Parkside	7	12.52	†
1183	DANA WALKER	Fr	Kansas Wesleyan KS	8	12.76	†

HEPTATHLON

FINAL RESULTS

MAY 23, 1986

RANK	NO.	NAME, SCHOOL	100H	HIGH	SHOT	200	LONG	JAVELIN	800M	TOTAL
1	1090	EDITH RENFRO PRAIRIE VIEW A&M TX	858 14.88m	795 1.65m 5-5	457 8.89m 29-2	787 26.12	665 5.38m	450 28.60m	858 2:17.52	4870 RECORD
2	1131	DEB MOORE FT HAYS STATE KS	744 15.76m	621 1.50m 4-11	651 11.84m 38=10½	643 27.85m	546 4.95m	708 42.12m	728 2:27.23	4641
3	1279	KAREN RODD SPRING ARBOR MI	671 16.36m	689 1.56m 5-1½	505 9.62m 31.6 3/4	690 27.27m	601 5.15m	537 33.18m	809 2:21.10	4502
4	1022	KAREN MARTIN MIDLAND LUTHERAN NE	639 16.63m	689 1.56m 5-1½	527 9.96m 32-8½	605 27.61m	587 5.10m	625 37.78m	828 2:19.70	4500
5	1122	SHARON JENSEN WESTERN OREGON STATE	677 16.31m	689 1.5m 5-½	462 8.96m 29-4 3/4	699 27.16m	565 5.02m	518 32.20m	862 2:17.20 RECORD	4472
6	1004	LESLIE RYMAN WALSH OH	567 17.26m	588 1.47m 4-9 3/4	676 12.23m 40-1½	740 26.67m	643 5.30m	468 29.52m	732 2:26.90	4414
7	1116	JEAN KOLARIK EMPORIA STATE KS	551 17.41m	689 1.56m 5-1½	507 9.66m 31-8½	655 27.69m	645 5.31m	555 34.14m	770 2:24.00	4372
8	974	DEBORAH MEYER	642 16.60m	555 1.44m 4-8 3/4	493 9.44m 30-11½	662 27.61m	609 5.18m	542 33.46m	779 2:23.31	4282
9	1084	FELICIA HOLLISTER	823 15.14m	621 1.50m 4-11	422 8.35m 27-4 3/4	748 26.57m	631 5.26m	383 25.04m	646 2:33.83	4274

RANK	NO.	NAME, SCHOOL	100H	HIGH JUMP	SHOT PUT	200	LONG	JAVELIN	800M	TOTAL
10	1025	VAL RASNIC MIDLAND LUTHERAN NE	595 17.01m	689 1.56m 5-1½	500 9.55m 31-4	610 28.26m	532 4.90m	559 34.36m	704 2:29.12	4189
11	1144	JAMI L SHORES WAYLAND BAPTIST TX	695 16.16m	621 1.50m 4-11	495 9.47m 31-1	708 27.04m	694 5.48	525 32.56m	436 2:52.69	4174
12	1181	TONYA MOTES POINT LOMA NAZARENE CA	792 15.38m	491 1.38m 4-6½	501 9.56m 31-4½	615 28.20m RECORD	741 5.64m	374 24.54m	617 2:36.19	4131
13	1210	LEANNE PLUM CAMPBELL NC	504 17.85m	689 1.56m 5-1½	564 10.52m 34-6½	486 29.94	451 4.59m	708 42.14m	700 2:29.44	4102
14	1075	JENIFER DURBIN CHADRON STATE NE	635 16.66m	588 1.47m 4-9 3/4	653 11.87m 38-11½	615 28.20m	532 4.90m	560 34.40m	503 2:46.31	4086
15	1155	GWEN KEISER WHITWORTH WA	510 17.99m	523 1.4m 4-7½	510 9.70m 31-10	548 29.08m	464 4.64m	652 39.22m	682 2:30.91	3889
16	1227	J'NE FURROW CALIFORNIA LUTHERAN	564 17.29m	689 1.56m 5-1½	423 8.37m 27-5½	549 29.07m	472 4.67m	484 30.40m	704 2:29.11	3885

NAIA NATL OUTDOOR T & F
800 METER

RUSSELLVILLE, AR
Division: WOMEN

MAY 22, 1986
EVENT # 29

Records - NAIA MEN : NO MARK
NAIA WOMEN : 2:08.60
N/A : NO MARK
N/A : NO MARK

Julie Jenkins, 1984

Adams State CO

ENTRANT #	NAME	GR	AFFILIATION	PLACE	MARK
-----------	------	----	-------------	-------	------

SEMI RESULTS SECTION # 1

1291	BRIT MCROBERTS	Jr	Simon Fraser CAN	1	2:10.62
1048	TERESA LLOYD	Jr	Jamestown ND	2	2:11.86
1091	CATHY TAYLOR	Jr	Prairie View A&M TX	3	2:12.77
1231	SARAH HIETT	Jr	Wisconsin-Parkside	4	2:13.12
1105	ANNE HILLS	Sp	Wisconsin-Milwaukee	5	2:14.53
1306	JOANNE B. HERBER	Jr	Dakota Wesleyan SD	6	2:16.97
988	DEB SPICKELMIER	Fr	Kearney State NE	7	2:17.07

SEMI RESULTS SECTION # 2

1290	CHRIS WAGNER	Fr	Simon Fraser CAN	1	2:11.60
1288	LEAH PELLIS	Sp	Simon Fraser CAN	2	2:11.67
932	JANE ROMIG BROOKER	Sr	Cedarville OH	3	2:11.96
916	HEATHER I. SULLIVAN	Sr	Puget Sound WA	4	2:12.03
1333	KATHY MILLER	Jr	Western Washington	5	2:13.09
1348	KATHY BURDORF	Sp	Missouri Baptist	6	2:14.21
1172	CHRISSY PAFENHAGEN	Fr	Hillsdale MI	7	2:15.80
937	LISA FITZGERALD	Fr	Western State CO	8	2:23.25

Records - NAIA MEN : NO MARK
NAIA WOMEN : 45.06
N/A : NO MARK
N/A : NO MARK

Prairie View A&M TX 1983

ENTRANT #	NAME	GR	AFFILIATION	PLACE	MARK
-----------	------	----	-------------	-------	------

PRELIM RESULTS SECTION # 1

1149	/WAYLAND BAPTIST UNI		Wayland Baptist TX	1	46.26
------	----------------------	--	--------------------	---	-------

1070	/SAGINAW VALLEY STAT		Saginaw Valley State MI	2	47.77
------	----------------------	--	-------------------------	---	-------

1262	/ARKANSAS PINE BLUFF		Arkansas Pine Bluff	3	47.90
------	----------------------	--	---------------------	---	-------

1152	/NORTHWOOD INSTITUTE		Northwood Institute MI	4	48.09
------	----------------------	--	------------------------	---	-------

998	/DOANE COLLEGE		Doane NE	5	49.37
-----	----------------	--	----------	---	-------

950	/PANHANDLE STATE UNI		Panhandle State OK	6	50.01
-----	----------------------	--	--------------------	---	-------

907	/LANGSTON UNIVERSITY		Langston OK	7	50.41
-----	----------------------	--	-------------	---	-------

PRELIM RESULTS SECTION # 2

1093	/PRAIRIE VIEW A&M		Prairie View A&M TX	1	46.21
------	-------------------	--	---------------------	---	-------

1028	/MIDLAND LUTHERAN		Midland Lutheran NE	2	47.72
------	-------------------	--	---------------------	---	-------

1355	/MISSOURI BAPTIST		Missouri Baptist	3	48.24
------	-------------------	--	------------------	---	-------

973	/MOORHEAD STATE UNIV		Moorhead State MN	4	48.60
-----	----------------------	--	-------------------	---	-------

1340	/WESTERN WASHINGTON		Western Washington	5	49.01
------	---------------------	--	--------------------	---	-------

1343	/SIMON FRASER UNIVER		Simon Fraser CAN	6	49.26
------	----------------------	--	------------------	---	-------

1005	/WALSH COLLEGE		Walsh OH	7	NO MARK
------	----------------	--	----------	---	---------

NAIA NATL OUTDOOR T & F
400 METER

RUSSELLVILLE, AR
Division: WOMEN

MAY 22, 1986
EVENT # 27

Records - NAIA MEN : NO MARK
NAIA WOMEN : 52.53
N/A : NO MARK
N/A : NO MARK

Easter Grabel, 1982

Prairie View A&M TX

ENTRANT #	NAME	GR	AFFILIATION	PLACE	MARK
-----------	------	----	-------------	-------	------

PRELIM RESULTS SECTION # 1

1007	AIRAT BAKORE		Azusa Pacific CA	1	52.75
1037	FREDA HANCOCK	Jr	Southern Colorado	2	54.72
1138	REATER GOLSTON	Sp	Wayland Baptist TX	3	54.73
1085	SANDRA LATHAM	Fr	Prairie View A&M TX	4	56.4
1147	FLORENCE O. USHIEAGU	Sp	Wayland Baptist TX	5	56.72
1127	KELLY WRIGHT	Fr	Western Oregon State	6	56.95
1162	SHELLEY RAU	Sp	Mary ND	7	59.94
903	SHERRY NERO	Fr	Langston OK	8	1:01.14

PRELIM RESULTS SECTION # 2

1146	ALTHEA J. THOMAS	Sp	Wayland Baptist TX	1	54.25
1087	NORRIE MCAFEE	Sr	Prairie View A&M TX	2	55.14
1065	VERA FRUITT	Sp	Saginaw Valley State MI	3	55.37
977	CINDY HEESACKER	Sr	Wayne State NE	4	57.09
1331	LOLA JOHNSTON	Sr	Western Washington	6	59.16
1158	KIM HALLER	Sp	Mid-America Nazarene KS	7	59.25
927	RENEE HEGSTAD	Sp	Northwestern College IA	8	59.29

NAIA NATL OUTDOOR T & F
100 METER HURDLES

RUSSELLVILLE, AR
Division: WOMEN

MAY 22, 1986
EVENT # 25

Records - NAIA MEN : NO MARK
NAIA WOMEN : ~~24.4~~
N/A : NO MARK
N/A : NO MARK

Lavonda Lockett, 1985

Prairie View A&M TX

ENTRANT #	NAME	GR	AFFILIATION	PLACE	MARK	
SEMI RESULTS SECTION # 1						
1148	DENISE L. WILLIAMS	Sp	Wayland Baptist TX	1	14.00	#
1026	MELODY ROBINSON	Jr	Midland Lutheran NE	2	14.06	#
1354	DOROTHY YOUNG	Fr	Missouri Baptist	3	14.46	#
1349	STEPHANIE CAMERON	Sp	Missouri Baptist	4	14.68	#
1171	MARIE PALINKAS	Sp	Hillsdale MI	5	14.82	#
1186	KARMEN KING	Sr	Northern State SD	6	14.94	#
1143	DONITA J. FERRY	Jr	Wayland Baptist TX	7	15.08	#
1315	SHERRI D. HUDSON	Sp	Southwestern KS	8	15.23	#
SEMI RESULTS SECTION # 2						
1030	BRENDA JARVIS	Sr	Adams State CO	1	14.01	#
1086	LAVONDA LUCKETT	Jr	Prairie View A&M TX	2	14.13	#
929	TERI VANWECHEL	Fr	Northwestern College IA	3	14.52	#
1191	MARTHA L. HANS	Jr	Siena Heights MI	4	14.58	#
1107	FELICIA CANADA	Sp	Anderson IN	5	14.67	#
1195	KAREN BELL	Sr	Pacific Lutheran WA	6	14.76	#
1109	TRACY LONG	Jr	Anderson IN	7	14.78	#
1090	EDITH RENERO	Sp	Prairie View A&M TX	8	14.92	#

Records - NAIA MEN : NO MARK
NAIA WOMEN : 3:37.82
N/A : NO MARK
N/A : NO MARK

Prairie View A&M TX 1982

ENTRANT #	NAME	GR	AFFILIATION	PLACE	MARK
-----------	------	----	-------------	-------	------

PRELIM RESULTS SECTION # 1

1149	/WAYLAND BAPTIST UNI		Wayland Baptist TX	1	3:46.22
------	----------------------	--	--------------------	---	---------

1343	/SIMON FRASER UNIVER		Simon Fraser CAN	2	3:51.29
------	----------------------	--	------------------	---	---------

1152	/NORTHWOOD INSTITUTE		Northwood Institute MI	3	3:51.85
------	----------------------	--	------------------------	---	---------

1355	/MISSOURI BAPTIST		Missouri Baptist	4	3:54.01
------	-------------------	--	------------------	---	---------

980	/WAYNE STATE UNIVERS		Wayne State NE	5	3:55.27
-----	----------------------	--	----------------	---	---------

1113	/UNIV WISC MILWAUKEE		Wisconsin-Milwaukee	6	3:56.73
------	----------------------	--	---------------------	---	---------

1005	/WALSH COLLEGE		Walsh OH	7	3:59.38
------	----------------	--	----------	---	---------

PRELIM RESULTS SECTION # 2

1093	/PRAIRIE VIEW A&M		Prairie View A&M TX	1	3:38.42
------	-------------------	--	---------------------	---	---------

1014	/AZUSA PACIFIC		Azusa Pacific CA	2	3:49.85
------	----------------	--	------------------	---	---------

998	/DOANE COLLEGE		Doane NE	3	3:50.53
-----	----------------	--	----------	---	---------

1340	/WESTERN WASHINGTON		Western Washington	4	3:51.17
------	---------------------	--	--------------------	---	---------

931	/NORTHWESTERN		Northwestern College IA	5	3:51.95
-----	---------------	--	-------------------------	---	---------

993	/KEARNEY STATE COLLE		Kearney State NE	6	3:52.79
-----	----------------------	--	------------------	---	---------

1239	/WISCONSIN-PARKSIDE		Wisconsin-Parkside	7	3:57.82
------	---------------------	--	--------------------	---	---------

1262	/ARKANSAS PINE BLUFF		Arkansas Pine Bluff	8	NO MARK
------	----------------------	--	---------------------	---	---------

WOMEN'S POINT TOTALS THROUGH 9 EVENTS

Prairie View A&M	67.25
Wayland Baptist	62
Pacific Lutheran	26
Simon Fraser	19
Fort Hays State	14
Northwood (Mich)	12
Hillsdale	10
Adams State	10
Midland Lutheran	10
Doane	8
Moorhead State	8
Southern Utah	8
Spring Arbor	6
Puget Sound	5
Campbell	5
Missouri Baptist	4.33
Siganaw Valley State	4
Kearney State	4
Kennesaw State	4
Western State Colorado	4
Malone	4
Colorado Mines	2
Portland	2
Whitworth	2
Bemidji State	1
Wayne State	1
Minnesota-Morris	1
Northwestern IA	1
Western Oregon	1
Hastings	.33
Tarleton State	.25

NAIA NATIONAL OUTDOOR WOMEN'S TRACK AND FIELD CHAMPIONSHIPS

THIRD DAY
SATURDAY, MAY 24, 1986

RUSSELLVILLE, ARKANSAS

400 METER, WOMEN
NAIA NATL OUTDOOR T & F

SEMI # 1
RUSSELLVILLE, AR

EVENT # 27
MAY 22, 1986

Schedule - Prelim: 7:10PM-THURSDAY

Semi: 4:40PM-FRIDAY

Final: 7:30PM-SATURDAY

Records - NAIA MEN : NO MARK
NAIA WOMEN : 52.53
N/A : NO MARK
N/A : NO MARK

Easter Grabiell, 1982

Prairie View A&M TX

FINAL

ENTRANT #	NAME	GR AFFILIATION	PREV. MARK	POSITION	PLACE	MARK
977	CINDY HEESACKER	Sr Wayne State NE	57.09	1	-----	-----
1065	VERA PRUITT	Sp Saginaw Valley State MI	55.37	2	-----	-----
1037	FREDA HANCOCK	Jr Southern Colorado	54.72	3	-----	-----
1007	AIRAT BAKDRE	Azusa Pacific CA	52.75	4	-----	-----
1146	ALTHEA J. THOMAS	Sp Wayland Baptist TX	54.25	5	-----	-----
1087	NORRIE MCAFEE	Sr Prairie View A&M TX	55.14	6	-----	-----
1138	REATER GOLSTON	Sp Wayland Baptist TX	54.73	7	-----	-----
1085	SANDRA LATHAM	Fr Prairie View A&M TX	56.4	8	-----	-----

EVENT OFFICIAL

TITLE

WIND READING: -----

800 METER, WOMEN
NAIA NATL OUTDOOR T & F

FINAL
RUSSELLVILLE, AR

EVENT # 29
MAY 22, 1986

Schedule - Prelim: 8:10PM-THURSDAY

Semi: 5:15PM-FRIDAY

Final: 7:55PM-SATURDAY

Records - NAIA MEN : NO MARK

NAIA WOMEN : 2:08.60

N/A : NO MARK

N/A : NO MARK

Julie Jenkins, 1984

Adams State CO

ONE HEAT OF 8, ONE HEAT OF 7, QUALIFY TOP 4 FROM EACH HEAT TO FINALS

ENTRANT #	NAME	GR	AFFILIATION	PREV. MARK	POSITION	PLACE	MARK
1231	SARAH HIETT	Jr	Wisconsin-Parkside	2:13.12	1	-----	-----
932	JANE ROMIG BROOKER	Sr	Cedarville OH	2:11.96	2	-----	-----
1048	TERESA LLOYD	Jr	Jamestown ND	2:11.86	3	-----	-----
1290	CHRIS WAGNER	Fr	Simon Fraser CAN	2:11.60	4	-----	-----
1291	BRIT MCROBERTS	Jr	Simon Fraser CAN	2:10.62	5	-----	-----
1288	LEAH PELLIS	Sp	Simon Fraser CAN	2:11.67	6	-----	-----
1091	CATHY TAYLOR	Jr	Prairie View A&M TX	2:12.77	7	-----	-----
916	HEATHER I. SULLIVAN	Sr	Puget Sound WA	2:12.03	8	-----	-----

EVENT OFFICIAL

TITLE

WIND READING: -----

400 METER RELAY WOMEN
NAIA NATL OUTDOOR T & F

FINAL
RUSSELLVILLE, AR

EVENT # 34
MAY 22, 1986

Schedule - Prelim:

Semi: 5:45PM-FRIDAY

Final: 6:00PM-SATURDAY

Records - NAIA MEN : NO MARK
NAIA WOMEN : 45.06
N/A : NO MARK
N/A : NO MARK

Prairie View A&M TX 1983

FINAL

ENTRANT #	NAME	GR	AFFILIATION	PREV. MARK	POSITION	PLACE	MARK
973	/MOORHEAD STATE UNIV		Moorhead State MN	48.60	1	-----	-----
1262	/ARKANSAS PINE BLUFF		Arkansas Pine Bluff	47.90	2	-----	-----
1070	/SAGINAW VALLEY STAT		Saginaw Valley State MI	47.77	3	-----	-----
1149	/WAYLAND BAPTIST UNI		Wayland Baptist TX	46.26	4	-----	-----
1093	/PRAIRIE VIEW A&M		Prairie View A&M TX	46.21	5	-----	-----
1028	/MIDLAND LUTHERAN		Midland Lutheran NE	47.72	6	-----	-----
1355	/MISSOURI BAPTIST		Missouri Baptist	48.24	7	-----	-----
1152	/NORTHWOOD INSTITUTE		Northwood Institute MI	48.09	8	-----	-----

EVENT OFFICIAL

TITLE

WIND READING: -----

Schedule - Prelim:

Semi:

Final: 2:00PM-SATURDAY

Records - NAIA MEN : NO MARK
NAIA WOMEN : 151-07.0
N/A : NO MARK
N/A : NO MARK

Lynette Antoine, 1982

St Augustine NC 46.20

3 FLIGHTS OF 5, 1 FLIGHT OF 6, QUALIFY TOP 8 TO FINALS IN REVERSE ORDER

ENTRANT #	NAME	GR AFFILIATION	PREV. MARK	POSITION	PLACE	MARK
994	CONNIE HUGEN	Doane NE	160-05.0	1	1	146'3" *
1328	DIANE GORT	Jr Western Washington	132-11.0	2	4	124'11"
1083	SHARON HARRISON	Sp Prairie View A&M TX	149-04.0	3	2	139'11" *
1160	LEMA LAPOINTE	Jr Mary ND	PR 136-10.0	4	3	137'2" *
1080	NETTA BRIDGEWATER	Sp Prairie View A&M TX	128-02.0	5	-	-

PRELIM #4

ENTRANT #	NAME	GR AFFILIATION	PREV. MARK	POSITION	PLACE	MARK
1254	MARY ELLEN SACKER	Jr Westmont CA	112-00.0	1	1	111'6"
1102	SHERI DAVIS	Jr Wisconsin-Milwaukee	127-01.0	2	2	145'3" *
1009	JOEY CLOSSEN	Azusa Pacific CA	149-09.0	3	1	145'3" *
1170	YVONNE LADERACH	Fr Hillsdale MI	PR 134-01.0	4	2	135'
1241	PAULA WITTENBERG	Sr George Fox OR	151-01.0	5	3	132'7"
1079	MIA BONDS	Fr Prairie View A&M TX	133-10.0	6	4	128'3"

Schedule - Prelim:

Semi:

Final: 2:00PM-SATURDAY

Records - NAIA MEN : NO MARK
NAIA WOMEN : 151-07.0
N/A : NO MARK
N/A : NO MARK

Lynette Antoine, 1982

St Augustine NC 46.20

3 FLIGHTS OF 5, 1 FLIGHT OF 6, QUALIFY TOP 8 TO F1 NALS IN REVERSE ORDER

ENTRANT #	NAME	GR	AFFILIATION	PREV. MARK	POSITION	PLACE	MARK
990	BETH STUART	Jr	Kearney State NE	168-05.0	1	1	161'2"*
1347	JEANINE BANKS	Sp	Missouri Baptist	139-01.0	2	3	119'9"
1289	EILEEN VOLDATTI	Fr	Simon Fraser CAN	131-11.0	3	2	137'10"
948	SARAH E. THALER	Sp	Colorado Mines	138-08.0	4	4	103'3"
953	GAIL STRIEGLER	Fr	Central Arkansas	129-00.0	5		

PRELIM #2

ENTRANT #	NAME	GR	AFFILIATION	PREV. MARK	POSITION	PLACE	MARK
1281	CATHY BELCHER	Fr	Simon Fraser CAN	145-06.0	1	3	133'4"
928	DEBORAH BRANDT	Fr	Westminster MO	132-00.0	2	4	124'10"
1157	MARIE FREES	Sr	Mid-America Nazarene KS	165-01.0	3	1	153'3"*
1133	BRENDA WOLF	Sr	Fort Hays State KS	138-00.0	4	2	145'6"*
1098	JACKIE MEINDERS		Manchester IN	128-07.0	5	5	115'1"

5000 METER, WOMEN
NAIA NATL OUTDOOR T & F

FINAL
RUSSELLVILLE, AR

EVENT # 32
MAY 22, 1986

Schedule - Prelim:

Semi: 8:00PM-FRIDAY

Final: 8:55PM-SATURDAY

Records - NAIA MEN : NO MARK
NAIA WOMEN : 16:49.36
N/A : NO MARK
N/A : NO MARK

Denise Falzone, Adams St. CO 1985

FINAL

ENTRANT #	NAME	GR	AFFILIATION	PREV. MARK	POSITION	PLACE	MARK
1165	ERIN GILLESPIE	Fr	Hillsdale MI	16:50.14	1	_____	_____
965	TERESA GREENWOOD	Sp	Moorhead State MN	17:50.54	2	_____	_____
1339	DOLORES MONTGOMERY	Jr	Western Washington	17:57.03	3	_____	_____
936	SHELIA BARRETT	Jr	Western State CO	18:02.14	4	_____	_____
921	ADRIAN LILBURN	Sr	North Florida	17:59.24	5	_____	_____
1274	JODI WILLIAMSON	Jr	Taylor IN	18:04.94	6	_____	_____
1017	KARLA CHRISTENSEN	Jr	Midland Lutheran NE	17:53.0	7	_____	_____
1198	KATHY NICHOLS	Jr	Pacific Lutheran WA	17:46.46	8	_____	_____
1323	KIM BURKE	Jr	Central Washington	17:50.61	9	_____	_____
1200	DANA STAMPER	Sr	Pacific Lutheran WA	17:46.64	10	_____	_____
1185	MARLENE CALIMUS	Sp	Northern State SD	17:54.00	11	_____	_____
1120	SUSAN STINE	Fr	Emporia State KS	17:34.34	12	_____	_____
1311	JOLENE FISHER	Sr	Southern Utah State	18:00.45	13	_____	_____
1033	JANE REAVES	Sp	Adams State CO	18:14.14	14	_____	_____

EVENT OFFICIAL

TITLE

WIND READING: _____

1500 METRE, WOMEN FINAL EVENT #39
NAIA NATL OUTDOOR T&F RUSSELLVILLE, AR MAY 22, 1986

Schedule: Prelim: 5:30 PM-Thursday Final: 6:20 PM Saturday

Records - NAIA WOMEN 4:25.42 Leah Pellis, Simon Fraser CAN 1983

FINALS

1091	CATY TAYLOR	Prairie View TX	4:39.63	1
1048	TERESA LLOYD	Jamestown ND	4:34.00	2
1288	LEAH PELLIS	Simon Fraser CAN	4:34.43	3
1187	LENAE BLUSCHMIDT	Northern State SD	4:37.33	4
941	LAURA JOHNSON	Portland ORE	4:36.18	5
989	DOENA SPICKELMEIER	Kearney State NEB	4:38.15	6
916	HEATHER SULLIVAN	Puget Sound WASH	4:38.09	7
1103	AMY SIMONSEN	Wis-Milwaukee	4:41.21	8
1201	MELANIE VENEAMP	Pacific Lutheran CAL	4:40.76	9
920	JIMMY LAMORLUX	North Florida	4:36.59	10
1117	KELLY MCCAMPION	Emporia State KAN	4:34.88	11
1319	CHRIS GOEPEL	Wis-Mau Claire	4:39.52	12

200 METER, WOMEN
NAIA NATL OUTDOOR T & F

SEMI # 1
RUSSELLVILLE, AR

EVENT # 26
MAY 22, 1986

Schedule - Prelim: 8:50PM-THURSDAY

Semi: 6:40PM-SATURDAY

Final: 8:15PM-SATURDAY

Records - NAIA MEN : NO MARK

NAIA WOMEN : 23.93

Denise Bullocks, 1984

Chicago State IL

N/A : NO MARK

N/A : NO MARK

1 HEAT OF 8, 3 HEATS OF 7, QUALIFY TOP 4 EACH HEAT TO SEMIS - qualify 4 to final

ENTRANT #	NAME	GR AFFILIATION	PREV. MARK	POSITION	PLACE	MARK
1087	NORRIE MCAFEE	Sr Prairie View A&M TX	24.93	1	-----	-----
1236	REBECCA SCOTT	Fr Wisconsin-Parkside	25.47	2	-----	-----
1137	STARLETTE C. DANIELS	Jr Wayland Baptist TX	24.73	3	-----	-----
1146	ALTHEA J. THOMAS	Sp Wayland Baptist TX	23.89	4	-----	-----
1141	NZAEEL O. KYOMO	Jr Wayland Baptist TX	24.55	5	-----	-----
1066	FILIPA SMITH	Sr Saginaw Valley State MI	24.45	6	-----	-----
1082	PATTI HARRIS	Fr Prairie View A&M TX	24.78	7	-----	-----
938	VERONICA JONES	Sp Western State CO	26.15	8	-----	-----

SEMI # 2

qualify 4 to finals

ENTRANT #	NAME	GR AFFILIATION	PREV. MARK	POSITION	PLACE	MARK
1126	SHERON WEGENER	Sp Western Oregon State	25.57	1	-----	-----
1135	VICKY D. AOKO	Fr Wayland Baptist TX	24.97	2	-----	-----
1007	AIRAT BAKORE	Azusa Pacific CA	24.56	3	-----	-----
1037	FREDA HANCOCK	Jr Southern Colorado	24.38	4	-----	-----
1140	COMFORT U. IGEH	Sp Wayland Baptist TX	23.90	5	-----	-----
1092	EVAN WILLIAMS	Jr Prairie View A&M TX	24.72	6	-----	-----
1338	HOLLIE WATSON	Fr Western Washington	25.08	7	-----	-----
1258	FAULETTE BELL	Sp Arkansas Pine Bluff	25.75	8	-----	-----

WOMEN 3000

NAIA NATL OUTDOOR T & F

FINAL
RUSSELLVILLE, AR

EVENT # 31
MAY 22, 1986

Schedule - Prelim: 4:00PM-THURSDAY

Semi:

Final: 5:30PM-SATURDAY

Records - NAIA MEN : NO MARK
NAIA WOMEN : 9:43.64 Ann Manning, Portland OR 1985
N/A : NO MARK
N/A : NO MARK

FINALS

ENTRANT #	NAME	GR	AFFILIATION	PREV. MARK	POSITION	PLACE	MARK
1117	KELLY MCCAMMON	Sr	Emporia State KS	9:58.99	1	-----	-----
1197	VALERIE HILDEN	Sp	Pacific Lutheran WA	10:01.07	2	-----	-----
918	WENDY HAGMANN	Jr	North Florida	10:16.86	3	-----	-----
1175	MARJ VANDYKE	Sp	Hillsdale MI	10:13.07	4	-----	-----
943	ANN MANNING	Jr	Portland OR	9:58.62	5	-----	-----
984	BARBARA HERBEK	Sr	Kearney State NE	10:14.03	6	-----	-----
1232	MICHELLE MARTER	Sp	Wisconsin-Parkside	10:04.31	7	-----	-----
1127	LENAE REINECHMIDT	Sr	Northern State SD	10:05.84	8	-----	-----
1035	DORIS WATSON	Jr	Adams State CO	10:04.83	9	-----	-----
1100	LYNN BOUCHE	Sp	Wisconsin-Milwaukee	10:13.05	10	-----	-----
1177	JENNY WILSON	Sp	Hillsdale MI	10:18.65	11	-----	-----
913	CHERYL L MOORES	Sr	Puget Sound WA	10:21.20	12	-----	-----

EVENT OFFICIAL

TITLE

WIND READING: -----

400 HURDLES, WOMEN
NAIA NATL OUTDOOR T & F

FINAL
RUSSELLVILLE, AR

EVENT # 28
MAY 22, 1986

Schedule - Prelim: 9:20PM-THURSDAY

Semi: 7:00PM-FRIDAY

Final: 7:15PM-SATURDAY

Records - NAIA MEN : NO MARK
NAIA WOMEN : 58.89
N/A : NO MARK
N/A : NO MARK

Lavonda Lockett, 1985

Prairie View A&M TX

FINAL

ENTRANT #	NAME	GR	AFFILIATION	PREV. MARK	POSITION	PLACE	MARK
1310	JENIFER M. TURNER	Jr	Kennesaw GA	1:02.18	1	-----	-----
1090	EDITH RENFRO	Sp	Prairie View A&M TX	1:02.08	2	-----	-----
1195	KAREN BELL	Sr	Pacific Lutheran WA	1:00.74	3	-----	-----
1332	JANELL MASSEY	Sr	Western Washington	1:01.27	4	-----	-----
1086	LAVONDA LUCKETT	Jr	Prairie View A&M TX	57.99	5	-----	-----
1030	BRENDA JARVIS	Sr	Adams State CO	1:01.43	6	-----	-----
1109	FELICIA SUTTON	Jr	Wisconsin-Milwaukee	1:01.18	7	-----	-----
1191	MARTHA L. HANS	Jr	Siena Heights MI	1:02.35	8	-----	-----

EVENT OFFICIAL

TITLE

WIND READING: -----

1600 METER RELAY, WOMEN
NAIA NATL OUTDOOR T & F

SEMI # 1
RUSSELLVILLE, AR

EVENT # 35
MAY 22, 1986

Schedule - Prelim:

Semi: 9:00PM-FRIDAY

Final: 9:15PM-SATURDAY

Records - NAIA MEN : NO MARK
NAIA WOMEN : 3:37.82
N/A : NO MARK
N/A : NO MARK

Prairie View A&M TX

1982

FINAL

ENTRANT #	NAME	GR	AFFILIATION	PREV. MARK	POSITION	PLACE	MARK
1340	/WESTERN WASHINGTON	Western	Washington	3:51.17	1	-----	-----
998	/DOANE COLLEGE	Doane	NE	3:50.53	2	-----	-----
1343	/SIMON FRASER UNIVER	Simon Fraser	CAN	3:51.29	3	-----	-----
1093	/PRAIRIE VIEW A&M	Prairie View	A&M TX	3:38.42	4	-----	-----
1149	/WAYLAND BAPTIST UNI	Wayland Baptist	TX	3:46.22	5	-----	-----
1014	/AZUSA PACIFIC	Azusa Pacific	CA	3:49.85	6	-----	-----
1152	/NORTHWOOD INSTITUTE	Northwood Institute	MI	3:51.85	7	-----	-----
1355	/MISSOURI BAPTIST	Missouri Baptist		3:54.01	8	-----	-----

EVENT OFFICIAL

TITLE

WIND READING: -----

NAIA NATIONAL OUTDOOR WOMEN'S TRACK AND FIELD CHAMPIONSHIPS

OPENING DAY
THURSDAY, MAY 22, 1986

RUSSELLVILLE, ARKANSAS

NAIA NATL OUTDOOR T & F
HEPTATHLON

Division: WOMEN

RUSSELLVILLE, AR

Seeding: DISTANCE

MAY 22, 1986

EVENT # 44

05-20-1986

Measurement: TIME

Schedule - Prelim:

Semi: 8:45AM-THURSDAY

Final: 9:30AM-FRIDAY

Records - NAIA MEN : NO MARK

NAIA WOMEN : NO MARK

N/A : NO MARK

N/A : NO MARK

Jennifer Schwartz, 4715

Azusa Pacific CA 1985

RANK	ENTRANT #	NAME	GR	AFFILIATION	ENTERING MARK	
1	974	DEBORAH MEYER	Sr	Moorhead State MN	NO MARK	Declared
2	1024	LESLIE RYMAN	Jr	Walsh OH	NO MARK	Declared
3	1022	KAREN MARTIN	Sr	Midland Lutheran NE	NO MARK	Declared
4	1025	VAL RASNIC	Jr	Midland Lutheran NE	NO MARK	Declared
5	1075	JENIFER DURBIN	Fr	Chadron State NE	NO MARK	Declared
6	1084	FELICIA HOLLISTER	Sp	Prairie View A&M TX	NO MARK	Declared
7	1090	ELITH RENFRO	Sp	Prairie View A&M TX	NO MARK	Declared
8	1116	JEAN KOLARIK	Fr	Emporia State KS	NO MARK	Declared
9	1122	SHARON JENSEN	Fr	Western Oregon State	NO MARK	Declared
10	1131	DEB MOORE	Jr	Fort Hays State KS	NO MARK	Declared
11	1144	JAMI L. SHORES	Sr	Wayland Baptist TX	NO MARK	Declared
12	1155	GWEN KEISER	Jr	Whitworth WA	NO MARK	Declared
13	1161	TONYA NOTES	Sr	Point Loma Nazarene CA	NO MARK	Declared
14	1210	LEANNE PLUM	Sr	Campbell NC	NO MARK	Declared
15	1227	J'NE FURROW	Fr	California Lutheran	NO MARK	Declared
16	1279	KAREN BODD	Sr	Spring Arbor MI	NO MARK	Declared

Schedule - Prelim:

Semi:

Final: 3:30PM-THURSDAY

Records - NAIA MEN : NO MARK

NAIA WOMEN : 20-03.25

N/A : NO MARK

N/A : NO MARK

Lori Risenhoover, Adams St CO 6.18, 1983

3 FLIGHTS OF 5, 1 FLIGHT OF 4, QUALIFY TOP 8 TO FINALS IN REVERSE ORDER

ENTRANT #	NAME	GR	AFFILIATION	PREV. MARK	POSITION	PLACE	MARK
1140	COMFORT U. IGEH	Sp	Wayland Baptist TX	21-05.5	1		
1072	BETH NELSON	Fr	Minot State ND	18-00.5	2		
1144	JAMI L. SHORES	Sr	Wayland Baptist TX	18-08.5	3		
1310	JENIFER M. TURNER	Jr	Kennesaw GA	18-10.0	4		
1190	MONIQUE WHITNEY	Jr	Northern State SD	17-09.0	5		

ENTRANT #	NAME	GR	AFFILIATION	PREV. MARK	POSITION	PLACE	MARK
PRELIM #2							
1263	CALAINA D. DIGHTMAN	Sp	Peru State NE	18-06.5	1		
1042	DENISE RACE	Jr	McPherson KS	17-08.0	2		
1084	FELICIA HOLLISTER	Sp	Prairie View A&M TX	18-11.0	3		
978	LINDA SCHNITZLER	Fr	Wayne State NE	18-00.75	4		
1148	DENISE L. WILLIAMS	Sp	Wayland Baptist TX	20-08.25	5		

ENTRANT #	NAME	GR	AFFILIATION	PREV. MARK	POSITION	PLACE	MARK
PRELIM #3							
1209	LAWANDA DAVIS	Fr	Campbell NC	19-00.0	1		
1324	KATIE CROWELL	Jr	Central Washington	17-02.0	2		
1088	MICHELLE NEAL	Jr	Prairie View A&M TX	20-05.5	3		
1090	EDITH RENFRO	Sp	Prairie View A&M TX	18-05.0	4		
1183	DANA WALKER	Fr	Kansas Wesleyan KS	18-06.5	5		

ENTRANT #	NAME	GR	AFFILIATION	PREV. MARK	POSITION	PLACE	MARK
PRELIM #4							
1284	LANA JOLLY	Fr	Simon Fraser CAN	19-03.75	1		
924	DAVONA RANDOLPH	Fr	Tarleton State TX	18-05.0	2		
1061	CARLA PETERS	Sp	Belmont TN	19-02.5	3		
1082	PATTI HARRIS	Fr	Prairie View A&M TX	18-05.0	4		

Schedule - Prelim:

Semi:

Final: 4:00PM-THURSDAY

Records - NAIA MEN : NO MARK
NAIA WOMEN : 49-02.5 Karen Waddell, 1983
N/A : NO MARK
N/A : NO MARK

3 FLIGHTS OF 5, 2 FLIGHTS OF 4, QUALIFY TOP 8 TO F INALS IN REVERSE ORDER

ENTRANT #	NAME	GR AFFILIATION	PREV. MARK	POSITION	PLACE	MARK
1347	JEANINE BANKS	Sp Missouri Baptist	43-11.0	1		
1157	MARIE FREES	Sr Mid-America Nazarene KS	41-01.0	2		
1083	SHARON HARRISON	Sp Prairie View A&M TX	50-03.0	3		
953	GAIL STRIEGLER	Fr Central Arkansas	40-07.0	4		
948	SARAH E. THALER	Sp Colorado Mines	44-00.0	5		

PRELIM #2

ENTRANT #	NAME	GR AFFILIATION	PREV. MARK	POSITION	PLACE	MARK
1095	JULIE KENT	Manchester IN	44-01.0	1		
1079	MIA BONDS	Fr Prairie View A&M TX	43-06.0	2		
1133	BRENDA WOLF	Sr Fort Hays State KS	48-11.0	3		
1357	DIXIE MCCADDEN	Jr EASTERN OREGON STATE COLLE	41-01.5	4		
1254	MARY ELLEN SACKER	Jr Westmont CA	40-04.25	5		

PRELIM #3

ENTRANT #	NAME	GR AFFILIATION	PREV. MARK	POSITION	PLACE	MARK
990	BETH STUART	Jr Kearney State NE	48-06.5	1		
1098	JACKIE MEINDERS	Manchester IN	42-00.0	2		
1080	NETTA BRIDGEWATER	Sp Prairie View A&M TX	43-05.0	3		
1225	TRAVINNA SIMMONS	Malone OH	40-02.0	4		
1205	LIZ MULVIHILL	Jr Bemidji State MN	44-04.25	5		

SHOT PUT, WOMEN
NAIA NATL OUTDOOR T & F

PRELIM # 4
RUSSELLVILLE, AR

EVENT # 42
MAY 22, 1986

5

ENTRANT #	NAME	GR	AFFILIATION	PREV. MARK	POSITION	PLACE	MARK
1102	SHERI DAVIS	Jr	Wisconsin-Milwaukee	44-06.0	1	_____	_____
1009	JOEY CLOSSEN		Azusa Pacific CA	43-04.0	2	_____	_____
1281	CATHY BELCHER	Fr	Simon Fraser CAN	42-07.0	3	_____	_____
994	CONNIE HUGEN		Doane NE	48-05.0	4	_____	_____

PRELIM #5

ENTRANT #	NAME	GR	AFFILIATION	PREV. MARK	POSITION	PLACE	MARK
951	CRISTIE BELL	Sr	Rocky Mountain MT	43-03.5	1	_____	_____
1170	YVONNE LADERACH	Fr	Hillsdale MI	44-09.25	2	_____	_____
975	DIANA ASAY	Sp	Wayne State NE	45-00.0	3	_____	_____
1036	VICKI ENGLER	Jr	Southern Colorado	42-09.5	4	_____	_____

3000 METER, WOMEN
NAIA NATL OUTDOOR T & F

PRELIM # 1
RUSSELLVILLE, AR

EVENT # 31
MAY 22, 1986

Schedule - Prelim: 4:00PM-THURSDAY

Semi:

Final: 5:30PM-SATURDAY

Records - NAIA MEN : NO MARK
NAIA WOMEN : 9:43.64
N/A : NO MARK
N/A : NO MARK

Ann Manning, Portland OR

1985

2 HEATS OF 10, QUALIFY TOP 6 FROM EACH HEAT TO FINALS

ENTRANT #	NAME	GR	AFFILIATION	PREV. MARK	POSITION	PLACE	MARK
909	JENNIFER L EASTMAN	Sp	Puget Sound WA	9:59.64	1		
1175	MARJ VANDYKE	Sp	Hillsdale MI	10:07.21	2		
913	CHERYL L MOORES	Sr	Puget Sound WA	10:11.04	3		
1008	MAURA BOOKOUT		Azusa Pacific CA	9:58.14	4		
1305	BEVERLY GARDNER		Harding AR	11:10.44	5		
1100	LYNN BOUCHE	Sp	Wisconsin-Milwaukee	9:58.24	6		
918	WENDY HAGMANN	Jr	North Florida	10:17.24	7		
984	BARBARA HERBEK	Sr	Kearney State NE	10:27.84	8		
943	ANN MANNING	Jr	Portland OR	9:28.62	9		
934	CINDY BLAKELY	Jr	Ottawa KS	10:01.14	10		

PRELIM #2

ENTRANT #	NAME	GR	AFFILIATION	PREV. MARK	POSITION	PLACE	MARK
1187	LENAE REINSCHMIDT	Sr	Northern State SD	9:58.81	1		
940	MARY HILLENKAMP	Jr	Portland OR	10:06.00	2		
1242	JACKIE ANDERSON	Fr	Loras IA	10:29.14	3		
1232	MICHELLE MARTER	Sp	Wisconsin-Parkside	9:59.34	4		
1117	KELLY MCCAMMON	Sr	Emporia State KS	9:50.84	5		
919	KIM JARVIS	Jr	North Florida	10:12.44	6		
1035	DORIS WATSON	Jr	Adams State CO	10:12.14	7		
1177	JENNY WILSON	Sp	Hillsdale MI	10:06.48	8		
1197	VALERIE HILDEN	Sp	Pacific Lutheran WA	9:54.03	9		
1360	DEVONNA J. BUESING		Concordia NE	10:53.14	10		

Schedule - Prelim: 5:00PM-THURSDAY

Semi:

Final: 9:55PM-THURSDAY

Records - NAIA MEN : NO MARK
NAIA WOMEN : 1:39.32
N/A : NO MARK
N/A : NO MARK

Prairie View A&M TX 1982

ENTRANT #	NAME	GR	AFFILIATION	PREV. MARK	POSITION	PLACE	MARK
907	/LANGSTON UNIVERSITY		Langston OK	1:53.14	1		
1005	/WALSH COLLEGE		Walsh OH	1:49.54	2		
1262	/ARKANSAS PINE BLUFF		Arkansas Pine Bluff	1:48.01	3		
1343	/SIMON FRASER UNIVER		Simon Fraser CAN	1:46.56	4		
993	/KEARNEY STATE COLLE		Kearney State NE	1:47.54	5		
950	/PANHANDLE STATE UNI		Panhandle State OK	1:49.02	6		
980	/WAYNE STATE UNIVERS		Wayne State NE	1:46.84	7		
1093	/PRAIRIE VIEW A&M		Prairie View A&M TX	1:41.56	8		

PRELIM #2

ENTRANT #	NAME	GR	AFFILIATION	PREV. MARK	POSITION	PLACE	MARK
931	/NORTHWESTERN		Northwestern College IA	1:49.64	1		
1355	/MISSOURI BAPTIST		Missouri Baptist	1:48.23	2		
973	/MOORHEAD STATE UNIV		Moorhead State MN	1:48.04	3		
1340	/WESTERN WASHINGTON		Western Washington	1:47.05	4		
1152	/NORTHWOOD INSTITUTE		Northwood Institute MI	1:47.24	5		
1028	/MIDLAND LUTHERAN		Midland Lutheran NE	1:50.53	6		
998	/DOANE COLLEGE		Doane NE	1:46.30	7		
1149	/WAYLAND BAPTIST UNI		Wayland Baptist TX	1:46.45	8		

1500 METER, WOMEN
NAIA NATL OUTDOOR T & F

PRELIM # 1
RUSSELLVILLE, AR

EVENT # 30
MAY 22, 1986

8

Schedule - Prelim: 5:30PM-THURSDAY

Semi:

Final: 6:20PM-SATURDAY

Records - NAIA MEN : NO MARK
NAIA WOMEN : 4:25.42
N/A : NO MARK
N/A : NO MARK

Leah Pells, Simon Fraser CAN 1983

2 HEATS OF 9, 1 HEAT OF 8, QUALIFY TOP 4 IN EACH HEAT TO FINALS

ENTRANT #	NAME	GR	AFFILIATION	PREV. MARK	POSITION	PLACE	MARK
1163	VALARI AMBROSE	Fr	Hillsdale MI	4:39.98	1		
1117	KELLY MCCAMMON	Sr	Emporia State KS	4:34.34	2		
1048	TERESA LLOYD	Jr	Jamestown ND	4:43.44	3		
1288	LEAH PELLIS	Sp	Simon Fraser CAN	4:24.67	4		
995	REGAN TEN BENSEL		Doane NE	4:43.44	5		
1187	LENAE REINSCHMIDT	Sr	Northern State SD	4:35.15	6		
1245	BETH KNAPP	Sp	Loras IA	4:40.14	7		
1306	JOANNE B. HERBER	Jr	Dakota Wesleyan SD	4:48.44	8		
1145	MWINGA M. SOTE	Sr	Wayland Baptist TX	4:47.44	9		

PRELIM #2

ENTRANT #	NAME	GR	AFFILIATION	PREV. MARK	POSITION	PLACE	MARK
1316	BRENDA S. KAISER	Fr	Southwestern KS	4:53.84	1		
1201	MELANIE VENEKAMP	Jr	Pacific Lutheran WA	4:35.2	2		
1267	DEB SORELL	Jr	Winona State MN	4:46.14	3		
1319	CHRIS GOEPEL	Sp	Wisconsin-EauClaire	4:33.94	4		
1107	MARGIE SCHWEINERT	Fr	Wisconsin-Milwaukee	4:42.60	5		
1124	JULIE O'LEARY	Jr	Western Oregon State	4:44.4	6		
1108	AMY SIMONSEN	Jr	Wisconsin-Milwaukee	4:38.60	7		
1035	DORIS WATSON	Jr	Adams State CO	4:40.24	8		
920	JENNY LAMOREUX	Jr	North Florida	4:28.24	9		

1500 METER, WOMEN
NAIA NATL OUTDOOR T & F

PRELIM # 3
RUSSELLVILLE, AR

EVENT # 30
MAY 22, 1986

9

ENTRANT #	NAME	GR	AFFILIATION	PREV. MARK	POSITION	PLACE	MARK
1348	KATHY BURDORF	Sp	Missouri Baptist	4:45.84	1	_____	_____
916	HEATHER I. SULLIVAN	Sr	Puget Sound WA	4:28.64	2	_____	_____
941	LAURA JOHNSON	Jr	Portland OR	4:28.62	3	_____	_____
1097	MEG MCELROY		Manchester IN	4:41.74	4	_____	_____
1033	JANE REAVES	Sp	Adams State CO	4:41.34	5	_____	_____
1345	SUSAN WHITE	Jr	Berry GA	4:45.74	6	_____	_____
989	DONNA SPICKELMIER	Fr	Kearney State NE	4:38.24	7	_____	_____
1091	CATHY TAYLOR	Jr	Prairie View A&M TX	4:37.22	8	_____	_____

Schedule - Prelim: 6:30PM-THURSDAY

Semi: 3:30PM-FRIDAY

Final: 6:40PM-FRIDAY

Records - NAIA MEN : NO MARK
NAIA WOMEN : 58.89
N/A : NO MARK
N/A : NO MARK

Lavonda Lockett, 1985

Prairie View A&M TX

3 HEATS OF 7, 1 HEAT OF 6, QUALIFY TOP 4 IN EACH HEAT TO SEMIS

ENTRANT #	NAME	GR	AFFILIATION	PREV. MARK	POSITION	PLACE	MARK
1349	STEPHANIE CAMERON	Sp	Missouri Baptist	14.40	1		
1344	THERESA KUSANT	Fr	Minnesota-Morris	14.74	2		
1315	SHERRI D. HUDSON	Sp	Southwestern KS	15.04	3		
1030	BRENDA JARVIS	Sr	Adams State CO	13.74	4		
979	MISSY STOLTENBERG	Jr	Wayne State NE	15.24	5		
929	TERI VANWECHSEL	Fr	Northwestern College IA	14.40	6		
1143	DONITA J. PERRY	Jr	Wayland Baptist TX	14.77	7		
					8		

PRELIM #2

ENTRANT #	NAME	GR	AFFILIATION	PREV. MARK	POSITION	PLACE	MARK
1273	MICHELLE HOLLAR	Sp	Taylor IN	14.82	1		
1287	CELINA OWEN	Jr	Simon Fraser CAN	15.04	2		
1148	DENISE L. WILLIAMS	Sp	Wayland Baptist TX	13.94	3		
1084	FELICIA HOLLISTER	Sp	Prairie View A&M TX	14.65	4		
1302	DAWN MASON	Jr	Harding AR	15.53	5		
1171	MARIE PALINKAS	Sp	Hillsdale MI	14.54	6		
1354	DOROTHY YOUNG	Fr	Missouri Baptist	14.36	7		

100 METER HURDLES, WOMEN
NAIA NATL OUTDOOR T & F

PRELIM # 3
RUSSELLVILLE, AR

EVENT # 25
MAY 22, 1986

ENTRANT #	NAME	GR	AFFILIATION	PREV. MARK	POSITION	PLACE	MARK
1191	MARTHA L. HANS	Jr	Siena Heights MI	14.34	1		
1040	DARCELLE BENSON	Sp	McPherson KS	15.04	2		
1086	LAVONDA LUCKETT	Jr	Prairie View A&M TX	13.96	3		
1159	BETSY EMERSON	Sr	Mary ND	14.74	4		
1307	FELICIA CANADA	Sp	Anderson IN	14.56	5		
1131	DEB MOORE	Jr	Fort Hays State KS	14.84	6		
926	LAURIE HARVESON	Fr	Tarleton State TX	15.94	7		

PRELIM #4

ENTRANT #	NAME	GR	AFFILIATION	PREV. MARK	POSITION	PLACE	MARK
					1		
1186	KARMEN KING	Sr	Northern State SD	15.01	2		
1090	EDITH RENFRO	Sp	Prairie View A&M TX	14.20	3		
1309	TRACY LONG	Jr	Anderson IN	14.68	4		
1195	KAREN BELL	Sr	Pacific Lutheran WA	14.89	5		
939	KELLEY SMOOTE	Jr	Western State CO	14.74	6		
1026	MELODY ROBINSON	Jr	Midland Lutheran NE	14.34	7		

400 METER, WOMEN
NAIA NATL OUTDOOR T & F

PRELIM # 1
RUSSELLVILLE, AR

EVENT # 27
MAY 22, 1986

12

Schedule - Prelim: 7:10PM-THURSDAY

Semi: 4:40PM-FRIDAY

Final: 7:30PM-SATURDAY

Records - NAIA MEN : NO MARK
NAIA WOMEN : 52.53
N/A : NO MARK
N/A : NO MARK

Easter Grabel, 1982

Prairie View A&M TX

2 HEATS OF 7, QUALIFY TOP 4 IN EACH HEAT TO FINALS

ENTRANT #	NAME	GR	AFFILIATION	PREV. MARK	POSITION	PLACE	MARK
1158	KIM HALLER	Sp	Mid-America Nazarene KS	1:00.01	1		
927	RENEE HEGSTAD	Sp	Northwestern College IA	58.34	2		
1037	FREDA HANCOCK	Jr	Southern Colorado	55.04	3		
1138	REATER GOLSTON	Sp	Wayland Baptist TX	56.14	4		
1085	SANDRA LATHAM	Fr	Prairie View A&M TX	55.78	5		
1007	AIRAT BAKORE		Azusa Pacific CA	52.15	6		
1162	SHELLEY RAU	Sp	Mary ND	59.14	7		
					8		

PRELIM #2

ENTRANT #	NAME	GR	AFFILIATION	PREV. MARK	POSITION	PLACE	MARK
977	CINDY HEESACKER	Sr	Wayne State NE	56.94	1		
1147	FLORENCE D. USHIEAGU	Sp	Wayland Baptist TX	56.6	2		
1087	NORRIE MCAFEE	Sr	Prairie View A&M TX	53.96	3		
1127	KELLY WRIGHT	Fr	Western Oregon State	57.70	4		
1146	ALTHEA J. THOMAS	Sp	Wayland Baptist TX	52.64	5		
1331	LOLA JOHNSTON	Sr	Western Washington	58.54	6		
903	SHERRY NERO	Fr	Langston OK	58.74	7		

100 METER, WOMEN
NAIA NATL OUTDOOR T & F

PRELIM # 1
RUSSELLVILLE, AR

EVENT # 24
MAY 22, 1986

13

Schedule - Prelim: 7:40PM-THURSDAY

Semi: 4:10PM-FRIDAY

Final: 7:40PM-FRIDAY

Records - NAIA MEN : NO MARK
NAIA WOMEN : 11.71
N/A : NO MARK
N/A : NO MARK

DELETE
Vergie Bullie, 1984

DELETE
Midland Lutheran NE

3 HEATS OF 6, 1 HEAT OF 7, QUALIFY TOP 4 IN EACH HEAT TO SEMIS

ENTRANT #	NAME	GR	AFFILIATION	PREV. MARK	POSITION	PLACE	MARK
					1		
902	LESLIE LITTLEJOHN	Fr	Langston OK	12.44	2		
924	DAVDNA RANDOLPH	Fr	Tarleton State TX	12.09	3		
1141	NZAE L Q. KYOMO	Jr	Wayland Baptist TX	11.44	4		
1136	MARCIA E. BROWN	Sp	Wayland Baptist TX	12.14	5		
967	ANN KIECKER	Fr	Moorhead State MN	12.06	6		
1307	FELICIA CANADA	Sp	Anderson IN	12.53	7		
					8		

PRELIM #2

ENTRANT #	NAME	GR	AFFILIATION	PREV. MARK	POSITION	PLACE	MARK
					1		
1135	VICKY D. AOKO	Fr	Wayland Baptist TX	11.60	2		
1338	HOLLIE WATSON	Fr	Western Washington	12.09	3		
1082	PATTI HARRIS	Fr	Prairie View A&M TX	12.02	4		
1236	REBECCA SCOTT	Fr	Wisconsin-Parkside	12.40	5		
906	RHONDA TILLIS	Fr	Langston OK	12.74	6		
1270	TRACY HAMILTON	Fr	West Virginia State	12.54	7		

100 METER, WOMEN
NAIA NATL OUTDOOR T & F

PRELIM # 3
RUSSELLVILLE, AR

EVENT # 24
MAY 22, 1986

14

ENTRANT #	NAME	GR	AFFILIATION	PREV. MARK	POSITION	PLACE	MARK
					1		
1140	COMFORT U. IBEH	Sp	Wayland Baptist TX	11.60	2		
1032	JODY MASSER	Sp	Adams State CO	11.94	3		
1257	ANGELA ALLEN	Sp	Arkansas Pine Bluff	12.16	4		
904	SONYA ROUNDTREE	Sp	Langston OK	12.64	5		
1268	LINDA VIVIAN	Jr	Winona State MN	12.94	6		
1229	JACQUELINE COTTON	Sp	Wisconsin-Parkside	12.35	7		

PRELIM #4

ENTRANT #	NAME	GR	AFFILIATION	PREV. MARK	POSITION	PLACE	MARK
979	MISSY STOLTENBERG	Jr	Wayne State NE	12.64	1		
1209	LAWANDA DAVIS	Fr	Campbell NC	12.24	2		
1137	STARLETTE C. DANIELS	Jr	Wayland Baptist TX	11.84	3		
903	SHERRY NERO	Fr	Langston OK	12.84	4		
1183	DANA WALKER	Fr	Kansas Wesleyan KS	12.64	5		
938	VERONICA JONES	Sp	Western State CO	12.34	6		
1092	EVAN WILLIAMS	Jr	Prairie View A&M TX	11.84	7		

800 METER, WOMEN
NAIA NATL OUTDOOR T & F

PRELIM # 1
RUSSELLVILLE, AR

EVENT # 29
MAY 22, 1986

Schedule - Prelim: 8:10PM-THURSDAY

Semi: 5:15PM-FRIDAY

Final: 7:55PM-SATURDAY

Records - NAIA MEN : NO MARK
NAIA WOMEN : 2:08.60
N/A : NO MARK
N/A : NO MARK

Julie Jenkins, 1984

Adams State CO

2 HEATS OF 8, 1 HEAT OF 7, QUALIFY TOP 5 FROM EACH HEAT TO SEMIS

ENTRANT #	NAME	GR	AFFILIATION	PREV. MARK	POSITION	PLACE	MARK
1233	NANCY MARTER	Fr	Wisconsin-Parkside	2:18.74	1		
989	DONNA SPICKELMIER	Fr	Kearney State NE	2:17.44	2		
1285	ALANA KRIPPS	Fr	Simon Fraser CAN	2:12.38	3		
1105	ANNE HILLS	Sp	Wisconsin-Milwaukee	2:12.60	4		
937	LISA FITZGERALD	Fr	Western State CO	2:16.14	5		
1333	KATHY MILLER	Jr	Western Washington	2:14.94	6		
1291	BRIT MCROBERTS	Jr	Simon Fraser CAN	2:04.89	7		
1048	TERESA LLOYD	Jr	Jamestown ND	2:13.14	8		

PRELIM #2

ENTRANT #	NAME	GR	AFFILIATION	PREV. MARK	POSITION	PLACE	MARK
1172	CHRISSY PAPENHAGEN	Fr	Hillsdale MI	2:16.34	1		
1306	JOANNE B. HERBER	Jr	Dakota Wesleyan SD	2:20.24	2		
1231	SARAH HIETT	Jr	Wisconsin-Parkside	2:11.96	3		
1184	JULIE BAIER	Jr	Northern State SD	2:17.39	4		
1290	CHRIS WAGNER	Fr	Simon Fraser CAN	2:09.74	5		
1112	CORRINA ZIMBORSKI	Fr	Wisconsin-Milwaukee	2:14.79	6		
932	JANE ROMIG BROOKER	Sr	Cedarville OH	2:13.54	7		

800 METER, WOMEN
NAIA NATL OUTDOOR T & F

PRELIM # 3
RUSSELLVILLE, AR

EVENT # 29
MAY 22, 1986

ENTRANT #	NAME	GR	AFFILIATION	PREV. MARK	POSITION	PLACE	MARK
1288	LEAH PELLIS	Sp	Simon Fraser CAN	2:11.33	1	_____	_____
952	LAURA ABBOTT	Sp	Central Arkansas	2:20.34	2	_____	_____
930	VONDA VELBERSDYK	Sp	Northwestern College IA	2:17.24	3	_____	_____
1091	CATHY TAYLOR	Jr	Prairie View A&M TX	2:11.72	4	_____	_____
1245	BETH KNAPP	Sp	Loras IA	2:14.04	5	_____	_____
1348	KATHY BURDORF	Sp	Missouri Baptist	2:20.94	6	_____	_____
968	DEB SPICKELMIER	Fr	Kearney State NE	2:17.04	7	_____	_____
916	HEATHER I. SULLIVAN	Sr	Puget Sound WA	2:13.84	8	_____	_____

200 METER, WOMEN
NAIA NATL OUTDOOR T & F

PRELIM # 1
RUSSELLVILLE, AR

EVENT # 26
MAY 22, 1986

Schedule - Prelim: 8:50PM-THURSDAY

Semi: 6:40PM-SATURDAY

Final: 8:15PM-SATURDAY

Records - NAIA MEN : NO MARK
NAIA WOMEN : 23.93
N/A : NO MARK
N/A : NO MARK

Denise Bullocks, 1984

Chicago State IL

4 HEATS OF 7, QUALIFY TOP 4 IN EACH HEAT TO SEMIS

ENTRANT #	NAME	GR	AFFILIATION	PREV. MARK	POSITION	PLACE	MARK
1229	JACQUELINE COTTON	Sp	Wisconsin-Parkside	25.76	1		
1140	COMFORT U. IGEN	Sp	Wayland Baptist TX	23.64	2		
1087	NORRIE MCAFFEE	Sr	Prairie View A&M TX	24.76	3		
1270	TRACY HAMILTON	Fr	West Virginia State	25.64	4		
1013	SHERI POZIL		Azusa Pacific CA	27.24	5		
1258	PAULETTE BELL	Sp	Arkansas Pine Bluff	24.82	6		
906	RHONDA TILLIS	Fr	Langston OK	26.54	7		
					8		

PRELIM #2

ENTRANT #	NAME	GR	AFFILIATION	PREV. MARK	POSITION	PLACE	MARK
1338	HOLLIE WATSON	Fr	Western Washington	24.93	1		
1183	DANA WALKER	Fr	Kansas Wesleyan KS	26.34	2		
1092	EVAN WILLIAMS	Jr	Prairie View A&M TX	24.34	3		
1126	SHERON WEGENER	Sp	Western Oregon State	25.25	4		
902	LESLIE LITTLEJOHN	Fr	Langston OK	26.04	5		
1146	ALTHEA J. THOMAS	Sp	Wayland Baptist TX	23.81	6		
1072	BETH NELSON	Fr	Minot State ND	27.74	7		

200 METER, WOMEN
NAIA NATL OUTDOOR T & F

PRELIM # 3
RUSSELLVILLE, AR

EVENT # 26
MAY 22, 1986

18

ENTRANT #	NAME	GR	AFFILIATION	PREV. MARK	POSITION	PLACE	MARK
1137	STARLETTE C. DANIELS	Jr	Wayland Baptist TX	24.24	1	_____	_____
1136	MARCIA E. BROWN	Sp	Wayland Baptist TX	24.64	2	_____	_____
1037	FREDA HANCOCK	Jr	Southern Colorado	23.94	3	_____	_____
1082	PATTI HARRIS	Fr	Prairie View A&M TX	25.26	4	_____	_____
938	VERONICA JONES	Sp	Western State CO	25.24	5	_____	_____
904	SONYA ROUNDTREE	Sp	Langston OK	26.24	6	_____	_____
1032	JODY MASSER	Sp	Adams State CO	24.94	7	_____	_____
					8	_____	_____

PRELIM #4

ENTRANT #	NAME	GR	AFFILIATION	PREV. MARK	POSITION	PLACE	MARK
1236	REBECCA SCOTT	Fr	Wisconsin-Parkside	24.99	1	_____	_____
1007	AIRAT BAKORE		Azusa Pacific CA	24.01	2	_____	_____
903	SHERRY NERO	Fr	Langston OK	26.24	3	_____	_____
1135	VICKY O. AOKO	Fr	Wayland Baptist TX	24.64	4	_____	_____
1141	NZAEEL Q. KYOMO	Jr	Wayland Baptist TX	24.04	5	_____	_____
1158	KIM HALLER	Sp	Mid-America Nazarene KS	26.34	6	_____	_____
924	DAVONA RANDOLPH	Fr	Tarleton State TX	25.24	7	_____	_____

400 HURDLES, WOMEN
NAIA NATL OUTDOOR T & F

PRELIM # 1
RUSSELLVILLE, AR

EVENT # 28
MAY 22, 1986

19

Schedule - Prelim: 9:20PM-THURSDAY

Semi: 7:00PM-FRIDAY

Final: 7:15PM-SATURDAY

Records - NAIA MEN : NO MARK
NAIA WOMEN : 58.89
N/A : NO MARK
N/A : NO MARK

Lavonda Lockett, 1985

Prairie View A&M TX

3 HEATS OF 8, QUALIFY TOP 5 IN EACH HEAT TO SEMIS

ENTRANT #	NAME	GR AFFILIATION	PREV. MARK	POSITION	PLACE	MARK
1186	KARMEN KING	Sr Northern State SD	1:04.12	1		
1057	DEB WOODY	Jr Bluffton OH	1:12.64	2		
1109	FELICIA SUTTON	Jr Wisconsin-Milwaukee	1:02.58	3		
1086	LAVONDA LUCKETT	Jr Prairie View A&M TX	58.05	4		
1279	KAREN RODD	Sr Spring Arbor MI	1:03.92	5		
939	KELLEY SMOOTE	Jr Western State CO	1:04.84	6		
1191	MARTHA L. HANS	Jr Siena Heights MI	1:02.24	7		
1116	JEAN KOLARIK	Fr Emporia State KS	1:04.83	8		

PRELIM #2

ENTRANT #	NAME	GR AFFILIATION	PREV. MARK	POSITION	PLACE	MARK
1010	KIM HAYES	Azusa Pacific CA	1:04.94	1		
1090	EDITH RENFRO	Sp Prairie View A&M TX	1:00.26	2		
1143	DONITA J. PERRY	Jr Wayland Baptist TX	1:04.74	3		
1195	KAREN BELL	Sr Pacific Lutheran WA	1:02.19	4		
1327	KRISTINE DUNN	Jr Western Washington	1:03.64	5		
1029	APRIL CAMPBELL	Fr Adams State CO	1:07.44	6		
1310	JENIFER M. TURNER	Jr Kennesaw GA	1:03.04	7		
1001	ANGIE GOODRUM	Fr Walsh OH	1:04.54	8		

400 HURDLES, WOMEN
NAIA NATL OUTDOOR T & F

PRELIM # 3
RUSSELLVILLE, AR

EVENT # 28
MAY 22, 1986

20

ENTRANT #	NAME	GR AFFILIATION	PREV. MARK	POSITION	PLACE	MARK
1302	DAWN MASON	Jr Harding AR	1:05.93	1	_____	_____
1171	MARIE PALINKAS	Sp Hillsdale MI	1:03.38	2	_____	_____
1030	BRENDA JARVIS	Sr Adams State CO	1:01.24	3	_____	_____
1110	ANN THOMAS	Jr Wisconsin-Milwaukee	1:03.44	4	_____	_____
1341	PETRA JOHNSON	Sr Linfield OR	1:04.63	5	_____	_____
1332	JANELL MASSEY	Sr Western Washington	1:00.94	6	_____	_____
1084	FELICIA HOLLISTER	Sp Prairie View A&M TX	1:04.26	7	_____	_____
956	TANA GREEN	Jr Bethany KS	1:06.20	8	_____	_____

EVENT OFFICIAL

TITLE

WIND READING: _____

Schedule - Prelim:

Semi:

Final: 10:40P-THURSDAY

Records - NAIA MEN : NO MARK
NAIA WOMEN : 35:17.88
N/A : NO MARK
N/A : NO MARK

Linda Marquardt, 1983

WI-Milwaukee

RUNNER BEING OVERTAKEN DOES NOT YIELD THE INSIDE LANE, LAPPED RUNNER WILL NOT MOVE TO OUTSIDE LANE

ENTRANT #	NAME	GR AFFILIATION	PREV. MARK	POSITION	PLACE	MARK
1198	KATHY NICHOLS	Jr Pacific Lutheran WA	36:05.20	1		
936	SHELIA BARRETT	Jr Western State CO	37:30.14	2		
1203	ERIN WICKHAM	Jr Pacific Lutheran WA	37:22.40	3		
1034	KATHY SPEAR	Jr Adams State CO	37:05.14	4		
1188	MARY SCHRADER	Jr Northern State SD	38:02.53	5		
1311	JOLENE FISHER	Sr Southern Utah State	37:23.88	6		
1119	AMY POTTER	Jr Emporia State KS	37:55.74	7		
1165	ERIN GILLESPIE	Fr Hillsdale MI	34:04.0	8		
942	KRISTY JOHNSTON	Jr Portland OR	36:02.50	9		
921	ADRIAN LILBURN	Sr North Florida	38:04.14	10		
1039	SHARI PADLAQCI	Sp Southern Colorado	40:02.14	11		
1031	NANCY LOUGH	Sr Adams State CO	38:10.14	12		
1200	DANA STAMPER	Sr Pacific Lutheran WA	37:38.88	13		
1313	KATHY V. BOONE	Sp Southwestern KS	38:23.14	14		
914	MARY J. OSTLUND	Jr Puget Sound WA	37:29.00	15		
1275	VALERIE WILSON	Jr Taylor IN	39:27.67	16		

EVENT OFFICIAL

TITLE

WIND READING: _____



6TH ANNUAL
OUTDOOR TRACK & FIELD NATIONAL CHAMPIONSHIPS - WOMEN'S

TEAM SCORING

1. Prairie View A&M TX	117	17. Saginaw Valley State MI	12	Southern Colorado	4
2. Wayland Baptist TX	110	18. Winona State MN	10	Western State CO	4
3. Pacific Lutheran WA	40	19. Hastings NE	8.33	35. Western Washington	3
4. Simon Fraser BC	34	20. Mid-America Nazarene KS	8	36. Cedarville OH	2
5. Azusa Pacific CA	22	Moorhead State MN	8	Colorado Mines	2
6. Hillsdale MI	20	North Florida	8	Manchester IN	2
7. Adams State CO	19	Wisconsin-Eau Claire	8	Western Oregon State	2
8. Emporia State KS	18	24. Northern State SD	7	Whitworth WA	2
Fort Hays State KS	18	25. Missouri Baptist	6.33	Wisconsin-Milwaukee	2
Jamestown ND	18	26. Puget Sound WA	6	42. Arkansas-Pine Bluff	1
Northwood Institute MI	18	Spring Arbor MI	6	Bemidji State MN	1
Portland OR	18	28. Campbell NC	5	Minnesota-Morris	1
13. Midland Lutheran NE	16	Wisconsin-Parkside	5	Northwestern College IA	1
Southern Utah State	16	30. Chadron State NE	4	Walsh OH	1
15. Doane NE	14	Kennesaw GA	4	Wayne State NE	1
Kearney State NE	14	Malone OH	4	48. Tarleton State TX	.33

INDIVIDUAL RESULTS

100-METER DASH

1. Comfort Igeh, Wayland Baptist TX, 11.68 **
2. Evan Williams, Prairie View A&M TX, 11.78
3. Nzael Kyomo, Wayland Baptist TX, 11.93
4. Filipa Smith, Saginaw Valley State MI, 12.03
5. Starlette Daniels, Wayland Baptist TX, 12.03
6. Patti Harris, Prairie View A&M TX, 12.11
7. Jody Masser, Adams State CO, 12.17
8. Lawanda Davis, Campbell NC, 12.26

200-METER DASH

1. Comfort Igeh, Wayland Baptist TX, 23.69 **
2. Evan Williams, Prairie View A&M TX, 23.88
3. Airat Bakare, Azusa Pacific CA, 24.08
4. Althea Thomas, Wayland Baptist TX, 24.37
5. Nzael Kyomo, Wayland Baptist TX, 24.65
6. Patti Harris, Prairie View A&M TX, 24.73
7. Filipa Smith, Saginaw Valley State MI, 24.74
8. Freda Hancock, Southern Colorado, 24.75

400-METER DASH

1. Airat Bakare, Azusa Pacific CA, 51.83 **
2. Althea Thomas, Wayland Baptist TX, 52.80
3. Reater Golston, Wayland Baptist TX, 54.44
4. Freda Hancock, Southern Colorado, 54.57
5. Norrie McAfee, Prairie View A&M TX, 54.69
6. Vera Pruitt, Saginaw Valley State MI, 55.15
7. Sandra Latham, Prairie View A&M TX, 55.55
8. Cindy Heesacker, Wayne State NE, 56.84

800-METER RUN

1. Brit McRoberts, Simon Fraser BC, 2:03.89 **
2. Teresa Lloyd, Jamestown ND, 2:07.26
3. Cathy Taylor, Prairie View A&M TX, 2:08.22
4. Chris Wagner, Simon Fraser BC, 2:08.81
5. Jane Romig Brooker, Cedarville OH, 2:09.19
6. Sarah Hiett, Wisconsin-Parkside, 2:10.64
7. Leah Pells, Simon Fraser BC, 2:11.73
8. Heather Sullivan, Puget Sound WA, 2:20.74

1500-METER RUN

1. Teresa Lloyd, Jamestown ND, 4:23.50 **
2. Chris Goepel, Wisconsin-Eau Claire, 4:25.12
3. Laura Johnson, Portland OR, 4:25.86
4. Kelly McCammon, Emporia State KS, 4:26.20
5. Jenny Lamoreux, North Florida, 4:26.47
6. Heather Sullivan, Puget Sound, WA, 4:28.86
7. Donna Spickelmier, Kearney State NE, 4:30.85
8. Leah Pells, Simon Fraser BC, 4:31.31

400-METER HURDLES

1. Lavonda Luckett, Prairie View A&M TX, 58.09 **
2. Karen Bell, Pacific Lutheran WA, 59.79
3. Brenda Jarvis, Adams State CO, 1:00.08
4. Edith Renfro, Prairie View A&M TX, 1:00.40
5. Felicia Sutton, Wisconsin-Milwaukee, 1:00.70
6. Janell Massey, Western Washington, 1:00.71
7. Jenifer Turner, Kennesaw GA, 1:01.49
8. Martha Hans, Siena Heights MI, 1:03.43

MARATHON

1. Tracy Nelson, Winona State MN, 3:07:15.7
2. Kelly Opbroek, Hastings NE, 3:08:27.6
3. Becky Motley, North Florida, 3:18:41.2
4. Dawn Boncott Bohrnse, Chadron State NE, 3:19:30.2
5. Becky Kreps, Manchester IN, 3:21:50.4
6. Amy Nichols, Saginaw Valley State MI, 3:23:41.4
7. Aletha Stahl, Goshen IN, 3:26:06.1

4 X 100 METER RELAY

1. Wayland Baptist TX(Nzael Kyomo, Comfort Igeh, Starlette Daniels, Althea Thomas), 45.37
2. Prairie View A&M TX(Norrie McAfee, Patti Harris, Lavonda Luckett, Evan Williams), 46.12
3. Saginaw Valley MI(Mary Clement, Vera Pruitt, Jean Tolfa, Filipa Smith), 47.74
4. Midland Lutheran NE(Vanessa Brown, Sandy Andrews, Sonia Moore, Melody Robinson), 47.84
5. Missouri Baptist(Lorna Evans, Dorothy Young, Laura Evans, Stephanie Cameron), 48.19
6. Arkansas-Pine Bluff(Angela Allen, Crystal Scott, Paulette Bell, Tammy Johnson), 48.32
7. Northwood Institute MI, 48.47
8. Moorhead State MI, No Mark

SPRINT MEDLEY RELAY

1. Wayland Baptist TX(Nzael Kyomo, Starlette Daniels, Comfort Igeh, Althea Thomas), 1:39.55
2. Prairie View A&M TX(Norrie McAfee, Patti Harris, Evan Williams, Sandra Latham), 1:41.07
3. Northwood Institute MI(Elyse Carter, Kay Buckhault, Cynthia Merritt, Cicilie Murdock), 1:44.57
4. Simon Fraser BC(Alana Kripps, Lena Jolly, Celina Owen, Brit McRoberts), 1:46.38
5. Missouri Baptist(Lorna Evans, Laura Evans, Dorothy Young, Stephine Camron), 1:46.64
6. Wayne State NE(Linda Snitzler, Ann Esemerger, Missy Staltenburg, Cindy Heesacker), 1:46.72
7. Midland Lutheran NE, 1:47.91
8. Saginaw Valley State MI, 1:49.6

NAIA DISTRICT 2 RECORDS (WOMEN)

100	12.06	Sheren Wegener	Western Oregon	1986
200	25.47	Sheren Wegener	Western Oregon	1986
400	57.73	Kelley Wright	Western Oregon	1986
800	2:16.3	Julie Blum	Willamette	1985
1500	4:28.61	Laura Johnson	Un. of Portland	1986
3000	9:33.6	Ann Manning	Un. of Portland	1985
5000	16:58.8	Clare Krill	Un. of Portland	1985
10000	37:41.1	Molly Ostlund	Un. of Portland	1985
100HH	15.3	Lisa Jacobs	Lewis & Clark	1985
400LH	1:03.1	Petra Johnson	Linfield	1985
400 Relay	49.0	Seuell, Wright, Hannon, Weggener	Western Oregon	1986
Mile Relay	3:59.4		Linfield	1985
Long Jump	18-2 3/4	Cindy Fulks	Western Baptist	1983
High Jump	5-5	Amy Bolger	Lewis & Clark	1986
Shotput	44-3 1/4	Paige Daugherty	Lewis & Clark	1985
Discus	140-4	Lea Bush	Willamette	1986
Javelin	152-9	Sandy Bean	Southern Oregon	1985
Heptathlon	4547	Sharon Jensen	Western Oregon	1986
800M Medley	1:48.49	Seuell, Hannon, Wegener, Wright	Western Oregon	1986
Triple Jump	36-2	Shelly Woodside	Linfield	1986

NAIA DISTRICT 2 RECORDS (MEN)

100	10.4	Greg Griffin	George Fox	1977
		Terry Hendrix	Southern Oregon	1983
200	21.1	Keith Shriver	Linfield	1969
		Mark Burt	Pacific	1976
400	47.2	Carl Shaw	Linfield	1976
800	1:50.8	Bruce Vogel	Western Oregon	1972
1500	3:49.7	Steve Hills	Northwest Nazarene	1975
Steeplechase	8:53.9	Kelly Jensen	Southern Oregon	1978
5000	14:22.4	Steve Blikstad	George Fox	1979
10000	30:25.3	Don Stearns	Eastern Oregon	1981
110 H	14.0	Rick Fergesen	Lewis & Clark	1977
400 IH	52.1	Tim Gilbert	Northwest Nazarene	1978
400 Relay	41.7	Carter, Lazelle Smith, King Koroma, Reynolds Neeley, Griffin Biamont, Taylor Findling, Mobley	Linfield	1976
Mile Relay	3:14.8	Lazelle, Minors Carter, Shaw	Linfield	1976
Shotput	56-5 1/2	Ken Patera	Portland State	1963
Discus	170-11	Harland Yriarte	Southern Oregon	1969
Javelin	204-11	Mike Keizur	Western Oregon	1986
Hammer	178-9	Glen Hill	Western Oregon	1986
High Jump	6-10 1/4	Scott Wallace	Willamette	1980
Long Jump	24-0 3/4	Ron Mobley	Western Oregon	1984
Triple Jump	48-10 1/4	Randy Jones	Pacific	1979
Pole Vault	15-7 3/4	Mark Unicume	Northwest Nazarene	1984
Decathlon	7154	Mark Burt	Pacific	1976
Marathon	2:22:06	Larry Miller	Southern Oregon	1974
10000 Walk	48:35.5	Sam Shick	Lewis & Clark	1979

NAIA DISTRICT #2 TEAM CHAMPIONS
TRACK & FIELD

* * * * *

MEN'S TEAMS

1955	Lewis & Clark	Eldon Fix
1956	Lewis & Clark	Eldon Fix
1957	Lewis & Clark	Eldon Fix
1958	Lewis & Clark	Eldon Fix
1960	Portland State	Ralph Davis
1961	Portland State	Ralph Davis
1962	Southern Oregon	Dan Bulkley
1963	Southern Oregon	Dan Bulkley
1964	Southern Oregon	Dan Bulkley
1965	Lewis & Clark	Eldon Fix
1966	Lewis & Clark	Eldon Fix
1967	Lewis & Clark	Eldon Fix
1968	Lewis & Clark	Eldon Fix
1969	Lewis & Clark	Eldon Fix
1970	Oregon College	Don Spinas
1971	Oregon College	Don Spinas
1972	Oregon College	Don Spinas
1973	Oregon College	Don spinas
1974	Oregon College	Don Spinas
1975	Linfield	John Knight
1976	Linfield	John Knight
1977	Lewis & Clark	Eldon Fix
1978	Lewis & Clark	Eldon Fix
1979	Southern Oregon	Stan Goodell
1980	George Fox	Rich Allen
1981	Lewis & Clark	Eldon Fix
1982	Willamette	Charles Bowles
1983	Willamette	Charles Bowles
1984	Willamette	Charles Bowles
1985	Western Oregon	Don Spinas

WOMEN'S TEAMS

1983	Willamette	Charles Bowles
1984	Willamette	Charles Bowles
1985	Portland	Mike Johnson

NAIA DISTRICT 2 RECORDS (Women)

100	12.1	Antonette Blythe	Northwest Nazarene	1983
200	25.8	Tammy Moland	Willamette	1983
400	58.7	Kelly Wosepka	U. of Portland	1983
800	2:16.3	Julie Blum	Willamette	1985
1500	4:33.3	Ann Manning	Portland	1985
3000	9:33.6	Ann Manning	Portland	1985
5000	16:58.8	Clare Krill	Portland	1985
10000	37:41.1	Molly Ostlund	Portland	1985
100 HH	15.3	Lisa Jacobs	Lewis & Clark	1985
400 LH	1:03.1	Petra Johnson	Linfield	1985
400 Relay	49.1	Galloway, Wirth Johnson, Blythe	Northwest Nazarene	1983
Mile Relay	3:59.4		Linfield	1985
Long Jump	18-2 3/4	Cindy Fulks	Western Baptist	1983
High Jump	5-3 1/4	Melody Groeneveld	George fox	1983
Shot Put	44-3 1/4	Paige Daugherty	Lewis & Clark	1985
Discus	140-3	Wanda Strutko	Leiws & Clark	1985
Javelin	152-9	Sandy Bean	Southern Oregon	1985
Heptathlon	4547	Sharon Jensen	Western Oregon	1986
800M Medley	1:50.4	Moland, Klein, Slavich, Roth	Willamette	1984

NAIA DISTRICT 2 RECORDS (Men)

100	10.4	Greg Griffin	George Fox	1977
		Terry Hendrix	Southern Oregon	1983
200	21.1	Keith Shriver	Linfield	1969
		Mark Burt	Pacific	1976
400	47.2	Carl Shaw	Linfield	1976
800	1:50.8	Bruce Vogel	Oregon College	1972
1500	3:49.7	Steve Hills	Northwest Nazarene	1975
Steeplechase	8:53.9	Kelly Jensen	Southern Oregon	1978
5000	14:22.4	Steve Blikstad	George Fox	1979
10000	30:25.3	Don Stearns	Eastern Oregon	1981
110m H	14.0	Rick Fergesen	Lewis & Clark	1977
400m I.H.	52.1	Tim Gilbert	Northwest Nazarene	1978
400 Relay	41.7	Carter, Lazelle Smith, King	Linfield	1976
		Koroma, Reynolds	Goerge Fox	1978
		Neeley, Griffin		
Mile Relay	3:14.8	Lazelle, Minors Carter, Shaw	Linfield	1976
Shotput	56-5 1/2	Ken Patera	Portland State	1963
Discus	170-11	Harland Yriarte	Southern Oregon	1969
Javelin	249-6	Tony Grant	Oregon Tech	1972
Hammer	168-11	Scott Burkhart	Lewis & Clark	1975
High Jump	6-10 1/4	Scott Wallace	Willamette	1980
Long Jump	23-11 1/4	Karl Koenig	Oregon College	1978
Triple Jump	48-10 1/4	Randy Jones	Pacific	1979
Pole Vault	15-7	Dave McDonald	George Fox	1969
Decathlon	7154	Mark Burt	Pacific	1976
Marathon	2:22:06	Larry Miller	Southern Oregon	1974
10000 Walk	48:35.5	Sam Shick	Lewis & Clark	1979

EASTERN OREGON

Women's Coach:
Daniel Kavet

- 101. Evers, Diane
- 102. McCadden, Dixie
- 103. O'Leary, Megan

Men's Coach: Daniel Kavet

- 101. Beetchenow, Randy
- 102. Clair, Fred
- 103. Jensen, Eric
- 104. Miller, Corey
- 105. Rankin, Ken
- 106. Reich, Phil

GEORGE FOX COLLEGE

Women's Coach:
Rich Allen

- 110. Fox, Denise
- 111. Funk, Cheryl
- 112. Roley, Nancy
- 113. Wilkinson, Karen
- 114. Wittenberg, Paula
- 115. Woolsey, Sue

Men's Coach: Rich Allen

- 110. Ball, Scott
- 111. Blanchette, Rich
- 112. Dahlin, Tim
- 113. Elkins, Dave
- 114. Fuls, Jerry
- 115. Gildehaus, Jerred
- 116. Graham, Steve
- 117. Harrison, Les
- 118. Hyatt, Tim
- 119. Larabee, Dwight
- 120. Maddox, Paul
- 121. Mueller, David
- 122. Price, Dan
- 123. Protzman, Mark
- 124. Stanton, Kevin
- 125. Swigart, Randy
- 126. Watts, Mike
- 127. Wigley, Keith

LINFIELD COLLEGE

Women's Coach:
Rudy Pearson

- 140. Beeman, Teresa
- 141. Bristow, Laurie
- 142. Gosso, Lori
- 143. Halter, Kim
- 144. Johnson, Petra
- 145. Lind, Lisa
- 146. Mortensen, Janet
- 147. Stevens, Tina
- 148. Thatcher, Angela
- 149. Tepper, Mary
- 150. Thomson, Mary
- 151. Wambach, Katie
- 152. Woodside, Shelly
- 153. Young, Karin

Men's Coach:
George Oja

- 150. Absalon, Erick
- 151. Alward, Joseph
- 152. Anderson, Bryant
- 153. Brown, Curtis
- 154. Caster, Brian
- 155. Culbert, Greg
- 156. Dean, Douglas
- 157. DeYoung, William
- 158. Ferrenburg, Kelly
- 159. Frost, Robert
- 160. Garvey, Mark
- 161. Hodl, David
- 162. Kennedy, Michael
- 163. Killinger, Philip
- 164. McDonald, Kelly
- 165. McGuire, Emmett
- 166. Marsters, Kele
- 167. O'Leary, Dan
- 168. Prevedello, John
- 169. Reason, Randy
- 170. Scanlon, Bruce
- 171. Ussery, Keith
- 172. Voyles, Scott
- 173. Whitlow, Raymond
- 174. Will, Greg

LEWIS & CLARK COLLEGE

Women's Coach:
David Fix

- 120. Ardinger, Liz
- 121. Bolger, Amy
- 122. Crouch, Kathleen
- 123. Duchow, Sandy
- 124. Finaly, Meg
- 125. Johnson, Leslie
- 126. Kurtz, Kathryn
- 127. Lampkin, Teresa
- 128. Larsen, Kari
- 129. Lowell, Sarah
- 130. McLeod, Jamie
- 131. Mitchelmore, Kathy
- 132. Murray, Susan
- 133. Perry, Nicole
- 134. Reaney, Shereen
- 135. Thomas, Michelle
- 136. Underwood, Laurie

Men's Coach:
David Fix

- 130. Ares, Ron
- 131. Baker, Rocky
- 132. Clark, Tim
- 133. Coombs, Randy
- 134. Crandall, Robert
- 135. Geiger, Tom
- 136. Gustovich, Donald
- 137. Houts, Jeff
- 138. Jones, Trent
- 139. Mamizuka, Harry
- 140. Mell, Tom
- 141. Reynolds, Kirk
- 142. Ritenhouse, Duke
- 143. Robinson, Robbie
- 144. Thomas, Chuck

NORTHWEST NAZARENE

Women's Coach:

Paul Taylor

- 160. Carpenter, Karen
- 161. Chua, Chris
- 162. Duncan, Holly
- 163. Lafferty, Carolyn
- 164. Zellmer, Jana

Men's Coach:

Paul Taylor

- 180. Curl, Steve
- 181. Edwards, Doug
- 182. Gilbert, Mike
- 183. Huemoeller, Dale
- 184. Maves, Randy
- 185. Morris, Jim
- 186. Sievers, Tim
- 187. White, Shawn
- 188. Wright, Kevin
- 189. Wyborne, Hank

UNIV. OF PORTLAND

Women's Coach:

Bud Calbreath

- 170. Buhler, Cathy
- 171. Hillenkamp, Mary
- 172. Johnson, Laura
- 173. Johnston, Kristy
- 174. Kosctics, Theresa
- 175. Manning, Ann
- 176. Wilhelms, Karen

SOUTHERN OREGON

Women's Coach:

Monty Cartwright

- 180. Cartwright, Dyan
- 181. Dodson, Mary
- 182. Doyle, Karen
- 183. Ettner, Kris
- 184. Garrison, Debbie
- 185. Hiatt, Kathy
- 186. Laws, Christie
- 187. Olson, Linda
- 188. Page, Bobi
- 190. Staat, Kathy
- 190. Wagner, Lori
- 191. Ward, Sandi

Men's Coach:

Monty Cartwright

- 200. Beck, Dave
- 201. Bishop, Mike
- 202. Bransom, D.J.
- 203. County, Michael
- 204. Dovenberg, Cary
- 205. Eugene, John
- 206. Granger, Shawn
- 207. Grundseth, Alejandro
- 208. Hill, Devin
- 209. Hill, Joe
- 210. Holbrook, Brad
- 211. Kordich, James
- 212. Martin, Scott
- 213. McGuire, Eric
- 214. Mills, Tom
- 215. Parker, Ivan
- 216. Perkins, Allen
- 217. Rupp, Tim
- 218. Sakon, Joshua
- 219. Taylor, Kevin
- 220. Thomas, Todd
- 221. Wardwell, Arnold
- 222. Westphal, Mark
- 223. Willaman, Mark

WESTERN OREGON

Women's Coach:

Don Spinas

- 200. Aho, Patty
- 201. Barnhurst, Debbie
- 202. Benningfield, C.
- 203. Bryne, Melonie
- 204. Dick, Debra
- 205. Dimick, Julie
- 206. Gunis, Maria
- 207. Hannon, Teresa
- 208. Howard, Rodona
- 209. Hudson, JoAnne
- 210. Jensen, Sharon
- 211. Jester, Dana
- 212. Knobel, Kris
- 213. Lovejoy, Kelley
- 214. O'Leary, Julie
- 215. O'Leary, Kathryn
- 216. Osborn, Kellie
- 217. Richardson, Julia
- 218. Rooth, Jennifer
- 219. Seuell, Cathy
- 220. Smoot, Kim
- 221. Wegener, Sharon
- 222. Wright, Kelley
- 223. Young, Tamara

Men's Coach:

Don Spinas

- 230. Anderson, Scott
- 231. Biamont, Tim
- 232. Brajick, Jack
- 234. Burke, George
- 235. Clark, Gerald
- 236. Coblens, Glen
- 237. Conaway, Larry
- 238. Davenport, Dan
- 239. Esse, Ed
- 240. Fahey, Jim
- 241. Findling, Karl
- 242. French, Dwight
- 243. Hargett, Kurt
- 244. Harry, Torrea
- 245. Highberger, Kelly
- 246. Hill, Glen
- 247. Hixson, Brian
- 248. Holmes, James
- 249. Jacobs, Jeff
- 250. Jordon, Dave
- 251. Keizur, Mike
- 252. Lind, Brandt
- 253. Lydum, Matt
- 254. McClelland, Mike

WESTERN OREGON CONT.

255. Mobley, Ron
256. Moreland, Dick
257. Paulson, Tom
258. Pierson, Linn
259. Polan, Scott
260. Reick, Brian
261. Schrock, Jon
262. Sele, Jason
263. Sorenson, Soren
264. Steffey, Chance
265. Taylor, Les
266. Tilgner, wes
267. Weddle, Larry
268. Woosley, Tad

WILLAMETTE UNIVERSITY

Women's Coach:
Chuck Bowles

230. Alexander, Spring
231. Arens, Pam
232. Baird, Shannon
233. Blum, Julie
234. Bush, Lea
235. Cammack, Kelli
236. Crisifulli, Kara
237. Fishback, Marilyn
238. Gakstatter, Amy
239. Jones, Karla
240. Klein, Kim
241. Lang, Kelli
242. Nielson, Jennifer
243. Peterson, Kristin
244. Simon, Crystal

Men's Coach:
Chuck Bowles

270. Carman, pat
271. Catalani, Rick
272. Coleman, Jay
273. Connors, Kevin
274. DeVyldere, Bob
275. Edmark, James
276. Folker, Randy
277. Gilroy, David
278. Gorman, Jim
279. Healy, Scott
280. Helm, Ken
281. Jacobs, Randy
282. Joelson, Greg
283. Kelly, Kevin
284. Kliewer, Rob
285. LaPray, Sam
286. Libert, Andy
287. Lorenz, Rusty
288. MacGinnitie, Rob
289. McKee, Craig
290. Mitchell, Andy
291. O'Donnell, Troy
292. Searce, David
293. Sommer, Doug
294. Smartt, Scott
295. Torquato, Rich
296. Uomini, Steve
297. Winn, Doug

400m DASH - WOMEN

Lane

2	Nicole Perry	L&C
3	Diane Evers	EO
4	Holly Duncan	WNC
5	Diane Williams	SO
6	Kelley Wright	WO
7	Kari Larsen	L&C

400m DASH - MEN

Lane

2	Karl Findling	WO
3	Jim Fahey	WO
4	D.J. Bransom	SO
5	David Searce	Will
6	Tim Sievers	WNC
7	Rick Catalani	Will

400m RELAY - WOMEN

Lane

- | | |
|---|-----------------|
| 3 | Southern Oregon |
| 4 | Willamette |
| 5 | Western Oregon |
| 6 | Linfield |
| 7 | Lewis & Clark |

400m RELAY - MEN

Lane

- | | |
|---|--------------------|
| 2 | Western Oregon |
| 3 | Willamette |
| 4 | Lewis & Clark |
| 5 | Southern Oregon |
| 6 | Northwest Nazarene |
| 7 | George Fox |
| 8 | Linfield |

MILE RELAY - WOMEN

Lane

- 2 Willamette
- 3 Southern Oregon
- 4 Lewis & Clark
- 5 Linfield
- 6 Western Oregon

MILE RELAY - MEN

Lane

- 2 Northwest Nazarene
- 3 Western Oregon
- 4 Linfield
- 5 Southern Oregon
- 6 George Fox
- 7 Willamette
- 8 Lewis & Clark

LINFIELD COLLEGE ICEBREAKER TRACKMEET
3-1-86

Women 10,000 Meter

Annette Sargent	AIA	36:37
Patty Gallup	LCC	41:42.8
Teresa Beeman	LIN	41:50.2
Sue Clynych	OLY	42:21.9
Frances Hearn	ESC	43:19.6
Kathryn Bervin	unat	44:21.3

Women 440 yd. Relay

Record Mt. Hood 49.9 1981

Stark, Weston	OSU	48.5
Ryer, Strong		
Tepper, Johnson	LIN	51.7
Lang, Jones, Payne	WU	51.8
Klein		
Lovejoy, Wright	WOSC	52.1
Kurtz, Wengener		
Holleman, Kusler	UPS A	52.5
Heuer, Harrison		
Darling, Austin	unat	52.7
Huston, Baker		
Stiener, Anderson	UPS B	54.4
Edler, Burgher		

Women 1500 m

Record Marquette Ulla unat 4:37.9 1982

HEAT 1

Laura Johnson	UofP	4:37.1
Peggy Murri	OSU	4:41.5
Heather Sullivan	UPS	4:50.9
Shannon Ryan	PLU	4:52.5
Kristin Schaefer	OSU	5:00.6
Lisa Garnett	UPS	5:02.8
Cheryl Mores	UPS	5:03.1
Emily Smith	UPS	5:06.4
Stacey Cooper	unat	5:10.3
Meg Findly	L&C	5:21.3
Trish Powel	LCC	5:25.2
Michelle Turner	LCC	5:27.8
Kim Barret	LCC	6:07.0

HEAT 2

Julie Siler	PSU	4:58.3
Julie Richardson	WOSC	5:01.3
Janet Mortensen	LIN	5:02.6
LeeAnn McNerney	PSU	5:05.6
Janet Heinohen	OIT	5:05.9
Kathleen Crouch	L&C	5:06.5
Patty Aho	WOSC	5:06.7
Kelli Cammack	WU	5:07.8
Jennifer Neilson	WU	5:12.1
Radona Howard	WOSC	5:18.6
Heidi Hatfield	unat	5:21.7
Laurie Underwood	L&C	5:22.0
Debra Dick	WOSC	5:30.3
Jamie McLeod	L&C	5:26.3
Kathy Mitchelmore	L&C	5:28.1
Kathy Hiatt	SOSC	5:36.9
Sacha Hewitt	L&C	5:49.0

Women 100 m Hurdles

HEAT 1

Kari Weston	OSU	14.4
Jenna Stark	OSU	15.5
Vicki Anderson	OSU	15.7
Shawn Bishop-Walker	OSU	16.0

HEAT 2

Mary Kusler	UPS	16.5
Melamie Byrne	WPSC	16.7
Linda Olson	unat	17.0
Karin Wilkinson	GF	17.7
Cullin, cBride	PLU	17.9
Sarah Lowell	L&C	17.7

HEAT 3

Sharon Jensen	unat	16.5
Lisa Lind	LIN	17.9
Kristen Steiner	UPS	18.0
Elizabeth Ardinger	L&C	19.2
Cheryl Wardell	PSU	NT
Kris Newton	unat	21.4

Women 400 m

Record Susan Gramson WU 59.4 1982
Kelly Wosepka UOP

HEAT 1

Stefanie Hunter	UofO	57.5
Heidi Gebhard	PLU	1:01.2
Vicky Galbert	unat	1:01.3
Christie Lawson	SOSC	1:01.3
Kari Larsen	L&C	1:02.6

HEAT 2

Nicole Perry	L&C	1:01.4
Jeanette Blum	WU	1:04.4
Kathy Staat	SOSC	1:05.6
Patricia Anderson	UPS	1:06.2
Ruth Tully	NIC	1:09.7

LINFIELD COLLEGE ICEBREAKER TRACK MEET

3/1/86

Record Women Shot Put
Cam Johnson OSU 46'1" 1984

Kam Johnson	OSU	46'7"
Cora Agular	unat	45'10"
Grace Golden	UoO	42'1 1/2"
Sarah Bryant	OSU	41'21/2"
Pam Lorenson	PSU	41'11/2"
Moirra Doyle	UO	40'2 1/2"
Stephanie Smith	UO	39'3"
Kristi Wreath	OSU	38'8"
Paula Wittenberg	GF	38'4"
Joi Tipton	LCC	38'4"
Connie Shepherd	UO	38'3"
Cheryl Funk	GF	37'10"
Lea Bush	WU	37'3"
Dana Jester	WOSC	36'10"
S Wagner	WOSC	36'9 1/2"
Faye Moniz	LCC	35'11"
Gail Stenzel	PLU	35'2"
Dana Williams	UO	35'1"
Shelm Sanders	UPS	34'3"
Lori Fristo	NIC	33'10"
Rene Nylander	unat	33'5"
Tamm Aldridge	unat	32'10"
Julie Huber	LCC	32'4"
Connie McKenzie	PLU	31'7"
Kelli Lang	WU	31'7"
Mya Archamboult	PLU	31'1"
Cathy Bohler	UP	30'8"
Sheri Harris	LCC	30'3"
Traci Benson	unat	29'3 1/2"
Margaret Wright	UPS	27'9"

Women's Long Jump

(M.R. Carolyn Miller	PLU	17'6 1/2")
Lisa Byhre	OSU	16'7 3/4"
Sharon Jensen	Unat	16'7 1/2"
Heidi East	OSU	16'5 1/2"
Jill Burgren	UPS	16'2 3/4"
Karissa Pedersun	OSU	16' 1/4"
Mary Dodson	SOSC	16'
Pattie Baker	LCC	15'8 1/2"
Melinda Austin	LCC	15'4 1/2"
Karla Jones	WU	15' 1 1/2"
Petra Johnson	LIN	15'2 3/4"
Lori Firsto	NIC	14'
Kay Kersey	PSU	13'11 3/4"
Sandy Duchow	LC	13'8 1/4"
Diane Cartwright	SOSC	12'6 3/4"
Maxine Cave	LCC	12'6 3/4"

Women's 100 M Heat 1

(M.R. PLU Latonya Stephens 12.4)

Kwajalein Clack	UO	12.3
Kari Weston	OSU	12.5
Cathy Strong	OSU	12.8
Kristen Schriver	UO	12.8
Lisa Byhre	OSU	12.9
Monique Walters	OSU	12.9
Jenna Stark	OSU	13.1

Heat 2

Jill Wood	UO	12.8
Debbie Dailey	UO	13.0
Julia Worthen	SWOCC TC	13.3
Patty Baker	Unat	13.2
Stephanie Payne	WU	13.4
Kris Lancour	NIC	13.4
Kerri Huston	LCC	14.6

Heat 3

Carrie Pizer	UP	12.5
Patience Harrison	UPS	12.8
Shelley Rogers	Unat	12.9
Kim Klein	WU	13.0
Mary Tepper	LIN	13.0
Karissa Pedersen	OSU	13.2
Shawn Bishop-Walker	OSU	13.4
Vicki Anderson	OSU	13.6

Heat 4

Karen Carter	PSU	13.3
Denise Bragg	NIC	13.8
Tara Heuer	UPS	14.1
Heidi East	OSU	14.3
Jennifer Curry	NIC	14.3
Becky Burton	ES	14.8

Heat 5

Julie Goodrich	UO	12.7
Elizabeth Ardinger	LC	13.8
Pamela Johnson	UPS	14.0
Katy Fink	LC	14.1
Teresa Holleman	UPS	14.3
Susie Tveter	ES	15.3

Women's High Jump

(M.R. C Westover	OSU	5'8")
M. Reber	AIA	5'7"
K. Fenton	OSU	5'5"
K. Grotn	OSU	5'4"
K. Lovejoy	WOSC	5'4"
M. Byrne	WOSC	5'2"
K. Newton	unat	5'2"
A. Bolger	L&C	5'2"
S. Woolsey	GF	5'2"
Baird	WU	5'2"
L. Lynd	LIN	5'2"
M. Miller	UPS	5'0"
P. Perry	UPS	5'0"
V. Darling	LCC	5'0"

(cont'd)

LINFIELD COLLEGE ICEBREAKER TRACK MEET

3/1/86

Women High Jump (cont'd)

T. Windedahl	NIC	5'0"
J. Cortell	OSU	5'0"
L. Lindstrem	unat	5'0"
C. Garland	LIN	4'10"
M. Cave	LCC	4'10"
L. Gullen	LCC	4'10"
Buhler	UoP	4'10"
K. Doyle	SOSC	4'10"

Women 800 m

Record: Debra Simeck-Beatty, Mt. Hood 2:16.2, 1982

HEAT 1

Heather Sullivan	UPS	2:19.5
Peggy Murri	OSU	2:20.0
Shannon Ryan	PLU	2:21.6
Theresa Kosztics	UoP	2:24.2
Shelly Laxton	NIC	2:24.6
Becky Wilkins	PLU	2:28.0
Emily Smith	UPS	2:29.5
Jo Stidham	NIC	2:29.7
Petra Johnson	LIN	2:31.7
Lisa Garnett	UPS	2:45.0

HEAT 2

Julie O'Leary	WOSC	2:28.3
Tami Young	WOSC	2:29.9
Meg Finaly	L&C	2:33.7
Kathleen Crouch	L&C	2:33.8
Jaime McCloud	L&C	2:34.2
Franny Heath	EvS	2:35.1
Spring Alexander	WU	2:36.7
Cheryl Farrow	LLTC	2:38.5
Jean Neal	LCC	2:40.8
Sacha Hewitt	L&C	2:47.9
Tracy Stefan	EvS	3:01.5

Women's 200 M Heat 1

Kari Weston	OSU	25.8
Cathy Strong	OSU	26.0
Julia Worthen	SWOCC TC	26.4
Carrie Pizer	UP	26.9
Monique Walters	OSU	27.1
Kris Lancour	NIC	27.5
Melynda Austin	LCC	28.7

Heat 2

Sharon Jensen	Unat	27.2
Shelley Rogers	Unat	27.4
Christie Lawson	SOSC	27.7
Kim Fenton	OSU	27.9
Vicki Anderson	OSU	28.2
Irene Jones	WU	28.4
Shawn Bishop-Walker	OSU	28.7
Tina Reid	NIC	30.0

Women's 200 M Heat 3

Kari Larsen	LC	27.5
Nicole Perry	LC	27.6
Kathy Staat	SOSC	28.4
Pamela Johnson	UPS	28.8
Kelli Lang	WU	29.5
Katy Fink	LC	29.9
Becky Burton	ESC	31.0
Susie Tvetr	ESC	32.1

Women's Javelin

(M.R. Sandy Bean SOSC 152'8")

Denise Fox	GFC	149'4"
Julie Waage	OSU	147'4"
Carol Devensen	Unat	142'3"
Pam Lorensen	PSU	139'8½"
Monica Witt	OSU	135'10"
Carol Wester	PLU	135'4"
Kris Ettmer	SOSC	134'9"
Debbie Barnhurst	WOSC	133'11"
Lori Wagner	SOSC	131'10"
Patricia Perry	UPS	131'4"
Leslie Johnson	L&C	131'3"
Kathy Sanders	OSU	128'11"
Monica Beamer	OR	127'7"
Kathy Gran	OR	121'5"
Charolette Givens	unat	119'2"
Beth Nygren	OSU	117'5"
Sheri Harris	LCC	116'10"
Laura Jenkins	unat	114'10"
Kim Halter	LIN	113'8"
Becca Grant	unat	118'3"
Kim Hunter	SWOCC	110'2"
Nadine Frischman	SWOCC	107'2"
Sharon Jensen	unat	105'2"
Katie Wambach	LIN	103'6"
Michelle Gentry	UPS	103'0"
Diana Hand	unat	102'4"
Erica Anderson	PLU	99'0"
Tina Stevens	LIN	93'1"
MelonyByrne	WOSC	88'6"

Women Triple Jump

Record: Gean Lee, OSU, 31'0", 1985.

Kim Young	SWOCC	32'31/2"
Sandy Duchow	L&C	31'11"
Sarah Lowell	L&C	29'11/4"
Sheri Hams	LCC	29'3"

Women 400 m Hurdles

HEAT 1		
Karen Bell	PLU	1:04.1
Jill Burgher	UPS	1:08.4
Kim Young	SWOCC	1:08.7
Lynn Wolf	OSU	1:09.7
Mary Kusler	UPS	1:09.0

(cont'd)

LINFIELD COLLEGE ICEBREAKER TRACK MEET

3/1/86

Women 400 m Hurdles(cont'd)

HEAT 2

Sullivan McBride	PLU	1:10.3
Janet Hess	Cla	1:11
Cheryl Wardell	PSU	1:12
Kristen Steiner	UPS	1:14.6
Wendy Barrett	LCC	1:17.8
Sarah Blakeslee	LIN	1:21.3

Women's 3000 Heat 1

(M.R. Haeckler Tim. Har. 9:49.2)

Ann Manning	UP	9:40.8
Kristy Johnston	UP	9:47
Sue Martineau	OSU	9:54.7
Kara Crisifully	WU	10:04
Mary Hillenkamp	UP	10:13.9
Valerie Hilden	PLU	10:15.5
Molly Ostlund	UPS	10:21
Cathy Nichols	PLU	10:27.9
Karen Wilhelms	UP	NT
Kristin Peterson	WU	10:38
Dana Stamper	PLU	10:44
Cheryl Moores	UPS	10:48
Becky Kramer	PLU	10:52
Brian Wickham	PLU	10:55

Heat 2

Valerie Quade	LCC	10:29.7
Leather Cusack	OSU	10:31.1
LeeAnn McNerney	PSU	10:37.3
Bede Nay	Unat	10:42.1
Diana Nicholas	LCC	10:46.1
Kathryn O'Leary	WOSC	10:48.3
Julie Dimick	WOSC	10:54.6
Joanne Hudson	WOSC	10:58.6
Laurie Bristow	LIN	10:59.2
Alison Ernest	OSU	11:00.8
		11:07.5
		11:08.7
		11:11.8
		11:25.1
		11:35.3
		11:36.8
		11:39.8
		11:55.2
		12:11.4
		12:13.3
		12:53.1

Women's Discus Cont'd

Tracy Feyerheim	CCC	97'
Beth Druffel	UPS	97'
Karen Fessler	UP	94'05"
Tracy Benson	U&	70'05"
Nadine Frischman	SWOCC	89'05"

Women 4 X 400 Relay Heat 1

OSU - Weston, Pederson, Stark, Anderson
B 4:05.4
OSU - Strong, Bishopwalker, Bhyre, Wolf
A 4:08.5
PLU - Gebhard, Bell, Ryan, Wilkins
4:11.7
UPS - Kusler, Sullivan, Burgher, Hollem
4:23.6
Unat - Neal, Turner, Willard, Nicholas
4:42.4

Heat 2

Linfield Thomson, Lind, Tepper, Johnson
4:11.6
WU Blum, Blum, Cammack, Klein
4:13.4
WOSC Wegener, Kurtz, Lovejoy, Wright
4:18.6
NIC Reid, Lancour, Stidham, Layton
4:23.1
WOSC O'Leary, Aho, Young, Howard
4:24.8
Unat Cooper, Barrett, Powell, Quade
4:26.2
UPS Steiner, Anderson, Smith, Johnson
4:27.1

Women Discus

(M.R. Diana Hill Willamette 135'1½")

Cara Aguilar	UA	162'09"
Kam Johnson	OSU	141'10"
Dana Jecter	WOSC	134'02"
Paula Wittenberg	GF	133'08"
Denice Golden	UO	130'03"
Debbie Blake	CCC	129'6½"
Kristy Wreath	OSU	129'04"
Stephanie Smith	UO	128'03½"
Maira Doyle	UO	127'
Lea Bush	WU	126'01"
Angelia Arms	UA	124'03"
Connie Shepard	UO	124'07"
Cheryl Funk	GF	121'7½"
Sarah Brent	OSU	120'09"
Mary Lancaster	UA	118'03"
Margaret Wright	UPS	114'11"
Hellers	UPS	117'04"
Paula Temple	UA	111'10½"
Heidi Olson	UA	110'
Julie Huber	LCC	109'08"
Rene Nylander	UA	108'08"
Nellie Evern	NIC	108'02"
Connie McKenzie	PLU	108'01"
Tammy Aldredge	UA	107'11½"
Dana Williams	UO	106'06"
Sheri Sanders	UPS	105'05"

WOMEN'S TRACK AND FIELD RESULTS
Oregon Small College Relays

DATE: MARCH 8, 1986

SITE: Lewis & Clark College
=====

100m HURDLES

- | | | |
|-------------|------|--|
| 1. Linfield | 49.4 | (Woodside 15.8, Johnson 16.2, Lind 17.4) |
| 2. P.S.U. | 51.7 | (Carter 16.7, Kersey 17.0, Wardell 18.0) |

Others:

- (1) Byrne, 15.7, WOSC; (2) Lowell, 16.6, LC; (3) Wilkinson, 16.7, GF;
(4) Ardinger, 18.7, LC

SHOT PUT

- | | | |
|----------------------|------------------|--|
| 1. Western Oregon | 106'6 1/2" | (Wagner 38'1", Jester 37'10 3/4", Byrne 30'6 3/4") |
| 2. P.S.U. | 99'9" | (Lorenson 40'9", Carter 25'6 1/2", Kersey 23'6 1/2") |
| 3. <u>George Fox</u> | <u>99'2 3/4"</u> | <u>(Wittenburg 38'10", Funk 35 10 3/4", Woolsey 24'6")</u> |

- Others: (1) Bush, Will, 38'2 3/4", (2) Lang, Will, 32'3 1/2"

JAVELIN

- | | | |
|----------------------|---------------|--|
| 1. Western Oregon | 328'1" | (Barnhurst 123'11", Osborn 104'11", Byrne 99'3 1/2") |
| 2. Linfield | 318'10" | (Halter 124'5", Wombach 101'9", Stevens 92'8") |
| 3. <u>George Fox</u> | <u>286'9"</u> | <u>(Fox 134'1", Woolsey 79'10", Funk 72'10")</u> |

Others:

- (1) Lorenson, PSU, 136'5"; (2) Johnson, LC, 118'9";

LONG JUMP

- | | | |
|------------------|-------|--|
| 1. Lewis & Clark | 47'7" | (Duchow 16'3 1/2", Reaney 16' 1/4", Bolger 15' 3 3/4") |
|------------------|-------|--|

Others:

- (1) Jones, Will, 16'10 1/4"; (2) Buhler, UP, 16'4 1/4"; (3) Woolsey, GF, 15'4 1/2"; (4) Lang, Will, 13'2 3/4"

4 x 1600m

- | | | |
|-------------------|---------|---|
| 1. Portland | 20:59.9 | (Hillenkamp, Wilhelms, Johnston, Manning) |
| 2. Western Oregon | 22:10.3 | (Young, Hedson, Richardson, O'Leary) |

4 x 100m

- | | | |
|-------------------|------|-------------------------------------|
| 1. Linfield | 50.8 | (Tepper, Lind, Woodside, Johnson) |
| 2. Western Oregon | 51.0 | (Hannon, Wright, Kurtz, Wegener) |
| 3. Lewis & Clark | 52.3 | (Ardinger, Johnson, Reaney, Larsen) |
| 4. Willamette | 52.4 | (Lang, Jones, Payne, Klein) |

800m MEDLEY

1. Western Oregon	1:53.6	(Hannon, Kurtz, Wegener, Wright)
2. Lewis & Clark	1:56.5	(Lowell, Duchow, Larsen, Perry)
3. Linfield	2:01.7	(Young, Gosso, Garland, Thomson)

DISTANCE MEDLEY

1. Willamette	12:39.3	(Blum, Blum, Cammack, Krisifulli)
2. P.S.U.	12:59.0	(Carter, Wardell, McNerney, Siler)
3. Lewis & Clark	13:07.5	(Hewitt, McLeod, Finaly, Couch)
4. Western Oregon	13:16.4	(Howard, Richardson, Dick, O'Leary)
5. Linfield	13:26.0	(Tepper, Johnson, Mortensen, Bristow)

4 x 800m

1. Portland	9:29.0	(Roscetic, Johnston, Manning, Johnson)
2. Willamette	9:53.3	(Alexander, Osburn, Nielson, Peterson)
3. Western Oregon	9:56.1	(Aho, Howard, Young O'Leary)
4. Lewis & Clark	10:33.4	(Finaly, McLeod, Crouch, Hewitt)

4 x 200m

1. Lewis & Clark	1:52.6	(Ardinger, Johnson, Reaney, Larsen)
2. Linfield	1:59.5	(Young, Blakslee, Thomson, Goss)

HIGH JUMP

1. Linfield	14'8"	(Lind 5'0", Johnson 4'10", Garland 4'10")
-------------	-------	---

Others:

(1) Lovejoy, WOSC, 5'4"; (2) Woolsey, GF, 5'2"; (3) Byrne, WOSC, 5'2"; (4) Bolger, LC, 5'2"; (5) Buhler, UP, 5'0"; (6) Duchow, LC, 4'8"

DISCUS

Competitors:

(1) Wittenburg, GF, 137'5"; (2) Jester, WOSC, 128'1"; (3) Bush, Will, 124'0"
(4) Funk, GF, 107'10"; (5) Fessler, UP, 76'10"

5000m

Competitors:

(1) Crisifulli, Will, 18:09.4; (2) Fishback, Will, 18:55.0; (3) Underwood, LC, 19:33.5; (4) Benningfield, WOSC, 19:48.7; (5) Mithcelmore, LC, 20:20.8

4 x 400m

1. Portland	4:00.6	(Kosztics, Johnson, Buhler, Pizer)
3. Willamette	4:11.4	(Blum, Cammack, Klein, Blum)
2. Western Oregon	4:10.6	(Wegener, O'Leary, Kurtz, Wright)

MAR 12 1986

GEORGE FOX COLLEGE

OREGON SMALL COLLEGE RELAY MEET
WOMEN'S RECORDS

from L+C

4 x 100m	50.8	Tepper, Lind, Woodside, Johnson	Linfield	1986
4 x 200m	1:46.8	Pizer, Kosztics, Brock, Buhler	Portland	1985
4 x 400m	4:00.6	Kosztics, Johnson, Buhler, Pizer	Portland	1986
4 x 800m	9:29.0	Kosztics, Johnston, Manning, Johnson	Portland	1986
4 x 1600m	20:37.3	Mullen, Manning, Hillenkamp, Krill	Portland	1985
800m Medley	1:53.6	Hannon, Kurtz, Wegener, Wright	Western Oregon	1986
Distance Medley	12:39.3	Blum, Blum, Cammack, Cristifulli	Willamette	1986
3 x 100m Hurdles	49.4	Woodside, Johnson Lind	Linfield	1986
3 x 5000m	59:18.7	Jarolimek, Richardson Flett	Western Oregon	1984
High Jump	14-8	Lind, Johnson, Garland	Linfield	1986
Long Jump	48-1.25	Stearns, Marchand, Swellla	Western Oregon	1985
Shot Put	117-6.25	Daugherty, Mann, Strutko	Lewis & Clark	1985
Discus Throw	354-3	Strutko, Daugherty Mann	Lewis & Clark	1985
Javelin Throw	381-6	Barnhurst, McCormick, Jensen	Western Oregon	1985

OREGON SMALL COLLEGE RELAY MEET
WOMEN'S RECORDS

4 x 100m	51.0	Slavich, Moland, Klein, Meredith	Willamette	1984
4 x 200m	1:46.8	Pizer, Kosztics, Brock, Buhler	Portland	1985
4 x 400m	4:06.5	Krill, Kosztics, Buhler, Brock	Portland	1985
4 x 800m	9:35.4	Hillenkamp, Mullin Krill, Manning	Portland	1985
4 x 1600m	20:37.3	Mullen, Manning, Hillenkamp, Krill	Portland	1985
800m Medley	1:56.4	Boyd, Klein, Slavich, Moland	Willamette	1984
Distance Medley	12:44.5	Blum, Blum, Cammack, Cristifulli	Willamette	1985
3 x 100m Hurdles	54.3	Jacobs, Lowell, Ardinger	Lewis & Clark	1985
3 x 5000m	59:18.7	Jarolimek, Richardson Flett	Western Oregon	1984
High Jump	14-0	Duchow, Steimle, Lowell	Lewis & Clark	1985
Long Jump	48-1.25	Stearns, Marchand, Swella	Western Oregon	1985
Shot Put	117-6.25	Daugherty, Mann, Strutko	Lewis & Clark	1985
Discus Throw	354-3	Strutko, Daugherty Mann	Lewis & Clark	1985
Javelin Throw	381-6	Barnhurst, McCormick, Jensen	Western Oregon	1985

LINFIELD TRACK AND FIELD---March 14, 1986

Women's Shot Put

Shannon Wagner	WOSC	39'5 1/2"
Dana Jester	WOSC	38'5 1/3"

Women's High Jump

Kelly Lovejoy	WOSC	5'4"
Melanie Byrne	WOSC	5'4"
Lisa Lind	LIN	5'2"
Sue Woolsey	GFOX	5'2"

Women's 440 Yd. Relay

Tepper, Lind, Woodside, Thompson	LIN	51.4
Hannon, Wright, Kurtz, Wegener	WOSC	52.3

Women's 1500 meters

Kathryn O'Leary	WOSC	5:03.5
Shawn Benningfield	WOSC	5:21.8

Women's Long Jump

Shelly Woodside	LIN	16'7"
Karin Young	LIN	15'10"
Sue Woolsey	GFC	14'6"

Women's 100 M Hurdles

Shelly Woodside	LIN	15.9
Melanie Byrne	WOSC	16.2
Lisa Lind	LIN	16.9
Karen Wilkinson	GFC	17.2

Women's 400Meter

Kelly Wright	WOSC	59.0
Kari Lasen	L&C	1:01.4
Sandy Kurtz	WOSC	1:06.9
Lori Gosso	LIN	1:12.4

Women's Javelin

Denise Fox	GFC	139'6"
Debbie Barnhurst	WOSC	138'9"
Kim Halter	LIN	126'1"
Kelly Osborn	WOSC	116'14 1/2"
Katie Wembaugh	LIN	103'9"
Tina Stevens	LIN	98'3"
Melanie Byrne	WOSC	94'9"

Women's 100 Meter

Sheron Wegener	WOSC	12.5
Mary Tepper	LIN	12.9
Theresa Hannon	WOSC	13.5

Women's 800 Meters

Joanne Hudson	WOSC	2:24.3
Janet Mortensen	LIN	2:25.3
Tami Young	WOSC	2:25.6
Radona Howard	WOSC	2:29.4
Julie Richardson	WOSC	2:31.6
Sarah Blakelee	LIN	2:54.3

Women's 200 Meters

Sheron Wegener	WOSC	26.5
Kari Larsen	L&C	27.4
Lori Gosso	LIN	28.7
Karen Wilkinson	GFC	29.3
Karin Young	LIN	30.8

Women's Discus

Dana Jester	WOSC	131'1"
-------------	------	--------

Women's 3000 Meters

Julie O'Leary	WOSC	10:14.4
Angela Thatcher	LIN	10:41.9
Patty Aho	WOSC	10:54.1
Laurie Bristow	LIN	10:55.2

Women's 5000 Meters

Julie Dimmick	WOSC	17:17.8
---------------	------	---------

Women's Mile Relay

Hudson, O'Leary Wegener, Wright	WOSC	4:15.5
Howard, Young, Richardson, O'Leary	WOSC	4:30.9

LEWIS & CLARK COLLEGE/WHITMAN COLLEGE
GEORGE FOX COLLEGE

CORRECTED *

Newberg, OR
April 5, 1986

EVENT	PLACE	SCHOOL	TIME/DISTANCE	POINTS	GFC	L&C	W
SHOT	1st Cheryl Funk	GFC	38 ³ / ₇ "	5			
*	2nd Sarah Lowell	L&C	24 ⁸ / ₅ "	3			
	3rd Tawanna Ward	L&C	22 ⁸ / ₄ "	2	5/5	5/5	0/0
400m Relay	1st Seina Chiang	W	51.2	5			
	Barb Backman						
	Holly Bays						
*	Vonda Sargent						
	2nd Perry	L&C	52.0	3	0/5	3/6	5/5
	Johnson						
	Larsen						
	Reaney						
400	1st Barb Backman	W	1:02.0	5			
*	2nd Kari Larson	L&C	1:02.8	3			
	3rd Nicole Perry	L&C	1:03.2	2			
	4th Sheila Ater	W	1:03.9	1	0/5	5/13	6/11
100m Hurdles	1st Sarah Lowell	L&C	15.6	5			
	2nd Karen Wilkenson	GFC	15.9	3			
	3rd Michelle Thomas	L&C	16.5	2			
*	4th Jane Hopper	W	17.0	1	3/6	7/20	1/12
200	1st Vonda Sargent	W	25.5	5			
*	2nd Kari Larson	L&C	26.9	3			
	3rd Seina Chiang	W	27.1	2			
	4th Nicole Perry	L&C	27.1	1	0/8	4/24	7/19
300	1st Kathleen Crouch	L&C	2:28.7	5			
	2nd Dawn Lewis	W	2:29.1	3			
	3rd Julie Abo	W	2:33.2	2	0/8	5/29	5/24
400 m	1st Jane Hopper	W	1:11.6	5			
	2nd Michelle Thomas	L&C	1:11.9	3			
	3rd Sandy Fisher	W	1:15.2	2	0/8	3/32	7/31

EVENT	PLACE	SCHOOL	TIME/DISTANCE	POINTS	GFC	L&C	W
HIGH JUMP	1st Sue Woolsey	GFC	5'1"	5			
*	2nd Mary Kincaid	W	4'8"	2			
	Michelle Thomas	L&C	4'8"	2			
	Sandy Duchow	L&C	4'8"	2	5/13	4/36	2/33
LONG JUMP	1st Michelle Thomas	L&C	16'3"	5			
	2nd Sandy Duchow	L&C	15'6 1/2"	3			
*	3rd Reaney, Shereen	L&C	15'6"	2			
	4th Teresa Lampkin	L&C	15'4"	1	0/13	11/47	0/33
100	1st Vonda Sargent	W	12.6	5			
*	2nd Seine Chiang	W	13.0	3			
	3rd Teresa Lampkin	L&C	13.3	2			
	4th Kristin Richel	W	13.5	1	0/13	2/49	9/42
JAVELIN	1st Denise Fox	GFC	133'	3			
*	2nd Leslie Johnson	L&C	118'2"	3			
	3rd Sandra Fisher	W	114'7"	2			
	4th Sue Woolsey	GFC	75'2"	1	6/19	3/52	2/44
1500	1st Julie Abo	W	5:03.6	5			
*	2nd Nancy Raley	GFC	5:04.1	3			
	3rd Lory Simard	W	5:09.8	2			
	4th Becky Snow	W	5:11.5	1	3/22	0/52	8/52
3000	1st Raley, Nancy	GFC	11:10.8	5			
*	2nd Lori Simard	W	11:19.0	3			
	3rd Laurie Underwood	L&C	11:26.5	2			
	4th Kathy Mitchelmore	L&C	11:33.1	1	5/27	3/55	3/55
4x400 Relay	1st Whitman		4:23.4	5			
*	2nd Lewis and Clark		4:29.4	3	0/27	3/58	5/60
DISCUS	1st Paula Wittenberg	GFC	151'1"	5			
*	2nd Cheryl Funk	GFC	115'1"	3			
	3rd Sandra Fisher	W	87'5"	2	8/35	0/58	2/62

EVENT	PLACE	SCHOOL	TIME/DISTANCE	POINTS	GFC	L&C	W
TRIPLE	1st Sandy Duchow	L&C	32'8 $\frac{1}{2}$ "	5			
JUMP	2nd Sarah Lowell	L&C	31'3 3/4"	3			
	3rd Dristin Richel	W	31'3 $\frac{1}{2}$ "	2			
*	4th Sandra Fisher	W	29'9 $\frac{1}{4}$ "	1	0/35	8/66	3/65

DUAL SCORES

W 66 vs L&C 66
W 90 vs GFC 37
L&C 85 vs GFC 37

LEWIS & CLARK COLLEGE/WHITMAN COLLEGE
GEORGE FOX COLLEGE

Newberg, OR
April 5, 1986

EVENT	PLACE	SCHOOL	TIME/DISTANCE	POINTS	GFC	L&C	W
SHOT	1st Cheryl Funk	GFC	38'7"	5	5/5	5/5	0/0
	2nd Sarah Lowell	L&C	24'5"	3			
	3rd Tawanna Ward	L&C	22'4"	2			
400m Relay	1st Seine Chang						
	Barb Backman						
	Holly Bays	W	51.2	5	0/5	3/8	5/5
	Vonda Sargent						
	2nd Perry						
	Johuson	L&C	52.0	3			
	Larsen						
	Reaney						
400	1st Barb Backman	W	1:02.0	5	0/5	5/13	6/11
	2nd Kari Larsen	L&C	1:02.8	3			
	3rd Nicole Perry	L&C	1:03.2	2			
	4th	W	1:03.9	1			
100m Hurdles	1st Sarah Lowell	L&C	15.6	5	3/8	7/20	1/12
	2nd Karen Wilkenson	GFC	15.9	3			
	3rd Michelle Thomas	L&C	16.5	2			
	4th Jane Hopper	W	17.0	1			
200	1st Vonda Sargent	W	25.5	5	0/8	4/24	7/19
	2nd Kari Larson	L&C	26.9	3			
	3rd Seine Chiang	W	27.1	2			
	4th Nicole Perry	L&C	27.1	1			
800	1st Kathleen Crouch	L&C	2:28.7	5	0/8	5/29	5/24
	2nd Dawn Lewis	W	2:29.1	3			
	3rd Julie Abo	W	2:33.2	2			
400IH	1st Jane Hopper	W	1:11.6	5	0/8	3/32	7/31
	2nd Michelle Thomas	L&C	1:11.9	3			
	3rd Sandy Fisher	W	1:15.2	2			

LEWIS & CLARK COLLEGE/WHITMAN COLLEGE
GEORGE FOX COLLEGE

Newberg, OR
April 5, 1986

EVENT	PLACE	SCHOOL	TIME/DISTANCE	POINTS	GFC	L&C	W
Long Jump	1st	Michelle Thomas	L&C	16'3"	5	0/8	11/43 0/31
	2nd	Sandy Duchow	L7C	15'8 $\frac{1}{2}$ "	3		
	3rd	Reaney, Sheraen	L&C	15'6"	2		
	4th	Teresa Lampkin	L&C	15'4"	1		
100	1st	Vonda Sargent	W	12.6	5	0/8	2/45 9/40
	2nd	Seine Chiang	W	13.0	3		
	3rd	Teresa Lampkin	L&C	13.3	2		
	4th	Kristin Richel	W	13.5	1		
Javelin	1st	Denise Fox	GFC	133'	5	6/14	3/48 2/42
	2nd	Leslie Johnson	L&C	118'2"	3		
	3rd	Sandra Fisher	W	114'7"	2		
	4th	Sue Woolsey	GFC	75'2"	1		
1500	1st	Julie Abo	W	5:03.6	5	3/17	0/48 8/50
	2nd	Nancy Roley	GFC	5:04.1	3		
	3rd	Lory Simard	W	5:09.8	2		
	4th	Becky Snow	W	5:11.5	1		
3000	1st	Nancy Roley	GFC	11:10.8	5	5/22	3/51 3/53
	2nd	Lori Simard	W	11:19.0	3		
	3rd	Laurie Underwood	L&C	11:26.5	2		
	4th	Kathy Mitchelmore	L&C	11:33.1	1		
4x400 Relay	1st	Whitman		4:23.4	5	0/22	3/54 5/58
	2nd	Lewis and Clark		4:29.4		0/22	
Discus	1st	Wittenburg, Paula	GFC	151'1"	5	8/30	0/54 2/60
	2nd	Funk, Cheryl	GFC	115'1"	3		
	3rd	Fisher, Sandra	W	87'5"	2		
	4th						
Triple Jump	1st	Sandy Duchow	L&C	32'8 $\frac{1}{2}$ "	5	0/30	8/62 3/63
	2nd	Sarah Lowell	L&C	31'33/4"	3		
	3rd	Kristin Richel	W	31'31/4"	2		
	4th	Sandra Fisher	W	29'9 $\frac{1}{2}$ "	1		
TOTAL:							
GFC		30	L&C	62	Whitman	63	
Dual Scores:		Whitman	63	L&C	58		
		Whitman	88	GFC	32		

BRUIN TRACK

EVENT Discus - WOMEN

DATE

4/5/86

Shot, Discus, Javelin, Hammer, Long Jump, Triple Jump

[illegible]

WINNERS	SCHOOL	DISTANCE	GFC	L+C	W
1st Paula Wittenburg	GFC	151' 1"	8	0	2
2nd Cheryl Funk	GFC	115' 1"	Debbie Sauer Field Judge		
3rd Sandra Fisher	Whitman	87' 5"			
4th					
5th					
6th			Official Scorer		

BRUIN TRACK

EVENT Triple Jump - WOMEN

DATE _____

Shot, Discus, Javelin, Hammer, Long Jump, Triple Jump

[illegible]

WINNERS	SCHOOL	DISTANCE	
1st <u>Duchow, Sandy</u>	<u>L+C</u>	<u>32' 8 1/4"</u>	<u>M. E. Hays</u> Field Judge
2nd <u>Lowell, Sarah</u>	<u>L+C</u>	<u>31' 3 3/4"</u>	
3rd <u>Richel, Kristin</u>	<u>Whitman</u>	<u>31' 3 3/4"</u>	
4th <u>Fisher, Sandra</u>	<u>Whitman</u>	<u>29' 9 1/2"</u>	
5th <u>X</u>	<u>X</u>	<u>X</u>	
6th <u>X</u>	<u>X</u>	<u>X</u>	<u>Official Scorer</u>

BRUIN TRACK

EVENT Shot - WOMEN

DATE _____

1:00 AM

Shot, Discus, Javelin, Hammer, Long Jump, Triple Jump

UP
ON DECK
1W HOLE

[illegible]

WINNERS	SCHOOL	DISTANCE
1st Cheryl Funk	R.F.C.	38' 7"
2nd Sarah Lowell	L.C.	24' 5"
3rd Tananna Ward	L.C.	22' 4"
4th		
5th		
6th		

Field Judge: *Mike M...*

Official Scorer: _____

up
on deck.
in the hole

Date April 5

4'6" 4'8" 4'10" 5'1" 5'3 1/2" 5'4" 5'6" 5'8" 5'10" 6'0"

Winners	School	Height	
1st <i>Shirley Woolsey</i>	<i>GFC</i>	<i>5'1"</i>	
2nd <i>Marion Lincoln</i>	<i>Whitman</i>	<i>4'8"</i>	
3rd <i>Lillian Morris</i>	<i>L&C</i>	<i>4'8"</i>	Field Judges
4th <i>Sandy Archow</i>	<i>L&C</i>	<i>4'8"</i>	
5th <i>X</i>	<i>X</i>	<i>X</i>	Official Scorer
6th <i>X</i>	<i>X</i>	<i>X</i>	<i>Wanda Whitest</i>

Key: - = Did not jump, 0 = Failed, X = Cleared

BRUIN TRACK

EVENT Javelin - WOMEN

DATE 4/5/86

Shot, Discus, Javelin, Hammer, Long Jump, Triple Jump

[illegible]

	WINNERS	SCHOOL	DISTANCE	GFC	L+C	W
5	1st Denise Fox	GFC	133'	6	3	2
3	2nd Leslie Johnson	L+C	118' 2"	Debbie Sayre		
2	3rd Sandra Fisher	Whitman	114' 7"	Field Judge		
1	4th Sue Woolsey	GFC	75' 2"			
	5th X	X	X			
	6th X	X	X	Official Scorer		

BRUIN TRACK

EVENT Long Jump - WOMEN

DATE _____

Shot, Discus, Javelin, Hammer, Long Jump, Triple Jump

[illegible]

GFC	L+C	W
0	11	0

WINNERS	SCHOOL	DISTANCE	
1st <u>Thomas, Marshall</u>	<u>L+C</u>	<u>16'3"</u>	<u>NE Hay</u> Field Judge
2nd <u>Dachow, Sandy</u>	<u>L+C</u>	<u>15'8½"</u>	
3rd <u>Reaney, Shellen</u>	<u>L+C</u>	<u>15'6"</u>	
4th <u>Lampkin, Teresa</u>	<u>L+C</u>	<u>15'4"</u>	
5th <u>X</u>	<u>X</u>	<u>X</u>	
6th <u>X</u>	<u>X</u>	<u>X</u>	Official Scorer

BRUIN TRACK

RUNNING EVENT 400m Relay - WOMEN

DATE _____

[illegible]

WINNERS	SCHOOL	TIME	
1st Whitwell		51.2	
2nd LSC		52.0	
3rd			Head Timer
4th			
5th			
6th			Official Scorer

BRUIN TRACK

RUNNING EVENT 1500 - WOMEN

DATE _____

[illegible]

	WINNERS	SCHOOL	TIME	GFC	LTC	W
5	1st Julie Abo	Whitman	5:03.6	3	0	8
3	2nd Nancy Riley	GFC	5:04.1			
2	3rd Lori Simard	Whitman	5:07.8			
1	4th Becky Snow	Whitman	5:11.5			
	5th X	X	X			
	6th X	X	X			

Head Timer _____

Official Scorer _____

BRUIN TRACK

RUNNING EVENT 100m Hurdles - WOMEN

DATE _____

[illegible]

WINNERS	SCHOOL	TIME	EFC	LFC	W
1st Sarah Lowell	LFC	15.6	3	7	1
2nd Karen Wilkinson	GFC	15.9			
3rd Michelle Thomas	LFC	16.5	Head Timer		
4th Jane Hooper	Whitman	17.0			
5th X	X	X	Official Scorer		
6th X	X	X			

BRUIN TRACK

RUNNING EVENT 400 - WOMEN

DATE _____

[illegible]

WINNERS	SCHOOL	TIME	GFC	L+L	W
1st Barb Backman	Whitman	1:02.0	0	5	6
2nd Kari Hansen	WCC	1:02.8	3		
3rd Nicole Reilly	LSC	1:03.2	Head Timer		
4th Sheila Pelt	Whitman	1:03.9	2		
5th X	X	X	Official Scorer		
6th X	X	X			

BRUIN TRACK

RUNNING EVENT 100 - WOMEN

DATE _____

[illegible]

WINNERS	SCHOOL	TIME	GFC	LAC	W
1st Vonda Sargent	Whitman	12.6	0	2	9
2nd Seane Chiang	Whitman	13.0			
3rd Teresa Lampkin	LAC	13.3	Head Timer		
4th Kristen Rachel	Whitman	13.5			
5th X	X	X	Official Scorer		
6th X	X	X			

BRUIN TRACK

RUNNING EVENT 800 - WOMEN

DATE _____

[illegible]

	WINNERS	SCHOOL	TIME	GFC	GFC	W
1st	KATHLEEN CROUCH	LFC		0	5	5
2nd	DAWN LEWIS	Whitman				
3rd	JULIE MOSS	Whitman				
4th						
5th	X	X	X			
6th	X	X	X			

Head Timer

Official Scorer

BRUIN TRACK

RUNNING EVENT 200 - WOMEN

DATE _____

[illegible]

WINNERS	SCHOOL	TIME	GFC	L+C	W
1st Vonda Sargent	Whitman	25.5	0	4	7
2nd Mari Larson	LCC	26.9			
3rd Seane Chiang	Whitman	27.1			
4th Nicole Dixon	LCC	27.1			
5th X	X	X			
6th X	X	X			

Head Timer

Official Scorer

BRUIN TRACK

RUNNING EVENT 400 IH - WOMEN

DATE _____

[illegible]

WINNERS		SCHOOL	TIME	GFC	LFC	W
1st	JANE Hopper	Whitman		0	3	7
2nd	Nichelle Thomas	LFC				
3rd	Sandy Fisher	Whitman				
4th						
5th	X	X	X			
6th	X	X	X			

Head Timer _____

Official Scorer _____

BRUIN TRACK

RUNNING EVENT 3000 - WOMEN

DATE _____

[illegible]

WINNERS	SCHOOL	TIME
1st Nancy Riley	GFC	11:10.8
2nd Lori Simard	Whitman	11:19.0
3rd Laurie Underwood	LDC	11:26.5
4th Kathy Mitchell	LDC	11:33.1
5th		
6th		

Head Timer

Official Scorer

RUNNING EVENT 4x400 Relay - WOMEN

DATE _____

✓	
✓	
✓	
✓	

53

GEORGE FOX COLLEGE/LINFIELD

Newberg, Oregon
April 10, 1986

EVENT	PLACE	SCHOOL	TIME/DISTANCE	POINTS	GFC	LINFIELD
SHOT	1st Cheryl Funk	GFC	35'11"	5	8/8	0/0
	2nd Denise Fox	GFC	29'0"	3		
HIGH JUMP	1st Lisa Lind	L	5'2"	5	0/8	5/5
400 RELAY	1st Tepper Lind Woodside Thomson	L	52.7	5	0/8	5/10
LONG JUMP	1st Shelly Woodside	L	16'5 $\frac{1}{2}$ "	5	0/8	8/18
	2nd Karin Young	L	15'4 $\frac{1}{2}$ "	3		
JAVELIN	1st Denise Fox	GFC	140'9"	5	5/13	4/22
	2nd Katie Womback	L	107'	3		
	3rd Tina Stevens	L	99'3"	1		
1500	1st Nancy Roley	GFC	5:03.5	5	5/18	3/25
	2nd Angela Thatcher	L	5:06.6			
100m HH	1st Shelly Woodside	L	15.5	5	3/21	6/31
	2nd Karen Wilkinson	GFC	16.2	3		
	3rd Karin Young	L	17.7	1		
100	1st Lori Cossio	L	13.1	5	0/21	8/39
	2nd Karen Young	L	13.6	3		
300	Janet Mortensen	L	2:32.8	5	0/21	5/44

EVENT	PLACE	SCHOOL	TIME/DISTANCE	POINTS	GFC	LINFIELD
400 IH	1st Mary Thomson	LL	1:15.6	5	0/21	8/52
	2nd Sarah Blakeslee	L	1:18.1	3		
Discus	1st Paula Wittenburg	GFC	146'	5	8/29	0/52
	2nd Cheryl Funk	GFC	117'9"	3		
200	1st Shelly Woodside	L	27.4	5	3/32	5/57
	2nd Karen Wilkinson	GFC	29.5	3		

WOMEN

WOMEN'S COLLEGE

WOMEN'S COLLEGE

10000 Linfield

JOHN Rudy Pearson

EVENT

WOMEN'S - PLEASE INCLUDE SEASONS RESULTS

~~10000~~

~~10000~~

~~10000~~

10000

Shelly Woodside 16-7, ^{Lisa} Lind 16-1, Karin Young 15-10, Mary Tepper NM

10000

10000

^{Katie} Wambach 104-0, ^{Tina} Stevens 102-3, ^{Kim} Halter 129-10

10000

Lisa Lind 5-2

10000

10000

PLEASE INCLUDE SEASONS RESULTS

10000

Tepper - Lind - Woodside - Thomson 51.4

10000

Angela Thatcher 5:00.3

10000

^{Shelly} Woodside 15.8, ^{Lisa} Lind 16.9, ^{Sarah} Blakeslee NM

10000

Lori Gosso 72.2, Kimi Wormdale NM

10000

Mary Tepper 12.9, Mary Thomson NM

10000

^{Janet} Mortensen 2:25.3, ^{Laurie} Bristow NM, ^{Sarah} Blakeslee 2:40

10000

10000

^{Shelly} Woodside 27.5, ^{Lori} Gosso 28.7, ^{Karin} Young 30.1

10000

3,000? yes Teresa Beeman NM, Laurie Bristow 10:55

10000

maybe

BRUIN TRACK

EVENT Long Jump

DATE 4/10/86

Shot, Discus, Javelin, Hammer, Long Jump, Triple Jump

[illegible]

WINNERS	SCHOOL	DISTANCE	
1st <u>Woodside, Shelly</u>	<u>L</u>	<u>16' 5 1/4"</u>	<u>Mark Hoyer</u> Field Judge
2nd <u>Young, Kevin</u>	<u>L</u>	<u>15' 4 1/2"</u>	
3rd _____	_____	_____	<u>Official Scorer</u>
4th _____	_____	_____	
5th _____	_____	_____	
6th _____	_____	_____	

BRUIN TRACK

EVENT Javelin

DATE 4/10/86

Shot, Discus, Javelin, Hammer, Long Jump, Triple Jump

[illegible]

WINNERS	SCHOOL	DISTANCE
1st Denise Fox	GFC	140'9"
2nd Katie Womback	L	107'
3rd Tina Stevens	L	99'3"
4th		
5th		
6th		

Debbie Sauer
Field Judge)

Official Scorer

DATE 4/10/86

Shot, Discus, Javelin, Hammer, Long Jump, Triple Jump

[illegible]

WINNERS	SCHOOL	DISTANCE	
1st Paula Wittenburg	GFC	146 ft	Lisa M. Sapping Field Judge
2nd Cheryl Funk	GFC	117' 9in	
3rd			Official Scorer
4th			
5th			
6th			

BRUIN TRACK

EVENT Shot

DATE 4/10/86

Shot, Discus, Javelin, Hammer, Long Jump, Triple Jump

[illegible]

WINNERS	SCHOOL	DISTANCE
1st Cheryl Runk	LFC	35'11"
2nd Denise Fox	GFC	29'0"
3rd		
4th		
5th		
6th		

Field Judge

Official Scorer

✓
Jen

BRUIN TRACK

Event	High Jump
1. Name	
2. Date	
3. Place	
4. Time	
5. Score	
6. Remarks	

Date 4/10/86

Pole Vault and High Jump

4'10" 5'0" 5'2" 5'3"

[illegible]

Winners	School	Height	
1st Lisa Lind	Linfield	5'2"	
2nd			
3rd			Field Judges
4th			
5th			Official Scorer
6th			Wanda

Key: - = Did not jump, 0 = Failed, X = Cleared

WOMEN

BRUIN TRACK

RUNNING EVENT 1500

DATE 4/10/86

[illegible]

WINNERS	SCHOOL	TIME
1st Nancy Riley	GFC	5:03.5
2nd Angela Thayer	Lincoln	
3rd		Head Timer
4th		
5th		Official Scorer
6th		

BRUIN TRACK

RUNNING EVENT 100m HH

DATE 4/10/86

[illegible]

WINNERS	SCHOOL	TIME
1st Shelly Woodside	Lincoln	15.5
2nd Karen Wilkerson	GAC	
3rd Karin Young	Lincoln	
4th		
5th		
6th		

Head Timer

Official Scorer

WOMEN

BRUIN TRACK

RUNNING EVENT 100

DATE 4/10/86

[illegible]

WINNERS	SCHOOL	TIME	
1st Lori Gosso	Lincoln	13.1	
2nd Karen Young	Lincoln		Head Timer
3rd			
4th			
5th			Official Scorer
6th			

BRUIN TRACK

RUNNING EVENT 800

DATE 4/10/86

[illegible]

WINNERS	SCHOOL	TIME	
1st Janet Mortenson	Unifield	2:32.8	
2nd			
3rd			Head Timer
4th			
5th			
6th			Official Scorer

BRUIN TRACK

RUNNING EVENT 200

DATE 4/10/86

[illegible]

WINNERS	SCHOOL	TIME	
1st Shelly Wardside	Valdosta	27.4	Head Timer
2nd Karen Wardside	GA	29.5	
3rd			
4th			Official Scorer
5th			
6th			

BRUIN TRACK

RUNNING EVENT 400 RELAY

DATE 4/10/86

[illegible]

WINNERS	SCHOOL	TIME	
1st <u>Linfield</u>	<u>Linfield</u>	<u>52.7</u>	
2nd _____	_____	_____	Head Timer
3rd _____	_____	_____	
4th _____	_____	_____	
5th _____	_____	_____	Official Scorer
6th _____	_____	_____	

OREGON SMALL COLLEGE RELAYS

Lewis & Clark College

*** FLIGHT AND LANE ASSIGNMENTS ***

1:00 Men's Hammer

1. Portland
2. Western Oregon
3. L&C and PSU
4. Willamette
5. George Fox
6. Linfield

1:00 Men's Javelin

1. George Fox
2. Linfield
3. Western Oregon
4. Willamette

Women's Javelin

1. Portland State and GFC
2. Linfield and L&C
3. Western Oregon

1:00 Women's Shot

1. Western Oregon
2. Portland
3. Willamette
4. George Fox
5. Portland State

Men's Shot

1. George Fox
2. Western Oregon
3. L&C and PSU
4. Portland
5. Willamette
6. Portland State

After Javelin-Women's Discus

1. Western Oregon
2. Portland
3. Willamette
4. George Fox

Men's Discus

1. George Fox
2. Western Oregon
3. Linfield
4. Willamette
5. UP and PSU

2:00 4 x 1600M

1. Portland (M-W)
2. Willamette (M-W)
3. Linfield
4. Portland State (M)
5. Western Or. (M-W)

2:30 4 x 100M-Men

2. Willamette
3. Linfield
4. Western Oregon
5. Portland
6. Lewis & Clark
7. Portland State

2:35 4 x 100M-Women

2. Lewis and Clark
3. Linfield
4. Willamette
5. Western Oregon

2:40 Distance Medley Men

2. Portland
3. Western Oregon
4. Linfield
5. George Fox
6. Willamette
7. Lewis and Clark

2:55 Distance Medley Women

2. Willamette
3. Western Oregon
4. Linfield
5. Portland State

3:15 800M Medley Men

2. Portland
3. Lewis and Clark
4. Western Oregon
5. Willamette
6. Linfield
7. George Fox
8. Portland State

3:20 800M Medley Women

2. Willamette
3. Linfield
4. Lewis & Clark
5. Western Oregon

3:30 4 x 800M-Men

1. Willamette
2. Lewis & Clark
3. Portland
4. Western Oregon
5. Portland State
6. Linfield

3:40 4 x 800M-Women

1. Western Oregon
2. Portland
3. Lewis & Clark
4. Willamette

3:55 4 x 200M-Men

2. Linfield
3. Willamette
4. Western Oregon
5. Lewis & Clark
6. Portland
7. Portland State

4:00 4 x 200M-Women

2. Lewis & Clark
3. Western Oregon
4. Willamette
5. Linfield

4:35 4 x 400M-Men

2. Portland
3. Western Oregon
4. Portland State
5. Willamette

4:40 4 x 400M-Women

2. Western Oregon
3. Willamette
4. Lewis & Clark
5. Portland

WILLAMETTE OPEN TRACK MEET

March 21, 1986

WOMEN

400 Relay

1.	Unattached #2	50.1
2.	Willamette	51.0
3.	Linfield	51.8
4.	Unattached #1	52.3

1500m Run

1.	Myra	Una	4:36.8
2.	Crisifulli	WU	4:50.7
3.	Nay	UCC	4:56.0
4.	Nielson	WU	4:57.7
5.	Cammack	WU	4:58.7
6.	Thatcher	Lin	5:00.3
7.	Bristow	Lin	5:04.3
8.	Dallas	MHCC	5:23.4
9.	Calorden	CCC	5:52.6

High Jump

1.	Collins	UO	5-8
2.	Baird	WU	5-4 $\frac{1}{2}$
3.	Stearns	UO	5-4 $\frac{1}{2}$
4.	Gakstatter	WU	5-2 $\frac{1}{2}$
5.	Lovejoy	WOSC	5-2 $\frac{1}{2}$
6.	Arens	WU	5- $\frac{1}{2}$
7.	Smoot	Una	4-10 $\frac{1}{2}$
8.	Cogdill	Una	4-10 $\frac{1}{2}$
9.	Byrne	WOSC	4-10 $\frac{1}{2}$
10.	Jensen	Una	4-6
11.	Rittenhouse	Chem	nh
12.	Lang	WU	nh

100m High Hurdles

1.	Zerull	UO	15.7
2.	Phillips	Una	16.7
3.	Woodside	Lin	16.7
4.	Kersey	PSU	16.9
5.	Lind	Lin	17.0
6.	Jenson	UO	17.6
7.	Thomas	L&C	17.8
8.	Lang	WU	17.9

Triple Jump

1.	Young	SWOCC	32-2 $\frac{3}{4}$
----	-------	-------	--------------------

400m Low Hurdles

1.	Thorsland	UO	1:05.4
2.	Young	SWOCC	1:10.7
3.	Wardell	PSU	1:13.7
4.	Lang	WU	1:20.6

800m Run

1.	Blum	WU	2:27.1
2.	Osborn	WU	2:27.8
3.	Alexander	WU	2:29.1
4.	Hess	L&C	2:30.2
5.	Gebhard	PLU	2:35.7
6.	Neely	CCC	2:37.2
7.	Flakeslee	Lin	2:40.8

Long Jump

1.	Jones	WU	16-7 $\frac{1}{4}$
2.	Lind	Lin	16-1 $\frac{3}{4}$
3.	Arens	WU	15-11
4.	Woodside	Lin	15-9
5.	Young	Lin	15-4
6.	Carter	PSU	15-3
7.	Rittenhouse	Chem	15-2
8.	Kersey	PSU	15-0
9.	Thomas	L&C	14-4 $\frac{1}{2}$
10.	Reaney	L&C	14-2
11.	Lang	WU	nm

200m Dash (Heat 1)

1.	Galbert	Una	26.7
2.	Tupper	Lin	27.1
3.	Klein	WU	27.6
4.	Bell	PLU	27.6
5.	Thompson	Lin	28 6

(Heat 2)

1.	Worthen	SWOCC	25.7
2.	Lind	Lin	27.9
3.	Gebhard	PLU	29.0
4.	Rittenhouse	Chem	30.3

Discus

1.	Bush	WU	137-8
2.	Jester	WOSC	131-2
3.	Blake	CCC	126-4
4.	Lancaster	Una	116-6
5.	Olson	Una	112-5
6.	Nylander	Una	107-1
7.	McKenzie	PLU	105-7
8.	Fitzpatrick	UCC	97-9
9.	Benson	Una	86-10
10.	Frazier	Una	83-3

100m Dash (Heat 1)

1.	Lucas	Una	12.9
2.	Galbert	Una	13.1
3.	Phillips	Una	13.2
4.	Rogers	Una	13.4
5.	Klein	WU	13.5
6.	Simon	WU	13.9

(Heat 2)

1.	Worthen	SWOCC	12.7
2.	Carter	PSU	12.8
3.	Zerull	UO	13.1
4.	Payne	WU	13.2
5.	Reaney	L&C	13.6
6.	Young	Lin	14.2

Mile Relay

1.	Unattached	4:12.2
2.	Willamette	4:19.6

400m Dash

1.	Church	UO	57.5
2.	Barnes	Una	58.0
3.	bell	PLU	58.7
4.	O'brien	UO	1:00.0
5.	Wood	UO	1:00.3
6.	Smoot	Una	1:00.7

Shotput

1.	Lorenson	PSU	40-11
2.	Jester	WOSC	37-9
3.	Lancaster	Una	37-5
4.	Bush	WU	37-1
5.	Fitzpatrick	Una	35-1
6.	Nylander	Una	34-10
7.	McCoy	Una	31-5
8.	McKenzie	PLU	30-10
9.	Benson	Una	28-6

Javelin

1.	Fox	GF	137-7
2.	Levencenzi	Una	135-5
3.	Larnhurst	WOSC	131-6
4.	Halter	Lin	129-10
5.	Jenson	UO	110-7
6.	Firschman	SWOCC	110-6
7.	Smoot	Una	108-6
8.	Hunter	SWOCC	108-6
9.	Jenkins	Una	107-1
10.	Wambach	Lin	104-0
11.	Stevens	Lin	102-3
12.	Baskins	Una	93-9
13.	Kjensrud	Una	78-6
14.	Lauman	WU	59-11

3000m Run

1.	Lyra	PSU	10:00.9
2.	Peterson	WU	10:39.2
3.	May	UCC	10:49.8
4.	McNerney	PSU	10:53.9
5.	Michel	CCC	11:09.3
6.	Underwood	L&C	11:15.3
7.	Mitchelmore	L&C	11:22.5

100m Dash (Heat 1)

1.	Joelson	WU	11.1
2.	Lewelling	Chem	11.4
3.	Monney	TVCC	11.4
4.	Gans	TVCC	11.4
5.	Prevedello	Lin	11.6
6.	Quinn	Una	11.8
7.	Butson	WTC	11.9
8.	Griffith	Una	12.1

(Heat 2)

1.	Brown	Una	10.8
2.	David	Una	11.0
3.	Torquato	WU	11.1
4.	Varga	SWOCC	11.1
5.	Ferry	Una	11.2
6.	Stewart	TVCC	11.5
7.	Linderman	WU	11.7
8.	Tarvin	Una	11.9

(Heat 3)

1.	Bailey	SWOCC	10.9
2.	Peterson	PSU	11.3
3.	Brown	Lin	11.3
4.	Lorenz	WU	11.3
5.	Ferrenberg	Lin	11.4
6.	Gilbert	NNC	11.5
7.	Walker	Una	11.7
8.	Hughes	TVCC	11.9

200m Dash (Heat 1)

1.	Findling	WOSC	22.2
2.	Hansen	NFFTC	22.7
3.	Torquato	WU	23.1
4.	Walker	Una	23.4
5.	Tarvin	Una	24.4
6.	Peterson	PSU	24.5

(Heat 2)

1.	Will	Lin	21.9
2.	Brown, Tuna	Una	22.5
3.	Brown, David	Una	22.9
4.	Linderman	WU	23.0
5.	Joelson	WU	23.7
6.	Hill	Una	23.9

(Heat 3)

1.	Hardy	PSU	23.9
2.	Feurerty	Una	24.2
3.	Lewelling	Chem	24.5
4.	McNeeley	Una	25.0
5.	Quins	Una	25.7

800m Run (Heat 1)

1.	Lauman	PSU	2:00.4
2.	Mohnen	Una	2:01.3
3.	Scoville	SWOCC	2:01.7
4.	Cantwell	PSU	2:01.8
5.	Hiebert	Una	2:02.8
6.	Baker	L&C	2:03.2
7.	Voyles	Lin	2:04.6
8.	Peery	Lin	2:10.8

(Heat 2)

1.	Uomini	WU	1:55.4
2.	MacGinnitie	WU	1:56.2
3.	Gieger	L&C	1:58.1
4.	Hays	TVCC	1:59.0
5.	Kelso	Chem	1:59.9
6.	Timmons	Una	2:00.1
7.	Jarin	Una	2:02.1

(Heat 3)

1.	Moll	Chem	1:59.9
2.	Kennedy	Lin	2:00.7
3.	Duley	WU	2:01.4
4.	Lang	Una	2:05.3
5.	Woldrich	Una	2:05.7
6.	Adent	Chem	2:08.5
7.	Carleson	Lin	2:09.7
8.	Guess	L&C	2:10.3
9.	Davis	PSU	2:10.7
10.	Becken	Lin	2:11.2
11.	Reick	WOSC	2:13.0

5000m Run

1.	Woosley	WOSC	14:52.5
2.	Vanderburgt	AIA	15:02.6
3.	Lind	WOSC	15:21.3
4.	Jordan	WOSC	15:22.0
5.	Reese	Lin	15:47.5
6.	Del Donno	WU	15:55.4
7.	Kelly	WU	15:56.5
8.	Cobine	Una	15:57.1
9.	Jacobson	Lin	16:18.9
10.	Dilley	SRT	16:22.5
11.	Davis	Una	16:36.3
12.	Pierson	WOSC	16:38.2
13.	Forbes	Una	16:41.8
14.	Chappell	Una	16:44.5
15.	Guess	L&C	17:00.1
16.	Harry	Una	17:33.1
17.	Case	SWOCC	18:26.3

WILLAMETTE OPEN TRACK MEET March 21, 1986

MEN

440 Relay

1.	Western Oregon	42.3
2.	Willamette	42.3
3.	Unattached	42.9
4.	Treasure Valley CC	43.9
5.	Unattached	43.9
6.	Southwest Oregon CC	48.8

3000m Steeplechase

1.	Sele	WOSC	9:25.7
2.	Collins	Una	9:35.5
3.	Farnell	Una	9:50.7
4.	Jahn	SWTC	10:01.2
5.	Shaver	Una	10:27.2
6.	Carleson	Lin	10:31.0
7.	Carothers	Una	10:31.0
8.	Truex	WU	10:39.9

5000m Walk

1.	Jacobs	WU	23:20.5
2.	O'Donnell	WU	30:23.4

1500m Run

1.	Tilgner	WOSC	3:54.1
2.	Mitchell	WU	4:03.0
3.	Kelso	Chem	4:03.3
4.	Ares	L&C	4:04.2
5.	Kennedy	Lin	4:04.8
6.	Timmons	Una	4:09.3
7.	Cobine	Una	4:09.4
8.	Wright	Una	4:10.6
9.	Gosslee	Una	4:12.7
10.	Chappell	Una	4:13.1
11.	Nelson	LBCC	4:14.2
12.	Brajcich	WOSC	4:14.5
13.	Woodard	SMTc	4:15.5
14.	Hiebert	Una	4:15.5
15.	Galtis	PSU	4:17.9
16.	Shroch	Una	4:18.2
17.	Hixson	Una	4:18.6
18.	Adent	Chem	4:18.8
19.	Voyles	Lin	4:18.8
20.	Reick	WOSC	4:19.9
21.	McMorris	LBCC	4:19.6
22.	Colburn	PSU	4:22.9
23.	Sullivan	UCC	4:23.3
24.	Becken	Lin	4:23.8
25.	Davis	PSU	4:24.2
26.	Jordan	OTC	4:24.7

110m High Hurdles

1.	Lorenz	WU	15.7
2.	Conaway	Una	16.1
3.	Wigley	GF	16.2
4.	McKee	WU	16.4
5.	Hodl	Lin	16.7

Javelin

1.	Parsley	Una	213-0
2.	Doering	Una	193-1
3.	Weinberg	Una	184-11
4.	Conaway	Una	178-8
5.	Keizur	Una	175-2
6.	Elliott	SWTC	166-8
7.	Garvey	Lin	163-2
8.	Cole	Una	160-7
9.	Gulden	Una	160-2
10.	Dmochowsky	Una	158-0
11.	Moore	SWTC	154-0
12.	Sloane	Una	150-0
13.	Fisher	Una	147-10
14.	Lambert	Una	146-7
15.	Healy	WU	143-0
16.	Connors	WU	128-6
17.	Howard	Una	113-5

Long Jump

1.	Milton	Una	22-11 $\frac{1}{2}$
2.	Connors	WU	21-7
3.	Stewart	TVCC	20-10
4.	Ferrenberg	Lin	20-10
5.	Conaway	Lin	20-8
6.	Tribble	SWOCC	20-5 $\frac{1}{4}$
7.	Coushay	PSU	20-3
8.	Wigley	GF	19-7
9.	Lorenz	WU	19-5
10.	Folker	WU	19-4 $\frac{3}{4}$
11.	Bailey	Una	19-2 $\frac{1}{4}$
12.	Sullivan	LBCC	19-2 $\frac{1}{4}$
13.	Marsters	Lin	19-1 $\frac{1}{4}$
14.	Banks	SWOCC	18-2 $\frac{1}{2}$
15.	Sloane	Una	18-2 $\frac{1}{4}$
16.	Girard	SWOCC	17-3
17.	Grosenbach	Una	16-8
18.	Krueger	Una	15-9 $\frac{3}{4}$

Triple Jump

1.	Connors	WU	44-9 $\frac{1}{2}$
2.	Trelstad	PLU	44-6 $\frac{3}{4}$
3.	Lewelling	Chem	43-10 $\frac{1}{2}$
4.	Marsters	Lin	43-8 $\frac{1}{2}$
5.	Coushay	PSU	43-3 $\frac{3}{4}$
6.	West	WOSC	41-2
7.	Smartt	WU	40-6 $\frac{1}{4}$

Mile Relay

1.	Willamette #1	3:21.8
2.	Western Oregon #1	3:22.3
3.	Willamette #2	3:32.5
4.	Unattached	3:32.7
5.	Western Oregon #2	3:49.2

High Jump

1.	Thompson	Una	6-8
2.	Lorenz	WU	6-6
3.	Wigley	GF	6-6
4.	Healy	WU	6-2
5.	Moreland	WOSC	6-2
6.	Kliwer	WU	6-0
7.	Carman	WU	6-0
8.	Anderson	Lin	5-10
9.	Bailey	Una	5-10
10.	Goetz	Chem	5-10
11.	Girard	SWOCC	nh
12.	Coushay	PSU	nh
13.	Conaway	Una	nh

400m Intermediate Hurdles

(Heat 1)

1.	Folker	WU	55.9
2.	Wardell	Una	56.8
3.	Rennen	SWOCC	58.3
4.	McKee	WU	58.3
5.	Bailey	Una	1:01.8
6.	McFall	WU	1:01.9
7.	Hodl	Lin	1:02.9

(Heat 2)

1.	DeVylde	WU	54.3
2.	Brown	NFFTC	54.9
3.	Gilbert	NNC	55.9
4.	Reason	Lin	56.1
5.	Hall	TVCC	59.7
6.	Harris	TVCC	1:02.6
7.	Gans	TVCC	1:03.2

Pole Vault

1.	Wigley	GF	13-6
2.	Harris	TVCC	12-0
3.	Miller	Una	12-0
4.	Nebert	WU	11-6
5.	Elkins	GF	nh
6.	Anderson	UCC	nh

400m Dash (Heat 1)

1.	Fahey	WOSC	50.2
2.	Holenstein	Una	50.6
3.	Hardy	PSU	51.4
4.	Foster	Una	52.7
5.	McKinnon	Una	54.6

(Heat 2)

1.	Harry	WOSC	50.1
2.	Kemphorn	PSU	52.8
3.	Hill	Una	53.1
4.	Tribble	SWOCC	53.7
5.	Heide	Una	55.5

Hammer

1.	Hill	WOSC	181-10
2.	Caster	Lin	165-1
3.	Ploen	WOSC	164-7
4.	Killinger	Lin	150-3
5.	Gorman	WU	150-2
6.	Sorenson	WOSC	145-8
7.	Dean	Lin	145-5
8.	Elkins	GF	140-5
9.	McClelland	WOSC	137-7
10.	Stone	Una	135-2
11.	Collins	Chem	131-1
12.	Cole	Una	126-6
13.	McDonald	Lin	126-5
14.	Moore	SWOCC	123-3
15.	Parsley	Una	120-0
16.	Boyer	PSU	116-1
17.	Cypert	Chem	112-3
18.	Yonc	LBCC	107-0
19.	Krowson	Una	96-9

Shotput

1.	Highberger	HWTC	47-10
2.	Sorenson	WOSC	46-3
3.	Ferguson	Una	45-3
4.	Collins	Chem	44-0
5.	Lydon	WOSC	42-0
6.	Wynn	CCC	40-9
7.	Boyer	PSU	40-9
8.	Caster	Lin	40-6
9.	Berk	WOSC	40-4
10.	Johnstone	PSU	39-10
11.	Pykkonen	WU	39-9
12.	Lorenz	WU	37-7
13.	Inglehorn	Una	37-2
14.	Trombly	Una	36-7
15.	Gorman	WU	35-11

Discus

1.	Caster	Lin	141-8
2.	Sorenson	WOSC	141-1
3.	McDonald	Lin	140-1
4.	Boyer	PSU	139-6
5.	Maddoz	GF	137-4
6.	Pykkonen	WU	134-0
7.	Collins	Una	131-4
8.	Culbert	Lin	131-0
9.	Sommer	WU	128-3
10.	Parsley	Una	124-6
11.	Killinger	Lin	121-11
12.	Winn	Una	118-3
13.	Connors	WU	116-2
14.	Elliott	SWOCC	111-10
15.	Young	SWOCC	105-8
16.	Wigley	GF	97-0
17.	Miller	Una	95-2

GEORGE FOX COLLEGE/LINFIELD

Newberg, Oregon

April 10, 1986

Scoring: 5-3-1
Relays 5-0

2:30 HAMMER THROW: P. Maddox GFC (131-3); P. Killinger L (161-3); D. Elkins GFC (146-0)
B. Caster L (165-1); M. Watts (151-10)

3:00 SHOT PUT - Women: (Men follow) P. Wittenberg GFC (38-10); C. Funk GFC (38-7)

SHOT PUT- Men: P. Killinger L (nd); B. Caster L (41-0); M. Watts GFC (45-5);
B. DeYoung L (40-8)

3:00 LONG JUMP - Men: (Women follow) J. Prevedello L (21-1); J. Fuls GFC (21-0);
K. Ferrenburg L (22-1); L. Harrison GFC (20-9); T. Hyatt GFC (20-5)

LONG JUMP - Women: S. Woodside L (16-7); L. Lind L (16-1); K. Young L (15-10);
M. Tepper L (nm)

3:00 HIGH JUMP - Women: (Men follow) L. Lind L (5-2); S. Woolsey GFC (5-2)

HIGH JUMP - Men: L. Harrison GFC (nh); S. Graham GFC (5-8); T. Townlin L (5-10);
B. Anderson L (6-2); K. Wigley GFC (6-6)

3:15 POLE VAULT: K. Stanton (nonscore); D. Elkins GFC (12-0); S. Graham GFC (12-0);
K. Wigley GFC (13-6); E. Absalon L (13-6)

After HT JAVELIN - Men: (Women follow) D. Mueller GFC (155); G. Culbert L (nd); M. Watts
GFC (154-5); R. Blanchette GFC (177-10)

JAVELIN - Women: D. Fox GFC (149-4); K. Womback L (104-0); T. Stevens L (102-3);
K. Halter L (129-10); R. Norris (Unat.)

After LJ TRIPLE JUMP: K. Marsters L (44-10); J. Fuls GFC (42-9); J. Prevedello L (45-11)

After SP DISCUS - Men: (Women follow) G. Culbert L (135-0); M. Watts GFC (133-11);
B. Caster L (141-8); P. Maddox GFC (147-7); K. McDonald L (144-0); P. Killinger L
(127-10)

DISCUS - Women: P. Wittenberg GFC (151-1); C. Funk GFC (121-7)

4:00 400m RELAY: 1: L (Tepper, Lind, Woodside, Thomson) 51.4

400 m RELAY - Men: 3: Linfield; 4: GFC (Wigley, Mueller, Fuls, Hyatt)

4:10 STEEPLECHASE: 1: E. Shelton L (10:25.2); D. Price GFC (nt); C. Kemp L(nt)

4:25 1500 m - Women: 1: A. Thatcher L (5:00.3); 2: N. Roley GFC (5:04.1)

1500 m - Men: 1: B. Frost L (nt); 2: S. Ball GFC (nt); 3: J. Segundo L (nt);
4: M. Protzman GFC (4:13.6); 5: P. Carleson L (4:12.7); 6: J. Gildehaus GFC
(nt); 7: R. Whitlow L (4:19.3); 8: T. Becker L (4:23.8); 9: S. Voyles L (4:18.8)

- 4:35 100m HH - Women: 2: K. Wilkinson GFC (15.9); 3: S. Woodside L (15.8); 4: L. Lind L (16.9); 5: S. Blakeslee L (nm)
- 110m HH - Men: 3: K. Wigley GFC (15.2); 4: D. Hodl L (16.2); 5: T. Dahlin GFC (17.1)
- 4:50 400m - Women: 3: L. Gosso L (72.2); 4: M. Miguez GFC (nm); 5: K. Wormdahl L (nm)
- 400m - Men: 3: K. Ussery L (50.2); 4: none 5: G. Will L (nt); 6: C. Perry L (nt); 7: B. Scanlon L (nt)
- 5:00 100m - Women: 4: M. Tepper L (12.9); M. Thomson L (nm)
- 100m - Men: 2: J. Prevedello L (11.8); 3: D. Mueller GFC (11.0); 4: K. Ferrenburg L (11.3); 5: T. Hyatt GFC (11.0); 6: C. Brown L (11.1); 7: L. Harrison GFC (nt); 8: M. Ewing L (nt)
- 5:10 800m - Women: 1: J. Mortensen L (2:25.3); 2: L. Bristow L (nm); 3: S. Blakeslee L (2:40)
- 800m - Men: 1: C. Kemp L (nt); 2: S. Ball GFC (2:04.8); 3: J. Alward L (nt); 4: R. Swigart GFC (nt); 5: M. Kennedy L (2:00.7) 6: B. McCready L (2:09.4); 7: C. Turner L (nt)
- 5:20 400m IH - Men: 3: R. Reason L (55.8); 4: T. Dahlin GFC (59.3); 5: D. Hodl L (62.1); R. Blanchette GFC (58.5)
- 5:35 200m - Women: 3: S. Woodside L (27.5); 4: K. Wilkinson GFC (29.3); 5: L. Gosso L (28.7); 6: K. Young L (30.1)
- 200m - Men: 3: K. Ussery L (22.3); 4: D. Mueller GFC (22.6); 5: C. Brown L (23.2); 6: T. Hyatt GFC (nt); 7: L. Harrison GFC (nt)
- 5:45 5000m - Men: 1: T. Jacobson L (16:18); 2: D. Larabee GFC (15:45); 3: M. Protzman GFC (nt)
- 3000m - Women: 1: T. Beeman L (nm); 2: N. Roley GFC (11:10.8); 3: L. Bristow L (10:55.8)
- 6:05 1600m RELAY - Women: Linfield
- 1600m RELAY - Men: 3: Linfield; 4: GFC

INDOOR
21ST ANNUAL
1986 NATIONAL CHAMPIONSHIP MEET

TEAM SCORING

1. Wayland Baptist TX	125	Wisconsin-LaCrosse	10	Moorhead State MN	4
2. Adams State CO	67	17. Saginaw Valley MI	8.75	Southern Arkansas	4
3. Oklahoma Christian	36	18. Anderson IN	8	33. Doane NE	3.5
4. Azusa Pacific CA	34	Cedarville OH	8	34. Hastings NE	2
5. Central State OK	26	Malone OH	8	Midland Lutheran NE	2
Missouri Baptist	26	Northwestern Oklahoma	8	Northwestern IA	2
7. Southwestern KS	21	School of the Ozarks MO	8	Oklahoma Baptist	2
8. Prairie View TX	17	23. Berry GA	7	38. Chicago State IL	2
9. Park MO	13	Fort Hays State KS	7	Dakota State SD	2
10. Lubbock Christian TX	10	Northwood MI	7	Loras IA	2
Nebraska Wesleyan	10	26. Pittsburg State KS	6	Panhandle State OK	2
Ottawa KS	10	Whitworth WA	6	Siena Heights MI	2
Tarkio MO	10	Wisconsin-Parkside	6	Wisconsin-Stout	2
Western State CO	10	29. Hillsdale MI	5	44. Harding AR	.75
Wisconsin-Eau Claire	10	30. Concordia NE	4		

RESULTS

60-YARD DASH

1. Alrick Munroe, Wayland Baptist TX, 6.23
2. Carlos Reynolds, Wayland Baptist TX, 6.37
3. Roscellius Pope, Wayland Baptist TX, 6.41
4. David Palmer, Concordia NE, 6.41
5. Monte Weathers, Pittsburg State KS, 6.42
6. Jimmy McGriff, Chicago State IL, 6.47

60-YARD HIGH HURDLES

1. Scott Etherton, Nebraska Wesleyan, 7.35
2. Kevin McKinley, Prairie View TX, 7.37
3. Brian Arnold, Azusa Pacific CA, 7.43
4. Matt Kriesel, Wisconsin-LaCrosse, 7.57
5. Mike Auman, Doane NE, 7.61
6. Dale Dolezal, Fort Hays State KS, 7.65

440-YARD DASH

1. Devon Morris, Wayland Baptist TX, 47.84
2. Dennis Moore, Wayland Baptist TX, 48.49
3. Travis McKinley, Adams State CO, 48.62
4. Tony King, Malone OH, 50.28
5. Carlos Reynolds, Wayland Baptist TX, 50.90
6. Kevin McGehee, Oklahoma Baptist, 52.01

600-YARD RUN

1. Devon Morris, Wayland Baptist TX, 1:10.28
2. Patrick Nwanguzo, Wayland Baptist TX, 1:11.95
3. Peter Scott, Wayland Baptist TX, 1:12.28
4. Tony King, Malone OH, 1:12.39
5. Dennis Moore, Wayland Baptist TX, 1:12.80
6. Chris Robertson, Prairie View TX, 1:14.33

880-YARD RUN

1. Maurice Smith, Adams State CO, 1:53.09
2. Kisute Kiboko, Wayland Baptist TX, 1:53.34
3. Keith Singleton, Central State OK, 1:54.18
4. Peter Scott, Wayland Baptist TX, 1:55.32
5. Anthony Leaks, Missouri Baptist, 1:57.41
6. Mark Gregory, Park MO, 1:57.61

1,000 YARD RUN

1. Kisute Kiboko, Wayland Baptist TX, 2:11.62
2. Dave More, Park MO, 2:13.23
3. Alex Torrez, Lubbock Christian TX, 2:13.49
4. Paul Dreessen, Wayland Baptist TX, 2:14.05
5. Craig Curran, Midland Lutheran NE, 2:14.43
6. Jamonty Washington, Northwood Institute MI, 2:14.56

MILE RUN

1. Mark Steward, Adams State CO, 4:08.69
2. Brian Williams, Anderson IN, 4:14.24
3. Ken Woodard, Adams State CO, 4:14.89
4. David Matherne, Berry GA, 4:15.19
5. Jeff Vanderberg, Northwestern IA, 4:15.26
6. Wade Perry, Siena Heights MI, 4:15.28

TWO-MILE RUN

1. Robert Ferguson, Adams State CO, 9:03.21
2. Tom Hill, Cedarville OH, 9:05.48
3. Dan Bryant, Missouri Baptist, 9:05.81
4. Matthew Lenz, Southwestern KS, 9:11.40
5. Glenn Roach, Berry GA, 9:12.75
6. Jack Sperber, Adams State CO, 9:12.87

THREE-MILE RUN

1. Eduardo Navas, Western State CO, 14:35.48
2. Nelson Begay, Central State OK, 14:37.68
3. Tim Renzelmann, Wisconsin-Parkside, 14:38.76
4. James Seefeldt, Adams State CO, 14:45.23
5. Robert Lemuel, Saginaw Valley State MI, 14:47.55
6. Patrick O'Grady, Berry GA, 14:47.73

MILE RELAY

1. Wayland Baptist TX (Peter Scott, Patrick Nwanguzo, Dennis Moore, Devon Morris), 3:17.32
2. Prairie View TX (Jeff Williams, Chris Robertson, Kevin McKinley, Lance Greene), 3:21.69
3. Central State OK (Doug Gonzales, Mike Cherry, Mike Hogan, Keith Singleton), 3:22.16
4. Southern Arkansas, 3:22.30
5. Lubbock Christian TX, 3:25.59
6. Loras IA, 3:32.09

TWO-MILE RELAY

1. Missouri Baptist (Gene Pitman, Gary Jones, Terry Plunkett, Anthony Leaks), 7:46.14
2. Southwestern KS (William Carter, Torey Keller, John Cato, Rick Kutt), 7:49.96
3. Oklahoma Christian (Brent Fowler, Don Smith, Scott Farris, Brett McKnight), 7:50.48
4. Central State OK, 7:52.24
5. Lubbock Christian TX, 7:53.89
6. Wisconsin-Stout, 7:57.07

DISTANCE MEDLEY RELAY

1. Adams State CO (Paul Sims, Travis McKinley, Maurice Smith, Mark Steward), 10:05.73
2. Missouri Baptist (Anthony Leaks, Tony Chatman, Gary Jones, Dan Bryant), 10:12.52
3. Oklahoma Christian (Brett McKnight, Don Smith, Brent Fowler, Scott Farris), 10:17.98
4. Park MO, 10:19.44
5. Southwestern KS, 10:19.86
6. Hillsdale MI, 10:22.08

TRIPLE JUMP

1. Curt Christiansen, Adams State CO, 15.07(49-5 1/4)
2. Loxley Walters, School of the Ozarks MO, 15.00(49-02 1/4)
3. Emmanuel Owivri, Wayland Baptist TX, 14.84(48-08 1/4)
4. Don Carter, Fort Hays State KS, 14.79 (48-06)
5. Darrell Epps, Hastings NE, 14.61 (47-11)
6. Cliff Lattin, Panhandle State OK, 14.45(47-05)

HIGH JUMP

1. Steffen Smith, Ottawa KS, 2.13 (7-0)
2. Don Raleigh, Northwestern State OK, 2.08 (6-10)
3. Mark Rohm, Wisconsin-LaCrosse, 2.08 (6-10)
4. Herb Ford, Oklahoma Christian, 2.08 (6-10)
5. Don Carter, Fort Hays State KS, 2.08 (6-10)
6. Mark Elliston, Oklahoma Baptist, 2.03 (6-08)

SHOT PUT

1. John Mago, Wisconsin-Eau Claire, 16.20 (53-01 3/4)
2. Christian Okoye, Azusa Pacific CA, 16.17 (53-00 3/4)
3. Tonyo Sylvester, Southwestern KS, 16.04 (52-07 1/2)
4. Craig Peterson, Moorhead State MN, 15.96 (52-04 1/2)
5. Steve Prokop, Azusa Pacific CA, 15.94 (52-03 3/4)
6. Adam Clark, Dakota State SD, 15.72 (51-07)

POLE VAULT

1. Jeff Hanoch, Oklahoma Christian, 4.98 (16-04)
2. Mike Stevens, Oklahoma Christian, 4.87 (16-0)
3. Mark Unicume, Whitworth WA, 4.77 (15-08)
4. Mike Meek, Pittsburg State KS, 4.77 (15-08)
5. Randy McKibbin, Doane NE, 4.57 (15-0)
Andy Bauman, Doane NE, 4.57 (15-0)
Larry Weaver, Saginaw Valley State MI, 4.57 (15-0)
Ed VanderKasij, Harding AR, 4.57 (15-0)

LONG JUMP

1. Claude Perkins, Tarkio MO, 7.32 (24-0 1/2)
2. Philmore Morris, Wayland Baptist TX, 7.30 (23-11 1/2)
3. Ivan Lowe, Northwood Institute MI, 7.14 (23-05 1/4)
4. Alrick Munroe, Wayland Baptist TX, 7.11 (23-04)
5. Teddy Booker, Oklahoma Christian, 7.05 (23-10 1/4)
6. Borns Andama, Wayland Baptist TX, 6.97 (22-08 1/2)

WEIGHT THROW

1. Mike Maynard, Azusa Pacific CA, 19.76 (64-10)
2. Christian Okoye, Azusa Pacific CA, 19.02 (62-0 1/2)
3. John Robinson, Saginaw Valley St. MI, 17.75 (58-03)
4. John Chandler, Hillsdale MI, 16.20 (52-02)
5. Dan Erwin, Central State OK, 15.74 (51-08)
6. Dan Dickey, Southwestern KS, 14.86 (48-09)

NOTE: Top 6 individuals in each event and top 3 in each relay were named NAIA All-Americans.

TEAM CHAMPIONSHIP RESULTS

YEAR	SITE	CHAMPION	POINTS	RUNNER-UP	POINTS
1966	Kansas City, MO	Southern-Baton Rouge LA	87	Fort Hays State KS	72
1967	Kansas City, MO	Southern-Baton Rouge LA	102	Texas Southern	92
1968	Kansas City, MO	Prairie View TX	70	Texas Southern	67 1/2
1969	Kansas City, MO	Eastern Michigan	96 1/3	Prairie View TX	52
1970	Kansas City, MO	Eastern Michigan	73	Prairie View TX	31
1971	Kansas City, MO	Eastern Michigan	66 3/4	Dallas Baptist TX	32
1972	Kansas City, MO	Dallas Baptist TX	30	Prairie View TX	27
1973	Kansas City, MO	Jackson State MS	43	Eastern New Mexico	37
1974	Kansas City, MO	Texas Southern	45	Jackson State MS	41
1975	Greensboro, NC	Jackson State MS	57	Eastern New Mexico	46
1976	Greensboro, NC	Jackson State MS	78	Eastern New Mexico	33 1/6
1977	Kansas City, MO	Jackson State MS	85	Oklahoma Christian/ Southern-Baton Rouge LA	38 38
1978	Kansas City, MO	Abilene Christian TX/ Jackson State MS	75 75	Southern-Baton Rouge LA (third place)	48
1979	Kansas City, MO	Jackson State MS	73	Abilene Christian TX	53 1/2
1980	Kansas City, MO	Vacant		Prairie View TX	53 1/2
1981	Kansas City, MO	Texas Southern	80	Jackson State MS	51
1982	Kansas City, MO	Saginaw Valley MI	68	Texas Southern/ Abilene Christian TX	63 63
1983	Kansas City, MO	Saginaw Valley MI	79	Texas Southern	68
1984	Kansas City, MO	Texas Southern	70	Wayland Baptist TX	62
1985	Kansas City, MO	Wayland Baptist TX	78	Texas Southern	56
1986	Kansas City, MO	Wayland Baptist TX	125	Adams State CO	67

ALL-TIME TEAM CHAMPIONSHIPS

Jackson State MS	6	Saginaw Valley MI	2	Abilene Christian TX	1
Eastern Michigan	3	Southern-Baton Rouge LA	2	Dallas Baptist TX	1
Texas Southern	3	Wayland Baptist TX	2	Prairie View TX	1

ALL-TIME INDIVIDUAL CHAMPIONSHIPS

Jackson State MS	24	Hillsdale MI	4	Westmont CA	3
Prairie View TX	24	Ouachita Baptist AR	4	Central Michigan	2
Texas Southern	23	Pittsburg State KS	4	Central State OK	2
Adams State	19	Saginaw Valley MI	4	David Lipscomb TN	2
Southern-Baton Rouge LA	18	Arkansas Tech	3	Delaware State	2
Wayland Baptist TX	16	Doane NE	3	Delta State MS	2
Abilene Christian TX	11	Emporia State KS	3	Grambling LA	2
Eastern Michigan	11	Fresno Pacific CA	3	Hampton Institute VA	2
Oklahoma Christian	10	Harding AR	3	Kearney State NE	2
Eastern New Mexico	9	Nebraska-Omaha	3	McMurry TX	2
Azusa Pacific CA	9	North Carolina Central	3	Marymount KS	2
Fort Hays State KS	8	Northwood Institute MI	3	Ottawa KS	2
Wisconsin-Parkside	7	Occidental CA	3	Pembroke State NC	2
Mississippi Valley	6	Oregon College	3	Tarleton State TX	2
Angelo State TX	5	Redlands CA	3	U.S. International CA	2
Arkansas AM&N	5	St. Cloud State MN	3	Wisconsin-LaCrosse	2
Eastern Washington	5	Southern Arkansas	3	Wisconsin-Stevens Point	2
Concordia NE	4	Southern California C.	3		

INDOOR
6TH ANNUAL
1986 NATIONAL CHAMPIONSHIP MEET

TEAM SCORING

1. Wayland Baptist	106	Jamestown ND	14	Northwestern IA	6
2. Prairie View TX	96	Wisconsin-Parkside	14	Wayne State NE	6
3. Midland Lutheran NE	26	12. Doane NE	13	21. Malone OH	4
4. Kearney State NE	24	13. Wisconsin-Stout	12	Wisconsin-LaCrosse	4
5. Wisconsin-Milwaukee	21	14. Hillsdale MI	11	23. Northern State SD	3
6. Adams State CO	20	15. Cedarville OH	10	24. Missouri Baptist	2
7. Moorhead State MN	15	16. North Florida	9	Park MO	2
Wisconsin-Eau Claire	15	17. Tarleton State TX	8	Siena Heights MI	2
9. Emporia State KS	14	18. Fort Hays State KS	6	27. Northwood MI	1

RESULTS

60-YARD DASH

1. Nzael Kyomo, Wayland Baptist TX, 6.96
2. Comfort Igeh, Wayland Baptist TX, 7.02
3. Starlette Daniels, Wayland Baptist TX, 7.09
4. Shirley Wilcots, Adams State CO, 7.15
5. Shana Ford, Prairie View TX, 7.22
6. Marcia Brown, Wayland Baptist TX, 7.26

60-YARD HURDLES

1. Brenda Jarvis, Adams State CO, 8.00
2. Lavonda Luckett, Prairie View TX, 8.05
3. Denise Williams, Wayland Baptist TX, 8.18
4. Melody Robinson, Midland Lutheran NE, 8.21
5. Martha Hans, Siena Heights MI, 8.28
6. Marie Palinkas, Hillsdale MI, 8.33

440-YARD DASH

1. Jocelyn Tatum, Prairie View TX, 55.72
2. Althea Thomas, Wayland Baptist TX, 56.96
3. Florence Ushieagu, Wayland Baptist TX, 57.91
4. Evan Williams, Prairie View TX, 57.94
5. Reater Golston, Wayland Baptist TX, 58.10
6. Wanda Clay, Prairie View TX, 1:00.58

600-YARD RUN

1. Lavonda Luckett, Prairie View TX, 1:24.46
2. Norrie McAfee, Prairie View TX, 1:25.03
3. Edith Renfro, Prairie View TX, 1:26.80
4. Cindy Heesacker, Wayne State NE, 1:26.90
5. Bernice Jackson, Park MO, 1:27.93
6. Althea Thomas, Wayland Baptist TX, 1:28.90

880-YARD RUN

1. Cathy Taylor, Prairie View A&M TX, 2:14.96
2. Teresa Lloyd, Jamestown ND, 2:15.34
3. Vonda Velgersdyk, Northwestern IA, 2:17.22
4. Anne Hills, Wisconsin-Milwaukee, 2:17.89
5. Debra Spickelmier, Kearney State NE, 2:17.99
6. Regan tenBensel, Doane NE, 2:17.99

1000-YARD

1. Jane Romig-Brooker, Cedarville OH, 2:36.13
2. Chris Goepel, Wisconsin-Eau Claire, 2:36.21
3. Teresa Lloyd, Jamestown ND, 2:36.80
4. Kathleen Ireland, Wisconsin-LaCrosse, 2:37.05
5. Sarah Hiett, Wisconsin-Parkside, 2:37.29
6. Cathy Taylor, Prairie View TX, 2:37.83

MILE RUN

1. Kelly McCammon, Emporia State KS, 5:02.09
2. Mwinga Sote, Wayland Baptist TX, 5:02.45
3. Michelle Marter, Wisconsin-Parkside, 5:04.39
4. Valarie Ambrose, Hillsdale MI, 5:06.95
5. Lenea Reinschmidt, Northern State SD, 5:07.32
6. Terry Ferlic, Wisconsin-Eau Claire, 5:12.68

TWO-MILE RUN

1. Lynn Bouche, Wisconsin-Milwaukee, 10:47.33
2. Shiela Geere, Wisconsin-Stout, 10:47.95
3. Erin Gillespie, Hillsdale MI, 10:49.75
4. Sue Meyer, Wisconsin-Stout, 10:49.77
5. Susan Stine, Emporia State KS, 10:50.11
6. Teresa Greenwood, Moorhead State MN, 10:50.72

MILE RELAY

1. Wayland Baptist TX (Starlette Daniels, Reater Golston, Florence Ushieagu, Comfort Igeh), 3:55.31
2. Prairie View TX (Lavonda Luckett, Norrie McAfee, Cathy Taylor, Jocelyn Tatum), 3:56.43
3. Adams State CO (Jody Massey, Shirley Wilcots, April Campbell, Brenda Jarvis), 4:01.86
4. Doane NE, 4:09.85
5. Missouri Baptist, 4:12.38
6. Saginaw Valley State MI, Disqualified

TWO-MILE RELAY

1. Prairie View TX (Sandra Latham, Norrie McAfee, Lavonda Luckett, Cathy Taylor), 9:17.24
2. Kearney State NE (Becky Muma, Barb Herbek, Donna Spickelmier, Deb Spickelmier), 9:28.22
3. Wisconsin-Eau Claire (Chris Goepel, Julie Johnson, Sue Kortenkamp, Terri Ferlic), 9:28.34
4. Moorhead State MN, 9:29.96
5. Wisconsin-Milwaukee, 9:32.30
6. North Florida, 9:36.14

DISTANCE MEDLEY RELAY

1. Kearney State NE (Deb Spickelmier, Tatia Harris, Barb Herbek, Donna Spickelmier), 12:10.77
2. North Florida (Kim Jarvis, Angie Mogielski, Wendy Hagsmann, Jenny Lamoreaux), 12:22.16
3. Wisconsin-Parkside (Sarah Hiett, Jacqueline Cotton, Michelle Marter, Jilleen Fobair), 12:23.16
4. Wisconsin-Milwaukee, 12:28.50
5. Emporia State KS, 12:29.97
6. Northern State SD, 12:35.46

HIGH JUMP

1. Erika Hohenstein, Moorhead State MN, 1.70 (5-7)
2. Donna Randolph, Tarleton State TX, 1.67 (5-6)
3. Sandy Andrews, Midland Lutheran NE, 1.67 (5-6)
3. Erica Knowles, Malone OH, 1.67 (5-6)
5. Shawn Nick, Midland Lutheran NE, 1.67 (5-6)
6. Julane Thayer, Northwood Institute MI, 1.67 (5-6)

SHOT PUT

1. Sharon Harrison, Prairie View TX, 15.20 (49-10 1/2)
2. Connie Hugen, Doane NE, 15.19 (49-10 1/4)
3. Brenda Wolf, Fort Hays State KS, 14.56 (47-09 1/2)
4. Beth Stuart, Kearney State NE, 13.65 (44-09 1/2)
5. Diana Asay, Wayne State NE, 13.34 (43-09 1/4)
6. Sheri Davis, Wisconsin-Milwaukee, 13.24 (43-05 1/4)

LONG JUMP

1. Comfort Igeh, Wayland Baptist TX, 6.21 (20-04 3/4)
2. Denise Williams, Wayland Baptist TX, 6.13 (20-01 1/2)
3. Shana Ford, Prairie View TX, 5.73 (18-09 3/4)
4. Penny Griffin, Wayland Baptist TX, 5.72 (18-09 1/4)
5. Jami Shores, Wayland Baptist TX, 5.48 (18-00)
6. Michelle Neal, Prairie View TX, 5.46 (17-11)

TRIPLE JUMP

1. Denise Williams, Wayland Baptist TX, 12.21 (40-00 3/4)
2. Melody Robinson, Midland Lutheran NE, 11.76 (38-07)
3. Sandy Andrews, Midland Lutheran NE, 11.25 (36-11)
4. Penny Griffin, Wayland Baptist TX, 11.12 (36-6)
5. Jami Shores, Wayland Baptist TX, 11.07 (36-4)
6. Felicia Hollister, Prairie View TX, 11.04 (36-02 1/2)

NOTE: Top 6 individuals in each event and top 3 in each relay were named NAIA All-Americans.

TEAM CHAMPIONSHIP RESULTS

<u>YEAR</u>	<u>SITE</u>	<u>CHAMPION</u>	<u>POINTS</u>	<u>RUNNER-UP</u>	<u>POINTS</u>
1981	Kansas City, MO	Jackson State MS	149	Adams State CO	53
1982	Kansas City, MO	Texas Southern	101 1/2	Prairie View TX	74
1983	Kansas City, MO	Texas Southern	111	Prairie View TX	83
1984	Kansas City, MO	Prairie View TX	92	Texas Southern	62
1985	Kansas City, MO	Adams State CO	67	Prairie View TX	64
1986	Kansas City, MO	Wayland Baptist TX	106	Prairie View TX	96

OUTSTANDING PERFORMERS

1981 Radious Jacobs, Jackson State MS
 1982 Cathy Schmidt, Saginaw Valley MI
 1983 Cathy Schmidt, Saginaw Valley MI
 1984 Tori Neubauer, Wisconsin-LaCrosse
 1985 Carol Williams, Mississippi Valley
 1986 Jane Romig-Brooker, Cedarville OH

NAIA COACHES-OF-THE-YEAR

1981 Martin Epps, Jackson State MS
 1982 Dave Bethany, Texas Southern
 1983 Porter Robinson, Texas Southern
 1984 Barbara Jacket, Prairie View TX
 1985 Milan Donley, Adams State CO
 1986 John Creer, Wayland Baptist TX

NATIONAL MEET RECORDS

60-YARD DASH

Kathrene Wallace, Texas Southern, 1984 6.79

60-YARD HURDLES

Linda Weekly, Texas Southern, 1981 7.79

440-YARD DASH

Carol Williams, Mississippi Valley, 1985 55.44

600-YARD RUN

Julie Jenkins, Adams State CO, 1984 1:21.78

880-YARD RUN

Julie Jenkins, Adams State CO, 1985 2:10.69

1000-YARD RUN

Jane Romig-Brooker, Cedarville OH, 1986 2:36.13

MILE RUN

Tori Neubauer, Wisconsin-LaCrosse, 1984 4:59.20

TWO-MILE RUN

Tori Neubauer, Wisconsin-LaCrosse, 1983 10:22.21

MILE RELAY

Mississippi Valley(Vogel Newsome,Gwen Williams, 3:46.23
 Angie Sibby,Carol D. Williams), 1982

TWO-MILE RELAY

Prairie View TX(Regina Bennett,Brynette Smith, 9:15.44
 Lavonda Luckett, Cathy Taylor), 1985

DISTANCE MEDLEY RELAY

Midland NE(Shelly Downer,Virgie Bullie, 12:02.93
 Susan Downer,Karla Christensen), 1984

HIGH JUMP

Leanna Jackson, Adams State CO, 1983 1.80(5-11)

SHOT PUT

Sharon Harrison, Prairie View TX, 1986 15.20(49-10)

LONG JUMP

Kathrene Wallace, Texas Southern, 1984 6.28(20-7 1/2)

TRIPLE JUMP

Denise Williams, Wayland Baptist TX, 1986
 12.21 (40-0 3/4)

ALL-TIME TEAM CHAMPIONSHIPS

Texas Southern	2	Jackson State MS	1	Wayland Baptist TX	1
Adams State CO	1	Prairie View TX	1		

ALL-TIME INDIVIDUAL CHAMPIONSHIPS

Prairie View TX	19	Wisconsin-Parkside	3	Emporia State KS	1
Texas Southern	15	Hampton Institute VA	2	Marquette WI	1
Jackson State MS	7	Kearney State NE	2	Mid-America Nazarene KS	1
Saginaw Valley MI	7	Midland Lutheran NE	2	Moorhead State MN	1
Adams State CO	6	Mississippi Valley State	2	Nebraska Wesleyan	1
Wayland Baptist TX	4	School of the Ozarks MO	2	Wisconsin-Eau Claire	1
Wisconsin-LaCrosse	4	Cedarville OH	2	Wisconsin-Milwaukee	1

INDIVIDUAL CHAMPIONSHIPS, 1 YEAR

<u>Seven Titles</u>		<u>Five Titles</u>		<u>Four Titles</u>	
Jackson State MS	1981	Texas Southern	1983	Prairie View TX	1982
		Prairie View TX	1986	Prairie View TX	1983
				Texas Southern	1982
				Wayland Baptist TX	1986

REPEAT CHAMPIONS

Four-Time

Kathrene Wallace, Texas Southern (60-yard dash, 1982-83-84-85)

Three-Time

Karen Waddell, Prairie View TX (shot put, 1981-82-83)

ALL-TIME INDIVIDUAL CHAMPIONS

60-YARD DASH

1981	Esther Hope, Jackson State MS, 6.99	1984	Kathrene Wallace, Texas Southern, 6.79
1982	Kathrene Wallace, Texas Southern, 6.87	1985	Kathrene Wallace, Texas Southern, 6.88
1983	Kathrene Wallace, Texas Southern, 6.91	1986	Nzael Kyomo, Wayland Baptist TX, 6.96

60-YARD HURDLES

1981	Linda Weekly, Texas Southern, 7.79	1984	Thomasina Busch, Hampton VA, 7.81
1982	Linda Weekly, Texas Southern, 7.96	1985	Maria Usifo, Texas Southern, 7.82
1983	Arnita Epps, Texas Southern, 8.06	1986	Brenda Jarvis, Adams State CO, 8.00

Team Champions Repeat in Record-Setting Meet

RUSSELLVILLE, AR—It wasn't unexpected news that Azusa Pacific CA and Prairie View TX had captured NAIA Outdoor Track & Field team titles here May 22-24, but what came as a surprise was the number of meet records shattered in the process.

For the record Azusa Pacific won its fourth consecutive men's team title (the Cougars were runners-up in 1982) while Prairie View had a close call but did hang on to win its fifth women's title in six years of NAIA women's competition (they were second in 1981—the first year).

A total of 15 meet records were established—14 of them in the women's division over the three days of competition.

In outdistancing runner-up Wayland Baptist TX, 112-78, Azusa Pacific received its usual performance from Outstanding Performer recipient Christian Okoye, who won the discus for the fourth year in a row, also winning the shot put and taking second in the hammer. Other firsts were by Patrick Nwankwo who won the 100 meter dash and anchored Azusa's winning 4 x 100 meter relay and Mike Maynard, who beat out Okoye in winning the hammer throw.

On the women's side, Prairie View won just four events but used its depth in the sprints to nip runner-up Wayland Baptist

TX, 117-100. Wayland Baptist had won both men's and women's indoor track & field championships in February.

Prairie View's Lavonda Luckett won her third consecutive 400-meter hurdle title, setting a meet record in the process. Teammate Sharon Harrison's victory in the shot put (also a meet record) was her second national crown.

Wayland Baptist, which claimed six event titles in the women's division, was led by sophomore Comfort Igeh who set national records in the long jump, 100-meter dash and 200 meter dash in earning the Outstanding Performer award. She also was a member of Wayland's winning 400 meter and sprint medley relay teams.

Other meet records to fall in the women's division included Althea Thomas of Wayland Baptist TX (200 meter prelims), Erin Gillespie of Hillsdale MI (10,000 meter run), Carol Wester of Pacific Lutheran WA (javelin), Beth Stuart of Kearney State NE (discus), Ann Manning of Portland OR (3,000 meter run), Teresa Lloyd of Jamestown ND (1,500 meter run), Britt McRoberts of Simon Fraser BC (800 meter run) and Prairie View TX (mile relay).

In the men's division Devon Morris of Wayland Baptist won the 200-meter dash and 400-meter dash, setting a meet record in the latter. **NATL**

The men's division's only other double winner (besides Morris and Okoye) was Kevin McKinley of Prairie View who both hurdles. **NATL**

MEN'S TEAM STANDINGS

1. Azusa Pacific CA 112
2. Wayland Baptist TX 78
3. Prairie View A&M TX 66
4. Adams State CO 63
5. Wisconsin-Parkside 30
6. Pittsburg State KS 28
7. Central Arkansas 22
8. Kearney State NE 16
- Point Loma Nazarene CA 16
- Western State CO 16
11. West Virginia State 12.5
12. Moorhead State MN 12
- Rio Grande OH 12
14. Henderson State AR 10
- Oklahoma Baptist 10
- Park MO 10
- Puget Sound WA 10
18. Hillsdale MI 9
- Saginaw Valley State MI 9
20. Anderson IN 8
- Eastern Oregon State 8
- Glenville State WV 8
- Graceland IA 8
- Missouri Valley 8
- Southern Oregon 8
- Southwestern KS 8
27. Bethany KS 7
28. Arkansas-Monticello 6
- Belmont TN 6
- Cedarville OH 6
- Doane NE 6
- McMurry TX 6
- School of the Ozarks MO 6
- Western Oregon 6
35. Central State OK 5
36. Berry GA 4
- Fort Hays State KS 4
- Harding AR 4
- Missouri Baptist 4
- Northern State SD 4
- Pacific Lutheran WA 4
- West Virginia Wesleyan 4
43. California Lutheran 3
- Central Washington 3
- Colorado Mines 3
- Western Washington 3
- Wisconsin-Eau Claire 3
48. Lubbock Christian TX 2.5
49. Hastings NE 2
- Midland Lutheran NE 2
- Southern Utah 2
- Westmont CA 2
- Wisconsin-Milwaukee 2
54. Aquinas MI 1
- Dickinson State ND 1
- Northwood Institute MI 1
- Olivet Nazarene IL 1
- Ouachita Baptist AR 1
- Whitworth WA 1

WOMEN'S TEAM STANDINGS

- | | |
|-------------------------------------|----------------------------------|
| 1. Prairie View A&M TX 117 | 25. Missouri Baptist 6.33 |
| 2. Wayland Baptist TX 110 | 26. Puget Sound WA 6 |
| 3. Pacific Lutheran WA 40 | Spring Arbor MI 6 |
| 4. Simon Fraser BC 34 | 28. Campbell NC 5 |
| 5. Azusa Pacific CA 22 | Wisconsin-Parkside 5 |
| 6. Hillsdale MI 20 | 30. Chadron State NE 4 |
| 7. Adams State CO 19 | Kennesaw GA 4 |
| 8. Emporia State KS 18 | Malone OH 4 |
| Fort Hays State KS 18 | Southern Colorado 4 |
| Jamestown ND 18 | Western State CO 4 |
| Northwood Institute MI 18 | 35. Western Washington 3 |
| Portland OR 18 | 36. Cedarville OH 2 |
| 13. Midland Lutheran NE 16 | Colorado Mines 2 |
| Southern Utah 16 | Manchester IN 2 |
| 15. Doane NE 14 | Western Oregon 2 |
| Kearney State NE 14 | Whitworth WA 2 |
| 17. Saginaw Valley MI 12 | Wisconsin-Milwaukee 2 |
| 18. Winona State MN 10 | 42. Arkansas-Pine Bluff 1 |
| 19. Hastings NE 8.33 | Bemidji State MN 1 |
| 20. Mid-America Nazarene KS 8 | Minnesota-Morris 1 |
| Moorhead State MN 8 | Northwestern IA 1 |
| North Florida 8 | Walsh OH 1 |
| Wisconsin-Eau Claire 8 | Wayne State NE 1 |
| 24. Northern State SD 7 | 48. Tarleton State TX 0.33 |

St. Mary's Wins Extra Inning Affair; Morales Sets Tournament Strikeout Record

SAN ANTONIO, TX—Senior outfielder Mary Kalinec scored on a passed ball in the bottom of the ninth inning to give host institution St. Mary's University a 2-1 victory over Oklahoma City and the championship of the 6th annual NAIA National Fast-Pitch Softball Tournament, May 17 at the Alva Jo Fischer Softball Complex.

The Rattlers captured the tournament title after battling back through the loser's bracket in the 16-team, double-elimination event. Ironically, Oklahoma City had sent St. Mary's to within a game of elimination with a 1-0 victory a day earlier, but the local favorite reeled off five consecutive wins including two one-run wins over the Lady Chiefs for the championship.

The championship finale was marked by a two-hour rain delay in the bottom of the fifth inning with St. Mary's holding on to a 1-0 lead. Oklahoma City pushed across a tying run in the top of the seventh to

send the game to extra innings. Kalinec opened the Rattlers' ninth with a triple and scored on the passed ball after Oklahoma City had intentionally-walked the bases full.

St. Mary's pitcher Leticia Morales was named the tournament's most valuable player. The senior right-hander pitched every inning (58) of the Rattlers' eight tournament games and established a new NAIA tournament record with 65 strikeouts. She struck out five Oklahoma City batters in the final.

In other tournament awards, Rattler outfielder Milyse Lamkin was named the recipient of the NAIA Hustle Award and St. Mary's head coach Jim Zeleznab earned national coach of the year honors.

The 1987 national tournament will be hosted by Kearney State College, slated for May 21-23 at Kearney's Harvey Park.

NAIA

1986 NAIA SOFTBALL ALL-TOURNAMENT TEAM

Pitchers

Tina Gailey, Oklahoma City
Leticia Morales, St. Mary's TX
Stephanie Teehee, Oklahoma City

Catchers

Kristi Anderson, Francis Marion SC
Kelly Smith, St. Mary's TX

Infielders

Missy Bumpus, St. Mary's TX
Kim Harris, Oklahoma City
Vicki Levensky, IUPU-Indianapolis
Renee Livell, Missouri Southern
Lisa Navas, Oklahoma City

Outfielders

Kathy Howard, Missouri Southern
Mary Kalinec, St. Mary's TX

Milyse Lamkin, St. Mary's TX
Glenna Massey, IUPU-Indianapolis

Utility Player

Laura Klamm, Washburn KS

Designated Hitter

Andrian Jonietz, St. Mary's TX

NAIA Hustle Award

Milyse Lamkin, St. Mary's TX

Most Valuable Player

Leticia Morales, St. Mary's TX

Coach of the Year

Jim Zeleznak, St. Mary's TX

1986 NAIA SOFTBALL TOURNAMENT SCORES

Thursday, May 15—Day Session

Washburn KS 3, Pacific Lutheran WA 0
Southern Utah 3, St. Mary NE 2
(9 innings)

West Florida 2, St. Xavier LA 0
IUPU—Indianapolis 2, Castleton State VT 0

Missouri Southern 9, Wheeling WV 0
St. Mary's TX 4, Spring Arbor MI 0
Wisconsin-Parkside 8, Francis Marion SC 2

Oklahoma City 3, Wilmington DE 1
St. Mary NE 2, Pacific Lutheran 0
(Pacific Lutheran eliminated)
St. Xavier 4, Castleton State 1
(Castleton State eliminated)
Spring Arbor 5, Wheeling 2
(Wheeling eliminated)
Francis Marion 3, Wilmington 0
(Wilmington eliminated)

Thursday, May 15—Evening Session

Washburn 9, Southern Utah 1
IUPU-Indianapolis 4, West Florida 0
St. Mary's TX 2, Missouri Southern 0
Oklahoma City 2, Wisconsin-Parkside 0

Friday, May 16—Day Session

Wisconsin-Parkside 4, St. Mary NE 2
(St. Mary NE eliminated)
Missouri Southern 1, St. Xavier 0
(10 innings)
(St. Xavier eliminated)
Spring Arbor 1, West Florida 0
(West Florida eliminated)
Francis Marion 3, Southern Utah 2
(Southern Utah eliminated)
IUPU-Indianapolis 6, Washburn 1
Oklahoma City 1, St. Mary's TX 0
Missouri Southern 2, Wisconsin-Parkside 0
(Wisconsin-Parkside eliminated)
Spring Arbor 3, Francis Marion 2
(9 innings)
(Francis Marion eliminated)

Friday, May 16—Evening Session

Oklahoma City 1, IUPU-Indianapolis 0
Missouri Southern 3, Washburn 2
(Washburn eliminated)
St. Mary's TX 3, Spring Arbor 0
(Spring Arbor eliminated)
St. Mary's TX 4, Missouri Southern 3
(Missouri Southern takes 4th place)

Saturday, May 17

St. Mary's TX 2, IUPU—Indianapolis 0
(IUPU—Indianapolis takes 3rd place)
St. Mary's TX 3, Oklahoma City 2
St. Mary's TX 2, Oklahoma City 1
(9 innings)
(Championship)

1986 Men's Individual Track & Field Results

100-METER DASH: 1. Patrick Nwankwo, Azusa Pacific CA, 10.58; Jeff Williams, Prairie View TX, 10.63; 3. Aaron Lang, Pittsburg State KS, 10.67; 4. Scott Ferguson, Prairie View TX, 10.71; 5. Borns Andama, Wayland Baptist TX, 10.72; 6. Greg Williams, Henderson State AR, 10.73; 7. Roscellius Pope, Wayland Baptist TX, 10.74; 8. Morris Egon, Wayland Baptist TX, 10.78.

200-METER DASH: 1. Devon Morris, Wayland Baptist TX, 21.00; 2. Borns Andama, Wayland Baptist TX, 21.17; 3. Jeff Williams, Prairie View TX, 21.35; 4. Scott Ferguson, Prairie View TX, 21.40; 5. Morris Egon, Wayland Baptist TX, 21.45; 6. Cedric Jones, Prairie View TX, 21.56; 7. Travis McKinley, Adams State CO, 21.75.

110-METER HIGH HURDLES: 1. Kevin McKinley, Prairie View TX, 13.87; 2. Herbie Apkom, Azusa Pacific CA, 14.06; 3. Phil Williams, Point Loma Nazarene CA, 14.38; 4. Brian Arnold, Azusa Pacific CA, 14.56; 5. Timothy Lane, Colorado Mines, 14.57; 6. James Gulley, Henderson State AR, 14.61; 7. Anthony House, Azusa Pacific CA, 14.88; 8. Victor Williams, Langston OK, No Mark.

400-METER HURDLES: 1. Kevin McKinley, Prairie View TX, 50.20; 2. Dennis Moore, Wayland Baptist TX, 51.11; 3. Brian Arnold, Azusa Pacific CA, 51.90; 4. Kenneth Davis, Central Arkansas, 51.98; 5. Phil Pitney, Westmont CA, 52.08; 6. Jason Brockel, Colorado Mines, 52.15; 7. Brent Hasin, Doane NE, 52.30; 8. Don Smith, Oklahoma Christian, 53.64.

400-METER DASH: 1. Devon Morris, Wayland Baptist TX, 45.07; 2. Travis McKinley, Adams State CO, 46.47; 3. Kurt Smallwood, Bethany KS, 47.21; 4. Byron Bailey, Central Arkansas, 47.28; 5. Eric Pogue, Prairie View TX, 47.35; 6. Cedric Jones, Prairie View TX, 47.76; 7. Peter Scott, Wayland Baptist TX, 47.77; 8. Patrick Nwanguzo, Wayland Baptist TX, 48.06.

1500-METER RUN: 1. Maurice Smith, Adams State CO, 3:47.33; 2. Brian Williams, Anderson IN, 3:47.97; 3. Rob Moore, Cedarville OH, 3:48.83; 4. David Matherne, Berry GA, 3:49.76; 5. Ken Rossetto, Central Washington, 3:50.07; 6. Mark Steward, Adams State CO, 3:50.50; 7. Russell Cole, Pacific Lutheran WA, 3:50.88; 8. Rob Nelson, Simon Fraser BC, 3:51.31.

5000-METER RUN: 1. Robert Ferguson, Adams State CO, 14:20.18; 2. Paul Aufdenberge, Hillsdale MI, 14:20.66; 3. Juan Diaz, Western State CO, 14:20.70; 4. Darren Miller, Rio Grande OH, 14:23.94; 5. Tim Pilling, Southern Utah, 14:24.23; 6. Craig Dickson, Adams State CO, 14:25.29; 7. Jeff Heiser, Walsh OH, 14:27.70; 8. Steve Roch, Western State CO, 14:32.45.

10,000-METER RUN: 1. Eduardo Navas, Western State CO, 29:46.34; 2. Rick Robirds, Adams State CO, 30:06.76; 3. Robert Lemuel, Saginaw Valley MI, 30:39.59; 4. Robert Ferguson, Adams State CO, 30:44.53; 5. Tim Renzelmann, Wisconsin-Parkside, 30:56.36; 6. Mike Ulrich, Olivet Nazarene IL, 31:17.38; 7. Robbie Hipwood, Adams State CO, 31:18.96; 8. Nelson Begay, Central State OK, 31:24.60.

STEEPLECHASE: 1. Chris Perrone, Park MO, 9:06.14; 2. Mark Pierson, Rio Grande OH, 9:06.48; 3. Mike Hamm, Kearney State NE, 9:09.08; 4. Brian Lenz, Southwestern KS, 9:09.80; 5. Clint Hedges, Hastings NE, 9:10.06; 6. Dan Jaquez, Adams State CO, 9:11.33; 7. Thennis Muller, Wayland Baptist TX, 9:21.97; 8. Tom Shelter, Malone OH, 9:24.99.

10,000-METER WALK: 1. Mike Stauch, Wisconsin-Parkside, 46:32.7; 2. Andy Kaestner, Wisconsin-Parkside, 46:03.9; 3. Doug Fournier, Wisconsin-Parkside, 46:50.5; 4. Mike Rohl, Wisconsin-Parkside, 47:24.0; 5. Allen James, Western Washington, 48:23.7; 6. Paul Judd, Aquinas MI, 50:34.2.

800-METER RUN: 1. Maurice Smith, Adams State CO, 1:48.41; 2. Brad Milbeck, Moorhead State MN, 1:49.57; 3. Gregg Larson, Doane NE, 1:49.70; 4. Anthony Leaks, Missouri Baptist, 1:49.77; 5. Jamie Holt, Central Arkansas, 1:49.96; 6. Keith Singleton, Central State OK, 1:50.10; 7. Kisute Koboko, Wayland Baptist TX, 1:51.14; 8. Lance Greene, Prairie View TX, 1:51.70.

4 x 100 METER RELAY: 1. Azusa Pacific CA (Herbie Apkom, Jimmy Spotville, Brian Arnold, Patrick Nwankwo), 40.58; 2. Henderson State AR (Robert Easter, Greg Williams, David Gray, James Gulley), 40.78; 3. Pittsburg State KS (Monte Weathers, Todd Harris, Mike Meek, Aaron Lang), 41.09; 4. Arkansas-Monticello (Chris Jackson, Carl Smith, Anthony Duffey, Jessie McCorvey), 41.12; 5. Central Arkansas (Buckey Nowden, Kervin Erving, Byron Bailey, Kenneth Davis), 41.54; 6. California Lutheran (Bill Tesson, Mario Riveros, Anthony Hardy, Noel

Chestnut), 41.59; 7. Doane NE, 42.15; 8. Southwestern KS, No Mark.

4 x 400 METER RELAY: 1. Central Arkansas (Jamie Holt, Byron Bailey, Kervin Erving, Kenneth Davis), 3:09.93; 2. Wayland Baptist TX (Dennis Moore, Peter Scott, Patrick Nwanguzo, Devon Morris), 3:11.50; 3. McMurray TX (Dan Gainey, Bobby Campbell, Jack Whiteley, Albert Hatcher), 3:12.32; 4. Central State OK (Doug Gonzales, Dallas Trice, Mike Cherry, Keith Singleton), 3:12.59; 5. Lubbock Christian TX (Armstrong Williams, Eli Turner, Kenrick Williams, Sherlon Didier), 3:12.69; 6. Bethany KS (Mike Gainey, Brian White, Darren Vorderbruegge, Kurt Smallwood), 3:13.39; 7. Doane NE, 3:13.74; 8. Taylor IN, No Mark.

DISCUS: 1. Christian Okoye, Azusa Pacific CA, 61:63 (201-04); 2. Ron McIntosh, Missouri Valley, 52.02 (170-08); 3. Bruce Stancell, Pittsburg State KS, 50.82 (166-09); 4. Dan Gushard, Kearney State NE, 50.52 (165-09); 5. Tony Russo, Wisconsin-Milwaukee, 49.80 (163-05); 6. John Torrence, Central Washington, 49.78 (163-04).

LONG JUMP: 1. Dennis McWhinney, Prairie View TX, 7.59 (24-11.5); 2. Philmore Morris, Wayland Baptist TX, 7.56 (24-10); 3. Alrick Munroe, Wayland Baptist TX, 7.50 (24-08); 4. Borns Andama, Wayland Baptist TX, 7.44 (24-05); 5. James Land, West Virginia State, 7.43 (24-05); 6. Ivan Lowe, Northwood Institute MI, 7.35 (24-02); 7. Herbie Apkom, Azusa Pacific CA, 7.35 (24-02); 8. Roosevelt Kent, Azusa Pacific CA, 7.32 (23-09).

HIGH JUMP: 1. Ronald Pleasant, West Virginia State, 2.10 (6-10.75); 2. Wayne Wallace, Adams State CO, 2.10 (6-10.75); 3. Jim Shaver, West Virginia Wesleyan, 2.05 (6-09); 4. Tyrone Ross, Moorhead State MN, 2.05 (6-09); 5. Shane Roberts, Fort Hays State KS, 2.05 (6-09); 6. Larry Angle, West Virginia State, 2.05 (6-09); 7. Bobby Boone, Lubbock Christian TX, 2.05 (6-09).

MARATHON: 1. James Cairns, Puget Sound WA, 2:29:19.5; 2. Greg Miller, Eastern Oregon, 2:32:43.7; 3. Joel Enderle, Belmont TN, 2:34:11.5; 4. Albert Engevik, Northern State SD, 2:38:05.9; 5. Jeff Pope, Arkansas-Monticello, 2:38:38.6; 6. Robbie Simmons, Ouachita Baptist AR, 2:39:34.0; 7. Kirk Hunter, Fort Hays State KS, 2:40:32.4; 8. Joachim Oberst, Goshen IN, 2:43:02.7.

HAMMER: 1. Mike Maynard, Azusa Pacific CA, 66:38 (217-09); 2. Christian Okoye, Azusa Pacific CA, 63.51 (208-04); 3. Glen Hill, Western Oregon, 57.63 (189-00); 4. Eric Lemasters, Azusa Pacific CA, 57.11 (187-04); 5. John Robinson, Saginaw Valley MI, 54.39 (178-08); 6. Arnie Tyler, Whitworth WA, 54.18 (177-09); 7. Tim Shannon, Pacific Lutheran WA, 53.49 (175-05); 8. Scott Rolan, Western Oregon, 52.48 (172-02).

JAVELIN: 1. Rick Simoncic, Pittsburg State KS, 75.46 (247-07); 2. Zakayo Mwinnykell, Wayland Baptist TX, 74.24 (243-07); 3. Nate Oliverson, Azusa Pacific CA, 66.58 (218-05); 4. Craig Stelling, Pacific Lutheran WA, 65.50 (214-11); 5. Richard Johnson, Wisconsin-Eau Claire, 64.28 (210-11); 6. Ron McConnell, Wisconsin-Eau Claire, 64.28 (210-11); 7. Jeff Shaw, Pittsburg State KS, 63.50 (208-04); 8. Mike Keizur, Western Oregon, 61.80 (202-09).

POLE VAULT: 1. Ron Milford, Point Loma Nazarene CA, 4.53 (16-00.75); 2. Kevin Korthius, Azusa Pacific CA, 4.80 (15-09.0); 3. Kevin Taylor, Southern Oregon, 4.80 (15-09.0); 4. Ed Vanderkaai, Harding AR, 4.70 (15-05.0); 5. Paul Ronhude, Midland Lutheran NE, 4.70 (15-05.0); 6. Larry Weaver, Saginaw Valley MI, 4.70 (15-50.0).

TRIPLE JUMP: 1. Dennis McWhinney, Prairie View TX, 15.82 (51-11); 2. Roosevelt Kent, Azusa Pacific CA, 15.71 (51-06.75); 3. Loxley Walters, School of the Ozarks MO, 15.61 (51-02.75); 4. Ricky N. Tellis, Southwestern KS, 14.87 (48-09.5); 5. Curt Christiansen, Adams State CO, 14.82 (48-07.75); 6. Jerry Hopper, Western Washington, 14.77 (48-05.5); 7. Bevan Smith, Anderson IN, 14.66 (48-01.25); 8. Herbie Apkom, Azusa Pacific CA, 14.49 (47-06.75).

SHOT PUT: 1. Christian Okoye, Azusa Pacific CA, 18.05 (59-02.75); 2. Dave Darst, Glenville State WV, 17.12 (56-02.0); 3. Dan Gushard, Kearney State NE, 17.06 (55-11.75); 4. Mike Maynard, Azusa Pacific CA, 16.90 (55-05.5); 5. Ivan Parker, Southern Oregon, 16.89 (55-05.0); 6. Dan Maher, Dickinson State ND, 16.79 (55-01.0).

DECATHLON: 1. Mark Elliston, Oklahoma Baptist, 7023; 2. Royal Brettrager, Graceland IA, 6842; 3. Dave Dangles, Azusa Pacific CA, 6721; 4. Benson Owere, Wayland Baptist TX, 6697; 5. Lindahl Lucas, California Lutheran, 6680; 6. Ryan Pischigoda, Hillsdale MI, 6470; 7. Keith Wigley, George Fox OR, 6451; 8. Wendell Donaldson, Stelling KS, 6376.


**Indicates new National Record



Comfort Igeh
Wayland Baptist TX
Women's MVP



Christian Okoye
Azusa Pacific CA
Men's MVP



**Don't Let This
Happen
to You !**

B & R Erectors Inc.

(GYM BLEACHER-REPAIR SPECIALIST)

We would like to inform you of our bleacher repair service. We repair all types of bleachers present or out-dated. Please compare your repair cost per seat verses the per seat cost of new bleachers.



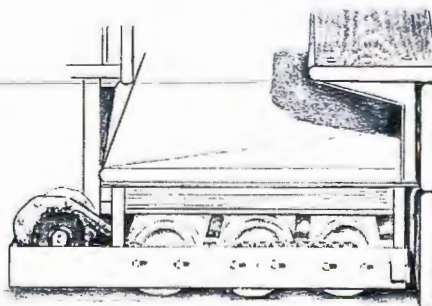
B & R ERECTORS, INC.

5918 S. Rte. 31 • Crystal Lake, Ill. 60014
815-459-6364 or 459-6634



MOVE YOUR BLEACHERS WITH EASE

Convert your bleachers to portable power or a full power system. These power systems can be installed on most present and out-dated bleachers.



1986 Women's Individual Track & Field Results

100-METER DASH: 1. Comfort Igeh, Wayland Baptist TX, 11.68**;
2. Evan Williams, Prairie View TX, 11.78; 3. Nzael Kyomo, Wayland Baptist TX, 11.93; 4. Filipa Smith, Saginaw Valley MI, 12.03; 5. Starlette Daniels, Wayland Baptist TX, 12.03; 6. Patti Harris, Prairie View TX, 12.11; 7. Jody Masser, Adams State CO, 12.17; 8. Lawanda Davis, Campbell NC, 12.26.

200-METER DASH: 1. Comfort Igeh, Wayland Baptist TX, 23.69**;
2. Evan Williams, Prairie View TX, 23.88; 3. Airat Bakare, Azusa Pacific CA, 24.08; 4. Althea Thomas, Wayland Baptist TX, 24.37; 5. Nzael Kyomo, Wayland Baptist TX, 24.65; 6. Patti Harris, Prairie View TX, 24.73; 7. Filipa Smith, Saginaw Valley MI, 24.74; 8. Freda Hancock, Southern Colorado, 24.75.

400-METER DASH: 1. Airat Bakare, Azusa Pacific CA, 51.83**;
2. Althea Thomas, Wayland Baptist TX, 52.80; 3. Reater Golston, Wayland Baptist TX, 54.44; 4. Freda Hancock, Southern Colorado, 54.57; 5. Norrie McAfee, Prairie View TX, 54.69; 6. Vera Pruitt, Saginaw Valley MI, 55.15; 7. Sandra Latham, Prairie View TX, 55.55; 8. Cindy Heesacker, Wayne State NE, 56.84.

800-METER RUN: 1. Brit McRoberts, Simon Fraser BC, 2:03.89**;
2. Teresa Lloyd, Jamestown ND, 2:07.26; 3. Cathy Taylor, Prairie View TX, 2:08.22; 4. Chris Wagner, Simon Fraser BC, 2:08.81; 5. Jane Romig Brooker, Cedarville OH, 2:09.19; 6. Sarah Hiett, Wisconsin-Parkside, 2:10.64; 7. Leah Pells, Simon Fraser BC, 2:11.73; 8. Heather Sullivan, Puget Sound WA, 2:20.74.

1500-METER RUN: 1. Teresa Lloyd, Jamestown ND, 4:23.50**;
2. Chris Goepel, Wisconsin-Eau Claire, 4:25.12; 3. Laura Johnson, Portland OR, 4:25.86; 4. Kelly McCammon, Emporia State KS, 4:26.20; 5. Jenny Lamoreux, North Florida, 4:26.47; 6. Heather Sullivan, Puget Sound, WA, 4:28.86; 7. Donna Spickelmier, Kearney State NE, 4:30.85; 8. Leah Pells, Simon Fraser BC, 4:31.31.

400-METER HURDLES: 1. Lavonda Luckett, Prairie View TX, 58.09**;
2. Karen Bell, Pacific Lutheran WA, 59.79; 3. Brenda Jarvis, Adams State CO, 1:00.08; 4. Edith Renfro, Prairie View TX, 1:00.40; 5. Felicia Sutton, Wisconsin-Milwaukee, 1:00.70; 6. Janell Massey, Western Washington, 1:00.71; 7. Jennifer Turner, Kennesaw GA, 1:01.49; 8. Martha Hans, Siena Heights MI, 1:03.43.

MARATHON: 1. Tracy Nelson, Winona State MN, 3:07:15.7; 2. Kelly Opbroek, Hastings NE, 3:08:27.6; 3. Becky Motley, North Florida, 3:18:41.2; 4. Dawn Boncotti Bohrnse, Chadron State NE, 3:19:30.2; 5. Becky Krepes, Manchester IN, 3:21:50.4; 6. Amy Nichols, Saginaw Valley MI, 3:23:41.4; 7. Aletha Stahl, Goshen IN, 3:26:06.1.

4 x 100 METER RELAY: 1. Wayland Baptist TX (Nzael Kyomo, Comfort Igeh, Starlette Daniels, Althea Thomas), 45.37; 2. Prairie View TX (Norrie McAfee, Patti Harris, Lavonda Luckett, Evan Williams), 46.12; 3. Saginaw Valley MI (Mary Clement, Vera Pruitt, Jean Tofa, Filipa Smith), 47.74; 4. Midland Lutheran NE (Vanessa Brown, Sandy Andrews, Sonia Moore, Melody Robinson), 47.84; 5. Missouri Baptist (Lorna Evans, Dorothy Young, Laura Evans, Stephanie Cameron), 48.19; 6. Arkansas-Pine Bluff (Angela Allen, Crystal Scott, Paulette Bell, Tammy Johnson), 48.32; 7. Northwood Institute MI, 48.47; 8. Moorhead State MI, No Mark.

SPRINT MEDLEY RELAY: 1. Wayland Baptist TX (Nzael Kyomo, Starlette Daniels, Comfort Igeh, Althea Thomas), 1:39.55; 2. Prairie View TX (Norrie McAfee, Patti Harris, Evan Williams, Sandra Latham), 1:41.07; 3. Northwood Institute MI (Elyse Carter, Kay Buckhault, Cynthia Merritt, Cicilie Murdock), 1:44.57; 4. Simon Fraser BC (Alana Kripps, Lana Jolly, Celina Owen, Brit McRoberts), 1:46.38; 5. Missouri Baptist (Lorna Evans, Laura Evans, Dorothy Young, Stephanie Cameron), 1:46.64; 6. Wayne State NE (Linda Snitzler, Ann Eseminger, Missy Staltenburg, Cindy Heesacker), 1:46.72; 7. Midland Lutheran NE, 1:47.91; 8. Saginaw Valley MI, 1:49.56.

3000-METER RUN: 1. Ann Manning, Portland OR, 9:34.69**;
2. Kelly McCammon, Emporia State KS, 9:39.97; 3. Lenae Reinschmidt, Northern State SD, 9:45.60; 4. Michelle Marter, Wisconsin-Parkside, 9:47.32; 5. Valerie Hilden, Pacific Lutheran WA, 9:49.09; 6. Doris Watson, Adams State CO, 9:52.83; 7. Marj VanDyke, Hillsdale MI, 10:07.78; 8. Lynn Bouche, Wisconsin-Milwaukee, No Mark.

5000-METER RUN: 1. Erin Gillespie, Hillsdale MI, 16:56.64; 2. Jolene Fisher, Southern Utah, 17:03.12; 3. Susan Stine, Emporia State KS, 17:10.49; 4. Kathy Nichols, Pacific Lutheran WA, 17:24.51; 5. Jane Reaves, Adams State CO, 17:29.54; 6. Marlene Calimus, Northern State

SD, 17:37.84; 7. Dolores Montgomery, Western Washington, 17:55.95; 8. Jodi Williamson, Taylor IN, 17:56.40.

10,000 METER RUN: 1. Erin Gillespie, Hillsdale MI, 35:06.51**;
2. Jolene Fisher, Southern Utah, 36:15.60; 3. Kathy Nichols, Pacific Lutheran WA, 36:44.00; 4. Shelia Barrett, Western State CO, 37:24.03; 5. Kirsty Johnston, Portland OR, 37:29.32; 6. Mary Ostlund, Puget Sound WA, 38:05.60; 7. Mary Schrader, Northern State SD, 38:20.06; 8. Kathy Boone, Southwestern KS, 38:20.42.

100-METER HURDLES: 1. Brenda Jarvis, Adams State CO, 13.87;
2. Lavonda Luckett, Prairie View TX, 14.02; 3. Melody Robinson, Midland Lutheran NE, 14.06; 4. Denis Williams, Wayland Baptist TX, 14.11; 5. Dorothy Young, Missouri Baptist, 14.33; 6. Teri Vanwechel, Northwestern IA, 14.59; 7. Martha Hans, Siena Heights MI, 14.63; 8. Stephanie Cameron, Missouri Baptist, 15.80.

LONG JUMP: 1. Comfort Igeh, Wayland Baptist TX, 6.43 (21-01.25);
2. Denise Williams, Wayland Baptist TX, 6.28 (20-07.25); 3. Michelle Neal, Prairie View TX, 6.16 (20-02.5); 4. Lawanda Davis, Campbell NC, 6.01 (19-08.75); 5. Jami Shores, Wayland Baptist TX, 5.83 (19-01.5); 6. Lana Jolly, Simon Fraser BC, 5.82 (19-01); 7. Edith Renfro, Prairie View TX, 5.72 (18-09.25); 8. Davona Randolph, Tarleton State TX, 5.67 (18-07.25).

HIGH JUMP: 1. Denise Bruce, Pacific Lutheran WA, 1.75 (5-09);
2. Erika Hohenstein, Moorhead State MN, 1.72 (5-08); 3. Julane Thayer, Northwood Institute MI, 1.72 (5-08); 4. Erica Knowles, Malone OH, 1.70 (5-07); 5. Shawn Nick, Midland Lutheran NE, 1.70 (5-07); 6. Davonda Randolph, Tarleton State TX, 1.65 (5-05); 7. Kelly Cox, Missouri Baptist, 1.65 (5-05); 8. Ellen Johnson, Hastings NE, 1.65 (5-05).

HEPTATHLON: 1. Edith Renfro, Prairie View TX, 4870**;
2. Deb Moore, Fort Hays State KS, 4641; 3. Karen Rodd, Spring Arbor MI, 4502; 4. Karen Martin, Midland Lutheran NE, 4500; 5. Sharon Jensen, Western Oregon, 4472; 6. Leslie Ryman, Walsh OH, 4414; 7. Jean Kolarik, Emporia State KS, 4372; 8. Deborah Meyer, Moorhead State MN, 4282.

4 x 400 RELAY: 1. Prairie View TX (Cathy Taylor, Norrie McAfee, Sandra Latham, Lavonda Luckett), 3:37.67; 2. Wayland Baptist TX (Reater Golston, Donita Perry, Denise Williams, Florence Ushieagn), 3:42.15; 3. Northwood Institute MI (Jamie Bettis, Kay Buckhault, Cynthia Merritt, Cicilie Murdock), 3:48.03; 4. Azusa Pacific CA (Maura Bookout, Sherri Pozel, Kim Hayes, Airat Bakare), 3:49.58; 5. Western Washington (Hollie Watson, Janell Massey, Lola Johnston, Kathy Miller), 3:50.05; 6. Simon Fraser BC (Alana Kripps, Celina Owen, Chris Wagner, Brit McRoberts), 3:51.5; 7. Doane NE, 3:52.19; 8. Missouri Baptist, 4:02.56.

SHOT PUT: 1. Sharon Harrison, Prairie View TX, 15.34 (50-04);
2. Connie Hugen, Doane NE, 15.02 (49-03.5); 3. Brenda Wolf, Fort Hays State KS, 14.55 (47-09); 4. Beth Stuart, Kearney State NE, 13.79 (45-03); 5. Sarah E. Thaler, Colorado Mines, 13.70 (44-11.5); 6. Liz Mulvihill, Bemidji State MN, 13.55 (44-05.5); 7. Netta Bridgewater, Prairie View TX, 13.43 (44-00.75); 8. Sheri Davis, Wisconsin-Milwaukee, 13.22 (43-04.5).

DISCUS: 1. Beth Stuart, Kearney State NE, 49.12 (161-02)**;
2. Marie Frees, Mid-America Nazarene KS, 47.90 (157-02); 3. Connie Hugen, Doane NE, 44.56 (146-02); 4. Brenda Wolf, Fort Hays State KS, 44.34 (145-06); 5. Joey Clossen, Azusa Pacific CA, 44.28 (145-03); 6. Sharon Harrison, Prairie View TX, 42.52 (139-06).

JAVELIN: 1. Carol Wester, Pacific Lutheran WA, 51.26 (168-02)**;
2. Karen Murray, Simon Fraser BC, 46.68 (153-02); 3. Eileen Voldatti, Simon Fraser BC, 46.42 (152-03); 4. Patricia Perry, Puget Sound WA, 45.32 (148-08); 5. Gwen Keiser, Whitworth WA, 45.24 (148-05); 6. Leanne Plum, Campbell NC, 45.14 (148-01); 7. Kimberly Peters, Northern Montana, 44.44 (145-09); 8. Casey Payne, Azusa Pacific CA, 44.30 (145-04).

TRIPLE JUMP: 1. Denise Williams, Wayland Baptist TX, 12.06 (39-06.75); 2. Michelle Neal, Prairie View TX, 12.03 (39-05.75); 3. Patti Harris, Prairie View TX, 11.85 (38-10.5); 4. Jennifer Turner, Kennesaw GA, 11.82 (38-09.5); 5. Felicia Hollister, Prairie View TX, 11.67 (38-03.5); 6. Theresa Kusant, Minnesota-Morris, 11.42 (37-05.5); 7. Kristi Eitzmann, Kearney State NE, 11.39 (37-04.25); 8. Rochelle Moore, Malone OH, 11.35 (37-03).

**Indicates new National Record

Svantesson leads Flagler to Clean Sweep

KANSAS CITY, MO—Flagler College FL swept to individual titles in both singles and doubles and captured the team title in the 35th annual NAIA National Men's Tennis Championships, May 19-23, at the Rockhill Tennis Club.

Senior Tobias Svantesson led the way for the Saints, involved in 15 of Flagler's winning total of 33 points. The Swedish native lived-up to his number one seeding in singles, recording a quick 6-1, 6-1 victory over Thomas Ljung of Belhaven MS in the championship final, then teamed up with Per Asklund to record a 6-4, 6-7 (1-7), 6-2 win over YaYa Doumbia and Patrick Ronneke of Lander SC in doubles.

Svantesson was the unanimous choice for the prestigious Ward-Ballinger Award, presented to the outstanding player in the tournament.

Flagler became the first team since Southwest Texas State in 1982 to sweep the singles, doubles and team titles. It was the Saints' second team title, having previously captured the national championship in 1977.

Ljung was the "Cinderella story" of the tournament, the 15th-seeded player performing beyond expectation enroute to the final. But he double-faulted seven times and lost his serve five times in the championship to dash any hopes of a singles title.


The doubles championship match featured the tournament's top two seeded teams, but Doumbia and Ronneke of Lander could not pull an upset, losing serve twice in the third set after evening the match on a tie-breaker in the second.

Flagler finished ahead of defending champion Lander, which was three back in second place with 30 points. Auburn-Montgomery AL achieved its highest finish ever with a third place showing and 26 points, while Belhaven College rounded out the top four with 25 points, its fourth straight year in the top four.

In other awards, Auburn-Montgomery's Darold Dunlavy was voted the NAIA National Coach of the Year, Svantesson was the NAIA-ITCA Senior Player of the Year, Chris Gregorson of Whitman WA was the NAIA-ITCA Rookie Player of the Year and Lander's Ajai Srinivasan won the NAIA-ITCA Arthur Ashe Award given to the top scholar-athlete. *NAIA*

MEN'S TEAM STANDINGS

1. Flagler FL	33	Wisconsin-Stout	5
2. Lander SC	30	26. Arkansas Tech	4
3. Auburn-Montgomery AL	26	Birmingham-Southern AL	4
4. Belhaven MS	25	Concordia NY	4
5. Texas-Tyler	20	Denver CO	4
6. North Florida	18	Emporia State KS	4
7. Charleston SC	17	31. Carson-Newman TN	3
8. Guilford NC	15	Fairmont State WV	3
Southwest Baptist MO	15	Freed-Hardeman TN	3
10. Oklahoma City	13	Marion IN	3
Presbyterian SC	13	Northwood Institute MI	3
12. Hardin-Simmons TX	12	Westminster PA	3
13. Westmont CA	11	37. Graceland IA	2
14. Whitman WA	10	Franklin Pierce NH	2
15. West Florida	9	Linfield OR	2
16. Brigham Young-Hawaii	8	Metro State CO	2
17. Pacific Lutheran WA	7	Northern State SD	2
Willamette OR	7	42. Bluffton OH	1
19. Central State OK	6	Charleston WV	1
St. Edward's TX	6	Georgetown KY	1
Trevecca Nazarene TN	6	Greenville IL	1
22. Baker KS	5	Kearney State NE	1
Grand Canyon AZ	5	Midland Lutheran NE	1
St. Francis IL	5	Minnesota-Duluth	1




Tobias Svantesson (right) and Per Asklund (center) of Flagler College FL accept the 1986 NAIA men's doubles championship awards from Murray Murdoch of Cedarville College OH, member of the NAIA Tournament Committee. Svantesson and Asklund defeated YaYa Doumbia and Patrick Ronneke of Lander College SC 6-4, 6-7 (5-7), 6-2 to capture the doubles final.

Wendell D. Ho

32nd ANNUAL

DISTRICT 2 TRACK & FIELD CHAMPIONSHIPS



May 9-10, 1986

NAIA DISTRICT CHAMPIONSHIPS

May 8-9-10, 1986
Time Schedule

Thursday, May 8th

Confirmation Meeting

Friday, May 9, 1986

11:50 ~~10:30~~ Hammer Throw (M) @WOSC
 1:30 ~~12:00~~ Discus Throw (W,M)
 12:00 Long Jump (M,W)
 800 Medley Relay (W)
 12:15 10,000 (M)
 12:55 10,000 (W)
 1:45 3000 (W)
 2:00 High Jump (M)
 2:05 High Hurdles Heats (W,M)
 2:25 400 Heats (W,M)
 2:45 100 Heats (W,M)
 3:05 800 Heats (W,M)
 3:25 400 Hurdle Heats (W,M)
 3:45 200 Heats (W,M)
 4:05 Steeplechase (M)
 5:00 Coaches Meeting

*women High Hurdles
 200*

*men
 100
 200
 400H*

Saturday, May 10

12:00 Shotput (M,W)
 Javelin (W,M)
 Pole Vault (M)
 10,000 WALK
 High Jump (W)
 Triple Jump (M,W)
 1:30 400 Relay (Women, then men,
 all running events)
 1:45 1500
 2:00 High Hurdles
 2:15 400
 2:30 100
 2:45 800
 3:00 400 Hurdles
 3:15 200
 3:30 5000
 4:15 1600 Relay
 4:30 Team Championship Awards

NAIA DISTRICT #2 TEAM CHAMPIONS
TRACK & FIELD

MEN'S TEAMS

1955	Lewis & Clark	Eldon Fix
1956	Lewis & Clark	Eldon Fix
1957	Lewis & Clark	Eldon Fix
1958	Lewis & Clark	Eldon Fix
1960	Portland State	Ralph Davis
1961	Portland State	Ralph Davis
1962	Southern Oregon	Dan Bulkley
1963	Southern Oregon	Dan Bulkley
1964	Southern Oregon	Dan Bulkley
1965	Lewis & Clark	Eldon Fix
1966	Lewis & Clark	Eldon Fix
1967	Lewis & Clark	Eldon Fix
1968	Lewis & Clark	Eldon Fix
1969	Lewis & Clark	Eldon Fix
1970	Oregon College	Don Spinas
1971	Oregon College	Don Spinas
1972	Oregon College	Don Spinas
1973	Oregon College	Don spinas
1974	Oregon College	Don Spinas
1975	Linfield	John Knight
1976	Linfield	John Knight
1977	Lewis & Clark	Eldon Fix
1978	Lewis & Clark	Eldon Fix
1979	Southern Oregon	Stan Goodell
1980	George Fox	Rich Allen
1981	Lewis & Clark	Eldon Fix
1982	Willamette	Charles Bowles
1983	Willamette	Charles Bowles
1984	Willamette	Charles Bowles
1985	Western Oregon	Don Spinas

WOMEN'S TEAMS

1983	Willamette	Charles Bowles
1984	Willamette	Charles Bowles
1985	Portland	Mike Johnson

NAIA DISTRICT 2 RECORDS (Women)

100	12.1	Antonette Blythe	Northwest Nazarene	1983
200	25.8	Tammy Moland	Willamette	1983
400	58.7	Kelly Wosepka	U. of Portland	1983
800	2:16.3	Julie Blum	Willamette	1985
1500	4:33.3	Ann Manning	Portland	1985
3000	9:33.6	Ann Manning	Portland	1985
5000	16:58.8	Clare Krill	Portland	1985
10000	37:41.1	Molly Ostlund	Portland	1985
100 HH	15.3	Lisa Jacobs	Lewis & Clark	1985
400 LH	1:03.1	Petra Johnson	Linfield	1985
400 Relay	49.1	Galloway, Wirth Johnson, Blythe	Northwest Nazarene	1983
Mile Relay	3:59.4		Linfield	1985
Long Jump	18-2 3/4	Cindy Fulks	Western Baptist	1983
High Jump	5-3 1/4	Melody Groeneveld	George fox	1983
Shot Put	44-3 1/4	Paige Daugherty	Lewis & Clark	1985
Discus	140-3	Wanda Strutko	Leiws & Clark	1985
Javelin	152-9	Sandy Bean	Southern Oregon	1985
Heptathlon	4547	Sharon Jensen	Western Oregon	1986
800M Medley	1:50.4	Moland, Klein, Slavich, Roth	Willamette	1984

NAIA DISTRICT 2 RECORDS (Men)

100	10.4	Greg Griffin	George Fox	1977
		Terry Hendrix	Southern Oregon	1983
200	21.1	Keith Shriver	Linfield	1969
		Mark Burt	Pacific	1976
400	47.2	Carl Shaw	Linfield	1976
800	1:50.8	Bruce Vogel	Oregon College	1972
1500	3:49.7	Steve Hills	Northwest Nazarene	1975
Steeplechase	8:53.9	Kelly Jensen	Southern Oregon	1978
5000	14:22.4	Steve Blikstad	George Fox	1979
10000	30:25.3	Don Stearns	Eastern Oregon	1981
110m H	14.0	Rick Fergesen	Lewis & Clark	1977
400m I.H.	52.1	Tim Gilbert	Northwest Nazarene	1978
400 Relay	41.7	Carter, Lazelle Smith, King Koroma, Reynolds Neeley, Griffin	Linfield	1976
Mile Relay	3:14.8	Lazelle, Minors Carter, Shaw	Linfield	1976
Shotput	56-5 1/2	Ken Patera	Portland State	1963
Discus	170-11	Harland Yriarte	Southern Oregon	1969
Javelin	249-6	Tony Grant	Oregon Tech	1972
Hammer	168-11	Scott Burkhart	Lewis & Clark	1975
High Jump	6-10 1/4	Scott Wallace	Willamette	1980
Long Jump	23-11 1/4 ^{24-1 1/2}	Karl Koenig ^{Ron Miley}	Oregon College	1978 ⁸⁴
Triple Jump	48-10 1/4 ¹⁵⁻⁴	Randy Jones	Pacific	1979
Pole Vault	15-7	Dave McDonald ^{Mark uncin}	George Fox	1969 ⁸⁴
Decathlon	7154	Mark Burt	Pacific	1976
Marathon	2:22:06	Larry Miller	Southern Oregon	1974
10000 Walk	48:35.5	Sam Shick	Lewis & Clark	1979

DISTRICT TRACK & FIELD CHAMPIONSHIPS - WILLAMETTE - May 10-11, 1985 (Women)

TEAM SCORES - Univ. of Portland, 143; Western Oregon, 133; Lewis & Clark, 93; Willamette, 77; Linfield, 76; Southern Oregon, 62; George Fox, 21; Northwest Nazarene, 17; Pacific, 9.

100 METERS - Sheron Wegener, WOSC, 12.5; Carrie Pizer, UP, 12.6; Lisa Nichols, L, 12.6; Cathy Buhler, UP, 12.6; Cathy Seuell, WOSC, 12.7; Shana Galloway, NNC, 12.8.

200 METERS - Sheron Wegener, WOSC, 26.5; Carrie Pizer, UP, 26.6; Cathy Seuell, WOSC, 26.9; Cathy Buhler, UP, 27.1; Chana Galloway, NNC, 27.2; Laurie Hanson, WOSC, NT.

400 METERS - Jeanette Blum, WU, 1:00.6; Radona Howard, WOSC, 1:04.7; Holly Duncan, NNC, 1:06.5.

800 METERS - Julie Blum, WU, 2:16.3; Ann Manning, UP, 2:16.6; Kathy Healey, WOSC, 2:19.7; Kathryn O'Leary, WOSC, 2:20.3; Lisa Sieverling, L, 2:20.3; Megan Finaly, L&C, 2:20.3.

1500 METERS - Ann Manning, UP, 4:33.3; Kristy Johnston, UP, 4:46.1; Julie O'Leary, WOSC, 4:50.3; Mary Hillenkamp, UP, 4:53.6; Janet Mortensen, L, 5:02.5, Kelli Cammack, WU, 5:03.8.

5000 METERS - Clare Krill, UP, 16:58.8; Kara Crisifulli, WU, 17:30.0; Molly Ostlund, UP, 18:04.8; Julie Mullin, UP, 18:47.9; Laurie Underwood, L&C, 19:31.0, Jenny Sanders, WU 19:32.7.

10,000 METERS - Molly Ostlund, UP, 37:41.1; Marilyn Fishback, WU, 40:05.9; Jenny Sanders, WU, 40:21.1; Tammy Jarolimek, WOSC, 41:26.3; Kathleen Welland, L&C, 41:49.8; Krista Dierks, WU, 42:04.0.

100 HURDLES - Lisa Jacobs, L&C, 15.3; Shelly Woodside, L, 15.8; Sarah Lowell, L&C, 15.9; Sharon Jensen, WOSC, 16.2; Gina Walker, SOSC, 17.6.

400 HURDLES - Petra Johnson, L, 1:03.1; Ila Amos, SOSC, 1:04.7; Linda Brock, UP, 1:05.8; Lisa Jacobs, L&C, 1:07.2; Sharon Jensen, WOSC, 1:08.6; Melinda Carter, NNC, 1:13.0.

3000 METERS - Ann Manning, UP, 9:33.6; Clare Krill, UP, 9:48.7; Kara Crisifulli, WU, 10:04.4; Kristy Johnston, UP, 10:08.4; Mary Hillenkamp, UP, 10:23.6; Julie Mullin, UP, 10:37.9.

JAVELIN - Sandy Bean, SOSC, 152'9"; Regina Norris, PAC, 149'4"; Cyd McCormick, WOSC, 143'2"; Debbie Barnhurst, WOSC, 141'7"; Karen Carpenter, NNC, 120'9".

DISCUS - Wanda Strutko, L&C, 140-3; Paula Wittenberg, GFC, 132-10; Debbie Garrison, SOSC, 127-10; Cyd McCormick, WOSC, 126-5; Paige Daugherty, L&C, 118; Torie Myers, PAC, 115.

SHOTPUT - Paige Daugherty, L&C, 44'3 $\frac{1}{4}$ "; Allyson Kendall, WOSC, 40'7"; Debbie Garrison, SOSC, 38'9 $\frac{1}{4}$ "; Robyn Mann, L&C, 37'10-3/4"; Paula Wittenberg, GFC, 37'8 $\frac{1}{4}$ "; Vickie Hissong, WOSC, 37'3".

HIGH JUMP - Sue Woolsey, GFC, 5'3"; Kathy Moore, WILL, 5'2"; Lisa Hertz, SOSC, 5'0"; Tisha Steimle, L&C, 4'10"; Kathleen Kincheloe, L, 4'10"; Sandy Duchow, L&C, 4'10".

LONG JUMP - Mary Dodson, SOSC, 17-0 $\frac{1}{4}$ "; Sharon Jensen, WOSC, 16-11 $\frac{3}{4}$ "; Shelly Woodside, L, 16-10; Pam Patrick, SOSC, 15-10 $\frac{3}{4}$ "; Sandy Duchow, L&C, 15-10 $\frac{1}{4}$ "; Chris Chua, NNC, 14-6 $\frac{3}{4}$.

400 RELAY - University of Portland, 49.2; Linfield, 49.7; Western Oregon, 50.2; Southern Oregon, 51.0; Willamette, 51.6; Lewis & Clark, 51.9.

MILE RELAY - Linfield, 3:59.4; University of Portland, 4:00.4; Western Oregon, 4:04.1; Willamette, 4:04.3; Southern Oregon, 4:07.3.

2 MILER - Western Oregon, 9:50.0; Lewis & Clark, 10:32.7; Willamette, 11:16.0.

SPRINT MEDLEY RELAY - University of Portland, 1:50.8; Linfield, 1:51.9; Willamette, 1:54.2; Southern Oregon, 1:54.8; Lewis & Clark, 1:55.5; Western Oregon, 1:55.6.

MEN
DISTRICT TRACK & FIELD CHAMPIONSHIPS - GEORGE FOX - May 10 & 11, 1985

TEAM SCORES - Western Oregon 153; Willamette 140; Linfield 119; Lewis & Clark 97; Southern Oregon 90; George Fox 70; Northwest Nazarene 43; Pacific 0.

100 METERS - Tom Mell, L&C, 10.6; Torrae Harry, WOSC, 10.6; Rich Torquato, WU, 10.7; Greg Beery, L&C, 10.8; Brian Gillstrap, WU, 10.9; Kelly Ferrenburg, L, 11.0.

200 METERS - Greg Will, L, 21.9; Torrae Harry, WOSC, 22.0; Tom Mell, L&C, 22.1; Karlin Findling, WOSC, 22.2; Greg Beery, L&C, 22.6; Tim Biamont, WOSC, 22.7.

400 METERS - Karl Findling, WOSC, 48.5; Jim Fahey, WOSC, 49.1; Mike Gilbert, NNC, 49.2; Sid Elliott, WU, 49.3; Dean Raan, GF, 49.5; David Searce, WU, 49.7.

800 METERS - Tom Geiger, L&C, 1:53.7; Rob MacGinnittie, WU, 1:53.8; John Mike McHugh, WOSC, 1:54.9; Brandt Lind, WOSC, 1:55.6; Mike Dixon, WOSC, 1:56.0; Steve Uomini, WU, 1:56.7.

1500 METERS - Jesse Gore, L, 3:53.8; Brandt Lind, WOSC, 3:56.2; Dave Beck, SOSC, 3:58.0; Andy Mitchell, WU, 3:59.7; Mark Mohnen, WOSC, 4:00.2; Ken James, WOSC, 4:00.8.

5000 METERS - Mike Friess, L, 14:47.2; Joe Alward, L, 14:57.8; James Wyatt, L, 14:59.5; David Gilroy, WU, 15:01; Paul Yunker, WU, 15:20; Bob Frost, L, 15:22.2.

10,000 METERS - James Wyatt, L, 31:47; Paul Yunker, WU, 31:50; David Gilroy, WU, 31:54; Bob Frost, L, 32:17; Ray Whitlow, L, 32:18; Jeff Wilson, L&C, 32:47.

110 METER HIGH HURDLES - Adolphus Onus, GF, 14.1; Tim Rupp, SOSC, 15.0; Curtis Thorne, WU, 15.1; Tyler Graham, WU, 15.1; Bob DeVyldere, WU, 15.5; Craig McKee, WU, 15.8.

400 METER INTERMEDIATE HURDLES - Dave Erickson, L, 53.6; Bob DeVyldere, WU, 54.1; Tim Rupp, SOSC, 55.1; Tyler Graham, WU, 55.4; Scott Wallace, NNC, 56.7; Dave Driesner, GF, 57.8.

STEEPLECHASE(3000M) - John Oord, NNC, 9:31.5; James Edmark, WU, 9:32.7; Ken James, WOSC, 9:37.5; Duke Ritenhouse, L&C, 9:42.0; Ron Ares, L&C, 9:47.3; Tom Geiger, L&C, 9:52.2.

JAVELIN - Mike Keisur, WOSC, 219-10; Dave Wagner, L, 212-4; Eric Nelson, WOSC, 208-5; Doug Ladd, WOSC, 205-9; Brad Bales, WU, 201-8; Doug Edwards, NNC, 199-1.

DISCUS - Jim Parker, SOSC, 154-5; Deron Lord, L&C, 153; Nathan Whitham, GFC, 151-5; Randy Settell, SOSC, 150-4; Mike Watta, GFC, 148-6; Paul Maddox, GFC, 145-7.

SHOTPUT - Randy Settell, SOSC, 53-1 1/2; Ivan Jim Parker, SOSC, 52-2 1/4; David Novotney, WU, 51-9; Mike Pressley, L&C, 51-5 3/4; Deron Lord, L&C, 48-9 3/4; Hank Wyborne, NNC, 44-11 1/2.

HAMMER - Derron Lord, L&C, 160-6; Scott Polen, WOSC, 157-10; Nathan Whitham, GFC, 156-4; Larry Burris, WOSC, 151-11; Jim Gorman, WU, 151-9; Kyle Kobow, Lin, 148-7;

HIGH JUMP - Joe Hill, SOSC, 6-8 1/2; Keith Wigley, GFC, 6-5; Larry Conaway, WOSC, 6-3; Shaun Granger, SOSC, 6-1; Pat Meyer, L&C, 6-1; Scott Healy, WU, 5-11.

POLE VAULT - Kevin Taylor, SOSC, 14-6; Randy Coombs, L&C, 13-10; Mike Gilbert, NNC, 13-6; Doug Edwards, NNC, 13-6; Kelly Carter, WOSC, 13-6; Ken Helm, WU, 13-6.

LONG JUMP - Larry Conaway, WOSC, 22-4 3/4; Kevin Connors, WU, 22-3; Kelly Ferrenburg, Lin, 21-10 1/2; Dave Erickson, Lin, 21-9 1/2; Randy Folker, WU, 21-6; Ron Mobley, WOSC, 21-4.

TRIPLE JUMP - Kevin Connors, WU, 47-3; Jeff Bowman, Lin, 44-4 1/2; John Prevedello, Lin, 44-4; Kele Marsters, Lin, 43-7 1/2; Shaun Granger, SOSC, 42-7 1/2; Scott Anderson, WOSC, 42-1.

400 RELAY - Western Oregon, 41.9; Lewis & Clark, 42.2; Willamette, 43.2; Southern Oregon, 43.9; Northwest Nazarene, 45.3.

MILE RELAY - Western Oregon, 3:19.2; George Fox 3:19.4; Willamette, 3:22.7; Northwest Nazarene, 3:24.0; Linfield, 3:24.3; Lewis & Clark, 3:24.3.

10K WALK - Trent Jones, L&C, :51:19.6; Randy Jacobs, WU, :51:21.2; Jeff Kilday, WU, :58:11.9; Dan Price, GFC, :59:40.8; Mark Willaman, SOSC, 1:00:55.0; Troy O'Donnell, WU, 1:02:18.4.

EASTERN OREGON

Women's Coach:
Daniel Kavet

- 101. Evers, Diane
- 102. McCadden, Dixie
- 103. O'Leary, Megan

Men's Coach: Daniel Kavet

- 101. Beetchenow, Randy
- 102. Clair, Fred
- 103. Jensen, Eric
- 104. Miller, Corey
- 105. Rankin, Ken
- 106. Reich, Phil

GEORGE FOX COLLEGE

Women's Coach:
Rich Allen

- 110. Fox, Denise
- 111. Funk, Cheryl
- 112. Roley, Nancy
- 113. Wilkinson, Karen
- 114. Wittenberg, Paula
- 115. Woolsey, Sue

Men's Coach: Rich Allen

- 110. Ball, Scott
- 111. Blanchette, Rich
- 112. Dahlin, Tim
- 113. Elkins, Dave
- 114. Fuls, Jerry
- 115. Gildehaus, Jerred
- 116. Graham, Steve
- 117. Harrison, Les
- 118. Hyatt, Tim
- 119. Larabee, Dwight
- 120. Maddox, Paul
- 121. Mueller, David
- 122. Price, Dan
- 123. Protzman, Mark
- 124. Stanton, Kevin
- 125. Swigart, Randy
- 126. Watts, Mike
- 127. Wigley, Keith

LINFIELD COLLEGE

Women's Coach:
Rudy Pearson

- 140. Beeman, Teresa
- 141. Bristow, Laurie
- 142. Gosso, Lori
- 143. Halter, Kim
- 144. Johnson, Petra
- 145. Lind, Lisa
- 146. Mortensen, Janet
- 147. Stevens, Tina
- 148. Thatcher, Angela
- 149. Tepper, Mary
- 150. Thomson, Mary
- 151. Wambach, Katie
- 152. Woodside, Shelly
- 153. Young, Karin

Men's Coach:
George Oja

- 150. Absalon, Erick
- 151. Alward, Joseph
- 152. Anderson, Bryant
- 153. Brown, Curtis
- 154. Caster, Brian
- 155. Culbert, Greg
- 156. Dean, Douglas
- 157. DeYoung, William
- 158. Ferrenburg, Kelly
- 159. Frost, Robert
- 160. Garvey, Mark
- 161. Hodl, David
- 162. Kennedy, Michael
- 163. Killinger, Philip
- 164. McDonald, Kelly
- 165. McGuire, Emmett
- 166. Marsters, Kele
- 167. O'Leary, Dan
- 168. Prevedello, John
- 169. Reason, Randy
- 170. Scanlon, Bruce
- 171. Ussery, Keith
- 172. Voyles, Scott
- 173. Whitlow, Raymond
- 174. Will, Greg

LEWIS & CLARK COLLEGE

Women's Coach:
David Fix

- 120. Ardinger, Liz
- 121. Bolger, Amy
- 122. Crouch, Kathleen
- 123. Duchow, Sandy
- 124. Finaly, Meg
- 125. Johnson, Leslie
- 126. Kurtz, Kathryn
- 127. Lampkin, Teresa
- 128. Larsen, Kari
- 129. Lowell, Sarah
- 130. McLeod, Jamie
- 131. Mitchelmore, Kathy
- 132. Murray, Susan
- 133. Perry, Nicole
- 134. Reaney, Shereen
- 135. Thomas, Michelle
- 136. Underwood, Laurie

Men's Coach:
David Fix

- 130. Ares, Ron
- 131. Baker, Rocky
- 132. Clark, Tim
- 133. Coombs, Randy
- 134. Crandall, Robert
- 135. Geiger, Tom
- 136. Gustovich, Donald
- 137. Houts, Jeff
- 138. Jones, Trent
- 139. Mamizuka, Harry
- 140. Mell, Tom
- 141. Reynolds, Kirk
- 142. Ritenhouse, Duke
- 143. Robinson, Robbie
- 144. Thomas, Chuck

NORTHWEST NAZARENE

Women's Coach:
Paul Taylor

160. Carpenter, Karen
161. Chua, Chris
162. Duncan, Holly
163. Lafferty, Carolyn
164. Zellmer, Jana

Men's Coach:
Paul Taylor

180. Curl, Steve
181. Edwards, Doug
182. Gilbert, Mike
183. Huemoeller, Dale
184. Maves, Randy
185. Morris, Jim
186. Sievers, Tim
187. White, Shawn
188. Wright, Kevin
189. Wyborney, Hank

UNIV. OF PORTLAND

Women's Coach:
Bud Calbreath

170. Buhler, Cathy
171. Hillenkamp, Mary
172. Johnson, Laura
173. Johnston, Kristy
174. Kosctics, Theresa
175. Manning, Ann
176. Wilhelms, Karen

SOUTHERN OREGON

Women's Coach:
Monty Cartwright

180. Cartwright, Dyan
181. Dodson, Mary
182. Doyle, Karen
183. Ettner, Kris
184. Garrison, Debbie
185. Hiatt, Kathy
186. Laws, Christie
187. Olson, Linda
188. Page, Bobi
190. Staat, Kathy
190. Wagner, Lori
191. Ward, Sandi

Men's Coach:
Monty Cartwright

200. Beck, Dave
201. Bishop, Mike
202. Bransom, D.J.
203. County, Michael
204. Dovenberg, Cary
205. Eugene, John
206. Granger, Shawn
207. Grundseth, Alejandro
208. Hill, Devin
209. Hill, Joe
210. Holbrook, Brad
211. Kordich, James
212. Martin, Scott
213. McGuire, Eric
214. Mills, Tom
215. Parker, Ivan
216. Perkins, Allen
217. Rupp, Tim
218. Sakon, Joshua
219. Taylor, Kevin
220. Thomas, Todd
221. Wardwell, Arnold
222. Westphal, Mark
223. Willaman, Mark

WESTERN OREGON

Women's Coach:
Don Spinass

200. Aho, Patty
201. Barnhurst, Debbie
202. Benningfield, C.
203. Bryne, Melonie
204. Dick, Debra
205. Dimick, Julie
206. Gunis, Maria
207. Hannon, Teresa
208. Howard, Rodona
209. Hudson, JoAnne
210. Jensen, Sharon
211. Jester, Dana
212. Knobel, Kris
213. Lovejoy, Kelley
214. O'Leary, Julie
215. O'Leary, Kathryn
216. Osborn, Kellie
217. Richardson, Julia
218. Rooth, Jennifer
219. Seuell, Cathy
220. Smoot, Kim
221. Wegener, Sharon
222. Wright, Kelley
223. Young, Tamara

Men's Coach:
Don Spinass

230. Anderson, Scott
231. Biamont, Tim
232. Brajick, Jack
234. Burke, George
235. Clark, Gerald
236. Coblens, Glen
237. Conaway, Larry
238. Davenport, Dan
239. Esse, Ed
240. Fahey, Jim
241. Findling, Karl
242. French, Dwight
243. Hargett, Kurt
244. Harry, Torrea
245. Highberger, Kelly
246. Hill, Glen
247. Hixson, Brian
248. Holmes, James
249. Jacobs, Jeff
250. Jordon, Dave
251. Keizur, Mike
252. Lind, Brandt
253. Lydum, Matt
254. McClelland, Mike

WESTERN OREGON CONT.

255. Mobley, Ron
256. Moreland, Dick
257. Paulson, Tom
258. Pierson, Linn
259. Polan, Scott
260. Reick, Brian
261. Schrock, Jon
262. Sele, Jason
263. Sorenson, Soren
264. Steffey, Chance
265. Taylor, Les
266. Tilgner, wes
267. Weddle, Larry
268. Woosley, Tad

WILLAMETTE UNIVERSITY

Women's Coach:
Chuck Bowles

230. Alexander, Spring
231. Arens, Pam
232. Baird, Shannon
233. Blum, Julie
234. Bush, Lea
235. Cammack, Kelli
236. Crisifulli, Kara
237. Fishback, Marilyn
238. Gakstatter, Amy
239. Jones, Karla
240. Klein, Kim
241. Lang, Kelli
242. Nielson, Jennifer
243. Peterson, Kristin
244. Simon, Crystal

Men's Coach:
Chuck Bowles

270. Carman, pat
271. Catalani, Rick
272. Coleman, Jay
273. Connors, Kevin
274. DeVyldere, Bob
275. Edmark, James
276. Folker, Randy
277. Gilroy, David
278. Gorman, Jim
279. Healy, Scott
280. Helm, Ken
281. Jacobs, Randy
282. Joelson, Greg
283. Kelly, Kevin
284. Kliewer, Rob
285. LaPray, Sam
286. Libert, Andy
287. Lorenz, Rusty
288. MacGinnitie, Rob
289. McKee, Craig
290. Mitchell, Andy
291. O'Donnell, Troy
292. Searce, David
293. Sommer, Doug
294. Smartt, Scott
295. Torquato, Rich
296. Uomini, Steve
297. Winn, Doug

NAIA DISTRICT #2 TRACK & FIELD CHAMPIONSHIPS - 1986
WOMEN'S ENTRY LIST

(6)

100m DASH		13.0
<hr/>		
Sheren Wegener	WO	12.4
Kelley Wright	WO	12.4
Cathy Sewell	WO	12.4
Petra Johnson	Lin	12.6
Kim Klein	Will	12.92a
Sharon Jensen	WO	12.7
Linda Olson	SO	12.7
Mary Tepper	Lin	12.8
Mary Dodson	SO	12.9
<hr/>		
Lori Gosso	Lin	13.1
Shereen Reaney	L&C	13.36a
Karla Jones	Will	13.37a
Carolyn Lafferty	NNC	13.2
Crystal Simon	Will	13.3

(9)

200m DASH		27.1
<hr/>		
Kelley Wright	WO	25.8
Sheren Wegener	WO	25.9
Carolyn Lafferty	NNC	26.2
Petra Johnson	Lin	26.64a
Cathy Sewell	WO	26.5
Kim Klein	Will	26.77a
Sharon Jensen	WO	26.6
Cathy Buhler	UP	26.6
Nicole Perry	L&C	26.89a
Kari Larson	L&C	26.93a
Mary Tepper	Lin	26.7
Shelly Woodside	Lin	26.9
Karla Jones	Will	26.9
Christie Lawson	SO	26.9
Kathy Staat	SO	27.0
<hr/>		
Crystal Simon	Will	27.7
Diane Williams	SO	27.8
Lisa Lind	Lin	27.9
Holly Duncan	NNC	28.1

DIANE EVERS EOSC 28.2

Top 3 in each heat
plus 2 fastest times

(5)

400m DASH		1:03.8
<hr/>		
Kelley Wright	WO	59.0
Kari Larson	L&C	59.93a
Nicole Perry	L&C	59.97a
Sheren Wegener	WO	59.8
Christie Lawson	SO	1:00.5
Mary Tepper	Lin	1:00.6
Julie Blum	Will	1:01.6
<hr/>		
Holly Duncan	NNC	1:04.1
Diane Evers	EO	1:04.3
Kathy Staat	SO	1:05.2
Diane Williams	SO	1:05.6
Spring Alexander	Will	1:05.7
Karen Doyle	SO	1:07.0
Petra Johnson	Lin	NM

(12) final

800m RUN		2:23.3
<hr/>		
Julie Blum	Will	2:21.09a
Kathryn O'Leary	WO	2:21
Joanne Hudson	WO	2:21
Meg Finaly	L&C	2:22.0
Patty Aho	WO	2:22.2
Kelli Cammack	Will	2:22.4
Jennifer Neilson	Will	2:22.8
<hr/>		
Theresa Kosctics	UP	2:23.68a
Tammy Young	WO	2:25
Janet Mortensen	Lin	2:25.3
Kristin Peterson	Will	2:26.9
Jennifer Rooth	WO	2:28
Spring Alexander	Will	2:29.1
Jana Zellmer	NNC	2:30.2

Kadanne Howard WO 2:28

1500m RUN		4:58.1
Ann Manning	UP	4:34.57a
Laura Johnson	UP	4:34.4
Kara Crisifulli	Will	4:37.8
Jennifer Neilson	Will	4:48.7
Julie O'Leary	WO	4:52
Kathryn O'Leary	WO	4:53
Kristin Peterson	Will	4:53.2
Janet Mortenson	Lin	4:55.3
Angela Thatcher	Lin	4:55.5
Kris Knobel	WO	4:57.6

Kelli Cammack	Will	4:58.7
Nancy Roley	GF	5:04
Laurie Bristow	Lin	5:04.4
Megan O'Leary	EO	5:17.3
Kathy Hiatt	SO	5:21
Julie Richardson	WO	4:59

3000m RUN

Ann Manning	UP	9:28.62a
Kara Crisifulli	Will	10:04.0
Mary Hillenkamp	UP	10:04.6
Julie O'Leary	WO	10:14
Kristin Peterson	Will	10:22.2
Karen Wilhelms	UP	10:35.0

Angela Thatcher	Lin	10:41.9
Jennifer Neilson	Will	10:50.0
Laurie Bristow	Lin	10:55.2
Laura Johnson	UP	10:57.0 9:57
Kathy Mitchelmore	L&C	10:58.3
Marilyn Fishback	Will	11:00.2
Nancy Roley	GF	11:07.4
Laurie Underwood	L&C	11:10.38a
Megan O'Leary	EO	11:19.0
Kristy Johnston	UP	10:22
Cathy Hiatt	SO	11:53

5000m RUN

Kristy Johnston	UP	17:28.7
Kara Crisifulli	Will	17:48.51a
Marilyn Fishback	Will	18:24.5
Kristin Peterson	Will	18:46.7
Julie Dimick	WO	18:47
Laurie Bristow	Lin	18:58.36a
Kathy Mitchelmore	L&C	19:13.01a

Laurie Underwood	L&C	19:28.42a
Shaun Benningfield	WO	19:43
Susan Murray	L&C	19:47.1
Kathryn Kurtz	L&C	20:54.23a
Teresa Beeman	Lin	NM
Megan O'Leary	EO	NM

NANCY Roley L&C Ann

10,000m RUN

Kara Crisifulli	Will	36:26.5
Marilyn Fishback	Will	38:17.4
Teresa Beeman	Lin	41:32.5
Susan Murray	L&C	42:19.00a
Nancy Roley	GF	NM
Shaun Benningfield	WO	NM

100m HURDLES

Shelly Woodside	Lin	15.32a
Linda Olson	SO	15.5
Sarah Lowell	L&C	15.6
Sharon Jensen	WO	15.6
Karen Wilkinson	GF	15.9
Melanie Bryne	WO	15.7
Lisa Lind	Lin	16.41a
Petra Johnson	Lin	16.2
Michelle Thomas	L&C	16.5
Kelli Lang	Will	16.5
Cathy Buhler	UP	16.7
Sandi Ward	SO	17.1
Liz Ardinger	L&C	17.3

400m HURDLES

Christie Lawson	SO	1:08.5
Michelle Thomas	L&C	1:08.92a
Mary Thomson	Lin	1:11.02a
Liz Ardinger	L&C	1:11.53
Linda Olson	SO	1:11.6
Kelli Lang	Will	1:11.6
Petra Johnson	Lin	NM
Sharon Jensen	WO	NM

400m RELAY

Western Oregon	50.2
Linfield	50.34a
Willamette	50.41a
Southern Oregon	50.6
Lewis & Clark	51.30a

1600m RELAY

Western Oregon	4:07
Willamette	4:11.24a
Linfield	4:11.6
Lewis & Clark	4:15.13a
Southern Oregon	4:25.7

800m MEDLEY RELAY

(5)

NS

Western Oregon
Willamette
Linfield
Lewis & Clark
Southern Oregon

NM
NM
NM
NM
NM

HIGH JUMP

(10)

4-11

Lisa Lind	Lin	5-6
Amy Bolger	L&C	5-5
Amy Gakstatter	Will	5-5
Shannon Baird	Will	5-4.50
Kelley Lovejoy	WO	5-4
Melonie Bryne	WO	5-4
Maria Gunis	WO	5-1
Pam Arens	Will	5-0.50
Carolyn Lafferty	NNC	5-0.25
Cathy Buhler	UP	5-0
=====		
Karen Doyle	SO	4-10

LONG JUMP

15-9

Karla Jones	Will	18-1.50
Mary Dodson	SO	17-5
Shelly Woodside	Lin	17-1.25
Sharon Jensen	WO	17-1
Pam Arens	Will	16-7.75
Shereen Reaney	L&C	16-6.75
Teresa Hannon	WO	16-5.50
Cathy Buhler	UP	16-4.25
Sandy Duchow	L&C	16-3.50
Michelle Thomas	L&C	16-3
Amy Bolger	L&C	16-0.75
Teresa Lampkin	L&C	16-0.50
Lisa Lind	Lin	16-1.75
Karin Young	Lin	15-10
Carolyn Lafferty	NNC	16-10

TRIPLE JUMP

NS

Shelly Woodside	Lin	35-10.75
Sandy Duchow	L&C	33-11.25
Amy Bolger	L&C	32-10.50
Dyan Cartwright	SO	32-6
Chris Chua	NNC	31-10
Sarah Lowell	L&C	31-3.75
Teresa Hannon	WO	30-7.50
Debbie French	SO	29-2
Kelley Lovejoy	WO	28-2
Maria Gunis	WO	NM
Pam Arens	Will	NM

SHOT PUT

(6)

36-3

Paula Wittenberg	GF	38-10
Cheryl Funk	GF	38-7
Debbie Garrison	SO	38-5
Lea Bush	Will	38-2.75
Dana Jester	WO	38-2
Dixie McCadden	EO	38-1.50
=====		
Kelli Lang	Will	33-3.50
Melonie Byrne	WO	32-8

DISCUS THROW

(6)

111-9

Paula Wittenberg	GF	151-1
Lea Bush	Will	138-4
Dana Jester	WO	136-10
Karen Carpenter	NNC	132-10
Cheryl Funk	GF	121-7
Debbie Garrison	SO	119-0
Dixie McCadden	EO	117-9
Carolyn Lafferty	NNC	115-0

JAVELIN THROW

(13)

113-10

Denise Fox	GF	149-4
Chris Eltner	SO	143-0
Kim Halter	Lin	142-3
Lori Wagner	SO	139-0
Debbie Barnhurst	WO	138-8
Kellie Osborn	WO	134-0
Leslie Johnson	L&C	131-1
Debbie Garrison	SO	115-0
Bob Page	SO	114-10
=====		
Dixie McCadden	EO	112-11
Tina Stevens	Lin	109-1
Katie Wambach	Lin	108-11
Karen Carpenter	NNC	132-10

Sharon Jensen WO 11-2

NAIA DISTRICT #2 TRACK & FIELD CHAMPIONSHIPS - 1986
MEN'S ENTRY LIST

13

100m DASH		11.2
<hr/>		
Greg Will	Lin	10.4
Tom Mell	L&C	10.5
Rich Torquato	Will	10.5
Les Taylor	WO	10.5
Ron Mobley	WO	10.8
Kurt Hargett	WO	10.8
Tim Biamont	WO	10.8
Greg Joelson	Will	10.9
Curtis Brown	Lin	11.0
Tim Hyatt	GF	11.0
Dave Mueller	GF	11.0
Rusty Lorenz	Will	11.1
Kevin Connors	Will	11.1
Joe Hill	SO	11.1
David Searce	Will	11.2
John Prevedello	Lin	11.2
Tim Rupp	SO	11.2
<hr/>		
Kelly Ferrenburg	Lin	11.46a
Randy Maves	NNC	11.3
James Kordich	SO	11.4

10

200m DASH		22.8
<hr/>		
Greg Will	Lin	21.71a
Tom Mell	L&C	22.14a
Curtis Brown	Lin	22.1
Les Taylor	WO	22.1
Karl Findling	WO	22.1
Keith Ussery	Lin	22.3
Rich Torquato	Will	22.4
Tim Sievers	NNC	22.4
D.J. Bransom	SO	22.5
Dave Mueller	GF	22.6
Ron Mobley	WO	22.6
Tim Biamont	WO	22.6
David Searce	Will	22.7
Joe Hill	SO	22.8
Randy Coombs	L&C	22.96a
<hr/>		
Matt Linderman	Will	23.0
Sam Lapray	Will	23.0
Greg Joelson	Will	23.2
Tim Wyatt	GF	23.4

16

400m DASH		50.6
<hr/>		
David Searce	Will	49.18a
Karl Findling	WO	49.1
D.J. Bransom	SO	49.36a
Mike Gilbert	NNC	49.5
Keith Ussery	Lin	49.6
Les Taylor	WO	49.8
Rick Catalani	Will	50.1
Torrea Harry	WO	50.1
Jim Fahey	WO	50.1
Todd Thomas	SO	50.2
Tim Sievers	NNC	50.2
Steve Uomini	Will	50.3
<hr/>		
Tim Clark	L&C	50.87a
Rusty Lorenz	Will	50.9
Kevin Connors	Will	51.1

10

800m RUN		1:57.5
<hr/>		
Todd Thomas	SO	1:52.40a
Rob MacGinnitie	Will	1:53.24a
Tom Geiger	L&C	1:54.22a
Ed Esse	WO	1:54
Steve Uomini	Will	1:54.5
Wes Tilgner	WO	1:55
Dave Beck	SO	1:56.3
Brandt Lind	WO	1:56.9
Andy Mitchell	Will	1:57.1
<hr/>		
Rocky Baker	L&C	1:59.07a
Randy Swigart	GF	2:00.3
Mike Bishop	SO	2:00.7
Scott Voyles	Lin	2:01.4
Mark Westphal	SO	2:01.5
Phil Reich	EO	2:08.7
Eric Jensen	EO	2:11.5

(12)

1500m RUN 4:02.2

Wes Tilgner	WO	3:54
Joe Alward	Lin	3:56.03a
Todd Thomas	SO	3:57.62a
Andy Mitchell	Will	3:58.2
Tad Woosley	WO	3:59
Mike Kennedy	Lin	4:00.44a
Ron Ares	L&C	4:00.67a
Tom Geiger	L&C	4:00.87a
Jason Sele	WO	4:00
Brandt Lind	WO	4:01
David Jordan	WO	4:01
Dave Beck	SO	4:01.8

Rob MacGinnitie	Will	4:05.9
Brad Holbrook	SO	4:07.3
Scott Ball	GF	4:08.1
Mike Bishop	SO	4:09.9
Mark Protzman	GF	4:13.6
Eric Jensen	EO	4:43.2

Dave O'Leary L 4:08.1
Sam Shuck WO 4:12

3000m STEEPLECHASE (9) 9:52.1

Ron Ares	L&C	9:17.42a
James Edmark	Will	9:27.37a
Jason Sele	WO	9:20
Duke Ritenhouse	L&C	9:33.5
Tom Geiger	L&C	9:39.9
Kirk Reynolds	L&C	9:40.68a
Scott Ball	GF	9:45.5
Mike Kennedy	Lin	9:46.0

Doug Wian	Will	9:56.02a
Robert Crandall	L&C	9:56.52a
Brad Holbrook	SO	10:09.0
Dan Price	GF	10:11.5 10:03.5
Brian Reick	WO	10:14

5000m RUN 15:23.4

Joe Alward	Lin	14:34.0
Wes Tilgner	WO	14:45
Tad Woolsey	WO	14:52
Dan O'Leary	Lin	15:03.1
David Gilroy	Will	15:03.9
James Edmark	Will	15:04.7
Mike Kennedy	Lin	15:11.19a
Kirk Reynolds	L&C	15:13.5
Ray Whitlow	Lin	15:17.9
David Jordan	WO	15:22

Jerred Gildehaus	GF	15:24.1
Kevin Wright	NNC	15:27.7
Andy Libert	Will	15:28.5
Duke Ritenhouse	L&C	15:29.6
Greg Miller	EO	15:31.2
Bob Frost	Lin	15:32.5
Robert Crandall	L&C	15:32.8
Joshua Sacon	SO	15:35
Ron Ares	L&C	15:39.1
Doug Winn	Will	15:42.6
Dwight Larabee	GF	15:45.0
Jay Coleman	Will	15:48.9
Kevin Kelly	Will	15:56.0
Brian Reick	WO	16:29
Mike Bishop	SO	NM

10,000m RUN 33:13.0

Greg Miller	EO	31:36.4
Kirk Reynolds	L&C	31:46.34a
Ray Whitlow	Lin	31:57.4
Andy Libert	Will	32:12.56a

Bob Frost	Lin	33:32.0
Kevin Kelly	Will	33:56.0
David Gilroy	Will	NM
Jay Coleman	Will	NM
Dwight Larabee	GF	NM
Jerred Gildehaus	GF	NM
Mike Kennedy	Lin	NM
Dan O'Leary	Lin	NM
Joshua Sacon	SO	NM
Mike Bishop	SO	NM
Tom Mills	SO	NM
Kevin Wright	NNC	NM

110m HURDLES 4 15.9

Tim Rupp	SO	14.8
Sam Lapray	Will	14.9
Rusty Lorenz	Will	15.0
Keith Wigley	GF	15.1
Kevin Taylor	SO	15.2
Larry Conaway	WO	15.2
Bob DeVylde	Will	15.6
Craig McKee	Will	15.8

Tim Dahlin	GF	16.0
Dave Hodl	Lin	16.2

400m HURDLES 8 57.4

Bob DeVylde	Will	53.47a
Randy Reason	Lin	53.99a
Sam Lapray	Will	55.7
Randy Folker	Will	55.9
Bruce Scanlon	Lin	56.3
Tim Rupp	SO	56.5
Craig McKee	Will	57.3

Rich Blanchette	GF	58.5
Tim Dahlin	GF	58.9
Jeff Jacobs	WO	59.96a

Tim Clark	L&C	NM
Mike Gilbert	NMC	55.7
Glen Cephus	WO	6.7

400m RELAY NS

Western Oregon	41.8
Linfield	42.30a
Willamette	42.3
Lewis & Clark	43.10a
Southern Oregon	43.7
George Fox	43.8
Northwest Nazarene	44.1

1600m RELAY 7 NS

Linfield	3:19.87a
Western Oregon	3:19.9
Willamette	3:21.76a
Lewis & Clark	3:27.02a
Southern Oregon	3:27.7
Northwest Nazarene	3:28.2
George Fox	3:30.8

HIGH JUMP 6-1

Joe Hill	SO	6-8
Shawn Granger	SO	6-8
Rusty Lorenz	Will	6-7.25
Dwight French	WO	6-6.75
Keith Wigley	GF	6-6.25
Larry Conaway	WO	6-5
Rob Kliever	Will	6-4
Kevin Connors	Will	6-3.25
Scott Healy	Will	6-3
Pat Carmen	Will	6-2
Jim Holmes	WO	6-2
Bryant Anderson	Lin	6-2
Tim Sievers	NNC	6-2
Dale Huemoeller	NNC	6-0

POLE VAULT 13-2

Kevin Taylor	SO	15-7
Rusty Lorenz	Will	14-1.25
Randy Coombs	L&C	14-0
Keith Wigley	GF	14-0
Scott Healy	Will	13-8
Larry Conaway	WO	13-7
Ken Helm	Will	13-6
Mike Gilbert	NNC	13-6
Scott Anderson	WO	13-6
Cary Dovenberg	SO	13-6
Dave Elkins	GF	13-2

Jeff Hours	L&C	13-0
Doug Edwards	NNC	13-0
Devon Hill	SO	12-6
Steve Graham	GF	12-6
Larry Weddle	WO	12-6
Erick Absalon	Lin	NM

LONG JUMP		21-5
Ron Mobley	WO	23-2
Joe Hill	SO	22-8
Larry Conaway	WO	22-6
Kurt Hargett	WO	22-1.75
Kelly Ferrenburg	Lin	22-1
Kevin Connors	Will	22-1
Jerry Fuls	GF	21-9.50
Randy Coombs	L&C	21-8.50
Steve Graham	GF	21-5

Randy Folker	Will	20-11.50
Keith Wigley	GF	20-10.50
John Eugene	SO	20-10
Les Harrison	GF	20-9.50
James Kordich	SO	20-6
Tim Hyatt	GF	20-5
Scott Healy	Will	20-3

TRIPLE JUMP		42-9
Kevin Connors	Will	48-0
Kele Marsters	Lin	46-3.25
John Prevedello	Lin	45-3
Scott Anderson	WO	44-0
Keith Wigley	GF	43-9
Jerry Fuls	GF	43-3.50
Dwight French	WO	42-10.75

Robbie Robinson	L&C	42-6
Shawn Granger	SO	42-4.50
John Eugene	SO	41-1
James Kordich	SO	41-1
Donald Gustovich	L&C	40-8.75
Scott Smartt	Will	40-6.50

SHOT PUT		46-9
Ivan Parker	SO	56-5.50
Michael County	SO	48-4
Kelley Highberger	WO	48-0
Arnold Wadwell	SO	47-11
Hank Wyborney	NNC	47-8
Soren Sorenson	WO	47-3.50
Kelly McDonald	Lin	46-10

Matt Lydum	WO	45-11
Mike Watts	GF	45-5
Randy Beetchnow	EO	43-1
Brian Caster	Lin	42-10
Bill DeYoung	Lin	42-3
Jim Gorman	Will	42-1
Ken Rankin	EO	40-2
Rusty Lorenz	Will	38-11.75
Doug Sommer	Will	38-9.25

DISCUS THROW		140-5
Soren Sorenson	WO	159-3
Ivan Parker	SO	158-4
Mike Schaan	SO	155-4
Paul Maddox	GF	152-10
Mike Watts	GF	148-11
Kelly McDonald	Lin	147-9
Doug Sommer	Will	147-3
Brian Caster	Lin	141-8

Steve Curl	NNC	139-5
Arnold Wardwell	SO	138-7
Eric McGuire	SO	136-10
Scott Polen	WO	135-8
Greg Culbert	Lin	134-3
Rusty Lorenz	Will	131-7
Phil Killinger	Lin	128-10
Randy Beetchnow	EO	127-8
Ken Rankin	EO	117-2

JAVELIN THROW		171-0
Bob George	SO	222-0
Michael County	SO	201-11
Mike Keizur	WO	198-0
Allen Perkins	SO	191-9
Doug Edwards	NNC	187-9
Cary Dovenberg	SO	184-6
Rich Blanchette	GF	177-10
Rusty Lorenz	Will	174-8
Dave Mueller	GF	173-7
Mark Garvey	Lin	171-8
Mike Watts	GF	169-0
Doug Dean	Lin	166-2
Jim Morris	NNC	164-5
Scott Healy	Will	162-2
Ken Rankin	EO	154-5
Kevin Connors	Will	151-10
Larry Conaway	WO	NM

HAMMER THROW		143-2
--------------	--	-------

Glen Hill	WO	183-8
Brian Caster	Lin	175-11
Phil Killinger	Lin	166-7
Scott Polen	WO	165-9
Jim Gorman	Will	161-0
Doug Dean	Lin	156-8
Soren Sorenson	WO	153-0
Mike Watts	GF	152-2
Dave Elkins	GF	147-0
Mike McClelland	WO	146-8
Ivan Parker	SO	144-0


Matt Lydum	WO	138-4
Kelly McDonald	Lin	134-2 145-8
Doug Sommer	Will	128-7

10,000m WALK		NS
--------------	--	----

Randy Jacobs	Will	49:16.0
Trent Jones	L&C	49:59.2
Fred Clair	EO	54:11.5
Troy O'Donnell	Will	NM
Dan Price	GF	NM
Mark Willaman	SO	NM
Tom Mills	SO	NM
Ali Grundseth	SO	NM

32nd ANNUAL

DISTRICT 2 TRACK & FIELD CHAMPIONSHIPS



May 9-10, 1986

NAIA DISTRICT CHAMPIONSHIPS

May 8-9-10, 1986

Time Schedule

Thursday, May 8th

Confirmation Meeting

Friday, May 9, 1986

10:30 Hammer Throw (M) @WOSC
 12:00 Discus Throw (W,M)
 Long Jump (M,W)
 800 Medley Relay (W)
 12:15 10,000 (M)
 12:55 10,000 (W)
 1:45 3000 (W)
 2:00 High Jump (M)
 2:05 High Hurdles Heats (W,M)
 2:25 400 Heats (W,M)
 2:45 100 Heats (W,M)
 3:05 800 Heats (W,M)
 3:25 400 Hurdle Heats (W,M)
 3:45 200 Heats (W,M)
 4:05 Steeplechase (M)
 5:00 Coaches Meeting

Saturday, May 10

12:00 Shotput (M,W)
 Javelin (W,M)
 Pole Vault (M)
 10,000 WALK
 High Jump (W)
 Triple Jump (M,W)
 1:30 400 Relay (Women, then men,
 all running events)
 1:45 1500
 2:00 High Hurdles
 2:15 400
 2:30 100
 2:45 800
 3:00 400 Hurdles
 3:15 200
 3:30 5000
 4:15 1600 Relay
 4:30 Team Championship Awards

NAIA DISTRICT #2 TEAM CHAMPIONS
TRACK & FIELD

MEN'S TEAMS

1955	Lewis & Clark	Eldon Fix
1956	Lewis & Clark	Eldon Fix
1957	Lewis & Clark	Eldon Fix
1958	Lewis & Clark	Eldon Fix
1960	Portland State	Ralph Davis
1961	Portland State	Ralph Davis
1962	Southern Oregon	Dan Bulkley
1963	Southern Oregon	Dan Bulkley
1964	Southern Oregon	Dan Bulkley
1965	Lewis & Clark	Eldon Fix
1966	Lewis & Clark	Eldon Fix
1967	Lewis & Clark	Eldon Fix
1968	Lewis & Clark	Eldon Fix
1969	Lewis & Clark	Eldon Fix
1970	Oregon College	Don Spinas
1971	Oregon College	Don Spinas
1972	Oregon College	Don Spinas
1973	Oregon College	Don spinas
1974	Oregon College	Don Spinas
1975	Linfield	John Knight
1976	Linfield	John Knight
1977	Lewis & Clark	Eldon Fix
1978	Lewis & Clark	Eldon Fix
1979	Southern Oregon	Stan Goodell
1980	George Fox	Rich Allen
1981	Lewis & Clark	Eldon Fix
1982	Willamette	Charles Bowles
1983	Willamette	Charles Bowles
1984	Willamette	Charles Bowles
1985	Western Oregon	Don Spinas

WOMEN'S TEAMS

1983	Willamette	Charles Bowles
1984	Willamette	Charles Bowles
1985	Portland	Mike Johnson

NAIA DISTRICT 2 RECORDS (Women)

100	12.1	Antonette Blythe	Northwest Nazarene	1983
200	25.8	Tammy Moland	Willamette	1983
400	58.7	Kelly Wosepka	U. of Portland	1983
800	2:16.3	Julie Blum	Willamette	1985
1500	4:33.3	Ann Manning	Portland	1985
3000	9:33.6	Ann Manning	Portland	1985
5000	16:58.8	Clare Krill	Portland	1985
10000	37:41.1	Molly Ostlund	Portland	1985
100 HH	15.3	Lisa Jacobs	Lewis & Clark	1985
400 LH	1:03.1	Petra Johnson	Linfield	1985
400 Relay	49.1	Galloway, Wirth Johnson, Blythe	Northwest Nazarene	1983
Mile Relay	3:59.4		Linfield	1985
Long Jump	18-2 3/4	Cindy Fulks	Western Baptist	1983
High Jump	5-3 1/4	Melody Groeneveld	George fox	1983
Shot Put	44-3 1/4	Paige Daugherty	Lewis & Clark	1985
Discus	140-3	Wanda Strutko	Leiws & Clark	1985
Javelin	152-9	Sandy Bean	Southern Oregon	1985
Heptathlon	4547	Sharon Jensen	Western Oregon	1986
800M Medley	1:50.4	Moland, Klein, Slavich, Roth	Willamette	1984

NAIA DISTRICT 2 RECORDS (Men)

100	10.4	Greg Griffin	George Fox	1977
		Terry Hendrix	Southern Oregon	1983
200	21.1	Keith Shriver	Linfield	1969
		Mark Burt	Pacific	1976
400	47.2	Carl Shaw	Linfield	1976
800	1:50.8	Bruce Vogel	Oregon College	1972
1500	3:49.7	Steve Hills	Northwest Nazarene	1975
Steeplechase	8:53.9	Kelly Jensen	Southern Oregon	1978
5000	14:22.4	Steve Blikstad	George Fox	1979
10000	30:25.3	Don Stearns	Eastern Oregon	1981
110m H	14.0	Rick Fergesen	Lewis & Clark	1977
400m I.H.	52.1	Tim Gilbert	Northwest Nazarene	1978
400 Relay	41.7	Carter, Lazelle Smith, King Koroma, Reynolds Neeley, Griffin	Linfield	1976
Mile Relay	3:14.8	Lazelle, Minors Carter, Shaw	Goerge Fox	1978
Shotput	56-5 1/2	Ken Patera	Portland State	1963
Discus	170-11	Harland Yriarte	Southern Oregon	1969
Javelin	249-6	Tony Grant	Oregon Tech	1972
Hammer	168-11	Scott Burkhart	Lewis & Clark	1975
High Jump	6-10 1/4	Scott Wallace	Willamette	1980
Long Jump	23-11 1/4	Karl Koenig	Oregon College	1978
Triple Jump	48-10 1/4	Randy Jones	Pacific	1979
Pole Vault	15-7	Dave McDonald	George Fox	1969
Decathlon	7154	Mark Burt	Pacific	1976
Marathon	2:22:06	Larry Miller	Southern Oregon	1974
10000 Walk	48:35.5	Sam Shick	Lewis & Clark	1979

DISTRICT TRACK & FIELD CHAMPIONSHIPS - WILLAMETTE - May 10-11, 1985 (Women)

TEAM SCORES - Univ. of Portland, 143; Western Oregon, 133; Lewis & Clark, 93; Willamette, 77; Linfield, 76; Southern Oregon, 62; George Fox, 21; Northwest Nazarene, 17; Pacific, 9.

100 METERS - Sheron Wegener, WOSC, 12.5; Carrie Pizer, UP, 12.6; Lisa Nichols, L, 12.6; Cathy Buhler, UP, 12.6; Cathy Seuell, WOSC, 12.7; Shana Galloway, NNC, 12.8.

200 METERS - Sheron Wegener, WOSC, 26.5; Carrie Pizer, UP, 26.6; Cathy Seuell, WOSC, 26.9; Cathy Buhler, UP, 27.1; Chana Galloway, NNC, 27.2; Laurie Hanson, WOCS, NT.

400 METERS - Jeanette Blum, WU, 1:00.6; Radona Howard, WOSC, 1:04.7; Holly Duncan, NNC, 1:06.5.

800 METERS - Julie Blum, WU, 2:16.3; Ann Manning, UP, 2:16.6; Kathy Healey, WOSC, 2:19.7; Kathryn O'Leary, WOSC, 2:20.3; Lisa Sieverling, L, 2:20.3; Megan Finaly, L&C, 2:20.3.

1500 METERS - Ann Manning, UP, 4:33.3; Kristy Johnston, UP, 4:46.1; Julie O'Leary, WOSC, 4:50.3; Mary Hillenkamp, UP, 4:53.6; Janet Mortensen, L, 5:02.5, Kelli Cammack, WU, 5:03.8.

5000 METERS - Clare Krill, UP, 16:58.8; Kara Crisifulli, WU, 17:30.0; Molly Ostlund, UP, 18:04.8; Julie Mullin, UP, 18:47.9; Laurie Underwood, L&C, 19:31.0, Jenny Sanders, WU 19:32.7.

10,000 METERS - Molly Ostlund, UP, 37:41.1; Marilyn Fishback, WU, 40:05.9; Jenny Sanders, WU, 40:21.1; Tammy Jarolimek, WOSC, 41:26.3; Kathleen Welland, L&C, 41:49.8; Krista Dierks, WU, 42:04.0.

100 HURDLES - Lisa Jacobs, L&C, 15.3; Shelly Woodside, L, 15.8; Sarah Lowell, L&C, 15.9; Sharon Jensen, WOSC, 16.2; Gina Walker, SOSC, 17.6.

400 HURDLES - Petra Johnson, L, 1:03.1; Ila Amos, SOSC, 1:04.7; Linda Brock, UP, 1:05.8; Lisa Jacobs, L&C, 1:07.2; Sharon Jensen, WOSC, 1:08.6; Melinda Carter, NNC, 1:13.0.

3000 METERS - Ann Manning, UP, 9:33.6; Clare Krill, UP, 9:48.7; Kara Crisifulli, WU, 10:04.4; Kristy Johnston, UP, 10:08.4; Mary Hillenkamp, UP, 10:23.6; Julie Mullin, UP, 10:37.9.

JAVELIN - Sandy Bean, SOSC, 152'9"; Regina Norris, PAC, 149'4"; Cyd McCormick, WOSC, 143'2"; Debbie Barnhurst, WOSC, 141'7"; Karen Carpenter, NNC, 120'9".

DISCUS - Wanda Strutko, L&C, 140-3; Paula Wittenberg, GFC, 132-10; Debbie Garrison, SOSC, 127-10; Cyd McCormick, WOSC, 126-5; Paige Daugherty, L&C, 118; Torie Myers, PAC, 115.

SHOTPUT - Paige Daugherty, L&C, 44'3¼"; Allyson Kendall, WOSC, 40'7"; Debbie Garrison, SOSC, 38'9¼"; Robyn Mann, L&C, 37'10-3/4"; Paula Wittenberg, GFC, 37'8¼"; Vickie Hissong, WOSC, 37'3".

HIGH JUMP - Sue Woolsey, GFC, 5'3"; Kathy Moore, WILL, 5'2"; Lisa Hertz, SOSC, 5'0"; Tisha Steimle, L&C, 4'10"; Kathleen Kincheloe, L, 4'10"; Sandy Duchow, L&C, 4'10".

LONG JUMP - Mary Dodson, SOSC, 17-0¼; Sharon Jensen, WOSC, 16-11 3/4"; Shelly Woodside, L, 16-10; Pam Patrick, SOSC, 15-10 3/4; Sandy Duchow, L&C, 15-10½; Chris Chua, NNC, 14-6 3/4.

400 RELAY - University of Portland, 49.2; Linfield, 49.7; Western Oregon, 50.2; Southern Oregon, 51.0; Willamette, 51.6; Lewis & Clark, 51.9.

MILE RELAY - Linfield, 3:59.4; University of Portland, 4:00.4; Western Oregon, 4:04.1; Willamette, 4:04.3; Southern Oregon, 4:07.3.

2 MILER - Western Oregon, 9:50.0; Lewis & Clark, 10:32.7; Willamette, 11:16.0.

SPRINT MEDLEY RELAY - University of Portland, 1:50.8; Linfield, 1:51.9; Willamette, 1:54.2; Southern Oregon, 1:54.8; Lewis & Clark, 1:55.5; Western Oregon, 1:55.6.

MEN

DISTRICT TRACK & FIELD CHAMPIONSHIPS - GEORGE FOX - May 10 & 11, 1985

TEAM SCORES - Western Oregon 153; Willamette 140; Linfield 119; Lewis & Clark 97; Southern Oregon 90; George Fox 70; Northwest Nazarene 43; Pacific 0.

100 METERS - Tom Mell, L&C, 10.6; Torrae Harry, WOSC, 10.6; Rich Torquato, WU, 10.7; Greg Beery, L&C, 10.8; Brian Gillstrap, WU, 10.9; Kelly Ferrenburg, L, 11.0.

200 METERS - Greg Will, L, 21.9; Torrae Harry, WOSC, 22.0; Tom Mell, L&C, 22.1; Karlin Findling, WOSC, 22.2; Greg Beery, L&C, 22.6; Tim Biamont, WOSC, 22.7.

400 METERS - Karl Findling, WOSC, 48.5; Jim Fahey, WOSC, 49.1; Mike Gilbert, NNC, 49.2; Sid Elliott, WU, 49.3; Dean Raan, GF, 49.5; David Searce, WU, 49.7.

800 METERS - Tom Geiger, L&C, 1:53.7; Rob MacGinnittie, WU, 1:53.8; John Mike McHugh, WOSC, 1:54.9; Brandt Lind, WOSC, 1:55.6; Mike Dixon, WOSC, 1:56.0; Steve Uomini, WU, 1:56.7.

1500 METERS - Jesse Gore, L, 3:53.8; Brandt Lind, WOSC, 3:56.2; Dave Beck, SOSC, 3:58.0; Andy Mitchell, WU, 3:59.7; Mark Mohnen, WOSC, 4:00.2; Ken James, WOSC, 4:00.8.

5000 METERS - Mike Friess, L, 14:47.2; Joe Alward, L, 14:57.8; James Wyatt, L, 14:59.5; David Gilroy, WU, 15:01; Paul Yunker, WU, 15:20; Bob Frost, L, 15:22.2.

10,000 METERS - James Wyatt, L, 31:47; Paul Yunker, WU, 31:50; David Gilroy, WU, 31:54; Bob Frost, L, 32:17; Ray Whitlow, L, 32:18; Jeff Wilson, L&C, 32:47.

110 METER HIGH HURDLES - Adolphus Onus, GF, 14.1; Tim Rupp, SOSC, 15.0; Curtis Thorne, WU, 15.1; Tyler Graham, WU, 15.1; Bob DeVyldere, WU, 15.5; Craig McKee, WU, 15.8.

400 METER INTERMEDIATE HURDLES - Dave Erickson, L, 53.6; Bob DeVyldere, WU, 54.1; Tim Rupp, SOSC, 55.1; Tyler Graham, WU, 55.4; Scott Wallace, NNC, 56.7; Dave Driesner, GF, 57.8.

STEEPLECHASE(3000M) - John Oord, NNC, 9:31.5; James Edmark, WU, 9:32.7; Ken James, WOSC, 9:37.5; Duke Ritenhouse, L&C, 9:42.0; Ron Ares, L&C, 9:47.3; Tom Geiger, L&C, 9:52.2.

JAVELIN - Mike Keisur, WOSC, 219-10; Dave Wagner, L, 212-4; Eric Nelson, WOSC, 208-5; Doug Ladd, WOSC, 205-9; Brad Bales, WU, 201-8; Doug Edwards, NNC, 199-1.

DISCUS - Jim Parker, SOSC, 154-5; Deron Lord, L&C, 153; Nathan Whitham, GFC, 151-5; Randy Settell, SOSC, 150-4; Mike Watta, GFC, 148-6; Paul Maddox, GFC, 145-7.

SHOTPUT - Randy Settell, SOSC, 53-1 1/2; Ivan Jim Parker, SOSC, 52-2 1/4; David Novotney, WU, 51-9; Mike Pressley, L&C, 51-5 3/4; Deron Lord, L&C, 48-9 3/4; Hank Wyborne, NNC, 44-11 1/2.

HAMMER - Derron Lord, L&C, 160-6; Scott Polen, WOSC, 157-10; Nathan Whitham, GFC, 156-4; Larry Burris, WOSC, 151-11; Jim Gorman, WU, 151-9; Kyle Kobow, Lin, 148-7;

HIGH JUMP - Joe Hill, SOSC, 6-8 1/2; Keith Wigley, GFC, 6-5; Larry Conaway, WOSC, 6-3; Shaun Granger, SOSC, 6-1; Pat Meyer, L&C, 6-1; Scott Healy, WU, 5-11.

POLE VAULT - Kevin Taylor, SOSC, 14-6; Randy Coombs, L&C, 13-10; Mike Gilbert, NNC, 13-6; Doug Edwards, NNC, 13-6; Kelly Carter, WOSC, 13-6; Ken Helm, WU, 13-6.

LONG JUMP - Larry Conaway, WOSC, 22-4 3/4; Kevin Connors, WU, 22-3; Kelly Ferrenburg, Lin, 21-10 1/2; Dave Erickson, Lin, 21-9 1/2; Randy Folker, WU, 21-6; Ron Mobley, WOSC, 21-4.

TRIPLE JUMP - Kevin Connors, WU, 47-3; Jeff Bowman, Lin, 44-4 1/2; John Prevedello, Lin, 44-4; Kele Marsters, Lin, 43-7 1/2; Shaun Granger, SOSC, 42-7 1/2; Scott Anderson, WOSC, 42-1.

400 RELAY - Western Oregon, 41.9; Lewis & Clark, 42.2; Willamette, 43.2; Southern Oregon, 43.9; Northwest Nazarene, 45.3.

MILE RELAY - Western Oregon, 3:19.2; George Fox 3:19.4; Willamette, 3:22.7; Northwest Nazarene, 3:24.0; Linfield, 3:24.3; Lewis & Clark, 3:24.3.

10K WALK - Trent Jones, L&C, :51:19.6; Randy Jacobs, WU, :51:21.2; Jeff Kilday, WU, :58:11.9; Dan Price, GFC, :59:40.8; Mark Willaman, SOSC, 1:00:55.0; Troy O'Donnell, WU, 1:02:18.4.

EASTERN OREGON

Women's Coach:
Daniel Kavet

- 101. Evers, Diane
- 102. McCadden, Dixie
- 103. O'Leary, Megan

Men's Coach: Daniel Kavet

- 101. Beetchenow, Randy
- 102. Clair, Fred
- 103. Jensen, Eric
- 104. Miller, Corey
- 105. Rankin, Ken
- 106. Reich, Phil

GEORGE FOX COLLEGE

Women's Coach:
Rich Allen

- 110. Fox, Denise
- 111. Funk, Cheryl
- 112. Roley, Nancy
- 113. Wilkinson, Karen
- 114. Wittenberg, Paula
- 115. Woolsey, Sue

Men's Coach: Rich Allen

- 110. Ball, Scott
- 111. Blanchette, Rich
- 112. Dahlin, Tim
- 113. Elkins, Dave
- 114. Fuls, Jerry
- 115. Gildehaus, Jerred
- 116. Graham, Steve
- 117. Harrison, Les
- 118. Hyatt, Tim
- 119. Larabee, Dwight
- 120. Maddox, Paul
- 121. Mueller, David
- 122. Price, Dan
- 123. Protzman, Mark
- 124. Stanton, Kevin
- 125. Swigart, Randy
- 126. Watts, Mike
- 127. Wigley, Keith

LINFIELD COLLEGE

Women's Coach:
Rudy Pearson

- 140. Beeman, Teresa
- 141. Bristow, Laurie
- 142. Gosso, Lori
- 143. Halter, Kim
- 144. Johnson, Petra
- 145. Lind, Lisa
- 146. Mortensen, Janet
- 147. Stevens, Tina
- 148. Thatcher, Angela
- 149. Tepper, Mary
- 150. Thomson, Mary
- 151. Wambach, Katie
- 152. Woodside, Shelly
- 153. Young, Karin

Men's Coach:
George Oja

- 150. Absalon, Erick
- 151. Alward, Joseph
- 152. Anderson, Bryant
- 153. Brown, Curtis
- 154. Caster, Brian
- 155. Culbert, Greg
- 156. Dean, Douglas
- 157. DeYoung, William
- 158. Ferrenburg, Kelly
- 159. Frost, Robert
- 160. Garvey, Mark
- 161. Hodl, David
- 162. Kennedy, Michael
- 163. Killinger, Philip
- 164. McDonald, Kelly
- 165. McGuire, Emmett
- 166. Marsters, Kele
- 167. O'Leary, Dan
- 168. Prevedello, John
- 169. Reason, Randy
- 170. Scanlon, Bruce
- 171. Ussery, Keith
- 172. Voyles, Scott
- 173. Whitlow, Raymond
- 174. Will, Greg

LEWIS & CLARK COLLEGE

Women's Coach:
David Fix

- 120. Ardinger, Liz
- 121. Bolger, Amy
- 122. Crouch, Kathleen
- 123. Duchow, Sandy
- 124. Finaly, Meg
- 125. Johnson, Leslie
- 126. Kurtz, Kathryn
- 127. Lampkin, Teresa
- 128. Larsen, Kari
- 129. Lowell, Sarah
- 130. McLeod, Jamie
- 131. Mitchelmore, Kathy
- 132. Murray, Susan
- 133. Perry, Nicole
- 134. Reaney, Shereen
- 135. Thomas, Michelle
- 136. Underwood, Laurie

Men's Coach:
David Fix

- 130. Ares, Ron
- 131. Baker, Rocky
- 132. Clark, Tim
- 133. Coombs, Randy
- 134. Crandall, Robert
- 135. Geiger, Tom
- 136. Gustovich, Donald
- 137. Houts, Jeff
- 138. Jones, Trent
- 139. Mamizuka, Harry
- 140. Mell, Tom
- 141. Reynolds, Kirk
- 142. Ritenhouse, Duke
- 143. Robinson, Robbie
- 144. Thomas, Chuck

NORTHWEST NAZARENE

Women's Coach:
Paul Taylor

160. Carpenter, Karen
161. Chua, Chris
162. Duncan, Holly
163. Lafferty, Carolyn
164. Zellmer, Jana

Men's Coach:
Paul Taylor

180. Curl, Steve
181. Edwards, Doug
182. Gilbert, Mike
183. Huemoeller, Dale
184. Maves, Randy
185. Morris, Jim
186. Sievers, Tim
187. White, Shawn
188. Wright, Kevin
189. Wyborney, Hank

UNIV. OF PORTLAND

Women's Coach:
Bud Calbreath

170. Buhler, Cathy
171. Hillenkamp, Mary
172. Johnson, Laura
173. Johnston, Kristy
174. Kosctics, Theresa
175. Manning, Ann
176. Wilhelms, Karen

SOUTHERN OREGON

Women's Coach:
Monty Cartwright

180. Cartwright, Dyan
181. Dodson, Mary
182. Doyle, Karen
183. Ettner, Kris
184. Garrison, Debbie
185. Hiatt, Kathy
186. Laws, Christie
187. Olson, Linda
188. Page, Bobi
190. Staat, Kathy
190. Wagner, Lori
191. Ward, Sandi

Men's Coach:
Monty Cartwright

200. Beck, Dave
201. Bishop, Mike
202. Bransom, D.J.
203. County, Michael
204. Dovenberg, Cary
205. Eugene, John
206. Granger, Shawn
207. Grundseth, Alejandro
208. Hill, Devin
209. Hill, Joe
210. Holbrook, Brad
211. Kordich, James
212. Martin, Scott
213. McGuire, Eric
214. Mills, Tom
215. Parker, Ivan
216. Perkins, Allen
217. Rupp, Tim
218. Sakon, Joshua
219. Taylor, Kevin
220. Thomas, Todd
221. Wardwell, Arnold
222. Westphal, Mark
223. Willaman, Mark

WESTERN OREGON

Women's Coach:
Don Spinas

200. Aho, Patty
201. Barnhurst, Debbie
202. Benningfield, C.
203. Bryne, Melonie
204. Dick, Debra
205. Dimick, Julie
206. Gunis, Maria
207. Hannon, Teresa
208. Howard, Rodona
209. Hudson, JoAnne
210. Jensen, Sharon
211. Jester, Dana
212. Knobel, Kris
213. Lovejoy, Kelley
214. O'Leary, Julie
215. O'Leary, Kathryn
216. Osborn, Kellie
217. Richardson, Julia
218. Rooth, Jennifer
219. Seuell, Cathy
220. Smoot, Kim
221. Wegener, Sharon
222. Wright, Kelley
223. Young, Tamara

Men's Coach:
Don Spinas

230. Anderson, Scott
231. Biamont, Tim
232. Brajick, Jack
234. Burke, George
235. Clark, Gerald
236. Coblens, Glen
237. Conaway, Larry
238. Davenport, Dan
239. Esse, Ed
240. Fahey, Jim
241. Findling, Karl
242. French, Dwight
243. Hargett, Kurt
244. Harry, Torrea
245. Highberger, Kelly
246. Hill, Glen
247. Hixson, Brian
248. Holmes, James
249. Jacobs, Jeff
250. Jordon, Dave
251. Keizur, Mike
252. Lind, Brandt
253. Lydum, Matt
254. McClelland, Mike

WESTERN OREGON CONT.

255. Mobley, Ron
256. Moreland, Dick
257. Paulson, Tom
258. Pierson, Linn
259. Polan, Scott
260. Reick, Brian
261. Schrock, Jon
262. Sele, Jason
263. Sorenson, Soren
264. Steffey, Chance
265. Taylor, Les
266. Tilgner, wes
267. Weddle, Larry
268. Woosley, Tad

WILLAMETTE UNIVERSITY

Women's Coach:

Chuck Bowles

230. Alexander, Spring
231. Arens, Pam
232. Baird, Shannon
233. Blum, Julie
234. Bush, Lea
235. Cammack, Kelli
236. Crisifulli, Kara
237. Fishback, Marilyn
238. Gakstatter, Amy
239. Jones, Karla
240. Klein, Kim
241. Lang, Kelli
242. Nielson, Jennifer
243. Peterson, Kristin
244. Simon, Crystal

Men's Coach:

Chuck Bowles

270. Carman, pat
271. Catalani, Rick
272. Coleman, Jay
273. Connors, Kevin
274. DeVyldere, Bob
275. Edmark, James
276. Folker, Randy
277. Gilroy, David
278. Gorman, Jim
279. Healy, Scott
280. Helm, Ken
281. Jacobs, Randy
282. Joelson, Greg
283. Kelly, Kevin
284. Kliewer, Rob
285. LaPray, Sam
286. Libert, Andy
287. Lorenz, Rusty
288. MacGinnitie, Rob
289. McKee, Craig
290. Mitchell, Andy
291. O'Donnell, Troy
292. Searce, David
293. Sommer, Doug
294. Smartt, Scott
295. Torquato, Rich
296. Uomini, Steve
297. Winn, Doug

NAIA DISTRICT #2 TRACK & FIELD CHAMPIONSHIPS - 1986
WOMEN'S ENTRY LIST

100m DASH		13.0

Sheren Wegener	WO	12.4
Kelley Wright	WO	12.4
Cathy Sewell	WO	12.4
Petra Johson	Lin	12.6
Kim Klein	Will	12.92a
Sharon Jensen	WO	12.7
Linda Olson	SO	12.7
Mary Tepper	Lin	12.8
Mary Dodson	SO	12.9
=====		
Lori Gosso	Lin	13.1
Shereen Reaney	L&C	13.36a
Karla Jones	Will	13.37a
Carolyn Lafferty	NNC	13.2
Crystal Simon	Will	13.3

200m DASH		27.1

Kelley Wright	WO	25.8
Sheren Wegener	WO	25.9
Carolyn Lafferty	NNC	26.2
Petra Johnson	Lin	26.64a
Cathy Sewell	WO	26.5
Kim Klein	Will	26.77a
Sharon Jensen	WO	26.6
Cathy Buhler	UP	26.6
Nicole Perry	L&C	26.89a
Kari Larson	L&C	26.93a
Mary Tepper	Lin	26.7
Shelly Woodside	Lin	26.9
Karla Jones	Will	26.9
Christie Lawson	SO	26.9
Kathy Staat	SO	27.0
=====		
Crystal Simon	Will	27.7
Diane Williams	SO	27.8
Lisa Lind	Lin	27.9
Holly Duncan	NNC	28.1

400m DASH		1:03.8

Kelley Wright	WO	59.0
Kari Larson	L&C	59.93a
Nicole Perry	L&C	59.97a
Sheren Wegener	WO	59.8
Christie Lawson	SO	1:00.5
Mary Tepper	Lin	1:00.6
Julie Blum	Will	1:01.6
=====		
Holly Duncan	NNC	1:04.1
Diane Evers	EO	1:04.3
Kathy Staat	SO	1:05.2
Diane Williams	SO	1:05.6
Spring Alexander	Will	1:05.7
Karen Doyle	SO	1:07.0
Petra Johnson	Lin	NM

800m RUN		2:23.3

Julie Blum	Will	2:21.09a
Kathryn O'Leary	WO	2:21
Joanne Hudson	WO	2:21
Meg Finaly	L&C	2:22.0
Patty Aho	WO	2:22.2
Kelli Cammack	Will	2:22.4
Jennifer Neilson	Will	2:22.8
=====		
Theresa Kosctics	UP	2:23.68a
Tammy Young	WO	2:25
Janet Mortensen	Lin	2:25.3
Kristin Peterson	Will	2:26.9
Jennifer Rooth	WO	2:28
Spring Alexander	Will	2:29.1
Jana Zellmer	NNC	2:30.2

1500m RUN		4:58.1
Ann Manning	UP	4:34.57a
Laura Johnson	UP	4:34.4
Kara Crisifulli	Will	4:37.8
Jennifer Neilson	Will	4:48.7
Julie O'Leary	WO	4:52
Kathryn O'Leary	WO	4:53
Kristin Peterson	Will	4:53.2
Janet Mortenson	Lin	4:55.3
Angela Thatcher	Lin	4:55.5
Kris Knobel	WO	4:57.6
=====		
Kelli Cammack	Will	4:58.7
Nancy Roley	GF	5:04
Laurie Bristow	Lin	5:04.4
Megan O'Leary	EO	5:17.3
Kathy Hiatt	SO	5:21

3000m RUN		10:39.8
Ann Manning	UP	9:28.62a
Kara Crisifulli	Will	10:04.0
Mary Hillenkamp	UP	10:04.6
Julie O'Leary	WO	10:14
Kristin Peterson	Will	10:22.2
Karen Wilhelms	UP	10:35.0
=====		
Angela Thatcher	Lin	10:41.9
Jennifer Neilson	Will	10:50.0
Laurie Bristow	Lin	10:55.2
Laura Johnson	UP	10:57.0
Kathy Mitchelmore	L&C	10:58.3
Marilyn Fishback	Will	11:00.2
Nancy Roley	GF	11:07.4
Laurie Underwood	L&C	11:10.38a
Megan O'Leary	EO	11:19.0

5000m RUN		19:17.1
Kristy Johnston	UP	17:28.7
Kara Crisifulli	Will	17:48.51a
Marilyn Fishback	Will	18:24.5
Kristin Peterson	Will	18:46.7
Julie Dimick	WO	18:47
Laurie Bristow	Lin	18:58.36a
Kathy Mitchelmore	L&C	19:13.01a
=====		
Laurie Underwood	L&C	19:28.42a
Shaun Benningfield	WO	19:43
Susan Murray	L&C	19:47.1
Kathryn Kurtz	L&C	20:54.23a
Teresa Beeman	Lin	NM
Megan O'Leary	EO	NM

10,000m RUN		NS
Kara Crisifulli	Will	36:26.5
Marilyn Fishback	Will	38:17.4
Teresa Beeman	Lin	41:32.5
Susan Murray	L&C	42:19.00a

100m HURDLES		17.4
Shelly Woodside	Lin	15.32a
Linda Olson	SO	15.5
Sarah Lowell	L&C	15.6
Sharon Jensen	WO	15.6
Karen Wilkinson	GF	15.9
Melonie Bryne	WO	15.7
Lisa Lind	Lin	16.41a
Petra Johnson	Lin	16.2
Michelle Thomas	L&C	16.5
Kelli Lang	Will	16.5
Cathy Buhler	UP	16.7
Sandi Ward	SO	17.1
Liz Ardinger	L&C	17.3

400m HURDLES		1:13.0
Christie Lawson	SO	1:08.5
Michelle Thomas	L&C	1:08.92a
Mary Thomson	Lin	1:11.02a
Liz Ardinger	L&C	1:11.53
Linda Olson	SO	1:11.6
Kelli Lang	Will	1:11.6
Petra Johnson	Lin	NM
Sharon Jensen	WO	NM

400m RELAY		NS
Western Oregon		50.2
Linfield		50.34a
Willamette		50.41a
Southern Oregon		50.6
Lewis & Clark		51.30a

1600m RELAY		NS
Western Oregon		4:07
Willamette		4:11.24a
Linfield		4:11.6
Lewis & Clark		4:15.13a
Southern Oregon		4:25.7

800m MEDLEY RELAY NS

Western Oregon	NM
Willamette	NM
Linfield	NM
Lewis & Clark	NM
Southern Oregon	NM

HIGH JUMP 4-11

Lisa Lind	Lin	5-6
Amy Bolger	L&C	5-5
Amy Gakstatter	Will	5-5
Shannon Baird	Will	5-4.50
Kelley Lovejoy	WO	5-4
Melonie Bryne	WO	5-4
Maria Gunis	WO	5-1
Pam Arens	Will	5-0.50
Carolyn Lafferty	NNC	5-0.25
Cathy Buhler	UP	5-0
=====		
Karen Doyle	SO	4-10

LONG JUMP 15-9

Karla Jones	Will	18-1.50
Mary Dodson	SO	17-5
Shelly Woodside	Lin	17-1.25
Sharon Jensen	WO	17-1
Pam Arens	Will	16-7.75
Shereen Reaney	L&C	16-6.75
Teresa Hannon	WO	16-5.50
Cathy Buhler	UP	16-4.25
Sandy Duchow	L&C	16-3.50
Michelle Thomas	L&C	16-3
Amy Bolger	L&C	16-0.75
Teresa Lampkin	L&C	16-0.50
Lisa Lind	Lin	16-1.75
Karin Young	Lin	15-10

TRIPLE JUMP NS

Shelly Woodside	Lin	35-10.75
Sandy Duchow	L&C	33-11.25
Amy Bolger	L&C	32-10.50
Dyan Cartwright	SO	32-6
Chris Chua	NNC	31-10
Sarah Lowell	L&C	31-3.75
Teresa Hannon	WO	30-7.50
Debbie French	SO	29-2
Kelley Lovejoy	WO	28-2
Maria Gunis	WO	NM
Pam Arens	Will	NM

SHOT PUT 36-3

Paula Wittenberg	GF	38-10
Cheryl Funk	GF	38-7
Debbie Garrison	SO	38-5
Lea Bush	Will	38-2.75
Dana Jester	WO	38-2
Dixie McCadden	EO	38-1.50
=====		
Kelli Lang	Will	33-3.50
Melonie Byrne	WO	32-8

DISCUS THROW 111-9

Paula Wittenberg	GF	151-1
Lea Bush	Will	138-4
Dana Jester	WO	136-10
Karen Carpenter	NNC	132-10
Cheryl Funk	GF	121-7
Debbie Garrison	SO	119-0
Dixie McCadden	EO	117-9
Carolyn Lafferty	NNC	115-0

JAVELIN THROW 113-10

Denise Fox	GF	149-4
Chris Eltner	SO	143-0
Kim Halter	Lin	142-3
Lori Wagner	SO	139-0
Debbie Barnhurst	WO	138-8
Kellie Osborn	WO	134-0
Leslie Johnson	L&C	131-1
Debbie Garrison	SO	115-0
Bob Page	SO	114-10
=====		
Dixie McCadden	EO	112-11
Tina Stevens	Lin	109-1
Katie Wambach	Lin	108-11

NAIA DISTRICT #2 TRACK & FIELD CHAMPIONSHIPS - 1986
MEN'S ENTRY LIST

100m DASH 11.2

Greg Will	Lin	10.4
Tom Mell	L&C	10.5
Rich Torquato	Will	10.5
Les Taylor	WO	10.5
Ron Mobley	WO	10.8
Kurt Hargett	WO	10.8
Tim Biamont	WO	10.8
Greg Joelson	Will	10.9
Curtis Brown	Lin	11.0
Tim Hyatt	GF	11.0
Dave Mueller	GF	11.0
Rusty Lorenz	Will	11.1
Kevin Connors	Will	11.1
Joe Hill	SO	11.1
David Searce	Will	11.2
John Prevedello	Lin	11.2
Tim Rupp	SO	11.2

=====

Kelly Ferrenburg	Lin	11.46a
Randy Maves	NNC	11.3
James Kordich	SO	11.4

200m DASH 22.8

Greg Will	Lin	21.71a
Tom Mell	L&C	22.14a
Curtis Brown	Lin	22.1
Les Taylor	WO	22.1
Karl Findling	WO	22.1
Keith Ussery	Lin	22.3
Rich Torquato	Will	22.4
Tim Sievers	NNC	22.4
D.J. Bransom	SO	22.5
Dave Mueller	GF	22.6
Ron Mobley	WO	22.6
Tim Biamont	WO	22.6
David Searce	Will	22.7
Joe Hill	SO	22.8
Randy Coombs	L&C	22.96a

=====

Matt Linderman	Will	23.0
Sam Lapray	Will	23.0
Greg Joelson	Will	23.2
Tim Wyatt	GF	23.4

400m DASH 50.6

David Searce	Will	49.18a
Karl Findling	WO	49.1
D.J. Bransom	SO	49.36a
Mike Gilbert	NNC	49.5
Keith Ussery	Lin	49.6
Les Taylor	WO	49.8
Rick Catalani	Will	50.1
Torrea Harry	WO	50.1
Jim Fahey	WO	50.1
Todd Thomas	SO	50.2
Tim Sievers	NNC	50.2
Steve Uomini	Will	50.3

=====

Tim Clark	L&C	50.87a
Rusty Lorenz	Will	50.9
Kevin Connors	Will	51.1

800m RUN 1:57.5

Todd Thomas	SO	1:52.40a
Rob MacGinnitie	Will	1:53.24a
Tom Geiger	L&C	1:54.22a
Ed Esse	WO	1:54
Steve Uomini	Will	1:54.5
Wes Tilgner	WO	1:55
Dave Beck	SO	1:56.3
Brandt Lind	WO	1:56.9
Andy Mitchell	Will	1:57.1

=====

Rocky Baker	L&C	1:59.07a
Randy Swigart	GF	2:00.3
Mike Bishop	SO	2:00.7
Scott Voyles	Lin	2:01.4
Mark Westphal	SO	2:01.5
Phil Reich	EO	2:08.7
Eric Jensen	EO	2:11.5

1500m RUN 4:02.2

Wes Tilgner	WO	3:54
Joe Alward	Lin	3:56.03a
Todd Thomas	SO	3:57.62a
Andy Mitchell	Will	3:58.2
Tad Woosley	WO	3:59
Mike Kennedy	Lin	4:00.44a
Ron Ares	L&C	4:00.67a
Tom Geiger	L&C	4:00.87a
Jason Sele	WO	4:00
Brandt Lind	WO	4:01
David Jordan	WO	4:01
Dave Beck	SO	4:01.8

Rob MacGinnitie	Will	4:05.9
Brad Holbrook	SO	4:07.3
Scott Ball	GF	4:08.1
Mike Bishop	SO	4:09.9
Mark Protzman	GF	4:13.6
Eric Jensen	EO	4:43.2

3000m STEEPLECHASE 9:52.1

Ron Ares	L&C	9:17.42a
James Edmark	Will	9:27.37a
Jason Sele	WO	9:20
Duke Ritenhouse	L&C	9:33.5
Tom Geiger	L&C	9:39.9
Kirk Reynolds	L&C	9:40.68a
Scott Ball	GF	9:45.5
Mike Kennedy	Lin	9:46.0

Doug Winn	Will	9:56.02a
Robert Crandall	L&C	9:56.52a
Brad Holbrook	SO	10:09.0
Dan Price	GF	10:11.5
Brian Reick	WO	10:14

5000m RUN 15:23.4

Joe Alward	Lin	14:34.0
Wes Tilgner	WO	14:45
Tad Woolsey	WO	14:52
Dan O'Leary	Lin	15:03.1
David Gilroy	Will	15:03.9
James Edmark	Will	15:04.7
Mike Kennedy	Lin	15:11.19a
Kirk Reynolds	L&C	15:13.5
Ray Whitlow	Lin	15:17.9
David Jordan	WO	15:22

Jerred Gildehaus	GF	15:24.1
Kevin Wright	NNC	15:27.7
Andy Libert	Will	15:28.5
Duke Ritenhouse	L&C	15:29.6
Greg Miller	EO	15:31.2
Bob Frost	Lin	15:32.5
Robert Crandall	L&C	15:32.8
Joshua Sacon	SO	15:35
Ron Ares	L&C	15:39.1
Doug Winn	Will	15:42.6
Dwight Larabee	GF	15:45.0
Jay Coleman	Will	15:48.9
Kevin Kelly	Will	15:56.0
Brian Reick	WO	16:29
Mike Bishop	SO	NM

10,000m RUN 33:13.0

Greg Miller	EO	31:36.4
Kirk Reynolds	L&C	31:46.34a
Ray Whitlow	Lin	31:57.4
Andy Libert	Will	32:12.56a

Bob Frost	Lin	33:32.0
Kevin Kelly	Will	33:56.0
David Gilroy	Will	NM
Jay Coleman	Will	NM
Dwight Larabee	GF	NM
Jerred Gildehaus	GF	NM
Mike Kennedy	Lin	NM
Dan O'Leary	Lin	NM
Joshua Sacon	SO	NM
Mike Bishop	SO	NM
Tom Mills	SO	NM
Kevin Wright	NNC	NM

110m HURDLES 15.9

Tim Rupp	SO	14.8
Sam Lapray	Will	14.9
Rusty Lorenz	Will	15.0
Keith Wigley	GF	15.1
Kevin Taylor	SO	15.2
Larry Conaway	WO	15.2
Bob DeVylde	Will	15.6
Craig McKee	Will	15.8

Tim Dahlin	GF	16.0
Dave Hodl	Lin	16.2

400m HURDLES 57.4

Bob DeVylde	Will	53.47a
Randy Reason	Lin	53.99a
Sam Lapray	Will	55.7
Randy Folker	Will	55.9
Bruce Scanlon	Lin	56.3
Tim Rupp	SO	56.5
Craig McKee	Will	57.3

Rich Blanchette	GF	58.5
Tim Dahlin	GF	58.9
Jeff Jacobs	WO	59.96a

400m RELAY NS

Western Oregon	41.8
Linfield	42.30a
Willamette	42.3
Lewis & Clark	43.10a
Southern Oregon	43.7
George Fox	43.8
Northwest Nazarene	44.1

1600m RELAY NS

Linfield	3:19.87a
Western Oregon	3:19.9
Willamette	3:21.76a
Lewis & Clark	3:27.02a
Southern Oregon	3:27.7
Northwest Nazarene	3:28.2
George Fox	3:30.8

HIGH JUMP 6-1

Joe Hill	SO	6-8
Shawn Granger	SO	6-8
Rusty Lorenz	Will	6-7.25
Dwight French	WO	6-6.75
Keith Wigley	GF	6-6.25
Larry Conaway	WO	6-5
Rob Kliewer	Will	6-4
Kevin Connors	Will	6-3.25
Scott Healy	Will	6-3
Pat Carmen	Will	6-2
Jim Holmes	WO	6-2
Bryant Anderson	Lin	6-2
Tim Sievers	NNC	6-2

Dale Huemoeller	NNC	6-0
-----------------	-----	-----

POLE VAULT 13-2

Kevin Taylor	SO	15-7
Rusty Lorenz	Will	14-1.25
Randy Coombs	L&C	14-0
Keith Wigley	GF	14-0
Scott Healy	Will	13-8
Larry Conaway	WO	13-7
Ken Helm	Will	13-6
Mike Gilbert	NNC	13-6
Scott Anderson	WO	13-6
Cary Dovenberg	SO	13-6
Dave Elkins	GF	13-2

Jeff Houts	L&C	13-0
Doug Edwards	NNC	13-0
Devon Hill	SO	12-6
Steve Graham	GF	12-6
Larry Weddle	WO	12-6
Erick Absalon	Lin	NM

LONG JUMP		21-5
Ron Mobley	WO	23-2
Joe Hill	SO	22-8
Larry Conaway	WO	22-6
Kurt Hargett	WO	22-1.75
Kelly Ferrenburg	Lin	22-1
Kevin Connors	Will	22-1
Jerry Fuls	GF	21-9.50
Randy Coombs	L&C	21-8.50
Steve Graham	GF	21-5

Randy Folker	Will	20-11.50
Keith Wigley	GF	20-10.50
John Eugene	SO	20-10
Les Harrison	GF	20-9.50
James Kordich	SO	20-6
Tim Hyatt	GF	20-5
Scott Healy	Will	20-3

TRIPLE JUMP 42-9

Kevin Connors	Will	48-0
Kele Marsters	Lin	46-3.25
John Prevedello	Lin	45-3
Scott Anderson	WO	44-0
Keith Wigley	GF	43-9
Jerry Fuls	GF	43-3.50
Dwight French	WO	42-10.75

Robbie Robinson	L&C	42-6
Shawn Granger	SO	42-4.50
John Eugene	SO	41-1
James Kordich	SO	41-1
Donald Gustovich	L&C	40-8.75
Scott Smartt	Will	40-6.50

SHOT PUT 46-9

Ivan Parker	SO	56-5.50
Michael County	SO	48-4
Kelley Highberger	WO	48-0
Arnold Wadwell	SO	47-11
Hank Wyborne	NNC	47-8
Soren Sorenson	WO	47-3.50
Kelly McDonald	Lin	46-10

Matt Lydum	WO	45-11
Mike Watts	GF	45-5
Randy Beetchnow	EO	43-1
Brian Caster	Lin	42-10
Bill DeYoung	Lin	42-3
Jim Gorman	Will	42-1
Ken Rankin	EO	40-2
Rusty Lorenz	Will	38-11.75
Doug Sommer	Will	38-9.25

DISCUS THROW		140-5
Soren Sorenson	WO	159-3
Ivan Parker	SO	158-4
Mike Schaan	SO	155-4
Paul Maddox	GF	152-10
Mike Watts	GF	148-11
Kelly McDonald	Lin	147-9
Doug Sommer	Will	147-3
Brian Caster	Lin	141-8

Steve Curl	NNC	139-5
Arnold Wardwell	SO	138-7
Eric McGuire	SO	136-10
Scott Polen	WO	135-8
Greg Culbert	Lin	134-3
Rusty Lorenz	Will	131-7
Phil Killinger	Lin	128-10
Randy Beetchnow	EO	127-8
Ken Rankin	EO	117-2

JAVELIN THROW 171-0

Bob George	SO	222-0
Michael County	SO	201-11
Mike Keizur	WO	198-0
Allen Perkins	SO	191-9
Doug Edwards	NNC	187-9
Cary Dovenberg	SO	184-6
Rich Blanchette	GF	177-10
Rusty Lorenz	Will	174-8
Dave Mueller	GF	173-7
Mark Garvey	Lin	171-8
Mike Watts	GF	169-0
Doug Dean	Lin	166-2
Jim Morris	NNC	164-5
Scott Healy	Will	162-2
Ken Rankin	EO	154-5
Kevin Connors	Will	151-10
Larry Conaway	WO	NM

HAMMER THROW		143-2
--------------	--	-------

Glen Hill	WO	183-8
Brian Caster	Lin	175-11
Phil Killinger	Lin	166-7
Scott Polen	WO	165-9
Jim Gorman	Will	161-0
Doug Dean	Lin	156-8
Soren Sorenson	WO	153-0
Mike Watts	GF	152-2
Dave Elkins	GF	147-0
Mike McClelland	WO	146-8
Ivan Parker	SO	144-0

Matt Lydum	WO	138-4
Kelly McDonald	Lin	134-2
Doug Sommer	Will	128-7

10,000m WALK		NS
--------------	--	----

Randy Jacobs	Will	49:16.0
Trent Jones	L&C	49:59.2
Fred Clair	EO	54:11.5
Troy O'Donnell	Will	NM
Dan Price	GF	NM
Mark Willaman	SO	NM
Tom Mills	SO	NM
Ali Grundseth	SO	NM

TEAM SCORES: Western Oregon 171½, Willamette 96½, Linfield 93, Lewis & Clark 90, Southern Oregon 67, University of Portland 65, George Fox 31, Northwest Nazarene 15, Eastern Oregon 13

10,000M - (1)Marilyn Fishback, Will, 38:52.4(HT); (2)Nancy Roley, GF, 40:33.7(HT); (3)Susan Murray, LC, 41:12.1(HT); (4)Teresa Beeman, Lin, 41:28.3(HT); (5)Shawn Benningfield, WOSC, 41:35.7(HT).

3,000M - (1)Ann Manning, UP, 9:34.38; (2)Laura Johnson, UP, 9:45.45; (3)Mary Hillenkamp, UP, 10:04.86; (4)Kristy Johnston, UP, 10:10.43; (5)Julie O'Leary, WOSC, 10:19.86; (6)Karen Wilhelms, UP, 10:32.58; (7)Kristin Peterson, Will, 10:42.92; (8)Megan O'Leary, EOSC, 11:18.46; (9)Kathy Hiatt, SOSC, 11:32.68.

800M MEDLEY - (1)Western Oregon (Seuell, Hannon, Wegener, Wright), 1:48.49; (2)Southern Oregon, 1:52.28; (3)Linfield, 1:54.71; (4)Willamette, 1:54.77; (5)Lewis & Clark, 1:56.68.

DISCUS THROW - (1)Lea Bush, Will, 140'4"; (2)Paula Wittenberg, GF, 138'8"; (3)Dana Jester, WOSC, 123'0"; (4)Debbie Garrison, SOSC, 121'11"; (5)Dixie McCadden, EOSC, 115'11".

LONG JUMP - (1)Sharon Jensen, WOSC, 17'6"; (2)Shelly Woodside, Lin, 17'1½"; (3)Karla Jones, Will, 16'10"; (4)Pam Arens, Will, 16'8"; (5)Carol Lafferty, NNC, 16'33/4"; (6)Teresa Hannon, WOSC, 16'1¼"; (7)Cathy Buhler, UP, 15'11"; (8)Sandy Duchow, LC, 15'10½".

HIGH JUMP - (1)Amy Bolger, LC, 5'5"; (2)Lisa Lind, Lin, 5'4"; (3)Amy Gakstatter, Will, 5'3"; (4)Kelley Lovejoy, WOSC, 5'3"; (5)Melonie Bryne, WOSC, 5'1"(tie), Shannon Baird, Will, 5'1".

JAVELIN THROW - (1)Debbie Barnhurst, WOSC, 146'1"; (2)Lori Wagner, SOSC, 141'5"; (3)Denise Fox, GF, 140'3"; (4)Chris Etner, SOSC, 137'8"; (5)Kim Halter, Lin, 137'7"; (6)Leslie Johnson, LC, 133'8"; (7)Karen Carpenter, NNC, 119'7"; (8)Kellie Osborn, 118'5".

400M RELAY - (1)Western Oregon (Seuell, Wright, Hannon, Wegener), 49.0; (2)Linfield, 50.0; (3)Southern Oregon, 50.7; (4)Lewis & Clark, 51.3; (4)Willamette, 51.4.

1500M - (1)Laura Johnson, UP, 4:28.61; (2)Ann Manning, UP, 4:31.48; (3)Julie O'Leary, WOSC, 4:44.44; (4)Kathryn O'Leary, WOSC, 4:46.71; (5)Jennifer Neilson, Will, 4:47.82; (6)Angela Thatcher, Lin, 4:52.53; (7)Julie Richardson, WOSC, 4:59.88; (8)Kris Knobel, WOSC, 5:05.49.

SHOTPUT - (1)Dixie McCadden, EOSC, 41'1"; (2)Lea Bush, Will, 39'3½"; (3)Debbie Garrison, SOSC, 38'7½"; (4)Dana Jester, WOSC, 38'5"; (5)Cheryl Funk, GF, 37'4"; (6)Melanie Byrne, WOSC, 31'5".

100M HURDLES - (1)Shelly Woodside, Lin, 15.69; (2)Sharon Jensen, WOSC, 15.98; (3)Linda Olson, SOSC, 16.20; (4)Sarah Lowell, LC, 16.31; (5)Lisa Lind, Lin, 16.84; (6)Sandy Ward, SOSC, 16.98; (7)Karen Wilkinson, GF, 17.38; (8)Liz Ardinger, LC, 17.77.

100M - (1)Sheren Wegner, WOSC, 12.06; (2)Kim Klein, Will, 13.24; (3)Carolyn Lafferty, NNC, 13.44; (4)Linda Olson, SOSC, 13.53; (5)Cathy Sewell, WOSC, 13.59; (6)Crystal Simon, Will, 13.91.

200M - (1)Sheren Wegener, WOSC, 25.47; (2)Kelly Wright, WOSC, 25.99; (3)Cathy Buhler, UP, 26.96; (4)Cathy Sewell, WOSC, 27.05; (5)Carolyn Lafferty, NNC, 27.14; (6)Kathy Staat, SOSC, 27.71; (7)Diane Williams, SOSC, 28.52; (8)Holly Duncan, NNC, 29.00.

DISTRICT TRACK & FIELD CHAMPIONSHIPS - WOMEN'S RESULTS CONT'D

800M - (1)Joanne Hudson, WOSC, 2:20.1; (2)Theresa Kosctiecs, UP, 2:20.4; (3)Tammy Young, WOSC, 2:20.8; (4)Patty Aho, WOSC, 2:21.9; (5)Kathryn O'Leary, WOSC, 2:22.4; (6)Meg Finaly, LC, 2:22.7;

400M - (1)Kelley Wright, WOSC, 57.73; (2)Nicole Perry, LC, 1:00.38; (3)Kari Latsen, LC, 1:01.75; (4)Diane Williams, SOSC, 1:03.18; (5)Holly Duncan, NNC, 1:04.40; (6)Diane Evers, EOSC, 1:05.32.

400M HURDLES - (1)Petra Johnson, Lin, 1:04.63; (2)Christie Lawson, SOSC, 1:07.87; (3)Michelle Thomas, LC, 1:10.17; (4)Mary Thomson, Lin, 1:11.66; (5)Liz Ardinger, LC, 1:13.30; (6)Linda Olsen, SOSC, 1:14.22.

TRIPLE JUMP - (1)Shelly Woodside, Lin, 36'2"; (2)Sandy Duchow, LC, 34'43/4"; (3)Teresa Hannon, WOSC, 33'4"; (4)Amy Bolger, LC, 32'6½"; (5)Dyan Cartwright, SOSC, 31'8½"; (6)Chris Chua, NNC, 30'10"; (7)Sarah Lowell, LC, 30'5½"; (8)Kelley Lovejoy, WOSC, 30'1¼".

5000M - (1)Kara Crisifulli, Will, 17:40.8; (2)Kristin Peterson, Will, 18:26.8; (3)Nancy Roley, GF, 18:33.8; (4)Angela Thatcher, Lin, 18:37.7; (5)Laurie Bristow, Lin, 18:52.6; (6)Cathy Mithelmore, LC, 18:57.6; (7)Laurie Underwood, LC, 19:03.1; (8)Julie Dimick, WOSC, 19:09.4.

MILE
1600M RELAY - (1)Western Oregon (Jensen, Hudson, Wegener, Wright), 4:05.01; (2)Lewis & Clark, 4:11.56; (3)Willamette, 4:12.26; (4)Southern Oregon, 4:20.61.

Linfield

March 24th, 1986

Men's Pole Vault

Keith Wigley	GFC	13'0"
Larry Weddle	WOSC	11'6"

Kurt Hargett	WOSC	11.2
Randy Coombs	LC	11.4
Harry Mamizika	LC	11.8

Men's Long Jump

Ron Mohley	WOSC	22'5"
Kelly Ferrenburg	Lin	21'10"
Kurt Hargett	WOSC	21'8"
Gerry Clark	WOSC	21'0"
5 Jerry Fuls	GFC	21'0"
Bruce Scanlon	Lin	20'1½"
Dwight French	WOSC	19'10½"
Tom Paulson	WOSC	18'11"
Kerry Wiest	WOSC	18'

Men's 800 Meters

Wes Tilgner	WOSC	1:55.1
Lee Thompson	U of P	1:56.6
Brandt Lind	WOSC	1:56.8
Scott Voyles	LIN	2:03.4
Jonathon Burns	U of P	2:04.6
Jack Brajcich	WOSC	2:06.2
Bill McCready	LIN	2:09.9
Chris Turner	LIN	2:10.2
Blake Pierson	WOSC	2:11.6
Chris Pey	LIN	2:14.3

Men's 400 Meter

Karl Findling	WOSC	49.2
Jim Fahey	WOSC	50.6
T. Hally	WOSC	51.2

Men's 400 Meter Hurdles

Randy Pearson	LIN	56.4
Bruce Scanlon	LIN	58.2
3 Rich Blanchette	GF	58.5
Jason Sele	WOSC	59.0
Tim Dahlin	GF	59.4

Men's Javelin

Mike Kelser	WOSC	197' 6"
2 Rich Blanchette	GF	164' 4"
Mack Garvey	LIN	163' 9"
4 Dave Mueller	GF	153' 2"
Doug Dean	LIN	153'

Men's Triple Jump

Kele Marsters	LIN	44' 3"
John Prevedello	LIN	43' 7"
Kerry Wiest	WOSC	41' 3"
4 Jerry Fuls	GF	41' 2"
Gerry Clark	WOSC	37' 11"

Men's 100 Meters Heat 1

Greg Will	LIN	10.9
Tom Mell	LC	10.9
Tim Biamont	WOSC	11.2
4 Dave Mueller	GF	11.2
5 Tim Hyatt	GF	11.5
Kelly Ferrenburg	LIN	11.7

Men's High Jump

Dwight French	Western	6' 6½"
2 Keith Wigely	GF	6' 4"
Dick Moreland	Western	6' 2"
Jim Holmes	Western	6' 2"
Brad Garret	Portland	6' 2"

Heat 2

Ron Mobley	WOSC	11.1
------------	------	------

9876

Qualifer
Exproel

tean

Cuban

Jin - arde nusa
Slime hamant
July mora

- 01v

Miller 100 11.2

Watt 7 > S.B. Ham
Elms
P/R

=====

Who (GAT)



LEWIS & CLARK COLLEGE/WHITMAN COLLEGE

GEORGE FOX COLLEGE

Newberg, OR
April 5, 1986

EVENT	PLACE	SCHOOL	TIME/DISTANCE	POINTS	GFC	L&C	W
HAMMER	1st Mike Watts	GFC	147'	5			
	2nd Dave Elkins	GFC	130'2"	3			
	X 3rd Paul Maddox	GFC	110'7"	2			
	4th Jim Majesky	L&C	89'10"	1	10/10	1/1	0/0
400m Relay	1st Wigley Mueller Fuls Hyatt	GFC	43.8	5			
	2nd Mamizuka Coombs Mell Geiger	L&C	44.0	3			
	3rd Sposato Johnson Finley Daron	W		0	5/15	3/4	0/0
LONG JUMP	1st Mike Wilcox	W	22'2"	5			
	2nd M. Johnson	W	21'10 3/4"	3			
	3rd R. Coombs	L&C	21'8 1/2"	2			
	• 4th Les Harrison	GFC	20'9 1/2"	1			
	• 5th Jerry Fuls	GFC	20'6 1/2"	0			
	6th Tim Hyatt	GFC	20'4 3/4"	0			
	7th Stuart Mills	W	19'11"	0			
	8th Blanchette	GFC	19'3"	0	1/16	2/6	8/8
JAVELIN	1st. Blanchette	GFC	162'6"	5			
	X 2nd Mike Watts	GFC	154'5"	3			
	3rd David Mueller	GFC	152'9"	2			
	X 4th Randy Coombs	L&C	129'3"	1			
	5th Mamizuka	L&C	121'9"	0	10/26	1/7	0/8
	Ed Buck	Alum	198'5"				
	Owen James	Alum	153'8"				
	Nathan	Alum	157'11"				

LEWIS & CLARK COLLEGE/WHITMAN COLLEGE

GEORGE FOX COLLEGE

Newberg, OR
April 5, 1986

EVENT	PLACE	SCHOOL	TIME/DISTANCE	POINTS	GFC	L&C	W
SHOT	1st Mike Watts	GFC	41'9"	5			
	2nd Paul Maddox	GFC	37'0"	3			
	3rd Gary Wescott	L&C	35'9"	2			
	4th Ridgley Liepin	W	35'1"	1			
	5th Jim Majeskey	L&C	33'6"	0	8/34	2/9	1/9
	Ed Buck	Alum	41'6"				
	Steve Curtis	Alum					
	Nathan Whithem	Alum	39'4"				
STEEPLE- CHASE	1st Ron Ares	L&C	9:42.5	5			
	2nd Scott Ball	GFC	10:14.2	3			
	3rd Robert Grandall	L&C	10:19.5	2			
	4th John Guess	L&C	10:57.8	1	3/37	8/17	0/9
110 HH	1st Keith Wigley	GFC	15.2	5			
	2nd Mike Wilcox	W	15.2	3			
	3rd Tim Dahlin	GFC	17.1	2	7/44	8/17	3/12
HIGH JUMP	1st Keith Wigley	GFC	6'4"	5			
	2nd Steve Graham	GFC	5'8"	3	8/52	0/17	0/12
	Owen James	Alum	6'2"				
1500	1st Kirk Reynolds	L&C	4:13.2	5			
	2nd Mark Protzman	GFC	4:13.6	3			
	3rd David Gee	L&C	4:32.2	2			
	4th Brent Stubbs	W	4:46.0	1	3/55	7/24	1/13
POLE VAULT	1st Keith Wigley	GFC	13'	5			
	2nd Richard Finley	W	12'6"	3	5/60	0/24	3/16
100	1st Tom Mall	L&C	10.5	5			
	2nd M. Johnson	W	10.8	3			
	3rd Tim Hyatt	GFC	11.0	2			
	4th David Mueller	W	11.9	1			
	5th John Sposato	W	11.4	0			
	6th Harry Mamizuka	L&C	11.7	0			
	7th Richard Finley	W	12.2	0	3/63	5/29	3/19

LEWIS & CLARK COLLEGE/WHITMAN COLLEGE
GEORGE FOX COLLEGE

Newberg, OR
April 5, 1986

EVENT	PLACE	SCHOOL	TIME/DISTANCE	POINTS	GFC	L&C	W
TRIPLE JUMP	1st Keith Wigley	GFC	43'9"	5			
	2nd Jerry Puls	GFC	42'9 1/2"	3			
	3rd Stuart Mills	W	41'9 3/4"	2	8/71	1/29	2/21
800	1st Rocky Baker	L&C	2:02.0	5			
	2nd Sco** Hall	GFC	2:04.8	3			
	3rd Donn**	L&C	2:07.1	2			
	4th David**	L&C	2:10.6	1			
	5th Phil Coats	W	2:14.5	0			
	6th Keith Shields	W	2:17.8	0	3/74	8/37	0/21
400	1st Tom Geiger	L&C	52.3	5			
	2nd Randy Swigart	GFC	52.5	3			
	3rd Keith Shields	W	54.2	2			
	Wendell Otto	Alum	55.7	0	3/77	5/42	2/23
400 IH	1st Rod Daron	W	56.7	5			
	2nd Tim Dahlon	GFC	59.3	3			
	X 3rd Rich Blanchette	GFC	1:01.4	2	5/82	0/42	5/28
DISCUS	1st Mike Watts	GFC	135'11"	5			
	2nd Paul Maddox	GFC	125'11"	3			
	3rd Gary Wescott	L&C	91'	2	8/90	2/44	0/28
5000	1st Dwight Larabee	GFC	15:45.0	5			
	2nd Kirk Reynolds	L&C	15:54.3	3			
	3rd Duke Ritenhouse	L&C	15:59.7	2			
	4th Dan Price	GFC	16:26.4	1			
	5th Brent Stubbs	W		0	6/96	5/49	0/28
1600m Relay	1st Mueller Swigart Puls Wigley	GFC	3:36.83	5			

Wigley = 400 relay
110-HH
HS
PV
L&C

18 events

GFC = 11 firsts
11 2nd
5 third
NO 1st or 2nd in 2 Event;
L&C 1100

2 sweeps = Hummel
Janin
1st 2nd = 6 (1)
Shot
HS
TJ

LEWIS & CLARK COLLEGE/WHITMAN COLLEGE
GEORGE FOX COLLEGE

Newberg, OR
April 5, 1986

EVENT	PLACE	SCHOOL	TIME/DISTANCE	POINTS	GFC	L&C	W
	Gee Spares Baker Geiger	L&C	3:36.85	3	5/104	3/58	0/29
						104	58 3/

LEWIS & CLARK COLLEGE/WHITMAN COLLEGE
GEORGE FOX COLLEGE

Newberg, OR
April 5, 1986

EVENT	PLACE	SCHOOL	TIME/DISTANCE	POINTS	GFC	L&C	W
SHOT	<u>1st</u> Cheryl Funk	GFC	38'7"	5	5/5	5/5	0/0
	2nd Sarah Lowell	L&C	24'5"	3			
	3rd Tawanna Ward	L&C	22'4"	2			
400m Relay	1st Seine Chang						
	Barb Backman						
	Holly Bays	W	51.2	5	0/5	3/8	5/5
	Vonda Sargent						
	2nd Perry						
	Johnson	L&C	52.0	3			
	Larsen						
	Reaney						
400	1st Barb Backman	W	1:02.0	5	0/5	5/13	6/11
	2nd Kari Larsen	L&C	1:02.8	3			
	3rd Nicole Perry	L&C	1:03.2	2			
	4th	W	1:03.9	1			
100m Hurdles	1st Sarah Lowell	L&C	15.6	5	3/8	7/20	1/12
	<u>2nd</u> Karen Wilkenson	GFC	15.9	3			
	3rd Michelle Thomas	L&C	16.5	2			
	4th Jane Hopper	W	17.0	1			
200	1st Vonda Sargent	W	25.5	5	0/8	4/24	7/19
	2nd Kari Larson	L&C	26.9	3			
	3rd Seine Chiang	W	27.1	2			
	4th Nicole Perry	L&C	27.1	1			
300	1st Kathleen Crouch	L&C	2:28.7	5	0/8	5/29	5/24
	2nd Dawn Lewis	W	2:29.1	3			
	3rd Julie Abo	W	2:33.2	2			
400IH	1st Jane Hopper	W	1:11.6	5	0/8	5/32	7/31
	2nd Michelle Thomas	L&C	1:11.9	3			
	3rd Sandy Fisher	W	1:15.2	2			

LEWIS & CLARK COLLEGE/WHITMAN COLLEGE
GEORGE FOX COLLEGE

Newberg, OR
April 5, 1986

EVENT	PLACE	SCHOOL	TIME/DISTANCE	POINTS	GFC	L&C	W
Long Jump	1st	Michell Thomas	L&C	16'3"	5	0/8	11/43 0/31
	2nd	Sandy Duchow	L7C	15'8 $\frac{1}{2}$ "	3		
	3rd	Reaney, Shereen	L&C	15'6"	2		
	4th	Teresa Lampkin	L&C	15'4"	1		
100	1st	Vonda Sargent	W	12.6	5	0/8	2/45 9/40
	2nd	Seine Chiang	W	13.0	3		
	3rd	Teresa Lampkin	L&C	13.3	2		
	4th	Kristin Richel	W	13.5	1		
Javelin	1st	Denise Fox	GFC	133'	5	6/14	3/48 2/42
	2nd	Leslie Johnson	L&C	118'2"	3		
	3rd	Sandra Fisher	W	114'7"	2		
	4th	Sue Woolsey	GFC	75'2"	1		
1500	1st	Julie Abo	W	5:03.6	5	3/17	0/48 8/50
	X 2nd	Nancy Roley	GFC	5:04.1	3		
	3rd	Lory Simard	W	5:09.8	2		
	4th	Becky Snow	W	5:11.5	1		
3000	1st	Nancy Roley	GFC	11:10.8	5	5/22	3/51 3/53
	2nd	Lori Simard	W	11:19.0	3		
	3rd	Laurie Underwood	L&C	11:26.5	2		
	4th	Kathy Mitchelmore	L&C	11:33.1	1		
4x400 Relay	1st	Whitman		4:23.4	5	0/22	3/54 5/58
	2nd	Lewis and Clark		4:29.4		0/22	
Discus	1st	Wittenburg, Paula	GFC	151'1"	5	8/30	0/54 2/60
	X 2nd	Funk, Cheryl	GFC	115'1"	3		
	3rd	Fisher, Sandra	W	87'5"	2		
	4th						
Triple Jump	1st	Sandy Duchow	L&C	32'8 $\frac{1}{2}$ "	5	0/30	8/62 3/63
	2nd	Sarah Lowell	L&C	31'33/4"	3		
	3rd	Kristin Richel	W	31'31/4"	2		
	4th	Sandra Fisher	W	29'9 $\frac{1}{2}$ "	1		

TOTAL: GFC 30 L&C 62 Whitman 63
Dual Scores: Whitman 63 L&C 58
Whitman 88 GFC 32

GFC = 41
2000
144

LEWIS & CLARK COLLEGE/WHITMAN COLLEGE

GEORGE FOX COLLEGE

Newberg, OR
April 5, 1986

EVENT	PLACE	SCHOOL	TIME/DISTANCE	POINTS	GFC	L&C	W
HAMMER	1st Mike Watts	GFC	147'	5			
	2nd Dave Elkins	GFC	130'2"	3			
	3rd Paul Maddox	GFC	110'7"	2			
	4th Jim Majesky	L&C	89'10"	1	10/10	1/1	0/0
400m Relay	1st Wigley						
	Mueller	GFC	43.8	5			
	Fuls						
	Hyatt						
	2nd Mamizuka						
	Coombs	L&C	44.0	3			
	Mell						
	Geiger						
3rd Sposato	Johnson						
	Finley	W		0	5/15	3/4	0/0
	Daron						
LONG JUMP	1st Mike Wilcox	W	22'2"	5			
	2nd M. Johnson	W	21'10 3/4"	3			
	3rd R. Coombs	L&C	21'8 1/2"	2			
	4th Les Harrison	GFC	20'9 1/2"	1			
	5th Jerry Fuls	GFC	20'6 1/2"	0			
	6th Tim Hyatt	GFC	20'4 3/4"	0			
	7th Stuart Mills	W	19'11"	0			
	8th Blanchette	GFC	19'3"	0	1/16	2/6	8/8
JAVELIN	1st Blanchette	GFC	162'6"	5			
	2nd Mike Watts	GFC	154'5"	3			
	3rd David Mueller	GFC	152'9"	2			
	4th Randy Coombs	L&C	129'3"	1			
	5th Mamizuka	L&C	121'9"	0	10/26	1/7	0/8
	Ed Buck	Alum	198'5"				
	Owen James	Alum	150'8"				
	Nathan	Alum	157'11"				

LEWIS & CLARK COLLEGE/WHITMAN COLLEGE

GEORGE FOX COLLEGE

Newberg, OR
April 5, 1986

EVENT	PLACE	SCHOOL	TIME/DISTANCE	POINTS	GPC	L&C	W
SHOT	1st Mike Watts	GPC	41'9"	5			
	2nd Paul Maddox	GPC	37'0"	3			
	3rd Gary Wescott	L&C	35'9"	2			
	4th Ridgley Liepin	W	35'1"	1			
	5th Jim Majeskey	L&C	33'6"	0	8/34	2/9	1/9
	Eb Buck	Alum	41'6"				
	Steve Curtis	Alum					
	Nathan Whithem	Alum	39'4"				
STEEPLE- CHASE	1st Ron Ares	L&C	9:42.5	5			
	2nd Scott Ball	GPC	10:14.2	3			
	3rd Robert Crandall	L&C	10:19.5	2	3/37	8/17	0/9
	4th John Guess	L&C	10:57.8	1			
110 HH	1st Keith Wigley	GPC	15.2	5			
	2nd Mike Wilcox	W	15.2	3			
	3rd Tim Dahlin	GPC	17.1	2	7/44	8/17	3/12
HIGH JUMP	1st Keith Wigley	GPC	6'4"	5			
	2nd Steve Graham	GPC	5'8"	3	8/52	0/17	0/12
	Owen James	Alum	6'2"				
1500	1st Kirk Reynolds	L&C	4:13.2	5			
	2nd Mark Protzman	GPC	4:13.6	3			
	3rd David Gee	L&C	4:32.2	2			
	4th Brent Stubbs	W	4:46.0	1	3/55	7/24	1/13
POLE VAULT	1st Keith Wigley	GPC	13'	5			
	2nd Richard Finley	W	12'6"	3	5/60	0/24	3/16
100	1st Tom Mell	L&C	10.5	5			
	2nd M. Johnson	W	10.8	3			
	3rd Tim Hyatt	GPC	11.0	2			
	4th David Mueller	W	11.8	1			
	5th John Sposato	W	11.4	0			
	6th Harry Mamizuka	L&C	11.7	0			
	7th Richard Finley	W	12.2	0	3/63	5/29	3/19

LEWIS & CLARK COLLEGE/WHITMAN COLLEGE

GEORGE FOX COLLEGE

Newberg, OR
April 3, 1986

EVENT	PLACE	SCHOOL	TIME/DISTANCE	POINTS	GFC	L&C	W
TRIPLE JUMP	1st Keith Wigley	GFC	43'9"	5			
	2nd Jerry Fula	GFC	42'9 1/4"	3			
	3rd Stuart Mills	W	41'9 3/4"	2	8/71	/29	2/21
800	1st Rocky Baker	L&C	2:02.0	5			
	2nd Sco** Wall	GFC	2:04.8	3			
	3rd Donn res	L&C	2:07.1	2			
	4th David	L&C	2:10.6	1			
	5th Phil Coats	W	2:14.5	0			
	6th Keith Shields	W	2:17.8	0	3/74	8/37	0/21
400	1st Tom Geiger	L&C	52.3	5			
	2nd Randy Swigart	GFC	52.5	3			
	3rd Keith Shields	W	54.2	2			
	Wendall Otto	Alum	55.7	0	3/77	5/42	2/23
400 IH	1st Rod Daron	W	56.7	5			
	2nd Tim Dehlon	GFC	59.3	3			
	3rd Rich Blanchette	GFC	1:01.4	2	5/82	0/42	5/28
DISCUS	1st Mike Watts	GFC	133' 11"	5			
	2nd Paul Maddox	GFC	125' 11"	3			
	3rd Gary Wescott	L&C	91'	2	8/90	2/44	0/28
5000	1st Dwight Larabee	GFC	15:45.0	5			
	2nd Kirk Reynolds	L&C	15:54.3	3			
	3rd Duke Ritenhouse	L&C	15:59.7	2			
	4th Dan Price	GFC	16:26.4	1			
	5th Brent Stubbs	W		0	6/96	5/49	0/28
1600m Relay	1st Mueller Swigart, Fula Wigley	GFC	3:36.83	5			

LEWIS & CLARK COLLEGE/WHITMAN COLLEGE

GEORGE FOX COLLEGE

Newberg, OR
April 5, 1986

EVENT	PLACE	SCHOOL	TIME/DISTANCE	POINTS	GFC	L&C	W
	Gee Spares Baker Geiger	L&C	3:36.85	3	5/104	3/59 58	0/28 31

TEAM SCORES: Western Oregon 171½, Willamette 96½, Linfield 93, Lewis & Clark 90, Southern Oregon 67, University of Portland 65, George Fox 31, Northwest Nazarene 15, Eastern Oregon 13

10,000M - (1) Marilyn Fishback, Will, 38:52.4(HT); (2) Nancy Roley, GF, 40:33.7(HT); (3) Susan Murray, LC, 41:12.1(HT); (4) Teresa Beeman, Lin, 41:28.3(HT); (5) Shawn Benningfield, WOSC, 41:35.7(HT).

3,000M - (1) Ann Manning, UP, 9:34.38; (2) Laura Johnson, UP, 9:45.45; (3) Mary Hillenkamp, UP, 10:04.86; (4) Kristy Johnston, UP, 10:10.43; (5) Julie O'Leary, WOSC, 10:19.86; (6) Karen Wilhelms, UP, 10:32.58; (7) Kristin Peterson, Will, 10:42.92; (8) Megan O'Leary, EOSC, 11:18.46; (9) Kathy Hiatt, SOSC, 11:32.68.

800M MEDLEY - (1) Western Oregon (Seuell, Hannon, Wegener, Wright), 1:48.49; (2) Southern Oregon, 1:52.28; (3) Linfield, 1:54.71; (4) Willamette, 1:54.77; (5) Lewis & Clark, 1:56.68.

DISCUS THROW - (1) Lea Bush, Will, 140'4"; (2) Paula Wittenberg, GF, 138'8"; (3) Dana Jester, WOSC, 123'0"; (4) Debbie Garrison, SOSC, 121'11"; (5) Dixie McCadden, EOSC, 115'11". *(C) Cheryl Funk*

LONG JUMP - (1) Sharon Jensen, WOSC, 17'6"; (2) Shelly Woodside, Lin, 17'1½"; (3) Karla Jones, Will, 16'10"; (4) Pam Arens, Will, 16'8"; (5) Carol Lafferty, NNC, 16'33/4"; (6) Teresa Hannon, WOSC, 16'1½"; (7) Cathy Buhler, UP, 15'11"; (8) Sandy Duchow, LC, 15'10½".

HIGH JUMP - (1) Amy Bolger, LC, 5'5"; (2) Lisa Lind, Lin, 5'4"; (3) Amy Gakstatter, Will, 5'3"; (4) Kelley Lovejoy, WOSC, 5'3"; (5) Melonie Bryne, WOSC, 5'1"(tie), Shannon Baird, Will, 5'1".

JAVELIN THROW - (1) Debbie Barnhurst, WOSC, 146'1"; (2) Lori Wagner, SOSC, 141'5"; (3) Denise Fox, GF, 140'3"; (4) Chris Etner, SOSC, 137'8"; (5) Kim Halter, Lin, 137'7"; (6) Leslie Johnson, LC, 133'8"; (7) Karen Carpenter, NNC, 119'7"; (8) Kellie Osborn, 118'5".

400M RELAY - (1) Western Oregon (Seuell, Wright, Hannon, Wegener), 49.0; (2) Linfield, 50.0; (3) Southern Oregon, 50.7; (4) Lewis & Clark, 51.3; (4) Willamette, 51.4.

1500M - (1) Laura Johnson, UP, 4:28.61; (2) Ann Manning, UP, 4:31.48; (3) Julie O'Leary, WOSC, 4:44.44; (4) Kathryn O'Leary, WOSC, 4:46.71; (5) Jennifer Neilson, Will, 4:47.82; (6) Angela Thatcher, Lin, 4:52.53; (7) Julie Richardson, WOSC, 4:59.88; (8) Kris Knobel, WOSC, 5:05.49.

SHOTPUT - (1) Dixie McCadden, EOSC, 41'1"; (2) Lea Bush, Will, 39'3½"; (3) Debbie Garrison, SOSC, 38'7½"; (4) Dana Jester, WOSC, 38'5"; (5) Cheryl Funk, GF, 37'4"; (6) Melanie Byrne, WOSC, 31'5".

100M HURDLES - (1) Shelly Woodside, Lin, 15.69; (2) Sharon Jensen, WOSC, 15.98; (3) Linda Olson, SOSC, 16.20; (4) Sarah Lowell, LC, 16.31; (5) Lisa Lind, Lin, 16.84; (6) Sandy Ward, SOSC, 16.98; (7) Karen Wilkinson, GF, 17.38; (8) Liz Ardinger, LC, 17.77.

100M - (1) Sheren Wegner, WOSC, 12.06; (2) Kim Klein, Will, 13.24; (3) Carolyn Lafferty, NNC, 13.44; (4) Linda Olson, SOSC, 13.53; (5) Cathy Sewell, WOSC, 13.59; (6) Crystal Simon, Will, 13.91.

200M - (1) Sheren Wegener, WOSC, 25.47; (2) Kelly Wright, WOSC, 25.99; (3) Cathy Buhler, UP, 26.96; (4) Cathy Sewell, WOSC, 27.05; (5) Carolyn Lafferty, NNC, 27.14; (6) Kathy Staat, SOSC, 27.71; (7) Diane Williams, SOSC, 28.52; (8) Holly Duncan, NNC, 29.00.

DISTRICT TRACK & FIELD CHAMPIONSHIPS - WILLAMETTE - May 9 & 10, 1986 ('ten)

TEAM SCORES: Southern Oregon 174, Western Oregon 1663/5, Willamette 1567/10, Linfield 953/5, Lewis & Clark 36, George Fox 343/5, Eastern Oregon 30, Northwest Nazarene 15½

HAMMER THROW - (1)Glen Hill, WOSC, 178'9"; (2)Phil Killinger, Lin, 164'8"; (3)Brian Caster, Lin, 164'8"; (4)Scott Polen, WOSC, 158'9"; (5)Jim Gorman, Will, 153'10"; (6)Soren Sorenson, 152'0"; (7)Mike Watts, GF, 147'5"; (8)Doug Dean, Lin, 146'5".

10,000M - (1)Kirk Reynolds, LC, 31:42.21; Greg Miller, EOSC, 31:46.72; Jerred Gildehaus, GF, 31:51.79; Andy Libert, Will, 32:02.26; Ray Whitlow, Lin, 32:06.32; David Gilroy, Will, 32:22.57; Dwight Larabee, GF, 32:30.03; Joshua Sacon, SOSC, 32:40.01; Kevin Wright, NNC, 32:51.41; Bob Frost, Lin, 32:51.89.

LONG JUMP - (1)Joe Hill, SOSC, 22'10½"; (2)Kevin Connors, Will, 22'5"; (3)Kelly Ferrenburg, Lin, 22'1"; (4)Larry Conaway, WOSC, 21'103/4"; (5)Ron Mobley, WOSC, 21'10½"; (6)Kurt Hargett, WOSC, 21'63/4"; (7)Randy Coombs, LC, 21'6½"; (8)Les Harrison, GF, 20'7½".

DISCUS THROW - (1)Soren Sorenson, WOSC, 157'10"; (2)Ivan Parker, SOSC, 155'11"; (3)Mike Watts, GF, 146'6"; (4)Paul Maddox, GF, 140'3"; (5)Doug Sommer, Will, 139'6"; (6)Steve Curl, NNC, 139'1"; (7)Mike Schaan, SOSC, 135'3"; (8)Arnold Wardwell, SOSC, 132'1".

HIGH JUMP - (1)Joe Hill, SOSC, 6'6"; (2)Shawn Granger, SOSC, 6'6"; (3)Dwight French, WOSC, 6'5"; (4)Kevin Connors, Will, 6'3"; (5)tie Bryant Anderson, Lin, 6'1", Jim Holmes, WOSC, 6'1", Scott Healy, Will, 6'1", Rob Kliever, Will, 6'1", Keith Wigley, GF, 6'1";

STEEPLECHASE - (1)Jason Sele, WOSC, 9:24.32; (2)James Edmark, Will, 9:27.71; (3)Ron Ares, LC, 9:44.75; (4)Duke Ritenhouse, LC, 9:48.14; (5)Brad Holbrook, SOSC, 9:48.42; (6)Scott Ball, GF, 9:55.41; (7)Doug Winn, Will, 10:05.79; (8)Dan Price, GF, 10:05.94; (9)Robert Crandall, 10:19.

SHOTPUT - (1)Ivan Parker, SOSC, 55'3"; (2)Michael County, SOSC, 48'7"; (3)Kelley Highberger, WOSC, 47'11"; (4)Arnold Wadwell, SOSC, 47'11"; (5)Soren Sorenson, WOSC, 47'5"; (6)Hank Wyborne, NNC, 46'6½"; (7)Matt Lydum, WOSC, 45'8"; (8)Randv Beetchow, EOSC, 41'11½".

TRIPLE JUMP - (1)Kevin Connors, Will, 47'0"; (2)Kele Marsters, Lin, 46'1½"; (3)John Prevedello, Lin, 44'7½"; (4)Dwight French, WOSC, 44'23/4"; (5)Scott Anderson, WOSC, 42'11½"; (6)Shawn Granger, SOSC, 42'4½"; (7)Jerry Fuls, GF, 41'73/4"; (8)Keith Wigley, GF, 41'7".

10,000M WALK - (1)Randy Jacobs, Will, 50:37.8; (2)Fred Clair, EOSC, 53:44.6; (3)Troy O'Donnell, Will, 59:54.4; (4)Mark Willamen, SOSC, 1:01:07.2.

400M RELAY - (1)Western Oregon (Biamont, Taylor, Findling, Mobley), 41.7; (2)Willamette, 43.3; (3)Southern Oregon, 43.3; (4)Lewis & Clark, 43.7; (5)Northwest Nazarene, NT; (6)George Fox, NT.

1500M - (1)Dave Beck, SOSC, 3:56.42; (2)Brandt Lind, WOSC, 3:57.03; (3)Todd Thomas, SOSC, 4:00.69; (4)Joe Alward, Lin, 4:02.48; (5)Ron Ares, LC, 4:02.58; (6)Andy Mithcell, Will, 4:05.59; (7)Dan O'Leary, Lin, 4:07.39; (8)Jason Sele, WOSC, 4:09.3; (9)John Schrock, WOSC, 4:14.04; (10)David Jordan, WOSC, 4:25.4.

110M HURDLES - (1)Sam Lapray, Will, 15.02; (2)Tim Rupp, SOSC, 15.27; (3)Kevin Taylor, SOSC, 15.69; (4)Larry Conaway, WOSC, 16.04; (5)Keith Wigley, GF, 16.42; (6)Craig McKee, Will, 16.45; (7)Tim Dahlin, GF, 16.74.

DISTRICT TRACK & FIELD CHAMPIONSHIPS - MEN'S RESULTS CONT'D

400M - (1)David Searce, Will, 48.64; (2)Karl Findling, WOSC, 48.88; (3)D.J. Branson, SOSC, 49.56; (4)Jim Fahey, WOSC, 49.86; (5)Tim Sievers, NNC, 50.76.

POLE VAULT - (1) Kevin Taylor, SOSC, 14'0"; (2)Cary Dovenberg, SOSC, 13'2"; (3)Scott Anderson, WOSC, 13'2"; (4)Keith Wigley, GF, 13'2"; (5)Mike Gilbert, NNC, 12'8"(tie), Scott Healy, Will, 12'8"; (7)Ken Helm, Will, 12'8".

100M - (1)Greg Will, Lin, 11.22; (2)Ron Mobley, WOSC, 11.33; (3)Tom Mell, LC, 11.49; (4)Rich Torquato, Will, 11.51; (5)Tim Biamont, WOSC, 11.57; (6)Kurt Hargett, WOSC, 11.63; (7)Tim Hyatt, GF, 11.93.

800M - (1)Rob MacGinnitie, Will, 1:54.72; (2)Todd Thomas, SOSC, 1:54.86; (3)Steve Uomini, Will, 1:55.45; (4)Dave Beck, SOSC, 1:59.53; (5)Randy Swigart, GF, 1:59.72; (6)Ed Esse, WO, 2:00.7; (7)Rocky Baker, LC, 2:01.5.

400M HURDLES - (1)Bob DeVlydere, Will, 53.33; (2)Randy Reason, Lin, 54.52; (3)Tim Rupp, SOSC, 55.40; (4)Mike Gilbert, NNC, 55.58; (5)Sam Lapray, Will, 55.68; (6)Randy Folker, Will, 57.08; (7)Craig McKee, Will, 58.03; (8)Jeff Jacobs, WOSC, 58.77.

JAVELIN THROW - (1)Mike Keizur, WOSC, 204'11"; (2)Michael County, SOSC, 190'10"; (3)Allen Perkins, SOSC, 180'5"; (4)Rusty Lorenz, Will, 173'8"; (5)Cary Dovenberg, 172'9"; (6)Mark Garvey, Lin, 164'9".

200M - (1)Greg Will, Lin, 21.8; (2)Karl Findling, WOSC, 22.2; (3)Tim Biamont, WOSC, 22.6; (4)Curtis Brown, Lin, 22.9; (5)D.J. Bransom, SOSC, 23.1; (6)Tim Sievers, NNC, 23.3;

5000M - (1)Tad Woosley, WOSC, 14:55.3; (2)Joe Alward, Lin, 14:59.7; (3)Mike Kennedy, Lin, 15:07.8; (4)Greg Miller, EOSC, 15:08.8; (5)James Edmark, Will, 15:22.4; (6)Dan O'Leary, Lin, 15:25.1.

1600M RELAY - (1)Western Oregon (Fahey, Hargett, Mobley, Gilbert), 3:19.59; (2)Willamette, 3:19.98; (3)Linfield, 3:21.79; (4)Lewis & Clark, 3:25.73; (5)Northwest Nazarene, 3:25.76; (6)Southern Oregon, 3:26.18; (7)George Fox, 3:29.16.

BRUIN TRACK
1986 SEASON'S BEST

5-13-86

400 Relay	4-5 43.8 Fuls, Hyatt, Wigley, Mueller								
Steeple Chase	3-1 Ball 9:45.5	5-3 Price 10:03.5							
1500	3-14 Ball 4:08.1	4-5 Protsman 4:13.6	4-10 Gildehaus 4:16.1	4-19 Larabee 4:18.3	4-22 Blanchette 4:37.1	4-22 Wigley 4:39.5			
110 High Hurdles	4-10 Wigley 15.1	4-10 Dahlin 16.0	4-22 Blanchette 17.9						
400	4-21 Wigley 52.4	4-21 Blanchette 53.6	4-5 Swigart 54.2						
100	4-10 Hyatt 11.0	4-5 Mueller 11.0	3-28 Wigley 11.3	4-21 Blanchette 12.0					
800	5-10 Swigart 1:59.72	4-26 Ball 2:01.1	4-26 Protsman 2:02.5						
Interm. Hurdles	3-14 Blanchette 58.5	4-19 Dahlin 58.9							
200	4-5 Mueller 22.6	4-26 Hyatt 23.4	4-10 Elkins 25.7						
1600 Relay	4-10 3:29.16	Fuls - Graham FAT Mueller - Wigley	3-1 3:30.8	Mueller - Graham Fuls - Wigley					
5000	4-5 Gildehaus 15:24.1	3-8 Larabee 15:45.0	3-8 Ball 16:00.6	3-8 Protsman 16:29.5					
10,000	5-9 Gildehaus 31:51.79	5-9 FAT Larabee 32:30.03							
Pole Vault	4-26 Wigley 14-0	4-19 Elkins 13-2	4-26 S. Graham 12-6	4-10 Stanton 11-0	4-22 Blanchette 10-6				
High Jump	3-28 Wigley 6-6½	4-5, 4-19 S. Graham 5-8	4-21 Blanchette 5-3						
Long Jump	4-19 Fuls 21-9½	4-5 Graham 21-5	4-19 Wigley 20-10½	4-5 Harrison 20-9½	4-5 Hyatt 20-5	4-5 Blanchette 19-3			
Triple Jump	4-5 Wigley 43-9	4-10 Fuls 43-3½	4-19 Graham						
Shot	3-14 Watts 45-5	5-10 Maddox 39-9	4-21 Blanchette 34-3	4-21 Wigley 32-6½					
Discus	4-10 Maddox 152-10	4-19 Watts 148-11	4-19 Blanchette 103-10	3-29 Wigley 98-3½					
Javelin	3-1 Blanchette 177-10	4-10 Mueller 173-7	4-26 Watts 169-0	3-29 Wigley 163-9					
Hammer	4-26 Watts 152-2	3-14 Elkins 147-0	3-1 Maddox 131-3						
Decathlon	3/28-29 Wigley 6330	4/21-22 Blanchette 5361							
Marathon	2-22 Larabee 2:41:56	2-22 Price 3:05:23							

BRUIN TRACK
1986 Point Totals

	L&C	Whit.	Lia.	UPS	SOSC WOSC	Dist.	Natl.	Total
Ball	6	10 16	5 21	5 26	5 31	1 32	-	32
Blanchette	8	6 14	7 21 1/2	8 29 1/2	3 32 1/2	0 32 1/2	-	32 1/2
Dahlin	8	4 12	6 18	8 26	0 26	0 26	-	26
Elkins	3	3 6	3 9	6 15	0 15	0 15	-	15
Fula	6 1/2	5 12	3 1/2 15 1/2	8 23 1/2	3 26 1/2	0 26 1/2	-	26 1/2
Gildehaus	Stress fracture	-	-	1 1	5 6	6 12	-	12
Graham S.	3	3 6	4 10 1/2	6 16 1/2	1 17 1/2	1 17 1/2	-	17 1/2
Graham T.	Ankle	-	RED SHIRT			-	-	-
Harrison	3	1 4	1 5	0 5	- 5	0 5	-	5
Hyatt	4 1/2	4 1/2 8 1/2	4 1/2 8 1/2	1 9 1/2	0 9 1/2	1 9 1/2	-	9 3/4
Larabee	5	5 10	5 15	1 16	3 19	6 25	-	25
Larson	-	-	-	0 0	-	-	-	0
Maddox	7	7 14	6 20	4 24	1 25	4 29	-	29
Mueller	7 1/2	8 1/2 17	15 32 1/2	1 33 1/2	0 33 1/2	1 33 1/2	-	33 3/4
Price	0	3 3	5 8	3 11	- 11	0 11	-	11
Protzman	3	5 8	2 10	4 14	0 14	- 14	-	14
Stanton, K.	0	0 0	1 1	1 2	- 2	- 2	-	2
Stanton, L.	(Mono)	-	RED SHIRT			-	-	-
Swigart	4 1/2	6 1/2 10 1/2	2 1/2 12 1/2	5 17 1/2	0 17 1/2	2 19 1/2	-	19 1/4
Watts	18	18 36	7 43	14 57	1 58	6 64	-	64
Wigley	22 1/2	22 1/2 45	19 3/4 64 1/2	6 70 1/4	7 77 1/2	8.85 86.1	-	86.1

GF 109	GF 113	GF 93	GF 82	GF 29	GF 34 1/2
L&C 45	W 40	L 66	UPS 81	WO 100	SO 174
TRI				SO 73	WO 166 3/4
GF 103					WU 156 3/4
L&C 60					L 95 1/2
W 30					L&C 36
					EO 30
					NNC 15 1/2

Men 10,000 Meters

Mike Nault	U of P.	32:42.7
Eric Landeen	LCC	33:15.9
Mike DelDonno	WU	34:08.6
John Weisel	NIC	35:44.3
Derek Harry	unat	NT
Chriss Kurtz	Unat	36:40.3

3000 m Steeplechase

(MR 9:01.4 Steve Blikstad Geo. Fox)

James Edmark	WU	9:27.2
Willy Hewsen	OSU	9:30.3
Duke Ritenhouse	L&C	9:33.5
Lew Barnes	OSU	9:37.4
Scott Ball	GF	9:45.5
Brandt Lind	WOSC	9:50.0
Jason Sele	WOSC	9:50.3
Doug Winn	WU	10:05.6
Brendan Kelly	CPRC	10:06.2
Mark Shaver	Unat	10:35.0
Neil Gleichman	Oly	10:35.4
Darren Lian	UPS	10:38.2
Jay Truex	WU	10:38.2
Barry John	SMTG	10:50.6
Chris Luther	Unat	Scratch
Ken Woodard	Unat	Scratch

400 Meter Relay

Heat 1

Witzel, Thoman	OSU	42.63
Malone, Montgomery	OSU	42.63
Diamond, Hargett	WOSC	43.08
Noble, Taylor	WOSC	43.08
Davenport, Harry	WOSC	43.15
Findling, Randle	WOSC	43.15
Austin, Creek	LCC	43.29
Lanning, Harris	LCC	43.29
Tervin, Brown,	Unat	43.37
Dohr, Shan	Unat	43.37
Varga, Trebble,	SWOCC TC	44.61 DQ 2nd ex.
Rennet, Daley	SWOCC TC	44.61 DQ 2nd ex.

Heat 2

Lorenz, Searce,	WU	43.21
Torquato, Lindeifman	WU	43.21
Smith, Gregory,	UPS	44.77
Daugherty, Oliphant	UPS	44.77
Peterson, Coushay,	PSU	45.05
Hardy, Rosebrook	PSU	45.05
Terry, Hill	Unat	45.18
Troy, Berry	Unat	45.18
Acker, Alspaugh,	PLU	45.72
Sjursen, Tobby	PLU	45.72
Namizuke, Coombs,	L&C	NT
Mell, Robinson	L&C	NT
Prevedello, Scanlon,	LIN	NT
Martin, Ferenberg	LIN	NT

Men's 1500 Meters

(MR 3:48.6 Brian Abshire Clack)

Heat 1

Dave Bailey	Unat	3:54.1
Sean Messiter	UofP	3:54.4
Russell Cole	PLU	3:55.0
Marc Synbare	Unat	3:56.7
Dave Frank	Unat	3:57.8
Michael Friess		3:57.9
Roger Cross	UofP	3:58.2
Rick Nelson	LCC	3:58.5
Cary Brady	LLTC	3:59.7
John Warinner	OSU	4:01.6
Dave Beck	SOSC	4:01.7
Rob Conner	UofP	4:02.2
David Jordan	WOSC	4:02.9
Lee Thompson	UofP	4:06.8
Phil Yearian	UP	4:14.0
John Bursell	UP	4:14.0
Willy Rossow	Unat	4:08.5

Heat 2

Tad Woosley	WOSC	3:59.6
Devin Allen	LCC	4:00.0
Mike Stepan	Unat	4:01.6
Lou Lauman	PSU	4:01.8
Joseph Barton	NIC	4:03.2
Rob Collins	LLTC	4:03.5
Ron Ames	L&C	4:05.9
Robert Latting	PLU	4:05.9
Craig Prunty	LSU	4:06.8
Matt Thiesen	OSU	4:08.4
Jay Cook	UofP	4:09.5
Mark Mohner		4:09.9
Tony Cantwell	PSU	4:10.3
Greg Suiter	Unat	4:10.3
Bob Crandall	L&C	4:11.5
Daniel O'Leary	LIN	
Greg Muller U	UP	

Heat 3

Kirk Meekin	UofP	4:05.9
Gene Skerrill	Unat	4:11.0
Chris Cushman	NIC	4:12.5
Bryan Forbes	Unat	4:13.9
David Metz	Unat	4:15.6
Joshua Sacon	SOSC	4:15.7
Arthur Sullivan	Unat	4:17.6
John Kaiset	EvS	4:18.5
Brad Holbrook	Unat	NT
Mike Bishop	SOSC	4:22.0
Mike Carson	LLTC	4:22.8
Gene Brennan	NIC	4:24.2
Brian Reick	WOSC	4:26.2
Baethan Crawford	EvS	4:28.3

LINFIELD COLLEGE ICEBREAKER TRACK MEET
3-1-86

Men's 1500 M Cont.

Heat 4

Peter Carleson	LIN	4:12.7
Jack Brajeich	WOSC	4:16.5
Al Alcalde	LLTC	4:16.8
Rocky Baker	L&C	4:18.3
Patrick Becker	UofP	4:20.2
Jim Carothers	LLTC	4:21.9
Eric Shelton	LIN	4:22.5
Lewis Watkins	NIC	4:23.4
Kirk Doughton	Chem	4:24.1
No Name	Unat	4:25.8
Terry Howard	Unat	4:24
Mike Juchoski	UofP	4:27.4
John Duley	WU	4:32.5
Blake Pierson	WOSC	4:32.8
John Guess	L&C	
DonnSoares	L&C	
Jerry Newbert	LLTC	
Paul Adent	CHEM	

Men's 100M Hurdles

Heat 1

Rod Green	Unat	14.71
Brad Carman	BSU	15.10
Sam LaPray	WU	15.2
Laurence Austin	Unat	15.6
Randy Huserik	Unat	15.8
Chris Toby	PLU	16.1

Heat 2

Tim Rupp	SOSC	15.3
Jim Chradle	Unat	15.4
Rusty Lorenz	WU	15.6
Dan Acker	PLU	16.8
Rick Renner	SWCC	16.8

Heat 3

Ron Otterstedt	Unat	15.4
Craig McKee	WU	16.1
Mike Pedersen	OSU	16.4
Rick Johnson	LCC	16.6
Keith Wigley	GFC	16.9
David Hodl	LIN	17.1
Tim Dahlin	GFC	17.2

Heat 4

Shawn Steeh	LCC	16.7
Kent Miller	UPS	17.8
Erick Garcia	UofP	19.8
Les Nelson	LCC	23.4
Jeff Hauts	L&C	DNF

Men's 400 M

(MR. 48.7 Jeff Beauchamp Clack.)

Heat 1

Pat Lanning	LCC	48.2
Milton Smith	NIC	49.5
David Anderton	OIT	49.5
Ismail Acosta	Unat	50.5
Willy Rossow	UO	50.5
Tracy Daugherty	UPS	50.7
Mike Coalwell	Unat	51.1

Heat 2

Brian Boys	Unat	49.6
John Hostenstein	Unat	50.5
David Hunnicutt	LCC	50.8
Tony Benson	Unat	51.4
D.J. Bransom	Unat	51.7
Keith Ussery	LIN	51.8

Heat 3

Daniel Gregory	UPS	52.0
Chuck Thomas	L&C	52.4
Vern Alvin	Unat	53.4
Dave Hill	Unat	53.5
Gary Long	Unat	54.1
John Cooney	UofP	NT

Heat 4

Jim Foster	Unat	52.6
Mick Fennert	Unat	52.7
Doug Puckett	Unat	52.9
Jay Bailey	Unat	53.6
Troy Kuenzi	Unat	53.7
Bill Hinson	UPS	53.8
Kevin Miller	Unat	54.0
Cameron Brown	SOSC	57.2

Men's 100 M

(MR. 10.4 Mark Dannis LCC, 1984)

Heat 1

Erick Montgomery	OSU	11.0
Michael Oliphant	UPS	11.0
Tuna Brown	Unat	11.1
Robb Thomas	OSU	11.1
Babajide Akanbi	OSU	11.3
Tom Mell	L&C	11.3
Mark Berry	Unat	11.4
Darvin Malone	OSU	11.5

Heat 2

Brad Carman	OSU	11.2
Rick Torquato	WU	11.5
Matt Linderman	WU8	11.5
David Mueller	GFC	11.5
John Nonenumacher	Unat	11.7
Mark Ewing	LIN	12.0

(Cont'd)

LINFIELD COLLEGE ICEBREAKER TRACK MEET
3-1-86

Men's 100 M Heat 2 Cont.

Andy Tarvin	Unat	12.2
Tim Hedges	CON	12.3

Heat 3

Tim Varga	SWCC	11.2
Guy Oekerman	OSU	11.5
Brian Coushay	PSU	11.5
Mike Pedersen	OSU	11.6
Shane Walker	LLTC	11.7
Randy Coombs	L&C	11.7
Derrick Peterson	PSU	11.9
Matt Tillman	OSU	12.4

Heat 4

Kevin Connors	WU	11.6
Kelly Ferrenburg	LJN	11.7
Mike Miner	Unat	11.9
Joelson	WU	11.9
Dan Troy	Unat	12.0
Brett Terry	Unat	12.0
James Kerdich	SOSC	12.1
Noel Leier	Unat	12.1

Heat 5

Kevin Daly	SWCC	11.3
Robert Alspaugh	PLU	11.9
Harry Hamizuka	L&C	12.0
Slade Zumhofe	NIC	12.1
Dave Davis	UPS	12.4
Tom Griffith	Unat	12.4
Jerome Tigot	EVER	13.4

Men's 800 M

(MR 1:49.1 Kashif Hassan Unat. 1982)

Heat 1

David Anderton	OI	1:52.3
Bob Haggard	LCC	1:53.5
Larry Beatty	Unat	1:54.6
Donn McAdams	OSU	1:55.6
Dan Miller	UofP	1:55.9
Brian Fagerberg	OSU	1:56.7
Dave Shrum	NIC	1:56.6
Dave Beck	SOSC	1:57.6
Aaron McKee	OSU	1:58.1
Mike Sixon		2:00.5

Heat 2

Steve Uomini	WU	1:54.5
Jeff Tressler		1:57.6
Brian Olsen	PLU	1:57.8
Dennis Garboden	LCC	1:58.2
Sean Beeman	PLU	1:59.1

Men's 800 M Heat 2 Cont.

Lee Thompson	UofP	1:59.9
Rocky Baker	L&C	2:01.5
Barth Merrill	PLU	2:03.4
Jeff Byers	LCC	2:04.2
Tim James	Unat	DNF
Thomas Geiger	L&C	DNF

Heat 3

Ed Esse	WOSC	1:57.5
Dave McCormick	OSU	1:57.6
Pat Newman	UofP	1:57.7
Greg Kempthorn	PSU	1:58.0
John Bursell	UofP	1:58.3
Eric Kelso	CHEM	1:58.4
Craig Prunty	PSU	1:59.1
Tim O'Malley	BTC	1:59.5
Joseph Barton	NIC	2:00.9
Bob Fasulo	UofP	2:00.9
Chris Cushman	NIC	2:02

Heat 4

Todd Thomas	Unat	1:56.7
Greg Rolph	OSU	1:58.6
Tony Cantwell	PSU	2:03.7
Gene Brennan	NIC	2:04.1
Scott Bayles,	LIN	2:04.2
Brian Woodrich	Unat	2:04.3
Jonathan Burns	UofP	2:05.6
Peter Carleson	LIN	2:06.4
Lewis Watkins	NIC	2:06.6
Scott Parrish	NIC	2:06.8
Eric Nelson	Unat	2:07.1
Keith Davis	Unat	2:08.0

Heat 5

B. Lang	PMAS	2:04.5
Rob Scoville	SWCC	2:06.1
Baethan Crawford	EVS	2:07.1
Matt Tornow	LCC	2:10.7
Donn Soares	L&C	2:10.9
Christopher Peery	LIN	2:11.4
Jon Fritzler	EVS	2:11.7

LINFIELD COLLEGE ICEBREAKER TRACK MEET
3-1-86

Men's 400Hurdles

Heat 1

James Stephenson	UofP	54.6
Ismael Acosta	Unat	56.1
Bob DeVylde	WU	56.2
Randy Folker	WU	57.6
Paul Caudell	Unat	57.7

Heat 2

Ron Otterstedt	Unat	55.4
Daryl Stickles	LBCC	56.6
Shawn Steen	LCC	57.9
Randy Reason	LIN	58.0
Bruce Scanlion	LIN	1:00.1
Matt Tillman	OSU	1:00.2
Scott McAllister	Unat	NT

Heat 3

Rich Blanchette	GFC	58.6
Tim Rupp	SOSC	58.7
Rick Renner	SWCC	58.7
Craig McKee	WU	58.7
Les Nelson	LCC	1:01.4
David Hodl	LIN	1:03.4
Tim Dahlin	GFC	1:04.9

Heat 4

Dan Acker	PLU	1:00.3
Tim McFall	WU	1:00.5
John Jensen	NIC	1:00.9
Mickey Fennerty	Unat	1:05.9

Men's 200M

(MR 21.8 Mark Dannis LCC 1984)

Heat 1

Greg Will	LIN	21.6
Erick Montgomery	OSU	22.1
Michael Oliphant	UPS	22.2
Brad Carman	OSU	22.5
Jeremiah Harris	LCC	22.5
Babajide Akanbi	OSU	22.6
Lanay Creece	LCC	22.8
Laurence Austin	Unat	23.9

Heat 2

Tom Mell	L&C	22.5
Robb Thomas	OSU	22.7
Tracy Daugherty	UPS	23.0
Jeff Tresleg		23.3
Bob Fasulo	UofP	23.6
Zach Dohn	Unat	23.6
Jeff Aostin	LCC	DNF

Men's 200 M Cont.

Heat 3

Kevin Daly	SWCC	22:6
Guy Oekerman	OSU	22.7
David Mueller	GFC	23.4
Randy Coombs	L&C	23.6
Derrick Peterson	PSU	24.1
Harry Mamizuka	L&C	24.4

Heat 4

Doug Puckett	Unat	23.4
John Nonenmacher	Unat	23.6
Gary Hardy	PSU	23.6
Donnie Lunceturd	NIC	24.2
Geoff Rosebrook	PSU	25.1
Kent Miller	UPS	25.5
Tim Varga	SWOCC8	DNF

Heat 5

Shane Walker	Unat	23.5
Chuck Thomas	L&C	23.8
Frode Sjursen	PLU	23.9
Gary Long	Unat	24.1
Robert Alspaugh	PLU	24.2
Mark Smith	UPS	24.7
Jesse McDaniel	NIC	24.7
Jerome Rigot	EVS	28.4

Men's 5000

HEAT 1

Andy Fore	SWOCC	14:19.2
Dick Oldfield	ORINT	14:19.8
Emmett Kipp	UPS	14:27.8
Brent Felt	UofP	14:29.9
Joe Alward	LIN	14:34.0
Chris Prior	Conv	14:39.9
Mes Tilgner	WOSC	14:45.5
Doug Grider	PLU	15:00.5
Allan Giesen	PLU	15:04.1
Matt Cato	PRC	15:08.1
Doug Swier6	OSU	15:15.6
Neil Olsen	OSU	15:15.9
Alex Wright		15:23.1
Mike Heffernan	PRC	15:24.2
Don Beecraft	LCC	15:26.3
Raymond Whitlow	LIN	15:33.3
Allan Muir	Pr	15:34.8
Dean Irvin	OSU	15:39.6
Tom Diegal	OSU	15:39.9
Mike Pomer	unat	15:44.8
Mike Black	Unat	16:06.8
Byron Dudley	unat	17:03.2

LINFIELD ICEBREAKER TRACK MEET

3-1-86

Men's 5000 Cont.

Heat 2

Ken Woodard	UNA	15:26.5
Duke Ritnehouse	L&C	15:29.6
Joshua Sacon	SOSC	15:35.1
Kris Knaiger	PLU	15:37.8
Brian Jacobson	PLU	15:40.4
Nathan Hult	PLU	15:42.0
Michael Kennedy	LIN	15:45.7
Jim Jones	OSU	15:47.0
Mark Keller	PLU	15:48.0
Dan Cobine	Unat	15:55.3
Bob Frost	LIN	15:56.2
Randy Reese	LIN	15:57.2
Jim Hague	UNat	16:00.7
Scott Balus	LLTC	16:01.6
Baethan Crawford	EVS	16:02.3
Brad Horbrook	Unat	16:05.9
Thomas Carley	UCTO	16:09.3
John, Albert	Unat	16:10.8
Darren Hatcher	PLU	16:13.2
Doug Gossler	LLTC	16:13.9
Dave Colburn	PSU	16:14.8
Mike Bishop	SOSC	16:38.2
Dave Gaddes	PSU	16:42.2
Lewis Watkins	NIC	16:45.6
No Name		16:49.5
Matthew Curtis	NIC	17:05.1
No Name		17:05.3
Erik Nelson	Unat	17:23.4
Quentin Davis	PSU	17:49.2
Dave Snyder	NIC	18:29.0
Dhelby Case	SNOC	18:29.6

Men's Mile Relay

Heat 1

Hunnicutt, Garboden,	LCC	3:21.8
Haggard, Lanning,		
Biamont, Harry,	WOSC	3:21.9
Ranole, Findling		
Brown, Otto,	NFFTC	3:22.2
Holenstein, Hansen		
Vomini, Torquato,	WU	3:22.3
Connors, Secaree		
Taylor, Davenport,	WOSC	3:30.4
Bargett, Mobley		
Tillman, Pauly,	OSU	3:31.0
Forgerburg, Witzel		
Carman, Pedersen, McAdams		
McKormick	OSU	3:33.4

Heat 2

LCC	3:27.7
PLU	3:28.7
GFC	3:30.8
NIC	3:31.8
UPS	3:34.1
Albany	3:39.0

Men's High Jump

(NR 6'10" k. Newton 1982)

Reynolds	UN	6'10"
Howe	UP	6'10"
Dave Turnbull	OSU	6'8"
Ganger	SOSC	6'6"
Kennedy	UN	6'6"
Cousnay	PSU	6'6"
S. Seymour	NIC	6'6"
D. Franklin	UN	6'6"
R. Lrenz	WU	6'6"
G.J. Jack	UP	6'4"
R. Kliver	WU	6'4"
T. Thompson	UN	6'4"
D. Morlan	WOSC	6'2"
Warilu	UP	6'2"
Whalay Wigley	GFC	6'2"
French	WOSC	6'2"
Garrett	UP	6'2"
Novothy	UP	6'2"
Carman	WU	6'0"
Hanson	UPS	6'0"
Towlin	LIN	5'10"
Bayley	UN	5'10"
Hach	UN	5'8"
Mayer	PSU	5'8"

Men's Mile Relay Cont.

Heat 3

Ferrari	3:31.1
Linfield	3:32.4
Unat A	3:32.9
WOSC	3:33.1
WU	3:36.3
NIC	3:33.2
Unat--B	3:42.5

Men's Hammer

(M.R. 241'2" Ken Flax UO)

Exhibition

Ken Flax	237'3"
Lance Deal	226'11"
Greg Gassner	225'1"
John McArdle	218' 0"
Dave Cheeseborough	200'6"
John Thomas	195'10"
Eldon Pfiefer	189'10"
Mark Waechling	157'8"

Curt Stone	U.A.	141'4"
Mark Thompson	U of P	131'3"
Mike McClelland	WOSC	126'10"
Jim Cole	U.A.	119'9"
Chris Strain	Lane	115'10"
Kellie Crowson	LBCC	108'
Cypert	CHE	103'11"
Stone/Sommer	WU	103'1"
Craig Yon	LBCC	101'2"
Carl Peteson	U of P	100'1"
Kellie McDonald	LIN	99'4"
Roy Hage	LBCC	99'2"
Trumbly	U.N.	83'1"
Majeskey	L&C	68'11"

Glenn Hill	WOSC	172'7"
Ray Phinney	UPS	152'10"
Dean	LIN	148'8"
Brian Caster	LIN	146'10"
Dave Elkins	GFC	146'3"
Mike Watts	GFC	145'4"
Killinger	LIN	143'6"
Jim Gorman	WU	134'9"
Paul Maddox	GFC	131'3"
Collins	CHE	127'8"

MEN'S JAVELIN

(M.R. 236'7" Ed Buck UNAT)

J T Doupnik	OR	210'4"
Brad Bales	OSU	206'
Craig Stelling	PLU	199'7"
Mike Keizur	WOSC	198'10"
Ken Weinberg	LBCC	194'10 $\frac{1}{2}$ "
Erin Nelson	LANE	194'6"
Brian Robertson		194'2"
Jack Byrne		181'10"
Mike Twist	OSU	179'9"
John Metzger	PSU	178'8"
Allen Perkins	SOSC	178'1"
Larry Conoway		177'11"
Rich Blauchette	GFC	177'10"
Roy Hage	LBCC	174'3"
Doug McHinnis		173

MEN'S JAVELIN (cont.)

Eric Wick		173'9"
Mark Garvey	LIN	171'8"
Brian Anderson	OSU	171'5"
John Sloan		168'
Jim Cole		166'3"
Doug Dean	LIN	166'2"
Gary Long	LBCC	162'10"
Rusty Lorenz	WU	161'10"
Cary Dovenberg	SOSC	160'10"
Darryl Stickles	LBCC	160'2"
Tom Paulson	Wosc	159'8"
Dave Mueller	GFC	155'1 $\frac{1}{2}$ "
Brad Cook		151'4"
Mike Miner		140'10"
Les Nelson	Lcc	125'5 $\frac{1}{2}$ "

MEN'S POLE VAULT

(M.R. Shannon Sullivan 16'9" OSU)

Wade Bakley	LBCC	15'0"
Kevin Davis	UNAT	15'0"
Billy Fields	LBCC	14'0"
Chris Tobey	PLU	13'6"
Jeff Houts	L&C	13'0"
Keith Wiggley	GFC	13'0"
Ken Helm	WU	13'0"
Dave Elkins	GFC	12'0"
Cary Dovenberg;	SOSC	12'0"
Steve Graham	GFC	12'0"
Devin Hill	SOSC	12'6"
Garth Miller	UNAT	11'6"

Men's Long Jump(M.R. Randy Carter Linfield 23'2 $\frac{1}{2}$ ")

Chris Orblom	Unat	22'7"
Jerry Luttrell	A IA	22'4 $\frac{1}{2}$ "
Dave Turnbull	OSU	21'6 $\frac{1}{2}$ "
Kelly Ferrenburg	LIN	21'3 $\frac{1}{2}$ "
Paul Ackerman	Unat	21'2 $\frac{1}{2}$ "
Guy Oekerman	OSU	20'11 $\frac{1}{2}$ "
George Tribble	SWOCC	20'10 3/4"
Rob Thomas	OSU	20'9 3/4"
Kevin Connors	WU	20'7 $\frac{1}{2}$ "
Mike Leonasio	Unat	20'6 $\frac{1}{2}$ "
Keith Widley	GF	20'5 $\frac{1}{2}$ "
Frode Sjursen	PLU	20'3 $\frac{1}{2}$ "
Shawn Steva	LCC	20'2 $\frac{1}{2}$ "
Ron Mobley	WOSC	20'1 $\frac{1}{2}$ "
Randy Folker	WU	20' 1"
Bill Singnose	Unat	19'7 $\frac{1}{2}$ "
John Predello	LIN	19'6 $\frac{1}{2}$ "
Jerry Fuls	GFC	19'1 $\frac{1}{2}$ "
Jonathan Cleveland	Concordia	18'9 3/4"
Scott Banks	SWOCC	18'8 $\frac{1}{2}$ "
Jeff Austin	LCC	18'5"
David Davis	m UPS	18'2"
Chris Girard	Unat	18'1 $\frac{1}{2}$ "

Men's Long Jump Cont'd

LINFIELD COLLEGE ICEBREAKER TRACKMEET

3-1-86

Men's Long Jump Cont'd

Kelly Moore	Unat	17'9"
Troy Harkins	LCC	17'8 $\frac{1}{4}$ "
Mike Lewelling	Chem	17' 3/4"
Matt Canfield	Unat	14'9 $\frac{1}{4}$ "

Men's Triple Jump

(M.R. Kenny Taylor)	OSU	47'9 $\frac{1}{4}$ "
Chris Orblom	Unat	46'11 $\frac{1}{2}$ "
Brian Courshay	PSU	45'3"
Peder Tvelstad	PLU	44'1 $\frac{1}{2}$ "
Kele Marsters	LIN	43'2 3/4"
Jerry Fuls	GFC	41'11"
George Tribble	SWOCC	41'10 $\frac{1}{4}$ "
Dan Gregory	UPS	41'6 $\frac{1}{2}$ "
Brian Snaric	Unat	41'3 3/4"
Mike Lewelling	CHEM	41'2 $\frac{1}{2}$ "
Paul Ackerman	Unat	41'2 $\frac{1}{2}$ "
Kevin Mapes	UPS	41' 1"
Bill Sinahose	Unat	40'11"
John Prevedello	LIN	40' 1"
Keith Anderson	PLU	39'3 $\frac{1}{2}$ "
John Sloan	Unat	39'3 $\frac{1}{2}$ "
Scott Smart	Unat	38'3 $\frac{1}{2}$ "
Chris Girard	SWOCC	37'

Men's Shot Put

(M.R. Joe Phillips CHEM. 60'9.5" 1984)

Atkinhead	UC	56'5"
McArdle	Unat	54' 1"
Parker	SOSC	53'10"
Jose	Unat	51'2"
Settel, Randy	SOSC	50'11"
Flax	UO	50'1"
Robertson	UO	49'4 $\frac{1}{2}$ "
Hammock	Unat	48'9"
Thompson	UP	48'
Crook	UPS	47'11 $\frac{1}{2}$ "
Cheeseborough		47'7"
Chandler	UP	47'1 $\frac{1}{2}$ "
Hiburger	HW	45'9"
Wardwell	SOSC	45'8"
Gassner	NYAC	45'7"
Ferguson	Unat	45'4"
Warren	OSU	44'2"
Watts	GFC	43'6"
Collins	CHEM	43'
Micketts	UP	42'11"
Boyer	PSU	42'10"
Henry	LCC	42'7"
Perkins	SOSC	42'2 $\frac{1}{2}$ "
Schoan	SOSC	42'
Morrow	OSU	41'8"
Lydvon	WOSC	41'6"
Smith, Curtis	Unat	41'3"
Palmer	Clack	40'8"
Melick	Unat	40'7 $\frac{1}{2}$ "
Burke	WOSC	40'5"

Men's Shot Put Cont'd

McGuire	SOSC	40'2"
Hamilton	OSU	40'1"
Crowson	LBCC	40'1"
DeYoung	LIN	39'3"
Ingram	Unat	38'
Gorman	WU	38"
Trumbly	CHEM	36'10 $\frac{1}{2}$ "
Peterson	UP	36'8"
Nelson	LCC	35'9 $\frac{1}{2}$ "
Galusha	SOSC	35'
Conoway	Unat	34'11"
Majeski	LC	33'11"

Men's Discus

(M.R. Butch Schmidt OSU 184'4")

Carr	U of O.	187'09"
Aitkenhead	UO	162'04"
Flax	UO	153'09"
Schoan	SOSC	147'
Parker	SOSC	145'04"
Settel	SOSC	144'07"
Chandler	U of P	144'
Sommer	WU	142'6"
McDonald	LINF.	141'2"
Robertson	UO	140'04"
Hammock	Unat.	138'11"
Morris	OSU	137'2"
Micketts	U of P	136'4"
Boyer	PSU	136'
Bowe	Unat.	135'7"
Weinberg	LBCC	135'5"
Maddock	Unat.	134'
Hamilton	OSU	131'5"
Kyllo	PLU	131'11"
McGuire	SOSC	128'5"
Caster	LINF.	127'3"
Killinger	LINF.	127'
Crowson	LBCC	126'5"
Yon	LBCC	123'8"
Wardell	SOSC	123'
Young	Unat.	123'
Collins	CCC	122'6"
Culbert	LINF.	122'2"
Nelson	LCC	116"
Peterson	OSU	114'8"
Strain	LCC	113'10"
Trumbly	CHEM.	98'11"
Galusha	SOSC	93'10"

LINFIELD COLLEGE ICEBREAKER TRACKMEET
3-1-86

Women 10,000 Meter

Annette Sargent	AIA	36:37
Patty Gallup	LCC	41:42.8
Teresa Beeman	LIN	41:50.2
Sue Clynnch	OLY	42:21.9
Frances Hearn	ESC	43:19.6
Kathryn Bervin	unat	44:21.3

Women 440 yd. Relay

Record Mt. Hood 49.9 1981

Stark, Weston	OSU	48.5'
Ryer, Strong		
Tepper, Johnson	LIN	51.7
Lang, Jones, Payne	WU	51.8
Klein		
Lovejoy, Wright	WOSC	52.1
Kurtz, Wengeler		
Holleman, Kusler	UPS A	52.5
Heuer, Harrison		
Darling, Austin	unat	52.7
Huston, Baker		
Stiener, Anderson	UPS B	54.4
Edler, Burgher		

Women 1500 m

Record Marquette Ulla unat 4:37.9 1982

HEAT 1

Laura Johnson	UofP	4:37.1
Peggy Murri	OSU	4:41.5
Heather Sullivan	UPS	4:50.9
Shannon Ryan	PLU	4:52.5
Kristin Schaefer	OSU	5:00.6
Lisa Garnett	UPS	5:02.8
Cheryl Moores	UPS	5:03.1
Emily Smith	UPS	5:06.4
Stacey Cooper	unat	5:10.3
Meg Findly	L&C	5:21.3
Trish Powel	LCC	5:25.2
Michelle Turner	LCC	5:27.8
Kim Barret	LCC	6:07.0

HEAT 2

Julie Siler	PSU	4:58.3
Julie Richardson	WOSC	5:01.3
Janet Mortensen	LIN	5:02.6
LeeAnn McNerney	PSU	5:05.6
Janet Heinohen	OIT	5:05.9
Kathleen Crouch	L&C	5:06.5
Patty Aho	WOSC	5:06.7
Kelli Cammack	WU	5:07.8
Jennifer Neilson	WU	5:12.1
Radona Howard	WOSC	5:18.6
Heidi Hatfield	unat	5:21.7
Laurie Underwood	L&C	5:22.0
Debra Dick	WOSC	5:30.3
Jamie McLeod	L&C	5:26.3
Kathy Mitchelmore	L&C	5:28.1
Kathy Hiatt	SOSC	5:36.9
Sacha Hewitt	L&C	5:49.0

Women 100 m Hurdles

HEAT 1

Kari Weston	OSU	14.4
Jenna Stark	OSU	15.5
Vicki Anderson	OSU	15.7
Shawn Bishop-Walker	OSU	16.0

HEAT 2

Mary Kusler	UPS	16.5
Melamie Byrne	WPSC	16.7
Linda Olson	unat	17.0
Karin Wilkinson	GF	17.7

Cullin, cBride	PLU	17.9
Sarah Lowell	L&C	17.7

HEAT 3

Sharon Jensen	unat	16.5
Lisa Lind	LIN	17.9
Kristen Steiner	UPS	18.0
Elizabeth Ardinger	L&C	19.2
Cheryl Wardell	PSU	NT
Kris Newton	unat	21.4

Women 400 m

Record Susan Gramson WU 59.4 1982
Kelly Wosepka UOP

HEAT 1

Stefanie Hunter	UofO	57.5
Heidi Gebhard	PLU	1:01.2
Vicky Galbert	unat	1:01.3
Christie Lawson	SOSC	1:01.3
Kari Larsen	L&C	1:02.6

HEAT 2

Nicole Perry	L&C	1:01.4
Jeanette Blum	WU	1:04.4
Kathy Staat	SOSC	1:05.6
Patricia Anderson	UPS	1:06.2
Ruth Tully	NIC	1:09.7

LINFIELD COLLEGE ICEBREAKER TRACK MEET
3/1/86

Record Women Shot Put
Cam Johnson OSU 46'1" 1984

Kam Johnson	OSU	46'7"
Cora Agular	unat	45'10"
Grace Golden	UoO	42'1/2"
Sarah Bryant	OSU	41'21/2"
Pam Lorensen	PSU	41'11/2"
Moiria Doyle	UO	40'2 1/2"
Stephanie Smith	UO	39'3"
Kristi Wreath	OSU	38'8"
Paula Wittenberg	GF	38'4"
Joi Tipton	LCC	38'4"
Connie Shepherd	UO	38'3"
Cheryl Funk	GF	37'10"
Lea Bush	WU	37'3"
Dana Jester	WOSC	36'10"
S Wagner	WOSC	36'9 1/2"
Faye Moniz	LCC	35'11"
Gail Stenzel	PLU	35'2"
Dana Williams	UO	35'1"
Shelm Sanders	UPS	34'3"
Lori Fristo	NIC	33'10"
Rene Nylander	unat	33'5"
Tamm Aldridge	unat	32'10"
Julie Huber	LCC	32'4"
Connie McKenzie	PLU	31'7"
Kelli Lang	WU	31'7"
Mya Archambault	PLU	31'1"
Cathy Buhler	UP	30'8"
Sheri Harris	LCC	30'3"
Traci Benson	unat	29'3 1/2"
Margaret Wright	UPS	27'9"

Women's Long Jump

(M.R. Carolyn Miller	PLU	17'6 1/2")
Lisa Byhre	OSU	16'7 3/4"
Sharon Jensen	Unat	16'7 1/2"
Heidi East	OSU	16'5 1/2"
Jill Burgren	UPS	16'2 3/4"
Karissa Pedersen	OSU	16' 1/4"
Mary Dodson	SOSC	16'
Pattie Baker	LCC	15'8 1/2"
Melinda Austin	LCC	15'4 1/2"
Karla Jones	WU	15' 1 1/2"
Petra Johnson	LIN	15'2 3/4"
Lori Firsto	NIC	14'
Kay Kersey	PSU	13'11 3/4"
Sandy Duchow	LC	13'8 1/4"
Diane Cartwright	SOSC	12'6 3/4"
Maxine Cave	LCC	12'6 3/4"

Women's 100 M Heat 1

(M.R. PLU Latonya Stephens 12.4)

Kwajalein Clack	UO	12.3
Kari Weston	OSU	12.5
Cathy Strong	OSU	12.8
Kristen Schriver	UO	12.8
Lisa Byhre	OSU	12.9
Monique Walters	OSU	12.9
Jenna Stark	OSU	13.1

Heat 2

Jill Wood	UO	12.8
Debbie Dailey	UO	13.0
Julia Worthen	SWOCC TC	13.3
Patty Baker	Unat	13.2
Stephanie Payne	WU	13.4
Kris Lancour	NIC	13.4
Kerri Huston	LCC	14.6

Heat 3

Carrie Pizer	UP	12.5
Patience Harrison	UPS	12.8
Shelley Rogers	Unat	12.9
Kim Klein	WU	13.0
Mary Tepper	LIN	13.0
Karissa Pedersen	OSU	13.2
Shawn Bishop-Walker	OSU	13.4
Vicki Anderson	OSU	13.6

Heat 4

Karen Carter	PSU	13.3
Denise Bragg	NIC	13.8
Tara Heuer	UPS	14.1
Heidi East	OSU	14.3
Jennifer Curry	NIC	14.3
Becky Burton	ES	14.8

Heat 5

Julie Goodrich	UO	12.7
Elizabeth Ardinger	LC	13.8
Pamela Johnson	UPS	14.0
Katy Fink	LC	14.1
Teresa Holleman	UPS	14.3
Susie Tveter	ES	15.3

Women's High Jump

(M.R. C Westover	OSU	5'8")
M. Reber	AIA	5'7"
K. Fenton	OSU	5'5"
K. Grotn	OSU	5'4"
K. Lovejoy	WOSC	5'4"
M. Byrne	WOSC	5'2"
K. Newton	unat	5'2"
A. Bolger	L&C	5'2"
S. Woolsey	GF	5'2"

Baird	WU	5'2"
L. Lynd	LIN	5'2"
M. Miller	UPS	5'0"
.P. Perry	UPS	5'0"
V. Darling	LCC	5'0"

(cont'd)

LINFIELD COLLEGE ICEBREAKER TRACK MEET

3/1/86

Women High Jump (cont'd)

T. Windedahl	NIC	5'0"
J. Cortell	OSU	5'0"
L. Lindstrem	unat	5'0"
C. Garland	LIN	4'10"
M. Cave	LCC	4'10"
L. Gullen	LCC	4'10"
Buhler	UoP	4'10"
K. Doyle	SOSC	4'10"

Women 800 m

Record: Debra Simeck-Beatty, Mt. Hood 2:16.2, 1982

HEAT 1

Heather Sullivan	UPS	2:19.5
Peggy Murri	OSU	2:20.0
Shannon Ryan	PLU	2:21.6
Theresa Kosztics	UoP	2:24.2
Shelly Laxton	NIC	2:24.6
Becky Wilkins	PLU	2:28.0
Emily Smith	UPS	2:29.5
Jo Stidham	NIC	2:29.7
Petra Johnson	LIN	2:31.7
Lisa Garnett	UPS	2:45.0

HEAT 2

Julie O'Leary	WOSC	2:28.3
Tami Young	WOSC	2:29.9
Meg Finaly	L&C	2:33.7
Kathleen Crouch	L&C	2:33.8
Jaime McCloud	L&C	2:34.2
Franny Heath	EvS	2:35.1
Spring Alexander	WU	2:36.7
Cheryl Farrow	LLTC	2:38.5
Jean Neal	LCC	2:40.8
Sacha Hewitt	L&C	2:47.9
Tracy Stefan	EvS	3:01.5

Women's 200 M Heat 1

Kari Weston	OSU	25.8
Cathy Strong	OSU	26.0
Julia Worthen	SWOCC TC	26.4
Carrie Pizer	UP	26.9
Monique Walters	OSU	27.1
Kris Lancour	NIC	27.5
Melynda Austin	LCC	28.7

Heat 2

Sharon Jensen	Unat	27.2
Shelley Rogers	Unat	27.4
Christie Lawson	SOSC	27.7
Kim Fenton	OSU	27.9
Vicki Anderson	OSU	28.2
Irene Jones	WU	28.4
Shawn Bishop-Walker	OSU	28.7
Tina Reid	NIC	30.0

Women's 200 M Heat 3

Kari Larsen	LC	27.1
Nicole Perry	LC	27.4
Kathy Staat	SOSC	28.4
Pamela Johnson	UPS	29.1
Kelli Lang	WU	29.1
Katy Fink	LC	29.9
Becky Burton	ESC	31.0
Susie Tvetr	ESC	32.1

Women's Javelin

(M.R. Sandy Bean SOSC 152'8"

Denise Fox	GFC	149'4"
Julie Waage	OSU	147'4"
Carol Devensen	Unat	142'3"
Pam Lorensen	PSU	139'8½"
Monica Witt	OSU	135'10"
Carol Wester	PLU	135'4"
Kris Ettmer	SOSC	134'9"
Debbie Barnhurst	WOSC	133'11"
Lori Wagner	SOSC	131'10"
Patricia Perry	UPS	131'4"
Leslie Johnson	L&C	131'3"
Kathy Sanders	OSU	128'11"
Monica Beamer	OR	127'7"
Kathy Gran	OR	121'5"
Charolette Givens	unat	119'2"
Beth Nygren	OSU	117'5"
Sheri Harris	LCC	116'10"
Laura Jenkins	unat	114'10"
Kim Halter	LIN	113'8"
Becca Grant	unat	118'3"
Kim Hunter	SWOCC	110'2"
Nadine Frischman	SWOCC	107'2"
Sharon Jensen	unat	105'2"
Katie Wambach	LIN	103'6"
Michelle Gentry	UPS	103'0"
Diana Hand	unat	102'4"
Erica Anderson	PLU	99'0"
Tina Stevens	LIN	93'1"
MelonyByrne	WOSC	88'6"

Women Triple Jump

Record: Gean Lee, OSU, 31'0", 1985.

Kim Young	SWOCC	32'31/2"
Sandy Duchow	L&C	31'11"
Sarah Lowell	L&C	29'111/4"
Sheri Hams	LCC	29'3'11"

Women 400 m Hurdles

HEAT 1		
Karen Bell	PLU	1:04.1
Jill Burgher	UPS	1:08.4
Kim Young	SWOCC	1:08.7
Lynn Wolf	OSU	1:09.7
Mary Kusler	UPS	1:09.0

(cont'd)

3/1/86

Women 400 m Hurdles(cont'd)HEAT 2

Cullin McBride	PLU	1:10.3
Janet Hess	Cla	1:11
Cheryl Wardell	PSU	1:12
Kristen Steiner	UPS	1:14.6
Wendy Barrett	LCC	1:17.8
Sarah Blakeslee	LIN	1:21.3

Women's 3000 Heat 1

(M.R. Haeckler Tim. Har. 9:49.2)

Ann Manning	UP	9:40.8
Kristy Johnston	UP	9:47
Sue Martineau	OSU	9:54.7
Kara Crisifully	WU	10:04
Mary Hillenkamp	UP	10:13.9
Valerie Hilden	PLU	10:15.5
Molly Ostlund	UPS	10:21
Kathy Nichols	PLU	10:27.9
Karen Wilhelms	UP	NT
Kristin Peterson	WU	10:38
Dana Stamper	PLU	10:44
Cheryl Moores	UPS	10:48
Becky Kramer	PLU	10:52
Erin Wickham	PLU	10:55

Heat 2

Valerie Quade	LCC	10:29.7
Heather Cusack	OSU	10:31.1
LeeAnn McNerney	PSU	10:37.3
Dede Nay	Unat	10:42.1
Diana Nicholas	LCC	10:46.1
Kathryn O'Leary	WOSC	10:48.3
Julie Dimick	WOSC	10:54.6
Joanne Hudson	WOSC	10:58.6
Laurie Bristow	LIN	10:59.2
Alison Ernest	OSU	11:00.8
		11:07.5
		11:08.7
		11:11.8
		11:25.1
		11:35.3
		11:36.8
		11:39.8
		11:55.2
		12:11.4
		12:13.3
		12:53.1

Women's Discus Cont'd

Tracy Feyerheim	CCC	97'
Beth Druffel	UPS	97'
Karen Fessler	UP	94'05"
Tracy Benson	UX	70'05"
Nadine Frischman	SWOCC	89'05"

Women 4 X 400 Relay Heat 1

OSU - Weston, Pederson, Stark, Andersor	
B	4:05.4
OSU - Strong, Bishopwalker, Bhyre, Wolf	
A	4:08.5
PLU - Gebhard, Bell, Ryan, Wilkins	
	4:11.7
UPS - Kusler, Sullivan, Burgher, Holler	
	4:23.6
Unat - Neal, Turner, Willard, Nicholas	
	4:42.4

Heat 2

Linfield Thomson, Lind, Tepper, Johnsor	
	4:11.6
WU Blum, Blum, Cammack, Klein	
	4:13.4
WOSC Wegener, Kurtz, Lovejoy, Wright	
	4:18.6
NIC Reid, Lancour, Stidham, Layton	
	4:23.1
WOSC O'Leary, Aho, Young, Howard	
	4:24.8
Unat Cooper, Barrett, Powell, Quade	
	4:26.2
UPS Steiner, Anderson, Smith, Johnsor	
	4:27.1

Women Discus

(M.R. Diana Hill Willamette 135'1½")

Cara Aguilar	UA	162'09"
Kam Johnson	OSU	141'10"
Dana Jecter	WOSC	134'02"
Paula Wittenberg	GF	133'08"
Denice Golden	UO	130'03"
Debbie Blake	CCC	129'6½"
Kristy Wreath	OSU	129'04"
Stephanie Smith	UO	128'03½"
Moiria Doyle	UO	127'
Lea Bush	WU	126'01"
Angelia Arms	UA	124'03"
Connie Shepard	UO	124'07"
Cheryl Funk	CF	121'7½"
Sarah Brent	OSU	120'09"
Mary Lancaster	UA	118'03"
Margaret Wright	UPS	114'11"
Hellers	UPS	117'04"
Paula Temple	UA	111'10½"
Heidi Olson	UA	110'
Julie Huber	LCC	109'08"
Rene Nylander	UA	108'08"
Nellie Evern	NIC	108'02"
Connie McKenzie	PLU	108'01"
Tammy Aldredge	UA	107'11½"
Dana Williams	UO	106'06"
Sheri Sanders	UPS	105'05"

LOCATION

13

[illegible]

GEORGE FOX COLLEGE
WOMEN'S TRACK & FIELD RECORDS
5-15-86

<u>EVENT</u>	<u>MARK</u>	<u>NAME</u>	<u>YEAR</u>
100m	11.9	Jackie Jackson	1981
200m	24.6	Joyce Yates	1979
400m	58.22 ET	Shavon Dennis	1980
800m	2:20.1	Kay Mattson	1983
1500m	4:49.4	Eileen McDougall	1979
3000m	10:55.9	Nancy Roley	1983
5000m	19:09.4	Nancy Roley	1986
10,000m	40:33.7	Nancy Roley	1986
100m Hurdles	15.17 ET	Karen Maxwell	1980
400m Hurdles	1:05.0	Karen Maxwell	1980
400m RELAY	49.3	Jacque Davis Shavon Dennis Karen Maxwell Jacquie Williams	1980
1600m RELAY	4:02.4	Nora Thompson Jacquie Williams Karen Maxwell Jackie Jackson	1981
Long Jump	17-5	Jacquie Williams	1980
High Jump	5-3 1/4	Melody Groeneveld	1983
Shot	42-2 1/2	Karen Gurske	1981
Discus	151-1	Paula Wittenberg	1986
Javelin	154-10	Sue Banta	1977
Heptathlon	3355	Sue Woolsey	1985

<u>EVENT</u>	<u>MARK</u>	<u>NAME</u>	<u>YEAR</u>
400m Shuttle Hurdle RELAY	1:08	Nora Thompson Saundra Burns Lois Thomas Jacquie Williams	1981
800m Medley	1:52.4	Joyce Still 100 Valerie Hurliman 100 Lisa Pitts 200 Kay Mattson 400	1983
3200m RELAY	10:00.1	Kerry DeVries Jodi Peters Valerie Hurliman Kay Mattson	1983
Shot Put RELAY	99-2 3/4	Paula Wittenburg Cheryl Funk Sue Woolsey	1986
Javelin RELAY	269-11 1/4	Lynette Phillips Tina Stephenson Karen Gurska	1981
High Jump RELAY	14-1/2	Karen Maxwell Jacquie Williams Saundra Burns	1980

GEORGE FOX COLLEGE
WOMEN'S TRACK & FIELD RECORDS

~~5-15-85~~

5-15-86

<u>EVENT</u>	<u>MARK</u>	<u>NAME</u>	<u>YEAR</u>
100m	11.9	Jackie Jackson	1981
200m	24.6	Joyce Yates	1979
400m	56.22 ET	Shavon Dennis	1980
800m	2:20.1	Kay Mattson	1983
1500m	4:49.4	Eileen McDougal	1979
3000m	10:55.9	Nancy Roley	1983
5000m	19:19.1 19:09.4	Nancy Roley	1983 1986
10,000m	45:04.1 40:33.7	Nancy Roley Rexy Gate	1983 1986
100m Hurdles	15.17 ET	Karen Maxwell	1980
400m Hurdles	1:05.0	Karen Maxwell	1980
400m RELAY	49.3	Jacque Davis Shavon Dennis Karen Maxwell Jacquie Williams	1980
1600m RELAY	4:02.4	Nora Thompson Jacquie Williams Karen Maxwell Jackie Jackson	1981
Long Jump	17-5	Jacquie Williams	1980
High Jump	5-3 1/4	Melody Groeneveld	1983
Shot	42-2 1/2	Karen Gurske	1981
Discus	146-9 151-1	Paula Wittenberg	1984 1986
Javelin	154-10	Sue Banta	1977
Heptathlon	3355	Sue Woolsey	1985

<u>EVENT</u>	<u>MARK</u>	<u>NAME</u>	<u>YEAR</u>
400m Shuttle	1:08	Nora Thompson	1981
Hurdle RELAY		Saundra Burns	
		Lois Thomas	
		Jacquie Williams	
800m Medley	1:52.4	Joyce Still	100 1983
		Valerie Hurliman	100
		Lisa Pitts	200
		Kay Mattson	400
3200m RELAY	10:00.1	Kerry DeVries	1983
		Jodi Peters	
		Valerie Hurliman	
		Kay Mattson	
Shot Put RELAY	98-1/2 99-2 3/4	Karen Gurska <i>Paula Wittenberg</i>	1981
		Lynette Phillips <i>Cheryl</i>	<i>Paula</i>
		Rachel Hampton <i>Sue Woolsey</i>	
Javelin RELAY	269-11 1/4	Lynette Phillips	1981
		Tina Stephenson	
		Karen Gurska	
High Jump RELAY	14-1/2	Karen Maxwell	1980
		Jacquie Williams	
		Saundra Burns	

W O M E N

BRUIN TRACK
1936 SEASON'S BEST

5-13-36

400 Relay

4-10

1500

Relay 3:03.5

110 High Hurdles

Wilkinson 15.9 (4-10)

400

100

300

Intern. Hurdles

Wilkinson 1:17.5 (4-19)

200

Wilkinson 29.3 (3-14)

1600 Relay

5000

Relay 19:09.4 (5-10)

10,000

Relay 40:33.7 (5-9)

3,000

Relay 11:07.4 (4-5)

High Jump

Woolsey 5-2 (3-1, 3-8, 3-14)

Long Jump

Woolsey 15-4½ (3-8)

Triple Jump

(3-8)

(4-5)

(4-10)

(3-8)

Shot

Wittenberg 38-10; Funk 38-7; Fox 29-0; Woolsey 24-6

Discus

Wittenberg 151-1 (3-8); Funk 121-7½ (3-1)

Javelin

Fox 149-4 (3-1); Woolsey 79-10 (3-8); Funk 72-10 (3-8)

Heptathlon

Marathon

BRUIN TRACK
1986 Point Totals

	L&C	Whit.	Liz.	UPS	SOSC WOSC	Dist.	Nat'l.	Total
Fox	5	5 10	8 18	3 21	5 26	6 32		
Funk	8	8 16	3 24	8 32	5 37	3 40	-	40
Roley	10	8 18	5 23	3 26	5 31	8 39	-	39
Wilkinson	3	5 8	6 14	4 18	2 20	0 20	-	20
Wittenberg	5	5 10	5 15	5 20	5 25	8 33		
Woolsey	6	6 12	0 12	4 16	- 16	- 16	-	16

GF 37	GF 37	GF 32	GF 27	GF 22	GF 25
L&C 85	W 90	L 57	UPS 91	WO 85	WO 17 1/2
				SO 49	WU 96 1/2
					L 93
					L&C 90
					SO 67
					UP 65
					MNC 15

BRUN TRACK
1986 SEASON'S BEST

5-31-86

4-5
43.8 Pule Hyatt, Wigley, Mueller

Steeple Chase Ball 9:45.5 Price 10:03.5

1500 Ball 4:08.1 Proczman 4:13.6 Glidhaus 4:16.1 Larabee 4:18.3 Blanchette 4:37.1 Wigley 4:39.66a

110 High Hurdles Wigley 15.1 Dahlin 16.0 Blanchette 17.0

408 Wigley 52.18q Blanchette 53.6 Swigart 54.2

100 Hyatt 11.0 Mueller 11.0 Wigley 11.3 Blanchette 12.0

309 Swigart 1:59.72 Ball 2:01.1 Proczman 2:02.5

Inferm. Hurdles Blanchette 58.5 Dahlin 58.9

200 Mueller 22.6 Hyatt 23.4 Atkins 25.7

1600 Relay 3:29.16 PAT Mueller - Wigley 3:30.8 Pule - Wigley

5000 Glidhaus 15:24.1 Larabee 15:45.0 Ball 16:00.6 Proczman 16:29.5

10,000 Glidhaus 31:51.79 PAT Larabee 32:30.03 PAT

Pole Vault Wigley 14-0 Atkins 13-1 S. Graham 12-5 Stanton 11-0 Blanchette 10-8

High Jump Wigley 6-6 1/2 S. Graham 5-8 Blanchette 5-3

Long Jump Pule 21-9 1/4 Graham 21-5 Hyatt 22-10 1/4 Harrison 20-9 1/4 Hyatt 20-5 Blanchette 19-3

Triple Jump Wigley 43-9 Pule 43-3 1/2 Graham

Shot Watts 45-5 Maddox 39-9 Blanchette 34-3 Wigley 32-6 1/2

Piscus Maddox 152-10 Watts 148-11 Blanchette 103-10 Wigley 98-3 1/2

Dahlin Blanchette 177-10 Mueller 173-7 Watts 169-0 Wigley 171-5

Hammer Watts 152-2 Atkins 147-0 Maddox 131-3

Decathlon 5/22-23 4/21-22

Larabee 2:41:56 Price 3:05:23

BRUIN TRACK
1986 Point Totals

	L&C	Whit.	Lin.	UPS	90SC WOSC	Dist.	Natl.	Total
Ball	6	10 16	5 21	5 26	5 31	1 32	-	32
Blanchette	8	6 14	7 21½	8 29½	3 32½	0 32½	-	32½
Dahlin	8	4 12	6 18	8 26	0 26	0 26	-	26
Elkins	3	3 6	3 9	6 15	0 15	0 15	-	15
Folz	6½	5½ 12	3½ 15½	8 23½	3 26½	0 26½	-	26½
Gildehaus	Stress fracture	-	-	1 1	5 6	6 12	-	12
Graham S.	3	3 6	4½ 10½	6 16½	1 17½	½ 17½	-	17½
Graham T.	Ankle	-	RED SHIRT				-	-
Harriapou	3	1 4	1 5	0 5	- 5	0 5	-	5
Hyatt	4½	4½ 8½	BRUIN 8½	1 9½	0 9½	½ 9½	-	9½
Larabee	5	5 10	5 15	1 16	3 19	6 25	-	25
Larson	-	-	-	0 0	-	-	-	0
Maddox	7	7 14	6 20	4 24	1 25	4 29	-	29
Mueller	7½	9½ 17	15 32½	1 33½	0 33½	½ 33½	-	33¾
Pyce	0	3 3	5 8	3 11	- 11	0 11	-	11
Reetzman	3	5 8	2 10	4 14	0 14	- 14	-	14
Stanton, K.	0	0 0	1 1	1 2	- 2	- 2	-	2
Stanton, L.	(Mono)	-	RED SHIRT				-	-
Swigart	4½	6½ 10½	2½ 12½	5 17½	0 17½	2 19½	-	19½
Watts	18	18 36	7 43	14 57	1 58	6 64	-	64
Wigley	22½	22½ 45	19½ 64½	6 70½	7 77½	8.85 86.1	-	86.1

GF 109 GF 113 GF 93 GF 82
L&C 45 W 40 L 66 UPS 81

TRI

GF 103
L&C 60
W 30

GF 29 GF 34½
WO 100 SO 174
SO 73 WO 166½
WU 156½
L 95½
L&C 36
EO 30
NMC 15½

WOMEN'S TRACK AND FIELD RESULTS
Oregon Small College Relays

DATE: MARCH 8, 1986

SITE: Lewis & Clark College
=====

100m HURDLES

- | | | |
|-------------|------|--|
| 1. Linfield | 49.4 | (Woodside 15.8, Johnson 16.2, Lind 17.4) |
| 2. P.S.U. | 51.7 | (Carter 16.7, Kersey 17.0, Wardell 18.0) |

Others:

- (1) Byrne, 15.7, WOSC; (2) Lowell, 16.6, LC; (3) Wilkinson, 16.7, GF;
(4) Ardinger, 18.7, LC

SHOT PUT

- | | | |
|-------------------|------------|---|
| 1. Western Oregon | 106'6 1/2" | (Wagner 38'1", Jester 37'10 3/4", Byrne 30'6 3/4") |
| 2. P.S.U. | 99'9" | (Lorenson 40'9", Carter 25'6 1/2", Kersey 23'6") |
| 3. George Fox | 99'2 3/4" | (Wittenburg 38'10", Funk 35 10 3/4", Woolsey 24'6") |

Others: (1) Bush, Will, 38'2 3/4", (2) Lang, Will, 32'3 1/2"

JAVELIN

- | | | |
|-------------------|---------|--|
| 1. Western Oregon | 328'1" | (Barnhurst 123'11", Osborn 104'11", Byrne 99'3") |
| 2. Linfield | 318'10" | (Halter 124'5", Wombach 101'9", Stevens 92'8") |
| 3. George Fox | 286'9" | (Fox 134'1", Woolsey 79'10", Funk 72'10") |

Others:

- (1) Lorenson, PSU, 136'5"; (2) Johnson, LC, 118'9";

LONG JUMP

- | | | |
|------------------|-------|--|
| 1. Lewis & Clark | 47'7" | (Duchow 16'3 1/2", Reaney 16' 1/4", Bolger 15' 3 3/4") |
|------------------|-------|--|

Others:

- (1) Jones, Will, 16'10 1/4"; (2) Buhler, UP, 16'4 1/4"; (3) Woolsey, GF, 15'4 1/2"; (4) Lang, Will, 13'2 3/4"

4 x 1600m

- | | | |
|-------------------|---------|---|
| 1. Portland | 20:59.9 | (Hillenkamp, Wilhelms, Johnston, Manning) |
| 2. Western Oregon | 22:10.3 | (Young, Hedson, Richardson, O'Leary) |

4 x 100m

- | | | |
|-------------------|------|-------------------------------------|
| 1. Linfield | 50.8 | (Tepper, Lind, Woodside, Johnson) |
| 2. Western Oregon | 51.0 | (Hannon, Wright, Kurtz, Wegener) |
| 3. Lewis & Clark | 52.3 | (Ardinger, Johnson, Reaney, Larsen) |
| 4. Willamette | 52.4 | (Lang, Jones, Payne, Klein) |

800m MEDLEY

1.	Western Oregon	1:53.6	(Hannon, Kurtz, Wegener, Wright)
2.	Lewis & Clark	1:56.5	(Lowell, Duchow, Larsen, Perry)
3.	Linfield	2:01.7	(Young, Gosso, Garland, Thomson)

DISTANCE MEDLEY

1.	Willamette	12:39.3	(Blum, Blum, Cammack, Krisifulli)
2.	F.S.U.	12:59.0	(Carter, Wardell, McNerney, Siler)
3.	Lewis & Clark	13:07.5	(Hewitt, McLeod, Finaly, Couch)
4.	Western Oregon	13:16.4	(Howard, Richardson, Dick, O'Leary)
5.	Linfield	13:26.0	(Tepper, Johnson, Mortensen, Bristow)

4 x 800m

1.	Portland	9:29.0	(Roscetic, Johnston, Manning, Johnson)
2.	Willamette	9:53.3	(Alexander, Osburn, Nielson, Peterson)
3.	Western Oregon	9:56.1	(Aho, Howard, Young O'Leary)
4.	Lewis & Clark	10:33.4	(Finaly, McLeod, Crouch, Hewitt)

4 x 200m

1.	Lewis & Clark	1:52.6	(Ardinger, Johnson, Reaney, Larsen)
2.	Linfield	1:59.5	(Young, Blakslee, Thomson, Goss)

HIGH JUMP

1.	Linfield	14'8"	(Lind 5'0", Johnson 4'10", Garland 4'10")
----	----------	-------	---

Others:

(1) Lovejoy, WOSC, 5'4"; (2) Woolsey, GF, 5'2"; (3) Byrne, WOSC, 5'2"; (4) Bolger, LC, 5'2"; (5) Buhler, UP, 5'0"; (6) Duchow, LC, 4'8"

DISCUS

Competitors:

(1) Wittenburg, GF, 137'5"; (2) Jester, WOSC, 128'1"; (3) Bush, Will, 124'0"
(4) Funk, GF, 107'10"; (5) Fessler, UP, 76'10"

5000m

Competitors:

(1) Crisifulli, Will, 18:09.4; (2) Fishback, Will, 18:55.0; (3) Underwood, LC, 19:33.5; (4) Benningfield, WOSC, 19:48.7; (5) Mithcelmore, LC, 20:20.8

4 x 400m

1.	Portland	4:00.6	(Kosztics, Johnson, Buhler, Pizer)
3.	Willamette	4:11.4	(Blum, Cammack, Klein, Blum)
2.	Western Oregon	4:10.6	(Wegener, O'Leary, Kurtz, Wright)

WOMEN'S TRACK AND FIELD RESULTS
Oregon Small College Relays

DATE: MARCH 8, 1986

SITE: Lewis & Clark College
=====

100m HURDLES

1. Linfield	49.4	(Woodside 15.8, Johnson 16.2, Lind 17.4)
2. P.S.U.	51.7	(Carter 16.7, Kersey 17.0, Wardell 18.0)

Others:

(1) Byrne, 15.7, WOSC; (2) Lowell, 16.6, LC; (3) Wilkinson, 16.7, GF;
(4) Ardinger, 18.7, LC

SHOT PUT

1. Western Oregon	106'6 1/2"	(Wagner 38'1", Jester 37'10 3/4", Byrne 30'6 3/4")
2. P.S.U.	99'9"	(Lorenson 40'9", Carter 25'6 1/2", Kersey 23'6 1/2")
3. George Fox	99'2 3/4"	(Wittenburg 38'10", Funk 35'10 3/4", Woolsey 24'6")

Others: (1) Bush, Will, 38'2 3/4", (2) Lang, Will, 32'3 1/2"

JAVELIN

1. Western Oregon	328'1"	(Barnhurst 123'11", Osborn 104'11", Byrne 99'3 1/2")
2. Linfield	318'10"	(Halter 124'5", Wombach 101'9", Stevens 92'8")
3. George Fox	286'9"	(Fox 134'1", Woolsey 79'10", Funk 72'10")

Others:

(1) Lorenson, PSU, 136'5"; (2) Johnson, LC, 118'9";

LONG JUMP

1. Lewis & Clark	47'7"	(Duchow 16'3 1/2", Reaney 16' 1/4", Bolger 15' 3 3/4")
------------------	-------	--

Others:

(1) Jones, Will, 16'10 1/4"; (2) Buhler, UP, 16'4 1/4"; (3) Woolsey, GF, 15'4 1/2"; (4) Lang, Will, 13'2 3/4"

4 x 1600m

1. Portland	20:59.9	(Hillenkamp, Wilhelms, Johnston, Manning)
2. Western Oregon	22:10.3	(Young, Hedson, Richardson, O'Leary)

4 x 100m

1. Linfield	50.8	(Tepper, Lind, Woodside, Johnson)
2. Western Oregon	51.0	(Hannon, Wright, Kurtz, Wegener)
3. Lewis & Clark	52.3	(Ardinger, Johnson, Reaney, Larsen)
4. Willamette	52.4	(Lang, Jones, Payne, Klein)