

1995

## 1995 Statistics

George Fox University Archives

Follow this and additional works at: [http://digitalcommons.georgefox.edu/athletics\\_baseball](http://digitalcommons.georgefox.edu/athletics_baseball)


---

### Recommended Citation

George Fox University Archives, "1995 Statistics" (1995). *Baseball*. 64.  
[http://digitalcommons.georgefox.edu/athletics\\_baseball/64](http://digitalcommons.georgefox.edu/athletics_baseball/64)

This Statistics is brought to you for free and open access by the George Fox University Athletics at Digital Commons @ George Fox University. It has been accepted for inclusion in Baseball by an authorized administrator of Digital Commons @ George Fox University. For more information, please contact [arolfe@georgefox.edu](mailto:arolfe@georgefox.edu).

# S T A T I S T I C S



## 1994 Season Statistics

*1994 honorable mention All-American Michael Thompson will sit out 1995 as a medical redshirt.*

### HITTING

PLAYER	GP	AB	R	H	2B	3B	HR	RBI	BA	SB/SBA	BB	K'S	E
Bohlman	2	2	0	1	1	0	0	0	.500	0/0	0	1	0
Knotts	44	170	46	70	15	2	8	46	.412	6/8	25	20	12
Wakeland	44	144	40	58	14	8	3	47	.403	8/8	40	19	0
Thompson	43	159	56	59	12	5	6	38	.371	14/15	28	30	1
Nadeau	44	184	55	67	10	4	2	31	.364	28/33	18	18	18
Kreitzer	21	6	15	2	0	1	0	0	.333	0/0	0	0	0
Fast	34	84	18	27	10	0	2	25	.321	0/0	22	14	0
Kershaw	44	176	38	53	10	3	6	46	.301	5/7	29	25	10
Corey	41	121	13	36	8	0	5	29	.298	1/1	25	27	8
Watson	44	160	31	45	8	2	10	49	.281	5/7	24	24	7
Mansur	41	123	29	34	5	1	1	23	.276	3/4	21	13	3
Iranshad	37	105	23	28	6	2	1	23	.267	3/4	14	14	6
Bukowski	37	105	29	14	1	2	1	5	.264	1/4	4	7	2
Graham	25	11	3	1	0	0	0	2	.091	0/0	2	5	0
Saperstein	8	4	2	0	0	0	0	1	.000	0/0	1	3	0
Pitchers	3	2	1	0	0	0	0	0	.000	0/0	2	1	8
<b>TOTALS</b>	<b>44</b>	<b>1502</b>	<b>397</b>	<b>495</b>	<b>100</b>	<b>30</b>	<b>45</b>	<b>373</b>	<b>.330</b>	<b>73/89</b>	<b>255</b>	<b>223</b>	<b>77</b>

### PITCHING

PITCHER	GP	IP	W	L	GS	GC	S	H	R	ER	BB	SO	SHO	ERA
Meyers	10	14.1	0	0	0	0	0	8	6	3	6	10	0	1.89
Greene	11	70.1	7	1	11	6	0	53	27	16	33	49	1	2.05
Schrenck	12	68.2	8	1	12	2	0	47	29	24	30	60	2	3.15
Marsh	11	25.1	4	0	0	0	0	30	10	9	13	14	0	3.20
Anderson	16	34.2	2	3	0	0	2	31	25	16	23	40	0	4.16
Lyman	9	32.0	4	2	3	0	1	25	21	16	14	20	0	4.50
Graham	4	19.1	1	1	3	0	0	19	15	11	8	8	0	5.13
Saperstein	4	5.0	0	0	1	0	1	3	3	3	4	1	0	5.40
Wheeler	12	40.0	3	2	9	0	0	43	31	26	28	13	0	5.85
Bohlman	12	12.2	1	1	0	0	0	14	10	10	3	10	0	7.14
Bodwell	11	29.1	1	2	3	0	0	28	28	24	16	12	0	7.37
Barnett	5	5.0	0	0	0	0	0	10	6	6	0	2	0	10.80
Others	3	1.1	0	0	0	0	0	1	2	0	3	2	0	0.00
<b>TOTALS</b>	<b>44</b>	<b>358.2</b>	<b>31</b>	<b>13</b>	<b>44</b>	<b>8</b>	<b>4</b>	<b>31</b>	<b>211</b>	<b>164</b>	<b>179</b>	<b>238</b>	<b>*5</b>	<b>4.12</b>

\* Includes team shutouts

## George Fox Single-Season Records



1913 George Fox (formerly Pacific College) baseball team

### INDIVIDUAL BATTING

#### Batting Avg. (50 AB min.)

.537	Mick Gwilym	1971
.500	Kelly Champ	1976
.434	Miguel Rivera	1990
.426	Miguel Rivera	1989
.426	Keven Bottenfield	1986
.412	Aaron Knotts	1994
.410	Keven Bottenfield	1985
.403	Chris Wakeland	1994
.402	Fernando Pol	1992
.401	Tony Robertson	1993

#### At Bats

184	Mike Nadeau	1994
176	Adam Kershaw	1994
170	Aaron Knotts	1994
160	Gary Boyer	1991
160	Kevin Watson	1994
158	Tony Spencer	1992
159	Mike Thompson	1994
156	Josh Gilbert	1993
151	Brandon Crosier	1993
150	Sean Bahrt	1991

#### Hits

70	Aaron Knotts	1994
67	Mike Nadeau	1994
59	Mike Thompson	1994
58	Mike Nadeau	1993
58	Chris Wakeland	1994
55	Tony Robertson	1993
53	Fernando Pol	1992
53	Adam Kershaw	1994
52	Gary Boyer	1991
51	Miguel Rivera	1991
51	Sean Bahrt	1991
51	Josh Gilbert	1993

#### Games

47	Tony Spencer	1992
45	Matt Capka	1992
45	Sean Bahrt	1992
45	Gary Boyer	1991
44	Sean Bahrt	1991
44	Jim Richardson	1991
44	Aaron Knotts	1994
44	Chris Wakeland	1994
44	Mike Nadeau	1994
44	Adam Kershaw	1994
44	Kevin Watson	1994

#### Runs

59	Mike Nadeau	1993
56	Mike Thompson	1994
54	Mike Nadeau	1994
46	Aaron Knotts	1994
43	Gary Boyer	1991
40	Dan Stupur	1989
40	Mike Nadeau	1992
40	Chris Wakeland	1994
38	Miguel Rivera	1989
37	Fernando Pol	1992
37	Miguel Rivera	1991
37	Kevin Goodman	1989

#### Doubles

20	Gary Boyer	1991
16	Keven Bottenfield	1985
15	Aaron Knotts	1994
14	Dan Stupur	1989
14	Chris Wakeland	1994
13	Brandon Crosier	1992
12	Matt Capka	1993
12	Mike Thompson	1994
11	Gary Boyer	1990
11	Matt Capka	1991
11	Tony Robertson	1993

#### Triples

8	Chris Wakeland	1994
5	Mike Thompson	1994
4	Dan Stupur	1989
4	Mike Nadeau	1994
3	Dave Morgan	1971
3	Wade Witherspoon	1981
3	Matt Capka	1993
3	Adam Kershaw	1994

#### Home Runs

12	Fernando Pol	1992
10	Kevin Watson	1994
8	Aaron Knotts	1994
7	Gayle Beebe	1981
7	Phil Marchant	1988
7	Kevin Kvarnstrom	1990
7	Josh Gilbert	1993
6	Keven Bottenfield	1986
6	Frank Wakayama	1988
6	Dan Stupur	1989
6	Mike Thompson	1994
6	Adam Kershaw	1994

#### RBIs

51	Fernando Pol	1992
50	Dan Stupur	1989
49	Kevin Watson	1994
48	Josh Gilbert	1993
47	Chris Wakeland	1994
46	Aaron Knotts	1994
46	Adam Kershaw	1994
40	Kevin Kvarnstrom	1991
38	Mike Thompson	1994
37	Mike Nadeau	1993

#### Stolen Bases

28	Mike Nadeau	1994
25	John Votaw	1982
19	Mike Nadeau	1993
16	Mike Nadeau	1992
16	Miguel Rivera	1989
15	John Votah	1984
15	Dan Stupur	1989
14	Mike Thompson	1994
10	Gary Boyer	1990
10	Tony Robertson	1993
9	Matt Capka	1993

#### Strikeouts

30	Mike Thompson	1994
27	Ryan Corey	1994
25	Adam Kershaw	1994
24	Tony Downs	1990
24	Josh Gilbert	1993
24	Kevin Watson	1994
21	Fernando Pol	1992
21	Phil Marchant	1988
21	Kevin Goodman	1989
21	Frank Wakayama	1990

#### Base on Balls

40	Chris Wakeland	1994
31	Kevin Goodman	1989
29	Hector Velez	1988
29	Adam Kershaw	1994
28	Fernando Pol	1992
28	Davin Miyamura	1993
28	Mike Thompson	1994
26	Miguel Rivera	1989
26	Fernando Pol	1993
25	Kevin Kvarnstrom	1990
25	Aaron Knotts	1994
25	Ryan Corey	1994

#### TEAM BATTING

Batting Avg.	.337	1975
Runs	495	1994
Runs	397	1994
Doubles	100	1994
Triples	30	1994
RBIs	45	1994
RBIs	373	1994
Stolen Bases	73	1994
At Bats	1,302	1994

#### Season Batting Averages

1994	.350	1988	.306
1993	.313	1987	.305
1992	.306	1986	.290
1991	.305	1985	.296
1990	.306	1984	.257
1989	.300		

**INDIVIDUAL PITCHING**

**Innings Pitched**

86.1	Clark Anderson	1993
78.2	Greg Mozel	1985
73.1	Rob Gehrke	1992
73.1	John Nichols	1989
70.2	Rod Jackson	1988
70.1	Jeremy Greene	1994
69.0	Chris Anderson	1986
68.2	Troy Schrenk	1994
64.1	Rob Gehrke	1993
64.0	Clark Anderson	1992

**Games**

17	Vincent DeJoia	1991
16	Tom Bohlman	1992
16	J.R. Cock	1991
16	Kevin Lucke	1987
16	Clark Anderson	1993
16	Tom Bohlman	1993
16	Mark Andersen	1994
15	Scott Johnson	1985
15	Rod Jackson	1988
14	Vincent DeJoia	1992
14	Jason Williams	1991
14	Chris Anderson	1986
14	Greg Mozel	1985

**Wins**


8	Troy Schrenk	1994
7	Jeremy Greene	1994
6	Kevin Lucke	1988
6	John Nichols	1989
6	Rob Oliver	1990
6	Clark Anderson	1992
6	Clark Anderson	1993
5	Seven players	

**Strikeouts**

65	John Nichols	1989
60	Rob Gehrke	1992
60	Troy Schrenk	1994
52	Rob Gehrke	1993
49	Jeremy Greene	1994
43	Rob Oliver	1991
43	Ed McClellan	1991
43	Rod Jackson	1988
42	Todd Miller	1984
40	Dave Scarth	1981

**ERA (Min. 30 IP)**

0.89	Dave Scarth	1981
2.05	Jeremy Greene	1994
2.54	Dave Callaghan	1981
2.56	Tom Evans	1981
3.02	Rob Oliver	1991
3.11	Jason Williams	1991
3.13	Clark Anderson	1993
3.15	Troy Schrenk	1994
3.18	Jason Williams	1992
4.08	Kevin Lucke	1987



*Fernando Pol set GFC's home run (12) and RBI (51) records in 1992.*

**Complete Games**

6	Kevin Lucke	1988
6	John Nichols	1989
6	Rob Gehrke	1992
6	Clark Anderson	1993
6	Rob Gehrke	1993
6	Jeremy Greene	1994
4	Rob Oliver	1991
4	Ed McClellan	1991

**Saves**

4	Tom Bohlman	1993
2	Vincent DeJoia	1991

**Strikeouts per 9 innings (30-inning min.)**

10.52	Mark Andersen	1994
7.98	John Nichols	1989
7.92	Troy Schrenk	1994
7.38	Rob Gehrke	1992
7.30	Rob Gehrke	1993
7.12	Vincent DeJoia	1991
6.67	Ed McClellan	1991
6.51	Rob Oliver	1991
6.29	Jeremy Greene	1994
6.13	Jason Carroll	1993

**Walks per 9 innings (30-inning min.)**


2.20	Clark Anderson	1993
2.34	John Nichols	1989
2.67	Clark Anderson	1992
3.01	Kevin Lucke	1988
3.18	Rob Oliver	1991
3.30	Vincent DeJoia	1992
3.53	Jason Williams	1992
3.92	Jason Stanley	1993
3.94	Rod Jackson	1989
3.94	Phil Lyman	1994

**TEAM PITCHING**

GP	47	1992
IP	369	1992
ERA	3.44	1992
SO	254	1991
SHO	8	1992
Fewest BB per 9 inn.	3.46	1992

**Earned Run Average**

1994	4.12	1988	4.96
1993	4.24	1987	6.51
1992	3.44	1986	5.82
1991	3.98	1985	6.79
1990	4.67	1984	7.79
1989	4.43		



*Tony Spencer played in a school-record 47 games in 1992.*



## Accolades

<b>Keven Bottenfield</b>	C	NAIA District 2 First Team	1985,'86
		All-Independent League	1985
		Timber-Prairie League First Team	1986
<b>Gene Christian</b>	U	NAIA District 2 Second Team	1985
		All-Independent League	1985
<b>Dean Boening</b>	OF	NAIA District 2 Second Team	1985
		All-Independent League	1985
<b>David Chambers</b>	OF	All-Independent League	1985
<b>Mike Williams</b>	OF	All-Independent League	1985
		Timber-Prairie League Second Team	1986
<b>Matt Nosack</b>	IF	Timber-Prairie League Hon. Ment.	1986
<b>Marce Sellas</b>	OF	Timber-Prairie League Hon. Ment.	1986
		Independent League First Team	1987
<b>Chris Anderson</b>	P	Timber-Prairie League Hon. Ment.	1986
<b>Hector Velez</b>	IF	Timber-Prairie League Hon. Ment.	1986
		Independent League First Team	1987
<b>Rudy Barcarse</b>	DH	Independent League First Team	1987
<b>Kevin Lucke</b>	P	Independent League Second Team	1987
		Metro-Valley First Team	1988
<b>Dave McKinney</b>	U	Independent League Second Team	1987
		Metro-Valley Second Team	1988
<b>Miguel Rivera</b>	IF	NAIA District 2 First Team	1988,'89,'90,'91
		Metro-Valley League First Team	1988,'89,'90,'91
		Metro-Valley Player of the Year	1990,'91
		<b>NAIA All-American Hon. Ment.</b>	<b>1989</b>
<b>Frank Wakayama</b>	OF	NAIA District 2 First Team	1988,'90
		Metro-Valley League First Team	1988,'90
<b>Scott Rader</b>	P	Metro-Valley League First Team	1988
		OF Metro-Valley League First Team	1990
<b>Fernando Pol</b>	OF	Metro-Valley League Second Team	1988
		DH Metro-Valley League First Team	1991,'92
		NAIA District 2 Hon. Ment.	1991
		NAIA District 2 First Team	1992
		Metro-Valley Player of the Year	1992
<b>Darryl Brown</b>	P	Metro-Valley League First Team	1989
<b>Dan Stupor</b>	IF	NAIA District 2 First Team	1989
<b>Steve Lampkin</b>	C	Metro-Valley League First Team	1989,'90,'91,'92
		NAIA District 2 Honorable Ment.	1992
<b>Kevin Goodman</b>	IF	Metro-Valley League First Team	1989,'90
<b>Dino Fiarito</b>	U	Metro-Valley League First Team	1989,'91
		NAIA District 2 Honorable Ment.	1991
<b>Chris Berg</b>	P	Metro-Valley League Second Team	1989
<b>Gary Boyer</b>	OF	NAIA District 2 First Team	1990,'91
		Metro-Valley League First Team	1990,'91
<b>Ed McClellan</b>	P	Metro-Valley League First Team	1990,'91
		NAIA District 2 Honorable Ment.	1991
<b>Rob Oliver</b>	P	Metro-Valley League First Team	1990,'91
		NAIA District 2 Honorable Ment.	1991
<b>Kevin Kvarnstrom</b>	IF	Metro-Valley League First Team	1990,'91
		NAIA District 2 Honorable Ment.	1991
<b>Matt Capka</b>	IF	NAIA District 2 Honorable Ment.	1991,'92
		Metro-Valley League First Team	1991,'92
		NAIA National Player of the Week	5/3-8/'93
<b>Sean Bahrt</b>	OF	NAIA District 2 Honorable Ment.	1991,'92
		Metro-Valley League First Team	1991,'92

### 1989 All-American Miguel Rivera

<b>Steve Mills</b>	P	Metro-Valley League First Team	1991
<b>Jim Richardson</b>	IF	Metro-Valley League Hon. Ment.	1991
<b>Jason Williams</b>	P	Metro-Valley League Hon. Ment.	1991
		NAIA District 2 Honorable Ment.	1992
		Metro-Valley League First Team	1992
<b>Mike Nadeau</b>	IF	NAIA District 2 Honorable Ment.	1992
		Metro-Valley League First Team	1992
		NAIA District 2 First Team	1993,'94
		Cascade League First Team	1993,'94
		NAIA District 2 Player of the Year	1994
		Cascade Conference Co-Player of the Year	1994
<b>Brandon Crosier</b>	OF	NAIA District 2 Honorable Ment.	1992
		Metro-Valley League First Team	1992
		Cascade League Honorable Ment.	1993
<b>Tony Spencer</b>	OF	NAIA District 2 Honorable Ment.	1992
		Metro-Valley League First Team	1992
<b>Clark Anderson</b>	P	NAIA District 2 Honorable Ment.	1992,'93
		Metro-Valley League First Team	1992
		Cascade League Honorable Ment.	1993
<b>Rob Gehrke</b>	P	NAIA District 2 Honorable Ment.	1992
		Metro-Valley League First Team	1992
<b>Tom Bohlman</b>	P	NAIA District 2 Honorable Ment.	1992
		Metro-Valley League First Team	1992
<b>Gage Campbell</b>	DH	Metro-Valley League Second Team	1992
<b>Vincent DeJoia</b>	P	Metro-Valley League Second Team	1992
<b>Brent Gruber</b>	P	Metro-Valley League Second Team	1992
<b>Darrell Dirks</b>	P	Metro-Valley League Hon. Ment.	1992
<b>Josh Gilbert</b>	IF	NAIA District 2 First Team	1993
		Cascade League First Team	1993
<b>Tony Robertson</b>	DH	<b>NAIA All-American Hon. Ment.</b>	<b>1993</b>
		NAIA District 2 First Team	1993
		Cascade League First Team	1993
<b>Aaron Knotts</b>	IF	NAIA District 2 First Team	1994
		Cascade Conference First Team	1994
<b>Adam Kershaw</b>	IF	NAIA District 2 First Team	1994
		Cascade Conference First Team	1994
<b>Chris Wakeland</b>	OF	NAIA District 2 First Team	1994
		Cascade Conference First Team	1994
<b>Michael Thompson</b>	OF	<b>NAIA All-American Hon. Ment.</b>	<b>1994</b>
		NAIA All-Far West Region	1994
		NAIA District 2 First Team	1994
		Cascade Conference First Team	1994
<b>Jeremy Greene</b>	P	NAIA District 2 First Team	1994
		Cascade Conference Pitcher of the Year	1994
		Cascade Conference First Team	1994
<b>Troy Schrenk</b>	P	NAIA District 2 First Team	1994
		Cascade Conference First Team	1994
<b>Ryan Corey</b>	C	Cascade Conference First Team	1994
<b>Kevin Watson</b>	OF	Cascade Conference Hon. Ment.	1994
<b>Mark Andersen</b>	P	Cascade Conference Hon. Ment.	1994
<b>Phil Lyman</b>	P	Cascade Conference Hon. Ment.	1994

# H I S T O R Y

## 1994 GFC Season Game-By-Game Results

DATE	W/L	SCORE	NAME (IP, RECORD)	GFC PITCHER	R-H-E	R-H-E	TEAM RECORDS		
							Year	Record	Coach
2/26	L	GFC 6	CSU, Chico 7	L-Andersen (1.2, 0-1)	6-11-3	7-8-5	1994	31-13	Pat Casey
2/27	L	GFC 2	CSU, Chico 4	L-Lyman (0.1, 0-1)	2-6-1	4-7-2	1993	26-16-1	Pat Casey
3/1	L	GFC 14	Portland State 18	L-Bodwell (3.0, 0-1)	14-14-9	18-11-3	1992	29-18	Pat Casey
3/5	W	GFC 4	Willamette 0	W-Schrenk (7.0, 1-0)	4-6-0	0-3-1	1991	24-21	Pat Casey
3/5	L	GFC 5	Willamette 8	L-Greene (4.0, 0-1)	5-8-4	8-8-1	1990	24-17	Pat Casey
3/9	L	GFC 2	Oregon State 8	L-Bodwell (7.0, 0-2)	2-5-1	8-11-3	1989	22-14	Pat Casey
3/10=	L	GFC 9	Washington State 13 (8)	L-Wheeler (1.1, 0-1)	9-8-1	13-11-2	1988	15-14	Pat Casey
3/10=	W	GFC 18	Lewis-Clark State 13 (11)	W-Bohlman (2.1, 1-0)	18-12-3	13-14-2	1987	7-13-1	Paul Berry
3/12=	W	GFC 13	Whitworth 2	W-Greene (9.0, 1-1)	13-9-2	2-4-3	1986	5-23	Paul Berry
<b>3/15</b>	<b>W</b>	<b>GFC 7</b>	<b>Univ. of Portland 4 (8)</b>	<b>W-Lyman (4.0 1-1)</b>	<b>7-9-4</b>	<b>4-8-2</b>	1985	14-19	Paul Berry
3/21	L	GFC 8	Univ. of Nevada-Reno 14	L-Schrenk (1.1, 1-1)	8-9-5	14-15-2	1984	2-22	W. Witherspoon
3/22	L	GFC 2	Sonoma State 6	L-Wheeler (4.0, 0-2)	2-6-1	6-9-3	1983	3-24	W. Witherspoon
3/22	W	GFC 5	Sonoma State 3	W-Greene (9.0, 2-1)	5-6-2	3-5-3	1982	5-25	Ed Fields
3/23	W	GFC 6	CSU, Chico 3	W-Lyman (1.0, 2-1)	6-9-0	3-2-5	1981	11-31	Larry LaBounty
3/23	W	GFC 7	CSU, Chico 2 (7)	W-Marsh (5.0, 1-0)	7-8-1	2-7-2	1980	10-19	Larry LaBounty
3/26	W	GFC 13	Central Washington 0	W-Schrenk (5.0, 2-1)	13-14-0	0-3-2	1979	6-28	Craig Taylor
3/26	W	GFC 15	Central Washington 6	W-Andersen(4.0, 1-1)	15-16-2	6-11-5	1978	10-19	Craig Taylor
3/29 *	W	GFC 8	Western Baptist 3	W-Marsh (4.1, 2-0)	8-14-0	3-5-4	1977	7-19	Craig Taylor
3/29 *	W	GFC 15	Western Baptist 0	W-Greene (5.0, 3-1)	15-16-0	0-1-5	1976	10-13	Craig Taylor
4/2	W	GFC 15	Central Washington 4	W-Schrenk (5.0, 3-1)	15-17-1	4-10-3	1975	7-7	Craig Taylor
4/2	W	GFC 17	Central Washington 5	W-Wheeler (4.0, 1-2)	17-8-1	5-10-7	1974	8-4	Craig Taylor
4/11 *	W	GFC 5	Western Oregon 0 (7)	W-Greene (7.0, 4-1)	5-7-2	0-3-1	1973	3-11	Bob Brown
4/11 *	W	GFC 15	Western Oregon 2	W-Schrenk (6.0, 4-1)	15-21-2	2-7-2	1972	13-8	Bob Brown
4/13 *	W	GFC 8	Western Baptist 1	W-Bodwell (6.0, 1-2)	8-8-2	1-5-3	1971	10-11	Bob Brown
4/15 *	L	GFC 7	Concordia 8	L-Lyman (5.0, 2-2)	7-13-1	8-9-2	1970		Jerry Louthan
4/16 *	W	GFC 7	Concordia 1 (7)	W-Greene (7.0, 5-1)	7-6-1	1-5-2	1969	0-19	David Berg
4/16 *	W	GFC 4	Concordia 0	W-Schrenk (9.0, 5-1)	4-8-0	0-3-3	1968	4-12	Terry Haskell
4/18 *	W	GFC 7	Western Oregon 1	W-Andersen (4.0, 2-1)	7-8-1	1-4-4	1967	4-12	Terry Haskell
4/19	W	GFC 11	Linfield 1	W-Marsh (5.0, 3-0)	11-15-2	1-7-3	1966	1-16	Terry Haskell
4/22 *	W	GFC 11	Northwest Nazarene 7	W-Lyman (4.0, 3-2)	11-11-1	7-10-2	1965	4-6	Terry Haskell
4/23 *	W	GFC 14	Northwest Nazarene 2 (7)	W-Schrenk (6.0, 6-1)	14-11-2	2-2-3	1964	0-10	Terry Haskell
4/23 *	W	GFC 7	Northwest Nazarene 2	W-Wheeler (5.2, 2-2)	7-14-1	2-5-1	1963	4-4	Nigel Shockey
4/25	L	GFC 6	Linfield 7 (11)	L-Andersen (2.2, 2-2)	6-9-1	7-7-4	1961	2-6	Carl Carpenter
5/2 *	W	GFC 7	Eastern Oregon 2 (7)	W-Schrenk (6.0, 7-1)	7-8-0	2-7-3	1960	3-3	Carl Carpenter
5/2 *	W	GFC 4	Eastern Oregon 1	W-Greene (9.0, 6-1)	4-9-1	1-6-1	1959		Carl Carpenter
5/3 *	W	GFC 11	Eastern Oregon 1	W-Lyman (5.2, 4-2)	11-17-1	1-5-2	1958	6-4	Carl Carpenter
5/6 *	L	GFC 13	Albertson 16	L-Bohlman (3.0, 1-1)	13-12-3	16-13-3	1957	5-12	Ralph Beebe
5/7 *	W	GFC 12	Albertson 1 (7)	W-Greene (7.0, 7-1)	12-13-0	1-7-1	1956	3-9	Ralph Beebe
5/7 *	W	GFC 8	Albertson 5	W-Graham (6.0, 1-0)	8-14-3	5-6-2	1955	1-7	Barney McGrath
5/11%	W	GFC 26	Concordia 5	W-Marsh (2.0, 4-0)	26-19-3	5-8-2			
5/12%	W	GFC 7	Linfield 1	W-Schrenk (7.1, 8-1)	7-10-1	1-6-3			
5/13%	L	GFC 3	Albertson 11	L-Graham (4.0, 1-1)	3-6-1	11-15-1			
5/13%	W	GFC 9	Western Oregon 3	W-Wheeler (3.0, 3-2)	9-17-1	3-6-2			
5/14%	L	GFC 7	Albertson 8 (10)	L-Andersen (2.2, 2-3)	7-11-2	8-13-1			

\*Cascade Conference game

=Lewis-Clark State Tournament

%NAIA District 2 Tournament

Home Game