

1996

1996 Statistics

George Fox University Archives


Follow this and additional works at: http://digitalcommons.georgefox.edu/athletics_baseball

Recommended Citation

George Fox University Archives, "1996 Statistics" (1996). *Baseball*. 61.
http://digitalcommons.georgefox.edu/athletics_baseball/61

This Statistics is brought to you for free and open access by the George Fox University Athletics at Digital Commons @ George Fox University. It has been accepted for inclusion in Baseball by an authorized administrator of Digital Commons @ George Fox University. For more information, please contact arolfe@georgefox.edu.

STATISTICS



*Joe Gordon hit 13 doubles in 1995,
sixth best in GFC history.*

1995 Season Statistics


HITTING

PLAYER	GP	AB	R	H	2B	3B	HR	RBI	BA	SB/SBA	BB	K'S	E
Beyers	44	167	44	63	9	1	5	17	.377	7/8	21	15	17
Iranshad	44	164	29	46	11	0	2	24	.280	1/1	16	21	13
Corey	44	170	12	48	12	3	8	28	.282	0/0	19	28	14
Janosky	43	125	31	32	7	1	5	25	.256	6/6	32	42	2
Jaramillo	40	118	18	30	5	0	0	18	.254	2/2	35	27	2
Gordon	38	128	25	39	13	1	7	29	.305	1/1	15	26	19
Hoover	39	120	11	28	5	0	0	19	.233	5/6	24	40	9
Graham	36	130	10	30	4	0	1	24	.231	1/1	8	16	4
Muñoz	38	149	18	48	6	0	1	14	.322	9/10	10	13	2
Ford	23	66	10	14	1	0	0	1	.212	1/1	5	5	4
Foote	8	14	10	3	0	0	0	1	.214	8/8	1	3	1
Spurlock	16	35	3	3	0	0	0	0	.086	2/2	2	14	4
White	1	2	1	1	0	0	0	2	.500	0/0	0	0	0
Nickel	1	2	0	0	0	0	0	0	.000	0/0	0	2	1
TOTALS	44	1,377	229	384	69	6	29	198	.279	43/45	177	245	105

PITCHING

PITCHER	GP	IP	W	L	GS	S	H	R	ER	BB	SO	ERA
Graham	13	76.66	4	8	12	0	74	60	45	33	37	5.31
Tobin	1	4.66	0	1	1	0	2	6	1	5	0	1.93
Fast	12	68.33	3	4	6	0	65	51	40	26	33	5.28
Avery	7	26.33	0	3	4	0	40	24	20	10	11	6.84
Calaba	15	61.66	5	7	11	0	63	53	48	55	44	7.06
Meyers	1	1.0	0	0	0	0	0	0	0	0	1	0.00
Clark	17	38.33	1	2	1	1	27	21	12	18	21	2.83
Muñoz	9	52.66	2	4	9	0	82	44	39	12	20	6.72
Chew	12	28.33	0	0	1	0	33	30	25	26	14	8.00
Iranshad	1	1.0	0	0	0	0	2	2	1	0	1	9.00
Jaramillo	2	2.33	0	0	0	0	5	4	3	4	1	11.59
TOTALS	44	361.33	15	29	44	1	393	295	234	189	183	5.83

George Fox Single-Season Records



Fernando Pol

INDIVIDUAL BATTING

Batting Avg. (50 AB min.)

.537	Mick Gwilym	1971
.500	Kelly Champ	1976
.434	Miguel Rivera	1990
.426	Miguel Rivera	1989
.426	Keven Bottenfield	1986
.412	Aaron Knotts	1994
.410	Keven Bottenfield	1985
.403	Chris Wakeland	1994
.402	Fernando Pol	1992
.401	Tony Robertson	1993

At Bats

184	Mike Nadeau	1994
176	Adam Kershaw	1994
170	Aaron Knotts	1994
170	Ryan Corey	1995
167	Marty Beyers	1995
164	Tony Iranshad	1995
160	Gary Boyer	1991
160	Kevin Watson	1994
158	Tony Spencer	1992
159	Mike Thompson	1994

Hits

70	Aaron Knotts	1994
67	Mike Nadeau	1994
63	Marty Beyers	1995
59	Mike Thompson	1994
58	Mike Nadeau	1993
58	Chris Wakeland	1994
55	Tony Robertson	1993
53	Fernando Pol	1992
53	Adam Kershaw	1994
52	Gary Boyer	1991

Games

47	Tony Spencer	1992
45	Matt Capka	1992
45	Sean Bahrt	1992
45	Gary Boyer	1991
44	10 Players	

Runs

59	Mike Nadeau	1993
56	Mike Thompson	1994
54	Mike Nadeau	1994

46	Aaron Knotts	1994
44	Marty Beyers	1995
43	Gary Boyer	1991
40	Dan Stupur	1989
40	Mike Nadeau	1992
40	Chris Wakeland	1994
38	Miguel Rivera	1989

Doubles

20	Gary Boyer	1991
16	Keven Bottenfield	1985
15	Aaron Knotts	1994
13	Joe Gordon	1995
14	Dan Stupur	1989
14	Chris Wakeland	1994
13	Brandon Crosier	1992
12	Matt Capka	1993
12	Mike Thompson	1994
12	Ryan Corey	1995

Triples

8	Chris Wakeland	1994
5	Mike Thompson	1994
4	Dan Stupur	1989
4	Mike Nadeau	1994
3	Dave Morgan	1971
3	Wade Witherspoon	1981
3	Matt Capka	1993
3	Adam Kershaw	1994
3	Ryan Corey	1995

Home Runs

12	Fernando Pol	1992
10	Kevin Watson	1994
8	Ryan Corey	1995
8	Aaron Knotts	1994
7	Gayle Beebe	1981
7	Phil Marchant	1988
7	Kevin Kvarnstrom	1990
7	Josh Gilbert	1993
7	Joe Gordon	1995
6	Keven Bottenfield	1986
6	Frank Wakayama	1988
6	Dan Stupur	1989
6	Mike Thompson	1994
6	Adam Kershaw	1994

RBI's

51	Fernando Pol	1992
50	Dan Stupur	1989
49	Kevin Watson	1994
48	Josh Gilbert	1993
47	Chris Wakeland	1994
46	Aaron Knotts	1994
46	Adam Kershaw	1994
40	Kevin Kvarnstrom	1991
38	Mike Thompson	1994
37	Mike Nadeau	1993

Stolen Bases

28	Mike Nadeau	1994
25	John Votaw	1982
19	Mike Nadeau	1993
16	Mike Nadeau	1992
16	Miguel Rivera	1989
15	John Votaw	1984
15	Dan Stupur	1989
14	Mike Thompson	1994
10	Gary Boyer	1990
10	Tony Robertson	1993

Strikeouts

42	Jeff Janosky	1995
40	Rob Hoover	1995
30	Mike Thompson	1994
28	Ryan Corey	1995
27	Ryan Corey	1994
27	Aaron Jaramello	1995
26	Joe Gordon	1995
25	Adam Kershaw	1994
24	Tony Downs	1990
24	Josh Gilbert	1993
24	Kevin Watson	1994

Base on Balls

40	Chris Wakeland	1994
35	Jeff Jaramello	1995
32	Jeff Janosky	1995
31	Kevin Goodman	1989
29	Hector Velez	1988
29	Adam Kershaw	1994
28	Fernando Pol	1992
28	Davin Miyamura	1993
28	Mike Thompson	1994
26	Miguel Rivera	1989
26	Fernando Pol	1993

TEAM BATTING

Batting Avg.	337	1975
Runs	496	1994
Runs	397	1994
Doubles	190	1994
Triples	30	1994
HRs	43	1994
RBI	373	1994
Stolen Bases	73	1994
At Bats	1,502	1994

Season Batting Averages

1995	379	1989	330
1994	330	1990	306
1993	313	1987	303
1992	306	1986	296
1991	303	1985	296
1990	306	1984	287

RECORDS

INDIVIDUAL PITCHING

Innings Pitched

86.33	Clark Anderson	1993
78.67	Greg Mozel	1985
76.67	Danny Graham	1995
73.33	Rob Gehrke	1992
73.33	John Nichols	1989
70.67	Rod Jackson	1988
70.33	Jeremy Greene	1994
69.00	Chris Anderson	1986
68.67	Troy Schrenk	1994
68.33	Nate Fast	1995

Games

17	Vincent DeJoia	1991
17	Will Clark	1995
16	Tom Bohlman	1992
16	J.R. Cock	1991
16	Kevin Lucke	1987
16	Clark Anderson	1993
16	Tom Bohlman	1993
16	Mark Andersen	1994
15	Scott Johnson	1985
15	Rod Jackson	1988
15	Kevin Calaba	1995

Wins


8	Troy Schrenk	1994
7	Jeremy Greene	1994
6	Kevin Lucke	1988
6	John Nichols	1989
6	Rob Oliver	1990
6	Clark Anderson	1992
6	Clark Anderson	1993
5	Eight players	

Strikeouts

65	John Nichols	1989
60	Rob Gehrke	1992
60	Troy Schrenk	1994
52	Rob Gehrke	1993
49	Jeremy Greene	1994
44	Kevin Calaba	1995
43	Rob Oliver	1991
43	Ed McClellan	1991
43	Rod Jackson	1988
42	Todd Miller	1984

ERA (Min. 30 IP)

0.89	Dave Scarth	1981
2.05	Jeremy Greene	1994
2.54	Dave Callaghan	1981
2.56	Tom Evans	1981
2.83	Will Clark	1995
3.02	Rob Oliver	1991
3.11	Jason Williams	1991
3.13	Clark Anderson	1993
3.15	Troy Schrenk	1994
3.18	Jason Williams	1992



Tom Bohlman

Complete Games

6	Kevin Lucke	1988
6	John Nichols	1989
6	Rob Gehrke	1992
6	Clark Anderson	1993
6	Rob Gehrke	1993
6	Jeremy Greene	1994
4	Rob Oliver	1991
4	Ed McClellan	1991

Saves

4	Tom Bohlman	1993
2	Vincent DeJoia	1991

Strikeouts per 9 innings (30-inning min.)

10.53	Mark Andersen	1994
7.98	John Nichols	1989
7.92	Troy Schrenk	1994
7.39	Rob Gehrke	1992
7.30	Rob Gehrke	1993
7.13	Vincent DeJoia	1991
6.67	Ed McClellan	1991
6.51	Rob Oliver	1991
6.42	Kevin Calaba	1995
6.29	Jeremy Greene	1994

Walks per 9 innings (30-inning min.)

2.20	Clark Anderson	1993
2.34	John Nichols	1989
2.67	Clark Anderson	1992
3.01	Kevin Lucke	1988
3.18	Rob Oliver	1991
3.30	Vincent DeJoia	1992
3.52	Jason Williams	1992
3.94	Rod Jackson	1989
3.94	Phil Lyman	1994
4.24	Jason Stanley	1993

TEAM PITCHING			
GP	47	1992	
IP	303	1992	
ERA	3.44	1992	
SO	214	1991	
SHO	8	1992	
Fewest ER per 9 inn.	3.66	1992	
Earned Run Average			
1995	3.83	1999	4.63
1994	4.12	1998	4.96
1993	4.24	1987	6.31
1992	3.44	1986	5.82
1991	3.98	1985	6.79
1990	4.67	1984	7.79



*1921 George Fox baseball team.
(formerly Pacific College)*

H I S T O R Y



Accolades

Keven Bottenfield	C	NAIA District 2 First Team	1985,'86
		All-Independent League	1985
		Timber-Prairie League First Team	1986
Gene Christian	U	NAIA District 2 Second Team	1985
		All-Independent League	1985
Dean Boening	OF	NAIA District 2 Second Team	1985
		All-Independent League	1985
David Chambers	OF	All-Independent League	1985
Mike Williams	OF	All-Independent League	1985
		Timber-Prairie League Second Team	1986
Matt Nosack	IF	Timber-Prairie League Hon. Ment.	1986
Marce Sellas	OF	Timber-Prairie League Hon. Ment.	1986
		Independent League First Team	1987
Chris Anderson	P	Timber-Prairie League Hon. Ment.	1986
Hector Velez	IF	Timber-Prairie League Hon. Ment.	1986
		Independent League First Team	1987
Rudy Barcarse	DH	Independent League First Team	1987
Kevin Lucke	P	Independent League Second Team	1987
		Metro-Valley First Team	1988
Dave McKinney	U	Independent League Second Team	1987
		Metro-Valley Second Team	1988
Miguel Rivera	IF	NAIA District 2 First Team	1988,'89,'90,'91
		Metro-Valley League First Team	1988,'89,'90,'91
		Metro-Valley Player of the Year	1990,'91
		NAIA All-American Hon. Ment.	1989
Frank Wakayama	OF	NAIA District 2 First Team	1988,'90
		Metro-Valley League First Team	1988,'90
Scott Rader	P	Metro-Valley League First Team	1988
	OF	Metro-Valley League First Team	1990
Fernando Pol	OF	Metro-Valley League Second Team	1988
	DH	Metro-Valley League First Team	1991,'92
		NAIA District 2 Hon. Ment.	1991
		NAIA District 2 First Team	1992
		Metro-Valley Player of the Year	1992
Darryl Brown	P	Metro-Valley League First Team	1989
Dan Stupor	IF	NAIA District 2 First Team	1989
Steve Lampkin	C	Metro-Valley League First Team	1989,'90,'91,'92
		NAIA District 2 Honorable Ment.	1992
Kevin Goodman	IF	Metro-Valley League First Team	1989,'90
Dino Fiarito	U	Metro-Valley League First Team	1989,'91
		NAIA District 2 Honorable Ment.	1991
Chris Berg	P	Metro-Valley League Second Team	1989
Gary Boyer	OF	NAIA District 2 First Team	1990,'91
		Metro-Valley League First Team	1990,'91
Ed McClellan	P	Metro-Valley League First Team	1990,'91
		NAIA District 2 Honorable Ment.	1991
Rob Oliver	P	Metro-Valley League First Team	1990,'91
		NAIA District 2 Honorable Ment.	1991
Kevin Kvarnstrom	IF	Metro-Valley League First Team	1990,'91
		NAIA District 2 Honorable Ment.	1991
Matt Capka	IF	NAIA District 2 Honorable Ment.	1991,'92
		Metro-Valley League First Team	1991,'92
		NAIA National Player of the Week	5/3-8/'93
Sean Bahrt	OF	NAIA District 2 Honorable Ment.	1991,'92
		Metro-Valley League First Team	1991,'92
Steve Mills	P	Metro-Valley League First Team	1991
Jim Richardson	IF	Metro-Valley League Hon. Ment.	1991

1989 All-American Miguel Rivera

Jason Williams	P	Metro-Valley League Hon. Ment.	1991
		NAIA District 2 Honorable Ment.	1992
		Metro-Valley League First Team	1992
Mike Nadeau	IF	NAIA District 2 Honorable Ment.	1992
		Metro-Valley League First Team	1992
		NAIA District 2 First Team	1993,'94
		Cascade League First Team	1993,'94
		NAIA District 2 Player of the Year	1994
		Cascade Conference Co-Player of the Year	1994
Brandon Crosier	OF	NAIA District 2 Honorable Ment.	1992
		Metro-Valley League First Team	1992
		Cascade League Honorable Ment.	1993
Tony Spencer	OF	NAIA District 2 Honorable Ment.	1992
		Metro-Valley League First Team	1992
Clark Anderson	P	NAIA District 2 Honorable Ment.	1992,'93
		Metro-Valley League First Team	1992
		Cascade League Honorable Ment.	1993
Rob Gehrke	P	NAIA District 2 Honorable Ment.	1992
		Metro-Valley League First Team	1992
Tom Bohlman	P	NAIA District 2 Honorable Ment.	1992
		Metro-Valley League First Team	1992
Gage Campbell	DH	Metro-Valley League Second Team	1992
Vincent DeJoia	P	Metro-Valley League Second Team	1992
Brent Gruber	P	Metro-Valley League Second Team	1992
Darrell Dirks	P	Metro-Valley League Hon. Ment.	1992
Josh Gilbert	IF	NAIA District 2 First Team	1993
		Cascade League First Team	1993
Tony Robertson	DH	NAIA All-American Hon. Ment.	1993
		NAIA District 2 First Team	1993
		Cascade League First Team	1993
Aaron Knotts	IF	NAIA District 2 First Team	1994
		Cascade Conference First Team	1994
Adam Kershaw	IF	NAIA District 2 First Team	1994
		Cascade Conference First Team	1994
Chris Wakeland	OF	NAIA District 2 First Team	1994
		Cascade Conference First Team	1994
Michael Thompson	OF	NAIA All-American Hon. Ment.	1994
		NAIA All-Far West Region	1994
		NAIA District 2 First Team	1994
		Cascade Conference First Team	1994
Jeremy Greene	P	NAIA District 2 First Team	1994
		Cascade Conference Pitcher of the Year	1994
		Cascade Conference First Team	1994
Troy Schrenk	P	NAIA District 2 First Team	1994
		Cascade Conference First Team	1994
Ryan Corey	C	Cascade Conference First Team	1994
		Cascade Conference Hon. Ment.	1995
Kevin Watson	OF	Cascade Conference Hon. Ment.	1994
Mark Andersen	P	Cascade Conference Hon. Ment.	1994
Phil Lyman	P	Cascade Conference Hon. Ment.	1994
Tony Iranshad	IF	Cascade Conference Hon. Ment.	1995
Ryan Muñoz	U	Cascade Conference Hon. Ment.	1995
Marty Beyers	IF	Cascade Conference Hon. Ment.	1995
Danny Graham	P	Cascade Conference Hon. Ment.	1995

H I S T O R Y

1995 GFC Season Game-By-Game Results

DATE	W/L	SCORE
2-16	% L	GFC 1, CSU, Chico 8
2-17	% L	GFC 0, Western Oregon 7
2-25	W	GFC 9, Willamette 3
2-25	L	GFC 4, Willamette 7
2-28	L	GFC 0, Oregon State 4
3-9	= L	GFC 2, Lewis-Clark State 7
3-10	= L	GFC 5, Mayville State 9
3-11	= L	GFC 4, Linfield 8
3-11	= L	GFC 3, Albertson 13
3-15	L	GFC 2, Portland State 6
3-16	L	GFC 4, Pacific 10
3-23	L	GFC 7, Lewis & Clark 12
3-24	L	GFC 4, Central Washington 13
3-25	W	GFC 10, Central Washington 5
3-25	L	GFC 3, Central Washington 4
3-28	L	GFC 4, Lewis & Clark 9
3-30	* W	GFC 9, Western Baptist 0
3-30	* W	GFC 8, Western Baptist 2
4-1	* W	GFC 10, Western Baptist 2
4-1	* W	GFC 11, Western Baptist 2
4-9	* W	GFC 5, Eastern Oregon 4
4-10	* W	GFC 15, Eastern Oregon 13
4-11	* L	GFC 4, Eastern Oregon 11
4-12	L	GFC 7, Linfield 14
4-14	* L	GFC 4, Northwest Nazarene 7
4-14	* W	GFC 10, Northwest Nazarene 2
4-15	* W	GFC 15, Northwest Nazarene 7
4-15	* W	GFC 9, Northwest Nazarene 5
4-21	* W	GFC 6, Concordia 1
4-21	* L	GFC 2, Concordia 5
4-22	* W	GFC 7, Concordia 1
4-22	* W	GFC 5, Concordia 4
5-2	* L	GFC 2, Western Oregon 3
5-2	* L	GFC 2, Western Oregon 8
5-3	* L	GFC 0, Western Oregon 5
5-3	* L	GFC 1, Western Oregon 7
5-5	L	GFC 4, Lewis-Clark State 10
5-6	L	GFC 1, Lewis-Clark State 7
5-6	L	GFC 8, Lewis-Clark State 16
5-10	L	GFC 10, Linfield 11
5-12	* L	GFC 2, Albertson 6
5-12	* L	GFC 5, Albertson 8
5-13	* L	GFC 3, Albertson 5
5-13	* W	GFC 3, Albertson 1

%Chico State Tournament
 =Lewis-Clark State Tournament
 *Cascade Conference game
Home Game

TEAM RECORDS

Year	Record	Coach
1995	15-29	Jeff Hollamon
1994	31-13	Pat Casey
1993	26-16-1	Pat Casey
1992	29-18	Pat Casey
1991	24-21	Pat Casey
1990	24-17	Pat Casey
1989	22-14	Pat Casey
1988	15-14	Pat Casey
1987	7-13-1	Paul Berry
1986	5-23	Paul Berry
1985	14-19	Paul Berry
1984	2-22	W. Witherspoon
1983	3-24	W. Witherspoon
1982	5-25	Ed Fields
1981	11-31	Larry LaBounty
1980	10-19	Larry LaBounty
1979	6-28	Craig Taylor
1978	10-19	Craig Taylor
1977	7-19	Craig Taylor
1976	10-13	Craig Taylor
1975	7-7	Craig Taylor
1974	8-4	Craig Taylor
1973	3-11	Bob Brown
1972	13-8	Bob Brown
1971	10-11	Bob Brown
1970	N/A	Jerry Louthan
1969	0-19	David Berg
1968	4-12	Terry Haskell
1967	4-12	Terry Haskell
1966	1-16	Terry Haskell
1965	4-6	Terry Haskell
1964	0-10	Terry Haskell
1963	4-4	Nigel Shockey
1961	2-6	Carl Carpenter
1960	3-3	Carl Carpenter
1959	N/A	Carl Carpenter
1958	6-4	Carl Carpenter
1957	5-12	Ralph Beebe
1956	3-9	Ralph Beebe
1955	1-7	Barney McGrath

GEORGE FOX MOST VALUABLE PLAYERS

1995	Not Given
1994	Mike Nadeau
1993	Mike Nadeau
1992	Fernando Pol
1991	Miguel Rivera and Gary Boyer
1990	Miguel Rivera and Gary Boyer
1989	Dan Stupur and Miguel Rivera
1988	Frank Wakayama
1987	Marce Sellas
1986	Keven Bottenfield
1985	Keven Bottenfield
1984	John Votaw
1983	Tom Evans
1982	Dave Case
1981	Gayle Beebe
1980	Steve Hilgendorf

SCHEDULE

FEBRUARY

Thu	22	at Western Baptist (1)	2:00
Sat	24	at Western Oregon (2)	12:00

MARCH

Fri	1	Eastern Oregon (2)◇	1:00
Sat	2	Whitman (1)◇	10:00
		Pacific (1)◇	12:30
Tue	5	WESTERN OREGON (1)	3:00
Fri	8	at Oregon State (1)	3:00
Sat	9	ALUMNI GAME (1)	1:00
Tue	12	WESTERN BAPTIST (1)	3:00
Sat	16	PUGET SOUND (2)	1:00
Fri	22	CENTRAL WASHINGTON (2)+	12:00
Sat	23	at Western Oregon (2)+	12:00
Sun	24	at Willamette (2)+	12:00
Tue	26	at University of Washington (1)	2:00
Wed	27	at National Baseball Inst. (1) (E)	3:00
Sat	30	at Whitworth (2)*	1:00
Sun	31	at Whitworth (1)*	12:00

APRIL

Tue	2	WESTERN OREGON (1)	3:30
Fri	5	at Pacific Lutheran (1)*	3:00
Sat	6	at Pacific Lutheran (2)*	1:00
Sat	13	WHITMAN (2)*	1:00
Sun	14	WHITMAN (1)*	2:00
Sat	20	PACIFIC (2)*	1:00
Sun	21	at Pacific (1)*	1:00
Sat	27	at Linfield (2)*	1:00
Sun	28	LINFIELD (1)*	2:00

MAY

Sun	5	at Willamette (2)*	1:00
Mon	6	WILLAMETTE (1)*	4:00
Sat	11	LEWIS & CLARK (2)*	1:00
Sun	12	at Lewis & Clark (1)*	1:00
Tue-Sat	14-18	NAIA Regional Tournament	TBA
Fri-Thu	24-30	NAIA National Tournament, Sioux City, Iowa	TBA

Home games in bold caps. ◇At Eastern Oregon Tournament.

*Conference games. +Willamette Valley Tournament. (E)=Exhibition.

Home games played on Morse Athletic Field.

