

1981

1981 Statistics

George Fox University Archives

Follow this and additional works at: https://digitalcommons.georgefox.edu/athletics_mentrack

Recommended Citation

George Fox University Archives, "1981 Statistics" (1981). *Men's Track and Field*. 66.
https://digitalcommons.georgefox.edu/athletics_mentrack/66

This Statistics is brought to you for free and open access by the George Fox University Athletics at Digital Commons @ George Fox University. It has been accepted for inclusion in Men's Track and Field by an authorized administrator of Digital Commons @ George Fox University. For more information, please contact arolfe@georgefox.edu.

COLLEGE RELAYS----MARCH 7, 1981----GRISWOLD STADIUM, LEWIS AND CLARK COLLEGE

WEATHER: Cloudy, 49 degrees, wind negligible. Track damp. (Meter distance races)

4 x 1600 --- UofP (Buckner, Lattig, Stepan, Hunz) 17:18.5; I&C, 17:43.2.

4 x 100 --- UofP (Edwards, Krause, Smith, Hughes) 42.5; Will., 43.5; Linf. 43.7; Pac. 45.

DISTANCE MEDLEY --- UofP (Nolan, Quigley, Bowman, Hamilton) 10:11.2; GeoFox 10:17.6;
Will., 10:38.0; Linf., 10:41.2; I&C, 11:00.0.

SPRINT MEDLEY --- Pac., (Kirkland, Fowler, McCartney, Grubb) 1:35.2; Linf., 1:37.8;
I&C, 1:38.1; Will., 1:39.9.

HANDS RELAY --- Linf. (Dotson, 143-5, Castor, 135-2, Jaqua, 130-3) 408-10 (Meet record,
old record 408-9 by OCE, 1974); GeoFox, (Curtis, 143-10, Smith, 133-6, Huisenga
105-5) 382-9; UofP (Krichewsky, 104-11, Strot, 118-8, Westby, 59-4) 282-11;
I&C (Earnshaw) 140-7.

JAVELIN RELAY --- I&C (Lovell, 214-2, Pullin, 172-7, Uyehara, 167-0) 553-9; Will. (Overholt,
~~182-1~~ 193-4, Davenport, 169-1, Skoglund, 167-2) 529-7; UofP (Ortega, 187-2,
Newton, 161-3, Malinski, 120-5) 468-10; Linf. (Mayes) 189-0; GeoFox (Huisenga)
150-1.

4 x 800 --- UofP (Buckner, Link, Hunz, Stepan) 7:51.4; I&C, 8:02.3; Pacific, 8:30.3.

4 x 200 --- UofP (Edwards, Krauss, Smith, Hughes) 1:29.0; Linf., 1:34.5; I&C, 1:34.8;
OCE, 1:34.8; Will., 1:41.1.

SHOT RELAY --- I&C (Fagerberg, 45-2, Friday, 43-8, Outcalt, 42-3½) 131-1½; Linf. (Dotson,
43-10, Jaqua, 41-1½, Caster, 35-6) 122-0½; OCE (Johnson, 43-2, R. Johnson, 37-10,
Brock, 35-8) 115-10; GeoFox (Miller, 38-3, Smith, 34-7, Curtis, 37-2) 109-0;
Will. (Backman, 47-10, Goergen, 45-11) 93-9; UofP (Strot) 39-6.

LONG JUMP RELAY --- UofP (Terry, 20-9½, Wright, 20-9¼, Hughes, 19-11½) 61-6¼; I&C (Robertson,
20-8 ¾, Pullin, 20-6½, Eriksen, 20-2) 61-5¼; Will. (Hansen, 21-11, Brown, 19-7,
Davenport, ~~18-1~~ 19-5½) 60-11½; OCE (Quering, 20-9½, K. Johnson, 20-1 ¾, Elder,
17-4 ¾) 58-4; Linf. (Ellings, 19-9½, Goetsch, 19-7½, ~~Reed~~ Reed, 17-11½) 57-4;
Pac. (Beemer) 18-6.

5000 METERS (Open) --- Dave Holmes, UofP, 14:42.4; Paul Peloquin, UofP, 15:14.1; Rick
Groenendaal, Will., 15:19.4; Ty Strange, UofP, 15:19.5; Ken Brown, UofP, 15:32.2;
Steve Taylor, unatt., 15:35.7; ~~Steve~~ Glen Giovannetti, Lin., 15:49.5.

HIGH JUMP RELAY --- Will. (Gabriel, 6-2, Davenport, 6-2, Kuehner, 6-0) 18-4; I&C (Pullin, 6-4,
Eriksen, 5-9, Giles, 5-9) 17-10; OCE (Quiring, 6-0, K. Johnson, 6-0, Elder, 5-6)
17-6; UofP (Carvalho, 6-4, Newton, 6-6) 12-10; Linf. (Livermore) 6-2; Pacific,
(Smith) 5-9.

LE VAULT RELAY --- I&C ~~(B. Hopkins, 12-4, Dippolito, 11-6, S. Hopkins, 11-6);~~ GeoFox,
(Heydel, 12-0, Sherman, 11-6) 23-6; OCE (Leader) 13-4; Linf. (Tarpenning) 12-8;
Pac. (Kennedy) 11-0.

--- UofP (Smith, Hunz, Stepan, Edwards) 3:20.8; Will., 3:23.3; I&C, 3:24.6;
DA GeoFox, 3:25.2; Linf., 3:25.6;

UofP Y --- I&C (Outcalt, 144-5, Friday, 121-0½, Uyehara, 131-10) 397-3½; Linf.
(~~Strot~~ Jaqua, 136-9½, Dotson, 130-2½, Ayers, 119-0) 396-0; Will. (Goergen, 126-11,
140-8) Backman, 125-11, Bean, 122-8) 375-6; GeoFox (Curtis, 119-8, Huisenga
114-1) 345-9; OCE (Brock, 135-3, Elder, 105-7)

SMALL COLLEGE RELAY RECORDS

3-12-81

RECORDS:

Four Mile Relay	17:25.8	U of P (Bucknew, Strange, Stepan, Holmes)	1980
4 x 1600 Meters	17:18.5	Portland (Buckner, Lattig, Stepan, Hunz)	1981
Shotput Relay	145-11	OCE (Kenady, Paul, Lahley)	1972
Javelin Relay	578-1	L&C (Westcott, Reed, Knez)	1976
Hammer Relay	408-10	Lin (Dotson, Castor, Jaqua)	1981
Long Jump Relay	63-9	WU (Hansen, Davenport, Brown)	1980
High Jump Relay	18-9	Pacific (Gordon, Casper, Burt)	1976
Pole Vault Relay	38-0	L&C (Grant, Nichenko, Stovall)	1975
440 Relay	42.5	Portland (Namba, Huppert, Everson, Bradley)	1973
4 X 100 Relay	42.5	Portland (Edwards, Kraus, Smith, Hughes)	1981
Distance Medley	10:15.0	NMC (Fox, Pederson, Titterington, Hills)	1976
Meters	10:11.2	Portland (Nolan, Quigley, Bowman, Hamilton)	1981
Sprint Medley	1:31.6	Linfield (Lazelle, King, Bradwell, Shaw)	1974
Meters	1:35.2	Pacific (Kirkland, Fowler, McCartney, Grubb)	1981
Two Mile Relay	7:54.4	Linfield (Bond, Frisk, Nickelson, Williams) UofP (Lawson, Buckner, Holmes, Stepan)	1976 1980
4 X 800 Relay	7:51.4	Portland (Buckner, Link, Hunz, Stepan)	1981
Discus Relay	434-8	OCE (Schukart, Bates, Lahley)	1972
880 Relay	1:29.4	Portland (Namba, Pruitt, Everson, Bradley) George Fox (Swafford, Reynolds, Seibert, Griffin)	1978 1979
4 X 200 Relay	1:29.0	Portland (Edwards, Kraus, Smith, Hughes)	1981
Mile Relay	3:21.7	Linfield (Mundo, Minors, Shaw, Lazelle)	1974
4 X 400 Relay	3:20.8	Portland (Smith, Hunz, Stepan, Edwards)	1981

2:01.1
58.3
102.8

OREGON SMALL COLLEGE RELAYS
March 7, 1981
Lewis & Clark College

*Throws and Long Jump: 3 efforts only---no finals. Throws will be in flights by schools as listed.

Time	Event	Entries
1:00	Hammer	<u>GF</u> U of P, LIN, L & C, Will
1:00	Shot	LC, Will, OCE, U of P, Lin, <u>GF</u>
1:00	Javelin	Lin, LC, Will, OCE, <u>GF</u> U of P
1:00	Long Jump	*No run through after 1 p.m.. Jump at will anytime runway is clear. All jumps must be completed by 2:50 p.m.
1:00	High Jump	PAC, U of P, Lin, GF, Will, OCE, LC *Bar will be set at 5-6; 5-9; 6-0; 6-2; 6-4; 6-6;
1:00	Pole Vault	<u>GF</u> PAC, U of P, Lin, Will, OCE, LC *Bar will be set at 11-0; 11-6; 12-0; 12-4; 12-8; 13-0

Running Event Lane Assignments:

1:00	4 x 1600	(1) LC (2) U of P (3) Will
1:20	4 x 100	(2) Boxer TC, (2) GF , (3) U of P, (4) OCE (5) PAC (6) Lina (7) Will (8) LC
1:30	Dist Med	(3) U of P (4) <u>GF</u> (5) LC (6) OCE (7) Will (8) Lin
1:50	Sprint Med.	(3) LC, (4) PAC (5) Lin (6) Will (7) U of P (8) OCE
2:00	4 x 800	(3) U of P (4) PAC (5) LC (6) OCE (7) Lin
2:00	Discus	U of P, LC, OCE, Will, <u>GF</u>
2:20	4 x 200	(2) OCE (3) BTC (4) U of P (5) GF (6) LC (7) Lin (8) Will

2:30	5000	ROW 1: (1) Gillman-LC (8) Brown-U of P
Dist Med		(2) Otto-GF (9) Boncite-u of P
Frisk	51.3	(3) Wells-PAC (10) Palogun-U of P
V.W.	1:49.6 / 2:52.4 = 58.3 / 2:01.1	(4) London-W (11) Rinkle-U of P
Pearson	63.0 64.4 61.0 = 3:08.4	(5) Sullivan-OCE (12) Malinski-U of P
0+10	3:55.4 / 5:00.8 / 6:01.8	(6) Holmes-U of P (13) Strange-U of P
		(7) Giovenetti-Lin (14) Granhorn-U of P
		(15) Mikenney-U of P

7:04.6 / 8:08.3 / 9:13.6 / 10:17.5	ROW 2	(1) Hart-LC
62.8 63.7 65.3 63.9		(2) Pearson-GF
2:06.5 - 2:09.2		(3) Holcom-GF →
4:15.7		(4) Williams-W
		(5) Blaufus-OCE

:50	<u>4 x 400</u>	(2) LC (3) <u>GF</u> (4) OCE (5) Will (6) Lin (7) U of P (8) PAC
-----	----------------	---

1 x 400		1) 75.2 10) 14:12.0
STRO	50.8	2) 2:34.2 11) 15:43.8
earson	1:43.8 53.0	3) 3:57.7 12) 17:11.7
V.W.	2:34.0 50.2	Finish: 17:50.4
risk	3:25.0 51.0	
	3:25.2	

Dear Coach:

The 1980 Oregon Small College Relays Meet will be held at Lewis & Clark College on March 7, 1981 and 1:00 p.m. You may enter one team in each of the track events, one to three men in each of the field events, and any number in the 5000. Please mail you entries to me by March 2nd (sooner if possible). You may change entries anywhere at meet time. It just helps with the planning to know how many men will be in each field event.

Teams may dress at home or dress and shower at Pamplin Sports Center. Valuables should be checked in the equipment room or retained by the team manager. Please bring your own towels.

It has been agreed that competing schools would provide officials. Your school has been asked to supply the officials to run the HAMMER. We plan on completing the meet in two hours. We hope you will join us in this good early season competition.

Eldon Fix, Track Coach

RECORDS:

Four Mile relay	17:25.8	U of P (Buckner, Strange, Stepan, Holmes)	1980
Shotput Relay	145-11	OCE (Kenady, Paul, Lahley)	1972
Javelin Relay	578-1	L & C (Westcott, Reed, Knez)	1976
Hammer Relay	408-9	OCE (Schukart, Eikanis, Nix)	1974
Long Jump Relay	63-9	WU (Hansen, Davenport, Brown)	1980
High Jump Relay	18-9	Pacific (Gordon, Casper, Burt)	1976
Pole Vault Relay	38-0	L & C (Grant, Nichenke, Stovall)	1975
440 Relay	42.5	Portland (Namba, Huppert, Everson, Bradley)	1978
Distance Medley	10:15.0	MNC (Fox, Pederson, Titterington, Hills)	1976
Sprint Medley	1:31.6	Linfield (Lazelle, King, Bradwell, Shaw)	1974
Two Mile Relay	7:54.4	Linfield (Bond, Frisk, Nickelson, Williams) U of P (Larson, Buckner, Holmes Stepan)	1976 1980
Discus Relay	434-8	OCE (Schukart, Bates, Lahley)	1972
880 Relay	1:29.4	Portland (Namba, Pruitt, Everson, Bradley) George Fox (Swafford, Reynolds, Seibert, Griffin)	1978 1979
Mile Relay	3:21.7	Linfield (Mundo, Minors, Shaw, Lazelle)	1974

3000 m Steeplechase Men

Chris Lattig	9:12.03
Rich Recken	9:21.36
Brock Roberts	9:41.72
Mark Holmlund	9:51.67
Jay Marugg	9:53.27
Sam Shick	9:56.17
Joel Bake	10:11.39
Charlie Hart	10:36.41
Dan Blaufus	10:50.44

440 yd Relay (Men)

Linfield	43:53
Clackamas	43:59
LC	44:45
Pacific	44:89
Lane	45:05
Willamette	45:47
Mt Hood	45:48

1500 m (men) Heat 1

Rick Hunz	3:50.50
Chris Hamilton	3:50.62
Jeff Buckner	3:50.70
Jim Preisig	3:57.58
John Kraus	3:57.64
Rick Groenerdaal	3:58.56
Marty Hemsley	3:58.58
Mike Booten	3:59.01
	3:59.10
Heat	3:59.29
	3:59.36
	3:59.82
	3:59.86
	3:59.93
	4:00.13
	4:01.97
	4:02.59
	4:03.36
	4:04.33
	4:06.32
	4:06.91
	4:09.64
	4:20.01

110 m Hurdles Heat 1

Mark White	15:13
Sterling Shaw	15:60
Mark Gianneschi	15:78
Kip Johnson	15:81
Rick Frisk	16:37
Mark Kelly	16:84
Tony Rhodes	

Lynn Reed	16:50
John Davenport	16:64
Terry Orcutt	16:96

Men's Hammer

Art Klosterman	168'8"
Steve Curtis	159'0"
Pat Healy	157'2"
Steve Hayes	150'0"
Martin Jaqua	144'5"
Phil Killinger	142'2"
Nolan Smith	
Steve Hussenga	

LINFIELD COLLEGE ICEBREAKER 3-14-81

1500 m (men) Heat 2

Keith Kilgore	4:03.77
John Sherry	:05.01
Paul Peloquin	:05.30
Ty Strange	:05.70
Steve Saucedo	:05.70
Gene Warner	:06.50
Kevin Brophy	:08.21
Rick Kunkle	:08.95
Ted Miller	:09.02
Kevin Morris	:10.65
Chris Wood	:11.47
Dan Malone	:11.85
Steve Lang	:13.60
Mark Prestley	:15.78
Russ Smith	:20.09
Phil McKinney	:23.42
Brian Manion	:27.93
Bob Barker	

110 m Hurdles Heat 2

Tony Lemerande	15:66
Mike Schnackenerg	16:20
Jason Carvalho	16:23
Tom Beehler	16:74
Grant Herring	16:85

110 m Hurdles Heat 3

Jim Holmes	17:14
Matt Stiers	17:26
Don Pedersen	17:37
Greg Willey	

400-m (Men) Heat 1

Jeff Beauchamp	48:69
Brad Coleman	49:25
Ken Scott	49:83
Clark Edwards	49:86
Dan Grubb	49:88
Tom VanWinkle	50:31
Tom Walmsley	50:78
Todd Esselstyn	51:49

Heat 2

Richard Sears	52:01
Mark Driesner	52:05
Andre Hajnol	52:67
Victor Sears	53:27
Joe Beehler	53:76
Rod Halsey	54:11
Steve Tillery	54:95

Heat 3

Tom Richardson	52:78
James Vaughn	54:51
Tom Grenier	54:84
Jeff Rhinevault	55:03
Dave Driesner	55:28
Jim Dutoit	56:10
Steve Hawking	57:99

800m (Men) Heat 1

Byron McClure	1:52.31
Wendell Otto	1:53.49
Mike Stepan	1:56.73
Fred Sproul	1:58.61
John Kruase	1:59.05
Jeff Gunn	1:59.44
John McCallum	2:02.65

Heat 2

Monte Campbell	1:56.91
John Gibbs	1:57.01
Mark Brown	1:57.52
Mike Booton	1:57.68
Bob Boyd	1:58.47
Carl Garner	1:59.45
Larry Schaffer	1:59.83
Tom Williams	2:00.72

Heat 3

Bill Peacock	2:01.48
Tim O'Malley	2:01.53
Scott Marriott	2:03.49
Brock Arstill	2:03.82
Eric Blasen	2:03.87
Grant Hamilton	2:04.65
Mark Gianneschi	2:04.68
Mark Taum	2:04.69

SHOT PUT (MEM)

Chris Waltman	52'3-3/4"
Brian Bean	50'3/4"
Art Klosierman	49'11-3/4"
Don Backman	48'10"
Todd Geogan	47'1"
Kerry Fagerberg	46'9 1/4"

100 m (MEN) Heat 1

Erik Krauss	11.00
Bret Bourse	11.16
Dave Freundskehuh	11.26
Mike Hughes	11.48
Brent Casbagal	11.52
Mark Reynolds	11.54
John Goodman	11.62
Jim Brett	11.89

Heat 2

John Martin	11.32
Larry Psick	11.34
Nato Moreland	11.49
Kip Johnshn	11.55
Rick Frisk	11.64
Casey Masnier	11.84
John Hoppe	11.87
Bruce Read	12.13

Heat 3

Dan Martin	11.26
Daniel West	11.63
Jim Lloyd	11.68
Ofori-Ansah	12.02
Curt Geedsch	12.30
Richard Beanes	12.43

Heat 4

Tim Nolan	11.48
Manual West	11.81
Walter Terry	11.94
Mike Evergin	12.02
Tim Smith	12.09
Bob Richardson	12.39

Javelin (Men)

Todd Lovell	222'3 1/2"
Lee Webb	203'8"
Nate Oliverson	201'4 1/2"
Larry Holbrook	199'6"
Damon Struble	199'3"
John Roberts	195'3"

400m I. H. MenHeat 1

Mark White	53.64	Mark Barlow	57.86
Eric Brown	53.98	Tom McKinlay	58.54
Tom Beehler	56.17		
Sterling Shaw	56.74		
Tommy Thompson	57.44		

400 m Hurdles Men Heat 2

Andrew Fields	54:51
Mark Kelly	57:39
Jim Holmes	58:10
Brian Harden	58:78
Don Pedersen	58:93
Richard Dowless	1:00.04
Rex Thomas	1:00.27
John Elder	1:00.37

Long Jump Men

Breg Hansen	21'10"
John Shaw	21'7"
Jerry Borbisan	21'6½"
Bob Quiring	20'10½"
Mike Yeoman	20'7½"
Kent Toomb	20'5"
Joe Ellings	20'5"

Discus (Men)

Chris Waltman	164'2"
Martin Jaqua	156'8"
Kerry Kopperman	147'5"
Guy Strot	145'5"
Karl Benz	142'11"
Terry Outcalt	142'7"

Pole Vault Men

Dennis Hackney	15'6"
Kory Tarpenning	15'
Kevin Leader	14'6"
Jon Gabriel	13'
Kirk Sherbern	13'
Bob Hopkins	12'6"
Steve Hopkins	12'6"
Brent Heydel	12'6"
Grant Herring	12'
Ben Bright	12'
Bill Kippolito	11'6"
Ted Sherman	11'

High Jump Men

Jason Carvalho	6'8"
Rob Quiring	6'6"
Kevin Newton	6'6"
Rob Kelly	6'6"
Jim Livermore	6'4"
Jon Gabriel	6'4"
Jeff Goyins	6'4"

Triple Jump Men

John Shaw	47'3"
Mike Yeoman	47'½"
Walt Terry	42'9"
Mike Hughes	45'8"
Eric Brown	45'8"
Dave Pullin	45'6"

200 M Men Heat 1

Erik Krauss	22.62
Daniel Martin	22.78
Andrew Kirkland	22.89
Larry Psick	22.93
Dave Freundschuck	23.00
Brad Coleman	23.05
Brent Carbajal	23.07

Heat 2

Jeff Beauchamp	22.56
Tim Nolan	
Mark Reynolds	23.32
Rick Frisk	23.38
Brett Timm	23.93
Victor Sears	24.41

Heat 3

Dan Grubb	22.66
Dan West	23.37
Kevin Jungling	23.45
Manuel West	23.61
Richard Sears	
Bob Richardson	24.43
John Hoppe	24.50

Heat 4

Casey Menier	24.14
Richard Beanes	24.31
Mark Lipke	24.59
Jeff Rhinevault	24.60
Tony Rhodes	24.64
Jim Dutoit	25.25

Masters

Burt Burnham	25.11
Don Martin	25.56
Art Afremow	27.34

5000 m Men

D. Holmes	14:30.69	R. Smith	15:32.46
David Castle	:33.58	L. Purdue	:33.01
J. Colgan	:38.20	M. Chambers	:34.47
Mark Bowman	:38.62	T. Engel	:46.14
R. Recker	:39.07	K. Kilgore	:49.17
Mike McCaa	:49.75	W. Otto	:51.51
Tom Nist	:52.95	B. Jones	:52.03
K. Bonney	:59.46	P. Williams	:57.44
K. O'Connor	:01.15	J. Slotenburg	16:21.13
V. Elow	15:06.02	S. Burch	:21.14
T. Howlan	:07.23	D. Boone	:33.12
T. Malinski	:08.54	J. Sherry	:50.13
K. Urban	:21.86	K. Brophy	17:10.24
G. Giovannetti	:26.89	T. Sullivan	:44.73
G. Warner	:30.89	T. Miller	:45.21
G. Sherrell	:31.41		

*we had
22.9
23.1*

WHITMAN INVITATIONAL INTERCOLLEGIATE TRACK AND FIELD March 27, 1988

Martin Field Temp 55 degrees Wind 10-15 mph

SHOT PUT WOMEN'S ---- Lisa Hoffman, SCC, 38'8"; Jill Palomela, CC, 38'6"; Brenda Mills, SCC, 35'10"; Ladonna Jarrett, SCC, 35'00"; Linda Farnsworth, YVC, 34'8"; Barb Wilkinson, YVC, 32'5"

HIGH JUMP WOMEN'S ---- Julie Fitzgerald, EOSC, 5'6"; Lori Shagins, SCC, 5'2"; Tally McLain, EOSC, 4'10"; Eileen Mosby, EOSC, 4'8"; Randy Hall, EOSC, 4'8"

10,000 METER RUN --- Ernie Odell, SCC, 33:21.7; Ted Farcum, SCC, 33:50.1; Glenn Shorten, EWU, 34:49.5; Tim Campbell, EWU, 35:00.8; Robert Riggert, ENU, 35:03.2; Brian Scott, NIC, 35:35.9 *Duane Smiley 37:30.5*

10,000 METER RUN --- Molly Hagen, EWU, 50:30.4

400 METER RELAY WOMEN ---- EWU, (Lori Brock, Chris Grant, See Goldie Cathy Davis), 49.7; ~~XXXXXX~~ EOSC, 50.4; EWU 52, 51.9; NIC, 57.8

400 METER RELAY MEN ---- SCC, Roy Givens, Willie Stewart, Vance Brown, Vic Wallace, 42.8; EWU, 43.3; GFC, 43.3; EWU 43, 47.3

HAMMER --- David Hartsfield, Unatt, 140'0"; Ray Hinks, Unatt, 130'4"; Stan Stuckey, EWU, 130'9"; Kelvin Smith, GFC, 130'3"; Jeff Harkin Simon, EOSC, 120'8"; Bob Plyley, NIC, 120'1"

1500 METER MEN ---- Doug Achziger, EWU, 4:00.0, Council G. O., GFC, 4:01.8; Don Stearns, EOSC, 4:02.5; Greg Rahn, Unatt, 4:03.7; Wayne Grosse, SCC, 4:05.9; Tom Baumgartner, EOSC, 4:22.5

LONG JUMP men --- Dennis Sullivan, EWU, 22'10"; Roy Givens, SCC, 22'7"; Mike Kinney, SCC, 22'1"; Mark Reynolds, GFC, 21'5 1/2"; Paul Joe, EWU, 21'2 1/2"; Tom Snook, EOSC, 20'11 1/2"

STEEPLECHASE --- Robin Wood, EWU, 9:59.8; Craig Drees, VW, 10:24.3; Marty Ross, NIC, 11:07.5

1500 METER WOMEN ---- Ronda Burnett, EOSC 4:48.0; Laura Myers, CWU, 4:50.5; Michelle Ballentine, SCC, 4:54.2; Kathy Frederick, SCC, 5:04.1; Denise Farnham, EWU, 5:06.0; Sue Barnes, EWU, 5:17.5

POLE VAULT ---- Jon King, Wm, 12'4"; Ted Sherman, GFC, 12'1"; Jack Smith, NIC, 12'0" *Brent Heydel - n.h.*

~~HIGH JUMP --- The top 1st Greg Turbin, ENU, 5'10"; 2nd, 5'10"; 3rd, 5'10"; 4-way Tie for 3rd Dave Hand, YVC, Alex Ploras~~

100 HURDLES WOMEN ---- Kristy Curley, EWU, 15.0; Chris Grant, EWU, 16.3; Brenda Allenbaugh, CWU, 17.1

110 METER HURDLES MEN ---- Roy Givens, SCC, 14.9; Mike Kinney, SCC, 15.2; Rick Frick, GFC, 15.6; Ryan Wardell, EOSC, 15.7; Alex Ploras, NIC, 16.1; Dave Green, YVC, 16.5

SHOT PUT MEN---Steve Mizak, SCC, 50'2"; Jeff Simon, EOSC, 49'5"; Brett Waldron, EWU, 48'6"; Randy Linzey, NIC, 45'9"; Calvin DeHaas, NIC, 42'3"; Jim Parker, ENCC, 40'2" *Steve Gentes 36-1 Roger Miller 35-4*

JAVELIN WOMEN---Linda Kuzmak, YVC, 129'1"; Kim VanDeBrake, EWU, 124'11"; Jeannie McCarthy, EWU, 117'7"; Janice Weiler, SCC, 104'11"; Kathy Peterson, NNC, 92'2"; Sharon Pauch, NIC, 73'10"

JAVELIN MEN---Gerald Lyons, Unatt, 214'3"; John Burcus, SCC, 210'9"; Mark Fanslow, SCC, 202'5"; Scott Kleinschmidt, SCC, 188'0"; Stan Stuckey, EWU, 181'6"; Russ Kenworthy, SCC, 178'4" *Steve Husenga 142-10*

SHOT PUT WOMEN---~~Greg Anderson, SCC, 40'0"; John Jones, SCC, 39'0";~~
~~Greg Anderson, SCC, 40'0"; John Jones, SCC, 39'0";~~
 Brian Barkdull 6-0

LONG JUMP WOMEN---Christy Curley, EWU, 18'2"; Pauline Henry, SCC, 17'10"; Antonnette Blythe, NNC, 17'1 1/4"; Kelley Varney, WM, 17'2"; Brandi Allenbaugh, EWU, 15'5 3/4"

400 METER MEN---Mike Kinney, SCC, 49.4; Dave Davis, SCC, 49.4; Dale Hornung, SCC, 49.6; Vance Robinson, SCC, 49.6; Charlie Humphrey, WM, 49.8; Mike Osborne, EWU, 50.1 *Mark Driesner 52.2 Dave Wilkinson 53.7 Dave Driesner 54.7*

400 METER WOMEN---Denise Clare, SCC, 60.4; Tracy White, NIC, 61.1; Janet Buntin, SCC, 61.2; Dena Sale, EWU, 61.8; Tally McLain, EOSC, 62.4; Susan Greenawald, EOSC, 63.9

100 METER MEN---Vic Wallace, SCC, 11.0; Roy Givens, SCC, 11.1; Tim Logan, EWU, 11.2; Dennis Sullivan, EWU, 11.2; Jeff Hoskinson, NNC, 11.4; Tim Sherman, GFC, 11.4 *Mark Reynolds 11.5 Tom Van Winkle 11.7*

100 METER WOMEN---Cathy Davis, EWU, 12.4; Christie Curley, EWU, 12.7; Pauline Henry, SCC, 12.7; Antonnette Blythe, NNC, 12.7; Lisa Gant, SCC, 13.0; Laurie Brock, EWU, 13.1

800 METER MEN---Wendell Otto, GFC, 1:54.5; Peter Anthony, SCC, 1:55.7; Jesse Gore, NIC, 1:57.4; Thaddeus McCamant, WM, 1:58.1; Shane Miller, NNC, 1:58.3; Darin Goff, EWU, 1:58.8

400 HURDLES WOMEN---Chris Grant, EWU, 69.4; Sheila Hall, EWU, 71.2

400 HURDLES MEN---Gary Little, Unatt, 52.6; Ryan Wardell, EOSC, 53.9; Monty Jones, EWU, 55.2; Willie Stewart, SCC, 55.8; Jim Terry, EOSC, 55.9; Rick Frick, GFC, 56.0

TRIPLE JUMP---Mike Kinney, SCC, 46'0"; Paul Roe, EWU, 45' 3/4"; Ray Wolverton, NNC, 43' 10 1/2"; Nolan Smith, GFC, 43' 3 1/2"; Bob Feasel, EOSC, 36' 11 1/2"

200 METER ME MEN---Vic Wallace, SCC, 22.4; Tim Logan, EWU, 22.8;
 Vance Robinson, SCC, 22.9; Roy Givens, SCC, 23.0; Jeff Hoskisson, NNC, 23.1;
 Rick Vance, EWU, 23.0 *Tim Sherman 23.2 Mark Reynolds 23.2 Tom Van Winkle 23.3*

200 METER WOMEN---Lisa Gant, SCC, 26.5; Pauline Henry, SCC, 26.9; Laura
 Brock, EWU, 27.0; Antonnette Blythe, NNC, 27.3; Tracy White, NIC, 27.5; ~~Tracy~~
 Boland, EWU, 27.6

DISCUS MEN---Cliff Retzer, EWU, 140'9"; Randy Ninzey, NIC, 140'8";
 Brett Waldron, EWU, 138'10"; Steve Huisenya, GFC, 133'8"; Jim Parker, EWU,
 130'0"; Tom Towan, NNC, 127'2" *Steve Carter 128-4 Roger Miller fouled out*

3000 METER WOMEN---Mary Gullickson, SCC, 10:40.0; Carol Christensen,
 CWU, 10:45.6; Kathy Fredericko, SCC, 10:46.3; Kitty Teller, CWU, 10:46.5;
 Lori Selby, SCC, 11:21.0; Sheryl Piper, EWU, 11:31.0

5000 METER RUN . MEN---Don Stearns, EOSC, 15:05.5; Frank Milena, WF,
 15:41.5; Peter Anthony, SCC, 15:46.0; Don Martin, NIC, 15:48.4; Tom Baumgardner,
 EOSC, 16:09.4; Ted Korum, SCC, 16:31.7

1600 RELAY WOMEN---EWU, (Deanna Clemons, Trish Boland, Dana Safe, Kathy
 Davis), 4:07.6; SCC, 4:08.5; EWU #2, 4:17.8; EOSC, 4:34.8

DISCUS WOMEN---Lisa Hoffman, SCC, 140'1"; Brenda Mills, SCC, 123'0";
 Jill Palmquist, CWU, 121'11"; Linda Kuzmak, YVC, 117'5"; LaDonna Jarrett, SCC,
 116'10"; Kathy Petersen, NNC, 96'1"

1600 METER RELAY---SCC #1 (Dave Davis, Dale Hornung, Vance Robinson,
 Vic Wallace) 3:17.0; GFC, 3:23.2; EOSC, 3:24.6; EWU, 3:24.9; SCC #2, 3:25.1;
 WM, 3:29.4 *GFC B 3:34.7*

GEORGE FOX COLLEGE/EOSC/UNIVERSITY OF PORTLAND/NORTHWEST NAZARENE COLLEGE

Newberg, OR
April 4, 1981

EVENT	PLACE	SCHOOL	TIME/DISTANCE	POINTS	GFC	EOSC	UP	UNC
HAMMER	1st Steve Curtis	GFC	154'4"	5	8/8	1/1	2/2	0/0
	2nd Nolan Smith	GFC	135'1"	3				
	3rd Guy Strot	UP	134'10"	2				
	4th Jeff Simon	EOSC	127'8"	1				
	5th Steve Huerfanga	GF	123-11					
400m	1st Edwards, Krauss							
RELAY	Smith, Nolan	UP	42.5	5	3/11	0/1	5/7	2/2
	2nd Sherman, Frisk							
	Reynolds, VanWinkle	GFC	43.1	3				
	3rd Rowan, Parker							
	Hoskisson, Miller	NNC	43.7	2				
LONG	1st Ken Wright	UP	22'0"	5	2/13	0/1	9/16	0/2
JUMP	2nd Walt Terry	UP	21'6"	3				
	3rd Mark Reynolds	GFC	21'2"	2				
	4th Kevin Newton	UP	20'10 3/4"	1				
Van Winkle 19-8 1/2 Barkdull 19-8 1/4								
STEEPLE	1st Dave Holmes*	UP	9:25.6	5	0/13	0/1	1/27	0/2
CHASE	2nd Mark Bowman	UP	9:25.6	3				
	3rd Phil McKinney	UP	10:03.1	2				
	4th Dan Malone	UP	10:03.3	1				
POLE	1st Saranto	NNC	14'	5	5/18	1/2	0/27	5/7
VAULT	2nd Heydel	GFC	12'	3				
	3rd Sherman	GFC	11'	2				
	4th Kerfoot	EOSC	11'	1				
1500	1st Wendell Otto	GFC	3:56.0	5	7/25	0/2	4/31	0/7
	2nd Mike Stepan	UP	3:56.0	3				
	3rd Keith Pearson	GFC	4:05.2	2				
	4th Chris Lattig	UP	4:07.9	1				
1100M	1st Rick Frisk	GFC	15.1	5	0/33	0/2	3/34	0/7
	2nd Mark Reynolds	GFC	15.3	3				
	3rd Larry Rock	UP	15.8	2				
	4th Tom Beehler	UP	16.3	1				
SHOT	1st Jeff Simon	EOSC	52'5 1/2"	5	3/36	5/7	1/35	2/9
	2nd Steve Curtis	GFC	41'7 1/2"	3				
	3rd Louis Payant	NNC	40'4 1/2"	2				
	4th Guy Strot	UP	39'9 1/2"	1				
	5th Roger Muller		38-1 1/2					

* FIELD RECORD

Newberg, OR
April 4, 1981

FIELD RECORD

GEORGE FOI COLLEGE/EOSC/UNIVERSITY OF PORTLAND/NORTHWEST NAZARENE COLLEGE
Newberg, OR
April 4, 1981

EVENT	PLACE	SCHOOL	TIME/DISTANCE	POINTS	GFC	EOSC	UP	NNC
5000	1st Don Stearns	EOSC	14:46.9	5	0/64.5	5/20	6/78	0/2
	2nd Paul Peloguin	UP	15:12.2	3				
	3rd Don Quigley	UP	15:34.4	2				
	4th John Sherry	UP	16:03.2	1				
	Duane Smiley	GC	17:19.1					
1500m RELAY	1st Edwards, Smith							
	Nolan, Stepan *	UP	3:21	5	3/67.5	2/22	5/53	0/2
	2nd Gato, M. Driesner							
	Price, VanWinkle	GFC	3:27.5	3				
	3rd Pierson, Price							
	Wardell, Clayton	EOSC	3:29.2	2				
TRIPLE JUMP	1st Ken Wright	UP	46'10"	5	0/67.5	0/22	8/91	3/20
	2nd Sherman Wafer	NNC	46'6 1/2"	3				
	3rd Walt Terry	UP	46'1 1/4"	2				
	4th Mike Hughes	UP	45'4 1/2"	1				
* FIELD RECORD	Nolan Smith	GC	42-0					
	Dave Welch	GC	39-5					

2nd team 3129.6
Smith D Driesner Wilkinson Otto
52.8 52.0 54.4 50.4


BRUIN TRACK

RUNNING EVENT 1600m Relay

DATE April 4, 1981

[illegible]

WINNERS	SCHOOL	TIME
1st <u>UP</u>	<u>UP</u>	<u>3:21</u>
2nd <u>GFC</u>	<u>GFC</u>	<u>3:27.5</u>
3rd <u>EOSC - 1</u>	<u>EOSC - 2</u>	<u>3:29.2</u> Head Timer
4th <u>GFC - 2</u>	<u>GFC - 2</u>	<u>3:29.6</u>
5th <u>NWC</u>	<u>NWC</u>	<u>3:29.6</u>
6th		


 Official Scorer

GEORGIA INST COLLEGE/WOSC/UNIVERSITY OF PORTLAND/NORTHWEST NAZARENE COLLEGE
Memphis, OR
April 4, 1981

EVENT	PLACE	SCHOOL	TIME/DISTANCE	POINTS	GFC	WOSC	UP	NWC
HAIRED	1st Steve Curtis	GFC	154'4"	5	0/8	1/1	2/2	0/0
	2nd Nolan Smith	GFC	138'1"	3				
	3rd Guy Suter	UP	134'10"	2				
	4th Jeff Simon	WOSC	127'6"	1				
400m RELAY	1st Edwards, Frazer							
	Smith, Nolan	UP	42.5	5	4/13	0/1	5/7	2/2
	2nd Shesman, Erik							
	Reynolds, Mark	GFC	43.1	3				
	3rd Bonar, Parker							
	Hoskinson, Haller	NWC	43.7	2				
LONG JUMP	1st Tom Wright	UP	22'0"	5	2/13	0/1	8/16	0/2
	2nd Mike Terry	UP	21'6"	3				
	3rd Mark Reynolds	GFC	21'2"	2				
	4th Kevin Newton	UP	20'10 3/4"	1				
STEENLE CHASE	1st Dave Holms	UP	9:25.6	5	0/13	0/1	11/27	0/2
	2nd Mark Bowman	UP	9:25.2	3				
	3rd Paul McKinney	UP	10:03.1	2				
	4th Dan Malone	UP	10:03.3	1				
POLE VAULT	1st Sarawee	NWC	14'	5	3/18	1/2	0/27	5/7
	2nd Ryndal	GFC	12'	3				
	3rd Sherman	GFC	11'	2				
	4th Harfoot	WOSC	11'	1				
1500	1st Wendell Orie	GFC	3:56.0	5	7/25	0/2	4/31	0/7
	2nd Mike Stepan	UP	3:56.0	3				
	3rd Keith Pearson	GFC	4:05.2	2				
	4th Chris Lattig	UP	4:07.9	1				
1100m	1st Ross Irish	GFC	15.1	5	8/33	0/2	3/34	0/7
	2nd Mark Reynolds	GFC	15.3	3				
	3rd Larry Hook	UP	15.8	2				
	4th Tom Dehler	UP	16.3	1				
SHOT	1st Jeff Simon	WOSC	32'5 1/2"	5	3/36	5/7	1/31	2/9
	2nd Steve Curtis	GFC	41'7 1/2"	3				
	3rd Louis Kayano	NWC	40'4 1/2"	2				
	4th Guy Suter	UP	39'9 1/2"	1				

* FIELD RECORD

GEORGE FOX COLLEGE/EOSC/UNIVERSITY OF PORTLAND/NORTHWEST NAZARENE COLLEGE
Newberg, OR
April 4, 1981

VENT	PLACE	SCHOOL	TIME/DISTANCE	POINTS	GPU	EOSC	UP	NMC
AVELIN	1st Vince Ortega	UP	200'	3	3/39	0/7	3/40	3/12
	2nd Dave Saranto	NMC	167'10"	3				
	3rd Owen James	GFC	152'4"	2				
	4th Steve Hulsenga	GFC	144'	1				
JO	1st Mike Smith *	UP	48.8	5	3/42	0/7	3/48	0/12
	2nd Tim Nolan	UP	49.9	3				
	3rd Tom VanWinkle	GFC	50.6	2				
	4th Mark Driesner	GFC	52.3	1				
JO	1st Erik Krauss	UP	11.0	5	2.3/	0/7	6/54	2.5/14.5
	2nd Jeff Hostensen	NMC	11.2	2.5	64.5			
	2nd Mark Reynolds	GFC	11.2	2.5				
	4th Mike Hughes	UP	11.3	1				
JO	1st Jeff Buckner	UP	1:54.8	5	3/47.5	0/7	3/59	3/17.5
	2nd Wendell Otto	GFC	1:55.1	3				
	3rd Shane Miller	NMC	1:55.4	2				
	4th Roger Houser	NMC	2:00.3	1				
	1st Owen James *	GFC	6'8"	5	5/32.5	0/7	2/61	4/21.5
	2nd Sherman Wafer	NMC	6'8"	3				
	3rd Kevin Newton	UP	6'8"	2				
	4th Darryl Weber	NMC	6'6"	1				
OTH	1st Rick Frisk	GFC	54.0	5	3/37.5	4/11	2/63	0/21.5
	2nd Ryan Wardell	EOSC	55.4	3				
	3rd Tom Behler	UP	57.4	2				
	4th Kevin Meladden	EOSC	1:03.0	1				
JO	1st Mark Reynolds	GFC	22.6	5	3/32.5	0/11	4/67	2/23.5
	2nd Erik Krauss	UP	22.7	3				
	3rd Jeff Hostensen	NMC	23.1	2				
	4th Mike Hughes	UP	23.3	1				
EOSC	1st Gay Szot	UP	140'9"	5	2/24.5	4/15	3/72	0/23.5
	2nd Jeff Simon	EOSC	136'9"	3				
	3rd Steve Curtis	GFC	131'0"	2				
	4th Butterfield	EOSC	129'4"	1				

FIELD RECORD

OFFICIAL BOX CHALLENGE LOGS/ UNIVERSITY OF PORTLAND/ PORTLAND STATE COLLEGE
 Harbor, OR
 April 29, 1961

EVENT	PLACED	SCHOOL	TIME/DISTANCE	POINTS	SEC	SEC	UT	NMC
5000	1st Lou Sengler	USBC	14:46.9	5	1/64.5	5/20	5/18	5/21
	2nd Paul Rodriguez	UP	15:12.2	3				
	3rd Lou Sengler	UP	15:58.4	2				
	4th John Sengler	UP	16:08.2	1				
1600m	1st Ricardo, Smith							
800m	1st Lou Sengler	UP	3:12.1	5	5/67.3	5/22	5/13	5/21
	2nd Oscar, McDermott							
	3rd Lou Sengler	USBC	3:17.5	3				
	4th Johnson, Prince							
	5th John Clayton	USBC	3:19.2	2				
1000m	1st Lou Wright	UP	46:10 ¹⁵	5	5/65.5	5/27	5/11	5/20
500m	2nd Thompson, Walter	USBC	46:10 ¹⁵	3				
	3rd Paul Terry	UP	46:14 ⁰⁰	2				
	4th John Sengler	UP	46:18 ⁰⁰	1				

* PENDING



George Fox College/Northwest Nazarene College
University of Portland/Eastern Oregon State College

Newberg, Oregon

April 4, 1981

- 1:00 HAMMER THROW - Field Record: 157-5 Morrow GFC 4-7-79.
GFC - Curtis, Huisenga, Miller, Smith; UP - Strot, Westby, Krichevsky
EOSC - Simon, Butterfield.
- JAVELIN - (following hammer) Field Record: 246-0 Grant OIT 3-24-73.
GFC - James, Huisenga; UP - Ortega.
- 1:15 POLE VAULT - Field Record: 15-6 McDonald GFC 5-1-71.
GFC - Heydel, Sherman NNC - Saranto EOSC - Kerfoot, Snook
- 1:15 LONG JUMP - Field Record: 23-0 3/4 Arthur Linfield 5-1-71.
GFC - Reynolds, VanWinkle, Barkdull; NNC - Wolverton, Ramsey
UP - Terry, Newton; EOSC - Snook, Feasel, Clayton.
- TRIPLE JUMP - (following LJ) - Field Record 47-9½ Halland, GFC 4-7-73.
GFC - Smith, Wilkinson; NNC - Ramsey, Wafer, Wolverton
UP - Hughes, Terry, Wright EOSC - Feasel, Ward.
- 1:30 SHOTPUT - Field Record: 53-4 Hadlock GFC 5-3-69.
GFC - Curtis, Miller NNC - Fayant
UP - Strot EOSC - Simon, Butterfield.
- DISCUS - (follows shot) - Field Record: 170-5 Bakkensen PTC 4-1-72.
GFC - Curtis, Huisenga, Miller; NNC - Fayant, Rowan;
UP - Strot; EOSC - Butterfield, Simon.
- 1:45 HIGH JUMP - Field Record: 6-6¼ Gordien, Halland PTC 3-30-74.
GFC - Barkdull, James NNC - Wafer, Webster
UP - Newton, Carvalho EOSC - Pierson, Snook, Ward.
- 2:00 400 M RELAY - Field Record: 42.4 GFC 4-28-78.
GFC - Sherman, Frisk, Reynolds, VanWinkle
UP - Edwards, Krauss, Smith, Nolan
EOSC - Clayton, Terry, Wardell, Price
- 2:05 STEEPLECHASE - Field Record: 9:29.5 Roberts, LC, 4-19-80
UP - Bowman, Brown, Holmes, Malone, McKinney
EOSC - Kerfast
- 2:20 1500 M - Field Record: 3:54.1 Blikstad GFC 5-7-77
GFC - Otto, Pearson
UP - Link, Lattig, Kunkle, Buckner, Stepan
EOSC - Schas, Baumgartner, Stearns

$$GF(1)$$

3 6

6.3

50

50

24

2. 6

8.0

8 1

1

6:3

42

8:1

57

↳ R

- 1
- 2
- 3

6	200 METERS ---	1. <u>Mark Reynolds, GF, 23.2.</u>	2. <u>Brent Carbajal, L-C, 23.4.</u>	3. <u>Tom Van Winkle, GF, 23.5.</u>	4. Cas Schrunk, OCE, 23.8.	5. Jon Goodman, OCE, 23.9.	6. <u>Eric Shirley, L-C, 24.1.</u>	8	1
1	TRIPLE JUMP ---	1. <u>Dave Pullin, L-C, 43-2.</u>	2. Mark Walker, OCE, 40-0 $\frac{1}{4}$.	3. <u>Mark Gary, L-C, 39-9$\frac{1}{4}$.</u>	4. <u>Nolan Smith, GF, 39-8$\frac{1}{2}$.</u>	5. <u>Mike Stodd, L-C, 36-6$\frac{1}{2}$.</u>		3	5
3	5,000 METERS ---	1. <u>Steve Taylor, L-C, 15:20.9.</u>	2. <u>Brock Roberts, L-C, 15:46.2.</u>	3. <u>Bob Jones, L-C, 15:46.5.</u>	4. <u>Pete Baughman, L-C, 16:29.0.</u>	5. Dan Blauvus, OCE, 16:42.3.	6. <u>Duane Smiley, GF, n.t.</u>	3	5
8	DISCUS----	1. <u>Joe Uyehara, L-C, 135-1.</u>	2. Yapayocant <u>Terry Outcalt, L-C, 134-10.</u>	3. <u>Steve Curtis, GF, 130-3.</u>	4. <u>Steve Iusisenga, GF, 128-0.</u>	5. John Brock, OCE, 126-8.	6. <u>Chris Friday, L-C, 124-8.</u>	8	1
5	4 x 400 RELAY ---	1. <u>Lewis & Clark (Gianneschi, Pullin, Gary, Carbajal) 3:27.5.</u>	2. <u>George Fox, 3:30.8.</u>	#3. <u>Oregon College, 3:43.6.</u>				5	0

GEORGE FOX-LEWIS & CLARK DUAL RECORDS

~~High Jump --- Bob Quiring, OCE, 6-8 $\frac{1}{2}$ (old mark)~~

Shot Put --- Kerry Fagerberg, L-C, 48-10. (old record 48-1 by Matt Beddoe, L-C, 1979)

Javelin --- Todd Lovell, L-C, 218-0. (old record 209-3 by Kelly Reed, L-C, 1979)

GEORGE FOX COLLEGE/Linfield/Pacific/Pacific Lutheran
Oregon College of Education/George Fox Alumni
Newberg, OR
April 18, 1981

6-4-3-2-1

EVENT	PLACE	SCHOOL	TIME/DIS	PTS	GFC	LIN	PAC	PLU	OCE	GFC
HAMMER	1st Steve Curtis	GFC	156'4"	6	6/6	8/8	0/0	0/0	0/0	2/2
	2nd Mike Dotson	Lin	151'2"	4						
	3rd Gray Carter	Lin	142'7"	3						
	4th Allan Morrow	Alum	140'0"	2						
	5th Martin Jaqua	Lin	139'11"	1						
	Nolan Smith		138'2"							
	Steve Wutsenga		129'0"							
LONG JUMP	1st Phil Shae	PLU	22'11 1/2"	6	0/0	5 1/2	0/0	6 1/2	4/4	0/2
	2nd Bob Quiring	OCE	22'9 3/4"	4		13 1/2		6 1/2		
	3rd John Shaw	Lin	22'2 1/2"	3						
	4th Curt Giesch	Lin	21'4"	2						
	5th Joe Wilings	Lin	20'7 3/4"	1						
	5th Paul DeLap	PLU	20'7 3/4"	1						
400 RELAY	1st Reynolds, VanWinkle, Frisk, Smith	GFC	43:9	6	6/12	0/	4/4	0/	2/6	3/5
	2nd Pacific	Pac	44:0	4		13 1/2		6 1/2		
	3rd GFC Alumni	Alum	44:1	3						
	4th Oregon College	OCE	44:5	2						
* STEEPLE	1st Steve Bickstad	Alum	9:16.4	6	0/12	0/	0/0	6/	3/9	6/1
	2nd Zane Prewitt	PLU	10:12.5	4		13 1/2		12 1/2		
	3rd Kevin Brophy	OCE	10:18.0	3						
	4th Steve Dahlberg	PLU	11:52.9	2						
1500	1st Wendell Otto	GFC	3:58.9	6	6/18	6/	1/5	3/	0/9	0/1
	2nd John Kraus	Lin	3:59.4	4		19 1/2		15 1/2		
	3rd Bob Sargent	PLU	4:05.4	3						
	4th Mark Brown	Lin	4:11.0	2						
	5th Matt Wells	Pac	4:11.1	1						
SHOT	1st Mike Dotson	Lin	47'7 1/2"	6	1/19	9/	0/5	0/15 1/2	0/9	6/1
	2nd Charlie Keenan	Alum	43'10 1/2"	4		28 1/2				
	3rd Martin Jaqua	Lin	43'6"	3						
	4th Allan Morrow	Alum	40'10 1/2"	2						
	5th Steve Curtis	GFC	40'2 1/2"	1						
	Roger Miller		38'4 1/2"							

* Field Record

GEORGE FOX COLLEGE/Winfield Pacific/Pacific Lutheran
Oregon College of Education/George Fox Alumni
Newberg, OR
April 18, 1981

EVENT	PLACE	SCHOOL	TIME/DIS	PTS	GFC	LIN	PAC	PLU	OCE	GFCO
HIGH JUMP	1st Owen Jones	GFC	6'8"	6	6/23	3/	2/7	1/	4/13	0/17
	2nd Bob Quiring	OCE	6'8"	4		31½		16½		
	3rd Jim Livermore	LIn	6'4"	3						
	4th John Smit	Pac	6'4"	2						
	5th Phil Shot	PLU	6'2"	1						
	Brian Barkdull		6-0							
50M	1st Mark Reynolds	GFC	14:9	6	10/	1/	0/7	2/	3/10	0/17
	2nd Rick Frisk	GFC	15:1	4	35	32½		19½		
	3rd Rip Johnson	OCE	15:3	3						
	4th Paul Menter	PLU	16:0	2						
	5th Lynn Reed	LIn	16:6	1						
POLE VAPT	1st Kevin Leader	OCE	15'0"	6	1/30	4/	0/7	2/	9/25	0/17
	2nd Kyle Tarpennius	LIn	14'0"	4		36½		20½		
	3rd Len Branson	OCE	13'6"	3						
	4th Dave Johnson	PLU	13'6"	2						
	5th Brent Haydel	GFC	13'0"	1						
	Ted Sherman		11'6"							
JAVELIN	1st Eb Buck	Alum	208'8"	6	1/37	0/	0/7	0/20½	3/28	12/2
	2nd Lon Austin	Alum	187'11"	4		36½				
	3rd Jon Elder	OCE	179'3"	3						
	4th Dell Dittus	Alum	175'6"	2						
	5th Steve Hulseaga	GFC	154'10"	1						
TRIPLE JUMP	1st John Shaw	LIn	48'2½"	6	6/41	9/	0/7	0/20½	0/28	0/29
	2nd Nolan Smith	GFC	44'½"	4		45½				
	3rd Kent Sostick	LIn	42'2½"	3						
100	1st Dave Freundschuh	LIn	10.8	6	0/41	6/	0/7	2/22½	4/32	4/33
	2nd Gregg Griffin	Alum	10.9	4		51½				
	3rd Cas Schunk	OCE	11.0	2						
	3rd Phil Shot	PLU	11.0	2						
	4th Jon Goodman	OCE	11.0	2						
	Chris Neely Alum		11-1							
	Matt Wentz Alum		11-5							
400	1st Tom VanWinkle	GFC	50.9	6	11/	0/	4/11	0/	1/33	0/33
	2nd V. Brown	Pac	53.6	4	52	51½		22½		
	3rd Mark Driesner	GFC	54.4	2.5						
	3rd Dave Driesner	GFC	54.4	2.5						
	5th Jim Watcott	OCE	55.0	1						

GEORGE FOX COLLEGE/Linfield/Pacific/Pacific Lutheran
Oregon College of Education/George Fox Alumni
Newberg, OR
April 18, 1981

EVENT	PLACE	SCHOOL	TIME/DIS	PTS	GFC	LIN	PAC	PLU	OCE	GPCA
800	1st	Keith Pearson	GFC	1:58.9	6	6/	3/	1/12	6/	0/33 0/33
	2nd	Bob Sargent	PLU	1:59.0	4	53	54½	28½		
	3rd	Mark Brown	LIN	1:59.8	3					
	4th	Paul Doug	PLU	2:00.0	2					
	5th	Tom Williams	Pac	2:00.3	1					
		Duane Simley	GFC	2:07.6						
1600	1st	Paul Benson	PLU	36.8	6	0/	0/	0/12	9/	6/39 0/33
	2nd	Mark Kelley	OCE	38.4	4	58	54½	37½		
	3rd	Joel Ogard	PLU	38.8	3					
	4th	John Elder	OCE	61.7	2					
		Rick Frislu	GFC	58.4 DQ						
200 *	1st	Dave Freundschoh	LIN	21.8	5	3/	6/	4/16	1½/	1½/ 0/33
	2nd	Len Grubb	Pac	22.3	4	61	60½	39	40½	
	3rd	Mark Reynolds	GFC	22.5	3					
	4th	Greg Schrumk	OCE	22.7	1.5					
	5th	Phil Shot	PLU	22.7	1.5					
		Matt Heathw	Alum	24.2						
DISCUS	1st	Martin Jaqua	LIN	130-8	5	0/	9/	0/16	3/	1/ 6/39
	2nd	Charlie Keeran	Alum	146-2	4	61	69½	39	41½	
	3rd	Mike Dornon	LIN	139-9	3					
	4th	Deil Dittus	Alum	139-5	2					
	5th	John Brock	OCE	132-2	1					
		Steve Hulsenga		124-0						
		Steve Curtis		123-6						
		Roger Miller		122-10						
3000	1st	Lyndal Smith	Alum	15:24.4	6	0/	0/	0/16	0/	3/ 13/
	2nd	Steve Stuart	Alum	15:28.3	4	61	69½	39	46½	52
	3rd	Dave Hamilton	Alum	16:14.5	3					
	4th	Dan Blaufus	OCE	17:04.9	2					
	5th	Frank Knight	OCE	17:25.8	1					
		Otto - Pearson								
1600 RELAY	1st	Frislu - Van Winkle	GFC	3:23.4	6	6/	0/	0/	0/	4/ 3/55
	2nd		OCE	3:32.7	4	67	69½	16	39	48½
	3rd		Alum	3:33.2	3					

2nd team 3:32

22 1981 N.A.I.A. DISTRICT 2 DECATHLON CHAMPIONSHIP --- APRIL 20-21, 1981 --- GRISWOLD STADIUM, LEWIS & CLARK COLLEGE

		100 Meters	Long Jump	Shot Put	High Jump	400 Meters	110 Hurdles	Discus	Pole Vault	Javelin	1500 Meters	Final Score	
6	Sam Benson S.O.S.C.	t/d m p	11.4 710	18-6½ 5.65 526	32-9¾ 10.00 460	5-5 1.65 540	53.0 679	17.8 597	109-10 33.48 551	13-5¾ 4.11 835	145-3 44.28 554	4:23.6 634	6,086
5	John Davenport Willamette	t/d m p	11.5 687	20-10 6.35 682	38-11¾ 11.88 591	6-2 1.88 751	53.0 679	16.4 712	103-9 31.62 510	9-5½ 2.88 492	176-5 53.80 683	4:53.9 442	6,229
2	Greg Hansen Willamette	t/d m p	11.1 780	21-8½ 6.61 738	33-1½ 10.09 467	5-9½ 1.76 643	49.4 833	16.8 676	104-7 31.88 516	14-0½ 4.27 876	157-9 48.11 607	4:42.3 511	6,647
3	Ken Johnson O.C.E.	t/d m p	11.0 804	20-0½ 6.10 626	43-1½ 13.14 674	5-11½ 1.81 689	51.2 753	15.2 827	119-3 36.36 612	9-11½ 3.03 537	145-9 44.48 556	4:44.1 518	6,596
9	Doug McClure S.O.S.C.	t/d m p	11.6 665	20-3½ 6.18 644	38-0½ 11.59 572	5-5 1.65 540	54.8 610	17.6 613	111-0 33.84 559	10-5½ 3.19 584	134-7 41.02 506	5:13.9 336	5,629
1	David Pullin Lewis & Clark	t/d m p	11.3 733	21-1½ 6.44 701	35-4¾ 10.79 517	6-6¾ 1.99 849	50.4 788	15.6 787	95-3 29.04 452	12-5¾ 3.80 754	175-8 53.56 680	4:27.6 606	6,867
7	Scott Riggs S.O.S.C.	t/d m p	11.5 687	20-8¾ 6.32 675	28-10½ 8.80 370	6-2 1.88 751	53.2 671	16.0 748	71-1 21.68 269	11-0 3.35 630	135-2 41.20 509	4:54.3 440	5,750
4	David Saranto N.N.C.	t/d m p	11.5 687	19-4¾ 5.91 584	38-2½ 11.64 575	5-11½ 1.81 689	55.8 573	17.3 637	131-8 40.14 688	13-0 3.96 796	170-8 52.04 660	5:00.0 408	6,297
8	Tom Snook E.O.S.C.	t/d m p	11.9 601	18-6 5.64 523	31-8½ 9.66 435	6-2 1.88 751	53.6 655	16.1 739	98-5 30.00 474	10-5½ 3.19 584	120-5 36.70 440	4:55.1 435	5,637

t/d - time, distance in feet m - distance in meters p - points

BRUCE TRACK

1981

1. Colley, Scott
2. Curtis, Steve
3. Driesner, David
4. Driesner, Mark
5. Frisk, Rick
6. Heydel, Brent
7. Holcombe, Skip
8. Huisenga, Steve
9. James, Owen
10. Miller, Roger
11. Otto, Wendell
12. Paugstad, Tom
13. Pearson, Keith
14. Renfer, Leonard
15. Reynolds, Mark
16. Sherman, Ted
17. Sherman, Tim
18. Smith, Nolan
19. VanWinkle, Tom
20. Wilkinson, Dave
21. Winter, Jack

	1	2	3
GF	11	7	6 $\frac{1}{2}$
WU	8	10	9 $\frac{1}{2}$

GEORGE FOX COLLEGE/ WILLAMETTE UNIVERSITY

Warburg, Oregon

April 24, 1981

EVENT	PLACE	SCHOOL	TIME/DIS	POINTS	SPC	WU
HAMMER	1st Steve Curtis	WU	156'8"	5	9/9	0/0
	2nd Nolan Smith	WU	131'5 $\frac{1}{2}$ "	3		
	3rd Steve Huisenga	GFC	115'8"	1		
400m RELAY	1st Reynolds, VanWinkle Frisk, Smith	GFC	4:4	5	3/14	0/0
	2nd Brown, Pedersen					
	Hansen, Davenport	WU	4:15	0		
LONG JUMP	1st Greg Hansen	WU	22'11 3/4"	5	1/15	8/8
	2nd Thomas Ofori-Ansah	WU	22'3"	3		
	3rd Mark Reynolds	GFC	22'4"	1		
	Brian Barkdull	GFC	21'1 3/4"			
STEEPLE CHASE	1st Duane Smiley	GFC	10:31	5	5/20	3/11
	2nd Brock Aratill	WU	10:42.2	3		
1500	1st Wendell Otto	GFC	3:54.5	5	5/25	4/15
	2nd David Fleming	WU	3:55.9	3		
	3rd Rich Groenendaal	WU	3:55.9	1		
SHOT	1st Don Backman	WU	50'5"	5	0/25	9/24
	2nd Brian Bean	WU	50'4"	3		
	3rd Todd Goergen	WU	47'3/4"	1		
	Steve Curtis	GFC	39' 1/2"			
	Roger Miller	GFC	37'5 1/2"			
110m HH	1st Rich Frisk	GFC	14:8	5	8/33	1/25
	2nd Mark Reynolds	GFC	14:9	3		
	3rd Kassebaum	WU	15:5	1		
400	1st Tom VanWinkle	GFC	51.2	5	6/19	3/28
	2nd Andre Hajnal	WU	52.5	3		
	3rd Dave Driesner	GFC	53.8	1		
JAVELIN	1st Matt Overholt	WU	179'3"	5	1/40	8/36
	2nd John Davenport	WU	157'8"	3		
	3rd Owen James	GFC	160'7"	1		
	Steve Huisenga		142-10			

GEORGE FOX COLLEGE/WILLAMETTE UNIVERSITY

Newberg, Oregon

April 24, 1981

EVENT	PLACE	SCHOOL	TIME/DIS	POINTS	GFC	WU	
POLE VAULT	1st	Greg Hansen	WU	13'6"	5	3/43	6/42
	2nd	Brent Heydel	GFC	13'	3		
	3rd	Jon Gabriel	WU	13'	1		
		Red Sherman	GFC	12'0			
100	1st	Mark Reynolds	GFC	11:0	5	8/51	1/43
	2nd	Tim Sherman	GFC	11:1	3		
	3rd	Don Pedersen	WU	11:1	1		
800	1st	Wendell Otto	GFC	1:54.2	5	8/59	1/44
	2nd	Keith Pearson	GFC	1:55.3	3		
	3rd	David Johnson	WU	1:56.3	1		
HIGH JUMP	1st	Owen James	GFC	6'8"	5	5 1/2/64 1/2	3 1/2/67 1/2
	2nd	Jon Gabriel	WU	6'6"	3		
	3rd	Brian Barkdull	GFC	6'2"	1		
	3rd	Mike Kuehner	WU	6'2"	1		
TRIPLE JUMP	1st	Eric Brown	WU	46'6 3/4"	5	0/64 1/2	9/56 1/2
	2nd	Thomas Ofori-Ansah	WU	43'4 1/2"	3		
	3rd	Mark Lipke	WU	42'7"	1		
		Nolan Smith	GFC	42'3 1/4"			
400m IH	1st	Rick Frisk	GFC	53:0	5	5/69 1/2	4/60 1/2
	2nd	Eric Brown	WU	53:2	3		
	3rd	Don Ricks	WU	56:4	1		
200	1st	Mark Reynolds	GFC	22.2	5	8/77 1/2	1/61 1/2
	2nd	Tim Sherman	GFC	22.9	3		
	3rd	Mark Bernedde	WU	23.0	1		
DISCUS	1st	Don Backman	WU	147'	5	4/81 1/2	5/66 1/2
	2nd	Roger Miller	GFC	131'4"	3		
	3rd	Steve Curtis	GFC	130'1"	1		
		Steve Huesanga	GFC	127'11 1/2"			

GEORGE FOX COLLEGE/WILLAMETTE UNIVERSITY
Newberg, Oregon
April 24, 1981

EVENT	PLACE	SCHOOL	TIME/DIS	POINTS	GFC	WU
5000	1st Mark Holmlund	WU	15:02.5	5	1/82½	8/74½
	2nd Pat Williams	WU	16:21.7	3		
	3rd Duane Smiley	GFC	16:58	1		
1600 RELAY	1st Pederson, Hajnal, Brown, Hansen	WU	3:21.6	5	0/82½	5/79½
	2nd Otto, Pearson Frisk, VanWinkle	GFC	3:21.9	0		

* Meet Record




GEORGE FOX COLLEGE/WILLAMETTE DUAL MEET
Newberg, Oregon
April 26, 1981

- Steve Curtis GFC 156-8 1981*
✓ 3:00 HAMMER THROW - Meet Record - Leahy, WU ~~154-7~~ 1979
WU - Chris Nichols; GFC - Curtis, Smith, Huisenga
- ✓ 3:00 POLE VAULT - Meet Record - Hansen, WU 13-6 1979 *1981*
WU - Hansen, Gabriel; GFC - Heydel, Sherman
- ✓ 3:00 LONG JUMP - Meet Record - Koroma, GFC 23-0 1978
WU - Hansen, Ofori-Airsah, Lipke; GFC Reynolds
- ✓ 3:00 SHOTPUT - Meet Record - Bean, WU 50-7 1979
WU - Bean, Backman, Goergan; GFC - Curtis, Miller
- Follow Hammer-✓ JAVELIN - Meet Record - Wheeler, WU 207-10 1977
WU - Overholt, Davenport; GFC - Huisenga, James
- Queen James GFC 6-8 1981*
✓ 3:15 HIGH JUMP - Meet Record - Wallace, WU ~~6-6~~ 1979 & 80
WU - Gabriel, Kuehner, Davenport; GFC James, Barkdull
- Follow LJ *Eric Brown WU 46-6 3/4 1981*
✓ TRIPLE JUMP - Meet Record - ~~Varnon, GFC 45-3 1/2~~ 1978
WU - Brown, Lipke, Ofori-Airsah; GFC - Smith
- Follow Jav ✓ DISCUS - Meet Record - Lander, WU 148-5 1979
WU - Backman, Goergon; GFC - Huisenga, Curtis, Miller
- ✓ 3:45 400m RELAY - Meet Record - GFC *41.8
WU - Brown, Pedersen, Hansen, Davenport
GFC - Reynolds, VanWinkle, Frisk, Smith
- ✓ 3:50 STEEPLECHASE - Meet Record - *Steve Blilustad GFC 8:49.8 1979*
WU - Arstill; GFC - Smiley
Wendell Otto GFC 3:54.5 1981
- ✓ 4:05 1500m - Meet Record - ~~Stuart, GFC 3:54.6~~ 1980
WU - O'Connor, Fleming, Holmland; GFC - Otto
- ✓ 4:15 110m HH - Meet Record - Reynolds, GFC 14.7 1979
WU - Davenport, Pedersen, Kassebaum; GFC - Reynolds, Frisk
- ✓ 4:25 400m - Meet Record - Ousterhout, WU 48.1 1979
WU - Hajnal, Hicks, Sherrod; GFC - VanWinkle, M.Driesner, D.Driesner
- ✓ 4:35 100m - Meet Record - Griffin, GFC 10.4 1979
WU - Demmedde, Pedersen, Ofori-Airsah; GFC - Reynolds, Sherman
- Wendell 1:54.2 1981*
✓ 4:45 800m - Meet Record - Otto, GFC ~~1:54.5~~ 1979
WU - Groenendoal, Johnson; GFC - Otto, Pearson

FINAL RESULTS
NAIA DISTRICT II CHAMPIONSHIPS
MAY 8, 9, 1981

	LINFIELD	LEWIS & CLARK	WILLAMETTE	SOBC	NNC	WOSC	GFC	EOSC	PACIFIC
MARATHON	-	8	6	10	4	6	2	1	-
DECATHLON	-	10	10	1	4	-	-	-	-
10,000	-	8/26	0/16	6/17	0/8	6/12	0/2	11/12	0/0
DISC	16/16	0/26	1/17	2/19	0/8	0/12	0/2	12/24	0/0
LJ	0/16	2/28	15/32	8/27	0/8	6/18	0/2	0/24	0/0
STEER	2/18	20/48	0/32	8/35	0/8	0/18	0/2	1/25	0/0
H	16/34	4/52	0/32	1/36	0/8	0/18	10/12	0/25	0/0
400R	10/44	0/52	1½/33½	0/36	6/14	1½/19½	8/20	4/29	0/0
SHOT	0/44	5/57	16/49½	0/36	0/14	0/19½	0/20	10/39	0/0
HH	0/44	8/65	0/49½	0/36	0/14	5/24½	16/36	2/41	0/0
1500	1/45	0/65	6/55½	12/48	2/16	0/24½	10/46	0/41	0/0
W	0/45	20/85	0/55½	0/48	0/16	0/24½	1/47	10/51	0/0
400	0/45	4/89	10/65½	2/50	0/16	0/24½	6/53	1/52	8/8
100	10/55	8/89	0/65½	1½/51½	6/22	1½/26	4/57	8/60	0/8
800	4/59	1/90	2/67½	0/51½	10/32	0/26	14/71	0/60	0/8
400R	0/59	4/94	10/77½	1/52½	0/32	0/26	10/81	6/66	0/8
JAV	1/60	18/112	6/83½	4/56½	2/34	0/26	0/81	0/66	0/8
200	10/70	0/112	0/83½	1/57½	14/48	0/26	6/87	0/66	0/8
TJ	0/70	10/122	8/91½	0/57½	12/60	1/27	0/87	0/66	0/8
5000	0/70	10/132	11/102½	0/57½	0/60	0/27	0/87	10/76	0/8
4X400	10/80	4/126	8/110½	0/57½	2/62	0/27	6/93	1/77	0/8
HJ	8/88	4/140	2/112½	0/57½	0/62	6/33	10/102	1/78	0/8
PV	8/96	0/140	10/122½	4/61½	1/63	0/33	6/109	0/78	2/10

27th ANNUAL
DISTRICT 2
TRACK & FIELD
CHAMPIONSHIPS



George Fox College
Newberg, Oregon

MAY 8-9, 1981

Official Program 50¢

MEET OFFICIALS

Meet Director: Rich Allen
Referee-Jury of Appeals: Coaches Jury
Clerk: Craig Taylor
Starter: Tim Weaver
Recall Starter: Larry Bales
Head Timer: Jim Jackson
Head Finish Judge: Jim Weber
Chief Inspector: Monte Anders
Hammer/Shot: Allan Morrow
Discus: Charlie Keeran
Javelin: Bob Reynolds
Pole Vault: Dave Barker
Long Jump/Triple Jump: Norm Harper
Race Walk: Don Jacobs, Rob Frank
Jim Bean, Bob Korn
Awards Presentation: Lori Willcuts,
Londa Beebe
Public Address: Scott Celley,
Don Kunkel
Meet Scorer: Tim Rochholz
Head Trainer: Frank Kyte
Trainer: Dean Steinke
Meet Physician: Dr. Paul Mallett
Typist: Teresa Vanlandingham
Finish Line Video: Rawlen Smith
Sports Information Director: Barry Hubbell

PAST DISTRICT 2 CHAMPIONS

1955	Lewis & Clark	Eldon Fix
1956	Lewis & Clark	Eldon Fix
1957	Lewis & Clark	Eldon Fix
1958	Lewis & Clark	Eldon Fix
1959	Lewis & Clark	Eldon Fix
1960	Portland State	Ralph Davis
1961	Portland State	Ralph Davis
1962	Southern Oregon	Dan Bulkley
1963	Southern Oregon	Dan Bulkley
1964	Southern Oregon	Dan Bulkley
1965	Lewis & Clark	Eldon Fix
1966	Lewis & Clark	Eldon Fix
1967	Lewis & Clark	Eldon Fix
1968	Lewis & Clark	Eldon Fix
1969	Lewis & Clark	Eldon Fix
1970	Oregon College of Ed.	Don Spinas
1971	Oregon College of Ed.	Don Spinas
1972	Oregon College of Ed.	Don Spinas
1973	Oregon College of Ed.	Don Spinas
1974	Oregon College of Ed.	Don Spinas
1975	Linfield	John Knight
1976	Linfield	John Knight
1977	Lewis & Clark	Eldon Fix
1978	Southern Oregon	Stan Goodell
1979	George Fox	Rich Allen
1980	George Fox	Rich Allen

SCHEDULE OF EVENTS

FRIDAY, MAY 8

Discus <u>Final</u>	1:30
Long Jump <u>Final</u>	1:30
10,000 Meter Run <u>Final</u>	1:30
110 Meter High Hurdles Heat	2:15
400 Meter Heats	2:30
100 Meter Heats	2:45
800 Meter Heats	3:00
400 Meter I.H. Heats	3:15
200 Meter Heats	3:30
3,000 Meter Steeplechase <u>Final</u>	3:45
200 Semi	4:15

SATURDAY, MAY 9 *

Hammer	11:30
10,000 Meter Walk	12:20
Pole Vault	12:30
Opening Ceremonies	12:55
Javelin	1:00
Shot	1:00
High Jump	1:00
Triple Jump	1:00
400 Meter Relay	1:30
1,500 Meter	1:40
High Hurdles	1:50
400 Meters	2:00
100 Meters	2:10
800 Meters	2:20
400 Intermediate Hurdles	2:30
200 Meters	2:40
5,000 Meters	2:50
4 x 400 Relay	3:10

* All Saturday events finals

MEET SCORING

First Place	10 points
Second Place ...	8 points
Third Place	6 points
Fourth Place ...	4 points
Fifth Place	2 points
Sixth Place	1 Point

NATIONAL CHAMPIONSHIPS

The 1981 National Association of Inter-Collegiate Athletics (NAIA) Track and Field championships will be held at Texas Southern University, Houston, Texas, May 21-23.

EASTERN OREGON STATE

Coach: Gary Feasel

- 1 Tom Baumgartner
- 2 Doug Beers
- 3 John Burke
- 4 Steve Butterfield
- 5 Lewis Byrd
- 6 Fred Clair
- 7 Mike Clayton
- 8 Bob Feasel
- 9 Jesse Gloria
- 10 John Kerfoot
- 11 Greg Lee
- 12 Kevin McCadden
- 13 Andrew Pierson
- 14 Mike Pina
- 15 Guy Price
- 16 Jake Schas
- 17 Tom Schumann
- 18 Jeff Simon
- 19 Tom Snook
- 20 Don Stearns
- 21 Jim Terry
- 22 Rick Ward
- 23 Ryan Wardell

GEORGE FOX

Coach: Rich Allen

- 24 Brian Barkdull
- 25 Scott Celley
- 26 Steve Curtis
- 27 David Driesner
- 28 Mark Driesner
- 29 Rick Frisk
- 30 Brent Heydel
- 31 Steve Huisenga
- 32 Owen James
- 33 Roger Miller
- 34 Wendell Otto
- 35 Keith Pearson
- 36 Mark Reynolds
- 37 Ted Sherman
- 38 Tim Sherman
- 39 Duane Smiley
- 40 Nolan Smith
- 41 Tom VanWinkle
- 42 Dave Wilkinson

LEWIS & CLARK

Coach: Dr. Eldon Fix

- 43 Brent Carbajal
- 44 Jim Corr
- 45 Dennis Earnshaw
- 46 Kerry Fagerberg
- 47 Chris Friday
- 48 Mark Gary
- 49 Marc Gianneschi
- 50 Jack Giles
- 51 Charlie Hart
- 52 Jon Hensley
- 53 Bob Hopkins
- 54 Brad Jacobs
- 55 Bob Jones
- 56 Todd Lovell
- 57 Tom Nist
- 58 Terry Outcalt
- 59 Dave Pullin
- 60 Lateef Raheem
- 61 Rich Recker
- 62 Brock Roberts
- 63 John Robertson
- 64 Rich Sears
- 65 Vic Sears
- 66 Sam Shick
- 67 Steve Taylor
- 68 Joe Uyehara
- 69 Chris Wood

LINFIELD

Coach: George Oja

- 70 John Adkins
- 71 Mark Ayers
- 72 Kent Bostick
- 73 Mark Brown
- 74 Greg Caster
- 75 Mike Dotson
- 76 Randy Drake
- 77 Joe Ellings
- 78 Dave Freunds Schuh
- 79 Glen Giovannetti
- 80 Curt Goetsch
- 81 Randy Hayes
- 82 Martin Jaqua
- 83 John Kraus
- 84 Jim Livermore
- 85 Jim Lloyd
- 86 Ron Miller
- 87 Andre Pruitt
- 88 Lynn Reed
- 89 Bob Richardson
- 90 Dennis Sharp
- 91 John Shaw
- 92 Kyle Tarpenning
- 93 Kent Toomb

NORTHWEST NAZARENE

Coach: Paul Taylor

- 94 Gary Diffie
- 95 Louis Fayant
- 96 Roger Houser
- 97 Shane Miller
- 98 Sulayman Njie
- 99 Ken Parker
- 100 Tom Rowan
- 101 Dave Smith
- 102 Dave Saranto
- 103 Alan Tegethoff
- 104 Sherman Wafer
- 105 Darryl Weber
- 106 Darryl Winston
- 107 Ray Wolverton

PACIFIC

Coach: Mark Cleary

- 108 Dave Beemer
- 109 Vance Brown
- 110 Dan Grubb
- 111 Kent Kennedy
- 112 Andrew Kirkland
- 113 Jon Smit
- 114 Tom Williams

SOUTHERN OREGON STATE

Coach: Mike Davey

- 115 Sam Benson
- 116 Paul Brown
- 117 Robert Conradt
- 118 Morgan Cottle
- 119 Joe Cramer
- 120 Dan Cripps
- 121 Kelly Davis
- 122 Mike Davis
- 123 Kevin Dixon
- 124 Joe Flowers
- 125 Greg Grant
- 126 Terry Hendrix
- 127 Brian Hickey
- 128 Charles Hildreth
- 129 Doug McClure
- 130 Marvin Mercer
- 131 Darriel Miller
- 132 Gary Orndoff
- 133 Bill Pewen
- 134 Scott Riggs
- 135 Paul Smith
- 136 Pat Stine
- 137 Jim Tipler
- 138 Martin Turner
- 139 Ken White
- 140 Wade Yates

WESTERN OREGON STATE

Coach: Lou DeLoretto

- 185 - 141 Dan Blaufus
186 - 142 Bob Boyd
187 - 143 Leonard Branson
144 John Brock
188 - 145 Kevin Brophy
146 Jim Dutoit
189 - 147 John Elder
148 Jon Goodman
149 Kip Johnson
190 - 150 Roland Johnson
151 Mark Kelly
152 Frank Knight
191 - 153 Kevin Leader
154 Bob Quiring
155 Larry Schaffer
156 Cas Schrunk
157 Tim Sullivan
192 - 158 Mark Walker
193 - 182 Rich Vincent

WILLAMETTE UNIVERSITY

Coach: Dr. Charles Bowles

- 159 Don Backman
160 Brian Bean
161 Eric Brown
162 John Davenport
163 Mark Dervedde
164 David Fleming
165 Jon Gabriel
166 Todd Georgan
167 Richard Groenendaal
168 Andre Hajnal
169 Greg Hansen
170 Don Hicks
171 Mark Holmlund
172 David Johnson
173 James Kassebaum
174 Mike Kuehner
175 Mark Lipke
176 Kevin O'Connor
177 Thomas Ofori-Ansah
178 Matt Overholt
179 Don Pedersen
180 Bill Sherrod
181 Pat Williams

1. DISCUS

FRIDAY 1:30

National Record: 198-5 Frank Gross, Adams State, Colo. 1978

District Record: 170-11 Harland Yriarte, SOSC 1969

1980 Winner: 165-0 Charlie Keeran, GFC

82	Martin Jaqua	L	158-4	68	Joe Uyehara	L&C	137-0
159	Don Backman	WU	150-3	31	Steve Huisenga	GFC	133-8
75	Mike Dotson	L	146-7	115	Sam Benson	SOSC	133-0
18	Jeff Simon	EOSC	145-0	26	Steve Curtis	GFC	131-8
58	Terry Outcalt	L&C	144-5	71	Mark Ayers	L	131-7
4	Steve Butterfield	EOSC	140-2	33	Roger Miller	GFC	131-4
116	Paul Brown	SOSC	138-7	166	Todd Georgan	WU	129-8
144	John Brock	WOSC	138-5	47	Chris Friday	L&C	128-7

2. LONG JUMP

FRIDAY 1:30

National Record: 26-6½ Joshua Owusa, Angelo State, Tex. 1974

District Record: 23-11½ Karl Koenig, OCE 1978

1980 Winner: 22-9½ Greg Hansen, WU

169	Greg Hansen	WU	23-9	80	Curt Goetsch	L	21-4
154	Bob Quiring	WOSC	22-9 3/4	129	Doug McClure	SOSC	21-3½
175	Mark Lipke	WU	22-4½	162	John Davenport	WU	21-2
177	Thomas Ofori-Ansah	WU	22-3	24	Brian Barkdull	GFC	21-1½
59	Dave Pullin	L&C	22-2 3/4	63	John Robertson	L&C	21-1½
91	John Shaw	L	22-2	13	Andy Pierson	EOSC	20-9
36	Mark Reynolds	GFC	22-½	107	Ray Wolverton	NNC	20-9
134	Scott Riggs	SOSC	21-7	93	Kent Toomb	L	20-8 3/4
156	Cas Schrunck	WOSC	21-5	7	Mike Clayton	EOSC	20-8½
				108	Dave Beemer	P	20-7

3. 10,000 METER RUN

FRIDAY 1:30

National Record: 29:46.4 Chuck Korte, Loras College, Iowa 1976

District Record: 30:53.2 Dave Molstad, GFC 1978

1980 Winner: 30:59.81 Don Stearns, EOSC

20	Don Stearns	EOSC	30:47.7	176	Kevin O'Connor	WU	33:08.4
67	Steve Taylor	L&C	30:59.0	128	Chuck Hildreth	SOSC	33:37.0
139	Ken White	SOSC	32:17.0	181	Pat Williams	WU	33:54.6
172	David Johnson	WU	32:37.0	39	Duane Smiley	GFC	37:30.5
55	Bob Jones	L&C	32:47.7	152	Frank Knight	WOSC	NT

4. 3,000 METER STEEPLECHASE

FRIDAY 3:45

National Record: 8:45.6 John Kebiro, Eastern New Mex. 1976

District Record: 8:53.9 Kelly Jensen, SOSC 1978

1980 Winner: 9:15.5 Joe Cramer, SOSC

119	Joe Cramer	SOSC	9:07.2	73	Mark Brown	L	9:39.9
57	Tom Nist	L&C	9:17.3	1	Tom Baumgartner	EOSC	9:44.9
61	Rich Recker	L&C	9:17.7	10	John Kerfoot	EOSC	10:14.0
171	Mark Holmlund	WU	9:21.7	39	Duane Smiley	GFC	10:31.0
34	Wendell Otto	GFC	9:23.5	25	Scott Celley	GFC	NT
62	Brock Roberts	L&C	9:27.7	35	Keith Pearson	GFC	NT
139	Ken White	SOSC	9:37.1	157	Tim Sullivan	WOSC	NT

5. HAMMER

SATURDAY 11:30

National Record: 200-11 Murry Keating, Simon Fraser, Can. 1973
 District Record: 168-11 Scott Burkhardt, L&C 1975
 1980 Winner: 156-11 Steve Curtis, GFC

26	Steve Curtis	GFC	159-0	18	Jeff Simon	EOSC	141-8
75	Mike Dotson	L	153-3	40	Nolan Smith	GFC	138-2
45	Dennis Earnshaw	L&C	149-9	31	Steve Huisenga	GFC	125-11
74	Greg Caster	L	148-0	47	Chris Friday	L&C	121-9
82	Martin Jaqua	L	145-11	71	Mark Ayers	L	120-1
				137	Jim Tipler	SOSC	144-0

6. 10,000 METER WALK

SATURDAY 12:20

National Record: 44:41.9 Jim Heiring, Wisconsin Parkside 1977
 District Record: 48:35.5 Sam Shick, L&C 1979
 1980 Winner: 49:25.8 Sam Shick, L&C

66	Sam Shick	L&C	45:57.2	39	Duane Smiley	GFC	NT
54	Brad Jacobs	L&C	53:36.6	42	Dave Wilkinson	GFC	NT
10	John Kerfoot	EOSC	53:37.3	125	Greg Grant	SOSC	NT
3	John Burke	EOSC	56:19.1	128	Chuck Hildreth	SOSC	NT
				51	Charlie Hart	L&C	NT

7. POLE VAULT

SATURDAY 12:30

National Record: 18-2 Billy Olson, Abilene Christian, Tex. 1980
 District Record: 15-7 Dave McDonald, GFC 1969
 1980 Winner: 14-6 Dave Saranto, NNC

153	Kevin Leader	WOSC	15-0	165	Jon Gabriel	WU	13-6
169	Greg Hansen	WU	14-8½	140	Wade Yates	SOSC	13-6
92	Kyle Tarpenning	L	14-0	59	David Pullin	L&C	13-0
115	Sam Benson	SOSC	14-0	30	Brent Heydel	GFC	13-0
102	Dave Saranto	NNC	14-0	53	Bob Hopkins	L&C	13-0
143	Leonard Branson	WOSC	13-6	111	Kent Kennedy	P	13-0
				37	Ted Sherman	GFC	12-6

8. JAVELIN

SATURDAY 1:00

National Record: 251-8 John Fromm, Pacific Lutheran, Wash. 1958
 District Record: 249-6 Tony Grant, OIT 1972
 1980 Winner: 230-2 Rob Casteel, L

56	Todd Lovell	L&C	230-6	132	Gary Orndoff	SOSC	189-4
116	Paul Brown	SOSC	203-5	44	Jim Corr	L&C	180-1
178	Matt Overholt	W	199-4	7	Mike Clayton	EOSC	179-2
68	Joe Uyehara	L&C	197-7	147	John Elver	WOSC	179-0
81	Randy Hayes	L	196-8	162	John Davenport	W	176-5
103	Alan Tegethoff	NNC	193-0	32	Owen James	GFC	160-7
				31	Steve Huisenga	GFC	154-10

9. SHOT PUT SATURDAY 1:00

National Record: 63-1 Frank Gross, Adams State, Colo. 1978
 District Record: 56-5½ Ken Patera, PSU 1963
 1980 Winner: 50-3 Brian Bean, WU

18	Jeff Simon	EOSC	52-5½	47	Chris Friday	L&C	46-7
160	Brian Bean	WU	51-4½	82	Martin Jaqua	L	46-7
159	Don Backman	WU	50-5	58	Terry Outcalt	L&C	46-5½
46	Kerry Fagerberg	L&C	49-1½	130	Marvin Mercer	SOSC	45-11
75	Mike Dotson	L	47-9	150	Roland Johnson	WOSC	41-9
166	Todd Goergan	WU	47-1	26	Steve Curtis	GFC	41-7½

10. HIGH JUMP SATURDAY 1:00

National Record: 7-2 Bruce Beckel, Wisconsin Riverfalls 1980
 District Record: 6-10¼ Scott Wallace, WU 1980
 1980 Winner: 6-10¼ Scott Wallace, WU

32	Owen James	GFC	6-8¼	84	Jim Livermore	L	6-5
154	Bob Quiring	WOSC	6-8	174	Mike Kuehner	WU	6-4
59	David Pullin	L&C	6-6¼	113	Jon Smit	P	6-4
165	Jon Gabriel	W	6-6	50	Jack Giles	L&C	6-3
105	Darryl Weber	NNC	6-6	162	John Davenport	WU	6-2½
134	Scott Riggs	SOSC	6-6	149	Kip Johnson	WOSC	6-2
19	Tom Snook	EOSC	6-6	13	Andy Pierson	EOSC	6-2
				24	Brian Barkdull	GFC	6-2

11. TRIPLE JUMP SATURDAY 1:00

National Record: 53-0 Joshua Owusu, Angelo State, Tex. 1973
 District Record: 48-10¼ Randy Jones, P 1979
 1980 Winner: 48-1 Sherman Wafer, NNC

91	John Shaw	L	48-2½	72	Kent Bostick	L	43-5
104	Sherman Wafer	NNC	47-¼	48	Mark Gary	L&C	42-11
59	David Pullin	L&C	46-8½	180	Bill Sherrod	WU	42-9
161	Eric Brown	WU	46-6 3/4	134	Scott Riggs	SOSC	42-5 3/4
93	Kent Toomb	L	44-7	158	Mark Walker	WOSC	42-0
177	Thomas Ofori-Ansah	WU	44-7	129	Doug McClure	SOSC	41-10
175	Mark Lipke	WU	44-4	108	Dave Beemer	P	40-6
40	Nolan Smith	GFC	44-½	34	Wendell Otto	GFC	NM

12. 400 METER RELAY SATURDAY 1:30

National Record: 39.5 North Carolina, Central 1972
 District Record: 41.5* L. 1976, GFC 1978
 1980 Winner: 42.2* L

Northwest Nazarene	43.0	Eastern Oregon	43.4
Linfield	43.0	Southern Oregon	43.4
George Fox	43.1	Lewis & Clark	43.8
Willamette	43.1	Pacific	44.0
		Western Oregon	44.0

13. 1,500 METERS

SATURDAY 1:40

National Record: 3:44.80 Mike Boit, Eastern, New Mexico 1976

District Record: 3:49.7* Steve Hills, NNC 1975

1980 Winner: 3:51.4 Steve Stuart, GFC

34	Wendell Otto	GFC	3:51.0	176	Kevin O'Connor	WU	3:57.9
119	Joe Cramer	SOSC	3:54.5	73	Mark Brown	L	3:58.7
20	Don Stearns	EOSC	3:55.0	57	Tom Nist	L&C	3:59.2
164	David Fleming	WU	3:55.9	122	Mike Davis	SOSC	4:00.1
121	Kelly Davis	SOSC	3:56.2	35	Keith Pearson	GFC	4:01.9
167	Richard Groenendaal	WU	3:56.9	52	Jon Hensley	L&C	4:02.4
172	David Johnson	WU	3:57.1	101	Dave Smith	NNC	4:04.1
83	John Kraus	L	3:57.7	145	Kevin Brophy	WOSC	4:08.2
				25	Scott Celley	GFC	NT

14. 110 METER HIGH HURDLES

SATURDAY 1:50

National Record: 13.5 Rodney Milburn, Southern Baton Rouge, LA 1972

District Record: 14.0 Rick Fergesen, L&C 1977

1980 Winner: 14.6 Rick Fergesen, L&C

29	Rick Frisk	GFC	14.8	120	Dan Cripps	SOSC	15.4
36	Mark Reynolds	GFC	14.9	173	James Kassebaum	WU	15.5
149	Kip Johnson	WOSC	15.0	88	Lynn Reed	L	15.6
49	Marc Gianneschi	L&C	15.0	21	Jim Terry	EOSC	15.6
151	Mark Kelly	WOSC	15.1	19	Tim Snook	EOSC	15.8
59	David Pullin	L&C	15.4	179	Don Pedersen	WU	15.8
23	Ryan Wardell	EOSC	15.4	162	John Davenport	WU	15.9

15. 400 METERS

SATURDAY 2:00

National Record: 45.4 Fred Taylor, Texas Southern 1979

District Record: 47.2* Carl Shaw, L 1976

1980 Winner: 48.4 Monte Anders, GFC

169	Greg Hansen	WU	48.7	118	Morgan Cottle	SOSC	50.6
110	Dan Grubb	P	48.9	28	Mark Driesner	GFC	50.7
161	Eric Brown	WU	49.1	87	Andre Pruitt	L	50.9
76	Randy Drake	L	49.7	64	Rich Sears	L&C	51.1
41	Tom VanWinkle	GFC	49.9	65	Vic Sears	L&C	51.1
117	Bob Conradt	SOSC	49.9	170	Don Hicks	WU	51.4
59	David Pullin	L&C	50.4	146	Jim Dutoit	WOSC	53.5
				100	Tom Rowan	NNC	NT

16. 100 METERS

SATURDAY 2:10

National Record: 10.0 Oliver Ford, South-Baton Rouge, LA 1968
 District Record: 10.4 Gregg Griffin, GFC 1977
 1980 Winner: 10.6 Dave Freunds Schuh, L

78	Dave Freunds Schuh	L	10.8	5	Lewis Byrd	EOSC	11.1
126	Terry Hendrix	SOSC	10.9	169	Greg Hansen	WU	11.1
115	Sam Benson	SOSC	10.9	179	Don Pedersen	WU	11.1
156	Cas Schrunck	WOSC	11.0	38	Tim Sherman	GFC	11.1
149	Kip Johnson	WOSC	11.0	163	Mark Darnedde	WU	11.2
148	Jon Goodman	WOSC	11.0	43	Brent Carbajal	L&C	11.2
106	Darryl Winston	NNC	11.0	99	Ken Parker	NNC	11.2
134	Scott Riggs	SOSC	11.0	100	Tom Rowan	NNC	11.2
129	Doug McClure	SOSC	11.0	15	Guy Price	EOSC	11.2
36	Mark Reynolds	GFC	11.0	108	Dave Beemer	P	11.3
161	Eric Brown	WU	11.0	63	John Robertson	L&C	11.3
76	Randy Drake	L	11.0	98	Sulayman Njie	NNC	NT

17. 800 METERS

SATURDAY 2:20

National Record: 1:47.02 Evans White, Prairie View, Tex. 1979
 District Record: 1:50.8* Bruce Vogel, OCE 1972
 1980 Winner: 1:53.8 Shane Miller, NNC

34	Wendell Otto	GFC	1:53.5	121	Kelly Davis	SOSC	1:57.1
97	Shane Miller	NNC	1:54.6	73	Mark Brown	L	1:57.5
83	John Kraus	L	1:55.3	142	Bob Boyd	WOSC	1:57.8
35	Keith Pearson	GFC	1:55.3	114	Tom Williams	P	1:58.6
122	Mike Davis	SOSC	1:55.5	96	Roger Houser	NNC	1:58.7
52	Jon Hensley	L&C	1:55.8	168	Andre Hajnal	WU	1:58.9
172	David Johnson	WU	1:56.3	94	Gary Diffie	NNC	1:59.7
				69	Chris Wood	L&C	2:00.2

18. 400 METER INTERMEDIATE HURDLES

SATURDAY 2:30

National Record: 50:45 Charles Whigham, Texas Southern 1976
 District Record: 52.1 Tim Gilbert, NNC 1978
 1980 Winner: 53.0 Tim Gilbert, NNC

23	Ryan Wardell	EOSC	52.9	21	Jim Terry	EOSC	55.5
29	Rick Frisk	GFC	53.0	120	Dan Cripps	SOSC	56.0
161	Eric Brown	WU	53.2	179	Don Pedersen	WU	56.3
49	Marc Gianneschi	L&C	54.0	170	Don Hicks	WU	56.4
				151	Mark Kelly	WOSC	57.6

19. 200 METERS

SATURDAY 2:40

National Record: 20.0 Larry Black, N. Carolina Central 1972

District Record: 21.1 Mark Burt, P 1976

21.1* Keith Shriver, L 1969

1980 Winner: 21.8 Dave Freunds Schuh, L

78	Dave Freunds Schuh	L	21.7	112	Andrew Kirkland	P	22.7
76	Randy Drake	L	22.0	5	Lewis Byrd	EOSC	22.7
36	Mark Reynolds	GFC	22.2	149	Kip Johnson	WOSC	22.7
110	Dan Grubb	P	22.3	156	Cas Schrunck	WOSC	22.7
169	Greg Hansen	WU	22.3	134	Scott Riggs	SOSC	22.8
99	Ken Parker	NNC	22.3	163	Mark Darnedde	WU	22.8
98	Sulayman Njie	NNC	22.5	126	Terry Hendrix	SOSC	22.8
161	Eric Brown	WU	22.5	15	Guy Price	EOSC	22.8
106	Darryl Winston	NNC	22.5	38	Tim Sherman	GFC	22.9
43	Brent Carbajal	L&C	22.6	148	Jon Goodman	WOSC	22.9
100	Tom Rowan	NNC	22.6	87	Andre Pruitt	L	NT

20. 5,000 METERS

SATURDAY 2:50

National Record: 14:04.44 John Muthama, Bethel College, Kan. 1976

District Record: 14:22.4 Steve Blikstad, GFC 1979

1980 Winner: 14:24.6 Dave Fleming, WI

20	Don Stearns	EOSC	14:28.8	62	Brock Roberts	L&C	15:16.5
164	David Fleming	WU	14:38.7	55	Bob Jones	L&C	15:18.4
67	Steve Taylor	L&C	14:58.0	172	David Johnson	WU	15:24.6
61	Rich Recker	L&C	14:59.4	79	Glen Giovannetti	L	15:26.9
171	Mark Holmlund	WU	15:02.5	139	Ken White	SOSC	15:33.0
57	Tom Nist	L&C	15:06.2	34	Wendell Otto	GFC	15:51.6
167	Richard Groenendaal	WU	15:07.1	141	Dan Blaufus	WOSC	16:40.0
119	Joe Cramer	SOSC	15:08.0	39	Duane Smiley	GFC	16:58.0
176	Kevin O'Connor	WU	15:08.6	25	Scott Celley	GFC	NT

21. 1,600 METER (4 x 400) RELAY

SATURDAY 3:10

National Record: 3:04.8 North Carolina Central 1972

District Record: 3:13.7* L 1976

1980 Winner: 3:18.1* GFC

Willamette	3:21.6	Lewis & Clark	3:24.2
George Fox	3:21.9	Western Oregon	3:28.8
Northwest Nazarene	3:23.1	Southern Oregon	3:30.0
Linfield	3:23.4	Eastern Oregon	NT
		Pacific	NT

* Converted From Yards

EVENTS COMPLETED EARLIER

MARATHON

Run Feb. 28, at Seaside, OR

1980 Winner: Bill Pewen, SOSC 2:35:01

1.	Bill Pewin	SOSC	2:31:50
2.	Bob Jones	L&C	2:38:12
3.	Mike Shinn	WU	2:43:32
4.	Chet Brown	NNC	2:46:44
5.	Jack Winter	GFC	2:46:55
6.	Lanny Wilbur	EOSC	2:47:27

DECATHLON

April 20-21 at Lewis & Clark

1980 Winner: Dave Pullin, L&C 6,959 pts.

1.	Dave Pullin	L&C	6,867 pts.
2.	Greg Hansen	WU	6,647 pts.
3.	Kip Johnson	WOSC	6,596 pts.
4.	Dave Saranto	NNC	6,297 pts.
5.	John Davenport	WU	6,229 pts.
6.	Sam Benson	SOSC	6,086 pts.

Event Scores:

Lewis & Clark	18
Willamette	16
Southern Oregon	11
Northwest Nazarene	8
Western Oregon	6
George Fox	2
Eastern Oregon	1

NAIA QUALIFYING STANDARDS

- 1981 -


<u>EVENT</u>	<u>NATIONAL CHAMPIONSHIPS</u> <u>HAND TIMING</u>	<u>DISTRICT II CHAMPIONSHIPS</u>
100 Meters	10.6	11.2
200 Meters	21.4	22.9
400 Meters	47.4	50.6
800 Meters	1:50.9	1:57.2
1,500 Meters	3:49.5	4:02.7
5,000 Meters	14:34.4	15:22.9
10,000 Meters	31:01.0	33:30.9
Steeplechase	9:14.4	9:37.2
110 Meter High Hurdles	14.5	15.4
400 Meter Inter. Hurdles	52.8	55.6
Long Jump	24-0	21-7
Triple Jump	48-8	44-3
High Jump	6-9	6-2
Pole Vault	15-6	12-11
Shot Put	54-5	46-6
Discus	165-0	138-7
Javelin	212-5	191-3
Hammer	162-8	134-9
Decathlon	6,750	5605
10,000 Walk	50:55.3	59:59.5
440 Relay	41.4	N/A
Mile Relay	3:11.9	N/A

GEORGE FOX COLLEGE COLCORD FIELD RECORDS

100 meter	10.55*	John Koroma, George Fox	1974
	10.55*	Gregg Griffin, George Fox	1977
200 meter	21.8	Dave Freunds Schuh, Linfield	1981
400 meter	48.8	Mike Smith, University of Portland	1981
800 meters	1:54.2	Wendell Otto, George Fox	1981
1500 meter	3:54.1*	Steve Blikstad, George Fox	1977
5000 meter	14:45.8*	Steve Blikstad, George Fox	1977
10,000 meter	31:20.7*	Curt Ankeny, George Fox	1973
3000 meter steeplechase	9:16.4	Steve Blikstad, George Fox, Alumni	1981
110 meters-high hurdles	14.8*	John Boyd, Pacific	1974
	14.8	Mark Reynolds, George Fox	1980
	14.8	Duane Swafford, George Fox	1980
	14.8	Rick Frisk, George Fox	1981
400 meter -int. hurdles	52.8	Chad Neeley,unattached	1980
Long Jump	23-0 3/4	Tim Arthur, Linfield	1971
Triple Jump	48-2 1/2	John Shaw, Linfield	1981
High Jump	6-8	Owen James, George Fox	1981
Pole Vault	15-6	Dave McDonald, George Fox	1971
Shot	53-4	Bob Hadlock, George Fox	1969
Discus	170-5	John Bakkensen, Portland Track Club	1972
Javelin	246-0	Tony Grant, Oregon Tech	1973
Hammer	157-5	Allan Morrow, George Fox	1979
400 meter relay	42.4*	Amadu Koroma, George Fox	1978
		Chad Neeley	
		Mark Reynolds	
		Gregg Griffin	
1600 meter relay	3:21.0	Edwards, University of Portland	1981
		Smith	
		Nolan	
		Stepan	

* Converted from yards

NOTE--Data not complete before 1970



District Track Meet
May 9, 1981

Officials

Craig Taylor
Tim Weaver
Larry Bales
Julie Cruise
Linda Wheeler

Timers

Jim Jackson Sandra Burns
Jim Bright
Sandra Burns
Jim Weber
Jack Winter
Paula Ankeny
Hilly Wester
Herm Hughes
Doug Pedersen
Curt Ankeny
Julie Duke
Des Madison
Dean Gadd
Mary Lou Keeran
Alynn Thompson
Glen Moran
Stan Pickett
Rip Van Winkle
Rachel McFerran
Betty Van Winkle

Judges

Allan Morrow
Frankie Thompson
Roger Miller
Randy Renfro
Bob Reynolds
Tony Carson
Sandy Lawrence
Ralph Merced
Norm Harper
Rick Van Winkle
Kellie Carlson
Kim Strutz
Beth Fendall
Pam Wood
Dave Barker
Doug Morse

Hurdle Crew

Gordon McGinnis
Mike Brewer
Earl Flemming
Scott Steiflood

Inspectors

Monte Anders
Colleen Wafer
Tim Commins
Lisa Slocum
Dave Driesner
Steve Hills
Randy Wayland
Lon Austin
Mark Driesner

Scott Celley
Don Kunkel
Tim Rochholz
Sharon Bagley
Synda Hanson
Greg Allen
Teresa Vanlandingham
Denise Iverson
Merritt Walla
Dave Wilkinson
Kerry Bodin
Kathy Bodin
Terry Webber

Awards

Londa Beebe
Lori Willcuts

Dean Steinke
Rawlen Smith
Dr. Paul Mallell

Rob Frank
Bob Horn
Jim Bean
Don Jacobs

NAIA DISTRICT II TRACK AND FIELD CHAMPIONSHIPS

COMPETITORS LIST

100 METERS (11.2)

10.8	Dave Freunds Schuh	L
10.9	Terry Hendrix	SOSC
10.9	Sam Benson	SOSC
11.0	Cas Schrunck	WOSC
11.0	Kip Johnson	WOSC
11.0	Jon Goodman	WOSC
11.0	Darryl Winston	NNC
11.0	Scott Riggs	SOSC
11.0	Doug McClure	SOSC
11.0	Mark Reynolds	GFC
11.0	Eric Brown	W
11.0	Randy Drake	L
11.1	Lewis Byrd	EOSC
11.1	Greg Hansen	W
11.1	Dor. Pedersen	W
11.1	Tim Sherman	GFC
11.2	Mark Drenedde	W
11.2	Brent Carbajal	LC
11.2	Ken Parker	NNC
11.2	Tom Rowan	NNC
11.2	Guy Price	EOSC
* 11.3	Dave Beemer	P
* 11.3	John Robertson	LC
* NT	Sulayman Njie	NNC

200 METERS (22.9)

21.7	Dave Freunds Schuh	L
22.0	Randy Drake	L
22.2	Mark Reynolds	GFC
22.3	Dan Grubb	P
22.3	Greg Hansen	W
22.3	Ken Parker	NNC
22.5	Sulayman Njie	NNC
22.5	Eric Brown	W
22.5	Darryl Winston	NNC
22.6	Brent Carbajal	LC
22.6	Tom Rowan	NNC
22.7	Andrew Kirkland	P
22.7	Lewis Byrd	EOSC
22.7	Kip Johnson	WOSC
22.7	Cas Schrunck	WOSC
22.8	Scott Riggs	SOSC
22.8	Mark Drenedde	W
22.8	Terry Hendrix	SOSC
22.8	Guy Price	EOSC
22.9	Tim Sherman	GFC
22.9	Jon Goodman	WOSC
* NT	Andre Pruitt	L

400 METERS (50.6)

43.7	Greg Hansen	W
48.9	Dan Grubb	P
49.1	Eric Brown	W
49.7	Randy Drake	L
49.9	Tom VanWinkle	GFC
49.9	Bob Conrad	SOSC
50.4	David Pullin	LC
50.6	Morgan Cottle	SOSC
50.7	Mark Driesner	GFC
* 50.9	Andre Pruitt	L
* 51.1	Rich Sears	LC
* 51.1	Vic Sears	LC
* 51.4	Don Hicks	W
** 53.5	Jim Dutoit	WOSC
** NT	Tom Rowan	NNC

800 METERS (1:57.2)

1:53.5	Wendell Otto	GFC
1:54.6	Shane Miller	NNC
1:55.3	John Kraus	L
1:55.3	Keith Pearson	GFC
1:55.5	Mike Davis	SOSC
1:55.8	Jon Hensley	LC
1:56.3	David Johnson	W
1:57.1	Kelly Davis	SOSC
* 1:57.5	Mark Brown	L
** 1:57.8	Bob Boyd	WOSC
** 1:58.6	Tom Williams	P
* 1:58.7	Roger Houser	NNC
* 1:58.9	Andre Hajnal	W
* 1:59.7	Gary Diffie	NNC
* 2:00.2	Chris Wood	LC

* did not meet qualifying standard

** did not meet qualifying standard but only entry from that school

1500 METERS (4:02.7)

3:51.0	Wendell Otto	GFC
3:54.5	Joe Cramer	SOSC
3:55.0	Don Stearns	EOSC
3:55.9	David Fleming	W
3:56.2	Kelly Davis	SOSC
3:56.9	Richard Groenendaal	W
3:57.1	David Johnson	W
3:57.7	John Krass	L
3:57.9	Kevin O'Connor	W
3:58.7	Mark Brown	L
3:59.2	Tom Nist	LC
4:00.1	Mike Davis	SOSC
4:01.9	Keith Pearson	GFC
4:02.4	Jon Hensley	LC
** 4:04.1	Dave Smith	NNC
** 4:08.2	Kevin Brophy	WOSC
* NT	Scott Calley	GFC

STEEPLECHASE (9:37.2)

9:07.2	Joe Cramer	SOSC
9:17.3	Tom Nist	LC
9:17.7	Rich Recker	LC
9:21.7	Mark Holmlund	W
9:23.5	Wendell Otto	GFC
9:27.7	Brock Roberts	LC
9:37.1	Ken White	SOSC
9:39.9	Mark Brown	L
* 9:44.9	Tom Baumgartner	EOSC
* 10:14.0	John Kerfoot	EOSC
* 10:31.0	Duane Smiley	GFC
* NT	Scott Calley	GFC
* NT	Keith Pearson	GFC
** NT	Tim Sullivan	WOSC

5,000 METERS (15:22.9)

14:28.8	Don Stearns	EOSC
14:38.7	David Fleming	W
14:58.0	Steve Taylor	LC
14:59.4	Rich Recker	LC
15:51.0	Wendell Otto	GFC
15:02.5	Mark Holmlund	W
15:06.2	Tom Nist	LC
15:07.1	Richard Groenendaal	W
15:08.0	Joe Cramer	SOSC
15:16.5	Brock Roberts	LC
15:18.4	Bob Jones	LC
* 15:24.6	David Johnson	W
** 15:26.9	Glen Giovannetti	L
* 15:33.0	Ken White	SOSC
** 15:40.0	Dan Blaufus	WOSC
* 16:58.0	Duane Smiley	GFC
* NT	Scott Calley	GFC
15:08.6	Kevin O'Connor	W

10,000 METERS (33:30.9)

30:47.7	Don Stearns	EOSC
30:59.0	Steve Taylor	LC
32:17.0	Ken White	SOSC
32:37.0	David Johnson	W
32:47.7	Bob Jones	LC
33:08.4	Kevin O'Connor	W
* 33:37.0	Chuck Hildreth	SOSC
* 33:54.6	Pat Williams	W
** 37:30.5	Duane Smiley	GFC
** NT	Frank Knight	WOSC

110 METERS HIGH HURDLES (15.4)

14.8	Rick Frisk	GFC
14.9	Mark Reynolds	GFC
15.0	Kip Johnson	WOSC
15.0	Marc Gianneschi	LC
15.1	Mark Kelly	WOSC
15.4	David Pullin	LC
15.4	Ryan Wardell	EOSC
15.4	Dan Cripps	SOSC
* 15.5	James Kassebaum	W
** 15.6	Lynn Reed	L
* 15.6	Jim Terry	EOSC
* 15.8	Tom Snook	EOSC
* 15.8	Don Pedersen	W
* 15.9	John Davenport	W

400 INTERMEDIATE HURDLES (55.6)

52.9	Ryan Wardell	EOSC
53.0	Rick Frisk	GFC
53.2	Eric Brown	W
54.0	Marc Gianneschi	LC
55.5	Tim Terry	EOSC
** 56.0	Dan Cripps	SOSC
* 56.3	Don Pedersen	W
* 56.4	Don Hicks	W
** 57.6	Mark Kelly	WOSC

POLE VAULT (12-11)

15-0	Kevin Leader	WOSC
14-8½	Greg Hansen	W
14-0	Kyle Tarpenning	L
14-0	Sam Benson	SOSC
14-0	Dave Saranto	NNC
13-6	Leonard Branson	WOSC
13-6	Jon Gabriel	W
13-6	Wade Yates	SOSC
13-0	David Pullin	LC
13-0	Brent Heydel	GFC
13-0	Bob Hopkins	OC
13-0	Ken Kennedy	P
* 12-6	Ted Sherman	GFC

TRIPLE JUMP (44-3)

48-2½	John Shaw	L
47-½	Sherman Wafer	NNC
46-8½	David Pullin	LC
46-6 3/4	Eric Brown	W
44-7	Kent Toomb	L
44-7	Thomas Ofori-Ansah	W
44-4	Mark Lipke	W
* 44-½	Nolan Smith	GFC
* 43-5	Kent Bostick	L
* 42-11	Mark Gary	LC
* 42-9	Bill Sherrod	W
* 42-5 3/4	Scott Riggs	SOSC
** 42-0	Mark Walker	WOSC
* 41-10	Doug McClure	SOSC
** 40-6	Dave Beemer	P
* NM	Wendell Otto	GFC

LONG JUMP (21-7)

23-9	Greg Hansen	W
22-9 3/4	Bob Quiring	WOSC
22-4 ½	Mark Lipke	W
22-3	Thomas Ofori-Ansah	W
22-2 3/4	Dave Pullin	LC
22-2	John Shaw	L
22-½	Mark Reynolds	GFC
21-7	Scott Riggs	SOSC
*21-5	Case Schunk	WOSC
*21-4	Curt Gortsch	L
*21-3½	Doug McClure	SOSC
*21-2	John Davenport	W
*21-1½	Brian Barkdull	GFC
*21-1½	John Robertson	LC
*20-9	Andy Pierson	SOSC
**20-9	Ray Wolverton	NNC
*20-8 3/4	Kent Toomb	L
*20-8½	Mike Clayton	SOSC
*20-7	Dave Beemer	P

10,000 METER WALK (59:59.5)

45:57.2	Sam Shick	LC
53:36.6	Brad Jacobs	LC
53:37.3	John Kerfoot	SOSC
56:19.1	John Burke	SOSC
* NT	Duane Sattley	GFC
* NT	Dave Wilkinson	GFC
* NT	Greg Grant	SOSC
* NT	Chuck Hildreth	SOSC
NT	Charlie Hart	LC

400 METER RELAY

43.0	NORTHWEST NAZARENE
43.0	LINFIELD
43.1	GEORGE FOX
43.1	WILLAMETTE
43.4	EASTERN OREGON
43.4	SOUTHERN OREGON
43.8	LEWIS & CLARK
44.0	PACIFIC
44.0	WESTERN OREGON

1600 METER RELAY

3:21.6	WILLAMETTE
3:21.9	GEORGE FOX
3:23.1	NORTHWEST NAZARENE
3:23.4	LINFIELD
3:24.2	LEWIS AND CLARK
3:26.3	WESTERN OREGON
3:30.0	SOUTHERN OREGON
NT	EASTERN OREGON
NT	PACIFIC

HAMMER (134-9)

159-0	Steve Curtis	GFC
159-3	Mike Dotson	L
149-9	Dennis Earnshaw	LC
148-0	Greg Carter	L
145-11	Martin Jaqua	L
141-8	Jeff Simon	EOOSC
138-2	Nolan Smith	GFC
125-11	Steve Huisenga	GFC
121-9	Chris Friday	LC
120-1	Mark Ayers	L
144-0	Jim Tipler	SOOSC

SHOT (46-6)

52-5½	Jeff Simon	EOOSC
51-4½	Brian Bean	W
50-5	Don Beckman	W
49-1½	Kerry Fagerberg	LC
47-9	Mike Dotson	L
47-1	Todd Goergan	W
46-7	Chris Friday	LC
46-7	Martin Jaqua	L
46-5½	Terry Outcalt	LC
45-11	Marvin Marcer	SOOSC
41-9	Roland Johnson	EOOSC
41-7½	Steve Curtis	GFC

DISCUS

(138-7)

158-4	Martin Jaqua	L
150-3	Don Beckman	W
146-7	Mike Dotson	L
145-0	Jeff Simon	EOOSC
144-5	Terry Outcalt	LC
140-2	Steve Butterfield	EOOSC
138-7	Paul Brown	SOOSC
* 138-5	John Brock	WOOSC
* 137-0	Joe Uyehara	LC
* 133-8	Steve Huisenga	GFC
* 133-0	Sam Benson	SOOSC
* 131-8	Steve Curtis	GFC
* 131-7	Mark Ayers	L
* 131-4	Roger Miller	GFC
* 129-8	Todd Goergan	W
* 128-7	Chris Friday	LC

JAVELIN

(191-3)

230-6	Todd Lovell	LC
203-5	Paul Brown	EOOSC
199-4	Matt Overholt	W
197-7	Joe Uyehara	LC
196-8	Randy Hayes	L
193-0	Alan Tegethoff	NHC
* 189-4	Gary Orndoff	SOOSC
* 180-1	Jim Carr	LC
** 179-2	Mike Clayton	EOOSC
** 179-0	John Elver	WOOSC
* 176-5	John Davenport	W
* 160-7	Owen James	GFC
* 154-10	Steve Huisenga	GFC

HIGH JUMP (6-2)

6-8½	Owen James	GFC
6-8	Bob Quiring	WOOSC
6-6 3/8	David Pullin	LC
6-6	Jon Gabriel	W
6-6	Darryl Weber	NHC
6-6	Scott Riggs	SOOSC
6-6	Tom Snook	EOOSC
6-5	Jim Livermore	L
6-4	Mike Kuehner	W
6-5	Jon Smit	F
6-3	Jack Giles	LC
6-2½	John Davenport	W
6-2	Kip Johnson	WOOSC
6-2	Andy Pierson	EOOSC
6-2	Brian Barkdull	GFC

27th ANNUAL
DISTRICT 2
TRACK & FIELD
CHAMPIONSHIPS



George Fox College
Newberg, Oregon

MAY 8-9, 1981

N.A.I.A. DISTRICT 2 TRACK & FIELD CHAMPIONSHIPS -- MAY 8-9, 1981 -- GOLCORD FIELD - NEWBERG, OREGON

DISCUS

<u>ENTRY</u>	<u>TEAM</u>	<u>1st</u>	<u>2nd</u>	<u>3rd</u>	<u>4th</u>	<u>5th</u>	<u>6th</u>
Martin Jaqua	L	156'5"	154'7"	148'1"	151'5"	152'9"	149'11"
Don Backman	W	--	129'9"	--	122'2"	--	134'9"
Mike Dotson	L	138'4"	139'7"	139'5"	141'7"	141'1"	--
Jeff Simon	EDSC	134'8"	140'0"	134'0"	147'2"	143'9"	140'3"
Jerry Outcalt	LGC	127'6"	128'0"	128'8"	--	131'3"	130'10"
Steve Butterfield	EDSC	133'0"	132'11"	135'4"	131'7"	--	139'3"
Paul Brown	SDSC	138'11"	134'7"	134'8"	131'2"	--	133'8"
John Brock	EDSC	131'9"	119'4"	--	--	129'9"	126'1"
Tom Rowen	NTC	124'7"	127'9"	126'3"			
Steve Huiwenga	GFC	120'4"	125'4"	119'5"			

EVENT RESULTS

	<u>Team</u>	<u>Distance</u>
1. Martin Jaqua	L	156'5"
2. Jeff Simon	EDSC	147'2"
3. Mike Dotson	L	141'7"
4. Steve Butterfield	EDSC	139'3"
5. Paul Brown	SDSC	138'11"
6. Don Backman	W	134'9"

N.A.I.A. DISTRICT 2 TRACK & FIELD CHAMPIONSHIPS -- MAY 8-9, 1981 -- COLCORD FIELD -- NEWBERG, OR

LONG JUMP

Entry	Team	1st	2nd	3rd	4th	5th	6th
FLIGHT I							
Greg Hansen	W	21'5½"	21'11"	22'13/4"	21'33/4"	21'9"	--
Bob Quiring	WOSC	21'10½"	21'4½"	21'9"	21'11½"	--	21'43/4"
Mark Lipke	W	21'0"	21'5"	21'13/4"	21'5"	21'7½"	21'103/4"
Thomas Ofori-Ansah	W	--	20'9½"	--	21'4"	--	20'4½"
Dave Pullin	L&C	21'0"	20'10"	21'1"	20'7½"	--	21'7½"

FLIGHT II

Mark Reynolds	GFC	20'9½"	20'6½"	20'93/4"	20'7"	21'½"	20'10"
Scott Riggs	SOSC	21'4½"	21'5"	21'8½"	22'1"	21'63/4"	22'1½"
Curt Goetsch	L	20'5½"	20'1"	19'93/4"			
Andy Pierson	SOSC	18'10"	18'10½"	18'11"			
Ray Wolverton	NNC	19'103/4"	20'103/4"	20'4½"	19'11½"	20'4½"	21'1"
Dave Beemer	P	--	--	18'103/4"			

EVENT RESULTS

SCHOOL

DISTANCE

1. Greg Hansen	W	22'1 3/4"
2. Scott Riggs	SOSC	22'1½"
3. Bob Quiring	WOSC	21'11½"
4. Mark Lipke	W	21'10 3/4"
5. Dave Pullin	L&C	21'7½"
6. Thomas Ofori-Ansah	W	21'4"

N.A.I.A. DISTRICT 2 TRACK & FIELD CHAMPIONSHIPS - MAY 8-9, 1981 - COLCORD FIELD - NEWBERG, OR

10,000 METER RUN

ENTRY	TEAM	TIME
1. Don Stearns	EOSC	30:25.3
2. Steve Taylor	LAC	31:55.6
3. Frank Knight	WOSC	33:18.7
4. Ken White	SOSC	33:23.3
5. Chuck Hildreth	SOSC	33:37.4
6. Fred Clair	SOSC	33:47.6
7. Duane Smiley	GFC	35:10.9
8.		
9.		
10.		
11.		
12.		
13.		
14.		
15.		

N.A.I.A. DISTRICT 2 TRACK & FIELD CHAMPIONSHIPS - MAY 8-9, 1981 - COLCORD FIELD - NEWBERG
OREGON

110 METER HIGH HURDLES

HEAT I RESULTS

1-Rick Frisk	GFC	14.8
2-Marc Gianneshi	L&C	15.2
3-Lynn Reed	L	15.8
4-Mark Kelly	WOSC	15.8
5-Jim Terry	EOSC	15.9

HEAT II RESULTS

1-Rip Johnson	WOSC	15.0
2-Mark Reynolds	GFC	15.6
3-Tim Snook	EOSC	16.2
4-John Davenport	W	16.4
5-Dan Cripps	SO3C	16.5

N.A.I.A. DISTRICT 2 TRACK & FIELD CHAMPIONSHIPS - MAY 8-9, 1981 - COLCORD FIELD - NEWBERG, OREGON

400 METER

HEAT I

<u>NAME</u>	<u>TEAM</u>	<u>TIME</u>
1-Greg Hansen	W	50.0
2-Tom VanWinkle	GFC	50.3
3-Morgan Cottle	SOSC	51.7
4-Guy Price	EOSC	52.0
5-Roger Houser	NNC	53.4

HEAT II

1-Dan Grubb	P	49.6
2-Rich Sears	L&C	51.7
3-Andrew Pierson	EOSC	52.6
4-Ryan Wardell	EOSC	54.1
5-Jim Dutoit	WOSC	54.2

N.A.I. DISTRICT 2 TRACK & FIELD CHAMPIONSHIPS - MAY 8-9, 1981 - COLCORD FIELD - NEWBERG, OREGON

100 METERS

<u>NAME</u>		<u>TEAM</u>	<u>TIME</u>
<u>HEAT I</u>			
David Freunds Schuh	1a	L	11.1
Darryl Winston	2a	NHC	11.2
Jon Goodman	3a	WOSC	11.2
Greg Lee		EOSC	11.4
Mark Darnedde	4b	W	11.5
Doug McClure	5b	SOSC	nt
<u>HEAT II</u>			
Kip Johnson	1b	WOSC	11.3
Tim Sherman	2b	GFC	11.3
Terry Hendrix	3b	SOSC	11.3
Eric Brown	4a	W	11.4
Brent Carbajal	5a	L&C	11.5
Tom Rowan		NHC	nt
<u>HEAT III</u>			
Lewis Byrd	1c	EOSC	11.3
Ker Parker	2c	NHC	11.6
Cas Schrunk	3c	WOSC	11.7
Don Pedersen	4c	W	11.7
Sam Benson	5c	SOSC	11.9
Dave Beemer		P	nt

A.I.A. DISTRICT 2 TRACK & FIELD CHAMPIONSHIPS - MAY 8-9, 1981 - COLCORD FIELD - NEWBERG, OREGON

200 METERS

Prelim

<u>NAME</u>	<u>TEAM</u>	<u>TIME</u>
HEAT I		
1-Darryl Winston	NNC	22.7
2-Dave Freundschaft	L	23.0
3-Brent Carbajal	L&C	23.4
4-Guy Price	EOSC	23.4
5-Jon Goodman	WOSC	23.4
6-Andrew Kirkland	P	dnf

HEAT II

1-Mark Reynolds	GFC	22.4
2-Sulayman Njie	NNC	22.7
3-Terry Hendrix	SOSC	23.0
4-Cas Schrunk	WOSC	23.4
5-Tom Rowen	NNC	23.4
6-Greg Lee	EOSC	24.4

HEAT III

1-Dan Grubb	P	22.3
2-Ken Parker	NNC	22.7
3-Tim Sherman	GFC	22.8
4-Lewis Byrd	EOSC	22.8
5-Scott Riggs	SOSC	23.0
6-Mark Dornedde	W	23.3

N.A.A. DISTRICT 2 TRACK & FIELD CHAMPIONSHIPS - MAY 8-9, 1981 - COLCORD FIELD - NEWBERG, OR

3000 METER STEMPLECHASE

ENTRY		TEAM	TIME
1.	Rich Recker (61)	LC	9:16.8
2.	Joe Cramer (119)	SOSC	9:24.9
3.	Tom Nist (57)	LC	9:30.7
4.	Brock Roberts (62)	LC	9:32.2
5.	Mark Brown (75)	L	9:43.8
6.	Tom Baumgartner (1)	EOSCq	9:47.3
7.	Ken White (139)	SOSC	10:20.4
8.			
9.			
10.			
11.			
12.			

200 METER SEMIFINAL

HEAT 1

1.	Dan Grubb	Pacific	22.4
2.	Sulayman Njie	NNC	22.6
3.	Terry Hendrix	SOSC	22.7
4.	Brent Carbajal	LC	22.7
5.	Guy Price	EOSC	22.8
6.	Ken Parker	NNC	23.0
7.	Scott Riggs	SOSC	23.3
8.	Jon Goodman	WOSC	23.2

HEAT 2

1.	Dave Freunds Schuh	L	22.6
2.	Mark Reynolds	GFC	22.7
3.	Daryl Winston	NNC	22.8
4.	Tim Sherman	GFC	23.0
5.	Lewis Byrd	EOSC	23.0
6.	Cas Schrank	WOSC	23.3
7.	Tom Rowen	NNC	23.8

A.I.A. DISTRICT 2 TRACK & FIELD CHAMPIONSHIPS - MAY 8-9, 1981 - COLCORD FIELD - NEWBERG, OREGON

TEAM SCORE MAY 8, 1981

LEWIS & CLARK	48
SOUTHERN OREGON	35
WILLAMETTE	32
EASTERN OREGON	25
LINFIELD	18
WESTERN OREGON	18
NORTHWEST NAZARENE	8
GFC	2
PACIFIC	0

27th ANNUAL
DISTRICT 2
TRACK & FIELD
CHAMPIONSHIPS



George Fox College
Newberg, Oregon

MAY 8-9, 1981

NATA DISTRICT II CHAMPIONSHIPS

May 8, 9, 1981

WINFIELD	LEWIS & CLARK	WILLIAMETTE	SOSC	WNC	WOSC	GPC	POSC	PACIFIC
Manhattan - Deception -	8 10 40	6 10 40	10 40	4 4	6 4	10 40	10 40	
10000	2/26	0/16	6/17	0/8	6/12	0/2	11/12	0/0
DISC 16/16	0/26	1/17	2/19	0/8	0/12	0/2	12/24	0/0
LJ 0/16	2/28	15/32	8/27	0/8	6/18	0/2	0/24	0/0
STEEP 2/18	20/68	0/32	8/35	0/8	0/18	0/2	1/25	0/0
R 16/34	4/52	0/32	1/36	0/8	0/18	10/12	0/25	0/0
400R 10/44	0/52	12/33	0/36	6/14	14/19	8/20	4/29	0/0
SHOT 0/44	5/57	16/49	0/36	0/14	0/19	0/20	10/39	0/0
EH 0/44	8/65	0/49	0/36	0/14	5/24	16/36	2/41	0/0
1500 1/45	0/65	6/55	12/48	2/16	0/24	10/46	0/41	0/0
W 0/45	20/85	0/55	0/48	0/16	0/36	1/47	10/51	0/0
400 0/45	4/89	10/65	2/50	0/16	0/34	6/53	1/52	0/0
100 10/55	0/89	0/65	14/31	6/22	14/26	4/57	6/60	0/8
600 4/59	1/90	2/67	0/54	10/32	0/26	14/71	0/60	0/8
400R 0/59	4/94	10/77	1/52	0/32	0/26	10/81	6/66	0/8
JAV 1/60	18/112	6/83	4/50	2/34	0/26	0/81	0/66	0/8
200 10/70	0/112	0/83.5	1/57	14/48	0/26	6/87	0/66	0/8
10 0/70	10/112 122	8/91	0/57	12/60	1/26 27	0/87	0/66	0/8
5000 0/70	10/122 132	11/102	0/57	0/60	0/26 27	0/87	10/76	0/8
4X400 10/80	4/126 136	8/110	0/57	2/62	0/26 27	6/93	1/77	0/8
HJ 8/88	4/130 140	2/116 122	0/57	0/62	6/22 33	10/102	1/78	0/8
PV 8/96	0/130 140	10/124 122	4/61	1/63	0/22 33	6/109	0/78	2/10
	140	122 12						
								33

see disk

A.A. DISTRICT 2 TRACK & FIELD CHAMPIONSHIPS - MAY 8-9, 1981 - CCLCORD FIELD - NEWBERG, OREGON

MARATHON

1.	Bill Pewin	SOSC	2:31.50	7
2.	Bob Jones	LC	2:38.12	19
3.	Mike Shinn	WU	2:43.32	38
4.	Chet Brown	NNC	2:46.44	55
5.	Jack Winter	GFC	2:46.55	56
6.	Larry Wilbur	EOSC	2:47.27	64

Non-scorers

7.	Paul Mattson	LC	2:52.52	108
8.	Don Stearns	EOSC	2:54.33	115
9.	John Keerfoot	EOSC	3:05.05	227
10.	Fred Clair	EOSC	3:15.23	354
11.	Jesse Gloria	EOSC	3:22.23	444
12.	Matt Wells	P	DNF	

1981 N.A.I.A. DISTRICT 2 DECATHLON CHAMPIONSHIP -- APRIL 20-21, 1981 -- CRISWOLD STADIUM, LEWIS & CLARK COLLEGE

	100 Meters	Long Jump	Shot Put	High Jump	400 Meters	110 Hurdles	Discus	Pole Vault	Javelin	1500 Meters	Final Score
David Pullin Lewis & Clark	t/d m p	11.3 21-1½ 6.44 701	35-4¾ 10.79 317	6-6¾ 1.99 549	50.4 788	15.6 787	95.3 29.04 452	12-5¾ 3.80 729	175-8 53.56 680	4:27.6 606	6,867
Greg Hansen Williamette	t/d m p	11.1 21-8¾ 6.61 738	33-1½ 10.09 467	5-9¾ 1.76 643	49.4 833	16.8 676	104-7 31.88 516	14-0¾ 4.27 876	157-9 48.11 607	4:42.3 511	6,647
Kip Johnson OCE	t/d m p	12.0 20-0¾ 6.10 626	43-1½ 13.14 574	5-11½ 1.81 689	51.2 753	15.2 827	119-3 36.36 612	9-11½ 3.03 537	145-9 44.48 556	4:41.1 518	6,596
David Saranto MNC	t/d m p	11.5 19-4 5.91 584	38-2½ 12.04 575	5-11 1.81 689	55.8 573	17.3 637	131-8 40.14 688	13-0 3.56 796	170-8 52.04 660	5:00.0 408	6,227
John Davenport Williamette	t/d m p	11.5 20-10 5.35 682	38-11¾ 11.88 591	6-2 1.88 751	53.0 679	16.4 712	103-9 31.62 510	9-5½ 2.88 492	176-5 53.80 683	4:53.9 442	6,229
Sam Benson BOC	t/d m p	11.4 19-6½ 5.65 526	32-9¾ 10.00 460	5-5 1.65 540	59.0 679	17.0 597	102-10 33.48 531	12-5¾ 4.11 635	145-8 44.28 554	4:52.8 634	6,086
Scott Riggs BOC	t/d m p	11.5 20-8¾ 6.32 675	28-10¾ 8.80 370	6-2 1.88 751	53.2 671	16.0 748	71-1 21.68 269	11-0 3.35 630	135-2 41.20 509	4:54.3 440	5,750
Tom Snook BOC	t/d m p	11.9 18-6 5.84 523	31-8¾ 9.00 435	6-2 1.68 751	53.6 655	16.1 739	98-5 30.00 474	10-5¾ 3.19 584	120-5 36.70 440	4:55.1 455	5,637
Bous McClure BOC	t/d m p	11.6 20-3½ 6.18 644	28-0¾ 11.59 572	5-5 1.65 540	54.8 610	17.6 613	111-0 33.84 559	10-5¾ 3.19 584	137-7 41.02 506	5:13.0 336	5,629

N.A.A.A. DISTRICT 2 TRACK & FIELD CHAMPIONSHIPS · MAY 8-9, 1981 · (CLUB AND PUBLIC) - NEWBERRY, ILL.

HAMMER

<u>COUNTRY</u>	<u>TEAM</u>	<u>1st</u>	<u>2nd</u>	<u>3rd</u>	<u>4th</u>	<u>5th</u>	<u>6th</u>
Steve Curtis	GFC	137'9"	131'10"	146'5"	140'0"	---	---
Mike Dotson	L	146'10"	---	---	151'3"	151'1"	---
Dennis Earnshaw	L&C	142'4"	---	---	---	---	134'10"
Greg Caster	L	137'4"	---	143'11"	140'6"	133'7"	140'3"
Martin Jaqua	L	127'3"	---	132'7"	---	135'10"	139'2"
Jim Tipler	SOSC	---	131'0"	135'0"	---	135'0"	138'5"
Jeff Simon	WOSC	---	131'11"	127'7"	---	---	135'10"
Nolan Smith	GFC	---	134'8"	---	127'3"	135'7"	131'4"

EVENT RESULTS

Team

Distance

1. Steve Curtis	GFC	137'9"
2. Mike Dotson	L	151'9"
3. Greg Caster	L	143'11"
4. Dennis Earnshaw	L&C	142'4"
5. Martin Jaqua	L	139'2"
6. Jim Tipler	SOSC	138'5"

N.A.I.A. DISTRICT 2 TRACK & FIELD CHAMPIONSHIPS -- MAY 8-9, 1981 -- COLCORD FIELD -- NEWBERG, OR

10,000 METER WALK

ENTRY		TEAM	TIME
1.	Sam Shick	LC	46:46.5
2.	John Kerfoot	EOSC	51:03.3
3	Brad Jacobs	LC	52:55.5
4	Charlie Hair	LC	55:25.0
5	John Burke	EOSC	57:00.5
6	Duane Smiley	GFC	62:03.5
	Ken White	SOSC	65:47.2

OHIO A.A.A. DISTRICT TRACK & FIELD CHAMPIONSHIPS - MAY 8-9, 1981 - COLCORN FIELD - NEWBERG, OH

POLE VAULT

ENTRY	TEAM	12-0	12-6	13-0	13-6	14-0	14-6	14-11	15-0
Kent Kennedy	P	X	X	X	OX				
Mr. Hopkins	LG	---	000						
Brant Heydel	GFC	---	00X	X	00	000			
Wade Yates	SOSC	00X	000						
Sam Gabriel	W	---	0X	000					
Leonard Branson	WOSC	0X	---	000	---				
Dave Saranto	NHC	---	---	0X	---	000			
Sam Benson	SOSC	---	---	0X	00X	000			
Kyle Tarpenning	L	---	---	---	00	0X	00X	---	000
Greg Hansen	W	---	---	---	---	X	0X	---	0
Kevin Leader	WOSC	---	---	---	000				

WOMEN'S RESULTS

1. Greg Hansen	W	14-6
2. Kyle Tarpenning	L	14-6
3. Brant Heydel	GFC	13-6
Sam Benson	SOSC	13-6
Kent Kennedy	P	13-6
Dave Saranto	NHC	13-0

N.A.I.A. DISTRICT 2 TRACK & FIELD CHAMPIONSHIPS - MAY 8-9, 1981 -- CONCORD FIELD - NEWBERG, CA

JAVELIN

<u>ENTRY</u>	<u>TEAM</u>	<u>1st</u>	<u>2nd</u>	<u>3rd</u>	<u>4th</u>	<u>5th</u>	<u>6th</u>
FLIGHT I							
Todd Lovell	L&C	234'	219'1"	223'2"	221'	--	211'1"
Paul Brown	SOSC	199'	199'6"	185'5"	184'8"	181'2"	189'6"
Matt Overholt	W	193'8"	196'11"	--	--	200'11"	198'3"
Joe Uyshara	L&C	198'5"	183'8"	200'7"	--	177'4"	201'9"
Randy Hayes	L	173'11"	175'5"	189'2"	173'10"	166'6"	174'8"

FLIGHT III

Alan Tegethoff	NNC	167'10"	188'1"	190'4"	182'6"	163'7"	--
Gary Orndoff	SOSC	--	--	--	--	--	--
Jim Corr	L&C	149'7"	172'6"	159'7"	--	--	163'6"
Mike Clayton	BOSC	--	--	136'8"	--	--	--
John Elder	WOSC	182'5"	--	165'2"	161'6"	--	187'11"

EVENT RESULTS

SCHOOL

DISTANCE

1. Todd Lovell
2. Joe Uyshara
3. Matt Overholt
4. Paul Brown
5. Alan Tegethoff
6. Randy Hayes

- L&C
L&C
W
SOSC
NNC
L

- 234'0"
201'9"
200'11"
199'6"
190'4"
189'2"

N.A.I.A. DISTRICT 2 TRACK & FIELD CHAMPIONSHIPS - MAY 8-9, 1981 - COLCORD FIELD - NEWBERG, OR

SHOT PUT

<u>Entry</u>	<u>Team</u>	<u>1st</u>	<u>2nd</u>	<u>3rd</u>	<u>4th</u>	<u>5th</u>	<u>6th</u>
FLIGHT I							
Jeff Simon	EOSC	51'0"	52'4"	49'9"	50'3"	49'10"	51'4½"
Brian Bean	W	---	51'7"	48'½"	---	---	---
Don Backman	W	49'5"	---	---	49'7½"	50'5"	---
Kerry Fagerberg	L&C	47'10"	47'5"	47'7"	47'7"	---	48'3"
Mike Dotson	L	46'4"	46'4½"	46'3"	---	---	---

FLIGHT II

Todd Goergan	W	45'	46'	48'2"	44'2"	45'	46'
Chris Friday	L&C	47'4"	46'9½"	46'2"	---	46'5"	46'7"
Martin Jaqua	L	---	---	45'8½"	44'6"	---	---
Marvin Morser	EOSC	---	45'	43'8"			
Roland Johnson	WOSC	---	---	39'2"			

EVENT RESULTS

SCHOOL

DISTANCE

1. Jeff Simon	EOSC	52'4"
2. Brian Bean	W	51'7"
3. Don Backman	W	50'5"
4. Kerry Fagerberg	L&C	48'3"
5. Todd Goergan	W	48'2"
6. Chris Friday	L&C	47'4"

N.A.I.A. DISTRICT 2 TRACK & FIELD CHAMPIONSHIPS - MAY 8-9, 1981 - CONCORD FIELD - NEWBERG, OR

		<u>HIGH JUMP</u>							
<u>Entry</u>	<u>Team</u>	6-0	6-2	6-4	6-6	6-7	6-8	6-9	6-10
		6-1½	6-3½	6-5½	6-7½	6-8½	6-9½	6-10½	6-11½
Rick Ward	EOSC	X	OX	OOX	OOO				
Brian Barndull	GFC	OX	OOO						
Andy Pierson	EOSC	OOO							
Kip Johnson	WOSC	---	---	OOO					
John Davenport	W	X	OOO						
Rick Vincent	WOSC	---	---	---	OOO				
Jack Giles	L&C	OOO							
Jon Smit	P	OOO							
Jim Livermore	L	X	X	X	OX	OOX	X	OOO	
Tom Snook	EOSC	X	X	OOX	OOO				
Scott Riggs	SOSC	X	OOO						
Darryl Weber	NNC	---OX	OX	OOX	OOO				
Jon Gabriel	W	---	OX	X	OOO				
David Pullin	L&C	---	X	X	OOX	OOO			
Bob Quiring	WOSC	---	---	X	X	OOX	OOO		
Owen James	GFC	---	---	X	X	X	X	OX	OOO

<u>EVENT RESULTS</u>	<u>SCHOOL</u>	<u>HEIGHT</u>
1. Owen James	GFC	6'9"
2. Jim Livermore	L	6'8"
3. Bob Quiring	WOSC	6'7"
4. Dave Pullin	L&C	6'6"
5. Jon Gabriel	W	6'4"
6. Tom Snook	EOSC	6'4"

N.A.I.A. DISTRICT 2 TRACK & FIELD CHAMPIONSHIPS -- MAY 8-9, 1981 -- COLCORD FIELD -- NEWBERG, OR

TRIPLE JUMP

Entry	Team	1st	2nd	3rd	4th	5th	6th
FLIGHT I							
Sherman Wafyr	NMC	---	46' 4½"	---	---	---	---
David Pullin	L&C	45' 3½"	---	---	46' 4½"	46' 5½"	46' 13/4"
Eric Brown	W	---	---	43' 3/4"	45' 0"	---	44' 73/4"
Thomas Ofori-Ansah	W	42' 4½"	44' 6½"	43' ½"	43' 4½"	43' 11¼"	43' 10¼"
Mark Lipke	W	---	42' 7½"	41' 3¼"	---	43' 10¼"	43' 2"

FLIGHT II							
Nolan Smith	GPC	43' 2"	42' 9½"	---	---	40' 113/4"	41' 2"
Ray Wolverton	NMC	43' 10½"	---	42' 11¼"	44' 11¼"	43' 7½"	44' 33/4"
Mark Gary	L&C	---	---	42' 0"	---	---	---
Scott Riggs	WOSC	41' 11½"	---	42' 6½"	---	---	---
Mark Walker	WOSC	44' 2½"	---	---	---	43' 4½"	---
Rick Ward	WOSC	---	---	---	---	---	---

WIND RESULTS

SCHOOL

DISTANCE

David Pullin	L&C	46' 5½"
Sherman Wafyr	NMC	46' 4½"
Eric Brown	W	45' 0"
Ray Wolverton	NMC	44' 11¼"
Thomas Ofori-Ansah	W	44' 6½"
Mark Walker	WOSC	44' 2½"

O.A.A. DISTRICT 2 TRACK & FIELD CHAMPIONSHIPS - MAY 8-9, 1981 - GOLDCORD FIELD - NEWBERG, OR

400 METER RELAY

	Time	Relay Members
1. Linfield	42.5	Lynn Reed, Andre Pruitt, Randy Drake, Dave Freundschuh
2. George Fox	42.8	Rick Frisk, Mark Reynolds, Tim Sherman, Tom VanWinkle
3. NNC	43.1	
4. EOSC	43.3	
5. Willamette	43.8	
6. WOSC	43.8	
7. Lewis & Clark	44.0	
8. SOSC	44.5	

Wichita DISTRICT 2 TRACK & FIELD CHAMPIONS (7th - MAY 8-9, 1981) - KILCORN FIELD - WICHITA

1200 METERS

Entry	Team	Time
1. Wendell Gato	GPC	3:57.4
2. Joe Granger	SOSS	3:59.0
3. Eric Groenendaal	W	4:00.0
4. Mike Davis	SOSS	4:01.2
5. Dave Smith	ENC	4:01.5
6. John Kline	W	4:03.1
7. Kevin Murphy	WOSC	4:06.0
8. Kevin O'Connor	W	4:07.0
9.		
10.		
11.		
12.		

N.A.A. DISTRICT 2 TRACK & FIELD CHAMPIONSHIPS - MAY 8-9, 1981 - COLCORD FIELD - NEWBERG, OREGON

110 HIGH HURDLES
FINAL

NAME	SCHOOL	TIME
Rock Frick	GFC	14.6
Marc Sinneschi	LC	14.9
3 Mark Reynolds	GFC	14.9
Kip Johnson	WOSC	15.1
Tom Snook	EOSC	15.4
Mark Kelly	WOSC	15.6
Lynn Reed	L	16.0
John Davenport	W	16.0

N.A.I.A. DISTRICT 2 TRACK & FIELD CHAMPIONSHIPS - MAY 8-9, 1981 - COLCORD FIELD - SEWBERG, COLORADO

400 METER

<u>NAME</u>	<u>SCHOOL</u>	<u>TIME</u>
1-Greg Hansen	W	49.3
2-Dan Grubb	P	49.6
3-Tom VanWinkle	GFC	50.3
4-Rich Sears	LEC	51.2
5-Morgan Cottle	SCSC	51.3
6-Guy Price	EOSC	52.2
7-Ryan Wardell	EOSC	52.3
8-Andrew Pierson	EOSC	53.4

I.A.A. DISTRICT 2 TRACK & FIELD CHAMPIONSHIPS - MAY 8-9, 1981 - COLCORD FIELD - NEWBERG, OREGON

100 METER SEMI-FINALS

HEAT 1

Name	School	Time
David Freunds Schuh	L	11.0
Darryl Winston	NNC	11.0
Tim Sherman	GFC	11.1
Terry Hendricks	SOSC	11.1
Brent Carbajal	LC	11.1
Cas Schrunk	WOSC	11.2
Don Pederson	W	11.3
Sam Benson	SOSC	11.7

HEAT 2

Name	School	Time
Lewis Byrd	EOSC	10.9
Jon Goodman	WOSC	11.0
Kip Johnson	WOSC	11.1
Eric Brown	W	11.1
Greg Lee	EOSC	11.3
Ken Parker	NNC	11.3
Mark Darnedde	W	11.6

NIAA DISTRICT 2 TRACK & FIELD CHAMPIONSHIPS - MAY 8-9, 1981 - HOLCORD FIELD - NEWBERG, OREGON

200 METERS

100 METER FINAL

	NAME	SCHOOL	TIME
1.	Dave Freundschein	L	10.6
2.	Lewis Byrd	EOSC	10.9
3.	Darryl Winston	NNC	10.9
4.	Tim Sherman	GEC	11.0
5.	Jon Goodman	WOSC	11.0
6.	Terry Hendrix	SOSC	11.0
7.	Eric Brown	W	11.3
8.	Kip Johnson	WOSC	11.3

N.A.A. DISTRICT 2 TRACK & FIELD CHAMPIONSHIPS - MAY 8-9, 1981 - COLCORD FIELD - NEWBERG, OREGON

800 METERS

NAME	SCHOOL	TIME
1. Shane Miller	NNC	1:55.3
2. Wendell Otto	GFC	1:56.0
3. Keith Pearson	GFC	1:56.0
4. John Kraus	L	1:56.3
5. David Johnson	W	1:56.5
6. Jon Hensley	LC	1:57.8
7. Bob Boyd	WOSC	1:59.0
8. Tom Williams	P	2:03.6

.A. I.A. DISTRICT 2 TRACK & FIELD CHAMPIONSHIPS - MAY 8-9, 1981 - COLCORD FIELD - NEWBERG, OREGON

400 METERS INTERMEDIATE HURDLES

FINAL

	NAME	SCHOOL	TIME
1.	Rich Frisk	GFC	53.0
2.	Eric Brown	W	54.7
3.	Jim Terry	EOSC	55.3
4.	Marc Glineshci	LC	55.7
5.	Don Pedersen	W	57.0
6.	Dan Gidaps	SOSC	57.9
7.	Mark Kelly	WOSC	58.3

W.A.L.A. DISTRICT 2 TRACK FIELD CHAMPIONSHIP - MAY 8-9, 1987 -- COLCORD FIELD NEWBERG.

200

final

<u>NAME</u>	<u>TEAM</u>	<u>TIME</u>
1-Dave Freundscheuh		21.9
2-Sulayman Njie	NNC	22.2
3-Darryl Winston	NNC	22.4
4-Mark Reynolds	GFC	22.5
5-Tim Sherman	GFC	22.5
6-Terry Hendrix	BOSC	22.5
7-Brent Carbajal	L&C	23.0
8-Dan Grubb	P	23.0

N.A.I.A. DISTRICT 2 TRACK & FIELD CHAMPIONSHIPS - MAY 8-9, 1981 - COLCORD FIELD - NEWBERG, OR

5 KILOMETER

	NAME	SCHOOL	TIME
1.	Don Stearns	EOSC	14:33.3
2.	David Fleming	W	14:59.1
3.	Rich Recker	LC	15:14.9
4.	Tom Nist	LC	15:20.8
5.	Rich Groenendaal	W	15:26.7
6.	Mark Holmlund	W	15:28.7
7.	Tom Baumgartner	EOSC	15:38.3
8.	Brock Roberts	LC	15:46.0

1600 METER RELAY

1. Linfield	3:22.7
2. Willamette	3:22.7
3. George Fox	3:22.9
4. Lewis & Clark	3:25.2
5. Northwest Nazarene	3:27.7
6. Eastern Oregon	3:28.7
7. Southern Oregon	3:32.3
8. Western Oregon	3:38.0
9.	
10.	
11.	
12.	

Keep 5 alive

Date 5-8-81

6-0 6-2 6-4 6-6 6-7 6-8 6-9 6-10³ 6-11 7-0

2
4
3
19
02
73
50
13
4
9
54
25
25
59
54
32

Boh Fennell
Pam Wood
Field Judges
Official Scorer

Key: - = Did not jump, 0 = Failed, X = Cleared

500		#1	#2	#3	#4
W. O TIO	LOCK				
	SPLIT	1'01.83	1'04.30	1'05.69	45.35
	LOCK				352.10
	SPLIT	61.8	64.3	65.7	
	LOCK				
	SPLIT				

LANE
3
4

400 Hurdles		#1	#2	#3	#4
M. REYNOLDS	LOCK	7.21	14.9		
R. FRISK	LOCK	7.27	14.6		

LANE
3

100		#1	#2	#3	#4
T. VAN WINKLE	LOCK				
	SPLIT	29.44	28.97	30.3	
	LOCK				
	SPLIT				
	LOCK				
	SPLIT				

FINAL

100		#1	#2	#3	#4
T. SHERMAN	LOCK	5.9	11.0		
	LOCK			5.79	11.0

FINAL LINE

2

300		#1	#2	#3	#4
W. O TIO	LOCK				
	SPLIT	28.65	29.07	28.70	29.49
	LOCK				1:56.0
	SPLIT	28.26	57.39	1:26.29	1:56.00
	LOCK				1:56.0
	SPLIT				

6

400 Hurdles

400		#1	#2	#3	#4
RICK FRISK	LOCK				
	SPLIT	9.56	13.75	25.35	28.75
	LOCK				53.0
	SPLIT				
	LOCK				
	SPLIT				

200M		#1	#2	#3	#4	#5
1	T. SHERMAN	CLOCK				
		SPLIT	11.4	22.5		
		CLOCK				
60	M. REYNOLDS	CLOCK				
		SPLIT		22.7		
		CLOCK				

500M		#1	#2	#3	#4	#5	#6	#7	#8
		CLOCK							
		SPLIT							
		CLOCK							
		SPLIT							
		CLOCK							
		SPLIT							
		CLOCK							
		SPLIT							
		CLOCK							
		SPLIT							
		CLOCK							
		SPLIT							

1600M REPEAT		#1	#2	#3	#4
A		CLOCK			
		SPLIT	51.19	52.26	2:33.61
		CLOCK			
B		CLOCK			
		SPLIT			
		CLOCK			

50.1

49.3

51.2
52.3
1:43.5

2:33.6
1:43.5
50.1

3:22.9
2:33.6
49.3

DISTRICT 2 Championships

T-1

1981

FRIDAY

May 8, 1981

GEORGE FOX COLLEGE TRACK

STREETWASH	#1	#2	#3	#4	#5	#6	#7	#8
CLOCK								
LAP								
CLOCK								
LAP								
CLOCK								
LAP								

10,000 M	#1	#2	#3	#4	#5	#6	#7	#8
CLOCK								
LAP								
CLOCK								
LAP								
CLOCK								
LAP								
	#9	#10	#11	#12	#13	#14	#15	#16
CLOCK								
LAP								
CLOCK								
LAP								
CLOCK								
LAP								
	#17	#18	#19	#20	#21	#22	#23	#24
CLOCK								
LAP								
CLOCK								
LAP								
CLOCK								
LAP								

400M RELAY	#1	#2	#3	#4
CLOCK				
SPLIT				
CLOCK				
SPLIT				

1500	#1	#2	#3	#4
CLOCK				
SPLIT				
CLOCK				
SPLIT				
CLOCK				
SPLIT				

5th Hurdle split

ANE
8
3

110.11 T.H. DAVIS	CLOCK	7.31	14.8	
R. FRISK				
M. REYNOLDS		7.49	15.6	

ANE
3

1000	#1	#2	#3	#4
CLOCK				
T. VAN WINKLE				
SPLIT	22.54	27.78	50.34	
CLOCK				
SPLIT				
CLOCK				
SPLIT				

ANE
4
3

30	CLOCK	6.18	11.3	
Tim SHERMAN				

3000	#1	#2	#3	#4
CLOCK				
SPLIT				
CLOCK				
SPLIT				
CLOCK				
SPLIT				

400M H.H.
113 R. FRISK

400	#1	#2	#3	#4
CLOCK				
SPLIT				
CLOCK				
SPLIT				
CLOCK				
SPLIT				

ID 2007		#1	#2	Semi Finals		#2
M. Reynolds				M. Reynolds		11.33
I 4 Tim Storm		11.38	11.34	T. SHEPMAN		11.38
SPLIT						
SPLIT		11.32				

ENIGMA	#1	#2	#3	#4	#5	#6	#7	#8
CLOCK								
SPLIT								
CLOCK								
SPLIT								
CLOCK								
SPLIT								
CLOCK								
SPLIT								
CLOCK								
SPLIT								
CLOCK								
SPLIT								
CLOCK								
SPLIT								

1000M DELAY	#1	#2	#3	#4
CLOCK				
SPLIT				
CLOCK				
SPLIT				

HEAT & FLIGHT SHEETS

DISCUS

1st Flight

NAME	SCHOOL	NUMBER
Martin Jaqua	L	82
Don Backman	W	189
Mike Dotson	L	75
Jeff Simon	ROSC	18
Jerry Outcalt	LC	38

what event order do we type
coaches heat & fl sheets?

1cc sa team (W+M) 17
(1 on 11g window) → Post 2
extra 5
24 cfp

Results

finals 30 x 2 das = 60

2nd Flight

NAME	SCHOOL	NUMBER
Steve Butterfield	ROSC	4
Paul Brown	ROSC	116
John Brock	ROSC	144
Tom Rayan	RWC	100
Steve Hulseaga	GFC	31

N.A.I.A. DISTRICT 2 TRACK & FIELD CHAMPIONSHIPS - MAY 8-9-, 1981 - COLCORD FIELD - NEWBERG, OREGON

HEAT & FLIGHT SHEETS
LONG JUMP

FLIGHT #1

<u>Entry</u>	<u>School</u>	<u>Number</u>
Greg Hansen	W	169
Rob Quiring	WOSC	154
Mark Lipke	W	175
Thomas Ofori-Ansah	W	177
Dave Pullin	LC	59

FLIGHT #2

<u>Entry</u>	<u>School</u>	<u>Number</u>
Mark Reynolds	GPC	36
Scott Riggs	SOBC	134
Curt Goetsch	L	80
Andi Pierson	ROSC	13
Ray Wolverton	NNC	107
Dave Roemer	P	108

N.A.A.T.A. DISTRICT 2 TRACK & FIELD CHAMPIONSHIPS - MAY 8-9-, 1961 - COLCORD FIELD - NEWBERG, OREG

HEAT & FLIGHT SHEETS
10, 000 METER

<u>LANE</u>	<u>NAME</u>	<u>SCHOOL</u>	<u>NUMBER</u>
1	Chuck Hildreth	SOSC	128
2	Frank Knight	WOSC	152
3	Don Stearns	WOSC	20
4	Pat Williams	W	181
5	Steve Taylor	LGC	67
6	Fred Clair	WOSC	6
7	Duane Smiley	GFC	39
8	Ken White	SOSC	139

N.A.A.I.A. DISTRICT 2 TRACK & FIELD CHAMPIONSHIPS - MAY 8-9, 1981 - COLCORD FIELD - NEWBERG, OREGON

HEAT & FLIGHT SHEETS
110 METER HIGH HURDLES

(4 advance to finals)

HEAT 1

Lane	Name	School	Number
2	Mark Kelly	WOSC	151
3	Rick Friek	GFC	3
4	Lynn Reed	L	88
5	Marc Gianneshi	LC	49
6	Jin Terry	BOSC	21

HEAT 2

Lane	Name	School	Number
2	Man Cripps	BOSC	120
3	Mark Reynolds	BNC	36
4	Tim Sacok	WOSC	19
5	Kip Johnson	WOSC	149
6	John Davenport	W	162

HEAT & FLIGHT SHEETS

400 METERS
(advance 4 to finals)

Heat 1

Lane	Name	School	Number
3	Tom VanWinkle	GFC	41
4	Greg Hansen	W	169
5	Guy Price	EOSC	15
6	Morgan Cottle	SOSC	118
7	Roger Hansen	NNC	96

Heat 2

Lane	Name	School	Number
2	Jim Dutoit	WOSC	146
3	Robert Conradt	SOSC	117
4	Ryan Wardell	EOSC	23
5	Rich Sears	LC	64
6	Andrew Pierson	EOSC	13
7	Dan Grubb	P	110

N.A.I.A. DISTRICT 2 TRACK & FIELD CHAMPIONSHIPS - MAY 8-9, 1981 - COLCORD FIELD - NEWBERG, OREGON

HEAT & FLIGHT SHEETS
100 METERS

(5 advance to semi-finals)

HEAT 1

Lane	Name	School	Number
2	Mark Bernedde	W	163
3	Breg Lee	EOSC	11
4	Jon Goodman	WOSC	148
5	Darryl Winston	NNC	106
6	David Freundschaft	L	78
7	Doug McClure	SOSC	129

HEAT 2

Lane	Name	School	Number
2	Terry Hendrix	SOSC	126
3	Eric Brown	W	161
4	Kip Johnson	WOSC	149
5	Tim Sherman	GFC	38
6	Tom Rowan	NNC	100
7	Brent Carbajal	LC	43

HEAT # 3

Lane	Name	School	Number
2	Lewis Byrd	EOSC	5
3	Don Pedersen	W	179
4	Sam Benson	SOSC	115
5	Dave Beemer	P	108
6	Cas Schunk	WOSC	156
7	Ken Parker	NNC	99

HEAT & FLIGHT SHEETS
200 METERS

HEAT I

<u>LANE</u>	<u>NAME</u>	<u>SCHOOL</u>	<u>NUMBER</u>
2	Brent Carbajal	L&C	43
3	Andrew Kirkland	P	112
4	Dave Freunds Schuh	L	78
5	Guy Price	EOSC	15
6	Darryl Winston	NNC	106
7	Jon Goodman	WOSC	148

HEAT II

2	Tom Rowen	NNC	100
3	Terry Hendrix	SOSC	126
4	Greg Lee	EOSC	11
5	Mark Reynolds	GFC	36
6	Sulayman Njie	NNC	98
7	Ces Schunk	WOSC	156

HEAT III

2	Lewis Byrd	EOSC	5
3	Ken Parker	NNC	99
4	Tim Sherman	GFC	38
5	Mark Darnedde	W	165
6	Dan Grubb	P	110
7	Scott Riggs	SOSC	134

CLATSOP DISTRICT 2 TRACK & FIELD CHAMPIONSHIPS - MAY 8-9, 1981 - COLCORD FIELD - NEWBERG, OREGON

HEAT & FLIGHT SHEETS

3000 METER STEEPLECHASE

Final

<u>NAME</u>	<u>SCHOOL</u>	<u>NUMBER</u>	<u>Lane</u>
Brock Roberts	L&C	62	1
Joe Gramer	SOSC	119	2
Tom Nist	L&C	57	3
Tom Baumgartner	EOSC	1	4
Ken White	SOSC	139	5
Rich Recker	L&C	61	6
Mark Holmlund	W	171	7
Mark Brown		73	8

2-12

10-11 85 /

K.A.I.A. DISTRICT 2 TRACK & FIELD CHAMPIONSHIPS / - MAY 8-9, 1981 / - COLCORD FIELD - NEWBERG, OR /

HAMMER THROW - FINAL

<u>NUMBER</u>	<u>NAME</u>	<u>SCHOOL</u>
26	Steve Curtis	EFC
75	Mike Dotson	L
45	Dennis Earnshaw	LC
74	Greg Caster	L
82	Martin Jaqua	L
137	Jim Tipler	SOSC
18	Jeff Simon	KOSC
40	Nolan Smith	GFC

N.A.I.A. DISTRICT 2 TRACK & FIELD CHAMPIONSHIPS - MAY 8-9, 1981 - COLCORD FIELD - NEWBERG, OR

HEAT & FLIGHT SHEETS

10,000 M WALK (final)

<u>LANE</u>	<u>LANE</u>	<u>NAME</u>	<u>SCHOOL</u>	<u>NUMBER</u>
	1	Bill Pewen	SOSC	133
	2	Brad Jacobs	LC	54
	3	Sam Shick	LC	66
	4	Charlie Hart	LC	51
	5	Ken White	SOSC	139
	6	Duane Smiley	GFC	39
	7	John Burke	EOSC	3
	8	Chuck Hildreth	SOSC	123
	9	John Kerfoot	EOSC	10

N.E.I.A. DISTRICT 2 TRACK & FIELD CHAMPIONSHIPS -- MAY 8-9, 1961 -- COLLEGE FIELD - MEMBERS, 2ND

WIGHT & HEAT STUDIES

POLE VADLE

5 alive

<u>NUMBER</u>	<u>NAME</u>	<u>SCHOOL</u>
111	Kenn Kennedy	P
58	Re Hopkins	LAC
30	Brent Haydel	W
140	Wade Yates	WOSC
165	Jon Gabriel	W
145	Leonard Branson	WOSC
102	Dave Saronke	WNC
115	Sam Branson	WOSC
92	Kyle Tarpomling	L
169	Greg Hansen	W
153	Kevin Lader	WOSC

I.A. DISTRICT 2 TRACK & FIELD CHAMPIONSHIPS - MAY 8-9, 1981 - COLCORD FIELD - NEWBERG, OREGON

FLIGHT & HEAT SHEET

JAVELIN

<u>NAME</u>	<u>TEAM</u>	<u>NUMBER</u>
-------------	-------------	---------------

FLIGHT I

Todd Lovell	L&C	56
Paul Brown	SOSC	116
Matt Overholt	W	178
Joe Uyshara	L&C	68
Randy Hayes	L	81

FLIGHT II

Alan Tegethoff	NMC	103
Gary Orndoff	SOSC	132
Min Corr	L&C	44
Eike Clayton	EOSC	7
John Elder	WOSC	147

N.A.I.A. DISTRICT 2 TRACK & FIELD CHAMPIONSHIPS - MAY 8-9, 1981 - COLCORD FIELD - NEWBERG, OR

HEAT & FLIGHT SHEETS

SHOT PUT

FLIGHT #1

<u>Number</u>	<u>Name</u>	<u>School</u>
18	Jeff Simon	EOSC
160	Brian Bean	W
159	Don Backman	W
46	Kerry Fagerberg	L & C
75	Mike Dotson	L

FLIGHT # 2

<u>Number</u>	<u>Name</u>	<u>School</u>
166	Todd Goergen	W
47	Chris Friday	L & C
82	Martin Jagua	L
130	Marvin Mercer	SOSC
150	Roland Johnson	WOSC

N.A.I.A. DISTRICT 2 TRACK & FIELD CHAMPIONSHIPS - MAY 8-9, 1981 - COLCORD FIELD - NEWBERG, OREGON

FLIGHT & HEAT SHEETS

HIGH JUMP

(3 alive)

<u>NUMBER</u>	<u>NAME</u>	<u>SCHOOL</u>
22	Rick Ward	EOSC
24	Brian Barndull	GFC
13	Andy Pierson	EOSC
149	Kip Johnson	WOSC
162	John Davenport	W
182	Rick Vincent	WOSC
50	Jack Giles	L&C
113	Jon Smit	P
84	Jim Livermore	L
11	Tom Snook	EOSC
131	Scott Riggs	SOSC
103	Darryl Weber	NNC
165	Jon Gabriel	W
59	David Pullan	L&C
154	Bob Quiring	WOSC
32	Owen James	GFC

U.A.I.A. DISTRICT 2 TRACK & FIELD CHAMPIONSHIPS - MAY 8-9, 1981 - COLCORD FIELD - NEWBERG, OREGON

FLIGHT & HEAT SHEETS

TRIPLE JUMP

FLIGHT 1

<u>NUMBER</u>	<u>NAME</u>	<u>SCHOOL</u>
104	Sherman Waiyr	NMC
59	David Pullin	L&C
161	Eric Brown	W
177	Thomas Ofori-Ansah	W
175	Mark Lipke	W

FLIGHT 1

40	Nolan Smith	GFC
107	Ray Wolverton	NMC
49	Mark Gary	L&C
138	Scott Riggs	SOSC
158	Mark Walker	WOSC
22	Rick Ward	ECSC

FLIGHT & HEAT SHEETS

400 RELAY AND 1600 RELAY

400 RELAY

1. GEORGE FOX COLLEGE
2. NORTHWEST NAZARENE COLLEGE
3. LEWIS & CLARK
4. SOUTHERN OREGON STATE COLLEGE
5. WILLAMETTE
6. WESTERN OREGON STATE COLLEGE
7. EASTERN OREGON STATE COLLEGE
8. LINFIELD

1600 RELAY

1. GEORGE FOX COLLEGE
2. PACIFIC
3. WESTERN OREGON STATE COLLEGE
4. NORTHWEST NAZARENE COLLEGE
5. LINFIELD
6. LEWIS & CLARK
7. WILLAMETTE

ALICE

N.A.I.A. DISTRICT 2 TRACK & FIELD CHAMPIONSHIPS - MAY 8-9, 1981 - GOLCORD FIELD - NEWBERG, OREGON

HEAT & FLIGHT SHEETS

1500

<u>LANE</u>	<u>NAME</u>	<u>SCHOOL</u>	<u>NUMBER</u>
1	Pete Baughman	L&C	183
2	Mike Davis	SOSC	122
3	Mark Brown	L	73
4	Kevin Brophy	WOSC	145
5	Dave Smith	NNC	101
6	Kelly Davis	SOSC	121
7	Wendell Otto	GFC	34
8	Joe Gromer	SOSC	119
9	Rich Groenendaal	W	167
10	Kevin O'Connor	W	176
11	John Krous	L	83

N.A.I.A. DISTRICT 2 TRACK & FIELD CHAMPIONSHIPS - MAY 8-9, 1981 - COLCORD FIELD - NEWBERG, OREG

100 METER HIGH HURDLES

Lane	Name	School	Number
1	John Davenport	W	162
2	Lynn Reed	L	88
3	Mark Reynolds	GFC	36
4	Rick Frisk	GFC	29
5	Kip Johnson	WOSC	149
6	Marc Ginneschi	LC	49
7	Tom Snook	EOSC	19
8	Mark Kelly	WOSC	151

N.A.I.A. DISTRICT 2 TRACK & FIELD CHAMPIONSHIPS - MAY 8-9, 1981 - COLCORD FIELD - NEWBERG, OREGON

400 METERS

FINAL

Lane	Name	School	Number
1	Ryan Wardell	EOSC	23
2	Andrew Pierson	EOSC	13
3	Tom VanWinkle	GFC	41
4	Greg Hansen	W	169
5	Dan Grubb	P	110
6	Rich Sears	LC	64
7	Morgan Cottle	SOSC	118
8	Guy Price	EOSC	15

H.A.T.A. DISTRICT 2 TRACK & FIELD CHAMPIONSHIPS - MAY 8-9, 1981 - COLCORD FIELD - NEWBERG, OREGON

100 METER

<u>LANE</u>	<u>NAME</u>	<u>TEAM</u>	<u>NUMBER</u>
HEAT I			
1	Brent Carbajal	L&C	43
2	Cas Schunk	WOSC	156
3	Terry Hendricks	SOSC	126
4	Darryl Winston	NNC	106
5	David Freundschaft	L	78
6	Tim Sherman	GFC	38
7	Don Pederson	W	179
8	Sam Benson	SOSC	115
HEAT II			
2	Eric Brown	W	101
3	Ken Parker	NNC	99
4	Kip Johnson	WOSC	149
5	Lewis Byrd	ECSC	5
6	Jon Goodman	WOSC	148
7	Greg Lee	ECSC	11
8	Mark Darnedde	W	163

HEAT & FLIGHT SHEETS

800 METERS

Final

<u>LANE</u>	<u>NAME</u>	<u>SCHOOL</u>	<u>NUMBER</u>
1	Bob Boyd	WOSC	142
2	Wendell Otto	GFC	34
3	Jon Hensley	LSC	52
4	John Kraus	L	83
5-6	Kaith Pearson	GFC	35
5-6	Kelly Davis	SOSC	121
5-6	Mike Davis	SOSC	122
7-8	Tom Williams	P	114
7-8	David Johnson	W	172
7-8	Shane Miller	NNC	97

N.A.J.I.A. DISTRICT 2 TRACK & FIELD CHAMPIONSHIPS - MAY 8-9-, 1981 - COLFORD FIELD - NEWBERG, OREG.

HEAT & FLIGHT SHEETS
400 METER INTERMEDIATE HURDLES

FINAL

Lane	Name	School	Number
2	Mark Kelly	WOSC	151
3	Dan Cripps	SOSC	120
4	Marc Ginneschi	LC	49
5	Don Pedersen	W	179
6	Jin Terry	WOSC	21
7	Eric Brown	W	161
8	Rick Frisk	GFC	29

N.A.A.A. DISTRICT 4 TRACK & FIELD CHAMPIONSHIPS - MAY 8-9, 1981 - COLCORD FIELD - NEWBERG, OREGON

200 Final

<u>LANE</u>	<u>NAME</u>	<u>TEAM</u>	<u>NUMBER</u>
1	Tim Sherman	GFC	38
2	Darryl Winston	NMC	106
3	Sulayman Njie	NMC	98
4	Dan Grubb	P	110
5	David Freundschnit	L	79
6	Mark Reynolds	GFC	36
7	Terry Hendrix	SOSC	126
8	Erent Carbajal	L&C	43

N.A.I.A. DISTRICT 2 TRACK & FIELD CHAMPIONSHIPS - MAY 8-9, 1981 - COLCORD FIELD - NEWBERG, OREGON

FLIGHT & HEAT SHEETS

5000 METERS

Final

Lane	Name	School	Number
1	Rich Recker	LC	61
2	Bob Jones	LC	55
3	Joe Cramer	SOSC	119
4	Steve Taylor	LC	67
5	Tom Baumgartner	EOSC	1
6	David Fleming	W	164
7	Don Stearn	EOSC	20
8	Dan Blaufus	WOSC	141
9	Brock Roberts	LC	62
10	Rich Groenendaal	W	167
11	Kevin O'Connor	W	176
12	Tom Nist	LC	57
13	Mark Holmlund	W	171

Friday Heat Sheets

NAZA TRACK AND FIELD CHAMPIONSHIPS 1987
KANSAS CHRISTIAN UNIVERSITY
HOUSTON, TEXAS

1,000 METERS MEN

*** 2 Heats -- Qualify Top 6 from each heat to FINALS ***

HEAT I

Lane	Name	Number	Team
1	Arnie Falk	1304	Valley City State ND.
2	Brad Stratton	1303	Southwest Texas
3	Jeff Niespodziany	1314	Manchester Ind.
4	Craig Williams	1316	Pembroke State NC.
5	Dave Sederquist	1254	Moorhead State Minn.
6	Saul Kinderis	1240	Western Washington
7	Cassy Steele	1311	Northern State SD.
8	Paul Ruhl	1186	Kansas Wesleyan
9	Donald Stearne	1197	Eastern Oregon State
10	Dave Finnestead	1323	Malone Ohio
11	Paul Peterson	1346	Saginaw Valley Mich.
12	Dean Stewart	1232	Malone Ohio
13	Steve Delano	1391	Southwestern KS.
14	Gordon Sanders	1157	Hillsdale Mich.
15	Mark Hobar	1363	S.D. Tech.
16	Jerrold Wynia	1105	Dordt-Colo.
17	Phil Philmister	1663	Central Washington
18	Phil Treckman	1637	Taylor Ind.-
19	Chris Hallinan	1614	Park MO.

HEAT II

1	Thomas Bosh	1205	Loras Iowa
2	David Lewis	1308	Pembroke ND.
3	Dean Johnston	1153	Hillsdale MI.
4	Joel Marchand	1327	Malone Ohio
5	Fandy Jackson	1130	Harding Ark.
6	Ricardo Perez	1319	Print Lane Cal.
7	Paul Waldie	1239	Simon Fraser (Can)
8	Scott Corrier	1623	Pittsburg State KS
9	Randy Kinder	1676	Fl. Keys State FL
10	Val Murray	1326	Western State Col.
11	Kevin Huston	1306	Pembroke State NC
12	Greg Lovercamp	1029	Amusa Pacific CA
13	Kenneth Hare	1386	So. Utah State
14	Jeff Gault	1223	Malone Ohio
15	Paul Mansling	1211	McAlester Wisc.
16	Joe Yurkovich	1236	Malone Ohio
17	John Presburg	1560	Central Washington
18	Rick Heller	1244	Mid America Naz (MS)
19	Mark Manwaring	1718	Wayland Baptist Tex.

MEN DIVISION

HIGH JUMP

6:30 PM - Friday

Beginning height - 6'8 3/4" or 2.05 m

Bar will be raised to the following heights:

6'10 3/4" - 2.10

7' 3/4 - 2.15

7'1 1/2 - 2.17

7'2 1/2 - 2.19

ORDER OF COMPETITION

Frank Pearson	1149	Henderson St. Univ.
Tim Fox	1018	Anderson College
Jo Bob Wise	1020	Arkansas Tech. Univ.
Larry Perkins	1172	Jackson State
Danny Widholm	1063	Central Methodist College
Dennis Green	1558	Angelo State
Owen James	1124	George Fox College
Thomas Jackson	1158	Jackson State
Herman Hammons	1150	Hamdrix College
Bryan Richardson	1215	Manchester College
Mike Snyder	1348	Saginaw Valley State
George Milton	1367	Southern Arkansas
Art Fenty	1324	Prairie View A & M Univ.
Gregory Coats	1420	St. Augustine's College
Joe Ortmeyer	1506	Wayne State College
Chris Murdock	1636	Pittsburg State Univ.
Mike Ronea	1499	UN - LaCrosse
Daniel Gifford	1151	Hillsdale College
Michael Williams	1428	St. Augustine's College
Tony Bash	1537	Western Washington Univ.
Randy DeBuhr	1246	Midland College
Sherrn Johnson	1247	Midland College
Henry Steib	1708	Southeastern La. Univ.
Jamie Watson	1461	Texas Southern Univ.
Tom Dorsey	1336	Rio Grande College
Everett Champion	1371	Southern University
Randy Courtney	1554	Angelo State
Daryl Theodore	1262	Ms. Valley State Univ.
Jerry Hollingshead	1522	Western State College
Larry Meyer	1348	Midland College
Steve Wester	1433	Terleton State Univ.
Marvin Larcabie	1074	Chadron State College
Morrimer Stirling	1178	Jackson State
Don Smith	1664	Central State University
Mark Haflinger	1499	Un. of Redlands
Pick Starks	1666	Biola College
Dave Trost	1021	Augsburg College
David Phillips	1513	Pembroke State
Jack Allen	1052	Berea College

120 High Hurdles 3 heats Qualify 3 to Finals

Heat One

Lane 1 Barry Peterson 15.19	1354	Sam Houston, (TX)
2 Mike Cole 15.19	1301	Pan Handle St. (OK)
3 Derrick King 14.98	1327	Prairie View (TX)
4 Robert Thomas 14.66	1332	Prairie View (TX)
5 Carl Powell 14.60	1318	Pembroke St. (NC)
6 Dwayne Jackson 14.81	1570	Calif Lutheran
7 Ed Blackburn 14.87	1505	Wayne St. (NB)
8 Ray Hollier 13.47	1375	Southern U (MI)

Heat Two

Lane 1 Richard Toft 15.33	1531	Western St (CO)
2 Tim Bright 14.97	1570	Abilene (TX)
3 Paul Bowe 14.85	1160	Jackson St. (MS)
4 Milan Donley 14.55	1725	U of Southern (CO)
5 Robert Kennedy 14.45	1448	Texas Southern U.
6 Chris Thelwell 14.92	1426	St. Augustine (NC)
7 Allen Cooper 15.09	1327	Southern U. (LA)
8 Tom Jakubowski 15.13	1362	Siena HT. (MI)

Heat Three

Lane 1 Dave Wilson 15.29	1049	Bethany (KS)
2 Mike Hennick 14.91	1006	Adams St. (CO)
3 Eddy Clarke 14.94	1699	Prairie View (TX)
4 Steve Parker 14.95	1581	Abilene (TX)
5 Johnny Shaw 14.66	1455	Texas Southern U.
6 Robert Johnson 14.72	1716	Wayland Baptist (TX)
7 Gasper Hurts 15.09	1445	Texas Southern
8 Randy Salzwedle 16.02	1253	Moorehead (MN)

1981 NAJA TRACK AND FIELD CHAMPIONSHIP
TEXAS SOUTHERN UNIVERSITY
HOUSTON, TEXAS

MEN DIVISION

400 Meters Relay - Qualify First (4) from each heat and best fifth place team

Heat One

- Lane 1 Southern University (BR)
Stacia, 1379; Davis, 1373;
Chamber, 1369; Winfry 1381.
- 2 Angelo State
Toura, 1567; Sangare, 1569; Samp
Samples, 1563; Perrington, 1566.
- 3 St. Augustine's College
Ford, 1421, Baker, 1417;
Rolle, , Lawson, 1424
- 4 Central State Un. (OK)
Weiner, 1070; Gwartney, 1071;
Vaughn, 1072; Poeter, 1069.
- 5 Southwestern Co. (KS)
Kirkland, 1397; Hunter, 1396;
Homan, 1395; Galbreath, 1393
- 6 Southern Arkansas
Blass, 1364; Hill, 1365;
Johnson, 1366; Ware, 1368.
- 7 Prairie View
- 8 Jackson State
Stamps, 1177, Galloway, 1185;
Brown, 1161; Jackson, 1342.

Heat Two

- Lane 1 Pittsburg State
Hoose, 1628; McAnderson, 1635
Ramsey, 1624; Lewis, 1633.
- Lane 2 Pembroke State University
Horton, 1305; McMillan, 1310;
Meekin, 1311; Powell, 1314.
- Lane 3 Texas Southern University
Nettles, 1450; Hamett, 1410;
Williams, 1462; Mosey, 1449.
- Lane 4 Bethany
Smith, 1048; Sizcox, 1044;
Butka, 1033; Simelink, 1047.
- Lane 5 Wayland
Smith, ; Travis, 1721;
Veach, ; Johnson,
- Lane 6 Miss. Valley State
Johnson, 1257; White, 1263;
Sloan, 1261; Picken, 1210.
- Lane 7 Abilene Christian U.
Parks, 1581; Brooks, 1571;
Thompson, 1622; Laurence, 1579.
- Lane 8 Ouachita Baptist U.
Campbell, 1289; Hill, 1292;
Williams, 1296; Daniels, 1290.

1981 NAIA OUTDOOR TRACK AND FIELD CHAMPIONSHIPS

TEXAS SOUTHERN UNIVERSITY
HOUSTON, TEXAS

MEN 10,000 WALK FINALS

<u>Number</u>	<u>Name</u>	<u>Team</u>
1498	Ray Sharp	University of Wisconsin - Parkside
1200	Sam Shick	Lewis and Clark
1502	Ellis, Jeff	Wisconsin Stevens Point
1015	Fabian Knizacky	Aquinas College Mich.
1487	Tom McMillan	University of Wisconsin Lacrosse
1412	Mel McGinnis	Spring Arbor College Mich.
1353	Steve Umphrey	Saginaw Valley State Mich.
1541	Terry Linebloom	Western Washington University
1619	Mark Young	Park College Mo.
1732	John Williams	University of Wisconsin
1503	Kenneth Gissing	University of Wisconsin Stout
1495	Will Preischel	University of Wisconsin Parkside
1014	Ken Eichholt	Aquinas College Mich.

WIN DIVISION

SHOT PUT

FLIGHT I

David Simmons	1584	Abilene Christian Univ.
Jim Jacoby	1623	Western State College
Doug Bennett	1022	Azuza Pacific College
Bob Hrey	1234	Malone College

FLIGHT II

Paul Kendrick	1131	Hartline Univ.
Byron Sawyer	1750	McCurry College
Anton Stewart	1401	Southwestern College
Jeff Simon	1106	Eastern Oregon State College

FLIGHT III

Marlin Guerrero	1674	Abilene Christian Univ.
Vinny Butka	1034	Bethany College
Keith King	1338	Prairie View A & M Univ.

FLIGHT IV

Orsald Heaven	1435	St. Augustine's College
Bill Gillespie	1202	Liberia Baptist
Alak Stealy	1093	Camberland College

NAIA TRACK AND FIELD CHAMPIONSHIP
May 21, 1981
Men Semi Final

400 Meters 3 Heats - Qualify 3 from each heat to finals

HEAT ONE		
Lane		
1	Kenneth Williams, 49.46	1463 Texas Southern U.
2	Ben Major, 48.54	1309 Pembroke St. (NC)
3	Ev Lallas, 47.84	1341 Saginaw Valley (Mich)
4	Mike Rowe, 46.44	1176 Jackson State (MS)
5	Donald Winey, 47.22	1381 Southern (LA)
6	Willis Alexander, 48.44	1153 Jackson State (MS)
7	James Fort, 49.24	1715 Wayland Baptist (tx)
8	Terry Thomas, 50.18	1295 Ouachita Baptist (AK)

HEAT TWO		
Lane		
1	Sam Council, 49.90	1304 Pembroke State (NC)
2	Larry Black, 48.57	1146 Henderson State (AK)
3	Randolph Dixon, 48.18	1256 Miss. Valley
4	Tyrone Cross, 47.61	1443 Texas Southern
5	Eugene Sanders, 46.62	1259 Miss. Valley
6	William Baker, 48.44	1417 St. Augustine's (NC)
7	Jimmy Bellah, 48.77	1601 Eastern (NM)
8	Reggie Cannady, 50.12	1612 Park (MO)

HEAT THREE		
Lane		
1	Cecil White, 49.22	1427 St. Augustine's
2	Ryan Achterloff, 49.12	1284 Northwestern (IA)
3	Sam Ocel, 47.79	1133 Hamline (MN)
4	Derek Peebles, 48.03	1452 Texas Southern U.
5	Charles Phillips, 46.82	1355 Sam Houston, (TX)
6	Robert Bullard, 48.15	1446 Texas Southern U.
7	Martin Moore, 49.46	1114 Emporia State (KS)
8	Bruce Crenshaw, 49.36	1507 Westmont (CA)

100 Meters 3 Heats Qualify 3 from Each Heat to Finals

HEAT ONE		
Lane		
1	Leonard Ford, 10.95	1421 St. Augustine (NC)
2	Anthony Daniels, 10.94	1290 Ouachita (Ark)
3	Carl Williams, 10.93	1462 Texas Southern
4	Darrell Green, 10.52	1741 Texas A & I
5	Ricky Mosey, 10.76	1449 Texas Southern
6	Michael Nettles, 10.78	1450 Texas Southern
7	Anthony Beckles, 11.23	12021 Liberty Baptist (VA)
8	Dante Hatch, 11.10	19051 Adams St. (CO)
9	Albert Lawrence, 10.89	1579 Abilene Christian (TX)

HEAT TWO		
Lane		
1	Mike Francis, 10.93	1406 S.W. Texas
2	Ray Smith, 10.94	1720 Wayland Baptist (TX)
3	Larry White, 10.92	1263 Miss. Valley
4	Morris Jackson, 10.71	1342 Jackson St. (MS)
5	Sylvester Stamps, 10.77	1177 Jackson St. (MS)
6	Michael Hill, 10.87	1365 Southern Ark.
7	Kedrick Johnson, 10.87	1257 Miss. Valley
8	George Coins, 10.96	1761 Southern U. (IA)

HEAT THREE continued on next page

NAIA TRACK AND FIELD CHAMPIONSHIP

May 21, 1981

Men Semi-Final

100 Meters 3 Heat Qualify 3 from Each HEat To Finals Continued

HEAT THREE

Lanel Adrian Stalia,, 10.97	1380	Southern U (LA)
2 Jeff Fisher, 10.90	1686	Howard Payne
3. Robert Williams, 10.86	1481	U of A. Pine Bluff
4 Michael Lawson, 10.70	1334	St. Augustine (NC)
5 Charles, Pickens, 10.77	1260	Miss. Valley
6 D'Jan Markias, 10.83	1702	Southeast (LA)
7 Nathaniel Sloan, 10.94	1261	Miss. Valley
8 Percy Williams, 10.96	1061	College of Ozarks (AK)

800 Meters 3 Heats - Qualify 3 from Each Heat to Finals

Heat One

Lanel Dan Prose, 1:53.80	1347	Saginaw Valley (MI)
2 Chris Luza, 1:55.72	1272	Oklahoma Baptist
3 Michael Wateen, 1:50.51	1181	Jackson State
4 Jeremy Krone, 1:53.74	1556	Angelo State
5 Dewayne Ingram, 1:51.74	1411	Spring Arbor (MI)
6 Brian Starks, 1:49.52	1456	Texas Southern U.
7 Kenny King, 1:55.72	1066	Central State (OK)
8 Rick Kittley, 1:51.80	1577	Abilene Christian

Heat Two

Lanel Robert Wilson, 1:50.88	1184	Jackson State (MS)
2 Rick Brown, 1:51.67	1251	Saginaw Valley (MI)
3 Larry Brown, 1:51.39	1435	Taylor Univ. (IND)
4 Ken Plude, N.T.	1454	Saginaw Valley (MI)
5 Shane Miller, 1:52.16	1267	Northwest Naz. (ID)
6 Tyler Martin, 1:52.34	1693	Kearney State (NB)
7 Eric Pierce, 1:52.62	1331	Prairie View (TX)
8 Greg Norman, 1:55.51	1279	Oklahoma Christian (OK)

Heat Three

Lanel Joel Ngetiel, 1:47.93	1719	Wayland Baptist (TX)
2 Harry Horrell, 1:54.70	1291	Ouachita Baptist (AK)
3 Traham Melvin, 1:51.71	1333	Prairie View (TX)
4 Anthony Appoy, 1:55.56	1159	Jackson St. (MS)
5 Bill Ashley, 1:51.88	1551	Angelo St. (TX)
6 Tracy Watkins, 1:55.79	1276	Oklahoma Baptist (OK)
7 Clifton Perry, 1:51.02	1453	Texas Southern U.
8 Ron Caten, 1:51.38	1714	Wayland Baptist (TX)

200 Meters - 3 Heats Qualify 3 to Final

Lanel George Coins, 21.96	1761	Southern U of BR (LA)
2 Sylvester Stamps, 21.75	1177	Jackson St. (MS)
3 Nathaniel Sloan, 21.62	1261	Miss. Valley
4 Charles Pickens, 21.40	1260	Miss. Valley
5 Jeff Fisher, 21.43	1686	Howard Payne (TX)
6 Barry Samples, 21.63	1563	Angelo St. (TX)
7 Robert Williams 21.82	1481	U of Ark. Pine Bluff
8 Alvin Matthias, 22.00	1009	Adams St. (CO)

1981 NATA TRACK AND FIELD CHAMPIONSHIPS
TEXAS SOUTHERN UNIVERSITY
HOUSTON TEXAS

WOMEN 4 X 400 METER RELAY

LANE

TEAM

HEAT I

1	Southern University
2	Pembroke State University
3	Texas Southern University
4	Abilene Christian
5	Wayland College
6	Sr. Augustines College
7	Kearney
8	Southwest Texas
9	Doane College

HEAT II

1	Saginaw Valley State
2	Quachita Baptist University
3	Sam Houston State
4	Prairie View A&M
5	Mississippi Valley State
6	Jackson State University
7	Angelo State
8	Northern State College
9	Pittsburg State

NAIA TRACK AND FIELD CHAMPIONSHIP
 May 21, 1981
 Semi Final
 Men Division

200 Meters 3 Heats Qualify 3 to Finals continued

HEAT TWO

Lane 1 David Ashley, 22.20	1597	David Lipscomb (TN)
2 Gilbert Rolle, 21.85	1424	St. Augustine (NC)
3 Rollen Chamber, 21.64	1369	Southern U (LA) BR
4 Donald Winey, 21.25	1381	Southern U. (LA) BR
5 Ricky Mosey, 21.38	1449	Texas Southern U.
6 Morris Jackson, 21.49	1342	Jackson St. (MS)
7 Mike Francis, 21.60	1406	S.W. Texas
8 Fredrick Johnson 21.90	1257	Miss. Valley
9 Martin Moore, 22.25	1114	Emporia St. (KS)

Heat Three

Lane 1 Adrian Stalia, 22.12	1379	Southern U (LA) BR
2 Michael Lawson, 21.75	1334	St. Augustine
3 Percy Williams, 21.57	1081	College of Ozarks (AR)
4 Darrell Green, 21.28	1741	Texas A & I
5 Larry White, 21.46	1263	Miss. Valley
6 Ray Smith, 21.52	1720	Wayland Baptist
7 Carl Williams, 21.77	1462	Texas Southern U.
8 Hatch Dante, 21.96	1005	Adams St. (CO)

400 I.H. 3 Heats Semi-Final Qualify 3 from each Heat to Finals

HEAT ONE

one. Dick Schneider, 55.45	1730	UW - Platteville
2 Danny Dixon, 52.86	1572	Abilene Christian (TX)
3 Robert Klein, 53.33	1557	Angelo State (TX)
4 Earl Howard, 51.56	1586	Central (ARK)
5 Eric Perry, 52.59	1454	Texas Southern U.
6 Colin O'Brien, 52.83	1171	Jackson St. (MS)
7 Milan Doneley 53.37	1725	South Colorado
8 Duain Deiterman, 53.41	1415	S.F. Austin (TX)

HEAT TWO

Lane 1 Kirby Anderson, 54.04	1142	Hastings (NE)
2 Jim Smith, 53.33	1048	Bethany (KS)
3 Larry Coleman, 53.29	1479	Ark - Pine Bluff
4 Darren Pearson, 52.45	1378	Southern BR (LA)
5 Ken Brown, 52.12	1755	Alabama State
6 Carl Powell, 53.10	1314	Pembroke State (NC)
7 Derrick Bradley, 53.28	1760	Pembroke State (NC)
8 Gasper Hurts, 53.71	1445	Texas Southern University

HEAT THREE

Lane 1 Roy Wigen 54.02	1286	Northwestern (IA)
2 Delman Porter, 53.70	1069	Central State (OK)
3 Napoleon Hooks, 52.81	1166	Jackson State (MS)
4 Ed Brown, 52.37	1337	Saginaw Valley (Mich)
5 Thad Gamble, 52.64	1325	Prairie View (TX)
6 Ken Allen, 52.91	1438	Texas Southern Univ.
7 Johnny Shaw, 53.35	1455	Texas Southern U.
8 Rick Frisk, 53.30	1623	George Fox (OR)

23.8
37.4
51.3

24.0

Rick

12.39

12.0

13.5

15.36

24.4

37.9

53

53.52 6.2

ATTENTION!!
COACHES!

Notice of event Time Changes:

1. Hammer - 2:00 P.M.
San Jacinto J.C.
Pasadena, Texas

Weigh in 12:00 noon - 1:30 P.M.
At Student Center
Bus leaves at 1:30 P.M.

2. Men's High Jump
Friday 6:30
3. Marathon
Saturday 6:00 A.M.

1981 NAIA TRACK AND FIELD CHAMPIONSHIP
TEXAS SOUTHERN UNIVERSITY
HOUSTON, TEXAS

MEN DIVISION

Heat One

1500 Meter

Lane 1	Tom White	1031 Adam State	3:50.45	2.1
2	Tim Durham	1206 Loras		
3	Matt White	1095 Cumberland		
4	Anthony Apply	1159 Jackson State		
5	Ricky Looney	1717 Wayland Baptist	3:48.4	2.1
6	Cary Calvert	1270 Okla. Baptist		
7	Bill Schalow	1241 Minot State		
8	Mike Lambling	1338 Southwestern		
9	Brad Erickstad	1190 LeTourneau	3:49.28	1.1

NOTE: Three (3) Heats of 9
 Qualify top four (4)
 Places from each Heat.

30.3
 32.1 62.4

HEAT TWO

Lane 1	Jerry Bellmyer	1277 Okla. Christian		
2	Robert Wilson	1184 Jackson State		
3	David Romeris	1687 Howard Payne		
4	Al Copperud	1483 UW-LaCrosse	3:53.24	
5	Ed LaBair	1752 Saginaw Valley	3:53.31	
6	Randy Jackson	1138 Harding		
7	Michael Michno	1155 Hilldale		
8	Charler Pruitt	1564 Angelo State	3:54. -	
9	John Equibel	1002 Adams State	3:52.68	

64.1
 31.2

HEAT THREE

Lane 1	Michael Watson	1181 Jackson	3:51.19	
2	Walter Bliss	1434 Taylor	3:51.73	
3	Rick Baker	1064 Central State		
4	Dale Schoolmeester	1265 Northwestern	3:51.47	
5	Dave Stimpson	1350 Saginaw Valley	3:52.60	
6	Paul Wiczorek	1245 Mid-America Naz		
7	Lonnie Gee	1675 Ft. Hays State		
8	Wendell Otto	1125 George Fox (Oregon)		
9	Jim Podschun	1400 Southwestern (KS)		

Off to
 3:55.12
 Official

62.4	30.3	30.3	62.4	2:06.5	3:06.9	3:55.1
	32.1	62.4	2	2.4	2:06.5	3:06.9
				62.1	60.4	48.2
		2:06.5				
	30.8	2:37.3				
62.1	29.6	3:06.9				
	31.1	3:38				
60.4	17.1	3:55.1				
48.2			2:37.3			
			2:06.5			
			30.8			
			3:38.0			
			3:06.9			
			1.1			
			3:06.9			
			2:37.3			
			29.6			

1981 NAIA TRACK AND FIELD CHAMPIONSHIP
TEXAS SOUTHERN UNIVERSITY
HOUSTON, TEXAS

Men Division - Long Jump

FLIGHT ONE

Kevin Henning	1099	Doane
Julius Meekins	1311	Pembroke Un.
Ricky Smith	1756	Alabama State
Ray Pate	1312	Pembroke State
Ray Smith	1720	Wayland Baptist

FLIGHT TWO

Cary Tyler	1657	Biola College
Kevin Louis	1225	Malone
Gregory Smith	1207	Loras College
Dick Schneider	1230	Univ. Wisconsin - Platteville
Robert Watley	1094	Cumberland College

FLIGHT THREE

Britt Courville	1442	Texas Southern U.
Ferlenzo Holmes	1376	Southern Univ. (BR)
Roy Dixon	1358	School of the Ozark
Bill Patsa	1488	UW-Lacrosse
Kenneth White	1182	Jackson State

FLIGHT FOUR

Larry Perkins	1172	Jackson State
Harvey Gales	1164	Jackson
Al Marshall	1161	Jackson State
Dwayne Jones	1742	Texas A&I Un.
Jack Allen	1052	Berea College

FLIGHT FIVE

James Plamer	1451	Texas Southern Un.
Morgan Tharpe	1458	Texas Southern Un.
Kohler Nick	1007	Adams State College
Daniel Hunter	1148	Henderson St. U.
Jeffrey Hollingshead	1522	Western State College

FLIGHT SIX

Cary Siemsen	1681	Fort Hays State U.
Arnold Atkins	1550	Angelo St.
Kyle Evans	1555	Angelo State
Melvin Byrum	1479	St. Augustine's College

FLIGHT SEVEN

Kyle Wigginton	1079	Chadron State College
Aaron Sampson	1384	So. Utah State
Adrian Sampson	1385	So. Utah State U.
Darrell Charles	1659	Central Washington Un.

WIA
Men's Javelin
Final

FLIGHT 1

1122	Steve Curtis	George Fox College
1019	Marty Sheridan	Ferris State College
1018	Dan Newmarch	Ferris State College
1031	Ron Ponicano	Azuza Pacific
1753	Gary Kinsey	Saginaw Valley

1	2	3
146-6 44.6	154-11 47.08	155-3 47.28
—	154-9 47.17	165-8 50.48
—	155-11 47.50	50.00/44-1
166-11 50.86	162-10 49.58	162-6 49.52

FLIGHT 2

1037	Mark Curless	Bethany College
1043	Tom O'Rourke	Bethany College
1735	John Grywinski	Simon Fraser
1156	Mark Mossey	Hillsdale College
1543	Rod Ritter	Western Washington

1	2	3
145-1 44.22	149-6 45.54	171-4 52.26
164-2 50.4	166-8 50.80	166-5 50.74
170-7 51.88	154-0 49.04	—
50.82	163-4 49.78	167-4 51.0

FLIGHT 3

Tom Johnson		
1447	Tom Johnson	Texas Southern
1343-	Ben Easer	Saginaw Valley
1022	Doug Barnett	Azuza Pacific
1016	Douglas Gillard	Ferris State College
1035	Jeff Clark	Bethany College

1	2	3
169-1 51.52	170-2 51.88	174-7 53.20
—	202-5 61.72	205-4 62.56
180-3 54.94	191-4 58.32	192-10 58.80
52.06	51.12	173-9 52.96
170-10	162-9	—

JAVELIN

Flight 4

1431	Clyde Steelman	Tarleton
1598	Philip Jones	David Lipscomb
1075	Chuck Litters	Chadron
1051	Kurt Grunenbacher	Benedictive

FLIGHT 5

1258	Ernie Lollis	MVSU
1386	Robert Shirts	So. Utah
1457	Earnest Skinner	TSU
1030	Tim Nelson	Azuza

FLIGHT 1

1238	Ed Boss	Minot State
1680	Gary Sechrist	Fort Hays
1255	Mark Waldern	Moorehead
1275	Don Phillips	Oklahoma Baptist
1023	Mike Barnett	Azuza Pacific

FLIGHT 2

1617	Mark Swift	Park College
1128	Keith Bruenjes	Graceland Col.
1198	Todd Lovell	Lewis & Clark
1068	Tom Pope	Central State

FLIGHT 3

1605	Glenn Fielder	Hontington
1130	Jeff Herman	Hauline Univ.
1390	Steve Davis	Southwestern
1394	Bill Gies	Southwestern

4 Heats Qualifying 6 to seed finalsHeat 1

1. Ed Blackburn 1505 Wayne State
2. Dwayne Jackson 1590 Cal Lutheran
3. Tom Jakubowski 1362 Siena Heights
4. Darrell Horn 1271 Oklahoma Baptist
5. Steve Wester 1433 Tarleton State
6. Robert Kennedy 1448 TSU
7. Steve Parke 1581 ACU
8. Ray Hollier 1375 Southern U.

Heat 2

1. Clarence Roberts 1090 Cumberland
2. Richard Toft 1531 WSU
- ~~3. Mike Cole 1301 Pan Handle State~~
3. Mike Cole 1301 Pan Handle State
4. Dave Wilson 1049 Bethany
5. Chris Thelwell 1426 St. Augustine
6. Robert Thomas 1332 PVU
7. Robert Johnson Wayland
8. Gene Taver 1236 Marimount

Heat 3

2. Tyrone Williams 1183 JSU
3. Allen Cooper 1372 SU
4. Derrick King 1327 ~~Alabama State~~ PVU
5. Mike Hornick 1006 Adams State
6. Johnny Shaw 1455 TSU
7. Barry Peterson 1354 Sam Houston
8. Milan Donley 1725 U of Southern Colo.

Heat 4

2. Carl Dowell 1314 Pembroke
3. Danny Clark 1699 PVU
4. Gasper Hurts 1445 TSU
5. Randy Salzwedel 1253 Moorehead State
6. Tim Brigh 1570 ACU
8. Jim Knoll 1524 Western State (Colo.)

Men 400 meter--Qualify 6 to semi

Heat 1

1. Cecil White 1427 ST. AUG.
2. Jimmy Bellah 1601 Eastern New Mexico
3. Tyrone Cross 1443 TSU
4. Randolph Dixon 1256 MVSU
5. Mitch Osborn 1694 Kearney State
6. Ben Major 1309 Pembroke
7. XXXXXX Mike Rowe 1176 JSU

Heat 2

- Martin Moore 1014 Emporia State
2. Reggie Cannady 1612 Park College
 3. Sam Council 1304 Pembroke
 4. Robert Bullard 1441 TSU
 5. Ev Lallas 1342 Sag Valley'
 6. Dwight Garvey 1422 ST Aug
 7. Eugene Sanders 1259 MVSU
- Curtis Shield 1102 Doare Coll. Neb.

Heat 3.

- Joseph Bland 1370 SU
2. James Watkins 1208 Lora Ia
 3. Willis Alexander 1158 JSU
 4. Ryan Achterloff 1264 Northwestern Iowa
 5. Kenneth Williams 1463 TSU
 6. William Bake 1417 St. Aug.
 7. Derek Peebles 1452 TSU
 8. Terry Thomas 1295 Ouachitn Bapt

Heat 4.

1. Charlie Phillips 1355 SAM HOUSTON
2. Don Ndocla 1229 Malone
3. Bruce Crenshaw 1507 Westmont Coll
4. Donald WXXXXXX Winey 1381 SU
5. James Fort 1715 Wayland
6. Sam Ocel 1133 Hamline
7. Larry Block 1146 Henderson
8. John Wallace 1459 TSU

1981 NAIA TRACK AND FIELD CHAMPIONSHIP
TEXAS SOUTHERN UNIVERSITY
HOUSTON, TEXAS

MEN DIVISION

100 Meters HEAT ONE

5 Heats - 5 from Each Heat to Semi Finals

Lane 1	John Davis	1373	Southern U. (BR)
2	Ray Smith	1720	Wayland Baptist
3	Sylvester Stamps	1177	Jackson State
4	Scott Simmelink	1042	Bethany (KS)
5	Gilbert Rolle	1424	St. Augustine (NC)
6	Anthony Daniels	1290	Ouachita (AK)
7	Larry White	1263	Miss. Valley
8	Percy Williams	1081	College of The Ozarks
9	Kyle Wigington	1079	Black Hills (S.D.)

HEAT TWO

Lane 1	Robert Williams	1481	U of Arkansas Pine Bluff
2	Dale Foddrell	1053	Berea (KY)
3	Pete Ellefson	1239	Minot State (ND)
4	Otis Brown	1161	Jackson State
5	Ricky Moxey	1449	Texas Southern Univ.
6	Fredrick Johnson	1257	Miss. Valley
7	Willie Williams	1359	School of the Ozark
8	Michael Lawson	1423	St. Augustine's (NC)
9	Mike Francis	1408	SW Texas

HEAT THREE

Lane 1	Albert Lawrence	1579	Abilene Christian
2	Adrian Stacia	1380	Southern Univ. (BR)
3	Charles Pickens	1260	Miss. Valley
4	Ron Butka	1033	Bethany (KS)
5	Howard Galloway	1165	Jackson State
6	Fred Kirkland	1017	Ferris State (MI)
7	Dante Hatch	1005	Adams State (CO)
8	David Ashley	1597	David Lipscomb (TN)

HEAT FOUR

Lane 1	Bob Veach	1722	Wayland Baptist
2	Leonard Ford	1421	St. Augustine (NC)
3	Anthony Beckles	1202	Liberty Baptist
4	Nathaniel Sloan	1261	Miss. Valley
5	Michael Nettles	1450	Texas Southern U.
6	Eddie Braddy	1478	U of Ark. (Pine Bluff)
7	Norris Jackson	1342	Jackson St.
8	Andre Harrell	1361	Siena Heights (MI)

HEAT FIVE

Lane 1	Carl Williams	1462	Texas Southern
2	George Coins	1761	Southern Univ (BR)
3	Jeff Fisher	1686	Howard Payne
4	Darrell Green	1881	Texas A & I
5	Alvin Matthias	1009	Adams State
6	Mark Weiner	1070	Central State (OK)
7	Charles Walker	1480	U of Ark. (Pine Bluff)
8	Michael H. H.	1285	U of Ark. (Pine Bluff)

**1981 NAIA TRACK AND FIELD CHAMPIONSHIP
MEN DIVISION**

QUALIFY 8 to Semi Final

800 Meters Four Heats

		<u>HEAT ONE</u>	
Lane 1	Dan Filey	1101	Doane College
2	Henry Horrell	1291	Ouachita Baptist
3	Ken Plude	1454	Saginaw Valley
4	Brian Starks	1456	Texas Southern
5	Kenny King	1066	Central State U.
6	Chris Lusa	1272	Oklahoma Baptist
7	Joel Ngetiel	1719	Wayland Baptist

1:47.93

HEAT TWO

Lane 1	Pual Wiczorek	1245	Mid America Nazarene
2	Shane Miller	1267	Northwest Nazarene
3	Duane Ingraham	1411	Spring Arbor College
4	Ron Caten	1714	Wayland Baptist
5	Robert Wilson	1184	Jackson
6	Sam Horcevchief	1005	Central State
7	Bill Ashley	1551	Angelo State
8	Mark Brown	1751	Saginaw Valley

**25.4, 28.7, 28.2, 29.6
1:51.8**

HEAT THREE

Lane 1	Gleason Atkins	1600	Eastern New Mexico
2	Eric Pierce	1331	Prairie View
3	Jeremy Krone	1556	Angelo State
4	Greg Norman	1279	Oklahoma Christian
5	Anthony Apply	1159	Jackson State
6	Tracy Watkins	1276	Oklahoma Baptist
7	Dan Prose	1347	Saginaw Valley
8	Keith Baker	1288	Ouachita Baptist

HEAT FOUR

Lane 1	Trahan Melvin	1333	Prairie View
2	Dale Schoolmaster	1285	Northwestern College
3	Roddy Gaymor	1627	Pittsburgh State
4	Rick Kittley	1577	Abilene Christian
5	Larry Brown	1435	Taylor University
6	Michael Watson	1181	Jackson State
7	Tyler Martin	1893	Kearney State
8	Clifton Perry	1453	Texas Southern University

Men 400IH--Pick 6 to Semi

Heat 1

1. Eric Perry TSU
2. Ken Brown ALA STATE
3. Napoleon Hooks JSU
4. Danny Dixon ACU
5. Darick Bradly Pembroke St
6. Rick Frisk George Fox
- Roger Perkins Fort Hayes
8. Darren Harsin Doane

52.12

52.81

53.25

53.30

official

53.30

38.25

15.05

Heat 2

1. Carl Powell Pembroke
2. Earl Howard Central Ark
3. Darren Prarson SU
4. Johnny Shaw TSU
5. Milan Donley U of S. Colo.
6. Randy Salzwedel Moorehead
7. D wayne Jackson Cal Lutheran
8. Dick Schneider U of Wisc.

24.76

13:49/38.25

53.22

Rite

Taylor Unofficial

Heat 3

1. Ed Brown Sag Valley
2. Delmar Porter Central State
3. Robert Klein Angelo State
4. Gasper Hurts TSU
5. Larry Coleman Uof Ark
6. Roy Wigen Northwest
7. Gene Taver MarriMount
8. Eric Brown Willanette

Didn't Advance

Heat 4

1. Kem Allen TSU
2. Dwain Deiterman Stephen F. Austin
3. Thad Gamble PVU
4. Coline O'Briene JSU
5. Kirby Anderson Hastings
6. Jim Smith Bethany
7. Tom Jaku Bonski Siena
8. John Perstan KWU

52.64

52.83

52.91

53.83

53.81

54.04

52.37

53.29

53.33

53.70

53.71

54.02

EVENT NO. 200 METER MEN

(Pick five to Semi-Finals)

<u>HEAT I.</u>	Number	Team	Lane
David Ashley	1597	David Lipscomb	2
Darrell Green	1741	Texas A & I University	3
Howard Galloway	1165	Jackson State	4
Gilbert Rolle	1424	St. Augustine	5
Ricky Moxey	1449	Texas Southern Univ	6
Rollen Chamber	1369	Southern University	7
Pete Elletson	1239	Minot State College	8
Ron Butka	1033	Bethany	9

HEAT II

Andre Harrell	1361	Siema Heights	2
Ray Smith	1720	Wayland Baptist	3
Nathaniel Sloan	1261	Miss. Valley State,	4
Tyrone Hill	1292	Ouachita Baptist	5
Alvin Matthias	1009	Adams State College	6
Jeff Fisher	1686	Howard Payne University	7
Fred Kirkland	1017	Ferris State College	8
Sylvester Stamps	1177	Jackson State	9

HEAT III

Anthony Daniels	1290	Ouachita Baptist	2
Scott Simmelink	1042	Bethany	3
Donald Winey	1381	Southern University	4
Robert Williams	1481	University of Ark P.B	5
Berry Samples	1563	Angelo State	6
Hatch Dante	1805	Adams State College	7
Martin Moore	1614	Emporia State	8
Otis Brown	1161	Jackson State	9

HEAT IV.

Jimmy Bellah	1601	E. New Mexico Univ.	2
Fredrick Johnson	1257	Miss. Valley State	3
Eddie Braddy	1478	University of Ark.PB	4
Michael Lawson	1334	St. Augustine	5
Charles Pickens	1260	Miss. Valley State	6
Sertero Burnett	1440	Texas Southern	7
Morris Jackson	1342	Jackson State	8
George Coins	1761	Southern University	9

HEAT V.

	Number	Team	Lane
Kenneth McMillian	1310	Pembroke, N.C.	2
Adrian Stacia	1379	Southern University	3
Mike Francis	1406	S.W. Texas Univ	4
Carl Williams	1462	Texas Southern Uni	5
Larry White	1263	Mississippi Valley	6
Percy Williams	1081	College of the Ozark	7
Anthony Beckles	1202	Liberty Baptist	

NAIA
10,000 Meter Run

Final

<u>Position</u>			
1	1436	Bob Engle	Taylor University
2	1210	Chris Fuller	Moncalster
3	1718	Mark Manwaring	Wayland
4	1135	Jerrold Wynaia	Dordt College
5	1676	Oserle Dan	Northern State
6	1029	Greg Lovercamp	Azuza Pacific
7	1749	Don Cook	Williamington
8	1205	Thomas Bocß	Loras
9	1639	Jeff Stein	Pittsburgh
10	1004	Graham Peter	Adams State
11	1092	David Schaufuss	Cumberland
12	1076	Ranfy Kinder	Fort Hayhs
13	1201	Steve Taylor	Lewis & Clark
14	1211	Paul Mausling	Mancaster
15	1436	Jerry Husz	Univ. of Wisconsin LaCrosse
16	1153	Dean Hohnston	Hillsdale
17	1546	John Moore	William Jewell
18	1739	Paul Waldie	Simon Fraser
19	1214	Jeff Niespidiany	Manchester
20	1712	Rick McQueen	Wasich College
21	1020	John Steinbergh	Peiris State
22	1107	Donald Stearnes	Eastern Oregon
23	1650	John Freebrug	Central Washington
24	1157	Gordon Sanders	Hillsdale
25	1340	Paul Peterson	43 Wagon Valley
26	1254	Dave Sederquist	Hooverhead College
27	1316	Craig Williams	Pembroke
28	1432	Javier Tames	Tarkenton
29	1308	David Lewis	Pembroke
30	1306	Kevin Huston	Pembroke
31	1227	Joel Macchand	Malone
32	1383	Keenan Hart	Southern Utah
33	1234	Joe Yurlovich	Malone
34	1747	Phil Phimister	Central Washington
35	1504	Arnie Falk	Valley City State

THERE WILL BE NO DELAYS IN THE FOLLOWING EVENTS:

Women

1500 Meters

100 High Hurdles

400 Hurdles

100 Meters

3000 Meters

Men

4 X 100 Relay

NAIA AWARD PRESENTATION SCHEDULE

ATTENTION COACHES: Awards will be presented to the top six (6) place finishes in each event according to the following schedule. Please inform your athletes to be available. All awards will be presented at Robertson Stadium.

Thursday, May 21 - No Presentations

Friday, May 22

6:10 P.M.	Hammer (Men's)
6:55 P.M.	Shot Put (Women's)
7:10 P.M.	L. Jump (Women's)
7:25 P.M.	L. Jump (Men's)
7:35 P.M.	Javelin (Men's)
7:45 P.M.	Medley Relay (W)
7:55 P.M.	10,000 (M)
8:05 P.M.	H. Jump (W)
8:20 P.M.	Javelin (W)
8:35 P.M.	Decathlon (M)
8:50 P.M.	Shot Put (M)
9:10 P.M.	100 Hurdles (W)
9:12 P.M.	110 Hurdles (M)
9:30 P.M.	100 (W)
9:25 P.M.	100 (M)
9:40 P.M.	High Jump (M)
9:45 P.M.	5000 (W)
10:00 P.M.	5000 (M)

Saturday, May 23

6:25 P.M.	Walk (M)	9:40 P.M.	3000 (W)
6:40 P.M.	Marathon (W)	9:42 P.M.	5000 (M)
6:50 P.M.	Marathon (M)	9:45 P.M.	4X400 Relay (W)
7:00 P.M.	Discus (W)	9:47 P.M.	4X400 Relay (M)
7:10 P.M.	Steelpchase (M)	9:50 P.M.	OUTSTANDING PERFORMER (Men & Women Division)
7:20 P.M.	4X100 Relay (W)		
7:30 P.M.	4X100 Relay (M)		
7:40 P.M.	1500 (W)	9:50 P.M.	TEAM AWARDS
7:50 P.M.	1500 (M)		
8:00 P.M.	Discus (M)		
8:10 P.M.	400 Hurdles (W)		
8:20 P.M.	400 Hurdles (M)		
8:30 P.M.	400 (Women)		
8:40 P.M.	400 (Men)		
8:50 P.M.	200 (Women)		
8:55 P.M.	200 (Men)		
9:15 P.M.	Triple Jump (M)		
9:20 P.M.	Pole Vault (M)		
9:30 P.M.	200 (Women)		
9:32 P.M.	200 (Men)		

ATTENTION!!
COACHES!

Notice of event Time Changes:

1. Hammer - 8:00 P.M.
San Jacinto J.C.
Pasadena, Texas

Weigh in 12:00 noon - 1:30 P.M.
At Student Center
Bus leaves at 1:30 P.M.

2. Men's High Jump
Friday 6:30
3. Marathon
Saturday 6:00 A.M.

NAIA TRACK AND FIELD CHAMPIONSHIP

May 21, 1981

Men Division - Final

1m

Hammer

1. Doug Barnett, Azusa, 68.60m, 205'6"; 2. Doug Gillard, Ferris State, 58.80m, 192'10"; 3. Ben Laser, Saginaw Valley, 58.20, 174'7"; 4. Jeff Clark, Bethany, 52.96m, 173'9"; 5. Tom O'Rourke, Bethany, 52.26, 172'4"; 6. John Grywinski, Simon Fraser, 51.98m, 170'7".

JAVELIN

1. Mike Barnett, Azusa, 77.98m, 255'8", (NEW MEET NAIA RECORD); 2. Robert Shirts, So. Utah, 71.60m, 234'12"; 3. El Boos, Minot, 70.30m, 230'8"; 4. Todd Lovell, Lewis & Clark, 69.98, 228'4"; 5. Gary Sechrist, Fort Hayes, 68.72m, 225'4"; 6. Mack Waldera, Moorhead St., 68.14m, 223'7".

Long Jump

1. Britt Courville, T.S.U., 7.88m, 25'10 1/4"; 2. Julius Meekins, Pembroke, 7.86m, 25'1"; 3. James Palmer, T.S.U., 7.54m, 24'9 1/4"; 4. Bill Patza, U of W LaCrosse, 7.54m, 24'8"; 5. Ray Smith, Wayland Baptist, 7.48m, 24'6 3/4"; 6. Adrian Sampson, South Utah, 7.38m, 24'0 3/4".

10,000 Meter

1. Gordon Sanders, Hilldale, 29:50.07; 2. Donald Stearens, Eastern Oregon, 29:50.67; 3. Arnie Falk, Valley State, 29:57.76; 4. Paul Mausling, Macalester, 29:59.67; 5. Chris Fuller, Macalester, 29:59.89; 6. Joe Yurlovich, Malone, 30:01.39.

NCAA OUTDOOR TRACK CHAMPIONSHIPS
ROBERTSON STADIUM -- HOUSTON, TX.

RECORDS SET:

All women division times and distances are records. First race event held.

FRIDAY, May 21 --

HAMMER THROW -- Doug Barnett, Azusa Pacific, Cal. 245-5 (82.60)
old mark 204-11 by Murray Haeuling, Simon Fraser, CAN 1973
in Arkadelphia, Ark.

JAVELIN -- Mike Barnett, Azusa Pacific, Cal. 215-4 (82) (77.32)
old record 205-4 by Tom Thane, Pacific Lutheran, Wash 1958
in San Diego, Cal.

100 METER -- 10.52 by Darrell Green, Texas A&M 10.52 in
heat 1 of the finals old mark was 10.53 by Earl
Thomas of Jackson, Miss. in 1977 at Arkadelphia, Ark.

10,000 METER -- Gordon Sanders, Hillsdale, Mich 29:50.07
old mark 30:01.09 by Sammy Mitchell, Azusa Pacific, Cal
1973 in Abilene, Tx.

PAALA OUTDOOR TRACK & FIELD
CHAMPIONSHIPS



FINALS



NAIA TRACK AND FIELD CHAMPIONSHIPS (OUTDOOR)

May 22, 1981

WOMEN DIVISION

FINAL

HIGH JUMP

1. Sybil Reddic, T.S.U., 1.79m, 5'10 1/2"; 2. Cynthia Gilbert, Berry College, 1.71m-5'7 1/2"; 3. Adronine Green, Jackson State, 1.67m, 5' 6"; 4. Patty Gleason, Hastings, 1.67m, 5'6"; 5. Suzie Anderson, Kearney, 1.67m, 5'6"; 6. Roberta Harper, T.S.U., 1.62m 5'3"; 6. Charmine Cullins, Azusa Pac., 1.62m, 5'3".

JAVELIN

1. Michele McCandless, Simon Fraser, 44.88m, 147'3" (NEW MEET NAIA RECORD); 2. Casey Jacomazzi, Azusa Pacific, 43.46m, 143'11"; 3. Judy Becker, Emporia St. U., 42.16m, 138'4"; 4. Janotte Poitfer, St. Augustines, 39.74m, 127'; 5. Gaea Youngblood, Fort Hays St., 38.64m, 126' 9"; 6. Peter Kietze, Point Boma, 38.40, 126'0.

100 Meter Hurdles

1. Linda Weekly, Texas Southern, 13.83, (NEW NAIA MEET RECORD); 2. Lillian Cole, Alabama State U., 14.33; 3. Terri Walters, Texas Southern, 14.37; 4. Rhonda Scott, Southern U. (LA), 14:69; 5. Thomasina Busch, Hampton Inst. (VA), 14:83; 6. Carmen Porter, Texas Southern U., 14:87.

100 Meters Dash

1. Angel Doyle, Southern U (RR), 11.85; 2. Esther Hope, 11.93, Jackson St. (MS); 3. Shellie LaBome, Prairie View (TX), 12.14; 4. Linda Weekly, Texas Southern, 12.15; 5. Antionetta Tolbert, St. Augustine's (NC), 12.17; 6. Carol Williams, Miss. Valley, 12.20,

5000 Meters

1. Wendy Burman, UW - Parkside (WS), 17:03.77; 2. Angie Piskusch, School of Oarks, 17:28.20; 3. Mary Jagua, Adams State (CO), 17:50.00; 4. Linda Roger, Ft. Hays State (KS), 18:08.67; 5. Rosemary Hesenan, Pittsburg St. Univ. (KS), 18:10.66; 6. Marcy Nesbitt, Hillsdale College (MI), 18:13.20.

4 x 800 Relay

1. Texas Southern Univ. (S. Scott, Redd, Thompson, Jackson), 3:54.34 (NEW NAIA MEET RECORD); 2. Jackson State, 9:12.54; 3. Midland College (NE), 9:15.49; 4. Emporia State (KS), 9:29.86; 5. St. Augustine's (NC), 9:33.8; ~~DOUGLAS~~ 6. Saginaw Valley (MI), 9:35.59.

TEAM LEADERS:

1st Texas Southern U.	47 1/2 points
2nd Prairie View	32 points
2nd Jackson State	32 points
3rd Southern U (LA)	22 points
4th Hampton	14
4th Ft. Hayes	14
5th St. Augustine	13
5th Adams	13
6th Simon Fraser	10
6th Wisc. Parksdale	10
6th Emporia	10
7th Azusa Pacific	8 1/2
8th Berry College	8

1981 NAIA TRACK AND FIELD CHAMPIONSHIP
TEXAS SOUTHERN UNIVERSITY
HOUSTON, TEXAS

WOMEN DIVISION

Event No. 200 Meters
Final/Heat No. Semi-3Heats

QUALIFY 3 TO FINALS

HEAT ONE

Lane 2	Teresa Morel	2667	Port Hays (KS)
3	Denise Day	2618	St. Augustine (NC)
4	Cornelia Jackson	2551	Jackson St. (MS)
5	Denise Cox	2632	Texas Southern Univ.
6	Thomasina Busch	2529	Hampton Ins. (VA)
7	Carol Williams	2599	Miss. Valley
8	Mary Ann Higgs	2707	Prairie View (TX)

HEAT TWO

Lane 2	Donna Lazard	2639	Texas Southern
3	Antionette Gilbert	2661	St. Augustine (NC)
4	Angel Doyle	2750	Southern U.B.R. (LA)
5	Cindy Spaciel	268	U. Wisc. Parkside
6	Martie Curtis	2530	Hampton Ins. (VA)
7	Rene' Lloyd	2591	Mississippi Valley
8	Pamela Cook	2540	Jackson St. (MS)

HEAT THREE

Lane 2	Marlene Ball	2740	Simon Frazer
3	Cora Sherman	2550	Texas Southern
4	Mary Garden	2690	St. Augustine (NC)
5	Cynthia Johnson	2612	Wiley (TX)
6	Eather Hope	2650	Jackson St. (MS)
7	Shelia LaBome	2709	Prairie View (TX)

1987 NAIA TRACK AND FIELD CHAMPIONSHIP
TEXAS SOUTHERN UNIVERSITY
HOUSTON, TEXAS

WOMEN'S DIVISION

3000 Meters

1a Mary Jaqua	2394 Adams State
1b Nancy Gray	2529 Emporia State (KS)
2a Madonna Fidd	2656 Texas Southern University
2b Angie Pischus	2676 School of the Ozarks
3a Edie Brantley	2721 Berry College (GA)
3b Jeann Murphy	2507 Chadron State (NE)
4a Patricia Osborne	2596 Miss. Valley
4b Tamara Thompson	2651 Texas Southern U.
5a Katy Harders	2572 Kearney State (NE)
5b Lt. Shaugnessat	2727 Berry College (GA)
6a Sharon Hoots	2511 Concordia (MO)
6b Linda Roger	2668 Fort Hays (KS)
7a Inti Herrick	2521 Emporia State (KS)
7b Kelly Hiatt	2587 Midland College (TX)
8c Kathy Bowman	2602 Saginaw Valley (MI)
8c Linda Ziemker	2741 East Texas State
1a Kellie Benson	3679 Wisconsin State PARKSIDE
9b E 2526	Emporia State (KS)

10 Saylor Rother 2615 Pitt St 4 K.

WOMEN DIVISION

DISCUS

FLIGHT ONE

Denise Schreiber	2684	UM - Parkside
Sue Goetzinger	2506	Chadron State College
Patricia Thomas	2770	Prairie View A & M
Andre Green	2706	P. V. A & M University
Joy Burger	2501	Azuza Pacific

FLIGHT TWO

Julie Burik	2516	Emporia State Univ.
Lynette Graf	2571	Kearney State
Vandora Wilson	1759	Fort Hays State Univ.
Kathleene Bartlett	2545	Jackson State
Cindy Young	2698	Adams State

FLIGHT THREE

Debra Cole	2603	Saginaw Valley
Karen Muddell	2712	P.V. A & M
Paula Evans	2569	Kearney State
Cheryl Zachary	2740	East Texas State Univ.

FLIGHT FOUR

Lynette Antoine	2616	St. Augustine's College
Nanly Asche	2509	Concordia College
Woodie Wilson	2713	P.V. A & M Univ.
Eve Beryl	2635	Texas Southern

FLIGHT FIVE

Pam Schmidt	2591	Midland College
Laurie Wickard	2508	Chadron State College
Tommy Bonnell	2581	Md. America Nazarene
Chris Garner	2518	Emporia State Univ.

NAIA TRACK AND FIELD CHAMPIONSHIP
May 22, 1981
Women Semi Final

4 x 100m Relay

Lane 1 Miss. Valley, 47.25
2 St. Augustine (NC), 47.18
3 Southern U (LA), 44.67
4 Jackson St. (MS), 46.18
5 Texas Southern U., 44.67
6 Kearney St. (NE), 49.11
7 Hampton Ins., 48.05
8 Prairie View (TX), 46.21
9 U of Wisc. - Parkside, 49.75

400 Meters Dash

Lane 1 Marcella Elliot, 54.88	2753	Southern U (LA)
2 Easter Gabriel, 55.36	2704	Prairie View (TX)
3 Jeanice Gunner, 55.70	2634	Texas Southern U.
4 Evette Jones, 54.77	2532	Hampton Inst. (VA)
5 Joyce Townson, 55.88	2652	Texas Southern U.
6 Loretta Edwards, 54.70	2702	Prairie View (TX)
7 Earnestine Hanna, 55.69	2758	Texas Southern U.
8 Melinda McDougal, 56.40	2555	Jackson State (MS)
9 Yvette Joseph, 56.98	2564	Jackson State (MS)

800 Meters

Lane 1 Denise Levy,	2622	St. Augustines (NC)
2 Mary Damiani, 2:13.43	2611	Southern Utah
3 Tawana Thompson, 2:14.83	2651	Texas Southern U.
4 Radious Jackson, 2:11.83	2552	Jackson St. (MS)
5 Cherritta Jackson, 2:10.65	2637	Texas Southern U.
6 Sandra Scott, 2:14.47	2649	Texas Southern U.
7 Donna Bean, 2:12.60	2546	Jackson St. (MS)
8 Gina Smith, 2:17.40	2558	Jackson St. (MS)
9 Daren Rudd, 2:15.14	2748	Simon Frazer (BC)

400 Meter Hurdles

Lane 1 Venessa Cole, 1:04.74	2592	Miss. Valley
2 Jayne Brummer, 1:05.58	2566	Kearney St. (NE)
3 Colleen Donnelly, 1:03.85	2691	Adams St. (CO)
4 Sherri Barnes, 1:03.96	2528	Hampton Ins. (VA)
5 Verlonda Leonard, 1:04.54	2640	Texas Southern U.
6 Felicia Durham, 1:02.02	2751	Southern U. (LA)
7 Kathy Freeman, 1:02.43	2753	Southern Univ. (LA)
8 Lynn Gamble, 1:04.65	2703	Prairie View (TX)
9 Tawanna Rodgers, 1:05.78	2647	Texas Southern U.

1981 NAIA TRACK AND FIELD CHAMPIONSHIPS
TEXAS SOUTHERN UNIVERSITY
HOUSTON, TEXAS

WOMEN DIVISION

Event No. 4 X 400 RELAY

Final/Heat No. FINAL

LANE

- | | |
|---|------------------------------|
| 1 | Hampton Institute |
| 2 | Adams State College |
| 3 | Jackson State |
| 4 | St. Augustine College |
| 5 | Mississippi Valley St. Univ. |
| 6 | Southern University |
| 7 | Prairie View University |
| 8 | Texas Southern University |

200m. (Women) Heat 2

Leann Holliman	28.66
Susie Bell	28.98
Loretta Elbert	29.08
Susan Kemble	29.48
Beth Reinisch	29.56
Judie Miller	30.61
Marissa Catibayan	30.75

3000m (Women)

Nancy Reynolds	10:46.11
Jackie Beaud ry	10:52.15
Leanna Madison	11:17.00
Debbie Jensen	NT
Daniel Huxley	NT
Carolyn Rainonde	NT
Gerisann Hall	NT
Ann Barnes	12:19.91

Mile Relay (Women)

Mt. Hood	4:06.84
Willamette	4:07.83
U of Portland	4:08.09

1st heat Mile Relay (Men)

U of Portland	3:24.22
GF	3:24.96
Mt Hood	3:24.96
Titan TC	3:26.05
Lin #1	3:26.72
Clack	3:30.86
OCE	3:38.80

2nd heat Mile Relay (Men)

LBTC	3:30.25
U of Port.#2	3:31.22
U of Port.#3	3:35.45
Titan #2	3:36.10
GF #2	3:37.99
Linfield #2	3:39.82
U of Port#4	3:40.41
Mt. Hood #2	3:47.07

Mt. Hood	49.81
Willamette	52.80
Linfield	54.81
Univ. Of Port	54.87

Women's Shot

Ann Davis (Will.)	388 3 1/4"
Caral Ziemba (Clac)	37' 9 3/4"
Andrea Heilman (Pac)	36' 5 3/4"
Barb Crocker (L&C)	34' 5 1/2"
Janice Kalina (LBCC)	33' 7 1/2"
Janet Bronson (L&C)	33' 5"

1500m. (Women)

Dawn Wilger (Mt.Hood)	4:44.24
Suzanne Tourea (Lin)	4:45.27
Anne Jenck (U of P)	4:47.88
Kathy Nash (WU)	4:57.37
Jackie Miller (LC)	5:01.17
Tabitha Lind (WU)	5:27.09
Elizabeth Cole (Lin)	5:39.03

100m. Hurdles (Women)

Lorrie Schaecher (Mt.Hood)	14.91
Michelle McArthur (LC)	16.77
Jackie Huxtable (unat)	16.79
Diane Raynor (Linfield)	19.83

400m. (Womens)

Terresa Lee (UP)	1:01.25
Debra Simecek-Beatty (Mt.Hood)	1:01.89
Wendy Stuhr (Mt. Hood)	1:02.09
Florence Poncil (Mt. Hood)	1:02.39
Carolyn Valez (UP)	1:04.14
Karen Mills (LC)	1:08.94

Discus (Women)

Andrea Heilman (Pacific)	129'
Ann Davis (Willamette)	125' 11"
Carol Ziemer (CCC)	116' 6"
Janet Bronson (L&C)	116' 3"
Cyd McCormick (CCC)	110' 11"
Ruth Evern (Linfield)	105' 7"

LongJump (Women)

Susi Chaffee	16' 6"
Jacquie Hoxgabol	16' 4 1/2"
Pam Snyder	16' 4"
Debbie Tokuhisa	16' 2 1/2"
Florence Poncil	14' 7 1/2"
Debbie Prince	14' 3"

Kerri Anderson	5' 6"
Emse Jensen	5' 0"
La urie Lingel	5' 0"
Soelle Quinsenberry	5' 0"
Kim Trinidad	4' 10"
Connie Vedack	4' 10"
Kay Pettygrove	4' 10"
Barb Henderson	4' 4"

100m (Womens) Heat 1

Kim Parrish (Mt. Hood)	12.54
Karen Buxton (Mt. Hood)	13.53
Susi Chaffee (PU)	13.69
Loretta Elbert (Clark)	14.58
Susan Shelton (L&C)	14.60
Debbie Tokuhisa (PU)	14.64

100m (Womens) Heat 2

Lisa Martedon (PU)	13.79
Michelle Wentzel (Lin)	14.11
Suzie Bell (Linfield)	14.56
Beth Reinisch (WU)	14.70

~~XXXXXXXXXXXXXXXXXXXX~~

800m (Women)

Leann Madison	2:23.58
Carolyn Gore	2:23.63
Linda Robinson	2:30.69
Rose Zerzan	2:42.39

Javelin Women

Sandy Bean	152' 8"
Cyd McCormick	138' 4 1/2"
Jody Durant	125' 1"
Diane Fox	122' 6"
Ann Davis	113' 5"
Debbie Prince	109' 7"

400 m I.H. Women

Lorrie Schaecher	1:06.10
Esme Jensen	1:07.45
Michelle McArthur	1:22.42

200m. (Women) Heat 1

Kim Parrish	25.19
Karen Buxton	26.92
Jacquie Huxtable	27.42
Lisa Sweo	27.46
Wendy Stuhr	27.88
Jannice Rue	28.50
Michele Wentzel	28.78
Ann Pollard	



FINALS



NAIA OUTDOOR TRACK & FIELD CHAMPIONSHIPS

EVENT : 200 METER - SEMIS Heat I

CLASS : MEN

LANE	NAME	NO	SCHOOL	PLACE	TIME
1	GEORGE COINS	1761	SOUTHERN U. B.R. (LA)		
2	SYLVESTER STAMPS	1177	JACKSON STATE (MISS)		
3	NATHANIEL SLOAN	1261	MISS VALLEY		
4	CHARLES PICKENS	1260	MISS VALLEY		
5	JEFF FISHER	1686	HOWARD PAYNE (TX)		
6	BARRY SAMPLES	1563	ANGLO ST. (TX)		
7	ROBERT WILLIAMS	1481	U of Ark Pine Bluff		
8	ALVIN MATTHIAS	1009	ADAMS ST. (COLO)		

NATA OUTDOOR TRACK & FIELD CHAMPIONSHIP

EVENT: 200 METER Semi Finals Heat II
CLASS: MEN

LANE	NAME	NO.	SCHOOL	PLACE	TIME
1	DAVID ABHLEY	1597	DAVID LIPSCOMB (Tenn)		
2	GILBERT ROLLE	1424	ST. AUGUSTINE (NC)		
3	ROLLEN CHAMBER	1369	SOUTHERN U. (LA) B.L.		
4	DONALD WINEY	1381	SOUTHERN U. (LA) B.P.		
5	RICKY MOXEY	1449	TEX. SOUTHERN		
6	MORRIS JACKSON	1342	JACKSON ST. (MISS)		
7	MIKE FRANCIS	1406	S.W. TX.		
8	FREDRICK JOHNSON	1257	MISS VALLEY		
9	MARTIN MOORE	1114	EMPORIA ST. (KS)		

NATIA Outdoor Track and Field Championship

Heat 3

Event 200 Meter Semi Finals class M-N

Lane	Name	No.	School	Finals
1	Adrian STALIA	1379	SOUTHERN U. (LA)	
2	MICHAEL ANDSON	1334	ST. AUGUSTIN	
3	Percy WILLIAMS	1081	COLLEGE OF OZARKS (ARK)	
4	DARRELL GREEN	1741	TEXAS A+I	
5	LARRY WHITE	1263	MISS. VALLEY	
6	RAY SMITH	1720	WAYLAND (APT. TX)	
7	CARL WILLIAMS	1462	TEXAS SOUTHERN	
8	HATCH DANTE	1005	ADAMS ST.	

WIP DIVISION

FOLK VAULT

3:00 PM - Sat. May 23, 1981

(Vaulting Height = 4.23 meters or 13'8 3/4" - advance bar as follows:

4.95m - 16'3 1/4"

4.50m - 14'9"

5.05m - 16'7"

5.10m - 16'8"

5.20m - 17'1"

etc.

ORDER OF COMPETITION

Kurt Stohald	1380	Oklahoma Christian College
Art J. Parsley	1482	Abilene Christian College
Jim Bright	1530	Abilene Christian College
Bob Williams	1133	Abilene Christian College
Mike Lynch	1139	Harding Univ.
Mike Humberg	1134	Homline Univ.
Ken Stewart	1682	Fort Hays State Univ.
Mike Bailey	1252	Moorhead State Univ.
Bob Felts	1429	Tarleton State Univ.
Eric Toney	1624	William Jewell
Sam Houston	1416	Stephen F. Austin State
Don Williams	1223	Mulane College
David George	1272	Oklahoma Christian College
Sam Prosser	1613	Park College
Jack Buckwalter	1677	Fort Hays State Univ.
Sam Anderson	1496	Univ. Miss. Parkside

MEN DIVISION

DISCUS

FLIGHT I

Randy Russell	1638	Pittsburg State Univ.
Roger Axelsson	1317	Point Loma College
Bob Urey	1234	Malone
Paul Kendrick	1131	Hamline Univ.
Willie Waugh	1535	W. Va. Wesleyan
XXXXXXXX		

FLIGHT II

Bill Gillespie	1203	Liberty Baptist
Andrew Woodard	1464	Texas Southern Univ.
Donald Heaven	1423	St. Augustine's College
Mike Gallagher	1109	East Texas State Univ.

FLIGHT III

Philip Jones	1598	David Lipscomb
Uno Vesterlund	1323	Point Loma College
Byron Sawyer	1750	Mohrre College
David Simmons	1584	Abilene Christian Univ.

FLIGHT IV

Martin Guerrero	1574	Abilene Christian Univ.
Doug Barnett	1022	Azuza Pacific College
George Barlow	1439	Texas Southern Univ.
Dan Llitteras	1076	Chadron State College

N.A.I.A.

Triple Jump
(Trials-Finals)

Method of Competition: (3 prelim. jumps - with the top 9 jumpers into the finals)

5 Flights-5

2 Flights-4

7 Flights Total 34 competition

Flight I

1	1094	Robert Watley	Cumberland College
2	1657	Cary Tyler	Ciela Collage
3	1376	Herlenzo Holmes	Southern Univ. LA.
4	1518	Jim Bevan	Western State

Flight II

1	1220	Don Bumber	Malone College
2	1137	Kevin Granbery	Harding Univ.
3	1148	Jeff Edward	Hastings College
4	1337	Ed Brown	Saginaw Valley
5	1315	Charles Swindell	Pembroke State

Flight III

1	1728	Don Check	Univ. Wisc.-Platteville
2	1659	Charles Darrell	Central Washington
3	1286	Tim Horeley	Ottaw Univ.
4	1418	Dorant Bartlett	St. Augustine
5	1555	Kyle Evans	Angelo State

Flight IV

1	1458	Morgan Thorpe	Texas Southern
2	1251	Rod McClendon	Moorhead State Univ.
3	1522	Jerry Hollingshead	Western State
4	1007	Nick Kohler	Adams State
5	1274	Terry Neal	Oklahoma Baptist Univ.

Flight V

1	1172	Larry Perkins	Jackson State
2	1312	Ray Pate	Pembroke State
3	1757	Charles Williams	Alabama State
4	1442	Britt Courville	Texas Southern Univ.
5	1692	Tony Little	Kearney State

Flight VI

1	1550	Arnold Atkins	Angelo State
2	1148	Daniel Hunter	Henderson State
3	1080	Kenneth Little	College of Ozarks
4	1169	Al Marshall	Jackson State

Flight VII

1	1553	Gideon Cheruiyot	Angelo State
2	1302	Gordy Horton	Panhandle State
3	1726	Michael Little	Univ. of Southern Colo.

1981 NAIA TRACK AND FIELD CHAMPIONSHIP
TEXAS SOUTHERN UNIVERSITY
HOUSTON, TEXAS

MEN DIVISION
STEEPLE CHASE FINAL

<u>Positions</u>	<u>Name</u>	<u>No.</u>	<u>School</u>
1	J.P. Worcester	1684	Fort Hays State
2	Kregg Einspahr	1085	Concordia
3	Bill Fischer	1485	U.W. Lacrosse
4	Darry Trampe	1695	Kearney State College
5	Bruce Cyra	1538	Western Washington Univ.
6	Rich Racker	1696	Lewis & Clark College
7	Glenn Magrum	1154	Hillsdale College
8	Richard Horn	1697	Liberty Baptist
9	Kirby Herschberger	1212	Manchestex College
10	Paul Croft	1508	Westmont College
11	John Stadwick	1349	Sag. Valley State
12	Graham MacDonald	1737	Simon Fraser Univ.
13	Ivan Solaro	1204	Liberty Baptist
14	Calvin McQueen	1345	Sag. Valley State
15	Pat Porter	1011	Adams State College
16	Curt Fiedler	1055	Black Hill State
17	Joe Ward	1460	Texas Southern
18	Alec Ritchie	1738	Simon Fraser Univ.

NAIA TRACK AND FIELD CHAMPIONSHIP

May 22, 1981

MEET DIVISION

MEET DIVISION

~~NAIA TRACK AND FIELD CHAMPIONSHIP~~

400 Meter Relay

Lane 1	Pembroke (NC), 41.85
2	Angelo St. (TX), 42.39
3	St. Augustine (NC), 40.57
4	Southern U. BR. (LA), 40.53
5	Miss. Valley, 40.26
6	Texas Southern, 40.60
7	Abilene Christian (TX), 40.85
8	Jackson St. (MS), 40.88
9	South Eastern (LA), 41.46

400 Meters

Lane 1	Sam Ocel, 1133	Hamline (MN)	47.34
2	Robert Bullard, 1446	Texas Southern U.	47.18
3	Tyrone Cross, 1443	Texas Southern U.	47.78
4	Charles Phillips, 1355	Sam Houston (TX)	46.68
5	Mike Rowe, 1176	Jackson St. (MS)	46.44
6	Eugene Sanders, 1259	Miss. Valley	47.06
7	Donald Winey, 1381	Southern U (LA)	46.87
8	Ev Lelas, 1341	Saginaw Valley (Mich)	47.66
9	Randolph Dixon, 1258	Miss. Valley	48.29

800 Meters

Lane 1	Ron Caten, 1:50.99	1714	Wayland Baptist (TX)
2	Larry Brown, 1:50.65	1435	Taylor (IN)
3	Brain Starks, 1:49.87	1456	Texas Southern U.
4	Clifton Perry, 1:50.10	1453	Texas Southern
5	Michael Watson, 1:49.90	1181	Jackson St. (MS)
6	Tyler Martin, 1:51.31	1693	Kearney St. (NB)
7	Robert Wilson, 1:51.00	1184	Jackson St. (MS)
8	Joel Ngetiel, 1:47.62	1719	Wayland Baptist (TX)
9	Teremy Krone, 1:49.90	1556	Angelo St. (TX)

400 Intermediate Hurdles

Lane 1	Dwain Deiterman, 51.92	1415	S. F. Austin (TX)
2	Robert Klein, 51.90	1557	Angelo St. (TX)
3	Thad Dumble, 51.91	1325	Prairie View (TX)
4	Ed Brown, 50.17	1337	Saginaw Valley (MI)
5	Earl Howard, 52.41	1525	Central Ark.
6	Darren Pearson, 51.67	1378	Southern U. (LA)
7	Carl Powell, 52.31	1314	Pembroke St. (NC)
8	Delmar Porter, 52.07	1069	Central St. (OK)
9	Kirby Anderson, 52.55	1142	Hastings (NB)



GEORGE FOX COLLEGE/Linfield/Pacific
Pacific Lutheran/George Fox Alumni
Newberg, Oregon
April 18, 1981

SCORING: 6-4-3-2-1
Relays 6-4-3-2-0

TEAMS: Linfield (L), Pacific (P),
Pacific Lutheran (PLU),
George Fox (GFC), George Fox Alumni (A)

12:15 HAMMER THROW - S. Curtis GF 159.0; M. Dotson L 151-6; M. Jacqua L 145-11;
G. Castor L 143-8; A. Morrow A N. Smith GF 135-1; S. Huisenga GF
125-11; M. Ayers L 110.0; R. Miller L 109-8

1:00 MEN'S LONG JUMP - P. Shot PLU 22-8; J. Shaw L 21-9; B. Quiring OCE 21-4;
J. Ellings L 20-10½; C. Goetsch L 20-9; D. Beemer P 20-5; P. Delap
PLU 20-0; B. Barkdull GF 19-8; F. Okora OCE NM; M. McLaughlin OCE NM

WOMEN'S LONG JUMP TO FOLLOW - B. Rom PLU; S. Chaffee PU; D. Tokuhisa PU;
J. Williams GF; C. Shepard OCE

WOMEN'S HIGH JUMP - K. Maxwell GF; C. Shepard OCE; D. Tokushisa PU; C. Vedack PU

MEN'S HIGH JUMP TO FOLLOW - O. James GF 6-8½; P. Shot PLU 6-8; B. Quiring
OCE 6-8; J. Livermore L 6-4; R. Vincent OCE NM; J. Smit P 6-4;
B. Barkdull GF 6-2; K. Johnson OCE 6-2; L. Austin A

MEN'S JAVELIN - E. Buck A NM; R. Hays L 196-8; D. Dittus A NM; L. Austin A NM;
J Elder OCE 166-3; F. Brandenburg PLU 150.0; S. Huisenga GF 150.0

WOMEN'S JAVELIN - S. Barboza L; T. Heilers OCE; J. Churchill L; K. Gurske GF;
L. Phillips GF; J. Sidda OCE; D. Fox L

WOMEN'S SHOT - R. Hampton GF; D. Fox L; T. Hielers OCE; D. Kvernenes PLU;
S. Ward OCE; L. Phillips GF; S. Barboza L; K. Gurske GF; A. Heilman PU

MEN'S SHOT TO FOLLOW- R. Miller GF 38-1½; J. Brock OCE 39-2; R. Johnson OCE
40-9; D. Sharp L 43-10; C. Keeran A 42-6; A. Morrow A NM; S. Curtis
GF 41-7½; M. Jaqua L 44-6; M. Dotson L 47-9

POLE VAULT - D. Johnson PLU 14-6; K. Leader OCE 14-6; K. Tarpenning L 14-0;
B. Heydel GF 12-6; T. Sherman GF 12-6; K. Kennedy P 12-5; L. Branson
OCE 12-0; M Bissonette L NM

FOLLOW LONG JUMP - TRIPLE JUMP - J. Shaw L 46-3½; K. Toomb L 44-7; N. Smith
GF 43-3½; K. Bostick L 42-3; M. Waller OCE 42-0; P. DeLap PLU 40-8

FOLLOW JAVELIN - DISCUS - C. Keeran GF NM; M Jaqua L 158-4; M Dotson L 146-7;
J. Brock OCE 138; S. Huisenga GF 133-8; D. Dittus A NM; S. Curtis GF
131-8; M. Ayers L 131-7; R. Miller GF 124-2; A. Morrow A NM;
D. Sharp L 122-7; R. Miller L 120-2; K. Johnson OCE 118;

WOMEN'S DISCUS TO FOLLOW: S. Barboza L; J. Churchill L; R. Hampton GF;
D. Kvernenes PLU; S. Ward OCE; K. Gurske GF; T. Heilers OCE; A. Heilman PU

2:00 400m RELAY- Linfield 43.0 (Reed-Drake-Adkins-Freundschuh); OCE NM; George
Fox 43.1; GFC Alums NM; Pacific 44.5; Boxer NM

WOMEN'S 400m RELAY - OCE; GFC; PLU; Linfield

STEEPLECHASE - K. Brophy OCE NM; Z. Prewitt PLU 9:29; L. Smith A NM;
S. Blikstad A NM;

MEN'S 1500 - Z. Prewitt PLU NM; M. Brown L 4:02.2; T. Sullivan OCE NM;
M. Wells P NM; B. Sargent PLU 3:53; J. Kraus L 3:35.3 W. Otto GF 3:56

2:25 WOMEN'S 1500 - S. Tovrea L; B. Cooke OCE; D. Johnson PLU; M. DeHart OCE;
S. Lakin PLU; T. Wilson OCE; M. Langdon PLU; D. Tri PLU;

2:35 MEN'S HIGH HURDLES:- L. Reed L 16.5; M. Reynolds GF 15.3; P. Schot PLU 15.1
M. Kelley OCE 15.6; R. Frisk GF 15.1; P. Menter PLU 15.4; K. Johnson OCE
15.5

WOMEN'S 100m HURDLES - C. Sheperd OCE; J. Williams GF; H. Jahr PLU; L. Thomas
GF; K. Maxwell GF

2:45 MEN'S 400 - J. Adkins L 51.6; T. VanWinkle GF 49.9; R. Drake L 49.7;
M. Driesner GF 50.7; D. Grubb P 49.6; A. Kirkland P 50.9; J. Dutoit OCE
54.3; D. Drisner GF 53.3; T. Ray OCE NM; S. Hawkins OCE 56.7; J. Smith
P 53.1

WOMEN'S 400 - S. Burns GF; M. Glazebrook L; D. Macomber OCE; D. Curry PLU;
S. Bell L; C. Mixon PLU; D. Drisner GF; J. Downing PLU; C. Farrow PLU;

3:05 MEN'S 100 - T. Sherman GF 11.5; D. Beemer P 11.4; D. Freunds Schuh L 11.1;
M. Heathco A NM; C. Schrunck OCE 11.4; G. Griffin A NM; K. Swift OCE 11.
C. Neeley A NM; J. Goodman OCE 11.5; B. Richardson L 11.8; J. Lloyd L 11.

WOMEN'S 100 - S. Chaffee PU; J. Williams GF; C. Wischart L; J. Davis GF;
C. Mountain OCE; J. Jackson GF; L. Martelon PU

3:20 MEN'S 800 - B. Boyd OCE 1:58.4; K. Grudt PLU 2:06; V. Brown P 1:59.6;
P. Doug PLU 1:58.6; J. Kraus L 1:55.3; K. Pearson GF 1:58.8; M. Brown
L 1:57.7; B. Sargent PLU 1:53.8; D. Smiley GF NM; L. Schaeffer OCE 1:59
T. Williams P 1:58.5; Z. Prewitt PLU NM;

WOMEN'S 800 - M. DeHart OCE; C. Gore L; M. Johnson PLU; S. Tovrea L; K. Dong F
T. Wilson OCE; M. Wentzel L; D. Tri PLU; M. Langdon PLU

3:30 MEN'S 400 IH - P. Menter PLU 57.3; J. Elder OCE 60.2; M. Kelley OCE 56.9;
R. Frisk GF 54.0; J. Ogard PLU 57.5

WOMEN'S 400 IH - L. Thomas GF; H. Jahr PLU; K. Maxwell GF; D. Malcomber OCE;
K. Johnson OCE; S. Burns GF

3:40 MEN'S 200 - D. Grugg P 22.4; A. Kirkland P 22.5; R. Drake L 22.8; M. Reynol
GF 22.6; C. Schrunck OCE 23.4; T. Sherman GF 23.2; D. Freunds Schuh L 22.7
B. Richardson L 23.9; P. Shot PLU NM; M. Heathco A NM; J. Goodman OCE
23.6; K. Swift OCE NM; L. Giles Unatt. 23.4

WOMEN'S 200 - D. Curry PLU; M. Glazebrook L; J. Jackson GF; L. Martelon P;
T. Davis GF; J. Williams GF;

4:00 WOMEN'S 5000 - D. Johnson PLU; L. Slocum GF; C. Hendry P; C. Hays PLU;
S. Mix PLU; S. Lakin PLU; M. Branson PLU;

WOMEN'S 3000 - G. Hall L; M. DeHart OCE; B. Cooke OCE; S. Tovrea L; L. Barry
OCE. S. Moe L; F. Cole L

4:20 MEN'S 5000 - D. Blaufson OCE NM; D. Hamilton A NM; E. Buck A NM; M. Wells
P NM; T. Sullivan OCE 17:10; F. Knight OCE 16:22; R. Mattson PLU 16:00;
G. Gioranetti L 15:26.8; L. Smith A NM; S. Stuart A NM

4:40 MEN'S 400 X 4 - OCE NM (Boyd-Schaeffer-Dutoit-K. Johnson); GFC 3:23.2 (Otto-
M. Driesner-VanWinkle-Frisk); Linfield 3:23.8 (Adkins-Brown-Drake-Freunds Schuh
GFC Alums NM; PLU NM; Pacific 3:28.2 (Grubb-Williamson-Brown-Kirkland)
GFC "b" NM

WOMEN'S 400 X 4 - PLU; Linfield; GFC; OCE; PLU #2

RESULTS - 30TH ANNUAL NAAI NATIONAL TRACK & FIELD CHAMPIONSHIPS - 1981

MEN'S DIVISION

100 Meter - 1. Larry White, Mississippi Valley St., :10.63; 2. Darrell Green, Texas A&I, :10.63; 3. Charles Pickens, Mississippi Valley St., :10.77; 4. Michael Lawson, St. Augustine's NC, :10.80; 5. Morris Jackson, Jackson State MS., :10.83; 6. Albert Lawrence, Abilene Christian TX, :10.84.

110 High Hurdles - 1. Steve Parker, Abilene Christian TX, :13.95; 2. Carl Powell, Pembroke St. NC, :14.47; 3. Milan Doneley, Southern Colorado, :14.47; 4. Robert Kennedy, Texas Southern, :14.49; 5. Robert Johnson, Wayland Baptist TX, :14.65; 6. Ed Blackburn, Wayne St. NE, :14.70; 7. Johnny Shaw, Texas Southern, :14.71; 8. Chris Thelwell, St. Augustine's NC, :14.77.

200 Meter - 1. Darrell Green, Texas A&I, :21.42; 2. Larry White, Mississippi Valley St., :21.48; 3. Charles Pickens, Mississippi Valley St., :21.50; 4. Nathaniel Sloan, Mississippi Valley St., :21.59; 5. Michael Lawson, St. Augustine's NC, :21.73; 6. Ricky Moxey, Texas Southern, :21.75; 7. Gilbert Rolle, St. Augustine's NC, :21.77; 8. Morris Jackson, Jackson St., MS, :22.06; 9. Barry Samples, Angelo St. TX, NT.

400 Meter - 1. Eugene Sanders, Mississippi Valley St., :45.38; 2. Mike Rowe, Jackson St. MS, :45.39; 3. Donald Winey, Southern U. LA, :46.20; 4. Charles Phillips, Sam Houston St. TX, :46.76; 5. Robert Bullard, Texas Southern, :47.49; 6. Evans Lalas, Saginaw Valley St. MI, :47.57; 7. Randolph Dixon, Mississippi Valley St., :47.68; 8. Tyrone Cross, Texas Southern, NT; 9. Sam Ocel, Hamline MN, NT.

400 Intermediate Hurdles - 1. Ed Brown, Saginaw Valley St. MI, :50.96; 2. Delman Porter, Central State OK, :51.16; 3. Darren Pearson, Southern U. LA, :51.23; 4. Carl Powell, Pembroke St. NC, :51.46; 5. Earl Howard, Central Arkansas, :51.77; 6. Thad Gamble, Prairie View TX, :52.21; 7. Kirby Anderson, Hastings NE, :53.18; 8. Dwain Deiterman, S.F. Austin TX, NT; 9. Robert Klein, Angelo St. TX, NT.

400 Meter Relay - 1. Texas Southern, :40.10; 2. Mississippi Valley St., :40.20; 3. Abilene Christian TX, :40.62; 4. Jackson St. MS, :40.88; 5. Angelo St. TX, :40.90; 6. Pembroke St. NC, :41.54; 7. St. Augustine's NC, :42.53; 8. Southern U.-Baton Rouge LA, NT.

800 Meter - 1. Joel Ngetich, Wayland Baptist TX, 1:47.76; 2. Brian Starks, Texas Southern, 1:49.36; 3. Clifton Perry, Texas Southern, 1:49.78; 4. Robert Wilson, Jackson St. MS, 1:50.46; 5. Larry Brown, Taylor IN, 1:50.71; 6. Jeremy Krone, Angelo St. TX, 1:50.77; 7. Tyler Martin, Kearney St. NE, 1:51.78; 8. Michael Watson, Jackson St. MS, 1:53.50; 9. Ron Caten, Wayland Baptist TX, 1:53.85.

1500 Meter - 1. Michael Watson, Jackson St. MS, 3:47.44; 2. John Esquibel, Adams St. CO, 3:47.47; 3. Brad Erickstad, LeTourneau TX, 3:47.52; 4. Tom White, Adams St. CO, 3:48.92; 5. Dave Stimpson, Saginaw Valley St. MI, 3:49.40; 6. Ricky Lozoya, Wayland Baptist TX, 3:49.88; 7. Dale Schoolmeester, Northwestern IA, 3:50.10; 8. Al Copperud, Wisconsin-LaCrosse, 3:52.41; 9. Chandler Pruitt, Angelo St. TX, NT.

4 X 400 RELAY - 1. Mississippi Valley St., 3:05.40; 2. Texas Southern, 3:07.67; 3. Southern U. LA, 3:07.97; 4. Jackson St. MS, 3:09.63; 5. Southwest TX, 3:09.84; 6. Abilene Christian TX, 3:11.42; 7. Angelo St. TX, 3:11.76; 8. Saginaw Valley St. MI, 3:13.09; 9. Wayland Baptist TX, 3:13.1.

Steeplechase - 1. Kregg Einspahr, Concordia NE, 8:45.69; 2. Pat Porter, Adams St. CO, 8:55.66; 3. Calvin McQueen, Saginaw Valley St. MI, 8:56.06; 4. Curt Fiedler, Black Hills St. SD, 8:59.20; 5. John Stadwick, Saginaw Valley St. MI, 9:13.89; 6. J.P. Worcester, Fort Hays St. KS, 9:14.55; 7. Kirby Herschberger, Manchester IN, 9:21.88; 8. Glenn Magrum, Hillsdale MI, 9:22.42; 9. Joe Ward, Texas Southern, NT. (RECORD)

5000 Meter - 1. Dave Finnestad, Malone OH, 14:33.80; 2. Gordon Sanders, Hillsdale MI, 14:34.75; 3. Keenan Hart, Southern Utah St., 14:35.30; 4. Paul Mausling, Macalester MN, 14:36.37; 5. Steve Delalo, Southwestern KS, 14:36.91; 6. Donald Stearns, Eastern Oregon St., 14:37.64; 7. Mark Huber, South Dakota Tech, 14:42.1; 8. Arnie Falk, Valley City St. ND, 14:43.83; 9. Joe Yurkovich, Malone OH, NT.

10,000 Meter Run - 1. Gordon Sanders, Hillsdale MI, 29:50.07; 2. Donald Stearns, Eastern Oregon, 29:50.67; 3. Arnie Falk, Valley City St. ND, 29:57.76; 4. Paul Mausling, Macalester MN, 29:59.67; 5. Joe Yurkovich, Malone OH, 29:59.87; 6. Keenan Hart, Southern Utah St., 30:01.39. (RECORD)

10,000 Meter Walk - Ray Sharp, Wisconsin-Parkside, 43:31.23; 2. Torry Linebloom, Western Washington, 46:50.88; 3. Jeff Ellis, Wisconsin-Stevens Point, 47:05.21; 4. Sam Shick, Lewis and Clark OR, 47:17.09; 5. Mel McGinnis, Spring Arbor MI, 48:05.25; 6. Fabian Knizacky, Aquinas MI, NT; 7. Kenneth Gissing, Wisconsin-Stout, NT; 8. Tom McMillan, Wisconsin-LaCrosse, NT; 9. Ken Eickholt, Aquinas MI, NT; 10. John Williams, Wisconsin-Platteville, NT; 11. Mark Young, Park MO, NT; 12. Will Preischel, Wisconsin-Parkside, NT. (RECORD)

Marathon - 1. Karl Neidermeier, Fort Hays St. KS, 2:29:52.22; 2. Joe Broze, C. of St. Thomas MN, 2:30:27.81; 3. Jeff Rawlins, Malone OH, 2:30:32.92; 4. Jon Black, California Lutheran, 2:31:49.60; 5. Greg Kuiper, Dordt IA, 2:32:40.20; 6. Randy Jarzynka, Chadron St. NE, 2:36:18.97; 7. John Lisak, Manchester IN, 2:38:40.67; 8. Stacy Cooke, Fort Hays St. KS, 2:39:12.96; 9. Bill Pewen, Southern Oregon, 2:39:18.25; 10. Pat Flanigan, Southwestern KS, 2:39:44.90.

Discus - 1. Martin Guerrero, Abilene Christian TX, 59.84 (196'4"); 2. Paul Kendrick, Hamline MN, 56.40 (185'); 3. Roger Axelsson, Point Loma CA, 56.38 (185'); 4. Bob Urey, Malone OH, 55.40 (181'9"); 5. David Simmons, Abilene Christian TX, 53.04 (174'0"); 6. Doug Barnett, Azusa Pacific CA, 52.26 (171'5"); 7. Mike Gallagher, East Texas St., 50.26 (164'11"); 8. Byron Sawyer, McMurry TX, 49.50 (162'5"); 9. Randy Russell, Pittsburg St. KS, 48.96 (160'7").

Long Jump - 1. Britt Courville, Texas Southern, 7.88 (25'10½"); 2. Julius Meekins, Pembroke St. NC, 7.66 (25'-1½"); 3. Bill Patza, Wisconsin-LaCrosse, 7.54 (24'9"); 4. James Palmer, Texas Southern, 7.54w (24'9"); 5. Ray Smith, Wayland Baptist TX, 7.46 (24'-5 3/4"); 6. Adrian Sampson, Southern Utah, 7.46 (24'5 3/4"); 7. Jerry Hollingshead, Western St. CO, 7.34 (24'1"); 8. Nick Kohler, Adams St. CO, 7.30 (23'11½"); 9. Arnold Atkins, Angelo St. TX, 7.28 (23'10 3/4")

High Jump - 1. Joe Wise, Arkansas Tech, 2.15 (7' 3/4"); 2. Herman Hammons, Hendrix AR, 2.15 (7' 3/4"); 3. Jerry Hollingshead, Western St. CO, 2.10 (6'10 3/4"); 4. Dave Trost, Augsburg MN, 2.10 (6' 10 3/4"); 5. George Milton, Southern Arkansas, 2.10 (6'10 3/4"); 6. Dan Gifford, Hillsdale MI, 2.10 (6'10 3/4") - TIE - 6. Everett Champion, Southern U.-Baton Rouge LA, 2.10 (6'10 3/4"); 8. Mike Ronca, Wisconsin-LaCrosse, 2.10 (6'10 3/4").

Shot Put - 1. Bob Urey, Malone OH, 18.32 (60'1 1/4"); 2. Doug Barnett, Azusa Pacific CA, 17.54 (57'6½"); 3. Martin Guerrero, Abilene Christian TX, 17.48 (56'4½"); 4. Ricky Steely, Cumberland KY, 17.18 (56'4½"); 5. Jim Jacoby, Western St. CO, 16.98 (55'8½"); 6. David Simmons, Abilene Christian TX, 16.92 (55'6½"); 7. Paul Kendrick, Hamline MN, 16.68 (54'8 3/4"); 8. Bill Gillespie, Liberty Baptist VA, 16.68 (54'8 3/4"); 9. Donald Heaven, St. Augustine's NC, 16.16 (53'½").

Hammer - 1. Doug Barnett, Azusa Pacific CA. (RECORD) 62.60 (205' 4"); 2. Doug Gillard, Ferris St. MI, 58.80 (192'11"); 3. Ben Laser, Saginaw Valley St. MI, 53.20 (174'6"); 4. Jeff Clark, Bethany KS, 52.96 (173'9"); 5. Tom O'Rourke, Bethany KS, 52.26 (171'5"); 6. John Grywinski, Simon Fraser CAN, 51.98 (170'6"); 7. Rod Ritter, Western Washington, 51.00 (167'4"); 8. Gary Kinsey, Saginaw Valley St. MI, 50.86 (166'10"); 9. Mark Mosey, Hillsdale MI, 50.82 (166'9").

1981 NAIA National Track & Field Championship Results - Page 3

Javelin - 1. Mike Barnett, Azusa Pacific CA (RECORD) 77.92 (255'8"); 2. Robert Shirts, Southern Utah, 71.60 (234'11"); 3. Ed Boos, Minot St. ND, 70.30 (230'8"); 4. Todd Lovell, Lewis & Clark OR, 68.98 (226'4"); 5. Gary Sechrist, Fort Hays St. KS, 68.72 (225'5"); 6. Mark Waldera, Moorhead St. MN, 68.14 (223'7"); 7. Tim Nelson, Azusa Pacific CA, 67.80 (222'5"); 8. Steve Davis, Southwestern KS, 65.66 (215'5").

Pole Vault - 1. Brad Pursley, Abilene Christian TX, 5.26 (17'3"); 2. Kurt Siebold, Oklahoma Christian, 5.26 (17'3"); 3. Tim Bright, Abilene Christian TX, 5.20 (17' 3/4"); 4. Kim Stewart, Fort Hays St. KS, 5/08 (16'8"); 5. Brad Nachtigal, Fort Hays St. KS, 4.98 (16'4"); 6. Bob Williams, Abilene Christian TX, 4.98 (16'4"); 7. Dave Robley, Moorhead St. MN, 4.88 (16'1/4"); 8. Tab Felts, Tarleton St. TX, 4.72 (15'5 3/4"); -TIE- 8. David George, Oklahoma Christian, 4.72 (15'5 3/4").

Triple Jump - 1. Cary Tyler, Biola CA, 16.66 (54'8" - not certified) RECORD 16.32 (53'6 1/2") 2nd jump; 2. Charles Swindell, Pembroke St. NC, 16.16w (53'1/2"); 3. Britt Courville, Texas Southern, 16.00w (52'6"); 4. Jeff Edwards, Hastings NE, 15.75 (51'8"); 5. Ed Brown, Saginaw Valley St. MI, 15.58w (51'1 1/2"); 6. Gideon Cheruiyot, Angelo St. TX, 15.49 (50'9 3/4"); 7. Dorant Bartlett, St. Augustine's NC, 15.48 (50'9 1/2"); 8. Morgan Tharpe, Texas Southern, 15.46 (50'8 3/4"); 9. Rod McClendon, Moorhead St. MN, 15.45 (50'8 1/4").

Decathlon - 1. Doug Larson, Whitworth WA, 7516; 2. Neville Laverett, Angelo St. TX, 7468; 3. Greg Culp, Arkansas-Monticello, 7066; 4. Alan Stahlecker, Adams St. CO, 6946; 5. Phil Schot, Pacific Lutheran WA, 6903; 6. Dave Pullin, Lewis & Clark OR, 6893; 7. Doug Murray, Defiance OH, 6851; 8. Don Phillips, Oklahoma Baptist, 6717; 9. Doug Loisel, Azusa Pacific CA, 6643; 10. Greg Hansen, Willamette OR, 6465; 11. Kip Johnson, Western Oregon St., 6438; 12. David Anderson, Southwest Texas St., 5848; 13. Rus Jewett, Pittsburg St. KS, 5747; Ken Day, Adams St. CO, DNF; Dave Toalson, Point Loma CA, DNF.

RESULTS - 1ST NAIA NATIONAL TRACK & FIELD CHAMPIONSHIPS - 1981

WOMEN'S DIVISION

100 Meter - 1. Angel Doyle, Southern U. LA, :11.85; 2. Esther Hope, Jackson St. MS, :11.93; 3. Shelia LaBome, Prairie View TX, :12.14; 4. Linda Weekly, Texas Southern, :12.15; 5. Antionette Gilbert, St. Augustine's NC, :12.17; 6. Carol Williams, Mississippi Valley St., :12.20; 7. Cora Sherman, Texas Southern, :12.32; 8. Rondolyn Givens, Hampton Inst. VA, :12.51; 9. Pamela Cook, Jackson St. MS, :12.50.

100 Meter Hurdles - 1. Linda Weekly, Texas Southern, :13.83; 2. Lillian Cole, Alabama State, :14.33; 3. Terri Walters, Texas Southern, :14.37; 4. Rhonda Scott, Southern U. LA, :14.69; 5. Thomasina Busch, Hampton Inst. VA, :14.83; 6. Carmen Porter, Texas Southern, :14.87; 7. Towanna Rodgers, Texas Southern, :14.86; 8. Verlonda Leonard, Texas Southern, :15.02; 9. Annette Harris, East Texas State, NT.

200 Meter - 1. Angel Doyle, Southern U. LA, :23.98; 2. Denise Cox, Texas Southern, :24.69; 3. Esther Hope, Jackson St. MS, :24.73; 4. Cora Sherman, Texas Southern, :24.81; 5. Shelia LaBome, Prairie View TX, :24.88; 6. Carol Williams, Mississippi Valley St., :24.94; 7. Antionett Gilbert, St. Augustine's NC, :24.98; 8. Mary Ann Higgs, Prairie View TX, :24.99; 9. Donna Lazard, Texas Southern, :25.51.

400 Meter - 1. Loretta Edwards, Prairie View TX, :54.38; 2. Evette Jones, Hampton Inst. VA, :54.84; 3. Earnestine Hanna, Texas Southern, :55.66; 4. Joyce Townson, Texas Southern, :55.99; 5. Jeanice Gunner, Texas Southern, :57.00; 6. Yvette Joseph, Jackson St. MS, :57.87.

400 Meter Hurdles - 1. Felicia Durham, Southern U. LA, 1:00.47; 2. Kathy Freeman, Southern U. LA, 1:01.12; 3. Lynn Gamble, Prairie View TX, 1:03.16; 4. Verlonda Leonard, Texas Southern, 1:03.62; 5. Colleen Donnelly, Adams St. CO, 1:03.82; 6. Venessa Cole, Mississippi Valley St., 1:04.20; 7. Sherri Barnes, Hampton Inst. VA, 1:04.51; 8. Tawanna Rodgers, Texas Southern, 1:04.68; 9. Jayne Brummer, Kearney St. NE, 1:07.00.

4 X 100 Meter Relay - 1. Texas Southern, :45.41; 2. Jackson St. MS, :45.72; 3. Prairie View TX, :45.87; 4. Southern U. LA, :46.20; 5. St. Augustine's NC, :46.92; 6. Hampton Inst. VA, :47.28; 7. Mississippi Valley St., NT; 8. Kearney St. NE, NT.

800 Meter - 1. Cherritta Jackson, Texas Southern, 2:12.05; 2. Tawana Thompson, Texas Southern, 2:13.17; 3. Mary Damiani, Southern Utah, 2:13.48; 4. Sandra Scott, Texas Southern, 2:15.09; 5. Daren Rudd, Simon Fraser CAN, 2:16.15; 6. Radius Jackson, Jackson St. MS, 2:16.20; 7. Gina Smith, Jackson St. MS, 2:17.81; 8. Donna Bean, Jackson St. MS, 2:20.71; 9. Denise Levy, St. Augustine's NC, NT.

1500 Meter - 1. Mary Danian, Southern Utah, 4:32.35; 2. Kellie Benzow, Wisconsin-Parkside, 4:37.42; 3. Denise Falzone, Adams St. CO, 4:37.70; 4. Lesha Wood, Emporia St. KS, 4:38.07; 5. McDonna Redd, Texas Southern, 4:45.10; 6. Angie Dikschus, School of the Ozarks MO, 4:46.39; 7. Sue Torres, Fort Hays St. KS, 4:46.56; 8. Donna Beane, Jackson St. MS, 4:50.40; 9. Lynn Mack, Doane NE, 4:53.71; 10. Flo Renner, Tarkio MO, 4:54.52.

3000 Meter - 1. Angie Pikschus, School of the Ozarks MO, 10:11.55; 2. Gayla Rothers, Pittsburg St. KS, 10:18.1; 3. Kellie Benzow, Wisconsin-Parkside, 10:19.74; 4. Mary Jaqua, Adams St. CO, 10:19.79; 5. Lesha Wood, Emporia St. KS, 10:21.3; 6. Sharon Hocthus, Concordia NE, 10:31.99; 7. Linda Roger, Fort Hays St. KS, 10:37.88; 8. Kathy Bowman, Saginaw Valley St. MI, 10:40.6; 9. Kathy Harders, Kearney St. NE, 10:42.29.

Medley Relay - 1. Prairie View TX, 1:40.55; 2. Southern U.-Baton Rouge LA, 1:40.95; 3. Texas Southern, 1:41.53; 4. Hampton Inst. VA, 1:44.83; 5. Jackson St. MS, 1:46.24; 6. East Texas, 1:47.20; 7. St. Augustine's NC, 1:48.50; 8. Adams St. CO, NT; 9. Wisconsin-Parkside, NT.

4 X 400 Relay - 1. Texas Southern, 3:40.24; 2. Prairie View TX, 3:41.16; 3. Southern U. LA, 3:41.80; 4. Mississippi Valley St., 3:44.38; 5. Jackson St. MS, 3:47.99; 6. Hampton Inst. VA, 3:50.2; 7. Adams St. CO, 3:56.27; 8. St. Augustine's NC, NT.

4 X 800 Relay - 1. Texas Southern, 8:54.34; 2. Jackson St. MS, 9:12.54; 3. Midland NE, 9:15.49; 4. Emporia St. KS, 9:29.86; 5. St. Augustine's NC, 9:33.8; 6. Saginaw Valley St. MI, 9:35.59; 7. Kearney St. NE, NT.

5000 Meter - 1. Wendy Burman, Wisconsin-Parkside, 17:03.77; 2. Angie Pikschus, School of the Ozarks MO, 17:28.20; 3. Mary Jagua, Adams St. CO, 17:50.00; 4. Linda Roger, Fort Hays St. KS, 18:08.67; 5. Rosemary Hessman, Pittsburg St. KS, 18:10.66; 6. Marcy Nesbitt, Hillsdale MI, 18:13.20; 7. Kathie Daffer, Hastings NE, 18:26.01; 8. Jeanne Murphy, Chadron St. NE, 18:55.76; 9. Janet Wilson, Pittsburg St. KS, 19:05.90; 10. Edie Brantley, Berry GA, NT.

Marathon - 1. Wendy Burman, Wisconsin-Parkside, 2:59:44.10; 2. Liz Garman, Azusa Pacific CA, 3:17:03.42; 3. Liz Kyger, School of the Ozarks MO, 3:26:11.45; 4. K. C. Curran, Marymount KS, 3:39:21.00; 5. Jackie Zerr, Marymount KS, 3:29:21.00; 6. Gail Cox, School of the Ozarks MO, 3:47:27.86.

Long Jump - 1. Cornelia Jackson, Jackson St. MS, 5.96 (19'6 3/4") - 2nd best 5.88;
2. Thomasina Busch, Hampton Inst. VA, 5.96w (19'6 3/4") - 2nd best 5.84; 3. Lori
Risenhoover, Adams St. CO, 5.96w (19'6 3/4") - 2nd best 5.82; 4. Annette Harris, East
Texas St., 5.90w (19'4 1/2"); 5. Cynthia Johnson, Wiley TX, 5.78w (18'11 1/2"); 6. Annette
Reaves, Jackson St. MS, 5.76w (18'10 3/4"); 7. Vogel Newsome, Mississippi Valley St.,
5.78w (18'11 1/2"); 8. Sue Steeby, Saginaw Valley St. MI, 5.64 (18'6"); 9. Deidria Jackson,
Prairie View TX, 5.60 (18'4 1/2").

High Jump - 1. Sybil Reddick, Texas Southern, 1.79 (5'10 1/2"); 2. Cynthia Gilbert, Berry
GA, 1.71 (5'7 1/2"); 3. Andronike Green, Jackson St. MS, 1.67 (5'5 3/4"); 4. Patty Gleason,
Hastings NE, 1.67 (5'5 3/4"); 5. Susie Anderson, Kearney State NE, 1.67 (5'5 3/4");
6. Roberta Harper, Texas Southern, 1.62 (5'3 3/4") -TIE- 6. Charmine Collins, Azusa
Pacific CA, 1.62 (5'3 3/4"); 8. L. Joiner, Eastern New Mexico, 1.59 (5'2 1/2").

Shot Put - 1. Karen Waddell, Prairie View TX, 14.18 (46'6 1/4"); 2. Vandora Wilson, Fort
Hays St. KS, 14.07 (46'2"); 3. Woodie Wilson, Prairie View TX, 13.68 (44'10 1/2"); 4.
Lynette Antione, St. Augustine's NC, 13.50 (44'3 1/2"); 5. Tena Forrester, Saginaw Valley
St. MI, 13.11 (43'1 1/2"); 6. Cindy Young, Adams St. CO, 12.81 (42'1 1/4"); 7. Gretta Chestnut,
Texas Southern, 12.80 (42'0"); 8. Paula Evans, Kearney St. NE, 12.51 (41'1 1/2"); 9.
Patricia Thomas, Prairie View TX, 12.43 (40'9 1/2").

Discus - 1. Pam Schmott, Midland Lutheran NE, 43.94 (144'2"); 2. Lynette Antione, St.
Augustine's NC, 43.90 (144'0"); 3. Vandora Wilson, Fort Hays St. KS, 43.04 (141'2");
4. Woodie Wilson, Prairie View A&M TX, 42.86 (140'7"); 5. Cindy Young, Adams St. CO,
41.64 (136'7"); 6. C. Zackary, East Texas St., 40.66 (133'5"); 7. N. Asche, Concordia
NE, 40.44 (132'8"); 8. Patricia Thomas, Prairie View TX, 39.94 (131'0"); 9. Janet Graff,
Kearney St. NE, 39.92 (131'0").

Javelin - 1. Michael McCandless, Simon Fraser CAN, 44.88 (147'3"); 2. Casey Jacomazzi,
Azusa Pacific CA, 43.46 (142'7"); 3. Judy Becker, Emporia St. KS, 42.16 (138'4");
4. Janette Poirier, St. Augustine's NC, 39.74 (130'4"); 5. Gina Youngblood, Fort Hays
St. KS, 38.64 (126'9"); 7. Patti Rietze, Point Loma CA, 38.40 (120'0"); 7. Pam Schmidt,
Midland Lutheran NE, 38.34 (125'10"); 8. Janet Essmann, Midland Lutheran NE, 37.98
(124'7"); 9. J. Rowell, East Texas St., 37.38 (122'8").

COACH OF THE YEAR
(Men's Division)
JACK HAZEN, MALONE, OH

COACH OF THE YEAR
(Women's Division)
LAVERNE SWEAT, HAMPTON INSTITUTE VA

Herbert B. Marett Outstanding Performer - Men's Division
DOUG BARNETT, AZUSA PACIFIC CA

Herbert B. Marett Outstanding Performer - Women's Division
WENDY BURMAN, WISCONSIN-PARKSIDE

30TH ANNUAL NAIA OUTDOOR TRACK AND FIELD CHAMPIONSHIP
(Men's Division)

Houston, Texas

May 21-23, 1981

TEAM SCORING

<u>School</u>	<u>Pts.</u>	<u>School</u>	<u>Pts.</u>
1 Mississippi Valley State	62	24 Western State CO	8
2 Texas Southern	59	33 Bethany KS	6
3 Abilene Christian TX	54	33 Minot State ND	6
4 Malone OH	32	33 Wisconsin-LaCrosse	6
4 Jackson State MS	32	33 Valley City State ND	6
6 Azusa Pacific CA	29	33 Arkansas-Monticello	6
6 Pembroke State NC	29	33 Southern Colorado	6
6 Saginaw Valley State MI	29	33 Wisconsin-Stevens Point	6
9 Adams State CO	24	33 LeTourneau TX	6
10 Fort Hays State KS	19	33 Point Loma CA	6
10 Hillsdale MI	19	33 St. Augustine's NC	6
12 Southern-Baton Rouge LA	18	43 Augsburg MN	4
12 Texas A&I	18	43 Cumberland KY	4
14 Southern Utah State	16	43 California Lutheran	4
15 Wayland Baptist TX	15	43 Black Hills State SD	4
16 Angelo State TX	12	43 Sam Houston TX	4
17 Arkansas Tech	10	43 Hastings NE	4
17 Wisconsin-Parkside	10	43 Southern Arkansas	4
17 Whitworth WA	10	50 Pacific Lutheran WA	2
17 Concordia NE	10	50 Spring Arbor MI	2
17 Biola CA	10	50 Dordt IA	2
22 Lewis & Clark OR	9	50 Taylor IN	2
22 Eastern Oregon	9	50 Southwestern KS	2
24 Ferris State MI	8	50 Southwest Texas State	2
24 Hendrix AR	8	56 Prairie View TX	1
24 Western Washington	8	56 Chadron State NE	1
24 St. Thomas MN	8	56 Aquinas MI	1
24 Oklahoma Christian	8	56 Wayne State NE	1
24 Central State OK	8	56 Moorhead State MN	1
24 Hamline MN	8	56 Simon Fraser CAN	1
24 Macalester MN	8		

1ST NAIA OUTDOOR TRACK AND FIELD CHAMPIONSHIP
Women's Division

<u>School</u>	<u>Pts.</u>	<u>School</u>	<u>Pts.</u>
1 Texas Southern	115½	15 Simon Fraser CAN	12
2 Prairie View TX	68	16 Pittsburg State KS	10
3 Southern-Baton Rouge LA	60	17 Alabama State	8
4 Jackson State MS	57	17 Berry GA	8
5 Wisconsin-Parkside	34	19 Mississippi Valley State	7
6 Adams State CO	27	20 East Texas State	6
7 School of the Ozarks MO	26	20 Marymount KS	6
8 Hampton Institute VA	24	22 Hastings NE	4
9 St. Augustine's NC	22	23 Saginaw Valley State MI	3
10 Fort Hays State KS	20	24 Kearney State NE	2
11 Azusa Pacific CA	16½	25 Wiley TX	2
12 Southern Utah State	16	26 Concordia NE	1
12 Emporia State KS	16	26 Point Loma CA	1
12 Midland Lutheran NE	16	26 Hillsdale MI	1

National Association of Intercollegiate Athletics



OFFICIAL STATISTICS

Hot Line (816) 842-7979

NAIA TRACK
FINAL REPORT

1221 Baltimore, Kansas City, Missouri 64105

(816) 842-5050

May 12, 1981

NAIA TRACK & FIELD

()=NAIA Qualifying Mark/w=Wind Aided/m=meters/y=yards
Marks are converted to Automatic Times (when reported as HT.)
All Running Events are in Meters unless otherwise noted

MEN'S DIVISION

100 METER DASH (:10.6) NAIA RECORD-:10.53

Larry White, Mississippi Valley St.:10.24
Frederick Johnson, Mississippi V.St.:10.27
Charles Pickens, Mississippi Valley:10.29
Steve Parker, Abilene Christian TX :10.30
John Davis, Southern U.-BR LA :10.31
Robert Williams, Arkansas-Pine Bluff:10.33
Micheal Lawson, St. Augustine's NC :10.36
Adrian Stacik, Southern U.-BR LA :10.37
Alvin Matthias, Adams State CO :10.37
Ray Smith, Angelo State TX :10.37
Jeff Fisher, Howard Payne TX :10.40
Gilbert Rolle, St. Augustine's NC :10.40
Michael Nettles, Texas Southern :10.40
Morris Jackson, Jackson State MS :10.44
James Craig, Southern U.-NO LA :10.50
Eddie Braddy, Arkansas-Pine Bluff :10.50
Darrel Green, Texas A&I :10.51
Sylvester Stamps, Jackson State MS :10.52
Stacy Robinson, Prairie View TX :10.53
Ricky Moxey, Texas Southern :10.54
Adrian Stacia, Southern U.-BR LA :10.54
Willie Russell, Southwest Texas St.:10.30w
Darrell Green, Texas A&I :10.30w

200 METER DASH (:21.4) NAIA RECORD-:20.15

Larry White, Mississippi Valley St.:20.52
Don Wiley, Southern U.-BR LA :20.58
Charles Pickens, Mississippi V. St.:20.62
Jeff Fisher, Howard Payne TX :20.80
Nate Sloan, Mississippi Valley St. :20.86
Ricky Moxey, Texas Southern :20.98
Frederick Johnson, Mississippi V.St.:20.99
Paul White, Norfolk State VA :21.02
Micheal Lawson, St. Augustine's NC :21.10
Stacy Robinson, Prairie View TX :21.11
Sertero Burnett, Texas Southern :21.12
Barry Samples, Angelo State TX :21.22
Kenneth McMillian, Pembroke St. NC :21.22
Mike Francis, Southwest Texas St. :21.22
Lee Gray, Prairie View TX :21.23
Sylvester Stamps, Jackson St. MS :21.24

200 METER DASH (Cont'd)

Ray Smith, Wayland Baptist TX :21.26
Robert Williams, Arkansas-Pine Bluff:21.28
Adrian Stacia, Southern U.-BR LA :21.27
Stanley King, Winston-Salem NC :21.30
Evans Lalas, Saginaw Valley St. MI :21.30
Anthony Daniels, Ouachita Baptist AR:21.33
Darrell Green, Texas A&I :20.84w

400 METER DASH (:47.4) NAIA RECORD- :45.74

Eugene Saunders, Mississippi V. St. :45.62
Mark Rowe, Jackson State MS :45.72
Charles Phillips, Sam Houston TX :46.25
Kevin Jones, Northwood Inst. MI :46.56
Donald Winey, Southern U.-BR LA :46.57
Joel Ngetich, Wayland Baptist TX :46.62
Kenneth Davis, Southern U.-NO LA :46.99
Joseph Bland, Southern U.-BR LA :47.00
Tyrone Cross, Texas Southern :47.10
Cliff Chatham, Southwest Texas St. :47.23
Leon Moore, Southern U.-BR LA :47.38
Michael Woods, Southern U.-NO LA :47.40
Kenneth Williams, Texas Southern :47.40
Kenneth Sanders, Fayetteville St. NC:47.40
Don Stephens, Texas College :47.42
Sam Council, Pembroke State NC :47.42
Willis Hudson, Alcorn State MS :47.43
Willis Alexander, Jackson State MS :47.62
Richard Prets, Sam Houston St. TX :47.88

800 METERS (1:50.9) NAIA RECORD - 1:47.02

Joel Ngetich, Wayland Baptist TX 1:47.22
Bill Ashley, Angelo State TX 1:48.53
Mike Tapscott, Southwest Texas St. 1:49.34
Eugene Saunders, Mississippi V. St. 1:49.81
Jeremy Krone, Angelo State TX 1:49.81
John Wallace, Texas Southern 1:50.10
Clifton Perry, Texas Southern 1:50.15
Mike Watson, Jackson State MS 1:50.22
Rick Kittley, Abilene Christian TX 1:50.25

800 METERS (Cont'd)

Robert Bullard, Texas Southern	1:50.68
Ron Caten, Wayland Baptist TX	1:50.78
Wes Kittley, Abilene Christian TX	1:50.79
Brian Starks, Texas Southern	1:50.88
Duane Ingraham, Spring Arbor MI	1:50.88
Robert Wilson, Jackson State MS	1:50.92
Dan Prose, Saginaw Valley St. MI	1:51.12
Eric Pierce, Prairie View TX	1:51.36
Joe Vortherms, Mankato State MN	1:51.42
Sam Motari, Lubbock Christian TX	1:51.52

1500 METERS (3:49.5) NAIA RECORD - 3:44.88

Brad Erickstad, LeTourneau TX	3:43.37
John Esquibel, Adams State CO	3:46.49
Michael Watson, Jackson State MS	3:46.42
Robert Wilson, Jackson State MS	3:49.12
Anthony Appoy, Jackson State MS	3:49.62
Matt White, Cumberland KY	3:49.80
Chandler Pruitt, Angelo State TX	3:51.02
Dave Finnestad, Malone OH	3:51.27
Dave Stimpson, Saginaw Valley MI	3:51.32
Keenan Hart, Southern Utah	3:52.42
John Studwick, Saginaw Valley MI	3:52.42
Walter Bliss, Taylor IN	3:52.92
Frank Houston, Abilene Christian TX	3:53.42
Bob Sargent, Pacific Lutheran WA	3:53.42
Ed LaBair, Saginaw Valley St. MI	3:53.42
Scott Schaper, Mankato State MN	3:53.85

5000 METERS (14:42.4) NAIA RECORD - 14:04.44

Allen Poole, Jackson State MS	13:58.32
Pat Alexander, Alcorn State MS	14:01.22
Joe Yurkovich, Malone OH	14:11.54
Dave Finnestad, Malone OH	14:11.56
Steve Delano, Southwestern KS	14:25.00
Jeff Gantz, Malone OH	14:28.45
Don Stearns, Eastern Oregon St.	14:28.80
Greg Lovercamp, Azusa Pacific CA	14:28.82
Mark Huber, South Dakota Tech	14:29.80
David Lewis, Pembroke State NC	14:30.00
Relvin Huston, Pembroke State NC	14:30.00
Jerrold Wynn, Dordt IA	14:31.50
Gordon Sanders, Hillsdale MI	14:33.82
Dean Stewart, Malone OH	14:36.10
David Peterson, St. Olaf MN	14:36.50
Steve Parker, Pitt./Johnstown PA	14:37.32
Arnie Falk, Valley City St. ND	14:37.40
Calvin McQueen, Saginaw Valley MI	14:38.00
Mike Miller, Pitt./Johnstown PA	14:38.22
David Fleming, Willamette OR	14:38.70
Craig Williams, Pembroke St. NC	14:40.00
Brad Erickstad, LeTourneau TX	14:40.96

10,000 METERS (31:01) NAIA RECORD - 30:07.55

Joe Yurkovich, Malone OH	29:32.20
Dave Finnestad, Malone OH	29:41.42

10,000 METERS (Cont'd)

Keenan Hart, Southern Utah St.	29:43.80
Phil Phimister, Central Wash.	29:46.72
Arnie Falk, Valley City St. ND	30:04.32
Javier Tamez, Tarleton State TX	30:05.22
David Lewis, Pembroke State NC	30:05.22
Joel Marchand, Malone OH	30:05.32
Relvin Huston, Pembroke State NC	30:11.22
Craig Williams, Pembroke State NC	30:19.22
Spence Peterson, Saginaw Valley MI	30:27.15
Dave Sederquist, Moorhead St. MN	30:27.99
John Freeburg, Central Washington	30:29.22
Don Stearns, Eastern Oregon St.	30:47.92
John Steinbery, Ferris State MI	30:48.72
Rick McQueen, Walsh OH	30:49.82
Jeff Niespodziany, Manchester IN	30:50.58
Paul Waldie, Simon Fraser CAN	30:51.92
Jerry Husz, Wisconsin-LaCrosse	30:55.38
Steve Taylor, Lewis & Clark OR	30:59.22

10,000 METER WALK (50:55.3) - NAIA 44:41.90

Ray Sharp, Wisconsin-Parkside	42:12.2
Sam Shick, Lewis & Clark OR	45:57.2
Tom McMillan, Wisconsin-LaCrosse	47:02.33
Mel McGinnis, Spring Arbor MI	47:15.0
Steve Umphrey, Saginaw Valley MI	47:32.0
Terry Lingbloom, Western Wash.	47:44.0
Ken Gissing, Wisconsin-Stout	48:04.0
Mark Young, Park MO	48:08.8
Will Preischel, Wisconsin-Parkside	48:34.9
Steve Smith, Spring Arbor MI	49:32.0
Brad Jacobs, Lewis & Clark OR	53:36.6
John Kerfoot, Eastern Oregon St.	53:37.3

3,000 STEEPLE (9:14.4) NAIA REC. - 8:47.49

Kregg Einspahr, Concordia NE	8:40.25
Graham MacDonald, Simon Fraser CAN	8:49.32
Pat Porter, Adams State CO	8:58.69
Curt Fiedler, Black Hills St. ND	9:01.32
Mark Sybilrud, Mankato State MN	9:08.52
J.P. Worcester, Ft. Hays St. KS	9:08.87
Steve Parker, Pitt./Johnstown PA	9:08.80
Calvin McQueen, Saginaw Valley MI	9:09.00
David Peterson, St. Olaf MN	9:11.82
John Stadwick, Saginaw Valley MI	9:12.90
Ivan Solero, Liberty Baptist VA	9:12.92
Bruce Cyra, Western Washington	9:15.00
Jeff Miller, Wisconsin-LaCrosse	9:16.22

MARATHON (2:32.36.7) RECORD 2:22:26.49

Jeff Rawlins, Malone OH	2:17.39
Karl Neidermeiek, Ft. Hays St. KS	2:25.52
Stacey Cooke, Fort Hays St. KS	2:26.41
Jon Black, California Lutheran	2:28.35
Terry Drake, Azusa Pacific CA	2:29.32
Dick Dodd, Wisconsin-LaCrosse	2:29.52
Joe Yurkovich, Malone OH	2:31.33

MARATHON (Cont'd)

Andy Black, California Lutheran	2:31.57
Jeff Stilgenbauer, Malone OH	2:32.32
Mickey Stoker, Pembroke State NC	2:34.00
John Lisak, Manchester IN	2:34.40
Pat Flanigan, Southwestern KS	2:36.72
Greg McKinney, Oklahoma Baptist	2:37.10
Mike Wright, Spring Arbor MI	2:49.05

DECATHLON (Entered in Nat'l's) RECORD 7751

Neville Laverett, Angelo St. TX	7323
Greg Culp, Arkansas-Monticello	7125
Alan Stahlecker, Adams State CO	7043
Ernest Skinner, Texas Southern	6950
Ken Day, Adams State CO	6947
Phil Schot, Pacific Lutheran WA	6918
Don Phillips, Oklahoma Baptist	6886
David Pullin, Lewis & Clark OR	6867
Dave Tolson, Point Loma CA	6751
Rus Jewitt, Pittsburg State KS	6741
Doug Loisel, Azusa Pacific CA	6720
Tom Jakubowski, Siena Heights MI	6713
Greg Hansen, Willamette OR	6647
Doug Murray, Defiance OH	6622
Kip Johnson, Western Oregon St.	6596
Ted Campbell, Azusa Pacific CA	6508
Rick Tucker, Park MO	6293
Blake Harris, Western New Mexico	6254
Kyle Bisser, Graceland IA	6180
Gary Yeager, Cedarville OH	5949
Rick Cotton, Southwestern KS	5809
Steve Weidge, Chadron State NE	5664
David Anderson, Southwest Texas St. NM	

110 METER HURDLES (14.5) NAIA REC.-:13.92

Paul Bowe, Jackson State MS	:13.72
Steve Parker, Abilene Christian TX	:13.80
Robert Johnson, Wayland Baptist TX	:13.82
Robert Thomas, Prairie View TX	:13.82
Robert Kennedy, Texas Southern	:13.90
Derrick King, Prairie View TX	:13.91
Johnny Shaw, Texas Southern	:14.02
Carl Powell, Pembroke State NC	:14.02
Tyrone Williams, Jackson State MS	:14.02
David Hayes, Southern U.-BR IA	:14.03
Ray Hollier, Southern U.-BR IA	:14.06
Danny Clark, Prairie View TX	:14.08
John Ritter, Mankato State MN	:14.22
Mike Donley, Southern Colorado	:14.22
Mike Honnick, Adams State CO	:14.27
John Morris, Norfolk State VA	:14.30
Ed Blackburn, Wayne State NE	:14.30
Lamont Bowles, Virginia State	:14.32
Chris Thelwell, St. Augustine's NC	:14.32
Dwayne Aclew, Harding AR	:13.60w

400 METER HURDLES (52.8) NAIA RECORD-:50.45

Ed Brown, Saginaw Valley St. MI	:50.45
Kenn Allen, Texas Southern	:50.88
Carl Powell, Pembroke State NC	:50.92
Eric Perry, Texas Southern	:51.00
Dwain Dieterman, S.F. Austin TX	:51.46
Kenneth Brown, Alabama State	:51.52
Darren Pearson, Southern U.-BR IA	:51.57
Thaddeus Gamble, Prairie View TX	:51.73
Robert Klein, Angelo State TX	:51.90
Danny Dixon, Abilene Christian TX	:51.95
Larry Coleman, Arkansas-Pine Bluff	:52.26
Colin O'Brian, Jackson State MS	:52.40
Darick Bradley, Pembroke State NC	:52.50
Napoleon Hooks, Jackson State MS	:52.61
Bryan McKinley, Prairie View TX	:52.71
Ryan Wardell, Eastern Oregon	:52.80

400 METER RELAY (:41.4) NAIA RECORD-:40.05

Mississippi Valley State	:39.84
Jackson State MS	:40.12
Texas Southern	:40.32
Abilene Christian TX	:40.34
Angelo State TX	:40.45
Southern U.-Baton Rouge LA	:40.50
St. Augustine's NC	:40.86
Wayland Baptist TX	:40.89
Southwest Texas State	:41.07
Pembroke State NC	:41.12
Prairie View TX	:41.20
Howard Payne TX	:41.22
Texas A&I	:41.28
Norfolk State VA	:41.32
Ouachita Baptist AR	:41.48

1600 METER RELAY (3:11.9) RECORD - 3:07.82

Southern U.-Baton Rouge LA	3:06.47
Jackson State MS	3:07.05
Angelo State TX	3:07.47
Southwest Texas State	3:07.83
Mississippi Valley State	3:08.42
Texas Southern	3:08.68
Prairie View TX	3:10.07
Southern U.-New Orleans LA	3:10.58
Abilene Christian TX	3:10.80
Texas College	3:11.82
Fayetteville State NC	3:11.32
Sam Houston State TX	3:11.62
Ouachita Baptist AR	3:11.86

LONG JUMP (24-0) NAIA RECORD - 26-6½

Ray Smith, Wayland Baptist TX	25-7
Julius Meekins, Pembroke State NC	25-5
James Palmer, Texas Southern	24-9
Bill Patza, Wisconsin-LaCrosse	24-9
Ferlenzo Holmes, Southern U.-BR IA	24-6
Darrick Strickland, Virginia State	24-6

LONG JUMP (Cont'd)

Britt Courville, Texas Southern	24-6
Aaron Sampson, Southern Utah St.	24-5
Cary Siemson, Fort Hays State KS	24-5
K.C. Jones, Texas A&I	24-4
Dwayne Jdaks, Texas A&I	24-4
Harvey Gales, Jackson State MS	24-4
Kyle Evans, Angelo State TX	24-3
Vincent Laday, Southern U.-BR IA	24-2
Ronald Cutter, Texas College	24-2
Larry Perkins, Jackson State MS	24-2
Kevin Louis, Malone OH	24-1
Ray Pate, Pembroke State NC	24-0

TRIPLE JUMP (48-8) NAIA RECORD - 53-0

Cary Tyler, Biola CA	52-5
Mike Little, Southern Colorado	52-2
Britt Courville, Texas Southern	52-1
Gideon Cheruiyot, Texas Southern	52-1
David McFadgen, Virginia State	51-3
Dorant Bartlett, St. Augustine's NC	51-1
Charles Swindell, Pembroke State NC	51-0
Nick Kohler, Adams State CO	50-5
Ed Brown, Saginaw Valley State MI	50-4
Michael Robinson, Prairie View TX	50-0
Ray Pate, Pembroke State NC	50-0
Ferlenzo Holmes, Southern U.-BR IA	49-11
Kyle Evans, Angelo State TX	49-11
Morgan Tharpe, Texas Southern	49-9
Arnold Atkins, Angelo State TX	49-8
Rod McClendon, Moorhead State MN	49-7
Jeff Edwards, Hastings NE	49-3
Peter Green, Abilene Christian TX	49-2
Don Bunker, Malone OH	49-1

POLE VAULT (15-6) NAIA RECORD - 18-2

Brad Pursley, Abilene Christian TX	17-9
Kurt Siebold, Oklahoma Christian	17-6
Bobby Williams, Abilene Christian TX	16-10
Tim Bright, Abilene Christian TX	16-10
Mike Lynch, Harding AR	16-7
Kim Stewart, Fort Hays State KS	16-3
Dale Robley, Moorhead State MN	16-0
Bruce Bryan, Southern Utah State	16-0
Teb Feits, Tarleton State TX	16-0
Dan Rosena, S.F. Austin TX	15-7
Larry McFarland, Ouachita Baptist	15-6
David George, Oklahoma Christian	15-6
Sean Fister, Park MO	15-6
Ken McIlwain, Malone OH	15-6
Brad Nachtigal, Fort Hays State KS	15-6

HIGH JUMP (6-9) NAIA RECORD - 7-2

Dan Gifford, Hillsdale MI	7-2
Jo Bob Wise, Arkansas Tech	7-2
George Milton, Southern Arkansas	7-1

HIGH JUMP (Cont'd)

Albert Peacock, Ottawa KS	7-0
Dennis Green, Angelo State TX	7-0
David Hemingway, Virginia State	7-0
Tom Dorsey, Rio Grande OH	7-0
Neville Leverett, Angelo State TX	7-0
Danny Widhalm, Central Methodist MO	7-0
Everett Champion, Southern U.-BR IA	7-0
Larry Meyer, Midland NE	6-11
Randy Courtney, Angelo State TX	6-11
James Daugherty, Tarleton State TX	6-10
Mack Hafliiser, Redlands CA	6-10
George Milton, Southern Arkansas U.	6-10
James Watson, Texas Southern	6-10
Tim Fox, Anderson IN	6-10
Dave Phillips, Pembroke State NC	6-10
Larry Perkins, Jackson State MS	6-10
Art Fenty, Prairie View TX	6-10
Nathaniel Epps, Alcorn State MS	6-10
Steve Wester, Tarleton State TX	6-10
Byron Richardson, Manchester IN	6-10
William Lowery, Norfolk State VA	6-10
James Dixon, Norfolk State VA	6-10
Dave Trost, Augsburg MN	6-10
Mike Ronca, Wisconsin-LaCrosse	6-10

SHOT PUT (54-5) NAIA RECORD - 63-1

Bob Urey, Malone OH	66-0
Harold Ledet, Angelo State TX	60-11
Martin Guerrero, Abilene Christian TX	60-4
Doug Barnett, Azusa Pacific CA	57-2
Ron Hausauer, Jamestown ND	57-1
Rick Steely, Cumberland KY	56-8
Joe Reynolds, Abilene Christian TX	55-7
Bill Gillespie, Liberty Baptist VA	55-1
Byron Sawyer, McMurry TX	54-11
David Simmons, Abilene Christian TX	54-9
Bill Holton, Pittsburg State KS	54-7
David Whiting, Abilene Christian TX	54-5
Mark Overgard, Wisconsin-Stout	54-4
Vinny Butka, Bethany KS	54-4

DISCUS (165) NAIA RECORD - 198-5

Bob Urey, Malone OH	194-6
Martin Guerrero, Abilene Christian	186-3
Roger Axelsson, Point Loma CA	181-9
George Barlow, Texas Southern	176-2
David Simmons, Abilene Christian TX	175-1
David Whiting, Abilene Christian TX	174-6
Willie Waugh, West Virginia Wesleyan	170-6
Mike Gallagher, East Texas State	170-2
Ricky Brown, Howard Payne TX	169-11
James Nicks, Prairie View TX	169-2
Ken Luck, Illinois Wesleyan	169-0
Andrew Woodard, Texas Southern	168-8
Joe Reynolds, Abilene Christian TX	167-4

<u>DISCUS (Cont'd)</u>		<u>JAVELIN (212-5) NAIA RECORD -</u>	
Bill Holtom, Pittsburg State KS	167-4	Mike Barnett, Azusa Pacific CA	259-2
Uno Veslerlund, Point Loma CA	167-1	Robert Shirts, Southern Utah State	237-0
Salmon Butt, Wayland Baptist TX	165-0	Ed Boos, Minot State ND	235-1
<u>HAMMER (162-8) NAIA RECORD -</u>	<u>200-11</u>	Mark Waldera, Moorhead State MN	232-3
Doug Barnett, Azusa Pacific CA	207-11	Todd Lovell, Lewis & Clark OR	230-6
Douglas Gillard, Ferris State MI	196-9	Mark Fischer, Jamestown ND	230-4
Marty Sheridan, Ferris State MI	177-3	Tim Nelson, Azusa Pacific CA	226-7
Jeff Clark, Bethany KS	175-7	John Leininger, Jamestown ND	223-7
Dan Newmarch, Ferris State MI	172-6	Bill Gies, Southwestern KS	220-0
Ben Laser, Saginaw Valley State MI	172-6	Gary Seichrist, Fort Hays State KS	216-5
Tom O'Rourke, Bethany KS	172-4	Kurt Gruenbacher, Benedictine KS	214-3
Ron Ponciano, Azusa Pacific CA	172-1	Steve Davis, Southwestern KS	213-0
Rod Ritter, Western Washington	171-4	Mike Burton, Anderson IN	212-11
Tim Nelson, Azusa Pacific CA	163-7	Neville Leverett, Angelo State TX	211-6
John Grywinski, Simon Fraser CAN	162-8	Don Phillips, Oklahoma Baptist	211-3
Mark Mossey, Hillsdale MI	162-0	Mike Carter, Clarion State PA	210-8
Neil Weaver, Pacific Lutheran WA	160-10	Rich Piekarski, Clarion State PA	209-0
		Darren Llewellyn, Greenville IL	208-7

WOMEN'S DIVISION

<u>100 METERS (:12.0)</u>		<u>200 METERS (Cont'd)</u>	
Esther Hope, Jackson State MS	:11.36	Judi Wynn, Texas Southern	:24.32
Shelia LaBone, Prairie View TX	:11.37	Thomasina Bush, Hampton Inst. VA	:24.90
Linda Weekly, Texas Southern	:11.40	Mary Gardin, St. Augustine's NC	:24.92
Cora Shermon, Texas Southern	:11.45		
Wanda Nicholson, Southern U.-BR IA	:11.50	<u>400 METERS (:59.0)</u>	
Angela Doyle, Southern U.-BR IA	:11.67	Easter Gabriel, Prairie View TX	:53.93
Cassandra Graham, Prairie View TX	:11.69	Marcella Elliot, Southern U.-BR IA	:54.13
Donna Lazard, Texas Southern	:11.70	Loretta Edwards, Prairie View TX	:54.34
Judi Wynn, Texas Southern	:11.71	Maryann Higgs, Prairie View TX	:54.46
Carol Turner, Mississippi Valley St.	:11.93	Evette Jones, Hampton Inst. VA	:54.82
Antionette Gilbert, St. Augustine's	:11.82	Earnestine Hanna, Texas Southern	:54.90
Deidra Jackson, Prairie View TX	:11.88	Joyce Townsen, Texas Southern	:55.10
Carol Williams, Mississippi Valley	:11.89	Vogel Newsome, Mississippi Valley St.	:55.42
Rhonda Adams, Prairie View TX	:11.96	Jeonice Gunnace, Texas Southern	:55.67
Rondollyn Givens, Hampton Inst. VA	:11.02y	Delvis Burroughs, Prairie View TX	:55.88
Donna Wilson, Prairie View TX	:12.08	Rochella Nelson, Prairie View TX	:55.92
Cynthia Johnson, Wiley TX	:12.09	Carlita Smith, East Texas State	:56.06
Denise Daye, St. Augustine's NC	:12.12	Melinda McDougal, Jackson State MS	:56.19
Lori Risenhoover, Adams State CO	:12.12	Yvette Joseph, Jackson State MS	:56.32
		Teresa Morel, Fort Hays State KS	:56.82
<u>200 METERS (:25.0)</u>		Sheila LaBome, Prairie View TX	:57.02
Angela Doyle, Southern U.-BR IA	:23.45	Michelle Johnson, Texas Southern	:57.10
Linda Weekly, Texas Southern	:23.50	Sandra Scott, Texas Southern	:57.12
Easter Gabriel, Prairie View TX	:23.56	Yvonne Joseph, Jackson State MS	:57.22
Marella Elliot, Southern U.-BR IA	:23.60	Sandra Hannan, Prairie View TX	:57.24
Shelia LaBome, Prairie View TX	:23.74	Charlita Whitehead, St. Augustine's	:57.25
Esther Hope, Jackson State MS	:23.86	Ossie Gilmore, Wiley TX	:57.71
Denise Cox, Texas Southern	:23.90	Pam Parker, Berry GA	:57.92
Donna Lazard, Texas Southern	:23.92	Jackie Jefferson, Alcorn State MS	:57.99
Cora Sherman, Texas Southern	:23.93		
Carol Williams, Mississippi Valley	:23.99		
Mary Higgs, Prairie View TX	:24.01		
Antionette Gilbert, St. Augustine's	:24.02		

800 METERS (2:18.0)

Chevitta Jackson, Texas Southern	2:10.20
Radius Jacobs, Jackson State MS	2:10.71
Tawanna Thompson, Texas Southern	2:10.87
Madonna Redd, Texas Southern	2:11.87
Donna Bean, Jackson State MS	2:12.00
Sandra Scott, Texas Southern	2:12.90
Hillary Winn, Southern U.-BR LA	2:15.75
Sandra Hannah, Prairie View TX	2:16.02
Gina Smith, Jackson State MS	2:16.82
Mary Damiany, Southern Utah State	2:17.02
Denise Day, Midland Lutheran NE	2:18.32
Denise Levy, St. Augustine's NC	2:18.42
Vicki Richardson, Prairie View TX	2:18.56

1500 METERS (5:00.0)

Radius Jacobs, Jackson State MS	4:35.81
Madonna Redd, Texas Southern	4:36.62
Donna Bean, Jackson State MS	4:37.52
Tawanna Thompson, Texas Southern	4:38.60
Cheritta Jackson, Texas Southern	4:40.08
Kellie Benzow, Wisconsin-Parkside	4:43.02
Denise Falzone, Adams State CO	4:48.9
Mary Damiany, Southern Utah St.	4:50.27
Collette Kelly, Southern U.-BR LA	4:51.52
Dawn Williams, Texas Southern	4:51.77
Lesha Wood, Emporia State KS	4:52.22
Kathy Bowman, Saginaw Valley MI	4:53.22
Lynn Mack, Doane NE	4:53.52
Sharon Holthus, Concordia NE	4:53.82
Liz Shaughnessy, Berry GA	4:54.60
Marcy Nesbitt, Hillsdale MI (mi.)	5:17.70
Kelly Hiatt, Midland NE (mi.)	5:18.32
Colleen Booms, Saginaw Valley MI	4:55.8

3000 METERS (11:00.0)-2 MILE (11:45.0)

Kellie Benzow, Wisconsin-Parkside	10:14.14
Marcy Nesbitt, Hillsdale MI	10:19.10
Lesha Wood, Emporia State KS	10:25.22
Angie Pikschus, S. of Ozarks(2mi)	11:16.85
Gayla Rothers, Pittsburg St. KS	10:35.22
Kelly Hiatt, Midland NE (2 mi.)	11:22.57
Collette Kelly, Southern U.-BR LA	10:40.28
Liz Garman, Azusa Pacific CA	10:41.22
Linda Rogers, Fort Hays St. KS	10:42.22
Kathie Daffer, Hastings NE	10:42.82
Wendy Burman, Wisconsin-Parkside	10:47.16
Kathy Bowman, Saginaw Valley MI	10:48.12
Amy Doerr, Midland NE	10:49.22
Sharon Holthus, Concordia NE	10:49.52
Kathy Harders, Kearney St. NE	10:51.22
Shari Maiben, Prairie View TX	10:55.61

5000 METERS (18:40.0)

Wendy Burman, Wisconsin-Park(3mi)	16:27.9
Kellie Benzow, Wisconsin-Parkside	17:42.5

5000 METERS (Cont'd)

Angie Pikschus, S. of Ozarks MO	18:03
Kathie Daffer, Hastings NE	18:04
Mary Jaqua, Adams State CO	18:13
Kathy Bowman, Saginaw Valley MI	18:24.1
Denise Falzone, Adams State CO	18:39
Kathy Harders, Kearney State NE	19:11.42
Amy Doerr, Midland Lutheran NE	19:14.62
Jeanne Murphy, Chadron State NE	19:36.62

100 METER HURDLES (:15.0)

Linda Weekly, Texas Southern	:13.23
Lillian Cole, Alabama State	:13.72
Terry Walters, Texas Southern	:13.77
Kathy Freeman, Southern U.- BR LA	:13.97
Thomasina Bush, Hampton Inst. VA	:14.10
Rhonda Scott, Southern U.-BR LA	:14.12
Tawanna Rodgers, Texas Southern	:14.37
Pam Blackwell, Wayne State NE	:14.42
Annette Harris, East Texas State	:14.46
Carman Porter, Texas Southern	:14.48
Mary Smith, Texas Southern	:14.50
Kelly Peterson, Wayne State NE	:14.66
Delni McKibben, Kearney State NE	:14.72
Kari Kramme, Midland NE	:14.82
Sue Petrelli, Adams State CO	:14.82
Vevlenda Leonard, Texas Southern	:14.33w

400 METER HURDLES (:66.0)

Kathy Freeman, Southern U.-BR LA	:60.00
Felecia Durham, Southern U.-BR LA	:61.73
Vannessa Cole, Mississippi Valley	:62.59
Colleen Donnelly, Adams State CO	:62.65
Pam Blackwell, Wayne State NE	:63.42
Lynn Gamble, Prairie View TX	:63.56
Marylin Elliott, Mississippi Valley	:64.16
Sherri Barnes, Hampton Inst. VA	:66.80y
Jayne Brummer, Kearney State NE	:64.92
Verlonda Leonard, Texas Southern	:65.27
Carmen Porter, Texas Southern	:65.85
Tawanna Rodgers, Texas Southern	:66.03
Starla Jackson, Prairie View TX	:66.39
Patty Gleason, Hastings NE	:66.62
Arlene Plummer, St. Augustine's NC	:67.50

MARATHON

Marcy Nesbitt, Hillsdale MI	3:01.53
Liz Garman, Azusa Pacific CA	3:06.44
Wendy Burman, Wisconsin-Parkside	3:15.02
K.C. Curran, Marymount KS	3:38.00
Jackie Zerr, Marymount KS	3:38.00

400 METER RELAY (:49.5)

Texas Southern	:45.28
Prairie View TX	:45.30

400 METER RELAY (Cont'd)

Jackson State MS	:45.81
Southern U.-Baton Rouge LA	:46.52
Mississippi Valley State	:47.03
St. Augustine's NC	:47.72
Hampton Institute VA	:48.20
Winston Salem State NC	:48.52
Adams State CO	:48.66
Saginaw Valley State MI	:49.04
Alcorn State MS	:49.26
Kearney State NE	:49.62

1600 METER RELAY (3:59.1)

Prairie View TX	3:36.55
Texas Southern	3:39.90
Southern U.-Baton Rouge LA	3:44.79
Mississippi Valley State	3:47.85
Jackson State MS	3:48.12
Hampton Institute VA	3:52.70
Adams State CO	3:56.64
Midland Lutheran NE	3:58.70
St. Augustine's NC	3:58.80

MEDLEY RELAY (100-100-200-400 M) (1:56.0)

Jackson State MS	1:41.17
Prairie View TX	1:41.66
Texas Southern	1:41.90
Southern U.-Baton Rouge LA	1:42.66
Mississippi Valley State	1:42.88
East Texas State	1:46.72
Hampton Institute VA	1:47.20
St. Augustine's NC	1:48.26
Kearney State NE	1:48.69
Adams State CO	1:49.68y
Alcorn State MS	1:49.40
Saginaw Valley State MI	1:50.60
Winston Salem NC	1:51.22
Berry GA	1:51.30
Wayne State NE	1:51.82
Wiley TX	1:52.50
Wisconsin-Parkside	1:53.70y
Doane NE	1:54.42

4 X 800 RELAY (9:50.0)

Texas Southern	9:08.08
Prairie View TX	9:24.36
St. Austine's NC	9:36.69
Saginaw Valley State MI	9:42.90
Midland Lutheran NE	9:44.08
Jackson State MS	9:47.36
Kearney State NE	9:49.52

JAVELIN (125'0")

Amy Proffitt, Kansas Wesleyan	135-2
Beryl Bethel, Texas Southern	134-10
Janet Essmann, Midland Lutheran NE	132-6

JAVELIN (Cont'd)

Pam Schmidt, Midland Lutheran NE	127-7
Jody Rowell, East Texas State	127-7
Patti Rietze, Point Loma CA	126-10
Roberta Harper, Texas Southern	126-9
Gina Youngblood, Fort Hays St. KS	123-3
Kim Campbell, Wayne State NE	122-1
Cecilia Higgins, Kearney State NE	120-8

HIGH JUMP (5'2")

Sybil Reddick, Texas Southern	6-0
Cynthia Gilbert, Berry GA	5-10
Zsa Zsa Pratt, Edward Waters FL	5-8
Ivette Peterson, Hampton Inst. VA	5-7
Roberta Harper, Texas Southern	5-7
Andronike Greene, Jackson State MS	5-7
Vivian Garner, Jackson State MS	5-6
Flo Renner, Tarkio MO	5-6
Debra Madison, Wiley TX	5-6
Judy Becker, Emporia State KS	5-6
Lynne Bradshaw, Fort Hays State KS	5-6
Sue Anderson, Kearney State NE	5-6
Patty Gleason, Kearney State NE	5-6
Martie Curtis, Hampton Inst. VA	5-5
Kim Clark, Hampton Institute VA	5-5
Amy Profitt, Kansas Wesleyan	5-5

SHOT PUT (40'0")

Karen Waddell, Prairie View TX	48-2
Lynette Antione, St. Augustine's NC	45-3
Woodie Wilson, Prairie View TX	45-2
Vandora Wilson, Fort Hays St. KS	43-5
Patricia Thomas, Prairie View TX	43-4
Pat Thomas, Prairie View TX	43-4
Joyce Harper, Alabama State	43-0
Paula Evans, Kearney State NE	42-7
Gretta Chestnut, Texas Southern	42-3
Tracy Newberger, Wayne State NE	41-11
Janette Poitier, St. Augustine's NC	41-10
Tena Forrester, Saginaw Valley MI	41-6
Sue Maceroni, Saginaw Valley MI	41-0
Cindy Young, Adams State CO	40-10
Carma Lee, Doane NE	40-8
Pam Schmidt, Midland Lutheran NE	40-7
Jackie Meador, Adams State CO	40-6
Joy Burgan, Azusa Pacific CA	40-5
Chris Garner, Emporia State KS	40-2
Laurie Wickard, Chadron State NE	40-1
Wanda Jackson, Alabama State	40-1

LONG JUMP (17'10")

Vogel Newsome, Mississippi Valley	20-5
Cornelia Jackson, Jackson State MS	19-8
Cynthia Johnson, Wiley TX	19-7
Lori Risenhoover, Adams State CO	19-5
Deidre Jackson, Prairie View TX	19-4

LONG JUMP (Cont'd)

Annette Reaves, Jackson State MS	19-2
Charlet Moss, Texas Southern	19-1
Sonia Hill, Texas Southern	19-1
Thomasina Bush, Hampton Inst. VA	18-10
Annette Harris, East Texas State	18-10
Rondollyn Givens, Hampton Inst. VA	18-8
Delvis Burroughs, Prairie View TX	18-7
Carmen Porter, Texas Southern	18-6
Monica Williams, Saginaw Valley MI	18-5
Wanda Morton, Texas Southern	18-2
Julie Faris, Kearney State NE	18-1
Val Pettiford, Berry GA	18-1
JoAnne Carey, Wisconsin-Parkside	18-6w

DISCUS (130')

Beryl Bethel, Texas Southern	153-0
Paula Evans, Kearney State NE	150-0
Cindy Young, Adams State CO	149-2
Lynette Antione, St. Augustine's NC	144-9
Cheryl Zachary, East Texas State	143-8
Pam Schmidt, Midland Lutheran NE	143-5
Vandora Wilson, Fort Hays State KS	141-3
Beryl Eve, Texas Southern	141-1
Andrea Green, Prairie View TX	134-4
Janet Graff, Kearney State NE	134-0
Joy Burgon, Azusa Pacific CA	132-4
Kathy Bartlett, Jackson State MS	131-4
Songy Green, Texas Southern	130-9
Woodie Wilson, Prairie View TX	130-7
*Nancy Asche, Concordia NE	145-9
(*Late Report)	

Notice to Coaches:

DECATHLON ENTRY: The decathletes listed on the stat form are those whose entries have been received. The top sixteen (16) who are confirmed will be entered into the meet. PLEASE, call the National Office (816-842-5050) on Friday, May 15th if your decathlete is not competing this weekend and confirm at that time. While you have until Noon, Monday (C.D.T.) May 18th to confirm your decathlete, it will be easier for us to notify those not making the cutoff if you will call early.

MEALS ON CAMPUS: Those not staying on campus but wishing to eat at the TSU cafeteria may purchase meal tickets on registration. Complete meal information will be in your packet.

NEED HURDLES? Gill will once again ship a complete set of hurdles for use at our National Championships. Bill Freeman will be in attendance. If you are considering buying hurdles, and can transport them back from Texas Southern, see Bill for a good deal.

COACH OF THE YEAR: Don't forget we need the name of your district's coach of the year (both divisions), no later than Wednesday, May 20th.

CHAMPIONSHIPS TO BE TELEVISED: Agreement has been reached with the USA Network. They will film on Friday and Saturday and present the show on Friday, May 29th, 8:00 p.m. (EDT) on the USA Cable Network.

MARATHON: The marathon will be run at Prairie View A&M, about 45 miles from Houston. Busses will be provided to take competitors and coaches on a tour of the course Thursday or Friday morning as well as to the site on Saturday morning.

AIRPORT PICK UP: Please report to the Ground Transportation Area (by the baggage claim area) at either Hobby or Houston Intercontinental Airports for transportation to site.

FINAL STAT REPORT - with National's next week, we'll see you in Houston.

MISSISSIPPI VALLEY AND TEXAS SOUTHERN EARN NAIA OUTDOOR TITLES

HOUSTON, TX—Mississippi Valley State and Texas Southern claimed team titles in the 30th Annual NAIA Outdoor Track & Field Championships, here May 21-23.

Mississippi Valley edged host Texas Southern and Abilene Christian University TX for the Men's Division title while Texas Southern romped to an easy victory in the first Women's Division meet.

As expected, all of the Delta Devils' 62 points came in the running events, especially the sprints and relays. Larry White and Charles Pickens finished 1-3 in the 100-meter dash and White, Pickens and Nathaniel Sloan went 2-3-4 in the 200-meter dash.

Mississippi Valley's only other individual title came from Eugene Sanders, who established a meet record (45.38) in the 400-meter dash with his victory. Sanders, White, Sloan, and Randy Dixon teamed to lead the Delta Devils to a victory in the 4 x 400 relay and they also finished second in the 400-meter relay.

Texas Southern, which finished second to Mississippi Valley with 59 points, had two Champions—Britt Courville in the long jump and the Tigers' 400-meter relay. Abilene Christian, third at 54 points, produced three individual event champions—Brad Pursley (pole vault), Steve Parker (110 high hurdles), and Martin Guerrero (discus).

In all, eight records were bettered in the Men's Division. Azusa Pacific CA's Doug Barnett set a meet record in the hammer throw (205-4) finished second in the shot put and sixth in the discus, and earned the Herbert Marett Outstanding Performer Award for the Men's Division.

Doug's brother Mike Barnett captured the javelin with a record toss of 255-8.

Other records established in the men's division were by Kregg Einspahr, Concordia NE, steeplechase (8:45.69); Ed Brown, Saginaw Valley MI, 400-meter hurdles (50.96); Gordon Sanders, Hillsdale MI, 10,000-meter run (29:50.07); Ray Sharp, Wisconsin-Parkside, 10,000-meter walk (43:31.23) and Cary Tyler, Biola CA, triple jump (53-6 1/2).

In the Women's Division, Texas Southern accumulated six firsts and scored in 11 of 14 running events in compiling 115 1/2 points to far outdistance runner-up Prairie View TX, which had 68.

Texas Southern captured three of the four relay events, winning the 4 x 100 meter relay, the 4 x 400 relay and the 4 x 800 relay.

Wendy Burman of Wisconsin-Parkside and Angel Doyle of Southern University-Baton Rouge LA were the only double winners in the Women's Division.

Burman, who won the 5,000-meter run and the marathon, was named the Herbert Marett Outstanding Performer in the Women's Division. Doyle won both the 100- and 200-meter dashes.

All of the Women's Division events were classified as meet records with this being the first year for the championship meet.



1981 NAIA WOMEN'S OUTDOOR TRACK AND FIELD STANDINGS

School	Pts.	School	Pts.
1 Texas Southern	115 1/2	15 Simon Fraser CAN	12
2 Prairie View TX	68	16 Pittsburg State KS	10
3 Southern-Baton Rouge LA	60	17 Alabama State	8
4 Jackson State MS	57	17 Berry GA	8
5 Wisconsin-Parkside	34	19 Mississippi Valley State	7
6 Adams State CO	27	20 East Texas State	6
7 School of the Ozarks MO	26	20 Marymount KS	6
8 Hampton Institute VA	24	22 Hastings NE	4
9 St. Augustine's NC	22	23 Saginaw Valley State MI	3
10 Fort Hays State KS	20	24 Kearney State NE	2
11 Azusa Pacific CA	16 1/2	25 Wiley TX	2
12 Southern Utah State	16	26 Concordia NE	1
12 Emporia State KS	16	26 Point Loma CA	1
12 Midland Lutheran NE	16	26 Hillsdale MI	1

1981 NAIA MEN'S OUTDOOR TRACK AND FIELD STANDINGS

School	Pts.	School	Pts.
1 Mississippi Valley State	62	24 Macalester MN	8
2 Texas Southern	59	32 Western State CO	7
3 Abilene Christian TX	54	33 Bethany KS	6
4 Malone OH	32	33 Minot State ND	6
4 Jackson State MS	32	33 Wisconsin-LaCrosse	6
6 Azusa Pacific CA	29	33 Valley City State ND	6
6 Pembroke State NC	29	33 Arkansas-Monticello	6
6 Saginaw Valley State MI	29	33 Southern Colorado	6
9 Adams State CO	24	33 Wisconsin-Stevens Point	6
10 Fort Hays State KS	19	33 LeTourneau TX	6
11 Hillsdale MI	18 1/2	33 Point Loma CA	6
11 Southern-Baton Rouge LA	18 1/2	33 St. Augustine's NC	6
13 Texas A&I	18	33 Augsburg MN	5
14 Southern Utah State	16	44 Cumberland KY	4
15 Wayland Baptist TX	15	44 California Lutheran	4
16 Angelo State TX	12	44 Black Hills State SD	4
17 Arkansas Tech	10	44 Sam Houston TX	4
17 Wisconsin-Parkside	10	44 Hastings NE	4
17 Whitworth WA	10	44 Southern Arkansas	4
17 Concordia NE	10	50 Pacific Lutheran WA	2
17 Biola CA	10	50 Spring Arbor MI	2
22 Lewis & Clark OR	9	50 Dordt IA	2
22 Eastern Oregon	9	50 Taylor IN	2
24 Ferris State MI	8	50 Southwestern KS	2
24 Hendrix AR	8	50 Prairie View TX	1
24 Western Washington	8	56 Chadron State NE	1
24 St. Thomas MN	8	56 Aquinas MI	1
24 Oklahoma Christian	8	56 Wayne State NE	1
24 Central State OK	8	56 Moorhead State MN	1
24 Hamline MN	8	56 Simon Fraser CAN	1

SAM HOUSTON CAPTURES RECORD FOURTH CONSECUTIVE GOLF TITLE

HUNTSVILLE, TX—Paced by three of the top five individual performances, Sam Houston State captured an unprecedented fourth consecutive NAIA National Golf Championship with a rain-shortened total of 882, June 2-5 at the Waterwood National Golf Course.

Due to extreme wet conditions, the final 18 holes were canceled and final standings were determined by 54-hole totals. All three completed rounds were slowed by several rain delays throughout the week.

Texas Wesleyan finished second in the team race with an 896 total and the Rams also had the tournament medalist as Danny Mijovic carded a 54-hole total of 216. Individual runner-up was Kevin Kirk of Sam Houston, with a three-round score of 218 including a tournament-best 66 in the third round over the 6881-yard par 71 course.

Robin Freeman of Central State University OK was next with a 219 total, helping his Bronchos to the third place team award. Sam Houston's Phil Estep was another stroke back in fourth with a 220 and Kent Stauffer of Indiana PA, Brent Taylor of Harding AR and Jim Kidd of Sam Houston tied for fifth place at 221. Elon College NC was fourth in the team standings with a 913 total.

Sam Houston Coach Ronnie Choate was named the 1981 NAIA National Golf Coach of the Year. In winning its fourth national championship, SHSU trails only Lamar Tech TX, which won five NAIA titles.

It was announced at the annual NAIA Golf Coaches Association meeting that the 1982 tournament would be hosted by Elon College at the Alamance Country Club in Burlington, North Carolina.



*Danny Mijovic, Texas Wesleyan
1981 NAIA Golf Medalist*

30TH NAIA NATIONAL GOLF TOURNAMENT

FINAL TEAM STANDINGS

1 Sam Houston TX	290	-	298	-	294	=	882
2 Texas Wesleyan	297	-	299	-	300	=	896
3 Central State OK	302	-	304	-	299	=	905
4 Elon College NC	303	-	306	-	304	=	913
5 Indiana PA	310	-	304	-	307	=	921
Southwest Texas	318	-	307	-	296	=	921
7 Coastal Carolina SC	304	-	309	-	310	=	923
Stephen F. Austin TX	307	-	316	-	300	=	923
9 Ferris State MI	310	-	300	-	318	=	928
10 St. Thomas TX	310	-	312	-	313	=	935
11 Montevallo ALA	313	-	307	-	317	=	937
12 Emporia State KS	318	-	308	-	321	=	947
13 David Lipscomb TN	310	-	323	-	322	=	955
14 Saginaw Valley MI	324	-	321	-	311	=	956
15 Davis & Elkins WV	322	-	326	-	309	=	957
16 Hardin College ARK	321	-	320	-	317	=	958
17 Redlands CA	317	-	320	-	323	=	960
18 Mesa College CO	320	-	323	-	321	=	964
19 Wisconsin-LaCrosse	330	-	314	-	323	=	967
20 Florida Atlantic	321	-	330	-	321	=	972
21 Kearney State NE	321	-	329	-	324	=	974
22 Drury College MO	318	-	342	-	327	=	987
23 St. Francis IN	330	-	327	-	333	=	990
24 Mankato State MN	328	-	327	-	337	=	992

Others entered but missing the 36-hole cut: Western Washington, Cedarville OH, Rutgers-Camden NJ, Husson ME, Berea KY, McKendree IL, Willamette OR, Minot State ND, St. Ambrose IA.

INDIVIDUAL STANDINGS

(All-Americans listed in **bold**)

1 Danny Mijovic , Texas Wesleyan	67	-	76	-	73	=	216
2 Kevin Kirk , Sam Houston TX	78	-	74	-	66	=	218
3 Robin Freeman , Central State OK	76	-	71	-	72	=	219
4 Phil Estep , Sam Houston TX	68	-	76	-	76	=	220
5 Kent Stauffer , Indiana PA	72	-	73	-	76	=	221
Brent Taylor , Harding College ARK	74	-	75	-	72	=	221
Jim Kidd , Sam Houston TX	72	-	74	-	75	=	221
8 Cliff Pierce , Cameron OK	75	-	76	-	72	=	223
9 Mark Hill , Ferris State MI	73	-	75	-	76	=	224
Ray Freeman , Coastal Carolina SC	74	-	76	-	74	=	224
11 Wynn Reichert , Stephen F. Austin TX	73	-	77	-	75	=	225
Shane Kelly , Central OK	74	-	76	-	75	=	225
Paul Lopez , Texas-Wesleyan	75	-	75	-	75	=	225
Kirk Stauffer , Indiana PA	76	-	76	-	73	=	225
Keith Decker , Elon College NC	73	-	76	-	77	=	226
Larry Adams , Montevallo ALA	77	-	73	-	76	=	226
Bucky Smith , Southwest Texas	76	-	75	-	75	=	226
18 Mike McGraw, Central Oklahoma	72	-	77	-	78	=	227
Norm Turns, University of Montevallo ALA	74	-	76	-	77	=	227
Jeff Smith, Texas Wesleyan	78	-	73	-	76	=	227
21 Mike Orren, Sam Houston TX	72	-	74	-	82	=	228
Gary Dennis, Texas Wesleyan	77	-	75	-	76	=	228
Tom McEntire, Southwest Texas	78	-	77	-	73	=	228
24 Scott Holden, David Lipscomb TN	77	-	76	-	76	=	229
25 Hugh Gill, Coastal Carolina SC	73	-	79	-	78	=	230
Craig Cottrill, Saginaw Valley MI	77	-	75	-	78	=	230
Jim Hightower, College of Charleston (MED)	74	-	79	-	77	=	230
Ruben Lopez, Stephen F. Austin TX	76	-	78	-	76	=	230

1981 NAIA MEN'S OUTDOOR INDIVIDUAL RESULTS

100-Meter—1. Larry White, Mississippi Valley St., :10.63; 2. Darrell Green, Texas A&I, :10.63; 3. Charles Pickens, Mississippi Valley St., :10.77; 4. Michael Lawson, St. Augustine's NC, :10.80; 5. Morris Jackson, Jackson State MS., :10.83; 6. Albert Lawrence, Abilene Christian TX, :10.84.

110-High Hurdles—1. Steve Parker, Abilene Christian TX, :13.95; 2. Carl Powell, Pembroke St. NC, :14.47; 3. Milan Doneley, Southern Colorado, :14.47; 4. Robert Kennedy, Texas Southern, :14.49; 5. Robert Johnson, Wayland Baptist TX, :14.65; 6. Ed Blackburn, Wayne St. NE, :14.70.

200-Meter—1. Darrell Green, Texas A&I, :21.42; 2. Larry White, Mississippi Valley St., :21.48; 3. Charles Pickens, Mississippi Valley St., :21.50; 4. Nathaniel Sloan, Mississippi Valley St., :21.59; 5. Michael Lawson, St. Augustine's NC, :21.73; 6. Ricky Moxey, Texas Southern, :21.75.

400-Meter—1. Eugene Sanders, Mississippi Valley St., :45.38; 2. Mike Rowe, Jackson St. MS, :45.39; 3. Donald Winey, Southern U. LA, :46.20; 4. Charles Phillips, Sam Houston St. TX, :46.76; 5. Robert Bullard, Texas Southern, :47.49; 6. Evans Lalas, Saginaw Valley St. MI, :47.57.

400-Intermediate Hurdles—1. Ed Brown, Saginaw Valley St. MI, :50.96; 2. Delman Porter, Central State OK, :51.16; 3. Darren Pearson, Southern U. LA, :51.23; 4. Carl Powell, Pembroke St. NC, :51.46; 5. Earl Howard, Central

Arkansas, :51.77; 6. Thad Gamble, Prairie View TX, :52.21.

400-Meter Relay—1. Texas Southern, :40.10; 2. Mississippi Valley St., :40.20; 3. Abilene Christian TX, :40.62; 4. Jackson St. MS, :40.88; 5. Angelo St. TX, :40.90; 6. Pembroke St. NC, :41.54.

800-Meter Run—1. Joel Ngetich, Wayland Baptist TX, 1:47.76; 2. Brian Starks, Texas Southern, 1:49.36; 3. Clifton Perry, Texas Southern, 1:49.78; 4. Robert Wilson, Jackson St. MS, 1:50.46; 5. Larry Brown, Taylor IN, 1:50.71; 6. Jeremy Krone, Angelo St. TX, 1:50.77.

1500-Meter Run—1. Michael Watson, Jackson St. MS, 3:47.44; 2. John Esquibel, Adams St. CO, 3:47.47; 3. Brad Erickstad, LeTourneau TX, 3:47.52; 4. Tom White, Adams St. CO, 3:48.92; 5. Dave Stimpson, Saginaw Valley St. MI, 3:49.40; 6. Ricky Lozoya, Wayland Baptist TX, 3:49.88.

4 X 400 Relay—1. Mississippi Valley St., 3:05.40; 2. Texas Southern, 3:07.67; 3. Southern U. LA, 3:07.97; 4. Jackson St. MS, 3:09.63; 5. Southwest TX, 3:09.84; 6. Abilene Christian TX, 3:11.42.

Steeplechase—1. Gregg Einspahr, Concordia NE, 8:45.69; 2. Pat Porter, Adams St. CO, 8:55.66; 3. Calvin McQueen, Saginaw Valley St. MI, 8:56.06; 4. Curt Fiedler, Black Hills St. SD, 8:59.20; 5. John Stadwick, Saginaw Valley St. MI, 9:13.89; 6. J. P. Worcester, Fort Hays St. KS, 9:14.55.

(Continued on next page)

1981 WOMEN'S OUTDOOR INDIVIDUAL RESULTS

100-Meter Dash—1. Angel Doyle, Southern U. LA, :11.85; 2. Esther Hope, Jackson St. MS, :11.93; 3. Sheila LaBone, Prairie View TX, :12.14; 4. Linda Weekly, Texas Southern, :12.15; 5. Antionette Gilbert, St. Augustine's NC, :12.17; 6. Carol Williams, Mississippi Valley St., :12.20.

100-Meter Hurdles—1. Linda Weekly, Texas Southern, :13.83; 2. Lillian Cole, Alabama State, :14.33; 3. Terri Walters, Texas Southern, :14.37; 4. Rhonda Scott, Southern U. LA, :14.69; 5. Thomasina Busch, Hampton Inst. VA, :14.83; 6. Carmen Porter, Texas Southern, :14.87.

200-Meter Dash—1. Angel Doyle, Southern U. LA, :23.98; 2. Denise Cox, Texas Southern, :24.69; 3. Esther Hope, Jackson St. MS, :24.73; 4. Cora Sherman, Texas Southern, :24.81; 5. Sheila LaBone, Prairie View TX, :24.88; 6. Carol Williams, Mississippi Valley St., :24.94.

400-Meter Dash—1. Loretta Edwards, Prairie View TX, :54.38; 2. Evette Jones, Hampton Inst. VA, :54.84; 3. Earnestine Hanna, Texas Southern, :55.66; 4. Joyce Townson, Texas Southern, :55.99; 5. Jeanice Gunner, Texas Southern, :57.00; 6. Yvette Joseph, Jackson St. MS, :57.87.

400-Meter Hurdles—1. Felicia Durham, Southern U. LA, 1:00.47; 2. Kathy Freeman, Southern U. LA, 1:01.12; 3. Lynn Gamble, Prairie View TX, 1:03.16; 4. Verlonda Leonard, Texas Southern, 1:03.62; 5. Colleen Donnelly, Adams St. CO, 1:03.82; 6. Venessa Cole, Mississippi Valley St., 1:04.20.

4 X 100 Meter Relay—1. Texas Southern :45.41; 2. Jackson St. MS, :45.72; 3. Prairie View TX, :45.87; 4.

Southern U. LA, :46.20; 5. St. Augustine's NC, :46.92; 6. Hampton Inst. VA, :47.28.

800-Meter Run—1. Cheritta Jackson, Texas Southern, 2:12.05; 2. Tawana Thompson, Texas Southern, 2:13.17; 3. Mary Damiani, Southern Utah, 2:13.48; 4. Sandra Scott, Texas Southern, 2:15.09; 5. Daren Rudd, Simon Fraser CAN, 2:16.15; 6. Radius Jackson, Jackson St. MS, 2:16.20.

1500-Meter Run—1. Mary Danian, Southern Utah, 4:32.35; 2. Kellie Benzow, Wisconsin-Parkside, 4:37.42; 3. Denise Falzone, Adams St. CO, 4:37.40; 4. Lesha Wood, Emporia St. KS, 4:38.07; 5. McDonna Redd, Texas Southern, 4:45.10; 6. Angie Piskusch, School of the Ozarks MO, 4:46.39.

3000-Meter Run—1. Angie Piskusch, School of the Ozarks MO, 10:11.55; 2. Gayla Rothers, Pittsburg St. KS, 10:18.1; 3. Kellie Benzow, Wisconsin-Parkside, 10:19.74; 4. Mary Jaqua, Adams St. CO, 10:19.79; 5. Lesha Wood, Emporia St. KS, 10:21.3; 6. Sharon Hochus, Concordia NE, 10:31.99.

Medley Relay—1. Prairie View TX, 1:40.55; 2. Southern U.-Baton Rouge LA, 1:40.95; 3. Texas Southern, 1:41.53; 4. Hampton Inst. VA, 1:44.83; 5. Jackson St. MS, 1:46.24; 6. East Texas, 1:47.20.

4 X 400 Relay—1. Texas Southern, 3:40.24; 2. Prairie View TX, 3:41.16; 3. Southern U. LA, 3:41.80; 4. Mississippi Valley St., 3:44.38; 5. Jackson St. MS, 3:47.99; 6. Hampton Inst. VA, 3:50.2.

MEN'S INDIVIDUAL TRACK & FIELD RESULTS (Continued)

5000-Meter Run—1. Dave Finnestad, Malon OH, 14:33.80; 2. Gordon Sanders, Hillsdale MI, 14:34.75; 3. Keenan Hart, Southern Utah St., 14:35.30; 4. Paul Mausling, Macalester MN, 14:36.37; 5. Steve Delalo, Southwestern KS, 14:36.91; 6. Donald Stearns, Eastern Oregon St., 14:37.64.

10,000-Meter Run—1. Gordon Sanders, Hillsdale MI, 29:50.07; 2. Donald Stearns, Eastern Oregon, 29:50.67; 3. Arnie Falk, Valley City St. ND, 29:57.76; 4. Paul Mausling, Macalester MN, 29:59.67; 5. Joe Yurkovich, Malone OH, 29:59.87; 6. Keenan Hart, Southern Utah St., 30:01.39.

10,000-Meter Walk—Ray Sharp, Wisconsin-Parkside, 43:31.23; 2. Torry Linebloom, Western Washington, 46:50.88; 3. Jeff Ellis, Wisconsin-Stevens Point, 47:05.21; 4. Sam Shick, Lewis and Clark OR, 47:17.09; 5. Mel McGinnis, Spring Arbor MI, 48:05.25; 6. Fabian Knizacky, Aquinas MI, NT.

Marathon—1. Karl Neidermeier, Fort Hays St. KS, 2:29:52.22; 2. Joe Broze, C. of St. Thomas MN, 2:30:27.81; 3. Jeff Rawlins, Malone OH, 2:30:32.92; 4. Jon Black, California Lutheran, 2:31:49.60; 5. Greg Kuiper, Dordt IA, 2:32:40.20; 6. Randy Jarzynka, Chadron St. NE, 2:36:18.97.

Discus—1. Martin Guerrero, Abilene Christian TX, 59.84 (196'4"); 2. Paul Kendrick, Hamline MN, 56.40 (185'); 3. Roger Axelsson, Point Loma CA, 56.38 (185'); 4. Bob Urey, Malone OH, 55.40 (181'9"); 5. David Simmons, Abilene Christian TX, 53.04 (174'0"); 6. Doug Barnett, Azusa Pacific CA, 52.26 (171'5").

Long Jump—1. Britt Courville, Texas Southern, 7.88 (25'10 1/4"); 2. Julius Meekins, Pembroke St. NC, 7.66 (25'-1 1/2"); 3. Bill Patza, Wisconsin-LaCrosse, 7.54 (24'9"); 4. James Palmer, Texas Southern, 7.54w (24'9"); 5. Ray Smith, Wayland Baptist TX, 7.46 (24'-5 3/4"); 6. Adrian Sampson, Southern Utah, 7.46 (24'5 3/4").

High Jump—1. Joe Wise, Arkansas Tech, 2.15 (7' 3/4"); 2. Herman Hammons, Hendrix AR, 2.15 (7' 3/4"); 3. Jerry Hollingshead, Western St. CO, 2.10 (6'10 3/4"); 3.

Dave Trost, Augsburg MN, 2.10 (6'10 3/4"); 5. George Milton, Southern Arkansas, 2.10 (6'10 3/4"); 6. Dan Gifford, Hillsdale MI, 2.10 (6'10 3/4")—Tie—6. Everett Champion, Southern U.-Baton Rouge LA, 2.10 (6'10 3/4").

Shot Put—1. Bob Urey, Malone OH, 18.32 (60'1 1/4"); 2. Doug Barnett, Azusa Pacific CA, 17.54 (57'6 1/2"); 3. Martin Guerrero, Abilene Christian TX, 17.48 (56'4 1/2"); 4. Ricky Steely, Cumberland KY, 17.18 (56'4 1/2"); 5. Jim Jacoby, Western St. CO, 16.98 (55'8 1/2"); 6. David Simmons, Abilene Christian TX, 16.92 (55'6 1/4").

Hammer—1. Doug Barnett, Azusa Pacific CA, 62.60 (205'4"); 2. Doug Gillard, Ferris St. MI, 58.80 (192'11"); 3. Ben Laser, Saginaw Valley St. MI, 53.20 (174'6"); 4. Jeff Clark, Bethany KS, 52.96 (173'9"); 5. Tom O'Rourke, Bethany KS, 52.26 (171'5"); 6. John Grywinski, Simon Fraser CAN, 51.98 (170'6").

Javelin—1. Mike Barnett, Azusa Pacific CA, 77.92 (255'8"); 2. Robert Shirts, Southern Utah, 71.60 (234'11"); 3. Ed Boos, Minot St. ND, 70.30 (230'8"); 4. Todd Lovell, Lewis & Clark OR, 68.98 (226'4"); 5. Gary Sechrist, Fort Hays St. KS, 68.72 (225'5"); 6. Mark Waldera, Moorhead St. MN, 68.14 (223'7").

Pole Vault—1. Brad Pursley, Abilene Christian TX, 5.26 (17'3"); 2. Kurt Siebold, Oklahoma Christian, 5.26 (17'3"); 3. Tim Bright, Abilene Christian TX, 5.20 (17' 3/4"); 4. K. Stewart, Fort Hays St. KS, 5.08 (16'8"); 5. Brad Nachtigal, Fort Hays St. KS, 4.98 (16'4"); 6. Bob Williams, Abilene Christian TX, 4.98 (16'4").

Triple Jump—1. Cary Tyler, Biola CA, 16.32 (53'6 1/2") 2nd jump; 2. Charles Swindell, Pembroke St. NC, 16.16w (53' 1/4"); 3. Britt Courville, Texas Southern, 16.00w (52'6"); 4. Jeff Edwards, Hastings NE, 15.75 (51'8"); 5. Ed Brown, Saginaw Valley St. MI, 15.58w (51'1 1/2"); 6. Gideon Cheruiyot, Angelo St. TX, 15.49 (50'9 3/4").

Decathlon—1. Doug Larson, Whitworth WA, 7516; 2. Neville Lavrett, Angelo St. TX, 7468; 3. Greg Culp, Arkansas-Monticello, 7066; 4. Alan Stahlecker, Adams St. CO, 6946; 5. Phil Schot, Pacific Lutheran WA, 6903; 6. Dave Pullin, Lewis & Clark OR, 6893.

WOMEN'S INDIVIDUAL TRACK & FIELD RESULTS (Continued)

Long Jump—1. Cornelia Jackson, Jackson St. MS, 5.96 (19'6 3/4") - 2nd best 5.88; 2. Thomasina Busch, Hampton Inst. VA, 5.96w (19'6 3/4") - 2nd best 5.84; 3. Lori Risenhoover, Adams St. CO, 5.96w (19'6 3/4") - 5.82; 4. Annette Harris, East Texas St., 5.90w (19'4 1/4"); 5. Cynthia Johnson, Wiley TX, 5.78w (18'11 1/2"); 6. Annette Reaves, Jackson St. MS, 5.76w (18'10 3/4").

High Jump—1. Sybil Reddick, Texas Southern, 1.79 (5'10 1/2"); 2. Cynthia Gilbert, Berry GA, 1.71 (5'7 1/4"); 3. Andronike Green, Jackson St. MS, 1.67 (5'5 3/4"); 4. Patty Gleason, Hastings NE, 1.67 (5'5 3/4"); 5. Susie Anderson, Kearney State NE, 1.67 (5'5 3/4"); 6. Roberta Harper, Texas Southern, 1.62 (5'3 3/4") - TIE - 6. Charmine Collins, Azusa Pacific CA, 1.62 (5'3 3/4").

Shot Put—1. Karen Waddell, Prairie View TX, 14.18 (46'6 1/4"); 2. Vandora Wilson, Fort Hays St. KS, 14.07 (46'2"); 3. Woodie Wilson, Prairie View TX, 13.68 (44'10 1/2"); 4. Lynette Antione, St. Augustine's NC, 13.50 (44'3 1/2"); 5. Tena Forrester, Saginaw Valley St. MI, 13.11 (43' 1/4"); 6. Cindy Young, Adams St. CO, 12.81 (42'4 1/4").

Discus—1. Pam Schmott, Midland Lutheran NE, 43.94 (144'2"); 2. Lynette Antione, St. Augustine's NC,

43.90 (144'0"); 3. Vandora Wilson, Fort Hays St. KS, 43.04 (141'2"); 4. Woodie Wilson, Prairie View A&M TX, 42.86 (140'7"); 5. Cindy Young, Adams St. CO, 41.64 (136'7"); 6. C. Zackary, East Texas St., 40.66 (133'5").

Javelin—1. Michael McCandless, Simon Fraser CAN, 44.88 (147'3"); 2. Casey Jacomazzi, Azusa Pacific CA, 43.46 (142'7"); 3. Judy Becker, Emporia-St. KS, 42.16 (138'4"); 4. Janette Poitier, St. Augustine's NC, 39.74 (130'4"); 5. Gina Youngblood, Fort Hays St. KS, 38.64 (126'9").

5000-Meter Run—1. Wendy Burman, Wisconsin-Parkside, 17:03.77; 2. Angie Pikschus, School of the Ozarks MO, 17:28.20; 3. Mary Jagua, Adams St. CO, 17:50.00; 4. Linda Roger, Fort Hays St. KS, 18:08.67; 5. Rosemary Hessman, Pittsburg St. KS, 18:10.66; 6. Marcy Nesbitt, Hillsdale MI, 18:13.20.

Marathon—1. Wendy Burman, Wisconsin-Parkside, 2:59:44.10; 2. Liz Garman, Azusa Pacific CA, 3:17:03.42; 3. Liz Kyger, School of the Ozarks MO, 3:26:11.45; 4. K. C. Curran, Marymount KS, 3:39:21.00; 5. Jackie Zerr, Marymount KS, 3:29:21.00; 6. Gail Cox, School of the Ozarks MO, 3:47:27.86.

30TH ANNUAL 1981 MEN'S DIVISION

TEAM SCORING

1. Mississippi Valley St.	62	22. Lewis & Clark OR	9	St. Augustine's NC	6
2. Texas Southern	59	Eastern Oregon	9	43. Augsburg MN	5
3. Abilene Christian TX	54	24. Ferris State MI	8	44. Cumberland KY	4
4. Malone OH	32	Hendrix AR	8	California Lutheran	4
Jackson State MS	32	Western Washington	8	Black Hills State SD	4
6. Azusa Pacific CA	29	St. Thomas MN	8	Sam Houston State TX	4
Pembroke State NC	29	Oklahoma Christian	8	Hastings NE	4
Saginaw Valley State MI	29	Central State OK	8	Southern Arkansas	4
9. Adams State CO	24	Hamline MN	8	50. Pacific Lutheran WA	2
10. Fort Hays State KS	19	Macalester MN	8	Spring Arbor MI	2
11. Hillsdale MI	18 1/2	32. Western State CO	7	Dordt IA	2
Southern-Baton Rouge LA	18 1/2	33. Bethany KS	6	Taylor IN	2
13. Texas A&I	18	Minot State ND	6	Southwestern KS	2
14. Southern Utah State	16	Wisconsin-LaCrosse	6	Southwest Texas State	2
15. Wayland Baptist TX	15	Valley City State ND	6	56. Prairie View TX	1
16. Angelo State TX	12	Arkansas-Monticello	6	Chadron State NE	1
17. Arkansas Tech	10	Southern Colorado	6	Aquinas MI	1
Wisconsin-Parkside	10	Wisconsin-Stevens Point	6	Wayne State NE	1
Whitworth WA	10	LeTourneau TX	6	Moorhead State MN	1
Concordia NE	10	Point Loma CA	6	Simon Fraser CAN	1
Biola CA	10				

INDIVIDUAL RESULTS

100-Meter Dash

1. Larry White, Mississippi Valley State, 10.63
2. Darrell Green, Texas A&I, 10.63
3. Charles Pickens, Mississippi Valley State, 10.77
4. Michael Lawson, St. Augustine's NC, 10.80
5. Morris Jackson, Jackson State MS, 10.83
6. Albert Lawrence, Abilene Christian TX, 10.84

200-Meter Dash

1. Darrell Green, Texas A&I, 21.42
2. Larry White, Mississippi Valley State, 21.48
3. Charles Pickens, Mississippi Valley State, 21.50
4. Nathaniel Sloan, Mississippi Valley State, 21.59
5. Michael Lawson, St. Augustine's NC, 21.73
6. Ricky Moxey, Texas Southern, 21.75

400-Meter Dash

1. Eugene Sanders, Mississippi Valley State, 45.38
2. Mike Rowe, Jackson State MS, 45.39
3. Donald Winey, Southern U.-Baton Rouge LA, 46.20
4. Charles Phillips, Sam Houston State TX, 46.76
5. Robert Bullard, Texas Southern, 47.49
6. Evans Lalas, Saginaw Valley State MI, 47.57

800-Meter Run

1. Joel Ngetich, Wayland Baptist TX, 1:47.76
2. Brian Starks, Texas Southern, 1:49.36
3. Clifton Perry, Texas Southern, 1:49.78
4. Robert Wilson, Jackson State MS, 1:50.46
5. Larry Brown, Taylor IN, 1:50.71
6. Jeremy Krone, Angelo State TX, 1:50.77

1500-Meter Run

1. Michael Watson, Jackson State MS, 3:47.44
2. John Esquibel, Adams State CO, 3:47.47
3. Brad Erickstad, LeTourneau TX, 3:47.52
4. Tom White, Adams State CO, 3:48.92
5. Dave Stimpson, Saginaw Valley State MI, 3:49.40
6. Ricky Lozoya, Wayland Baptist TX, 3:49.88

5000-Meter Run

1. Dave Finnestad, Malone OH, 14:33.80
2. Gordon Sanders, Hillsdale MI, 14:34.75
3. Keenan Hart, Southern Utah State, 14:35.30
4. Paul Mausling, Macalester MN, 14:36.37
5. Steve Delalo, Southwestern KS, 14:36.91
6. Donald Stearns, Eastern Oregon State, 14:37.64

10,000-Meter Run

1. Gordon Sanders, Hillsdale MI, 29:50.07
2. Donald Stearns, Eastern Oregon, 29:50.67
3. Arnie Falk, Valley City State ND, 29:57.76
4. Paul Mausling, Macalester MN, 29:59.67
5. Joe Yurkovich, Malone OH, 29:59.87
6. Keenan Hart, Southern Utah State, 30:01.39

110-Meter High Hurdles

1. Steve Parker, Abilene Christian TX, 13.95
2. Carl Powell, Pembroke State NC, 14.47
3. Milan Doneley, Southern Colorado, 14.47
4. Robert Kennedy, Texas Southern, 14.49
5. Robert Johnson, Wayland Baptist TX, 14.65
6. Ed Blackburn, Wayne State NE, 14.70

400-Meter Intermediate Hurdles

1. Ed Brown, Saginaw Valley State MI, 50.96
2. Delman Porter, Central State OK, 51.16
3. Darren Pearson, Southern U. LA, 51.23
4. Carl Powell, Pembroke State NC, 51.46
5. Earl Howard, Central Arkansas, 51.77
6. Thad Gamble, Prairie View TX, 52.21

Steeplechase

1. Gregg Einspahr, Concordia NE, 8:45.69
2. Pat Porter, Adams State CO, 8:55.66
3. Calvin McQueen, Saginaw Valley State MI, 8:56.06
4. Curt Fiedler, Black Hills State SD, 8:59.20
5. John Stadwick, Saginaw Valley State MI, 9:13.89
6. J. P. Worcester, Fort Hays State KS, 9:14.55

10,000-Meter Walk

1. Ray Sharp, Wisconsin-Parkside, 43:31.23
2. Torry Linebloom, Western Washington, 46:50.88
3. Jeff Ellis, Wisconsin-Stevens Point, 47:05.21
4. Sam Shick, Lewis and Clark OR, 47:17.09
5. Mel McGinnis, Spring Arbor MI, 48:05.25
6. Fabian Knizacky, Aquinas MI, NT

Marathon

1. Karl Neidermeier, Fort Hays State KS, 2:29:52.22
2. Joe Broze, College of St. Thomas MN, 2:30:27.81
3. Jeff Rawlins, Malone OH, 2:30:32.92
4. Jon Black, California Lutheran, 2:31:49.60
5. Greg Kuiper, Dordt IA, 2:32:40.20
6. Randy Jarzynka, Chadron State NE, 2:36:18.97

400-Meter Relay

1. Texas Southern (Michael Nettles, Sertero Burnett, Franklin Williams, Rickey Moxey), 40.10
2. Mississippi Valley State (Frederick Johnson, Larry White, Nathaniel Sloan, Charles Pickens), 40.20
3. Abilene Christian TX (Steve Parker, Albert Lawrence Tommy Thompson, Kriss Brooks), 40.62
4. Jackson State MS, 40.88
5. Angelo State TX, 40.90
6. Pembroke State NC, 41.54

INDIVIDUAL RESULTS (Cont'd)

4 X 400 Relay

1. Mississippi Valley State (Nathaniel Sloan, Eugene Sanders, Randy Dixon, Larry White), 3:05.40
2. Texas Southern (Clifton Perry, Kenneth Williams, John Wallace, Robert Bullard), 3:07.67
3. Southern U. LA (Darren Pearson, Ray Hollier, Donald Winey, Rollen Chambers), 3:07.97
4. Jackson State MS, 3:09.63
5. Southwest Texas, 3:09.84
6. Abilene Christian TX, 3:11.42

Discus

1. Martin Guerrero, Abilene Christian TX, 59.84(196'4")
2. Paul Kendrick, Hamline MN, 56.40 (185')
3. Roger Axelsson, Point Loma CA, 56.38 (185')
4. Bob Urey, Malone OH, 55.40 (181'9")
5. David Simmons, Abilene Christian TX, 53.04(174')
6. Doug Barnett, Azusa Pacific CA, 52.26 (171'5")

Long Jump

1. Britt Courville, Texas Southern, 7.88 (25'10½")
2. Julius Meekins, Pembroke State NC, 7.66 (25'-1½")
3. Bill Patza, Wisconsin-LaCrosse, 7.54 (24'9")
4. James Palmer, Texas Southern, 7.54 (24'9")
5. Ray Smith, Wayland Baptist TX 7.46 (24'5 3/4")
6. Adrian Sampson, Southern Utah, 7.46 (24'5 3/4")

High Jump

1. Joe Wise, Arkansas Tech, 2.15 (7'- 3/4")
2. Herman Hammons, Hendrix AR, 2.15 (7' 3/4")
3. Jerry Hollingshead, Western St. CO 2.10(6'10 3/4")
3. Dave Trost, Augsburg MN, 2.10 (6'10 3/4")
5. George Milton, Southern Arkansas, 2.10 (6' 10 3/4")
6. Dan Gifford, Hillsdale MI, 2.10 (6'10 3/4")
6. Everett Champion, Southern U. BR LA, 2.10(6'10 3/4")

Shot Put

1. Bob Urey, Malone OH, 18.32 (60'1½")
2. Doug Barnett, Azusa Pacific CA, 17.54 (57'6½")
3. Martin Guerrero, Abilene Christian TX, 17.48 (56'4½")
4. Ricky Steely, Cumberland KY, 17.18 (56'4½")
5. Jim Jacoby, Western State CO, 16.98 (55'8½")
6. David Simmons, Abilene Christian TX, 16.92 (55'6½")

Hammer

1. Doug Barnett, Azusa Pacific CA, 62.60 (205'4")
2. Doug Gillard, Ferris State MI, 58.80 (192'11")
3. Ben Laser, Saginaw Valley State MI, 53.20 (174'6")
4. Jeff Clark, Bethany KS, 52.96 (173'9")
5. Tom O'Rourke, Bethany KS, 52.26 (171'5")
6. John Grywinski, Simon Fraser CAN, 51.98 (170'6")

Javelin

1. Mark Barnett, Azusa Pacific CA, 77.92 (255'8")
2. Robert Shirts, Southern Utah, 71.60 (234'11")
3. Ed Boos, Minot State ND, 70.30 (230'8")
4. Todd Lovell, Lewis & Clark OR, 68.98 (226'4")
5. Gary Sechrist, Fort Hays State KS, 68.72 (225'5")
6. Mark Walders, Moorhead State MN, 68.14 (223'7")

Pole Vault

1. Brad Pursley, Abilene Christian TX, 5.26 (17'3")
2. Kurt Siebold, Oklahoma Christian, 5.26 (17'3")
3. Tim Bright, Abilene Christian TX, 5.20 (17' 3/4")
4. Kim Stewart, Fort Hays State KS, 5.08 (16'8")
5. Brad Nachtigal, Fort Hays State KS, 4.98 (16'4")
6. Bob Williams, Abilene Christian TX , 4.98 (16'4")

Triple Jump

1. Cary Tyler, Biola CA, 16.66 (54'8")
2. Charles Swindell, Pembroke State NC, 16.16 (53'½")
3. Britt Courville, Texas Southern, 16.00 (52'6")
4. Jeff Edwards, Hastings NE, 15.75 (51'8")
5. Ed Brown, Saginaw Valley State MI, 15.58 (51'1½")
6. Gideon Cheruiyot, Angelo State TX, 15.49(50'9 3/4")

Decathlon

1. Doug Larson, Whitworth WA, 7516
2. Neville Laverett, Angelo State TX, 7468
3. Greg Culp, Arkansas-Monticello, 7066
4. Alan Stahlecker, Adams State CO, 6946
5. Phil Schot, Pacific Lutheran WA, 6903
6. Dave Pullin, Lewis & Clark OR, 6893

NOTE: The top 6 individuals in each event and the top 3 in each relay were named NAIA All-Americans.

TEAM CHAMPIONSHIP RESULTS

<u>YEAR</u>	<u>SITE</u>	<u>CHAMPION</u>	<u>POINTS</u>	<u>RUNNER-UP</u>	<u>POINTS</u>
1952	Abilene, TX	Abilene Christian TX	74	San Diego State CA	45
1953	Abilene, TX	South Dakota State	48	Abilene Christian TX	42
1954	Abilene, TX	Abilene Christian TX	39	Texas Southern	33 3/4
1955	Abilene, TX	Abilene Christian TX	68	Emporia State KS	44
1956	San Diego, CA	Occidental CA	89 1/2	Abilene Christian TX	56
1957	San Diego, CA	Occidental CA	148 1/2	Abilene Christian TX	34
1958	San Diego, CA	Occidental CA	93	Winston-Salem State NC	62
1959	Sioux Falls, SD	Winston-Salem State NC	56	East Texas State	55
1960	Sioux Falls, SD	Winston-Salem State NC	58	East Texas State	45
1961	Sioux Falls, SD	Texas Southern	49	Tennessee State	47
1962	Sioux Falls, SD	Texas Southern	72 1/2	Emporia State KS	46
1963	Sioux Falls, SD	Maryland State	82	Nebraska-Omaha	33
1964	Sioux Falls, SD	Emporia State KS	60	North Carolina College	50
1965	Sioux Falls, SD	Southern-Baton Rouge LA	77	North Carolina College	40
1966	Sioux Falls, SD	Southern-Baton Rouge LA	92	Texas Southern	69
1967	Sioux Falls, SD	Southern-Baton Rouge LA	77	Texas Southern	63
1968	Billings, MT	Prairie View TX	47	Arkansas AM&N	45
1969	Billings, MT	Prairie View TX	69 1/2	Southern-Baton Rouge LA	68
1970	Billings, MT	Eastern Michigan	75	Texas Southern	50
1971	Billings, MT	Eastern Michigan	65	North Carolina Central	43
1972	Billings, MT	North Carolina Central	68	Dallas Baptist TX	51
1973	Arkadelphia, AR	Texas Southern	81	Eastern New Mexico	55
1974	Arkadelphia, AR	Eastern New Mexico	67	Southern California	58
1975	Arkadelphia, AR	Southeastern Louisiana	68	Eastern New Mexico	63
1976	Arkadelphia, AR	Eastern New Mexico	56	Northwestern Louisiana	52
1977	Arkadelphia, AR	Jackson State MS	56	Adams State CO	31
1978	Abilene, TX	Texas Southern	67	Adams State CO	42
1979	Abilene, TX	Texas Southern	87	Abilene Christian TX	53
1980	Abilene, TX	Mississippi Valley	66	Abilene Christian TX	61
1981	Houston, TX	Mississippi Valley	62	Texas Southern	59

JACKSON STATE CAPTURES FIRST WOMEN'S INDOOR CHAMPIONSHIP



Radious Jacobs of Jackson State (left) receives the NAIA Women's Division—Outstanding Performer Award from Bob Johns of the Kansas City Sports Commission.

Team Scores

1. Jackson State MS.....	149	11. Saginaw Valley MI.....	9
2. Adams State CO.....	53	12. Fort Hays State KS.....	6
3. Wisconsin-Parkside.....	29	Pittsburg State KS.....	6
4. Emporia State KS.....	28	14. Chadron State NE.....	4
5. Mississippi Valley.....	25	Concordia NE.....	4
6. Kearney State NE.....	18	Doane NE.....	4
Midland Lutheran NE.....	18	Eastern New Mexico.....	4
8. Hampton Institute VA.....	14	Marymount KS.....	4
9. Prairie View TX.....	10	Missouri-Kansas City.....	4
Texas Southern.....	10	20. Hillsdale MI.....	2
		Park MO.....	2



Jackson State MS.... 1981 Women's Indoor Track Champions

INDIVIDUAL RESULTS—FIRST NAIA WOMEN'S INDOOR TRACK MEET

60-YARD DASH: 1. Esther Hope, Jackson State MS, 6.99 (National Record - New Event); 2. Carol Williams, Mississippi Valley, 7.06; 3. Pamela Cook, Jackson State MS, 7.18; 4. Cornelia Jackson, Jackson State MS, 7.24; 5. Lori Risenhoover, Adams State CO; 7.30; 6. Harvella Newsome, Mississippi Valley, 7.35.

60-YARD HURDLES: 1. Linda Weekly, Texas Southern, 7.79 (NATIONAL RECORD. Former record 7.85 by Linda Weekly, Texas Southern, in Semifinals); 2. Monica Williams, Saginaw Valley State MI, 8.08; 3. Thomasina Busch, Hampton Institute VA, 8.23; 4. Kathy Gebhards, Missouri-Kansas City, 8.35; 5. Colleen Donnelly, Adams State CO, 8.48; 6. Cassandra Van Horn, Jackson State MS, 8.79.

440-YARD DASH: 1. Yvonne Joseph, Jackson State MS, 53.96; 2. Brenda Owens, Jackson State MS, 58.18; 3. Vogel Newsome, Mississippi Valley, 58.19; 4. Yvette Joseph, Jackson State MS, 59.62; 5. Julie Faris, Kearney State NE, 60.10; 6. Denise Day, Midland Lutheran NE, 60.10. (National Record of 57.78 set by Brenda Owens, Jackson State, MS in Semis).

600-YARD RUN: 1. Radious Jacobs, Jackson State MS, 1:27.99 (National Record of 1:25.05 set by Radious Jacobs in Semis); 2. Andronike Green, Jackson State MS, 1:28.85; 3. Mary Sedall, Adams State CO, 1:29.18; 4. Dona Driscoll, Wisconsin-Parkside, 1:32.48; 5. Edie Hessman, Midland Lutheran NE, 1:32.48; 6. Amanda Abshire,

Adams State CO, 1:33.79.

880-YARD RUN: 1. Donna Bean, Jackson State MS, 2:16.38 (NATIONAL RECORD. New Event); 2. Radious Jacobs, Jackson State MS, 2:16.47; 3. Gina Smith, Jackson State MS, 2:20.86; 4. Mary Drey, Midland Lutheran NE, 2:22.48; 5. Shari Meyer, Kearney State NE, 2:24.77; 6. Jackie Hall, Park MO, 2:24.78.

1,000-YARD RUN: 1. Donna Bean, Jackson State MS, 2:40.36 (NATIONAL RECORD. New Event); 2. Gina Smith, Jackson State MS, 2:44.66; 3. Cynthia Edgerton, Emporia State KS, 2:46.79; 4. Vicki Lillis, Midland Lutheran NE, 2:47.23; 5. Lynn Mack, Doane NE, 2:48.89; 6. Tracy Luh, Park MO, 2:50.99.

MILE RUN: 1. Kellie Benzow, Wisconsin-Parkside, 5:11.63 (NATIONAL RECORD. New Event); 2. Lesha Wood, Emporia State KS, 5:12.40; 3. Gayla Rothers, Pittsburg State KS, 5:15.10; 4. Denise Falzone, Adams State CO, 5:18.04; 5. K.C. Curran, Marymount KS, 5:22.99; 6. Julie Jacob, Midland Lutheran NE, 5:23.92.

TWO-MILE RUN: 1. Wendy Burman, Wisconsin-Parkside, 10:47.16 (AUDITORIUM RECORD. FIRST TIME FOR EVENT); 2. Mary Jaqua, Adams State CO, 11:05.32; 3. Lesha Wood, Emporia State KS, 11:25.59; 4. Sharon Holthus, Concordia NE, 11:28.34; 5. K.C. Curran, Marymount KS, 11:29.44; 6. Marcy Nesbitt, Hillsdale MI, 11:29.62.

(Continued on next page)

MEN'S INDOOR TRACK AND FIELD TEAM SCORES

1. Texas Southern	80	Wisconsin-Stout	6	Wisconsin-LaCrosse	2
2. Jackson State MS	51	32. Hampton Institute VA	4	Wisconsin-Oshkosh	2
3. Mississippi Valley State	42	Southwestern KS	4	St. Cloud State MN	2
4. Abilene Christian TX	36	Mid-America Nazarene KS	4	41. Central State OK	1
5. Saginaw Valley State MI	34	35. Fort Hays State KS	3	Southeastern Louisiana	1
6. Adams State CO	26	36. Doane NE	2	Ouachita Baptist AR	1
7. Angelo State TX	25	Kearney State NE	2	Moorhead State MN	1
8. Hillsdale MI	21				
9. Malone OH	20				
10. Oklahoma Christian	18				
Pittsburg State KS	18				
12. Northwood Institute MI	17				
13. Wayland Baptist TX	15				
14. Prairie View A&M TX	14				
Wisconsin-Parkside	14				
16. Harding AR	11				
Azusa Pacific CA	11				
18. Biola CA	10				
Ottawa KS	10				
Wisconsin-Stevens Point	10				
Concordia NE	10				
22. Lewis & Clark OR	8				
Macalester MN	8				
LeTourneau TX	8				
25. Southern Arkansas	7				
26. Ferris State MI	6				
Siena Heights MI	6				
Hamline MN	6				
Aquinas MI	6				
Dordt IA	6				



Texas Southern University... 1981 Men's Indoor Track Champions



Kevin Jones (left) of Northwood MI receives the NAIA Men's Indoor Track Outstanding Performer Award from Bill Freeman, President of the Harry Gill Company.

WOMEN'S TRACK & FIELD RESULTS (Con't.)

MILE RELAY: 1. Mississippi Valley State (Harvella Newsome, Vogel Newsome, Vanessa Cole, Carol Williams) 3:55.81 (NAIA RECORD. New Event); 2. Jackson State MS, 3:56.62; 3. Adams State CO, 4:01.96; 4. Kearney State NE, 4:08.36; 5. Doane NE, 4:11.26; 6. Hillsdale MI, 4:22.94.

TWO-MILE RELAY: 1. Jackson State MS (Donna Bean, Gina Smith, Brenda Owens, Radius Jacobs), 9:30.49 (NAIA RECORD. New Event); 2. Emporia State KS, 9:43.69; 3. Midland Lutheran NE, 9:44.08; 4. Wisconsin-Parkside, 9:49.47; 5. Fort Hays State KS, 9:57.72; 6. Saginaw Valley State MI, 10:14.72

HIGH JUMP: 1. Vivian Garner, Jackson State MS, 5-7 (NAIA RECORD. First time for event); 2. TIE. Andronike Greene, Jackson State MS, 5-6; Colleen Donnelly, Adams State CO, 5-6; 4. TIE. Leisha Joiner, Eastern New Mexico, 5-4; Martie Curtis, Hampton Institute VA, 5-4; 6. Lynn Bradshaw, Fort Hays State KS, 5-2.

SHOT PUT: 1. Karen Waddell, Prairie View A&M TX, 46-8½ (NAIA RECORD. First time for event); 2. Cindy Young, Adams State CO, 40-4; 3. Paula Evans, Kearney State NE, 40-3½; 4. Laurie Wickard, Chadron State NE, 39-9; 5. Carolyn Peterson, Fort Hays State KS, 38-3½; 6. Teresa Johnson, Fort Hays State KS, 37-7.

LONG JUMP: 1. Lori Risenhoover, Adams State CO, 18-7 (NAIA RECORD. First time for event); 2. Cornelia Jackson, Jackson State MS, 18-4½; 3. Thomasina Busch, Hampton Institute VA, 17-10¼; 4. TIE. Julie Faris, Kearney State NE, 17-10; Annette Reaves, Jackson State MS, 17-10; 6. Jo Anne Carey, Wisconsin-Parkside, 17-8¼.

INDIVIDUAL RESULTS— NAIA MEN'S INDOOR TRACK & FIELD CHAMPIONSHIPS

60-YARD DASH: 1. Larry White, Mississippi Valley, 6.22; 2. Frederick Johnson, Mississippi Valley, 6.27; 3. Steve Parker, Abilene Christian TX, 6.30; 4. Michael Hill, Southern Arkansas, 6.31; 5. Morris Jackson, Jackson State MS, 6.32; 6. Makarios Djan, Southeastern Louisiana, 6.38.

60-YARD HIGH HURDLES: 1. Dwayne Allen, Harding AR, 7.46; 2. Robert Kennedy, Texas Southern, 7.49; 3. Tom Jakubowski, Siena Heights MI, 7.54; 4. Robert Johnson, Wayland Baptist TX, 7.56; 5. David Dixon, Hampton Institute VA, 7.60; 6. Paul Bowe, Jackson State MS, 7.70.

440-YARD DASH: 1. Kevin Jones, Northwood Institute MI, 47.75 (NAIA RECORD - FORMER RECORD 48.39 set by Tyrone Cross, Texas Southern in Semis, 1981); 2. Tyrone Cross, Texas Southern, 47.99; 3. Evans Lalas, Saginaw Valley State MI, 49.26; 4. Mark Rowe, Jackson State MS, 49.30; 5. Raymond Spears, Adams State CO, 49.78; 6. Kenneth Williams, Texas Southern, 51.10.

600-YARD RUN: 1. Eugene Sanders, Mississippi Valley State, 1:09.63 (NAIA RECORD - FORMER RECORD 1:09.97, Gerald Masterson, Ouachita Baptist AR, 1977); 2. John Wallace, Texas Southern, 1:10.57; 3. Randolph Dixon, Mississippi Valley State, 1:13.57; 4. Keith Lundy, Prairie View A&M TX, 1:13.58; 5. Colin O'Brien, Jackson State MS, 1:13.81; 6. Willis Alexander, Jackson State MS, 1:18.53.

880-YARD RUN: 1. Joel Ngetich, Wayland Baptist TX, 1:53.04; 2. Clifton Perry, Texas Southern, 1:53.10; 3. Michael Watson, Jackson State MS, 1:55.12; 4. Roddy Gaynor, Pittsburg State KS, 1:55.26; 5. Tyler Martin, Kearney State NE, 1:56.89; 6. Brian Starks, Texas Southern, 1:57.07.

1000-YARD RUN: 1. Clifton Perry, Texas Southern, 2:13.53; 2. Bill Ashley, Angelo State TX, 2:14.40; 3. Roddy Gaynor, Pittsburg State KS, 2:15.06; 4. Michael Watson, Jackson State MS, 2:15.10; 5. Steve Merline, Wisconsin-Oshkosh, 2:15.98; 6. Henry Harrell, Ouachita Baptist AR, 2:17.43.

MILE RUN: 1. John Esquibel, Adams State CO, 4:08.15 (NAIA RECORD - FORMER RECORD 4:11.39, Mike Boit, Eastern New Mexico, 1976); 2. Robert Marquardt, Pittsburg State KS, 4:14.87; 3. Scott Gaines, Saginaw Valley MI, 4:14.99; 4. Jeff Watcher, Wisconsin-Stout, 4:15.89; 5. Tom White, Adams State CO, 4:18.50; 6. Lonnie Gee, Fort Hays State KS, 4:19.34.

TWO-MILE RUN: 1. Kregg Einspahr, Concordia NE, 8:50.88 (NAIA RECORD - FORMER RECORD 8:51.98, John Kebiro, Eastern New Mexico, 1977); 2. Brad Erickstad, LeTourneau TX, 8:59.83; 3. Gordon Sanders, Hillsdale MI, 9:00.52; 4. Pat Porter, Adams State CO, 9:04.72; 5. Joel Marchand, Malone OH, 9:10.75; 6. Carter Lambert, Harding AR, 9:11.61.

TWO-MILE WALK: 1. Ray Sharp, Wisconsin-Parkside, 12:56.89 (NAIA RECORD - FORMER RECORD 13:46.09, set by Ray Sharp in Thursday night preliminaries); 2. Sam Shick, Lewis & Clark OR, NT; 3. Fabian Knizacky, Aquinas MI, NT; 4. Steve Ball, Wisconsin-

Parkside, NT; 5. Ken Gissing, Wisconsin-Stout, NT; 6. Charles Christ, Hillsdale MI, NT.

THREE-MILE RUN: 1. Joel Marchand, Malone OH, 13:59.86 (NAIA RECORD - FORMER RECORD 14:03.33, Tim Terrill, Adams State CO, 1980); 2. Paul Mausling, Macalester MN, 14:11.52; 3. Jerrold Wynia, Dordt IA, 14:12.38; 4. Kirk Keller, Mid-America Nazarene KS, 14:16.32; 5. Peter Graham, Adams State CO, 14:19.11; 6. Jay Heldt, Wisconsin-LaCrosse, 14:19.36.

MILE RELAY: 1. Texas Southern (Clifton Perry, Kenneth Williams, John Wallace, Tyrone Cross), 3:17.21; 2. Mississippi Valley State, 3:17.39; 3. Northwood Institute MI, 3:18.98; 4. Jackson State MS, 3:20.58; 5. Hampton Institute VA, 3:23.87; 6. Wayland Baptist TX, 3:25.56.

TWO-MILE RELAY: 1. Jackson State MS (Robert Wilson, Anthony Appoy, Napoleon Hooks, Michael Watson), 8:05.3; 2. Saginaw Valley State MI, 8:08.38; 3. Wisconsin-Stevens Point, 8:11.72; 4. Oklahoma Christian, 8:11.93; 5. Abilene Christian TX, 8:15.73; 6. Angelo State TX, 8:17.79. (Note: All teams ran an extra lap)

DISTANCE MEDLEY RELAY: 1. Oklahoma Christian (Greg Norman, Blake Smith, Tony Yates, Jerry Bellmyer), 10:11.23; 2. Saginaw Valley State MI, 10:13.84; 3. Jackson State MS, 10:15.82; 4. Southwestern KS, 10:16.61; 5. Doane NE, 10:17.55; 6. Central State OK, 10:21.65.

TRIPLE JUMP: 1. Cary Tyler, Biola CA, 52-2½; 2. Britt Courville, Texas Southern, 50-9½; 3. Ed Brown, Saginaw Valley State MI, 50-1¼; 4. Larry Perkins, Jackson State MS, 48-11½; 5. Arnold Adkins, Angelo State TX, 48-10¼; 6. Al Marshall, Jackson State MS, 48-3¼.

HIGH JUMP: 1. Albert Peacock, Ottawa KS, 7-0; 2. TIE. Art Fenty, Prairie View A&M TX, 6-11; Daniel Gifford, Hillsdale MI, 6-11; 4. TIE. Dennis Green, Angelo State TX, 6-9; George Milton, Southern Arkansas, 6-9; Mark Norman, Northwood Institute MI, 6-9.

SHOT PUT: 1. Harold Ledet, Angelo State TX, 60-11¾; 2. Bob Urey, Malone OH, 60-11½; 3. Mike Manders, Hamline MN, 59-9¼; 4. Martin Guerrero, Abilene Christian TX, 58-7; 5. Layne Kelley, St. Cloud State MN, 57-6½; 6. Doug Barnett, Azusa Pacific CA.

POLE VAULT: 1. Brad Pursley, Abilene Christian TX, 17-0½; 2. Tim Bright, Abilene Christian TX, 16-6¾; 3. Bobby Williams, Abilene Christian TX, 16-6¾; 4. Kurt Siebold, Oklahoma Christian, 16-3; 5. Kim Stewart, Fort Hays State KS, 16-0; 6. Dave Robley, Moorhead State MN, 16-0.

LONG JUMP: 1. Britt Courville, Texas Southern, 24-4¾. 2. James Palmer, Texas Southern, 24-1; 3. Harvey Gales, Jackson State MS, 23-9; 4. Andy Shumway, Wisconsin-Stevens Point 23-8½; 5. Thaddeus Gamble, Prairie View TX, 23-8; 6. Bill Patza, Wisconsin-LaCrosse, 23-3¾.

35 LB. WEIGHT THROW: 1. Doug Barnett, Azusa Pacific CA, 59-1¼ (NAIA RECORD. First time for event); 2. Mark Mossey, Hillsdale MI, 53-9½; 3. Chris Lausten, Adams State CO, 53-7; 4. Dan Newmarch, Ferris State MI, 52-11¾; 5. Douglas Gillard, Ferris State MI, 52-6¾; 6. Harold Ledet, Angelo State TX, 51-8.

CASES AND COMMENTS

Case—Equating semester hours to quarter hours—

Our institution is on the quarter term. A student transferred to our school after attending one semester at a junior college. This is his only attendance at an institution of higher learning and so there is no residency requirement. The student completed eight semester hours of credit at the junior college. Since we are on the quarter system, our registrar recognized the eight semester hours as the equivalent of 12 quarter hours and recorded this on our institution's transcript for the student. In that our school recognizes the 12 credit hours of work, have we satisfied the NAIA regulation which states that a second-term freshman must have passed 12 credit hours his first term?

COMMENT—NO—The above student would be ineligible under NAIA regulations. The regulation you refer to is Article V, Section C, item d in the by-laws. The student in question *did not* pass 12 credit hours during his first term of attendance. Credit hours earned at an institution are taken at face value at the institution where the credits were earned. You cannot equate semester, quarter, or trimester hours to your institution's standard for athletic eligibility. The above student would be credited with eight hours passed and would be required to complete 16 credit hours during his next term to satisfy the 24 credit hour rule.

CASE—21 DAY RULE—An incoming freshman has enrolled at our school after first attending another institution for less than a week last fall and then withdrawing. The student is considered as an incoming freshman academically by our institution. In that the student withdrew within 21 calendar days from his first institution, is he eligible immediately upon enrolling in 12 or more hours at our institution this spring?

COMMENT—NO—The above student would be considered a second term freshman for athletic purposes. The student would be charged with one term and zero hours credit for his brief attendance at the first institution (Article V, Section B, 5, NAIA Handbook, Sixth Edition).

- I. As a routine procedure, **ALL ATHLETES** that are injured and have competed in no more than two football contests or three contests in other sports during a season (and can no longer compete during the season because of the injury) should be processed by the institution as hardship requests. Make this a normal routine procedure, even if the athlete drops out of school, as the athlete may later decide to return.
- II. At the start of each season, take the time to read the NAIA ELIGIBILITY REGULATIONS-ATTENTION ATHLETES poster at the first practice session to all potential

team members. Prevent problems before they arise.

- III. When in doubt—CALL. Your district eligibility chairman or the national office is just a phone call away.

NEWS-O-GRAM

ATHLETIC DIRECTORS

Lonnie Nichols replaces Lester Jensen at Cameron OK. Jensen will remain as baseball coach... Tom Dowling named at Liberty Baptist VA, replacing Terry Don Phillips, who resigned to become assistant AD at Missouri... Pete Velasco named first full-time AD at Hawaii Pacific... Elmer Roth named at Ottawa KS... Brent Bledsoe promoted to assistant AD at Liberty Baptist VA...

BASKETBALL

Larry Lindsey has relinquished his duties as women's coach at Northwood Institute MI... Nancy Norman named head women's coach at Missouri-Kansas City... Steve Fritz, interim men's head coach at the College of St. Thomas MN during the 1980-81 season, has been permanently named to that position... Jim Wink resigned at Ferris State MI, replaced by Tom Ludwig, who had acted as Ferris's interim head coach during the past two seasons... Karl Merritt resigned at Manchester IN... Phil Williamson resigned at LaGrange GA, replaced by Hugh Corless. Williamson remains athletic director... Jeff Meyer appointed head men's coach at Liberty Baptist VA... George Jones resigned at Arkansas Tech, replaced by Danny Ebbs...

FOOTBALL

Vic Wallace, assistant coach at Texas Tech, has been selected head coach at William Jewell MO... William O'Connor named head coach at Pacific OR... Jim Breckenridge named an assistant at Abilene Christian TX... Terry Szucs named an assistant at Washburn KS...

TENNIS

Barb Boutwell named women's tennis coach at Bluffton OH...

VOLLEYBALL

Bobbi Cipriano resigned as women's volleyball and swimming coach at Emporia State KS...

WRESTLING

Doug Dufty has resigned as head coach Minnesota-Morris...

DISTRICT DOINGS

Tim Hills, Director of Athletics and head basketball coach at Western Baptist College OR, has been elected chairman of NAIA District 2 (Oregon-Southern Idaho-Hawaii)... Ed Chisus, a member of the NAIA Baseball Hall of Fame and a former member of the NAIA Baseball Coaches' Association executive board, is retiring at the end of this season at Eastern Washington University after 26 years... Lou Margot of East Texas State (District 4) has replaced Mike Davis as publicity director of the Lone Star Conference... Jack Dobbins, Director of Athletics at Northeastern State University OK (District 9) has been named interim chairman of District 9 replacing O. T. Delaporte who died April 1... Harding University AR (District 17) officially dedicated its new baseball field (Jerry Moore Field) in early April. The new facility memorializes Jerry Moore, a former

Harding athlete who was killed in 1978... Dr. John Strahl, who served as NAIA President in 1977-78 and taught and coached at Greenville College IL (District 20) for 30 years, coaching all seven sports at one time or another, is the subject of a master's degree thesis by John Holak, Sports Information Director at Greenville. The publication, Dr. John Milton Strahl: His Life and Professional Contributions to Physical Education and Athletics at Greenville College was submitted in partial fulfillment of Holak's degree requirements at Eastern Illinois University in 1980. Bob Starcher, head baseball coach at Malone College OH (District 22) and president of the NAIA Baseball Coaches' Association, has been named to the coaching staff of the United States Baseball Federation for the USA-Korea series to be held this summer in Tokyo and Seoul.

INDOOR TRACK AND FIELD



Texas Southern University ended a six-year reign by Jackson State MS in capturing the 16th annual NAIA National Men's Indoor Track and Field Championships, February 19-21, at Kansas City's Municipal Auditorium.

Finishing with a total of 80 points, TSU easily outdistanced Jackson State in the team standings. Mississippi Valley State was third in the meet. Northwood College's Kevin Jones, who set an NAIA record in the 440-yard dash, was named the outstanding performer in the men's division.



Jackson State University's success in indoor track and field carried over to its women's team in winning the first NAIA National Women's Indoor Track and Field Championships, February 19-21 in Kansas City's Municipal Auditorium.

The Tigers easily won the team title with a 149-53 scoring edge over Adams State CO. They captured seven of the 13 events held in the meet. Radious Jacobs, middle-distance runner for Jackson State, was named the outstanding performer of the women's division.

16TH ANNUAL - 1981 MEN'S DIVISION

TEAM SCORING

1. Texas Southern	80	16. Harding AR	11	Wisconsin-Stout	6
2. Jackson State MS	51	18. Azusa Pacific CA	11	32. Hampton Institute VA	4
3. Mississippi Valley State	42	18. Biola CA	10	Southwestern KS	4
4. Abilene Christian TX	36	Ottawa KS	10	Mid-America Nazarene KS	4
5. Saginaw Valley State MI	34	Wisconsin-Stevens Point	10	35. Fort Hays State KS	3
6. Adams State CO	26	Concordia NE	10	36. Doane NE	2
7. Angelo State TX	25	22. Lewis & Clark OR	8	Kearney State NE	2
8. Hillsdale MI	21	Macalester MN	8	Wisconsin-LaCrosse	2
9. Malone OH	20	LeTourneau TX	8	Wisconsin-Oshkosh	2
10. Oklahoma Christian	18	25. Southern Arkansas	7	St. Cloud State MN	2
Pittsburg State KS	18	26. Ferris State MI	6	41. Central State OK	1
12. Northwood Institute MI	17	Siena Heights MI	6	Southeastern Louisiana	1
13. Wayland Baptist TX	15	Hamline MN	6	Quachita Baptist AR	1
14. Prairie View A&M TX	14	Aquinas MI	6	Moorhead State MN	1
Wisconsin-Parkside	14	Dordt IA	6		

RESULTS

60-YARD DASH

1. Larry White, Mississippi Valley, 6.22
2. Frederick Johnson, Mississippi Valley, 6.27
3. Steve Parker, Abilene Christian TX, 6.30
4. Michael Hill, Southern Arkansas, 6.31
5. Morris Jackson, Jackson State MS, 6.32
6. Makarios Djan, Southeastern Louisiana, 6.38

60-YARD HIGH HURDLES

1. Dwayne Allen, Harding AR, 7.46
2. Robert Kennedy, Texas Southern, 7.49
3. Tom Jakubowski, Siena Heights MI, 7.54
4. Robert Johnson, Wayland Baptist TX, 7.56
5. David Dixon, Hampton Institute VA, 7.60
6. Paul Bowe, Jackson State MS, 7.70

440-YARD DASH

1. Kevin Jones, Northwood Institute MI, 47.75
2. Tyrone Cross, Texas Southern, 47.99
3. Evans Lalas, Saginaw Valley State MI, 49.26
4. Mark Rowe, Jackson State MS, 49.30
5. Raymond Spears, Adams State CO, 49.78
6. Kenneth Williams, Texas Southern, 51.10

600-YARD RUN

1. Eugene Sanders, Mississippi Valley St., 1:09.63
2. John Wallace, Texas Southern, 1:10.57
3. Randolph Dixon, Mississippi Valley St., 1:13.57
4. Keith Lundy, Prairie View A&M TX, 1:13.58
5. Colin O'Brien, Jackson State MS, 1:13.81
6. Willis Alexander, Jackson State MS, 1:18.53

880-YARD RUN

1. Joel Ngetich, Wayland Baptist TX, 1:53.04
2. Clifton Perry, Texas Southern, 1:53.10
3. Michael Watson, Jackson State MS, 1:55.12
4. Roddy Gaynor, Pittsburg State KS, 1:55.26
5. Tyler Martin, Kearney State NE, 1:56.89
6. Brian Starks, Texas Southern, 1:57.07

1,000-YARD RUN

1. Clifton Perry, Texas Southern, 2:13.53
2. Bill Ashley, Angelo State TX, 2:14.40
3. Roddy Gaynor, Pittsburg State KS, 2:15.06
4. Michael Watson, Jackson State MS, 2:15.10
5. Steve Merline, Wisconsin-Oshkosh, 2:15.98
6. Henry Harrell, Ouachita Baptist AR, 2:17.43

MILE RUN

1. John Esquibel, Adams State CO, 4:08.15
2. Robert Marquardt, Pittsburg State KS, 4:14.87
3. Scott Gaines, Saginaw Valley MI, 4:14.99
4. Jeff Watcher, Wisconsin-Stout, 4:15.89
5. Tom White, Adams State CO, 4:18.50
6. Lonnie Gee, Fort Hays State KS, 4:19.34

TWO-MILE RUN

1. Gregg Einspahr, Concordia NE, 8:50.88
2. Brad Erickstad, LeTourneau TX, 8:59.83
3. Gordon Sanders, Hillsdale MI, 9:00.52
4. Pat Porter, Adams State CO, 9:04.72
5. Joel Marchand, Malone OH, 9:10.75
6. Carter Lambert, Harding AR, 9:11.61

THREE-MILE RUN

1. Joel Marchand, Malone OH, 13:59.86
2. Paul Mausling, Macalester MN, 14:11.52
3. Jerrold Wynia, Dordt IA, 14:12.38
4. Kirk Keller, Mid-America Nazarene KS, 14:16.32
5. Peter Graham, Adams State CO, 14:19.11
6. Jay Heldt, Wisconsin-LaCrosse, 14:19.36

TWO-MILE WALK

1. Ray Sharp, Wisconsin-Parkside, 12:56.89
2. Sam Shick, Lewis & Clark OR, NT
3. Fabian Knizacky, Aquinas MI, NT
4. Steve Ball, Wisconsin-Parkside, NT
5. Ken Gissing, Wisconsin-Stout, NT
6. Charles Christ, Hillsdale MI, NT

MILE RELAY

1. Texas Southern (Clifton Perry, Kenneth Williams, John Wallace, Tyrone Cross), 3:17.21
2. Mississippi Valley (Larry White, Nathaniel Sloan, Randy Dixon, Eugene Sanders), 3:17.39
3. Northwood Institute MI (Stacey Cooper, Russell Jones, Mike Dougher, Kevin Jones), 3:18.98
4. Jackson State MS, 3:20.58
5. Hampton Institute VA, 3:23.87
6. Wayland Baptist TX, 3:25.56

TWO-MILE RELAY (Note: All teams ran an extra lap)

1. Jackson State MS (Robert Wilson, Anthony Appoy, Napoleon Hooks, Michael Watson), 8:05.3
2. Saginaw Valley State MI (John Darga, Ed LaBair, Ken Plude, Dan Prose), 8:08.38
3. Wisconsin-Stevens Point (Jeff Ellis, Chuck Paulson, Steve Brilowski, Eric Parker), 8:11.72
4. Oklahoma Christian, 8:11.93
5. Abilene Christian TX, 8:15.73
6. Angelo State TX, 8:17.79

DISTANCE MEDLEY RELAY

1. Oklahoma Christian (Greg Norman, Blake Smith, Tony Yates, Jerry Bellmyer), 10:11.23
2. Saginaw Valley State MI (John Darga, Jeff Tousley, David Stimpson, John Stadwick), 10:13.84
3. Jackson State MS (Robert Wilson, Napoleon Hooks, Anthony Appoy, Michael Watson), 10:15.82
4. Southwestern KS, 10:16.61
5. Doane NE, 10:17.55
6. Central State OK, 10:21.65

LONG JUMP

1. Britt Courville, Texas Southern, 24-4 3/4
2. James Palmer, Texas Southern, 24-1
3. Harvey Gales, Jackson State MS, 23-9
4. Andy Shumway, Wisconsin-Stevens Point, 23-8 1/2
5. Thaddeus Gamble, Prairie View TX, 23-8
6. Bill Patza, Wisconsin-LaCrosse, 23-3 3/4

TRIPLE JUMP

1. Cary Tyler, Biola CA, 52-2 3/4
2. Britt Courville, Texas Southern, 50-9 1/2
3. Ed Brown, Saginaw Valley State MI, 50-1 1/4
4. Larry Perkins, Jackson State MS, 48-11 1/2
5. Arnold Adkins, Angelo State TX, 48-10 1/4
6. Al Marshall, Jackson State MS, 48-3 1/4

RESULTS (Cont'd)

HIGH JUMP

1. Albert Peacock, Ottawa KS, 7-0
2. Art Fenty, Prairie View A&M TX, 6-11
2. Daniel Gifford, Hillsdale MI, 6-11
4. Dennis Green, Angelo State TX, 6-9
4. George Milton, Southern Arkansas, 6-9
6. Mark Norman, Northwood Institute MI, 6-9

POLE VAULT

1. Brad Pursley, Abilene Christian TX, 17-0 1/2
2. Tim Bright, Abilene Christian TX, 16-6 3/4
3. Bobby Williams, Abilene Christian TX, 16-6 3/4
4. Kurt Siebold, Oklahoma Christian, 16-3
5. Kim Stewart, Fort Hays State KS, 16-0
6. Dave Robley, Moorhead State MN, 16-0

SHOT PUT

1. Harold Ledet, Angelo State TX, 60-11 3/4
2. Bob Urey, Malone OH, 60-11 1/2
3. Mike Manders, Hamline MN, 59-9 1/4
4. Martin Guerrero, Abilene Christian TX, 58-7
5. Layne Kelley, St. Cloud State MN, 57-6 1/2
6. Doug Barnett, Azusa Pacific CA, 57-2

35 LB. WEIGHT THROW

1. Doug Barnett, Azusa Pacific CA, 59-1 1/4
2. Mark Mossey, Hillsdale MI, 53-9 1/2
3. Chris Lausten, Adams State CO, 53-7
4. Dan Newmarch, Ferris State MI, 52-11 3/4
5. Douglas Gillard, Ferris State MI, 52-6 1/4
6. Harold Ledet, Angelo State TX, 51-8

Note: The top 6 individuals in each event and the top 3 in each relay were named NAIA All-Americans.

TEAM CHAMPIONSHIP RESULTS

<u>YEAR</u>	<u>SITE</u>	<u>CHAMPION</u>	<u>POINTS</u>	<u>RUNNER-UP</u>	<u>POINTS</u>
1966	Kansas City, MO	Southern-Baton Rouge LA	87	Fort Hays State KS	72
1967	Kansas City, MO	Southern-Baton Rouge LA	102	Texas Southern	92
1968	Kansas City, MO	Prairie View A&M TX	70	Texas Southern	67 1/2
1969	Kansas City, MO	Eastern Michigan	96 1/3	Prairie View A&M TX	52
1970	Kansas City, MO	Eastern Michigan	73	Prairie View A&M TX	31
1971	Kansas City, MO	Eastern Michigan	66 3/4	Dallas Baptist TX	32
1972	Kansas City, MO	Dallas Baptist TX	30	Prairie View A&M TX	27
1973	Kansas City, MO	Jackson State MS	43	Eastern New Mexico	37
1974	Kansas City, MO	Texas Southern	45	Jackson State MS	41
1975	Greensboro, NC	Jackson State MS	57	Eastern New Mexico	46
1976	Greensboro, NC	Jackson State MS	78	Eastern New Mexico	33 1/6
1977	Kansas City, MO	Jackson State MS	85	Oklahoma Christian/ Southern-Baton Rouge LA	38
1978	Kansas City, MO	Abilene Christian TX/ Jackson State MS	75	Southern-Baton Rouge LA (third place)	48
1979	Kansas City, MO	Jackson State MS	73	Abilene Christian TX	53 1/2
1980	Kansas City, MO	Jackson State MS	81	Prairie View A&M TX	53 1/2
1981	Kansas City, MO	Texas Southern	80	Jackson State MS	51

ALL-TIME TEAM CHAMPIONSHIPS

Jackson State MS	7	Texas Southern	2	Prairie View TX	1
Eastern Michigan	3	Abilene Christian TX	1		
Southern-Baton Rouge LA	2	Dallas Baptist TX	1		

ALL-TIME INDIVIDUAL CHAMPIONSHIPS

Jackson State MS	24	Mississippi Valley	4	Central Michigan	2
Prairie View TX	20	Ouachita Baptist AR	4	Concordia NE	2
Southern-Baton Rouge LA	18	Emporia State KS	3	Delaware State	2
Texas Southern	14	Fresno Pacific CA	3	Delta State MS	2
Eastern Michigan	11	Harding AR	3	Doane NE	2
Adams State CO	10	Nebraska-Omaha	3	Grambling LA	2
Abilene Christian TX	9	North Carolina Central	3	Kearney State NE	2
Eastern New Mexico	9	Occidental CA	3	McMurry TX	2
Fort Hays State KS	8	Oregon College	3	Marymount KS	2
Oklahoma Christian	7	Redlands CA	3	Pembroke State NC	2
Wisconsin-Parkside	6	St. Cloud State MN	3	Pittsburg State KS	2
Angelo State TX	5	Southern California C.	3	U.S. International CA	2
Arkansas AM&N	5	Westmont CA	3	Wisconsin-Stevens Point	2
Eastern Washington	5				

The following institutions each have won one championship: Alabama State; Alcorn State MS; Arkansas Tech; Azusa Pacific CA; Biola CA; Carson-Newman TN; Central Arkansas; Dallas Baptist TX; David Lipscomb TN; Fisk TN; Frostburg State MD; Hillsdale MI; Langston OK; Loras IA; Malone OH; Moorhead State MN; Norfolk State VA; North Carolina A&T; Northwest Louisiana; Northwood Institute MI; Ottawa KS; Pasadena CA; Simon Fraser CAN; Southeastern Louisiana; Southern-New Orleans LA; Southwestern Louisiana; Southwestern Oklahoma; Sul Ross TX; Tarleton TX; Wayland Baptist TX; Whitworth WA; Wisconsin-LaCrosse; Yankton SD.

REPEAT CHAMPIONSThree-Time

Hubert Butler, Jackson State MS (pole vault, 1975-76-77)
 Ricky Davenport, Southern-Baton Rouge LA (60-yard-high hurdles, 1976-77-78)
 John Esquibel, Adams State CO (mile run, 1979-80-81)
 Ray Geter, Prairie View A&M TX (600-yard run, 1972-73-74)
 Frank Gross, Adams State CO (shot put, 1976-77-78)
 Jim Heiring, Wisconsin-Parkside (two-mile walk, 1975-76-77)
 John Mason, Fort Hays State KS (mile run, 1966-67-68)
 Van Nelson, St. Cloud State MN (two-mile run, 1966-67-68)
 Billy Olson, Abilene Christian TX (pole vault, 1978-79-80)
 Andy Steben, Occidental CA (pole vault, 1967-68-69)
 Evans White, Prairie View A&M TX (880-yard run, 1978-79-80)

OUTSTANDING PERFORMERS

1966	George Anderson, Texas Southern
1967	Jim Hines, Texas Southern
1968	Van Nelson, St. Cloud State MN
1969	Eric Nesbitt, Eastern Michigan
1970	Al Feuerbach, Emporia State KS
1971	Rex Maddaford, Eastern New Mexico
1972	Ricky Parris, McMurry TX
1973	Mike Boit, Eastern New Mexico
1974	Tommy Fulton, Texas Southern
1975	Mike Boit, Eastern New Mexico
1976	Mike Boit, Eastern New Mexico
1977	Gerald Masterson, Ouachita Baptist AR
1978	Kenneth Brimmer, Jackson State MS (Field)
	John Kebiro, Abilene Christian TX (Track)
1979	Billy Olson, Abilene Christian TX (Field)
	Evans White, Prairie View A&M TX (Track)
1980	Billy Olson, Abilene Christian TX (Field)
	Evans White, Prairie View A&M TX (Track)
1981	Kevin Jones, Northwood Institute MI

NAIA COACHES OF THE YEAR

1966	Richard Hill, Southern-Baton Rouge LA
1967	Richard Hill, Southern-Baton Rouge LA
1968	Hoover Wright, Prairie View A&M TX
1969	Robert Parks, Eastern Michigan
1970	Robert Parks, Eastern Michigan
1971	Robert Parks, Eastern Michigan
1972	Cleburne Price, Dallas Baptist TX
1973	Martin Epps, Jackson State MS
1974	Dave Bethany, Texas Southern
1975	Martin Epps, Jackson State MS
1976	Martin Epps, Jackson State MS
1977	Martin Epps, Jackson State MS
1978	Martin Epps, Jackson State MS
	Don Hood, Abilene Christian TX
1979	Martin Epps, Jackson State MS
1980	Martin Epps, Jackson State MS
1981	Dave Bethany Texas Southern

NATIONAL MEET RECORDS

* Electronic

+ Hand

60-YARD DASH

* Earl Thomas, Jackson State MS, 1977	6.17
+ Earl Thomas, Jackson State MS, 1975 (p); Jean Louis Ravelomanantsoa, Westmont CA, 1971 (p); Jim Hines, Texas Southern, 1967	5.9

60-YARD HIGH HURDLES

* Ricky Davenport, Southern-Baton Rouge LA, 1978	7.26
+ Charles Foster, North Carolina Central, 1975; Rodney Milburn, Southern-Baton Rouge LA, 1972 (p)	6.9

440-YARD DASH

* Kevin Jones, Northwood Institute MI, 1981	47.75
+ Fred Newhouse, Prairie View A&M TX, 1970	48.4

600-YARD RUN

* Eugene Sanders, Mississippi Valley State, 1981	1:09.63
---	---------

880-YARD RUN

* Evans White, Prairie View A&M TX, 1979	1:51.24
--	---------

1000-YARD RUN

* Richard Newman, Texas Southern, 1977	2:09.93
--	---------

MILE RUN

* John Esquibel, Adams State CO, 1981	4:08.15
+ John Mason, Fort Hays State KS, 1968	4:06.0

TWO-MILE RUN

* Gregg Einspahr, Concordia NE, 1981	8:50.88
+ Rex Maddaford, Eastern New Mexico, 1971	8:47.7

THREE-MILE RUN

* Joel Marchand, Malone OH, 1981	13:59.86
----------------------------------	----------

TWO-MILE WALK

* Ray Sharp, Wisconsin-Parkside, 1981	12:56.89
+ Jim Heiring, Wisconsin-Parkside, 1977	13:39.8

MILE RELAY

* Prairie View TX (Alvin Scott-Clifton Terrell-Evans White-Joe Johnson), 1980	3:17.09
+ Southern-Baton Rouge LA (Robert Johnson- Webster Johnson-Everett Mason-Theron Lewis), 1966	3:15.0

TWO-MILE RELAY

* Prairie View TX (Ray Roberts-Jody Cleveland-Terrence Ross-Evans White), 1980	7:42.02
--	---------

DISTANCE MEDLEY RELAY

* Oklahoma Christian (Bobby Smith-Gary Tatum-Ron Stageland-Steve Wolfe), 1977	10:01.00
--	----------

LONG JUMP

Joshua Owusu, Angelo State TX, 1972	25-7 1/2
-------------------------------------	----------

TRIPLE JUMP

Kenneth Brimmer, Jackson State MS, 1978	52-10 1/4
---	-----------

HIGH JUMP

Vic White, Eastern Washington 1980	7-2
------------------------------------	-----

POLE VAULT

Billy Olson, Abilene Christian TX, 1979, 1980	17-6 1/2
--	----------

SHOT PUT

Al Feuerbach, Emporia State KS, 1970	62-8 3/4
--------------------------------------	----------

35 LB. WEIGHT THROW

Doug Barnett, Azusa Pacific CA, 1981	59-1 1/4
--------------------------------------	----------

ALL-TIME INDIVIDUAL CHAMPIONS60-YARD DASH

1966	George Anderson, Southern-Baton Rouge LA, 6.0
1967	James Hines, Texas Southern, 5.9
1968	Clyde Duncan, Texas Southern, 6.1
1969	Bobby Brown, Arkansas AM&N, 6.1
1970	Jack Phillips, Grambling State LA, 6.2
1971	Jean Louis Ravelomanantsoa, Westmont CA, 6.0
1972	Jean Louis Ravelomanantsoa, Westmont CA, 6.0
1973	Willie McGee, Alcorn State MS, 6.0
1974	Larry Black, North Carolina Central, 6.1
1975	Earl Thomas, Jackson State MS, 6.0
1976	Earl Thomas, Jackson State MS, 6.17
1977	Joe Franklin, Southern-New Orleans LA, 6.32

60-YARD HIGH HURDLES

1966	Willie Davenport, Southern-Baton Rouge LA, 7.1
1967	Willie Davenport, Southern-Baton Rouge LA, 7.0
1968	Roy Hicks, Texas Southern, 7.3
1969	William Tipton, Eastern Michigan, 7.4
1970	Rodney Milburn, Southern-Baton Rouge LA, 7.1
1971	Fuller Cherry, Arkansas AM&N, 7.4
1972	Rodney Milburn, Southern-Baton Rouge LA, 7.0
1973	Rodney Milburn, Southern-Baton Rouge LA, 7.0
1974	Charles Foster, North Carolina Central, 7.3
1975	Charles Foster, North Carolina Central, 6.9
1976	Ricky Davenport, Southern-Baton Rouge LA, 7.34
1977	Ricky Davenport, Southern-Baton Rouge LA, 7.33

60-YARD DASH (Cont'd)

1978 Nate Johnson, Hillsdale MI, 6.23
 1979 Isadore Johnson, Jackson State MS, 6.26
 1980 Alvin Matthias, Adams State CO, 6.1
 1981 Larry White, Mississippi Valley, 6.22

440-YARD DASH

1966 Theron Lewis, Southern-Baton Rouge LA, 48.9
 1967 Oliver Ford, Southern-Baton Rouge LA, 49.2
 1968 Henry Smothers, Arkansas AM&N, 49.3
 1969 Fred Newhouse, Prairie View A&M TX, 49.5
 1970 Fred Newhouse, Prairie View A&M TX, 48.6
 1971 Alvin Dotson, Prairie View A&M TX, 49.7
 1972 Larry Stinson, Southwestern Oklahoma, 49.7
 1973 Larry Ellis, Jackson State MS, 50.2
 1974 Steve Nichols, Adams State CO, 49.5
 1975 Lawrence Davis, Norfolk State VA, 49.50
 1976 Jim Bloomingburg, David Lipscomb TN, 49.75
 1977 David Law, Langston OK, 48.94
 1978 Dennis Duckworth, Jackson State MS, 49.19
 1979 Theodore Davis, Prairie View A&M TX, 49.5
 1980 Kenneth Brown, Jackson State MS, 48.79
 1981 Kevin Jones, Northwood Institue MI, 47.75

880-YARD RUN

1966 Jack Harms, Fort Hays State KS, 1:55.9
 1967 Jim Nesbit, Central Michigan, 1:55.4
 1968 Felix Johnson, Prairie View A&M TX, 1:56.8
 1969 Felix Johnson, Prairie View A&M TX, 1:55.1
 1970 Cornelius Shoaf, Grambling State LA, 1:56.1
 1971 Thomas Bryan, Loras IA, 1:55.8
 1972 Bruce Vogel, Oregon College, 1:55.4
 1973 Mike Boit, Eastern New Mexico, 1:57.4
 1974 Tommy Fulton, Texas Southern, 1:57.0
 1975 Mike Boit, Eastern New Mexico, 1:55.40
 1976 Gerald Masterson, Ouachita Baptist AR, 1:56.09
 1977 Gerald Masterson, Ouachita Baptist AR, 1:52.22
 1978 Evans White, Prairie View A&M TX, 1:54.16
 1979 Evans White, Prairie View A&M TX, 1:51.69
 1980 Evans White, Prairie View A&M TX, 1:51.34
 1981 Joel Ngetich, Wayland Baptist TX, 1:53.04

MILE RUN

1966 John Mason, Fort Hays State KS, 4:20.5
 1967 John Mason, Fort Hays State KS, 4:14.0
 1968 John Mason, Fort Hays State KS, 4:06.0
 1969 Jim Crawford, Harding AR, 4:10.7
 1970 Dennis Savage, Westmont CA, 4:11.5
 1971 Bob Maplestone, Eastern Washington, 4:10.5
 1972 Bob Maplestone, Eastern Washington, 4:13.9
 1973 Mike Boit, Eastern New Mexico, 4:12.3
 1974 Tommy Fulton, Texas Southern, 4:11.3
 1975 Mike Boit, Eastern New Mexico, 4:16.99
 1976 Mike Boit, Eastern New Mexico, 4:11.39
 1977 Jim Hanson, Wisconsin-LaCrosse, 4:12.03
 1978 John Kebiro, Abilene Christian TX, 4:11.44
 1979 John Esquibel, Adams State CO, 4:14.46
 1980 John Esquibel, Adams State CO, 4:11.60
 1981 John Esquibel, Adams State CO, 4:08.15

THREE-MILE RUN

1979 Fred Torneden, Fort Hays State KS, 14:08.42
 1980 Tim Terrill, Adams State CO, 14:03.33
 1981 Joel Marchand, Malone OH, 13:59.86

MILE RELAY

1966 Southern-Baton Rouge LA, 3:15
 1967 Arkansas AM&N, 3:17.3
 1968 Prairie View A&M TX, 3:19.2
 1969 Arkansas AM&N, 3:17.1
 1970 Prairie View A&M TX, 3:19.9
 1971 Prairie View A&M TX, 3:21.1
 1972 Nebraska-Omaha, 3:21.7
 1973 Jackson State MS, 3:21.2
 1974 Mississippi Valley, 3:20.2
 1975 Mississippi Valley, 3:23.70
 1976 Texas Southern, 3:20.81
 1977 Southern-Baton Rouge LA, 3:16.24
 1978 Southern-Baton Rouge LA, 3:18.92
 1979 Southern-Baton Rouge LA, 3:19.45
 1980 Prairie View A&M TX, 3:17.09
 1981 Texas Southern, 3:17.21

60-YARD HIGH HURDLES (Cont'd)

1978 Ricky Davenport, Southern-Baton Rouge LA, 7.26
 1979 Edgar Fordham, Southern-Baton Rouge LA, 7.38
 1980 Steve Parker, Abilene Christian TX, 7.2
 1981 Dwayne Allen, Harding AR, 7.46

600-YARD RUN

1966 Henry Brown, Southern-Baton Rouge LA, 1:14.1
 1967 Larry Dillon, Texas Southern (746 yards), 1:37.5
 1968 Thurman Boggess, Prairie View A&M TX, 1:13.4
 1969 Pat Bynoe, Eastern Michigan, 1:13.0
 1970 Paul Blalock, Yankton SD, 1:13.0
 1971 Larry Zaragoza, Adams State CO, 1:12.2
 1972 Ray Geter, Prairie View A&M TX, 1:12.2
 1973 Ray Geter, Prairie View A&M TX, 1:12.4
 1974 Ray Geter, Prairie View A&M TX, 1:12.2
 1975 Aubrey Wilson, Fisk TN, 1:12.52
 1976 Robert Bryant, Delaware State, 1:11.90
 1977 Gerald Masterson, Ouachita Baptist AR, 1:09.97
 1978 Rickey Myles, Jackson State MS, 1:12.01
 1979 Robert Bryant, Delaware State, 1:12.68
 1980 Joe Johnson, Prairie View A&M TX, 1:12.23
 1981 Eugene Sanders, Mississippi Valley 1:09.63

1000-YARD RUN

1966 Bruce Carter, Texas Southern, 2:14.6
 1967 Terry Morman, Eastern Michigan, 2:13.0
 1968 Eric Nesbitt, Eastern Michigan, 2:12.2
 1969 Eric Nesbitt, Eastern Michigan, 2:12.5
 1970 Kenth Andersson, U.S. International CA, 2:12.2
 1971 Steve Boehmer, Fort Hays State KS, 2:14.1
 1972 Don Hampton, Simon Fraser CAN, 2:15.1
 1973 Jon Nelson, Fort Hays State KS, 2:12.9
 1974 Dennis Biel, Wisconsin-Parkside, 2:11.5
 1975 Jeff Cushing, Pembroke State NC, 2:18.40
 1976 Richard Newman, Texas Southern, 2:11.22
 1977 Richard Newman, Texas Southern, 2:09.93
 1978 Gerald Masterson, Ouachita Baptist AR, 2:14.44
 1979 Michael Watson, Jackson State MS, 2:13.33
 1980 Michael Watson, Jackson State MS, 2:11.17
 1981 Clifton Perry, Texas Southern, 2:13.53

TWO-MILE RUN

1966 Van Nelson, St. Cloud State MN, 9:06.7
 1967 Van Nelson, St. Cloud State MN, 9:04.0
 1968 Van Nelson, St. Cloud State MN, 8:53.1
 1969 David Ellis, Eastern Michigan, 8:54.9
 1970 David Ellis, Eastern Michigan, 9:00.5
 1971 Rex Maddaford, Eastern New Mexico, 8:47.7
 1972 Rex Maddaford, Eastern New Mexico, 8:49.0
 1973 Jeff Mathews, U.S. International CA, 8:57.6
 1974 Tony Brien, Marymount KS, 8:58.8
 1975 Tony Brien, Marymount KS, 8:55.50
 1976 Desmond O'Connor, Angelo State TX, 9:10.74
 1977 John Kebiro, Eastern New Mexico, 8:51.98
 1978 John Kebiro, Abilene Christian TX, 9:01.49
 1979 Ron Graham, Moorhead State MN, 9:17.13
 1980 Gregg Einspahr, Concordia NE, 9:01.64
 1981 Gregg Einspahr, Concordia NE, 8:50.88

TWO-MILE WALK

1972 Steve Tyrer, Oregon College, 14:50.3
 1973 Steve Tyrer, Oregon College, 15:04.1
 1974 Ed Bouldin, Southern California College, 14:37.8
 1975 Jim Heiring, Wisconsin-Parkside, 14:14.6
 1976 Jim Heiring, Wisconsin-Parkside, 14:07.30
 1977 Jim Heiring, Wisconsin-Parkside, 13:39.8
 1978 Carl Schueler, Frostburg State MD, 13:53.62
 1979 John Van Den Brandt, Wisconsin-Parkside, 13:10.43
 (one lap short)
 1980 Jeff Ellis, Wisconsin-Stevens Point, 13:53.35
 1981 Ray Sharp, Wisconsin-Parkside, 12:56.89

DISTANCE MEDLEY RELAY

1977 Oklahoma Christian, 10:01.00
 1978 Oklahoma Christian, 10:12.52
 1979 Oklahoma Christian, 10:09.44
 1980 Jackson State MS, 10:12.48
 1981 Oklahoma Christian, 10:11.23

TWO-MILE RELAY

1966 Pittsburg State KS, 8:08
1967 Eastern Michigan, 7:55
1968 Eastern Michigan, 7:56.8
1969 Eastern Michigan, 7:49.1
1970 Kearney State NE, 7:53.8
1971 Eastern Michigan, 7:50.4
1972 Nebraska-Omaha, 7:50.0
1973 Nebraska-Omaha, 7:50.9
1974 Prairie View A&M TX, 7:45.2
1975 Jackson State MS, 7:53.7
1976 Oklahoma Christian, 7:49.77
1977 Jackson State MS, 7:42.39
1978 Jackson State MS, 7:44.14
1979 Oklahoma Christian, 7:48.11
1980 Prairie View A&M TX, 7:42.02
1981 Jackson State MS, 8:05.3

TRIPLE JUMP

1977 Moise Pomaney, Tarleton State TX, 52-3
1978 Kenneth Brimmer, Jackson State MS, 52-10 1/4
1979 Bill McClellon, Abilene Christian TX, 51-1 3/4
1980 Larry Perkins, Jackson State MS, 49-7 3/4
1981 Cary Tyler, Biola CA, 52-2 3/4

POLE VAULT

1966 Joe Neihardt, Central Michigan, 15-2
1967 Andy Steben, Occidental CA, 15-6
1968 Andy Steben, Occidental CA, 15-6
1969 Andy Steben, Occidental CA, 15-6
1970 Curt Hisaw, Eastern Washington, 15-6 1/2
1971 Rickey Parris, McMurry TX, 15-7
1972 Rickey Parris, McMurry TX, 16-8 1/4
1973 Steve Hardison, Fresno Pacific CA, 15-9
1974 Steve Hardison, Fresno Pacific CA, 15-4
1975 Hubert Butler, Jackson State MS, 15-8 1/2
1976 Hubert Butler, Jackson State MS, 16-0
1977 Hubert Butler, Jackson State MS, 17-1
1978 Frank Estes & Billy Olson, Abilene Christian TX, 16-6
1979 Billy Olson, Abilene Christian TX, 17-6 1/2
1980 Billy Olson, Abilene Christian TX, 17-6 1/2
1981 Brad Pursley, Abilene Christian TX, 17-0 1/2

35 LB. WEIGHT THROW

1981 Doug Barnett, Azusa Pacific CA, 59-1 1/4

LONG JUMP

1966 Richard Boeringer, Emporia State KS, 23-2
1967 Harvey Nairn, Southern-Baton Rouge LA, 24-7 3/4
1968 Jerry Proctor, Redlands CA, 25-2
1969 David Johnston, Central Arkansas, 23-10 3/4
1970 Jerry Proctor, Redlands CA, 25-4 3/4
1971 Jerry Proctor, Redlands CA, 25-4 3/4
1972 Joshua Owusu, Angelo State TX, 25-7 1/2
1973 Joshua Owusu, Angelo State TX, 24-8 1/2
1974 J.O. Amoah, Eastern New Mexico, 24-5 3/4
1975 Donald Dykes, Southeastern Louisiana, 24-7
1976 Mike Brown, Northwest Louisiana, 24-8 1/2
1977 Larry Cooke, Carson-Newman TN, 24-11
1978 Dennis Trott, Jackson State MS, 25-1
1979 Dennis Trott, Jackson State MS, 24-9 1/4
1980 Ricky Smith, Alabama State, 23-11
1981 Britt Courville, Texas Southern, 24-4 3/4

HIGH JUMP

1966 Tom Bateman, Harding AR, 6-7
1967 John Hartfield, Texas Southern, 7-1
1968 Lloyd Higgins, Pasadena CA, 6-10
1969 Phil Kastens, Whitworth WA, 6-6
1970 Jackie Causey, Southwestern Louisiana, 6-8
1971 Jim Sobieszczuk, Kearney State NE, 6-8
1972 Walden Curry, Delta State MS, 7-0
1973 Walden Curry, Delta State MS, 6-10
1974 David Phillips, Pembroke State NC, 6-11
1975 British Tharpe, Dallas Baptist TX, 6-10
1976 Clark Godwin, Jackson State MS, 6-10
1977 Dwight Stoppel, Fort Hays State KS, 6-9
1978 Bob Bayless, Oklahoma Christian, 6-10
1979 Vic White, Eastern Washington, 7-1 1/2
1980 Vic White, Eastern Washington, 7-2
1981 Albert Peacock, Ottawa KS, 7-0

SHOT PUT

1966 Elvin Bethea, North Carolina A&T, 56-7
1967 Fred Davis, Doane NE, 54-10 1/4
1968 Fred Davis, Doane NE, 54-6 3/4
1969 Al Feuerbach, Emporia State KS, 57-5 1/2
1970 Al Feuerbach, Emporia State KS, 62-8 3/4
1971 Erich Hardaway, Sul Ross State TX, 57-3
1972 Dennis Anderson, Fresno Pacific CA, 55-7
1973 Wally Autem, Pittsburg State KS, 55-7 1/2
1974 Don Turri, Southern California College, 58-3 1/2
1975 Don Turri, Southern California College, 59-7
1976 Frank Gross, Adams State CO, 58-6
1977 Frank Gross, Adams State CO, 61-3 3/4
1978 Frank Gross, Adams State CO, 60-7
1979 Paul White, Arkansas Tech, 61-1 1/2
1980 Harold Ledet, Angelo State TX, 59-8 1/2
1981 Harold Ledet, Angelo State TX, 60-11 3/4

FIRST (1981) WOMEN'S DIVISION

TEAM SCORING

1. Jackson State MS	149	8. Hampton Institute VA	14	Concordia NE	4
2. Adams State CO	53	9. Prairie View TX	10	Doane NE	4
3. Wisconsin-Parkside	29	Texas Southern	10	Eastern New Mexico	4
4. Emporia State KS	28	11. Saginaw Valley MI	9	Marymount KS	4
5. Mississippi Valley	25	12. Fort Hays State KS	6	Missouri-Kansas City	4
6. Kearney State NE	18	Pittsburg State KS	6	20. Hillsdale MI	2
Midland Lutheran NE	18	14. Chadron State NE	4	Park MO	2

RESULTS

60-YARD HURDLES

1. Esther Hope, Jackson State MS, 6.99
2. Carol Williams, Mississippi Valley, 7.06
3. Pamela Cook, Jackson State MS, 7.18
4. Cornelia Jackson, Jackson State MS, 7.24
5. Lori Risenhoover, Adams State CO, 7.30
6. Harvellia Newsome, Mississippi Valley, 7.35
1. Linda Weekly, Texas Southern, 7.79
2. Monica Williams, Saginaw Valley State MI, 8.08
3. Thomasina Busch, Hampton Institute VA, 8.23
4. Kathy Gebhards, Missouri-Kansas City, 8.35
5. Colleen Donnelly, Adams State CO, 8.48
6. Cassandra Van Horn, Jackson State MS, 8.79

Note: All times and performances are meet records.

440-YARD DASH

1. Yvonne Joseph, Jackson State MS, 57.96
2. Brenda Owens, Jackson State MS, 58.18
3. Vogel Newsome, Mississippi Valley, 58.19
4. Yvette Joseph, Jackson State MS, 59.62
5. Julie Faris, Kearney State NE, 60.10
6. Denise Day, Midland Lutheran NE, 60.10

600-YARD RUN

1. Radius Jacobs, Jackson State MS, 1:27.99
2. Andronike Green, Jackson State MS, 1:28.85
3. Mary Sedall, Adams State CO, 1:29.18
4. Dona Driscoll, Wisconsin-Parkside, 1:32.48
5. Edie Hessman, Midland Lutheran NE, 1:32.48
6. Amanda Abshire, Adams State CO, 1:33.79

880-YARD RUN

1. Donna Bean, Jackson State MS, 2:16.38
2. Radius Jacobs, Jackson State MS, 2:16.47
3. Gina Smith, Jackson State MS, 2:20.86
4. Mary Drey, Midland Lutheran NE, 2:22.48
5. Shari Meyer, Kearney State NE, 2:24.77
6. Jackie Hall, Park MO, 2:24.78

1,000 YARD RUN

1. Donna Bean, Jackson State MS, 2:40.36
2. Gina Smith, Jackson State MS, 2:44.66
3. Cynthia Edgerton, Emporia State KS, 2:46.79
4. Vicki Lillis, Midland Lutheran NE, 2:47.23
5. Lynn Mack, Doane NE, 2:48.89
6. Tracy Luh, Park MO, 2:50.99

MILE RUN

1. Kellie Benzow, Wisconsin-Parkside, 5:11.63
2. Lesha Wood, Emporia State KS, 5:12.40
3. Gayla Rothers, Pittsburg State KS, 5:15.10
4. Denise Falzone, Adams State CO, 5:18.04
5. K.C. Curran, Marymount KS, 5:22.99
6. Julie Jacob, Midland Lutheran NE, 5:23.92

2-MILE RUN

1. Wendy Burman, Wisconsin-Parkside, 10:47.16
2. Mary Jaqua, Adams State CO, 11:05.32
3. Lesha Wood, Emporia State KS, 11:25.59
4. Sharon Holthus, Concordia NE, 11:28.34
5. K.C. Curran, Marymount KS, 11:29.44
6. Marcy Nesbitt, Hillsdale MI, 11:29.62

MILE RELAY

1. Mississippi Valley State (Harvellia Newsome-Vogel Newsome-Vanessa Cole, Carol Williams), 3:55.81
2. Jackson State MS, 3:56.62
3. Adams State CO, 4:01.96
4. Kearney State NE, 4:08.36
5. Doane NE, 4:11.26
6. Hillsdale MI, 4:22.94

2-MILE RELAY

1. Jackson State MS (Donna Bean-Gina Smith-Brenda Owens-Radius Jacobs), 9:30.49
2. Emporia State KS, 9:43.69
3. Midland Lutheran NE, 9:44.08
4. Wisconsin-Parkside, 9:49.47
5. Fort Hays State KS, 9:57.72
6. Saginaw Valley State MI, 10:14.72

HIGH JUMP

1. Vivian Garner, Jackson State MS, 5-7
2. Andronike Greene, Jackson State MS, 5-6
2. Colleen Donnelly, Adams State CO, 5-6
4. Leisha Joiner, Eastern New Mexico, 5-4
4. Martie Curtis, Hampton Institute VA, 5-4
6. Lynn Bradshaw, Fort Hays State KS, 5-2

SHOT PUT

1. Karen Waddell, Prairie View A&M TX, 46-8 1/2
2. Cindy Young, Adams State CO, 40-4
3. Paula Evans, Kearney State NE, 40-3 1/2
4. Laurie Wickard, Chadron State NE, 39-9
5. Carolyn Peterson, Fort Hays State KS, 38-3 1/2
6. Teresa Johnson, Fort Hays State KS, 37-7

LONG JUMP

1. Lori Risenhoover, Adams State CO, 18-7
2. Cornelia Jackson, Jackson State MS, 18-4 1/2
3. Thomasina Busch, Hampton Institute VA, 17-10 1/4
4. Julie Faris, Kearney State NE, 17-10
4. Annette Reaves, Jackson State MS, 17-10
6. Jo Anne Carey, Wisconsin-Parkside, 17-8 1/4

*Note: The top 6 individuals in each event and the top 3 in each relay were named NAIA All-Americans.

TEAM CHAMPIONSHIP RESULTS

<u>YEAR</u>	<u>SITE</u>	<u>CHAMPION</u>	<u>POINTS</u>	<u>RUNNER-UP</u>	<u>POINTS</u>
1981	Kansas City, MO	Jackson State MS	149	Adams State CO	53

OUTSTANDING PERFORMER

1981 Radius Jacobs, Jackson State MS

NAIA COACHES OF THE YEAR

1981 Martin Epps, Jackson State MS

OUTDOOR
NCWSA TRACK AND FIELD
LEADING PERFORMANCES
APRIL 2, 1981

<u>100 Meters</u>			
*Marlene Dean	UPS	12.14	3/28
*Karen Osburn	BSU	12.3	3/21
*Jackie Jackson	GFC	12.6	3/28
*Val Dworak	BSU	12.75	3/21
Donna Curry	PLU	13.0	2/28
Vicki Chavez	SOSC	13.0	3/14
Lauri Dominaski	WWU	13.0	3/21
Jackie Davis	GFC	13.0	3/28
Elisa Undodell	SPU	13.4	2/28
Kay Archer	WWU	13.4	3/21
Sandy Schaefer	IDA	13.4	3/28

<u>200 Meters</u>			
*Jackie Jackson	GFC	25.5	3/28
*Karen Osburn	BSU	25.89	3/21
*Marlene Dean	UPS	25.9	3/21
*Val Dworak	BSU	26.05	3/7
*Donna Curry	PLU	26.26	3/28
Sheri McCormick	CWU	26.9	2/28
Alice Pleasant	CWU	27.0	2/28
Cheryl Boulrier	SPU	27.4	2/28
Lisa Sweo	WIL	27.5	3/14
Jan Downing	PLU	27.58	3/28

<u>400 Meters</u>			
*Kim Ward	IDA	57.9	3/28
*Al. Falkenberg	IDA	58.1	3/28
*Darla Hasselquist	BSU	58.26	3/21
*Karma Osburn	BSU	58.52	3/7
*Deborah Carter	SPU	58.91	3/21
Evelyn Boettger	IDA	60.00	2/7
Diana Dodds	BSU	60.41	3/7
Anna Damiano	BSU	61.48	3/7
Dawn Graham	WWU	61.5	3/21
Carla Randal	WWU	61.7	3/21
Bethany Ryals	WWU	61.7	3/21

<u>800 Meters</u>			
*Lauri Bannik	SPU	2:15.8	3/21
*LeeAnn Roloff	IDA	2:15.9	2/21
*Jody Aronson	BSU	2:19.68	3/21
*Kim Ward	IDA	2:21.2	2/21
*Laura Meyers	CWU	2:21.8	3/28
Parnell	UPS	2:22.71	3/28
Cheryl Patrovich	WWU	2:22.9	3/21
Liv Jonassen	WWU	2:23.1	3/21
Debbie Tri	PLU	2:23.73	3/28
Shirley Bates	SPU	2:24.28	3/21

<u>1500 Meters</u>			
*Kathy Kenworthy	BSU	4:33.02	3/21
*Patsy Sharples	IDA	4:36.19	2/7
*Jody Aronson	BSU	4:42.6	3/21
*LeeAnn Roloff	IDA	4:48.68	2/7
*Debbie Tri	PLU	4:50.22	3/21

<u>1500 Meters Cont...</u>			
*Jane Abbott	WWU	4:50.8	3/21
*Laura Meyers	CWU	4:50.5	3/20
*Jenny Ord	IDA	4:51	3/28
*Missi Nelson	SPU	4:52.4	3/21
Kathy Parnell	UPS	4:54.1	3/21

<u>3000 Meters</u>			
*Patsy Sharples	IDA	9:33.9	3/14
*Gail Volk	SPU	10:03	3/14
*Kathy Kenworthy	BSU	10:10.12	3/21
*Jenny Ord	IDA	10:19.8	2/21
*Kristy Purdy	PLU	10:22.4	3/14
*Laura Meyers	CWU	10:26.7	3/14
*Connie Benson	SPU	10:30.5	3/14
*Penny Messenger	IDA	10:40.3	2/21
*Diane Johnson	PLU	10:45	3/14
Bridget Cook	SOSC	10:47.9	3/14

<u>5000 Meters</u>			
*Gail Volk	SPU	17:15	3/21
*Kristy Purdy	PLU	17:43.9	3/21
*Sonia Blackstock	IDA	17:59.5	3/28
*Angela French	UPS	18:24.8	2/28
*Cindy Crow	BSU	18:26.97	3/21
*Cherry Gardner	BSU	18:46.88	3/21
*Carol Lewis	WHIT	18:51	3/21
Becky Lathrop	WWU	19:10.9	3/21
Shauna Lakin	PLU	19:14.1	3/21
Lynn Baudin	WWU	19:15	3/21

<u>10,000 Meters</u>			
Patsy Sharples	IDA	35:14	3/28
Gail Volk	SPU	35:28	2/28
Connie Benson	SPU	37:49.3	3/21
Angela French	UPS	37:59.3	3/21
Diane Johnson	PLU	38:37.6	2/28
Suzanne Tovrea	LIN	39:42	3/21
Kelly Warren	IDA	39:44.6	3/28
Cindy P.-Fry	IDA	43:56.5	3/28
Mary Branson	PLU	49:03	3/21

<u>4x100 Relay (4x110y)</u>			
Boise State		48.6(y)	3/7
Simon Frasier		49.5	3/14
George Fox		50.0	3/14
Seattle Pacific		51.01	3/21
Idaho		51.5	3/28
Southern Oregon		51.7	3/14
Western Washington		51.9	3/21
Central Washington		52.3	3/14
Univ. of Puget Sound		52.42	3/28
Willamette		52.8(y)	3/14

4x400 Pelay (4x440y)

Idaho	3:53.1	2/21
Boise State	3:55.74y	3/21
Seattle Pacific	3:58.9	3/14
Western Washington	4:01.6	3/21
Geoge Fox	4:07.3	3/14
Willamette	4:07.9y	3/14
Pacific Luthern	4:11	3/14

Shot Put

*Jackie Degel	RMC	42'9.5"	1/3
*Cathy Wilson	SPU	12.42(40'9")	3/2
*Karen Gurske	GFC	40'7.5"	3/2
*Jill Palmquist	CWU	39'11 $\frac{1}{2}$ "	3/7
*Andrea Heilman	PUN	38'5"	3/2
*Nicki Luper	IDA	38'5"	3/2
*Ann Davis	WIL	38'3 $\frac{1}{4}$ "	3/1
Joy Czmowski	SOSC	11.05(36'3")	3/1
Sheryl Ward	OCE	10.63(34'10 $\frac{1}{2}$ ")	3/1
Diane McAnulty	BSU	10.63(34'10 $\frac{1}{2}$ ")	1/3

100 Meter Hurdles

*Marianne Ball	SFU	14.9	3/14
*Colleen Williams	IDA	15.0	3/28
*Heather Jahr	PLU	15.53	3/28
*Mary Crevelt	BSU	15.88	3/21
*Rhonda James	IDA	15.9	3/28
*Donna Davidson	WWU	16.0	3/21
*Teri Meece	BSU	16.03	3/7
Cynthia Shepard	OCE	16.3	3/14
Wendy Malich	WWU	16.3	3/14
Tami Read	SOSC	16.58	3/14

Discus

*Andrea Heilman	PUN	127'8 $\frac{1}{2}$ "	3/2
*Karen Hunsey	SPU	127'7 $\frac{1}{2}$ "	2/2
*Ann Davis	WIL	125'11"	3/1
Diane McAnulty	BSU	124'0"	3/7
Shannon Joseph	SOSC	113'9"	3/1
Karen Gurski	GFC	112'8"	3/2
Jill Palmquist	CWU	111'11"	2/2
Nicki Luper	IDA	108'2"	3/2
Joy Czmowski	SOSC	106'7 $\frac{1}{2}$ "	3/1
Theresa Hulus	OCE	105'9 $\frac{1}{2}$ "	3/1

400 Meter Hurdles

*Colleen Williams	IDA	63.8	3/28
*Donna Davidson	WWU	66.9	3/14
*Jeanne Setera	SPU	67.1	3/14
*Diana Dodds	BSU	67.16	3/21
*Judy Ray	SPU	67.72	3/21
*Tami Read	SOSC	68.1	3/14
Mary Crevelt	BSU	69.53	3/21
Karen Maxwell	GFC	69.7	3/28
Debbie Ocken	WWU	69.9	3/21
Saundra Burns	GFC	70.4	3/28

Long Jump

*Flagg	WHIT	17'7"	3/21
*Marlene Dean	UPS	17'4"	2/28
Alice Pleasant	CWU	17'1"	2/28
Jacquie Williams	GFC	16'11 $\frac{3}{4}$ "	3/28
Cynthia Shepard	OCE	16'11 $\frac{1}{4}$ "	3/14
Kim Ward	IDA	16'9"	2/7
Joyce Taylor	BSU	16'7"	3/7
Denise Steele	CWU	16'4 $\frac{1}{2}$ "	2/28
Tami Read	SOSC	16'4 $\frac{1}{2}$ "	3/14
Wendy Schwarz	BSU	16'33/4"	3/7

High Jump

*Kim Carroll	BSU	5'6"	3/21
*Anna Marie Solomonson	BSU	5'3"	3/21
*Nancy Gregg	CWU	5'2"	2/28
*Cindy Stewart	BSU	5'2"	3/7
*Kristy Dees	WWU	5'2"	3/21
*Kristin Frantsen	PLU	5'2"	3/28
Rhonda James	IDA	5'1"	3/28
Seven others have jumped 5'0"			

Javelin

*Lorna Raabe	CWU	133'3"	3/14
*Cathy Wilson	SPU	39.48(129'6")	3/21
*Cathy Winterbotham	SOSC	39.45(129'5")	3/14
*Shannon Joseph	SOSC	39.30(128'11")	3/14
*Joan Williamson	WWU	127'9"	3/21
Diane Fox	LIN	115'4"	3/28
Ann Davis	WIL	113'5"	3/14
Lynnette Phillips	GFC	108'4"	3/28
Anna Marie Solomonson	SPU	104'5"	3/21
Cam Viebrock	PLU	93'2"	3/28

GEORGE FOX COLLEGE
WOMENS TRACK & FIELD
SCHOOL RECORDS

<u>YEAR SET</u>	<u>EVENT</u>	<u>HOLDER</u>	<u>TIME/DISTANCE</u>
1981	100 meters	Jackie Jackson	11.9
1979	200 meters	Joyce Yates	24.6
1980	400 meters	Shavon Dennis	56.22 ET
1981	800 meters	Nora Thompson	2:23.3
1979	1500 meters	Eileen McDougal	4:49.4
1982	3000 meters	Nancy Roley	11:12.9
1981	5000 meters	Lisa Slocum	20:48.4
1980	100 M Hurdles	Karen Maxwell	15.17 ET
1980	400 M Hurdles	Karen Maxwell	1:05.0
1980	4x100M Relay	Jacque Davis Shavon Dennis Karen Maxwell Jacquie Williams	49.3
1981	4x400M Relay	Nora Thompson Jacquie Williams Karen Maxwell Jackie Jackson	4:02.4
1980	Long Jump	Jacquie Williams	17' 5"
1979	High Jump	Mary Ann Mason	5' 3"
1982	Discus	Karen Gurske	119' 7"
1977	Javelin	Sue Banta	154' 10"
1981	Shot Put	Karen Gurske	42' 2½"
1980	Pentathlon	Karen Maxwell	3242

WOMEN'S TRACK & FIELD RECORDS Continued

<u>Relay Records</u>			
1980	High Jump Relay	Karen Maxwell Jacquie Williams Saundra Burns	14'½"
1981	400M Shuttle Hurdle Relay	Nora Thompson Saundra Burns Lois Thomas Jacquie Williams	1:08
1981	Shot Put Relay	Karen Gurske Lynette Phillips Rachel Hampton	99'½"
1981	800M Sprint Medley	Jacque Davis Jacquie Williams Jackie Jackson Lois Thomas	1:56.4
1980	800M Relay	Jacque Davis Karen Maxwell Jacquie Williams Shavon Dennis	1:46.50 ET
1981	Javelin Relay	Lynette Phillips Tina Stephenson Karen Gurske	269'11¼"

1981 SEASON'S BEST

400 Relay	Sherman, Frisk 42.8 Reynolds, VanWinkle 5/9	Reynolds, VanWinkle 43.4 Frisk, Smith 4/28		
1500	3:51.0 5-1 Otto 3:54.5 4/24	Pearson 4:01.9 3/14		
110 High Hurdles	Frisk 14.6 5/9	Reynolds 14.9 4/24		
400	VanWinkle 49.9 4/11	M. Driesner 50.7 4/14	D. Driesner 53.3 4/11	Wilkinson 53.7 3/28
100	Reynolds 11.0 4/24	Sherman 11.0 5/9	Frisk 11.5 4/11	VanWinkle 11.7 3/28
800	Otto 1:52.4 3/14	Pearson 1:55.3 4/24		
Intern Hurdles	Frisk 53.0 4/24	Smith 63.0 4/11		
200	Reynolds 22.2 4/24	Sherman 22.5 5/9	VanWinkle 23.3 3/28	Frisk 23.4 3/14
1600 Relay	Otto, Pearson, Frisk VanWinkle 3:21.9 4/24	Otto, M. Driesner, 3/25 VanWinkle, Frisk 3:23.2	Otto, M. Driesner, 3/12 VanWinkle, Frisk 3:25.0	Reynolds, M. Driesner 4/4 VanWinkle, Frisk 3:27.5
5000	15:51.6 Otto 3/14	16:58.0 Smiley 4/24		
10,000	Smiley 37:30.5 3/28			
Steeple Chase	Otto 9:23.5 4/11	Smiley 10:31 4/24		
Pole Vault	Heydel 13-6 5/9	Sherman 12-6 3/28		
High Jump	James 6-9 5/9	Barkdull 6-2 3/14	Reynolds 5-7 3/23 VanWinkle	
Long Jump	Reynolds 22½ 3/10	Barkdull 21-1½ 3/14	VanWinkle 20-5 3/23	
Triple Jump	Smith 44-½ 4/18	Wilkinson 39-5 4/4		
Shot	Curtis 41-7½ 4/4	Miller 38-4½ 4/18	Smith 34-7 3/7	
Discus	Huisenga 133-8 3/28	Curtis 131-8 4/4	Miller 131-4 4/24	
Javelin	James 160-7 4/24	Huisenga 154-10 4/18		
Hammer	Curtis 159-0 3/14	Smith 138-2 4/18	Huisenga 125-11 4/4	
Decathlon	Reynolds 5215 3/23-24	VanWinkle 5142 3/23-24		
Marathon	Winter 2:46:55 2/28			
Walk	Smiley 62:03.5 5/9			

BRUN TRACK
1981
Point Totals

	EOSC NNC			Linfield OCE, Pac.			Will. Dist.			Nat'l.	TOTAL
	U of P	L&C	OCE	PLU, Alum	Will.	Dist.	Nat'l.				
1. Barkdull, Brian	0	1	2	0	$\frac{1}{2}$	0					$3\frac{1}{2}$
2. Calley, Scott											
3. Curtis, Steve	10	6	13	7	6	10	0				52
4. Driesner, David	0	0	1	$2\frac{1}{2}$	1	-					$4\frac{1}{2}$
5. Driesner, Mark	$1\frac{3}{4}$	3	$4\frac{1}{2}$	$2\frac{1}{2}$	-	-					$11\frac{1}{2}$
6. Frisk, Rick	$11\frac{1}{2}$	$14\frac{1}{2}$	$16\frac{1}{2}$	7	$11\frac{1}{2}$	$23\frac{1}{2}$	0				$83\frac{3}{4}$
7. Heydel, Brent	3	3	5	1	3	6					21
8. Huisenga, Steve	1	0	5	1	1	0					8
9. James, Owen	7	5	8	6	6	10	0				42
10. Miller, Roger	0	0	0	0	3	0					3
11. Otto, Wendell	$8\frac{3}{4}$	8	$11\frac{1}{2}$	$7\frac{1}{2}$	10	$19\frac{1}{2}$	0				65
12. Pearson, Keith	2	4	8	$7\frac{1}{2}$	3	$7\frac{1}{2}$					32
13. Reynolds, Mark	$13\frac{1}{2}$	$11\frac{1}{2}$	$14\frac{1}{2}$	$10\frac{1}{2}$	$15\frac{1}{2}$	12					$76\frac{3}{4}$
14. Shervan, Ted	2	0	3	0	0	-					5
15. Sherman, Tim	$\frac{3}{4}$	ham	ham	ham	6	8					$14\frac{3}{4}$
16. Smiley, Duane	0	0	3	0	6	1					10
17. Smith, Nolan	3	$4\frac{1}{2}$	$7\frac{1}{2}$	$5\frac{1}{2}$	$4\frac{1}{2}$	0					$24\frac{1}{2}$
18. VanWinkle, Tom	$3\frac{1}{2}$	$7\frac{1}{2}$	$10\frac{1}{2}$	9	$6\frac{1}{2}$	$9\frac{1}{2}$					$45\frac{3}{4}$
19. Wilkinson, Dave	0	-	-	-	-	0					0
20. Winter, Jack						4					4

91-UoFP
67.5-GF
26.5-NNC
22-EOSC
2/4

67/96
L
2/2

113/45
112
Shown
W
1/2

69.5-Lin
67-GF
55-Alum
48.5-OCE
39-PLU
16-Pac
2/6

Dead Score
 $82\frac{1}{2}$
 $79\frac{1}{2}$
W
1/2
GF/Lin

140-L&C
122 $\frac{1}{2}$ -W
109-GFC
96-L
78-EOSC
63-NNC
61 $\frac{1}{2}$ -EOSC
33-WOSC
10-P

CULVER
NCWSA TRACK AND FIELD
LEADING PERFORMANCES
FINAL UPDATE
RESULTS RECEIVED BY APRIL 30, 1981

100 Meters

*Cathy Davis	EWU	11.9	4/18
*Jackie Jackson	GFC	12.05	4/4
*Marlene Dean	UPS	12.14	3/28
*Karen Osburn	BSU	12.18	4/18
*Al. Falkenberg	IDA	12.2	4/18
*Kristy Curley	EWU	12.25	4/18
*Antonnette Blythe	NNC	12.42	4/18
*Laurie Brock	EWU	12.5	4/4
*Sheri McCormick	CWU	12.5	4/11
*Julie Fitzgerald	EOSC	12.6	4/18
*Jacque Davis	GFC	12.6	4/18
*Val Dworak	BSU	12.64	4/11
*Susan Storck	EOSC	12.7	4/11
*Marianne Ball	SFU	12.7	4/18
*Barb Kockana	EWU	12.7	4/25

200 Meters

*Cathy Davis	EWU	24.6	4/18
*Al. Falkenberg	IDA	24.9	4/18
*Jackie Jackson	GFC	25.0	4/4
*Karen Osburn	BSU	25.14	4/18
*Marianne Ball	SFU	25.6	4/18
*Val Dworak	BSU	25.61	4/11
*Darla Hasselquist	BSU	25.8	4/4
*Marlene Dean	UPS	25.9	3/21
*Deborah Carter	SPU	26.0	4/16
*Laurie Brock	EWU	26.16	4/10
*Sheri McCormick	CWU	26.2	4/18
*Donna Curry	PLU	26.26	3/28
*Cheryl Roulrier	SPU	26.4	4/16
*Barb Kockana	EWU	26.4	4/25

400 Meters

*Al. Falkenberg	IDA	56.52	4/25
*Darla Hasselquist	BSU	56.69	4/11
*Cathy Davis	EWU	57.4	4/4
*Cheryl Roulrier	SPU	57.74	4/25
*Colleen Williams	IDA	57.85	4/18
*Kim Ward	IDA	57.9	3/28
*Deborah Carter	SPU	57.9	4/16
*Karma Osburn	BSU	58.52	3/7
*Bethany Ryals	WWU	58.9	4/11
*Karen Osburn	BSU	59.4	4/4

800 Meters

*Jody Aronson	BSU	2:13.5	4/4
*Helen Waterhouse	IDA	2:13.9	4/11
*Lauri Bannik	SPU	2:14.2	4/16
*LeeAnn Roloff	IDA	2:15.9	2/21
*Karen Rudd	SFU	2:17.5	4/4
*Jackie Miller	L&C	2:18.3	4/25
*Linda Robinson	WIL	2:19.4	4/25
*Sheryl Tuttle	SOSC	2:19.5	4/25
*Myra Kletke	EWU	2:19.6	4/4
*Cheryl Petrovich	WWU	2:20.4	4/4
*Carla Randall	WWU	2:18.2	4/16

800 Meters Cont.

*Monica Johnson	PLU	2:20.6	4/25
*Debbie Tri	PLU	2:20.7	4/25
*Krista Dong	PLU	2:20.7	4/25
*Ronda Burnett	EOSC	2:20.9	3/28
*Cathy Nash	WIL	2:20.9	4/11
*Darla Hasselquist	BSU	2:20.96	4/18
*Diana Dodds	BSU	2:21.09	4/18
*Kim Ward	IDA	2:21.2	2/21
*Laura Meyers	CWU	2:21.8	3/28

1500 Meters

*Patsy Sharples	IDA	4:31.6	4/11
*Jody Aronson	BSU	4:32.9	4/11
*Kathy Kenworthy	BSU	4:33.02	3/21
*Suzanne Tovrea	LIN	4:43.0	4/4
*LeeAnn Roloff	IDA	4:43.84	4/18
*Gail Volk	SPU	4:44.2	4/16
*Helen Waterhouse	IDA	4:44.3	4/4
*Laura Meyers	CWU	4:44.8	4/18
*Debbie Tri	PLU	4:48.2	4/4
*Jane Abbott	WWU	4:48.2	4/4
*Ann Jenk	PAC	4:48.61	4/18
*Ronda Burnett	EOSC	4:48.9	3/28
*Missi Nelson	SPU	4:50.0	4/4
*Jenny Ord	IDA	4:51.0	3/28
*Kathy Parnell	UPS	4:51.4	4/4
*Dana Betsch	WHIT	4:51.9	4/25

3000 Meters

*Patsy Sharples	IDA	9:33.9	3/14
*Kathy Kenworthy	BSU	9:58.49	3/28
*Gail Volk	SPU	10:03.0	3/14
*Ronda Burnett	EOSC	10:07.4	3/7
*Kristy Purdy	PLU	10:12.6	4/25
*Jody Aronson	BSU	10:14.87	4/18
*Jenny Ord	IDA	10:19.8	2/21
*Cindy Crow	BSU	10:22.88	3/28
*Debbie Tri	PLU	10:24.1	4/25
*Laura Meyers	CWU	10:26.7	3/14
*Connie Benson	SPU	10:30.5	3/14
*Sonia Blackstock	IDA	10:31.2	4/18
*Diane Johnson	PLU	10:31.5	4/4
*Williamson	CWU	10:37.1	4/4
*C. Christiansen	CWU	10:37.2	4/18
*Penny Messenger	IDA	10:40.3	2/21
*Shawna Lakin	PLU	10:44.0	4/25
*Carol Lewis	WHIT	10:44.4	4/18

5000 Meters

*Patsy Sharples	IDA	16:29.9	4/25
*Gail Volk	SPU	17:04.0	4/16
*Kristy Purdy	PLU	17:33.8	4/25
*Laura Meyers	CWU	17:45.4	4/25
*Jenny Ord	IDA	17:50.02	4/25
*Sonia Blackstock	IDA	17:59.5	3/28

5000 Meters Cont.

*Bridgett Cook	WOSC	18:05.0	4/25
*Ronda Burnett	EOSC	18:08.2	4/11
*Diane Johnson	WIL	18:08.6	4/11
*Angela French	UPS	18:11.5	4/25
*Cindy Crow	BSU	18:13.9	4/11
*Connie Benson	SPU	18:17.8	4/16
*Suzanne Tovrea	LIN	18:18.0	4/25
*Missi Nelson	SPU	18:32.6	4/16
*Shawna Lakin	PLU	18:43.6	4/25
*Becki Lathrop	WWU	18:46.0	4/16
*Cherry Gardner	BSU	18:46.88	3/21
*Carol Lewis	WHIT	18:51.0	3/21

10,000 Meters

Patsy Sharples	IDA	35:14.0	3/28
Gail Volk	SPU	35:28.0	2/28
Sonia Blackstock	IDA	36:40.5	4/25
Kristy Purdy	PLU	37:12.8	4/4
Cindy Crow	BSU	37:47.7	4/4
Connie Benson	SPU	37:49.3	3/21
Angela French	UPS	37:59.3	3/21
Kelly Warren	IDA	38:33.2	4/25
Diane Johnson	PLU	38:37.6	2/28
Carmen Aguirre	CWU	38:41.8	4/25

4x100 Relay (4x110y)

Boise State	48.2	4/18
Eastern Washington	48.5	4/4
Simon Frasier	48.91	4/25
Central Washington	49.5	4/25
George Fox	49.6	4/18
Eastern Oregon	50.1	4/18
Western Washington	50.4	4/16
Idaho	50.5	4/4
Southern Oregon	50.8	4/11
Northwest Nazarene	50.82	4/18

4x400 Relay (4x440y)

Idaho	3:53.1	2/21
Boise State	3:55.74y	3/21
Western Washington	3:56.4	4/16
Seattle Pacific	3:58.9	3/14
Willamette	4:06.9	4/11
George Fox	4:07.2y	4/25
Eastern Washington	4:07.6	3/28
University of Portland	4:09.9	4/18
Pacific Lutheran	4:11.0	3/14

4x800 Meter Relay

Idaho	9:04.2	4/25
Western Washington	9:23.19	4/25
Seattle Pacific	9:25.0	4/16
Portland	9:33.29	4/25
Eastern Washington	10:09.0	4/18
Southern Oregon	11:45.07	4/11

800 Meter Medley Relay

Eastern Washington	1:56.5	4/25
Northwest Nazarene	1:59.08	4/18
Rocky Mountain College	1:59.3	4/18
Eastern Montana	2:03.6	4/18

100 Meter Hurdles

*Kristy Curley	EWU	14.8	4/25
*Marianne Ball	SFU	14.9	3/14
*Colleen Williams	IDA	15.0	3/28
*Mary Crevelt	BSU	15.3	4/4
*Rhonda Day	SOSC	15.3	4/11
*Tami Read	SOSC	15.4	4/25
*Karen Maxwell	GFC	15.5	4/18
*Heather Jahr	PLU	15.53	3/28
*Wendy Malich	WWU	15.6	4/4
*Jackie Williams	GFC	15.6	4/18
*Rhonda James	IDA	15.7	4/11
*Donna Davidson	WWU	15.7	4/16
*Chris Grant	EWU	15.99	4/25
*Teri Meece	BSU	16.03	3/7
*Lynne Hogue	RMC	16.2	4/18

400 Meter Hurdles

*Colleen Williams	IDA	61.66	4/11
*Chris Grant	EWU	64.17	4/10
*Lisa Payne	IDA	64.2	4/18
*Diana Dodds	BSU	64.71	4/25
*Tami Read	SOSC	65.8	4/25
*Donna Davidson	WWU	65.8	4/16
*Wendy Malich	WWU	66.9	4/16
*Esme Jensen	L&C	66.9	4/25
*Judy Ray	SPU	66.98	4/25
*Karen Maxwell	GFC	67.0	4/25
*Jeanne Setera	SPU	67.1	3/14
*Diane Thompson	UPS	68.3	4/25
*Mary Crevelt	BSU	68.72	3/28
*Maureen Freitag	NNC	68.9	4/18

High Jump

*Kim Carroll	BSU	5'9"	4/4
*Julie Fitzgerald	EOSC	5'6"	3/28
*Lauri Lingel	WIL	5'5"	3/20
*Cathy Wilson	SPU	5'5"	4/16
*Cindy Stewart	BSU	5'4"	4/4
*Kristy Dees	WWU	5'4"	4/4
*A.M. Solomonson	SPU	5'3"	3/21
*Dina Von Han	WWU	5'3"	4/16
*Nancy Gregg	CWU	5'2"	2/28
*Kristin Frantsen	PLU	5'2"	3/28
*Kathy Winterbotham	SOSC	5'2"	4/4
*Wendy Lewis	RMC	5'2"	4/10
*Lynne Hogue	RMC	5'2"	4/3
*Dana Fish	IDA	5'2"	4/4
*Rhonda James	IDA	5'2"	4/18
*Mary Beth King	UPS	5'2"	4/25

Discus

*Jackie Degel	RMC	141'3"	4/18
*Karen Hansey	SPU	141'1½"	4/16
*Diane McAnulty	BSU	134'10"	4/18
*Andrea Heilman	PAC	132'1"	4/25
*Cathy Wilson	SPU	130'10½"	4/16
*Peggy Marshall	WHIT	129'4"	4/25
*Jill Palmquist	CWU	129'1"	4/25
*Lori Kessel	EMC	126'4"	4/25
*Ann Davis	WIL	125'11"	3/14
Carla Damiano	BSU	124'0"	4/11

Long Jump

*Laurie Flagg	WHIT	18'5½"	4/4
*Kristy Curley	EWU	18'2"	3/28
*Antonnette Blythe	NNC	17'11½"	4/11
*K. Brown	WMC	17'6"	4/25
*Marlene Dean	UPS	17'4"	3/28
*Heather Jahr	PLU	17'4"	4/11
*Cynthia Shepard	WOSC	17'3½"	4/18
*Susie Chaffee	PAC	17'3¼"	4/18
*Alice Pleasant	CWU	17'2"	4/11
Kelly Varney	WHIT	17'½"	3/28

Javelin

*Michell McGandles	SFU	148'7¾"	4/18
*Lorna Raabe	CWU	145'8½"	4/18
*Joan Williamson	WWU	141'1"	4/11
*Jodi Siddell	WOSC	131'1"	4/18
*Cathy Wilson	SPU	39.48 (129'6")	3/21
*Kathy Winterbotha	SOSC	39.45 (129'5")	3/14
*Shannon Joseph	SOSC	39.30 (128'11")	3/14
*Karen Jackson	NMC	127'9½"	4/25
*Kim Van De Brake	EWU	126'8"	4/18
*Heide Apedaile	EMC	126'7½"	4/7
*Vicki Utley	PAC	125'2"	3/28
*Ann Davis	WIL	124'9"	4/25
*Laurie Buskala	CWU	123'3½"	4/18
*Diane Fox	LIN	122'6"	3/14
*Jackie Martin	RMC	120'4"	4/10

Shot Put

*Jackie Degel	RMC	42'10½"	4/25
*Jill Palmquist	CWU	42'0"	4/25
*Karen Gurske	GFC	41'10"	4/25
*Cathy Wilson	SPU	40'9"	3/21
*Lisa Smith	EWU	39'10"	4/25
*Ann Davis	WIL	39'9½"	4/4
*Andrea Heilman	PAC	39'1"	4/18
*Nicki Luper	IDA	38'5"	3/28
*Sandra Vernon	RMC	38'5"	4/25
*Carla Damiano	BSU	38'3"	4/18

OUTDOOR
NCWSA TRACK AND FIELD
LEADING PERFORMANCES
RESULTS RECEIVED BY APRIL 15, 1981

100 Meters

*Jackie Jackson	GFC	12.05	4/4
*Marlene Dean	UPS	12.14	3/28
*Karen Osburn	BSU	12.26	4/11
*Cathy Davis	EWU	12.4	3/28
*Kristy Curley	EWU	12.4	4/4
*Laurie Brock	EWU	12.5	4/4
*Sheri McCormick	CWU	12.5	4/11
*Val Dworak	BSU	12.64	4/11
*Susan Storck	EOSC	12.7	4/11
*Julie Fitzgerald	EOSC	12.7	4/11

200 Meters

*Jackie Jackson	GFC	25.0	4/4
*Val Dworak	BSU	25.61	4/11
*Darla Hasselquist	BSU	25.8	4/4
*Karen Osburn	BSU	25.89	3/21
*Marlene Dean	UPS	25.9	3/21
*Lauri Brock	EWU	26.16	4/10
*Donna Curry	PLU	26.26	3/28
Sheri McCormick	CWU	26.5	4/11
Teri Marrazzo	EWU	26.6	4/4
Jackie Davis	GFC	26.66	4/4

400 Meters

*Darla Hasselquist	BSU	56.69	4/11
*Al. Falkenberg	IDA	56.99	4/11
*Cathy Davis	EWU	57.4	4/4
*Kim Ward	IDA	57.9	3/28
*Karma Osburn	BSU	58.52	3/7
*Deborah Carter	SPU	58.91	3/21
Chris Grant	EWU	59.53	4/10
Sheri McCormick	CWU	59.9	4/4
Evelyn Boettger	IDA	60.00	2/7
Corinna Lee	SFU	60.00	4/4

800 Meters

*Jody Aronson	BSU	2:13.5	4/4
*Helen Waterhouse	IDA	2:13.9	4/11
*Lauri Bannik	SPU	2:14.4	4/4
*LeeAnn Roloff	IDA	2:15.9	2/21
*Karen Rudd	SFU	2:17.5	4/4
*Myra Kletke	EWU	2:19.6	4/4
*Cheryl Petrovich	WWU	2:20.4	4/4
*Ronda Burnett	EOSC	2:20.9	3/28
*Cathy Nash	WIL	2:20.9	4/11
*Kim Ward	IDA	2:21.2	2/21
*Jackie Miller	L&C	2:21.2	4/11
*Sheryl Tuttle	SOSC	2:21.52	4/4
*Laura Meyers	CWU	2:21.8	3/28

1500 Meters

*Patsy Sharples	IDA	4:31.6	4/11
*Jody Aronson	BSU	4:32.9	4/11
*Kathy Kenworthy	BSU	4:33.02	3/21
*Suzanne Tovrea	LIN	4:43.0	4/4
*Helen Waterhouse	IDA	4:44.3	4/4

1500 Meters Cont.

*Debbie Tri	PLU	4:48.2	4/4
*Jane Abbott	WWU	4:48.2	4/4
*LeeAnn Roloff	IDA	4:48.68	2/7
*Ronda Burnett	EOSC	4:48.9	3/28
*Missi Nelson	SPU	4:50.0	4/4
*Laura Meyers	CWU	4:50.5	3/20
*Jenny Ord	IDA	4:51.0	3/28
*Kathy Parnell	UPS	4:51.4	4/4
*Ann Jenk	UP	4:52.9	3/28

3000 Meters

*Patsy Sharples	IDA	9:33.9	3/14
*Kathy Kenworthy	BSU	9:58.49	3/28
*Gail Volk	SPU	10:03.0	3/4
*Ronda Burnett	EOSC	10:07.4	3/7
*Jenny Ord	IDA	10:19.8	2/21
*Kristy Purdy	PLU	10:22.4	3/14
*Cindy Crow	BSU	10:22.88	3/28
*Laura Meyers	CWU	10:26.7	3/14
*Connie Benson	SPU	10:30.5	3/14
*Diane Johnson	PLU	10:31.5	4/4
*Williamson	CWU	10:37.1	4/4
*Sonia Blackstock	IDA	10:38.0	4/11
*Penny Messenger	IDA	10:40.3	2/21

5000 Meters

*Gail Volk	SPU	17:15.0	3/21
*Kristy Purdy	PLU	17:43.9	3/21
*Sonia Blackstock	IDA	17:59.5	3/28
*Ronda Burnett	EOSC	18:08.2	4/11
*Diane Johnson	WIL	18:08.6	4/11
*Cindy Crow	BSU	18:13.9	4/11
*Jenny Ord	IDA	18:16.1	4/4
*Laura Meyers	CWU	18:19.8	4/11
*Angela French	UPS	18:24.8	2/28
*Cherry Gardner	BSU	18:46.88	3/21
*Shauna Lakin	PLU	18:47.0	4/11
*Carol Lewis	WHIT	18:51.0	3/21

10,000 Meters

Patsy Sharples	IDA	35:14.0	3/28
Gail Volk	SPU	35:28.0	2/28
Kristy Purdy	PLU	37:12.8	4/4
Sonia Blackstock	IDA	37:40.1	4/4
Cindy Crow	BSU	37:47.7	4/4
Connie Benson	SPU	37:49.3	3/21
Angela French	UPS	37:59.3	3/21
Diane Johnson	PLU	38:37.6	2/28
Suzanne Tovrea	LIN	39:42.0	3/21
Kelly Warren	IDA	39:44.6	3/28

4x100 Relay (4x110y)

Eastern Washington	48.5	4/4
Boise State	48.5y	3/7
Simon Frasier	49.5	3/14
George Fox	50.0	3/14
Eastern Oregon	50.4	3/28

4x100 Relay Cont.

Idaho	50.5	4/4
Seattle Pacific	51.01	3/21
Willamette	51.5	4/11
Southern Oregon	51.7	3/14
Western Washington	51.8	4/4

4x400 Relay (4x440y)

Idaho	3:53.1	2/21
Boise State	3:55.74y	3/21
Seattle Pacific	3:58.9	3/14
Western Washington	4:01.6	3/21
Willamette	4:06.9y	4/11
George Fox	4:07.3	3/14
Eastern Washington	4:07.6	3/28
Pacific Lutheran	4:11.0	3/14

100 Meter Hurdles

*Kristy Curley	EWU	14.88	4/10
*Marianne Ball	SFU	14.9	3/14
*Colleen Williams	IDA	15.0	3/28
*Mary Crevelt	BSU	15.3	4/4
*Heather Jahr	PLU	15.53	3/28
*Rhonda Day	SOSC	15.6	4/4
*Wendy Malich	WWU	15.6	4/4
*Karen Maxwell	GFC	15.7	4/4
*Rhonda James	IDA	15.7	4/11
*Donna Davidson	WWU	15.8	4/4
*Tami Read	SOSC	15.9	4/4
*Jackie Williams	GFC	15.9	4/4
*Teri Meece	BSU	16.03	3/7
*Chris Grant	EWU	16.2	3/28

400 Meter Hurdles

*Colleen Williams	IDA	61.66	4/11
*Chris Grant	EWU	64.17	4/10
*Lisa Payne	IDA	64.9	4/11
*Diana Dodds	BSU	65.01	4/11
*Donna Davidson	WWU	66.4	4/4
*Jeanne Setera	SPU	67.1	3/14
*Esme Jensen	L&C	67.5	3/14
*Judy Ray	SPU	67.72	3/21
*Tami Read	SOSC	67.92	4/4
*Mary Crevelt	BSU	68.72	3/28
*Karen Maxwell	GFC	69.0	4/4

High Jump

*Kim Carroll	BSU	5'9"	4/4
*Julie Fitzgerald	EOSC	5'6"	3/28
*Lauri Lingel	WIL	5'5"	3/20
*Cindy Stewart	BSU	5'4"	4/4
*Kristy Dees	WWU	5'4"	4/4
*A.M. Solomonson	SPU	5'3"	3/21
*Nancy Gregg	CWU	5'2"	2/28
*Kristin Frantsen	PLU	5'2"	3/28
*Kathy Winterbotham	SOSC	5'2"	4/4
*Tomi Hamner	SFU	5'2"	4/4
*Dina Von Hahn	WWU	5'2"	4/4
*Wendy Lewis	RMC	5'2"	4/10
*L. Hogue	RMC	5'2"	4/3
*Dana Fish	IDA	5'2"	4/4

Javelin

*Lorna Raabe	CWU	40.64	(133'4")	4/4
*Cathy Wilson	SPU	39.48	(129'6")	3/21
*Kathy Winterbotham	SOSC	39.45	(129'5")	3/14
*Shannon Joseph	SOSC	39.30	(128'11")	3/14
*Joan Williamson	WWU	127'9"		3/21
*H. Apedaile	EMC	126'7½"		4/7
*Vicki Utley	UP	125'2"		3/28
*Kim Van De Brake	EWU	125'2"		4/10
*Michelle McCandles	SFU	122'8"		4/4
*Diane Fox	LIN	122'6"		3/14
*Laurie Buskala	CWU	37.10	(121'8½")	4/4
*Jackie Martin	RMC	120'4"		4/10
*Jodi Siddell	OCE	120'2"		4/3

Discus

*Jackie Dagel	RMC	139'1"		4/10
*Diane McNulty	BSU	133'7"		4/4
*Karen Hunsey	SPU	133'2"		4/4
*Andrea Heilman	PU	129'0"		3/14
*Peggy Marshall	WHIT	127'2"		4/4
*Ann Davis	WIL	125'11"		3/14
Jill Palmquist	CWU	121'11"		3/28
E. Skurdahl	RMC	118'0"		4/3
Joy Czmowski	SOSC	116'11"		4/4
Carla Damiano	BSU	115'10"		3/28

Long Jump

*Laurie Flagg	WHIT	18'5½"		4/4
*Kristy Curley	EWU	18'2"		3/28
*Marlene Dean	UPS	17'4"		3/28
*Heather Jahr	PLU	17'4"		4/11
*Alice Pleasant	CWU	17'2"		4/11
Antonnette Blythe	NNC	17'13/4"		3/28
Cynthia Shepard	OCE	17' 1½"		4/11
Kelly Varney	EOSC	17'½"		3/28
Jacquie Williams	GFC	16'113/4"		3/28
Wendy Schwarz	BSU	16'93/4"		4/11

Shot Put

*Jackie Dagel	RMC	42'9½"		1/30
*Karen Gurske	GFC	12.67	(41'7")	4/4
*Cathy Wilson	SPU	12.42	(40'9")	3/21
*Jill Palmquist	CWU	39'11½"		3/7
*Ann Davis	WIL	39'9½"		4/4
*Lisa Smith	EWU	39'2¼"		4/10
*Andrea Heilman	PU	38'5"		3/28
*Nicki Luper	IDA	38'5"		3/28
Sandra Vernon	RMC	37'3"		4/3
Joy Czmowski	SOSC	11.28	(37'0")	4/4

OUTDOOR
NCWSA TRACK AND FIELD
LEADING PERFORMANCES
RESULTS RECEIVED BY APRIL 9, 1981

100 Meters			
*Jackie Jackson	GFC	12.05	4/4
*Marlene Dean	UPS	12.14	3/28
*Karen Osburn	BSU	12.3	3/21
*Cathy Davis	EWU	12.4	3/28
*Kristy Curley	EWU	12.4	4/4
*Laurie Brock	EWU	12.5	4/4
*Val Dworak	BSU	12.75	3/21
Jackie Davis	GFC	12.8	4/4
Julie Fitzgerald	EOSC	12.8	4/4
*Antonette Blythe	NNC	12.90	4/4
Jackie Williams	GFC	12.9	4/4

200 Meters			
*Jackie Jackson	GFC	25.0	4/4
*Darla Hasselquist	BSU	25.8	4/4
*Karen Osburn	BSU	25.89	3/21
*Marlene Dean	UPS	25.9	3/21
*Val Dworak	BSU	26.05	3/7
*Donna Curry	PLU	26.26	3/28
Teri Marrazzo	EWU	26.6	4/4
Jackie Davis	GFC	26.66	4/4
Julie Fitzgerald	EOSC	26.8	4/4
Sheri McCormick	CWU	26.9	2/28
Corinna Lee	SFU	26.9	4/4

400 Meters			
*Darla Hasselquist	BSU	56.9	4/4
*Cathy Davis	EWU	57.4	4/4
*Al. Falkenberg	IDA	57.4	4/4
*Kim Ward	IDA	57.9	3/28
*Karma Osburn	BSU	58.52	3/7
*Deborah Carter	SPU	58.91	3/21
Sheri McCormick	CWU	59.9	4/4
Evelyn Boettger	IDA	60.00	2/7
Corinna Lee	SFU	60.00	4/4
Rosie Simpson	WWU	60.1	4/4

800 Meters			
*Lauri Bannik	SPU	2:14.4	4/4
*Jody Aronson	BSU	2:13.5	4/4
*LeeAnn Roloff	IDA	2:15.9	2/21
*Karen Rudd	SFU	2:17.5	4/4
*Myra Kletke	EWU	2:19.6	4/4
*Cheryl Petrovich	WWU	2:20.4	4/4
*Ronda Burnett	EOSC	2:20.9	3/28
*Kim Ward	IDA	2:21.2	2/21
*Sheryl Tuttle	SOSC	2:21.52	4/4
*Laura Meyers	CWU	2:21.8	3/28

1500 Meters			
*Kathy Kenworthy	BSU	4:33.02	3/21
*Patsy Sharples	IDA	4:36.19	2/7
*Jody Aronson	BSU	4:36.49	3/28
*Helen Waterhouse	IDA	4:44.3	4/4
*Debbie Tri	PLU	4:48.2	4/4

1500 Meters Cont.			
*Jane Abbott	WWU	4:48.2	4/4
*LeeAnn Roloff	IDA	4:48.68	2/7
*Ronda Burnett	EOSC	4:48.9	3/28
*Missi Nelson	SPU	4:50.0	4/4
*Laura Meyers	CWU	4:50.5	3/20
*Jenny Ord	IDA	4:51	3/28
*Kathy Parnell	UPS	4:51.4	4/4
*Ann Jenk	UP	4:52.9	3/28

3000 Meters			
*Patsy Sharples	IDA	9:33.9	3/14
*Kathy Kenworthy	BSU	9:58.49	3/28
*Gail Volk	SPU	10:03	3/14
*Ronda Burnett	EOSC	10:07.4	3/7
*Jenny Ord	IDA	10:19.8	2/21
*Kristy Purdy	PLU	10:22.4	3/14
*Cindy Crow	BSU	10:22.88	3/28
*Laura Meyers	CWU	10:26.7	3/14
*Connie Benson	SPU	10:30.5	3/14
*Diane Johnson	PLU	10:31.5	4/4
*Williamson	CWU	10:37.1	4/4
*Penny Messenger	IDA	10:40.3	2/21

5000 Meters			
*Gail Volk	SPU	17:15	3/21
*Kristy Purdy	PLU	17:43.9	3/21
*Sonia Blackstock	IDA	17:59.5	3/28
*Jenny Ord	IDA	18:16.1	4/4
*Angela French	UPS	18:24.8	2/28
*Cindy Crow	BSU	18:26.97	3/21
*Cherry Gardner	BSU	18:46.88	3/21
*Carol Lewis	WHIT	18:51	3/21
Becky Lathrop	WWU	19:10.9	3/21
Shauna Lakin	PLU	19:14.1	3/21

10,000 Meters			
Patsy Sharples	IDA	35:14	3/28
Gail Volk	SPU	35:28	2/28
Kristy Purdy	PLU	37:12.8	4/4
Sonia Blackstock	IDA	37:40.1	4/4
Cindy Crow	BSU	37:47.7	4/4
Connie Benson	SPU	37:49.3	3/21
Angela French	UPS	37:59.3	3/21
Diane Johnson	PLU	38:37.6	2/28
Suzanne Tovrea	LIN	39:42	3/21
Kelly Warren	IDA	39:44.6	3/28

4x100 Relay (4x110y)			
Eastern Washington		48.5	4/4
Boise State		48.6y	3/7
Simon Frasier		49.5	3/14
George Fox		50.0	3/14
Eastern Oregon St. Coll.		50.4	3/28
Idaho		50.5	4/4
Seattle Pacific		51.01	3/21
Southern Oregon		51.7	3/14
Western Washington		51.8	4/4
Central Washington		52.3	3/14

4x400 Relay (4x440y)

Idaho	3:53.1	2/21
Boise State	3:55.74y	3/21
Seattle Pacific	3:58.9	3/14
Western Washington	4:01.6	3/21
George Fox	4:07.3	3/14
Eastern Washington	4:07.6	3/28
Willamette	4:07.9y	3/14
Pacific Lutheran	4:11	4/14

100 Meter Hurdles

*Kristy Curley	EWU	14.9	4/4
*Marianne Ball	SFU	14.9	3/14
*Colleen Williams	IDA	15.0	3/28
*Mary Crevelt	BSU	15.3	4/4
*Heather Jahr	PLU	15.53	3/28
*Rhonda Day	SOSC	15.6	4/4
*Wendy Malich	WWU	15.6	4/4
*Karen Maxwell	GFC	15.7	4/4
*Donna Davidson	WWU	15.8	4/4
*Rhonda James	IDA	15.9	3/28
*Tami Read	SOSC	15.9	4/4
*Jackie Williams	GFC	15.9	4/4
*Teri Meece	BSU	16.03	3/7
*Chris Grant	EWU	16.2	3/28

400 Meter Hurdles

*Colleen Williams	IDA	63.8	3/28
*Chris Grant	EWU	65.0	4/4
*Diana Dodds	BSU	65.58	3/28
*Donna Davidson	WWU	66.4	4/4
*Jeanne Setera	SPU	67.1	3/14
*Judy Ray	SPU	67.72	3/21
*Tami Read	SOSC	67.92	4/4
*Mary Crevelt	BSU	68.72	3/28
*Karen Maxwell	GFC	69.0	4/4
Sheila Hall	EWU	69.6	4/4

High Jump

*Kim Carroll	BSU	5'9"	4/4
*Julie Fitzgerald	EOSC	5'6"	3/28
*Cindy Stewart	BSU	5'4"	4/4
*Kristy Dees	WWU	5'4"	4/4
*Anna Marie Solomonson	BSU	5'3"	3/21
*Nancy Gregg	CWU	5'2"	2/28
*Kristin Frantsen	PLU	5'2"	3/28
*Kathy Winterbotham	SOSC	5'2"	4/4
*Tomi Hamner	SFU	5'2"	4/4
*Dina Von Hahn	WWU	5'2"	4/4

Javelin

*Lorna Raabe	CWU	40.64(133'4")	4/4
*Cathy Wilson	SPU	39.48(129'6")	3/21
*Kathy Winterbotham	SOSC	39.45(129'5")	3/14
*Shannon Joseph	SOSC	39.30(128'11")	3/14
*Joan Williamson	WWU	127'9"	3/21
*Vicki Utley	UP	125'2"	3/28
*Kim Van De Brake	EWU	124'11"	3/28

Javelin Cont.

*Michelle McCandless	SFU	122'8"	4/4
*Laurie Buskala	CWU	37.10 (121'8½")	4/4
Jeannie McCarthy	EWU	117'7"	3/4

Shot Put

*Jackie Degel	RMC	42'9½"	1/4
*Karen Gurske	GFC	12.67 (41'7")	4/4
*Cathy Wilson	SPU	12.42 (40'9")	3/2
*Jill Palmquist	CWU	39'11½"	3/7
*Andrea Heilman	PU	38'5"	3/2
*Nicki Luper	IDA	38'5"	3/2
*Ann Davis	WIL	38'3"	3/1
Joy Czmowski	SOSC	11.28 (37'0")	4/4
Karen Hunsey	SPU	36'9½"	4/4
Crocker	L&C	36'1"	4/4

Discus

*Diane McAnulty	BSU	133'7"	4/4
*Karen Hunsey	SPU	133'2"	4/4
*Andrea Heilman	PU	127'8½"	3/2
*Peggy Marshall	WHIT	127'2"	4/4
*Ann Davis	WIL	125'11"	3/1
Jill Palmquist	CWU	121'11"	3/2
Joy Czmowski	SOSC	116'11"	4/4
Carla Damiano	BSU	115'10"	3/2
Shannon Joseph	SOSC	113'9"	3/1
Karen Gurske	GFC	112'8"	3/2

Long Jump

*Laurie Flagg	WHIT	18'5½"	4/4
*Kristy Curley	EWU	18'2"	3/2
*Marlene Dean	UPS	17'4"	2/2
Antonnette Blythe	NNC	17'13/4"	3/2
Alice Pleasant	CWU	17'1"	2/2
Kelly Varney	EOSC	17'½"	3/2
Jacquie Williams	GFC	16'113/4"	3/2
Cynthia Shepard	OCE	16'11¼"	3/1
Kim Ward	IDA	16'9"	2/7
Joyce Taylor	BSU	16'7"	3/7

- 1.) All results received on Thursday or later will appear on the following week's list.
- 2.) Please send a copy of complete meet results, not just a list of your athletes' performances. If an athlete achieves a qualifying mark but does not appear on official results, send us a copy of the regional qualifying card properly completed.
- 3.) Underline regional qualifying marks only, not meet records, non-qualifying marks, etc.
- 4.) Send results to Roger Norris, PEB 203, University of Idaho, Moscow, Idaho 83843. Results sent to other addresses or other people will be delayed or lost.
- 5.) Please record hand times in tenths of seconds only. Only F.A.T.'s should be recorded in hundredths.

OUTDOOR
NCWSA TRACK AND FIELD
LEADING PERFORMANCES
MARCH 27, 1981

<u>100 Meters</u>			
*Karen Osburn	BSU	12.30	3/21
*Marlene Dean	UPS	12.5	3/21
*Val Dworak	BSU	12.75	3/21
Donna Curry	PLU	13.0	2/28
Vicki Chavez	SOSC	13.0	3/14
Lauri Dominaski	WWU	13.0	3/21
Elisa Undodell	SPU	13.4	2/28
Kay Archer	WWU	13.4	3/21
Susie Holliday	OCE	13.5	3/14
Denise Riley	SPU	13.6	2/28

<u>200 Meters</u>			
*Karen Osburn	BSU	25.89	3/21
*Marlene Dean	UPS	25.9	3/21
*Val Dworak	BSU	26.05	3/7
Sheri McCormick	CWU	26.9	2/28
Alice Pleasant	CWU	27.0	2/28
Donna Curry	PLU	27.16	3/21
Cheryl Boulrier	SPU	27.4	2/28
Lisa Sweo	WIL	27.5	3/14
Sandy Schaefer	IDA	27.9	2/7
Joyce Taylor	BSU	28.3	3/7

<u>400 Meters</u>			
*Darla Hasselquist	BSU	58.26	3/21
*Karma Osburn	BSU	58.52	3/7
*Deborah Carter	SPU	58.91	3/21
Evelyn Boettger	IDA	60.00	2/7
Diana Dodds	BSU	60.41	3/7
Anna Damiano	BSU	61.48	3/7
Dawn Graham	WWU	61.5	3/21
Carla Randal	WWU	61.7	3/21
Bethany Ryals	WWU	61.7	3/21
Janis Swanson	WWU	62.9	3/21

<u>800 Meters</u>			
*Lauri Bannik	SPU	2:15.8	3/21
*LeeAnn Roloff	IDA	2:15.9	2/21
*Jody Aronson	BSU	2:19.68	3/21
*Kim Ward	IDA	2:21.2	2/21
Cheryl Patrovich	WWU	2:22.9	3/21
Liv Jonassen	WWU	2:23.1	3/21
Shirley Bates	SPU	2:24.28	3/21
Laura Meyers	CWU	2:24.5	2/28
Judy Smith	BSU	2:25.12	3/21
Jane Abbott	WWU	2:26.6	3/21

<u>1500 Meters</u>			
*Kathy Kenworthy	BSU	4:33.02	3/21
*Patsy Sharples	IDA	4:36.19	2/7
*Jody Aronson	BSU	4:42.6	3/21
*LeeAnn Roloff	IDA	4:48.68	2/7
*Debbie Tri	PLU	4:50.22	3/21

<u>1500 Meters Cont.</u>			
*Jane Abbott	WWU	4:50.8	3/21
*Laura Meyers	CWU	4:51.2	2/21
*Missi Nelson	SPU	4:52.40	3/21
Kathy Parnell	UPS	4:54.1	3/21
Robin McMicken	IDA	4:56.8	2/7

<u>3000 Meters</u>			
*Patsy Sharples	IDA	9:33.9	3/14
*Gail Volk	SPU	10:03	3/14
*Kathy Kenworthy	BSU	10:10.12	3/21
*Jenny Ord	IDA	10:19.8	2/21
*Kristy Purdy	PLU	10:22.4	3/14
*Laura Meyers	CWU	10:26.7	3/14
*Connie Benson	SPU	10:30.5	3/14
*Penny Messenger	IDA	10:40.3	2/21
*Diane Johnson	PLU	10:45	3/14
Bridget Cook	SOSC	10:47.9	3/14

<u>5000 Meters</u>			
*Gail Volk	SPU	17:15	3/21
*Kristy Purdy	PLU	17:43.9	3/21
*Angela French	UPS	18:24.8	2/28
*Cindy Crow	BSU	18:26.97	3/21
*Cherry Gardner	BSU	18:46.88	3/21
*Carol Lewis	WHIT	18:51	3/21
Becky Lathrop	WWU	19:10.9	3/21
Shauna Lakin	PLU	19:14.1	3/21
Lynn Baudin	WWU	19:15	3/21
Carolyn Hays	PLU	19:21	2/28

<u>10,000 Meters</u>			
Gail Volk	SPU	35:28	2/28
Connie Benson	SPU	37:49.3	3/21
Angela French	UPS	37:59.3	3/21
Diane Johnson	PLU	38:37.6	2/28
Suzanne Tovrea	LIN	39:42	3/21
Mary Branson	PLU	49:03	3/21

<u>4x100 Relay (4x110y)</u>			
Boise State		48.6(y)	3/7
Simon Frasier		49.5	3/14
George Fox		50.0	3/14
Seattle Pacific		51.01	3/21
Southern Oregon		51.7	3/14
Western Washing.		51.9	3/21
Central Washing.		52.3	3/14
Willamette		52.8(y)	3/14
Oregon College of Education		53.08	4/14

4x400 Relay (4x440y)

Idaho	3:53.1	2/21
Boise State	3:55.74(y)	3/21
Seattle Pacific	3:58.9	3/14
Western Washing.	4:01.6	3/21
George Fox	4:07.3	3/14
Willamette	4:07.9(y)	3/14
Pacific Luthern	4:11	3/14

100 Meter Hurdles

*Marianne Ball	SFU	14.9	3/14
*Mary Crevelt	BSU	15.88	3/21
*Donna Davidson	WWU	16.0	3/21
*Teri Meece	BSU	16.03	3/7
Cynthia Shepard	OCE	16.3	3/14
Wendy Malich	WWU	16.3	3/21
Tami Read	SOSC	16.58	3/14
Heather Jahr	PLU	16.7	3/21
Cathy Wilson	SPU	16.8	2/28
Joyce Taylor	BSU	17.1	3/7

400 Meter Hurdles

*Donna Davidson	WWU	66.9	3/14
*Jeanne Setera	SPU	67.1	3/14
*Diana Dodds	BSU	67.16	3/21
*Judy Ray	SPU	67.72	3/21
*Tami Read	SOSC	68.1	3/14
Mary Crevelt	BSU	69.53	3/21
Debbie Ocken	WWU	69.9	3/21
Teri Meece	BSU	70.47	3/7
Diana Thompson	UPS	76.6	2/28
Carol Temple	SOSC	83.7	3/14

High Jump

*Kim Carroll	BSU	5'6"	3/21
*Anna Marie Solomonson	SPU	1.60(5'3"	3/21
*Nancy Gregg	CWU	5'2"	2/28
*Cindy Stewart	BSU	5'2"	3/7
*Kristy Dees	WWU	5'2"	3/21
Erin Toole	IDA	5'0"	2/7
Wendy Lewis	RMC	5'0"	1/31
Rhonda James	IDA	5'0"	3/8
Laurie Lingel	WIL	5'0"	3/14
Nina Mendenhal	SOSC	5'0"	3/14
Kristin Frantsen	PLU	5'0"	3/14

Javelin

*Cathy Wilson	SPU	39.48(129'6")	3/21
*Cathy Winterbotham	SOSC	39.45(129'5")	3/14
*Shannon Joseph	SOSC	39.30(128'11")	3/14
*Joan Williamson	WWU	127'9"	3/21
Ann Davis	WIL	113'5"	3/14

Javlin Cont.

Anna Marie	SPU	104'5"	3/21
Solomonson	CWU	88'8"	2/28
Jill Palmquist	PLU	79'6"	2/28

Shot Put

*Jackie Degel	RMC	42'9.5"	1/30
*Cathy Wilson	SPU	12.42(40'9")	3/21
*Ann Davis	WIL	38'3 $\frac{1}{4}$ "	3/14
Joy Czmowski	SOSC	11.05(36'3")	3/14
Jill Palmquist	CWU	36'0"	2/28
Sheryl Ward	OCE	10.63(34'10.5")	3/14
Diane Mcanulty	BSU	10.63(34'10.5")	1/3
Karen Hunsey	SPU	34'0"	2/28
Nicki Luper	IDA	33'11"	2/7
Dawn Kvernenes	PLU	33'7 $\frac{1}{2}$ "	3/21

Discus

*Karen Hunsey	SPU	127'7.5"	2/28
*Ann Davis	WIL	125'11"	3/14
Diane McAnulty	BSU	124'0"	3/7
Shannon Joseph	SOSC	113'9"	3/14
Jill Palmquist	CWU	111'11"	2/28
Joy Czmowski	SOSC	106'7 $\frac{1}{2}$ "	3/14
Theresa Hulus	OCE	105'9 $\frac{1}{2}$ "	3/14
Stacy Howe	UPS	102'10"	3/21
Karen Hefferman	WWU	100'1"	3/21

Long Jump

*Flagg	WHIT	17'7"	3/21
*Marlene Dean	UPS	17'4"	2/28
Alice Pleasant	CWU	17'1"	2/28
Cynthia Shepard	OCE	16'11 $\frac{1}{4}$ "	3/14
Kim Ward	IDA	16'9"	2/7
Joyce Taylor	BSU	16'7"	3/7
Denise Steele	CWU	16'4.5"	2/28
Tami Read	SOSC	16'4.5"	3/14
Wendy Schwarz	BSU	16'33/4"	3/7
Wendy Malich	WWU	16'3 $\frac{1}{2}$ "	3/21

Performances through 3/15/80

NCWSA TRACK & FIELD

Leading Performances

*Randy -
do this my copy?
Mayer*

100 METERS

*Connie Taylor	BSU	12.2	3/1
*Val Dworak	BSU	12.3	3/1
*Karen Osburn	BSU	12.4	3/1
*Jamie Day	EWU	11.6yi	3/1
*Sheri McCormick	CWU	12.7	3/1
*Kelly Morgan	BSU	12.8	3/1
Jacque Davis	GFC	13.0	3/15
Connie Wishart	Lin	13.5	3/1
Paula Stewart	WU	13.5	3/15
Sherrie Gott	LC	13.5	3/1
Shari Potter	CWU	13.6	3/1

800 METERS

Nancy Fredricks	LC	2:25.4y	3/1
LeeAnn Roleff	UI	2:24.4i	2/16
Suzanne Tourea	Lin	2:26.0y	3/1
Marie DeHart	OCE	2:26.3y	3/1
Cydie Beale	LC	2:27.1y	3/1
Cindy Henry	UPS	2:26.1	3/1
Cheryl Hoff	WW	2:27.4	2/16
Monica Johnson	PLU	2:27.5	3/1

200 METERS

*Val Dworak	BSU	25.4	3/1
*Shavon Dennis	GFC	25.7	3/15
Karen Osburn	BSU	26.6	3/1
Beeki Koon	UI	26.6i	2/16
Darla Hasselquist	BSU	26.7	3/1
Kim Ward	UI	26.7i	2/16
Joyce Taylor	BSU	26.8i	2/16
Cathy Davis	EWU	26.9i	2/16
Cindy Kauzlarie	UPS	26.9	3/1
Jana Olson	PLU	26.9	3/1
Jacque Davis	GFC	27.2	3/15
Julie Heiden	PLU	27.3	3/1
Kelly Morgan	BSU	27.3	3/1

1500 METERS

*Patsy Sharples	UI	4:32.5i	2/9
*Cathy Torens	EWU	4:49.6i	2/9
Myers	CWU	4:55.6	3/15
Suzanne Tourea	Lin	4:56.3	3/1
Jan Miliek	SPU	4:57.0	3/15
Christi Colburn	WU	4:57.1	3/15
Eileen McDougal	GFC	4:59.3	3/15
Jane Abbott	WWU	5:00.0	3/15
Erwin	SPU	5:02.6	3/15
Cindy Peter	UPS	5:03.0	3/15
Debbie Tri	PLU	5:04.0	3/1

400 METERS

Ann Damiano	BSU	60.2	3/15
Karma Osburn	BSU	60.5i	2/16
Shavon Dennis	GFC	61.2	3/15
Carolyn Gore	Lin	61.3	3/1
Darla Hasselquist	BSU	61.5	3/15
Brenda Allenbaugh	CWU	62.7	3/1
Marie DeHart	OCE	62.8	3/1
Nancy Nilson	CWU	63.8	3/1

3000 METERS

*Patsy Sharples	UI	9:43.4i	2/9
*Ronda Barnett	EOSC	10:31.1	3/8
Angie French	UPS	10:44.0	3/15
Lisa Riddel	WWU	10:44.3	3/15
Sonia Blackstock	UI	10:47.0i	2/16
McLean	SPU	10:51.1	3/15
Janet Pearson	WWU	10:52.6	3/15
Dixie Reimer	WW	11:01.8	3/8
Christi Colburn	WU	11:20.0	3/15
Jeri Watson	CWU	11:07.0	3/15

JAVELIN

*Ann Davis	WU	131-5	3/1
Lorna Raabe	CWU	124-10	3/15
Suzie Devore	PU	118-1	3/1
Sue Laughlin	OCE	115-3	3/1
Kathy Peterson	NNC	112-4	3/1
Mary English	Lin	107-7	3/1
Theresa Church	WU	101-5	3/15
Linda Ashburn	CWU	101-3½	3/15

400 METER RELAY

GFC	49.74e	3/8
BSU	50.0y	3/15
CWU	50.3	3/15
SPU	51.3	3/15
WWU	51.4	3/15
WU	52.8	3/15
PLU	53.2	3/15
NNC	53.5	3/8
Linfield	53.9y	3/1
UPS	53.9	3/15

DISCUS

*Cathy Wilson	SPU	144-2	3/15
*Cindy Pottle	CWU	140-10	3/15
*Ann Davis	WU	126-2	3/1
Diane McNulty	BSU	121-2	3/1
Janet Bronson	LC	117-0	3/1
Theresa Church	WU	111-5	3/15
Kathy Peterson	NNC	99-3½	3/15

1600 METER RELAY

GFC	4:06.13e	3/8
WWU	4:12.9	3/15
CWU	4:13.4	3/1
Linfield	4:14.19e	3/8
SPU	4:14.5	3/15
WU	4:17.13e	3/8
LC	4:17.15e	3/8
PLU	4:18.8	3/15
BSU	4:18.8y	3/1

LONG JUMP

*Laurie Flagg	Lin	18-3¾	3/1
*Sandi Thomas	UI	17-11½i	2/16
*Alice Pleasant	CWU	17-10½	3/15
*Christie Reinstra	WWU	17-8½	3/15
*Kim Ward	UI	17-6¾i	2/16
*Cindy Kauzlarie	UPS	17-1	3/15
Wendy Swartz	BSU	16-11	3/1
Wendy Malich	WWU	16-7¾	3/15
Peggy Calvin	CWU	16-7¾	3/15
Jacquie Williams	GFC	16-3	3/15
Brenda Ram	PLU	16-2	3/1
Gwen Tumeay	OCE	16-0	3/1

2-MILE RELAY

Idaho	10:00.31	2/16
Linfield	9:58.89me	3/8
WU	10:08.2me	3/8
LC	10:24.0me	3/8

800 MEDLEY RELAY

BSU	1:53.4y	3/15
WU	1:58.35e	3/8
GFC	1:59.26e	3/8

* - Regional Qualifying
i - Indoors
y - Non-metric distances
e - electronic timing
m - metric distances

AIAW DIVISION III - TOTAL TEAM SCORES

- 1981 - HAYWARD

PLACES

1. 93 CALIFORNIA STATE UNIVERSITY - HAYWARD
2. 70 CALIFORNIA STATE UNIVERSITY - SACRAMENTO
3. 38 WISCONSIN LA CROSSE
4. 22 SAN FRANCISCO STATE UNIVERSITY
5. 21 CENTRAL

53/100

ALPHABETICAL LISTING OF THE REST OF THE SCORING TEAMS.....

4	BOWDIN	11	14	TRENTON
18 77	BROOKLYN COLLEGE	6		TUFTS
18	CAL LUTHERAN	5		US MILITARY ACADEMY
7	CARLTON	9	16	WESLEYAN
8	CENTRAL CONN.	10		WESTERN WASHINGTON
10	CHICO	10		WIS. EAU CLAIRE
20 6	CHRISTOPHER NEWPORT. 6	4		WIS OSHKOSH
16 9	CCNY	4		WIS RIVER FALLS
4	FAKX CLARION	2		WIS STEPHENS POINT
4	CONCORDIA MOOREHEAD	14	10	WIS SUPERIOR
12 12	UC DAVIS	4		WIS WHITE WATER
4	EAST STROUDSBURG	12	12	WOOSTER
4	FITCHBURG			
7	FROSTBERG			
13th	GEORGE FOX			
12 12	HOLLY CROSS			
1	IOWA			
1	LORAS			
1	MCALLISTER			
8	MARION			
9	MIDDLEBURY			
6	MILLERSVILLE			
1	MINOT STATE			
10 14	MT. ST. MARY'S			
10 14	NW NAZARENE			
15 10	OCCIDENTAL			
6	OHIO WESLEYAN			
2	PAC LUTHERAN			
10 14	REDLANDS			
2	RIO GRANDE			
2	RIPON			
16 9	ST. OLAF			
17 8	ST. THOMAS			
9	SLIPPERY ROCK			
1	SONOMA			
2	SOUX FALLS			
2	SOUTHERN CONN.			

Jackie Jackson

100 - 3rd 12.23
200 - 4th 24.98

5th - 6th GURKE - 41-3

ALIAW DIVISION III - T&F MEET

1981 - HAYWARD

100 METER DASH - FINAL

NO WIND INFORMATION

1. 12.18	VALERIE BELL	SAN FRANCISCO
2. 12.21	DEBBIE ALFORD	TRENTON
3. 12.23	JACKIE JACKSON	GEORGE FOX
4. 12.42	LYNTESCH MOORE	SACRAMENTO
5. 12.48	COLLEEN MASON	FITCHBURG
6. 12.56	DONNA DE BUMAN	MINOT STATE
7. 12.58	GOLDEN SIZEMORE	CHICO ST.
8. 12.59	LISA BROEK	CENTRAL

DIVISION III AIAW NATIONAL T&F MEET

SHOT PUT FINAL - 4K

- | | | | |
|----------|--------|--|-------------------------|
| 1. 13.96 | (45-9½ | KATHY LISLE | CHICO STATE |
| | | (13.18, F, 13.56, 13.55, 13.25, 13.96) | |
| 2. 13.82 | (45-4 | DAIL HAYNES | MARION |
| 3. 13.03 | (42-9 | SANDY PEHLER | WISCONSIN LACROSE |
| 4. 12.95 | (42-6 | ALMA COBB | USMA |
| 5. 12.94 | (43-5½ | ANN MARAS | WISCONSIN STEVENS POINT |
| 6. 12.57 | (41-3 | KAREN GURSKE | GEORGE FOX |
| | | (2nd best put_of 12.53) | |
| 7. 12.57 | | GLENDIA FORD | HAYWARD |
| | | (2nd best put_of 12.39) | |
| 8. 12.48 | | CARMEN MOSER | CONCORDIA MOORHEAD |

AIAW DIVISON III - NATIONAL T&F MEET

200 meter DASH - FINAL
no wind information

1. 24.70	EDNA DAVIS	CHRISTOPHER NEWPORT
2. 24.80	DELPHANIA BANKS	HAYWARD
3. 24.90	VALERIE BELL	SAN FRANCISCO
4. 24.98	JACKIE JACKSON	GEORGE FOX
5. 25.23	LAUREL SEITER	OCCIDENTAL
6. 25.33	PRICILLA HOFFMAN	SPRING ARBOR

7. 25.34	NANCY CISER	CENTRAL
8. 25.49	MARGO EDWARDS	REDLANDS

482	Kim Robey, Wisconsin River Falls	11.4h
618	Valerie Bell, San Francisco State	11.8h
410	Delphina Banks, CSU Hayward	11.90h
430	Donna Buman, Minot State College	12.0h
606	Lisa Brock, Central College	12.0h
619	Tina Woodson, San Francisco State	12.0h
938	Debbie Alford, Trenton State	12.1h
431	Marlene Dean, Puget Sound	12.1h
578	<u>Jackie Jackson, George Fox College</u>	12.1h
929	Wendy Dickerson, Southern Conn.	12.2h
450	Priscilla Hoffman, Spring Arbor	12.2h
637	Jacqueline Blackett, Rochester	12.2h
459	Pammy Glasser, Dickinson State	12.3h
460	Gail Havelka, Dickinson State	12.3h
435	Charlene Kemp, Worcester	12.3h
437	Robin Mayo, Worcester	12.3h
976	Laurel Seiter, Occidental	12.3h
666	Robin Wiggin, Manchester	12.3h
662	Monique Bosley, Kutztown	12.3h
686	Michelle Keifer, Wisconsin Eau Claire	12.4h
643	Golden Sizemore, Chico	12.4h
566	Gay Noval, Mountclair St. College	12.4h
520	Marla Hess, Nebraska Wesleyan U.	12.4h
664	Mary Smart, Kutztown	12.5h
636	Terri Jones, Brockport	12.5h
652	Constance Chafey, Bloomsburg	12.5h
948	Linda Price, Fitchburg	12.5h
944	Rose Noisges, Loras	12.5h
967	Julie Ball, Concordia-Moorhead	12.5h
954	Susan Schroeder, Wheaton	12.5h

100 M DASH (Contd)

926	Karen Powell, Rio Grande	12.5h
492	Lyntesh Moore, Sacramento	12.5h
540	Antonette Blythe, Northwest Nazarene	12.5h
576	Jacque Davis, Goerge Fox College	12.5h
615	Marcie Thurn, Centtal College	12.5h
625	Avonnie Brown, Baldwin College	12.5h
610	Carla Huddle, Central College	12.74e
<hr/>		
558	Jeannette Hodgkinson, Augustana College	12.96e
641	Roxanne Barrow, Rochester	N.T.
973	Cynthia Foster, Occidental	N.T.
990	Carmen Pierce, Wisconsin LaCrosse	N.T.
211	Patty Thaver, North Central	N.T.

200 M

448	Edna Davis, Christopher Newport	24.4h
410	Delphina Banks, Hayward	24.7e
488	Bobbie Gilmore, Sacramento	24.7h
618	Valerie Bell, San Francisco	24.7h
9:76	Laurel Seiter, Occidental	25.0h
578	Jackie Jackson, George Fox College	25.0h
607	Nancy Cisar, Central College	25.1h
619	Tina Woodson, San Francisco	25.19h
480	Margo Edwards, Redlands U.	25.2h
437	Robin Mayo, Worcester College	25.2h
535	Delores Bulliant, CCNY	25.3h
938	Debbie Alford, Trenton State	25.5h
662	Monique Bosley, Kutztown	25.5h
637	Jacqueline Blackett, Rochester	25.5
620	Kim Webster, San Francisco	25.6h
666	Robin Wiggin, Manchester	25.6h
947	Colleen Mason, Fitchburg	25.6h
699	Mari-Christine Hart, Illinois Wesleyan	25.6h
686	Michelle Keifer, Wisconsin Eau Claire	25.6h
220	Sabrina Spencer, Ohio Wesleyan	25.6h
430	Donna Buman, Minot State College	25.8h
431	Marlene Dean, Puget Sound	25.9h
558	Jeannette Hodgkinson, Augustana	26.34e
991	Carrie Kempf, Wisconsin Eau Claire	N.T.

400 METER

448	Edna Davis, Christopher Newport	54.5h
488	Bobbie Gilmore, Sacramento	55.55e
976	Laurel Seiter, Occidental	55.60h
607	Nancy Cisar, Central	56.9e
519	Patti Collins, Nebraska Wesleyan	57.1h
481	Peg Kothlow, Wisconsin River Falls	57.55h
201	Ronda Groth, Iowa Wesleyan	57.60h
403	Benita Jones, California State College	57.65h
430	Donna Buman, Minot	57.80h
497	Felicia Thompson, Sacramento	57.90h
535	Dolores Bullivant, CCNY	58.00h
537	Jacqueline Ventour, CCNY	58.00h
476	Ann Stephanie Morath, Gustavus Adolphus	58.03e
510	Mary Hamilton, Slippery Rock	58.10
423	Crystal Preisser, Hayward	58.40e
412	Evelyn Buckley, Hayward	58.40e
620	Kim Webster, San Francisco	58.4h
987	Patty Heimerman, Wisconsin La Crosse	58.43e
560	Benita Thomas, Redlands	58.50e

587	Bethany Ryals	
451	Sally Ingraham, Spring Arbor	60.0h
558	Jeanette Hodgkinson, Augustana	60.52e
641	Roxanne Barrow, Rochester	N.T.
993	Dawn Bennett, Wisconsin La Crosse	N.T.
	Valerie Dobiesz, Vanderbilt	N.T.

800 METER

413	Frannie Castro, Hayward	2:08.9e
493	Diana Pappas, Sacramento	2:10.5h
417	Connie Hester, Hayward	2:12.7e
584	Janis Swanson, Western Washington	2:13.6h
982	Carol Howard, Wisconsin La Crosse	2:14.07e
609	Lauri Haddy, Central	2:14.3e
206	Susan Conn, Alfred	2:15.0h
692	Maggie Culligan, St. Thomas	2:15.9e
925	Perri Martin, Rio Grande	2:16.0h
571	Leslie Seymour, St. Olaf	2:16.3h
933	Sheila Curran, SUNY Binghamton	2:16.3h
489	Tamara Gonzalez, Sacramento	2:16.4h
485	Sheri Hershey, Mt. St. Marys	2:16.5h
421	Colleen Moran, Hayward	2:16.9e
644	Tracy Rebello, Chico	2:17.0h
594	Jackie Miller, Lewis & Clark	2:17.31
694	Robin Holtzapple, St. Thomas	2:17.6h
508	Blanca D'hoedt, Slippery Rock State	2:17.83h
634	Irma Cabrera, SUNY Stonybrook	2:18.0h
586	Carla Randall, Western Washington	2:18.0h
599	Sheryl Tuttle, Southern Oregon	2:18.2h
585	Dawn Graham, Western Washington	2:18.2h
442	Lori Oleson, Ripon	2:18.26h
407	Mary Tracey, Claremont-Mudd-Scripps	2:18.6h
475	Cheryl Mindestrom, Gustavus Adolphus	2:18.6h
629	Kim Gehrke, Frostburg State	2:18.8h
556	Cindi Nelson, Augustana	2:20.54e
463	Marianne Kriege, Anderson	2:22.2h

800 METER (Contd)

445	Karen Baxter, Washington St. Louis	N.T.
962	Joyce Peters, Wisconsin Oshkosh	N.T.
974	Cindy Joyce, Occidental	N.T.
660	Elaine Langley, Vanderbilt	N.T.
210	Mary Kay Brooks, North Central	N.T.

1500 M RUN

571	Leslie Seymour, St. Olaf	4:27.50h
413	Frannie Castro, Hayward	4:29.1e
496	Mary Anne Scannell, Sacramento	4:30.6h
417	Connie Hester, Hayward	4:32.1e
407	Mary Tracey, Claremont-Mudd-Scripp	4:33.8h
493	Diana Pappas, Sacramento	4:34.9h
973	Karin VonBerg, Middlebury	4:35.2h
930	Joan Huffman, Southern Connecticut	4:36.9h
471	Jennifer Bian, Millersville State	4:39.0h
568	Mary Emond, St. Olaf	4:39.34h
614	Cam Ratering, Central College	4:39.6h
421	Colleen Moran, Hayward	4:41.7h
678	Jackie McNiff, Holy Cross	4:41.9h
957	MaryBeth Nichaus, Smith College	4:42.0
931	Janice Skelton, Southern Connecticut	4:42.0h
508	Blanca D'hordt, Slippery Rock	4:42.03h
663	Diane Galleo, Wisconsin LaCrosse	4:42.7
425	Mary Rieboldt, Hayward	4:42.7
<hr/>		<hr/>
595	Denise Gurden, Stanislaus	4:51.4h
442	Lori Oleson, Ripon College	5:01.9h
697	Mary Copeland, Johns Hopkins	N.T.
694	Robin Holtzapple, St. Thomas	N.T.
700	Shona Hillman, Macalester	N.T.
994	Deb Booth, Wisconsin LaCrosse	N.T.

3000 M RUN

496	Mary Anne Scannell, Sacramento	9:39.9h
409	Michele Aubuchon, Hayward	9:47.5h
427	Stefani Stoutt, Hayward	9:47.8h
973	Karin VonBerg, Middlebury	9:50.4h
963	Juleann Quigley, Wesleyan	9:53.1h
572	Elizabeth Stronge, St. Olaf	9:58.6h
417	Connie Hester, Hayward	10:02.0h
678	Jackie McNiff, Holy Cross	10:03h
986	Tori Neubauer, Wisconsin La Crosse	10:07h
573	Ronda Burnette, Eastern Oregon	10:07.4h
472	Dawn Buntman, Wisconsin Stevens Point	10:10.31e
614	Cam Ratering, Central College	10:11
471	Jennifer Bair, Millersville	10:11.7h
957	Mary Beth Niehaus, Smith	10:12.1h
531	Kristy Purdy, Pacific Lutheran	10:12.6h
516	Patricia Gray, Davis	10:15.4h
466	Cathy Fulkerson, Cal Lutheran	10:15.5h
590	Bridget Cooke, Western Oregon	10:17.4h
533	Suzanne Tovrea, Linfield	10:19.3h
672	Grace Feasler, Slippery Rock	10:19.3h
426	Karey Robinson, Hayward	10:20.0h
546	Becky Braddy, Carleton	10:20.1h
425	Mary Riebolt, Hayward	10:20.1h
673	Juanita Vetter, Slippery Rock	10:20.9
548	Audrey O'Brien, Carleton	10:21.6
532	Debbie Tri, Pacific Lutheran	10:22

Denise Gurder, Stanislaus

10:46.5h

3000 METER RUN (Contd)

697 Mary Copeland, Johns Hopkins

656 Denise Berry, Vanderbilt

661 Anne Wishart, Vanderbilt

638 Mary Sachs, Rochester

5000 METER RUN

409	Michelle Aubuchon, Hayward	16:50.3h
572	Elizabeth Stronge, St. Olaf	16:59.04e
963	Julie Ann Quigley, Wesleyan	17:93h
696	Debbie Thometz, St. Thomas	17:08.5e
427	Stefani Stoutt, Hayward	17:14.7h
932	Joann Burrell, SUNY Birghamton	17:28h
498	Robin Tracey, Sacramento	17:30.5h
986	Tori Neubauer, Wisconsin La Crosse	17:31.56e
531	Kristy Purdy, Pacific Luthern	17:33.8h
439	Cindy Sostrom, Sioux Falls	17:37.6e
549	Sarah Tabbutt, Carleton	17:45.91e
426	Karey Robinson, Hayward	17:49h
472	Dawn Buntman, Wisconsin Stevens Point	17:54.49e
672	Grace Feasler, Slippery Rock	17:56.44h
965	Joyce Gibson, Luther	17:57.44
616	Deb Wordew, Central	18:00.04e
998	Robin Briggs, Keene	18:02
999	Julie Dion, Keene	18:02h
525	Carol Lewis, Whitworth	18:02.2h
494	Kathy Pfifer, Sacramento	18:04h
590	Bridget Cooke, Western Oregon	18:05h
411	Denise Bigelow, Hayward	18:05.4e
951	Kim King, Wheaton	18:06.5h
611	Kim Lehman, Centtal	18:08h
569	Laurel Lamont, St. Olaf	18:08.16e
529	Dianne Johnson, Pacific Lutheran	18:08.6h
425	Mary Rieboldt, Hayward	18:09.26e
516	Pat Gray, Davis	18:10.7e

5000 METER RUN (Contd)

572	Sarah Nelson, St. Olaf	18:11.42e
518	Katherine Virotsko, Davis	18:11.4h
945	Debbie Cassanelli, Fitchburg	18:12h
471	Jennifer Bair, Millersville	18:13.6h
659	Phyllis Hines, Vanderbilt	18:14.51e
959	Vicki Smith, Keene	18:15h
466	Cathy Fulkerson, Cal Lutheran	18:15.8e
464	Lois Trisler, Anderson	18:16.5h
697	Mary Copeland, John Hopkins	18:17e
545	Josie Candela, Whittier	18:19.3h
548	Audrey O'Brien, Carleton	18:22.63e
977	Wendy Walker, Occidental	18:22.4
675	Kathy Connor, Holy Cross	18:24h
515	Marilyn Brandt, Davis	18:26h
509	Teresa Jackson, Hayward	N.T.
446	Katy Jenkins, Washington, St. Louis	N.T.
657	Gale Courtney, Vanderbilt	N.T.

10,000 METER RUN

409	Michele Aubuchon, Hayward	34:48.2h
531	Kristy Purdy, Pacific Lutheran	36:16.8h
945	Debbie Thometz, St. Thomas	36:54.0e
529	Diane Johnson, Pacific Lutheran	37:94.2h
667	Sue Carden, East Stroudsburg	37:06.7h
498	Robin Tracey, Sacramento	37:14.9h
945	Debbie Cassinelli, Fitchburg	37:30.0h
494	Kathy Pfifer, Sacramento	37:38.2h
549	Sarah Talbutt, Carleton College	37:42.58h
547	Sean McCormic, Carleton College	37:43.69h
432	Angela French, Puget Sound	37:49.3h
600	Dolores Adame, Humboldt	38.26.0h
<hr/>		
939	Micki Griffith, Trenton State	39:01.0h
411	Denise Bigelow, Hayward	39:04.2h
467	Marian Mallory, Cal Lutheran	N.T.
657	Gale Courtney, Vanderbilt	N.T.

100 M HURDLES

480	Margo Edwards, Redlands	14.1h
981	Heather, Sibbison, Tufts	14.6e
470	Taryn Carter, Clarion	14.71e
624	Kristi Barkdale, Oberlin	14.7h
207	Valerie Thompson, Alfred	14.8h
469	Laurie Caeter, Clarion	14.8h
521	Deb Iwata, Nebraska Wesleyan	14.97e
928	Pamela Dickerson, Southern Connecticut	14.9h
436	Darlene Kemp, Wooster	15.0h
465	Deborah Lockhart, Hope	15.15e
997	Monica Jawaski, Mary	15.1h
944	Rose Noesges, Loras	15.1h
687	Amy Klee, Wisconsin Eau Claire	15.1h
688	Julie Pankow, Wisconsin Eau Claire	15.1h
698	Nancy Halvorsen, Manchester	15.2h
617	Pattie O'Rourke, San Francisco	15.28e
534	Patsy Baptiste, CCNY	15.2h
579	Karen Maxwell, George Fox	15.2h
487	Vlema Banks, Sacramento	15.2h
582	Donna Davidson, Western Washington	15.2h
665	Anne Wiggin, Manchester	15.2h
989	Katie Wurster, Wisconsin La Crosse	15.38e
580	Jacquie Williams, Goerge Fox	15.3h
597	Rhonda Day, Southern Oregon	15.3h
598	Tami Read, Southern Oregon	15.3h
690	Amy Vandenberg, Wisconsin Eau Claire	15.3h
953	Karen Peterson, Wheaton	15.43e

400 M HURDLES

441	Stephanie Vega, Brooklyn College	58.46
980	Janet Ghidella, Tufts	58.6h
687	Amy Klee, Wisconsin Eau Claire	62.19e
682	Christine Simon, Queens	63.4h
474	Shannon Houlihan, Wisconsin Stevens Point	63.5h
499	Nanci Wallace, CSU Sacramento	63.51e
949	Nancy Sauvageou, Fitchberg	63.8e
412	Evelyn Buckley, CSU Hayward	64.00e
997	Monica Jawaski, Mary College	64.00e
408	Adriane Pitts, Central Connecticut	64.1h
937	Betsy Towlson, SUNY Birghampton	64.3e
582	Donna Davidson, Western Washington	64.4h
643	Golden Sizemore, Chico State	64.7h
429	Joy Upshaw, CSU Hayward	64.5e
481	Reg Kothlow, Wisconsin River Falls	64.82e
514	Jacqueline A. Boriole, U.C. Davis	65.2h
536	Patricia Butcher, CCNY	65.3h
469	Laurie Carter, Clarion State	65.34h
470	Taryn Carter, Clarion State	65.36h
632	Valerie Pearce, Frostburg	65.5e
975	Judy Kelly, Occidental	N.T.

LONG JUMP

517	Terri Serrano, Davis	18-9½
960	Diane Hensel, Wisconsin Oshkosh	18-6½
524	Lauri Flagg, Whitworth	18-5½
460	Gail Havelka, Dickson	18-5½
422	Dawn Peters, Hayward	18-5
991	Carrie Kempf, Wisconsin La Crosse	18-5
683	Cathy Hartmann, Minnessotta Morris	18-4½
437	Robin Mayo, Worcester	18-3½
691	Martha Anderson, St. Thomas	18-3½
564	Nancy Rabensdorf, Whitewater Wisconsin	18-2½
935	Tracey Jamison, SUNY Binghamton	18-1¼
684	Mary Fekete, Wisconsin Eau Claire	18-½
477	Belinda Luis Smith, Berea	18-0
521	Deb Iwata, Nebraska Wesleyan	18-0
429	Joy Upshaw, Hayward	17-11 3/4
992	Mary Freeman, Wisconsin La Crosse	17-11½
540	Antonette Blythe, Northwest Nazarene	17-11½
967	Julie Bale, Concordia Moorhead	17-11
968	Ruth Reinnitz, Concordia Moorhead	17-10½
482	Kim Robey, Wisconsin River Falls	17-10½
666	Robin Wigger, Manchester	17-10
479	Sue Stueve, Bethany	17-10
450	Pricilla Hoffman, Spring Arbor	17-9 7/8
990	Carmen Pierce, Wisconsin La Crosse	17-9 3/4
436	Darlene Kemp, Worcester	17-9½
969	Margo Holm, Concordia Moorhead	17-8½
538	Stacey Ann Williams, CCNY	17-8½

LONG JUMP (Contd)

966	Trish Price, Luther	17-8 $\frac{1}{2}$
637	Jacqueline Blackett, Rochester	17-7 $\frac{3}{4}$
677	Ruth Flynn, Holy Cross	17-7 $\frac{3}{4}$
<hr/>		<hr/>
431	Marlene Dean, Puget Sound	17-4
592	Cynthia Shepard, Western Oregon	17-3 $\frac{1}{2}$
447	Karen Kimbo, Washington St. Louis	N.M.

DISCUS

415	Glenda Ford, Hayward	155-10
985	Deb Hildebrandt, Wisconsin LaCrosse	145-1
505	Jane Beatty, Slippery Rock	141-10
612	Goldie Nicholson, Central College	141-9
419	Roxanne Kasparian, Hayward	140-6 $\frac{1}{2}$
483	Brenda Johnson, Wisconsin River Falls	140-4
642	Kathy Lisle, Chico	137-5
443	Sara Barker, Bethel College	135-10
424	Linda Read, Hayward	135-6
456	Dail Haynes, Marion College	134-2
526	Peggy Marshall, Whithworth	133-2
693	Lori Deitz, St. Thomas	133-0
513	Andrea Heilman, Pacific University	132-1
<hr/>		<hr/>
979	Jill Pingree, Bowdoin	131-7
596	Diane Hughes, Stanislaus	130-9
555	Julie Peterson, Augustana College	120-7
405	Carrie Goodman, Claremont-Mudd-Scripps	N.T.
504	Monica Silbas, Sacramento	N.T.

High Jump Entries

440	Yolanda Gibson	Brooklyn College	6-1½
484	Thea Ackerman	Mount St. Mary's	5-10½
676	Maureen Ferns	Holy Cross	5-10
983	Ann Ewing	Wisconsin LaCrosse	5-7
490	DeAnn Homestead	CSU Sacramento	5-6½
637	Jacqueline Blackett	Rochester	5-6
968	Ruth Reinnitz	Concordia-Moorhead	5-6
458	Carol Gatzke	Dickinson State	5-5
454	Virginia Ranson	Lynchburg College	5-5
208	Karen Testin	North Central	5-5
418	Jennifer Howard	Manchester	5-5
209	Sheryl Fincher	Southern Connecticut	5-5
665	Anne Wiggin	Wisconsin-Oshkosh	5-5
932	Wendy Marie Duran	Augustana College	5-5
961	Susan Pfeiffer	Anderson College	5-3
557	Shelli Smith	San Francisco State	---
462	Connie Ausburn		
621	Barbara Faulkner		

JAVELIN

468	Beth Rockliffe, Cal Lutheran	150-4
685	April Gray, Wisconsin Eau Claire	148-3
941	Jill Watts, Trenton State	148-0
512	Lisa Hilihan, Slippery Rock State	141-10
583	Joan Williamson, Western Washington	141-1
950	Brenda Hogan, Millikson U.	139-7
972	Linda Iverson, Concordia Moorhead	136-8 $\frac{1}{2}$
979	Jill Pingree, Bowdoin	135-8
952	Mary Mullinax, Wheaton	132-3
591	Jodi Siddall, Western Oregon	131-11
927	Margaret Hackett, Rio Grande	131-7
943	Brenda McIntyre, Pomona-Pitzer	131-0
559	Stacia Barron, Gallaudet	130-9
486	Nitra Allen, Sacramento	130-4 $\frac{1}{4}$
641	Becky Blankenship, Chico	130-1
<hr/>		
940	Kelli Reddy, Trenton State	128-8
565	Cheryl Voight, Whitewater U. Wisconsin	125-11
405	Carrie Goodman, Claremont-Mudd-Scripps	N.T.
406	Paula Nichibayashi, Claremont-Mudd-Scripps	N.T.
444	Susan Barkann, Washington U. St. Louis	N.T.

SHOT

642	Kahty Lisle, Chico	47-7 3/4
602	Michele Betham, Humboldt	45-7 $\frac{1}{2}$
456	Dail Haynes, Marion College	44-11 $\frac{1}{2}$
984	Sandy Pehler, Wisconsin LaCrosse	44-9 $\frac{1}{2}$
478	Holly Hartman, Bethany College	43-4 3/4
473	Ann Maras, Wisconsin Stevens Point	42-9
522	LuAnn Soderling, Nebraska Wesleyan	42-4
577	Karen Gurske, George Fox	42-3 $\frac{1}{2}$
950	Pamela Spencer, Fitchburg	42-
693	Lori Deitz, St. Thomas	41-11
415	Glenda Ford, Hayward	41-10 3/4
505	Jane Beatty, Slippery Rock	41-10
567	Mary Boyum, St. Olaf	41-7 $\frac{1}{2}$
434	Jane Dietrich, Illinois Benedictine	41-7 $\frac{1}{4}$
970	Carmen Moser, Concordia-Moorhead	41-6
512	Lisa Hulihan, Slippery Rock	41-3 $\frac{1}{2}$
633	Lilla Sexton, SUNY at StonyBrook	41-3
631	Cynthia Howard, Frostburg	41-1 3/4
455	Judy Richie, Maline College	40-11 $\frac{1}{8}$
971	Kris Freeman, Concordia Moorhead	40-11
491	Mellis Kennedy, Sacramento	40-10 $\frac{1}{4}$
555	Julie Peterson, Augustana College	39-9 $\frac{1}{4}$
504	Monica Silbas, Sacramento	
641	Becky Blankinship, Chico	
934	Karen Hand, SUNY at Birghampton	

1 MILE RACE WALK .. EXHIBITION

223 Kathy Curtis, Cal State Hayward

7:59.8

604 Marti McCracken, Humboldt State

8:38.2

4 X 100 M

Sacramento State	47.63e
San Francisco State	47.9h
CSU Hayward	48.1h
Central College	48.36e
Worcester College	48.5h
Wisconsin LaCrosse	49.18e
Slippery Rock State	49.4h
Bloomsburg	49.41
Fitchburg State	49.5h
Nebraska Wesleyan U.	49.5
George Fox College	49.6
Occidental	49.71e
Baldwin Wallace College	49.8h
East Stroudsburg	49.8h
CSU Chico	49.9h
Wheaton	59.04e
Ohio Wesleyan	50.07e
Dickinson State	59.1h
CCNY	59.2h
California State College	59.3h
Calvin College	59.3h
Northwest Nazarene	59.4h
<u>Western Washington U.</u>	<u>59.4h</u>
Spring Arbor	50.8h
Augustana College	51.31e
Rochester U.	N.T.
Bethel College	N.T.



800 M SPRINT MEDLEY RELAY

San Francisco State	1:45.3h
CSU Hayward	1:45.7h
Central College	1:46.06e
CCNY	1:47.2h
CSU Sacramento	1:47.4h
<u>Occidental</u>	<u>1:47.5e</u>
Augustana College	1:53.25e
Ohio Wesleyan	N.T.
Rochester U.	N.T.

4 X 400 M

CSU Hayward	3:49.4e
CSU Sacramento	3:51.6
Puget Sound	3:56.4
Western Washington U.	3:56.4h
Central College	3:57.96 (4X440)e
Iowa Wesleyan	3:58.0e
<hr/> CCNY	<hr/> 3:59.9 (4X440)h
Wisconsin LaCrosse	4:01.0h
Ohio Wesleyan	N.T.
San Francisco State	3:49.8e

4 X 800 M

CSU Sacramento	9:06.2h
Central College	9:11.0e
Western Washington	9:14.4h
CSU Hayward	9:20.0h
Pacific Lutheran	9:20.2 (4X880)h
St. Olaf	9:20.77 (4X880)e
Wisconsin LaCrosse	9:23.0e
Puget Sound	9:23.19h
New York-Binghamton	9:33.4h
Holy Cross	9:36.0h

Heptathlon Friday, May 22, 1981

433	Sherri Oulevak	Wisconsin Superior	4913
630	Gail Glave	Frostburg	4778
601	Stasia Allen	Humboldt State	4673
414	Cynthia Davis	Cal St. Hayward	4645
468	Beth Rockliffe	Cal Lutheran	4598
593	Esme Jensen	Lewis and Clarke	4365
212	Lis Phelps	Ohio Wesleyan	4390
964	Ginny Lipscon	Brandeis	4344
942	Missy Wenczel	Trenton State	4291
550	Sandy Kacharos	Sonoma State	4202
689	Kathy Peasley	Wisconsin Eau Claire	4256
203	Tammie King	Iowa Wesleyan	4235
1000	Sandy Socha	Eureka College	4206
635	Beth O'Hara	SUNY at Stony Brook	4200
596	Diane Hughes	Stanislaus State	-----

AAIAW DIVISION III - LONG JUMP QUALIFYING

TOP 12 and all others who jump 5.38 advance to finals for
FRIDAY, May 23, 1981, 12:30PM.

1. LAURI FLAG

1. 5.48	17-11 3/4	LAURI FLAGG	WHITWORTH
1. 5.48	17-11 3/4	TERRI SERRANO	DAVIS
3. 5.46	17-11	ANTONETTE BLYTH	NW NAZARENE
4. 5.44	17-10 1/4	MARTHA ANDERSON	ST THOMAS
5. 5.41	17-9	CATHY HARTMAN	MINNESOTA-MORRIS
6. 5.40	17-8 3/4	ROBIN WIGGINS	MANCHESTER
7. 5.39	17-8 1/4	SABRINA SPENCER	OHIO WESLEYAN
8. 5.35	17-6 3/4	DARLENE KEMP	WOOSTER
8. 5.35w	17-6 3/4	NANCY RABENSDORF	WISCONSIN-WHITEWATER
10. 5.33	17-5 3/4	ROBIN MAYO	WOOSTER
11. 5.25	17-2 3/4	TRACY HANLON	USMA
12. 5.23	17-2	STACEY ANN WILLIAMS	CCNY
13. 5.22	17-1 1/2	KIM ROBEY	WISCONSIN-RIVER FALLS
14. 5.21	17-1 1/4	GAIL HAVELKA	DICKINSON
14. 5.21	17-1 1/4	CARMEN PIERCE	WISCONSIN-LA CROSSE
16. 5.19	17-0 1/4	CARRIE KEMPF	WISCONSIN-LA CROSSE
17. 5.18	17-0	TRISH PRICE	LUTHER
18. 5.15	16-10 3/4	JULIE BALE	CONCORDIA-MOORHEAD
18. 5.15	16-10 3/4	MARY FEKETE	WISCONSIN-EAU CLAIRE
18. 5.15	16-10 3/4	MARY FREEMAN	WISCONSIN-LA CROSSE
21. 5.14w	16-10 1/2	DIANE HENSEL	WISCONSIN-OSHKOSH
22. 5.13	16-10	DAWN PETERS	HAYWARD
23. 5.08	16-8	JOY UPSHAW	HAYWARD
24. 5.07	16-7 3/4	MARGO HOLM	CONCORDIA-MOORHEAD
25. 5.06	16-7 1/4	JACQUELINE BLACKETT	ROCHESTER
25. 5.06	16-7 1/4	RUTH REINMITZ	CONCORDIA-MOORHEAD
27. 5.00	16-5	TRACEY JAMISON	SUNY BINGHAMPTON
27. 5.00	16-5	SUE STUEVE	BETHANY
29. 4.90	16-1	BELINDA LUIS SMITH	BEREA
30. 4.88	16-0 1/4	DEB IWATA	NEBRASKA-WESLEYAN

AIAW DIVISION III - 100 METER HURDLES - QUALIFYING

4 heats-top 4 to semi-top 4 in semi to final

HEAT 1

1. 14.3	MARGO EDWARDS	REDLANDS
2. 15.3	PAMELA DICKERSON	SO CONN
3. 15.3	DEBORAH LCOKHART	HOPE
4. 15.4	SHELLI SMITH	AUGUSTANS
<hr/>		
5. 15.5	TRACY HANION	US MILITARY
6. 16.0	ANNIE WIGGIN	MANCHESTER
7. 16.1	PATTI BUTCHER	CITY COLLEGE NEW YORK

HEAT 2 - wind aided

1. 14.67w	DARLENE KEMP	WOOSTER
2. 14.86w	HEATHER SIBBISON	TUFTS
3. 14.94w	NANCY HALVERSON	WISCONSIN STOUT
4. 14.98w	DEBBIE IWATS	NEBRASKA WESLEYAN
<hr/>		
5. 15.20w	JULIE PANKOW	WISCONSIN EAU CLAIRE
6. 15.43w	KATIE WOURSTER	WISCONSIN LA CROSSE
7. 15.63w	KAREN PETERSON	WHEATON
8. 15.73w	DONNA DAVIDSON	WESTERN WASHINGTON

HEAT 3 - non wind aided

1. 15.1h	TARYN CARTER	CLARION
2. 15.50	VLEMA BANKS	SACRAMENTO
3. 15.55	PATTY O'ROURKE	SAN FRANCISCO STATE
4. 15.57	KRISTI BARKDALE	OBERLIN
<hr/>		
5. 15.65	TAMI READ	SOUTHERN OREGON
6. 15.8h	JACQUIE WILLIAMS	GEORGE FOX
7. 16.30	AMY KLEE	WISCONSIN EAU CLAIRE
8. 17.12	MONICA JANASKI	MARY COLLEGE

HEAT 4 - non wind aided

1. 14.82	PATSY BAPTISTE	CITY COLLEGE NEW YORK
2. 15.12	CHARLENE KEMP	WOOSTER
3. 15.15	ROSE NOESGES	LORAS
4. 15.2h	VALARIE THOMPSON	ALFRED
<hr/>		
5. 15.68	KAREN MAXWELL	GEORGE FOX
6. 15.74	LAURIE CARTER	CLARION
7. 15.80	RHONDA DAY	SOUTHERN OREGON
8. 16.23	AMY VANDENBURG	WISCONSIN EAU CLAIRE

1	Red A. Hawk	12, 1911	100, 000
2	Gr. A. Hawk	12, 1911	100, 000
3	Gr. A. Hawk	12, 1911	100, 000
4	Gr. A. Hawk	12, 1911	100, 000
5	Gr. A. Hawk	12, 1911	100, 000
6	Gr. A. Hawk	12, 1911	100, 000
7	Gr. A. Hawk	12, 1911	100, 000



11

ALIAW DIVISION III - 300 METER QUALIFYING ROUND
 4 heats - top 4 in each heat to semi - top 4 in each semi to final

HEAT #1

1. 2:11.1	FRANNIE CASTRO	HAYWARD
2. 2:14.0	PERRI MARTIN	RIO GRANDE
3. 2:16.5	CHERYL MINDESTROM	GUSTAVAS ADORPHUS
4. 2:17.2	ROBIN HOLTZAPPLE	ST. THOMAS

5. 2:19.3	KIM GEHRKE	FROSTBURG
6. 2:22.9	JOYCE PETERS	WISCONSIN OSHKOSH
7. 2:29.4	MARY K BROOKS	NORTH CENTRAL

HEAT #2

1. 2:13.9	DIANNA PAPPAS	SACRAMENTO
2. 2:14.1	MARY TRACEY	CLAREMONT-MUDD
3. 2:14.8	BLANCA D'HOEDT	SLOPPERY ROCK
4. 2:16.5	MAGGIE CULLIGAN	ST THOMAS

5. 2:17.7	SHEILA CURRAN	SUNY Binghamton
6. 2:24.9	JACKIE MILLER	LEWIS CLARK

HEAT #3

1. 2:18.6	TAMARA GONZALES	SACRAMENTO
2. 2:18.8	IRMA CABERA	SUNT STONEYBROOK
3. 2:19.0	SUSAN CONN	ALFRED
4. 2:19.8	JANIS SWANSON	W. WASHINGTON

5. 2:21.0	CINDY JOYCE	OCCIDENTAL
6. 2:25.2	TRACY REBELLO	CHICO

HEAT #4

1. 2:15.0	LORI OLESON	RIPON
2. 2:15.7	LAURI HADDY	CENTRAL
3. 2:16.2	CAROL HOWARD	WISCONSIN LACROSSE
4. 2:16.3	COLLEEN MORAN	HAYWARD

5. 2:21.4	SHERYL TUTTLE	SOUTHERN OREGON
6. 2:26.5	SHERI HERSHEY	MT. ST. MARY'S

AIAW DIVISION III - 5000 QUALIFYING

first 8 in each SEMI will advance to FINAL

HEAT #1

1. 17:19.7	MICHELLE AUBUCHON	HAYWARD
2. 17:50.0	JULIE DION K	KEENE
3. 17:50.5	DEBBIE THOMETZ	ST. THOMAS
4. 17:52.5	KATHY PFEIFER	SACRAMENTO
5. 17:53.4	VICKIE SMITH	LOCKHAVEN
6. 17:53.6	CINDY CLAIBORNE	HUMBOLT
7. 17:56.3	WENDY WALKER	OCCIDENTAL
8. 17:59.7	ANGIE KING	ST. THOMAS

9. 18:08.6	SARA NELSON	ST. OLAF
10. 18:11.4	MARY COPELAND	JOHN HOPKINS
11. 18:11.4	LAUREL LAMONT	ST OLEF
12. 18:17.1	LOIS TRISLER	ANDERSON
13. 18:44.2	KIM LEHMAN	CENTRAL
14. 18:50.0	JOYCE GIBSON	LUTHER
15. 19:37.2	MARILYN BRANDT	DAVIS

HEAT #2

1. 17:33.1	JULIE ANN QUIGLEY	WESSLYN
2. 17:41.4	CINDY SOSTROM	SNOUX FALLS
3. 17:44.4	ELIZABETH STRONGE	ST. OLAF
4. 17:46.0	SHONA HILLMAN	McALLISTER
5. 17:46.7	ROBIN TRACEY	SACRAMENTO
6. 17:47.4	KATHY VIRTOSKO	DAVIS
7. 17:40.8	CATHY FULKERSON	CAL LUTHERAN
8. 17:53.6	TORI NEUBAUER	WISCONSIN-LA CROSSE

9. 18:20.3	DAWN BUNTMAN	WISCONSIN-STEVENS POINT
10. 18:22.3	HARLENE NELSON	USMILITARY
11. 18:23.0	GRACE FLESLE XXXXXXXX	SLIPPERY ROCK
12. 18:27.3	KIM KING	WEATON
13. 18:28.8	DENISE BIGELOW	HAYWARD
14. 18:42.2	JOSIE CANDELA	WHITTIER
15. 18:46.4	RIBIN BRIGGS	KEENE
16. 18:54.1	CAROL LEWIS	WHITWORTH
17. 18:59.6	AUDREY O'BRIEN	CARLETON

WCIC PRELIMS

100m Dash

Heat 1

Christi Mixson	PLU	13.7
Marissa Catibayan	L&C	15.8
Connie Wishart	L	13.6
Lisa Sweo	W	13.3
Jackie Jackson	GFC	12.5
Lisa Martelon	PU	13.3
Heather Jahr	PLU	13.8

Heat 2

Cynthia Farrow	PLU	14.1
Laurie Lingel	W	13.6
Vangie Warren	W	13.1
Jacque Davis	GFC	12.6
Jacque Williams	GFC	13.3
Susie Chaffee	PU	13.3

200m Dash

Heat 1

Lisa Martelon	PU	27.6
Jacque Williams	GFC	26.9
Jackie Jackson	GFC	25.8
Lisa Sweo	W	27.4
Jan Downing	PLU	28.2
Barb Henderson	L	32.7

Heat 2

Michelle Wentzel	L	27.5
Mindy Glazebrook	L	27.3
Jacque Davis	GFC	26.3
Donna Curry	PLU	27.3
Vangie Warren	W	27.2
Christi Mixon	PLU	27.7

400m Dash

Heat 1

Barb Henderson	L	1:09.8
Judie Miller	W	1:05.6
Janis Rue	W	1:01.2
Donna Curry	PLU	1:00.4
Michelle Wentzel	L	1:00.7

Heat 2

Beth Reinisch	W	1:08.9
Brenda Rom	PLU	1:02.6
Lori Johanson	PLU	1:01.8
Mindy Glazebrook	L	1:01.6
Saundra Burns	GFC	1:06.2


3000m Final

1.	Kristi Purdy	PLU	10:12.6
2.	Debbie Tri	PLU	10:24.1
3.	Diane Johnson	PLU	10:43.1
4.	Shawna Lakin	PLU	10:44.0
5.	Jackie Miller	L&C	10:49.8
6.	Christi Colburn	W	10:56.6
7.	Debbie Jensen	W	11:06.0
8.	Danielle Huxley	W	11:24.4
9.	Elizabeth Cole	L	11:45.8
10.	Wendy Weidkamp	L&C	11:53.0
11.	Geri Hall	L	12:34.2
12.	Betsy Stambaugh	L&C	12:50.9

1981
W.C.I.C.

10
8
6
4

28



TRACK AND FIELD CONFERENCE CHAMPIONSHIPS

THURSDAY APRIL 23, 1981
FRIDAY APRIL 24, 1981
LINFIELD COLLEGE
MCMINNVILLE, OREGON

GEORGE FOX

Coach: Randy Winston

Jacque Davis
Karen Maxwell
Jacquie Williams
Jackie Jackson
Lois Thomas
Saundra Burns
Debbie Driesner
Nora Thompson
Lisa Slocum
Karen Gurnske
Lynette Phillips
Rachel Hampton

WILLAMETTE

Coach: Charles Bowles

Cindy Aiona
Ann Barnes
Theresa Church
Christi Colburn
Ann Davis
Laurie Eader
Mary Helm
Danielle Huxley
Debbie Jensen
Kathy Lane
Tabitha Lind
Laurie Lingel
Judie Miller
Cathy Nash
Ann Pollard
Beth Reinisch
Linda Robinson
Janis Rue
Lisa Sweo
Kim Trinidad
Vangie Warren
Rose Zerzan

LEWIS & CLARK

Coach: E.A. Kumbuah

Barbara Allen
Marissa Catibayan
Barb Crocker
Marjorie Hudnut
Esme Jensen
Michelle McArthur
Jackie Miller
Karen Mills
Susan Shelton
Betsy Stambaugh
Tisha Steimle
Tracy Timberg
Wendy Weidkamp
Tristi Wood
Sara Worshaw

PACIFIC UNIVERSITY

Coach: Randy Denley

Susi Chaffee
Andrea Heilman
Christy Hendry
Lisa Martelon
Debbie Tokuhisa
Connie Vedack

LINFIELD

Coach: Hal Tanaka

Sandra Barboza
Suzie Bell
Julie Churchill
Elizabeth Cole
Diane Fox
Mindy Glazebrook
Gerianne Hall
Barbara Henderson
Susan Moe
Kay Pettygrove
Suzanne Tovrea
Michelle Wentzel
Connie Wishart

PACIFIC LUTHERAN

Coach: Brad Moore

Donna Curry
Krista Dong
Jan Downing
Cynthia Farrow
Kristin Frantsen
Heather Jahr
Lori Johanson
Dianne Johnson
Monica Johnson
Dawn Kvernenes
Shawna Lakin
Melanie Langdon
Christi Mixson
Kristy Purdy
Brenda Rom
Debbie Tri
Cam Viebrock

5. TIME SCHEDULE OF EVENTS:

1:00 p.m. Scratch Meeting
(Riley 24)

Preliminaries if necessary:

3:00 p.m. High Hurdles Trials

3:15 p.m. 400 Trials

3:30 p.m. 100 Trials

3:45 p.m. Int. Hurdles Trials

4:00 p.m. 200 Trials

4:15 pm 3000 m Run Final

FINALS

1:00 p.m. Discus

~~1:00 p.m. 5000m Run~~

1:00 p.m. Long Jump

1:00 p.m. High Jump

1:00 p.m. Javelin

1:30 p.m. Shotput

2:00 p.m. 440 Relay

2:10 p.m. 1500 meter run

2:20 p.m. 100m High Hurdle

2:30 p.m. 400m

2:40 p.m. 100m

2:50 p.m. 800m

3:00 p.m. 400 L.H.

3:10 p.m. 200m

3:20 p.m. 5000 Meter Run

3:50 p.m. Mile Relay
(3:50)

LONG JUMP

WCIC RECORD: Laurie Flagg Linfield 1979 18'2½"

Jacque Williams	GFC	16'11 3/4"	Karen Maxwell	GFC	15'6¼"
Susi Chaffee	PU	16'7"	Laurie Eader	W	14'8"
Brenda Rom	PLU	16'5 3/4"	Cindy Aiona	W	ND
Dolcie Tolentino	PU	16'2"			

HIGH JUMP

WCIC RECORD: Lorie Loughney 4'4" Lewis & Clark 1979 5'2½"

Laurie Lingel	W	5'5"	Connie Vedach	PU	4'10"
Kristen Frantsen	PLU	5'2"	Karen Maxwell	GFC	4'8"
5 Dolcie Tolentino	PU	5'0"	5 Laurie Eader	W	4'8"
Kim Trinidad	W	5'0"	Tisha Steimle	L&C	4'6"
Esme Jensen	L&C	5'0"	Barbara Henderson	L	4'4"
Kay Pettygrove	L	4'10"			

SHOT PUT

WCIC RECORD: Julie Cabrido Linfield 1977 42'5"

Karen Gurnske	GFC	42'3½"	Dawn Kvernenes	PLU	34'5"
Ann Davis	W	39'5½"	Theresa Church	W	34'3½"
Andrea Heilman	PU	38'5"	Kathy Lane	W	33'2"
6 Sandra Barboza	L	36'5"	6 Cam Viebrock	PLU	33'0"
Barb Crocker	L&C	36'2"	Connie Vedach	PU	32'0"
Lynette Phillips	GFC	34'7½"	Rachel Hampton	GFC	27'8"
			MARJORIE HUDNUT	L&C	27'7½"

JAVELIN

WCIC RECORD: Sue Banta George Fox 1977 146'4"

Diane Fox	L	122'6"	Dawn Kvernenes	PLU	100'0"
Ann Davis	W	117'0"	Cam Viebrock	PLU	99'0"
Esme Jensen	L&C	116'3"	Julie Churchill	L	88'10"
Lynette Phillips	GFC	108'0"	Sandra Barboza	L	85'1"
Karen Gurnske	GFC	106'0"	Betsy Stambaugh	L&C	72'0"
Theresa Church	W	102'10"	Marjorie Hudnut	L&C	ND

DISCUS

WCIC RECORD: Teresa Groshong Linfield 1979 132'7"

Andrea Heilman	PU	129'0"	Barb Crocker	L&C	98'6"
Ann Davis	W	125'11"	Rachel Hampton	GFC	98'1"
5 Kathy Lane	W	114'0"	Sandra Barboza	L	97'8"
Theresa Church	W	113'10"	Margaret Hadnot	L&C	74'8"
Karen Gurnske	GFC	112'8"	Julie Church	L	ND
Dawn Kvernenes	PLU	99'0"			

3,000 m Run

WCIC RECORD: Christi Colburn Willamette 1980 10:52.7

Kristi Purdy	PLU	10:22.4	Elizabeth Cole	L	11:35.1
Diane Johnson	PLU	10:31.5	Mary Helm	W	11:53.6
Debbie Tri	PLU	10:39.0	Ann Barnes	W	12:07.0
Shawna Lakin	PLU	11:02.0	Wendy Weidkamp	L&C	12:31.2
Debbie Jensen	W	11:05.3	Betsy Stambaugh	L&C	12:43.9
Christi Colburn	W	11:07.7	Suzanne Tovrea	L	NT
Tabitha Lind	W	11:21.7	Geri Hall	L	NT
Danielle Huxley	W	11:30.0	Tristi Wood	L&C	NT
			JACKIE MILLER	L&C	NT

4x110 RELAY

WCIC RECORD: George Fox (Davis, Maxwell, Williams, Dennis) 1980 49.4

George Fox	(Davis, Maxwell, Williams, Jackson)	49.6
Willamette	(Eader, Lingel, Pollard, Sweo)	51.5
Pacific Lutheran	(Curry, Rom, Johanson, Mixon)	52.2
Linfield	(Wishart, Wentzel, ^{Waggoner} Bell, Glazebrook)	52.9
Lewis & Clark	(Shelton, Mills, McArthur, Worshaw)	53.9

WARREN, Rue, Pollard, Sweo,

1500 METERS

WCIC RECORD: Denise Stohl Linfield 1980 4:52.2

Suzanne Tovrea	L	4:43.0	Christi Colburn	W	5:03.7
Debbie Tri	PLU	4:48.2	Barbara Allen	L&C	5:07.0
Kristi Purdy	PLU	4:55.0	Debbie Jensen	W	5:09.4
Jackie Miller	L&C	4:56.1	Tabitha Lind	W	5:12.2
Cathy Wash	W	4:57.4	Diane Johnson	PLU	NT
Melanie Langdon	PLU	4:58.2	Krista Dang	PLU	NT

100 m HURDLES

WCIC RECORD: Karen Maxwell George Fox 1980 15.5

Karen Maxwell	GFC	15.5	Bois Thomas	GFC	17.1
Heather Jahr	PLU	15.53	Saundra Burns	GFC	17.1
Jacque Williams	GFC	15.6 3	Laurie Lingel	W	18.2
Michelle McArthur	L&C	16.6 13	Laurie Eider	W	19.1

400 m DASH

WCIC RECORD: Sharon Canda Willamette 1977 57.6
Shavon Dennis George Fox 1980 57.6

Janis Rue	W	61.0	Barb Reinisch	W	64.7
Mindy Glazebrook	L	62.1	Saundra Burns	GFC	65.0
Donna Curry	PLU	62.2	Bobbie Deaconer	GFC	65.0
Lori Johnson	PLU	62.5	Cynthia Farrow	PLU	65.0
Brenda Rom	PLU	62.8	Judie Miller	W	65.6
Jan Downing	PLU	63.2	Christi Nixon	PLU	NT
Suzie Bell	L	63.8	Michelle Wentzel	L	NT
Sara Wershaw	L&C	64.6	Barbara Henderson	L	NT

100 m DASH

WCIC RECORD: Joyce Yates George Fox 1979 12.5

Jackie Jackson	GFC	12.05	Connie Wishart	L	13.3
Jacque Davis	GFC	12.6	Heather Jahr	PLU	13.3
Jacque Williams	GFC	12.9	Cynthia Farrow	PLU	13.4
Lisa Sweo	W	12.9	Laurie Lingel	W	13.6
Lisa Martelon	PU	13.0	Janis Rue	W	13.7
Vangie Warren	W	13.0	Susan Shelton	L&C	14.1
Diane S.	PLU	13.0	Marissa Catibayan	L&C	15.7
Susie Chaffee	PU	13.2	Christi Nixon	PLU	NT

800 m RUN

WCIC RECORD: Eileen McDougal George Fox 1979 2:24.5

Cathy Nash	W	2:20.2	Melanie Langdon	PLU	2:25.0
Krista Dong	PLU	2:20.2	Linda Robinson	W	2:26.8
Jackie Miller	L&C	2:21.2	Jan Johnson	PLU	2:27.0
Debbie Tri	PLU	2:23.2	Michelle Wentzel	L	2:28.0
Nora Thompson	GFC	2:24.1	Tracie Timberg	L&C	2:40.0
Monica Johnson	PLU	2:24.2	ROSE ZERZAN	W	2:40.1

400 m HURDLES

WCIC RECORD: Karen Maxwell George Fox 1980 1:05.8

Esme Jensen	L&C	1:07.3	Laurie Eader	W	1:15.8
Karen Maxwell	GFC	1:08.0	Heather Jahr	PLU	1:17.1
Sandra Burns	GFC	1:10.1	Kim Trinidad	W	1:18.2
Wes Thomas	GFC	1:10.2	Suzie Bell	L	NT
Michelle McArthur	L&C	1:10.7			

200 m DASH

WCIC RECORD: Shavon Dennis George Fox 1980 25.7

Jackie Jackson	GFC	25.0	Lisa Martelon	PU	28.0
Donna Curry	PLU	26.3	Lacie Rue	W	28.5
Jacque Davis	GFC	26.6	Sara Worshaw	GFC	28.5
Lisa Sweo	W	27.0	Suzie Bell	L	28.6
Vangie Warren	W	27.3	Cynthia Farrow	PLU	29.2
Jan Downing	PLU	27.5	Christi Mixson	PLU	NT
Mindy Glazebrook	L	27.5	Barb Henderson	L	NT
Jacque Williams	GFC	27.5	Michelle Wentzel	L	28.3

5000 m RUN

WCIC RECORD: NA

Kristi Purdy	PLU	17:43.8	Wendy Waidkamp	L&C	NT
Diane Johnson	PLU	18:08.6	Mary Helm	W	NT
Christy Hendry	PU	18:40.0	Ann Barnes	W	NT
Shawna Lakin	PLU	18:47.0	Suzanne Tovrea	L	NT
Danielle Hunkley	W	20:03.2	Elizabeth Cole	L	NT
Lisa Slocum	GFC	20:48.4	Geri Hall	L	NT
Tristi Wood	L&C	NT	Green M	L	NT

4x440 RELAY

WCIC RECORD: George Fox (Burns, Williams, Dennis, Maxwell) 1980 4:07.4

George Fox	(Thompson, Williams, Maxwell, Jackson)	4:06.1
Willamette	(Sweo, Nash, Robinson, Rue)	4:07.9
Pacific Lutheran	(Curry, Downing, M. Johnson, Dong)	4:11.0
Lewis & Clark	(McArthur, Worshaw, Miller, Jensen)	4:21.8
Linfield	(Wentzel, Bell, Wishart, Glazebrook)	NT

1 10
2 8
2 6

AIAW REGION IX

TRACK & FIELD CHAMPIONSHIPS

MAY 7-9, 1981
BELLINGHAM, WASH.



WESTERN WASHINGTON UNIVERSITY

1981

AIAW REGION IX (DIVISION II & III) TRACK AND FIELD CHAMPIONSHIPS
MEET SCHEDULE

Thursday, May 7

11:00 a.m.	100 Meter Hurdles - Heptathlon
11:30 a.m.	10,000 Meter Run - Final
11:45 a.m.	Shot Put - Heptathlon
1:00 p.m.	High Jump - Heptathlon
2:30 p.m.	200 Meter Dash - Heptathlon

Friday, May 8

10:00 a.m.	Long Jump - Heptathlon
	Discus - Qualifying
	100 Meter Hurdles - Trials
10:30 a.m.	400 Meter Dash - Trials
11:00 a.m.	100 Meter Dash - Trials
11:30 a.m.	1500 Meter Run - Semis
	Javelin - Heptathlon
12 noon	400 Meter Hurdles - Trials
	Shot Put - Qualifying
	High Jump - Qualifying
12:30 p.m.	200 Meter Dash - Trials
1:00 p.m.	800 Meter Run - Heptathlon
2:00 p.m.	4 X 800 Meter Relay - Final
2:25 p.m.	4 X 100 Meter Relay - Semis
2:45 p.m.	100 Meter Hurdles - Semis
3:00 p.m.	Long Jump - Qualifying
	Javelin - Qualifying
	400 Meter Dash - Semis
3:15 p.m.	100 Meter Dash - Semis
3:30 p.m.	800 Meter Run - Semis
3:50 p.m.	400 Meter Hurdles - Semis
4:05 p.m.	200 Meter Dash - Semis
4:20 p.m.	3000 Meter Run - Final
4:40 p.m.	800 Meter Medley Relay - Semis
5:00 p.m.	4 X 400 Meter Relay - Semis

Saturday, May 9

12 noon	Long Jump - Final
	Shot Put - Final
	Javelin - Final
1:00 p.m.	Discus - Final
	High Jump - Final
2:00 p.m.	4 X 100 Meter Relay - Final
2:10 p.m.	1500 Meter Run - Final
2:30 p.m.	100 Meter Hurdles - Final
2:40 p.m.	400 Meter Dash - Final
2:50 p.m.	100 Meter Dash - Final
3:00 p.m.	800 Meter Run - Final
3:15 p.m.	400 Meter Hurdles - Final
3:25 p.m.	200 Meter Dash - Final
3:35 p.m.	5000 Meter Run - Final
4:05 p.m.	800 Meter Medley Relay - Final
4:15 p.m.	4 X 400 Meter Relay - Final
4:30 p.m.	Awards Ceremony

PARTICIPANTS

BOISE STATE UNIVERSITY

Coach: Joe Neff

- 1) Cynthia Adams, Fr.
- 2) Jody Aronson, Jr.
- 3) Kimberly Carroll, Fr.
- 4) Mary Crevelt, Fr.
- 5) Cynthia Crow, Fr.
- 6) Ann Damiano, So.
- 7) Carla Damiano, Fr.
- 8) Diane Dodds, Fr.
- 9) Valerie Dworak, So.
- 10) Cherry Gardner, Jr.
- 11) Darla Hasselquist, Jr.
- 12) Kathy Kenworthy, So.
- 13) Lisa Lewis, Fr.
- 14) Diana McAnulty, Jr.
- 15) Teri Meece, So.
- 16) Karen Osburn, Sr.
- 17) Karma Osburn, Sr.
- 18) Beth Rupprecht, Jr.
- 19) Wendy Schwarz, So.
- 20) Cynthia Stewart, So.
- 21) Judy Smith, Jr.
- 22) Connie Taylor, Sr.
- 23) Amy Wertz, Fr.

CENTRAL WASHINGTON UNIVERSITY

Coach: Jan Boyungs

- 30) Brenda Allenbaugh, Sr.
- 31) Dawna Bell, So.
- 32) Paula Better, So.
- 33) Laurie Buskala, So.
- 34) Carol Christensen, Fr.
- 35) Sandra Fleisch, So.
- 36) Sheri McCormick, So.
- 37) Laura Myers, Jr.
- 38) Jill Palmquist, Sr.
- 39) Alice Pleasant, Jr.
- 40) Shari Potter, Sr.
- 41) Lorna Raabe, So.
- 42) Julianna Shultz, Fr.
- 43) Denise Steele, Fr.
- 44) Kitty Teller

EASTERN MONTANA COLLEGE

Coach: Darcy Conway

- 50) Heide Apedaile, Fr.
- 51) Kerry Burrell, Jr.
- 52) Peg Havlovick, So.
- 53) Lori Kessel, Fr.
- 54) Cathy Krug, Sr.
- 55) Joanne Perrine, Jr.
- 56) Patti Jo Rue, Fr.
- 57) Kelly Wenzel, So.

EASTERN OREGON STATE COLLEGE

Coach: Gary Feasel

- 60) Ronda Burnette, Sr.
- 61) Julie Fitzgerald, So.
- 62) Susan Greenwald, Fr.
- 63) Tally Mc Lain, Fr.
- 64) Susan Storck, Jr.

EASTERN WASHINGTON UNIVERSITY

Coach: Deborah Tannehill

- 70) Bobbi Annette, Fr.
- 71) Sue Barnes, So.
- 72) Tracy Binsfield, Sr.
- 73) Ann Bodnar, Fr.
- 74) Trish Boland, Jr.
- 75) Laurie Brock, Fr.
- 76) Deanna Clemmons, So.
- 77) Sue Colvin, Sr.
- 78) Kristy Curley, Sr.
- 79) Cathy Davis, Jr.
- 80) Denise Freeman, Jr.
- 81) Chris Grant, Fr.
- 82) Molly Hagan, Jr.
- 83) Sheila Hall, Fr.
- 84) Myra Klettke, Jr.
- 85) Teri Marrazzo, Fr.
- 86) Jeannie McCarthy, Fr.
- 87) Sheryl Piper, So.
- 88) Dena Sale, So.
- 89) Lisa Smith, Jr.
- 90) Cecelia Stocker, So.
- 91) Kim VanDeBrake, Fr.

PACIFIC LUTHERAN UNIVERSITY

Coach: Brad Moore

- 205) Donny Curry, Fr.
- 206) Krista Dong, Fr.
- 207) Kristin Frantsen, Fr.
- 208) Heather Jahr, So.
- 209) Lori Johanson, Sr.
- 210) Dianne Johnson, Jr.
- 211) Monica Johnson, So.
- 212) Shawna Lakin, Jr.
- 213) Melanie Langdon, Fr.
- 214) Kristy Purdy, Fr.
- 215) Brenda Rom, So.
- 216) Debbie Tri, Sr.

PACIFIC UNIVERSITY

Coach: Randy Denley

- 220) Susi Chaffee, So.
- 221) Andrea Heilman, Fr.
- 222) Christy Hendry, Jr.

UNIVERSITY OF PORTLAND

Coach: Mike Johnson

- 225) Diane Marie Brink, Fr.
- 226) Lee Ann Ruth Holliman, Fr.
- 227) Anne Marie Jenck, Fr.
- 228) Susan Kemble, Fr.
- 229) Terresa Mae Lee
- 230) Kathy Ann O'Connell, Fr.
- 231) Laurene Lynn Smith, Jr.
- 232) Vicki Lynn Utley, Jr.
- 233) Carolyn Valez, Jr.
- 234) Janet Van Fleet, Fr.

UNIVERSITY OF PUGET SOUND

Coach: Joe Peyton

- 240) Vicky Chappell, Jr.
- 241) Marlene Dean, Fr.
- 242) Angela French, Jr.
- 243) Cindy Henry, Jr.
- 244) Stephanni Hoza, Fr.
- 245) Lori Kelly, Fr.
- 246) Marybeth King, Fr.
- 247) Clare Leong, Fr.
- 248) Kathleen Parnell, Fr.
- 249) Diane Thompson, Jr.

ROCKY MOUNTAIN COLLEGE

Coach: Clarece Ball

- 255) Cindy Allen, Sr.
- 256) Jacqueline Degel, Sr.
- 257) Patti Foltz, Fr.
- 258) Kathy Green, So.
- 259) Lynne Hogue, Jr.
- 260) Joan Keller, Jr.
- 261) Michelle Kelley, So.
- 262) Tambra LaPlante, So.
- 263) Wendy Lewis, Fr.
- 264) Jackie Martin, Fr.
- 265) LeAnna Raike, Fr.
- 266) Elvira Skurdal, Sr.
- 267) Silvia Swiger, Fr.
- 268) Sandra Vernon, Fr.
- 269) Tina Williams, Sr.
- 270) Tawny Worm, Sr.

SIMON FRASER UNIVERSITY

Coach: Ric Ritchie

- 275) Marianne Ball, So.
- 276) Dawn Cantwell, Fr.
- 277) Liz Davies, Fr.
- 278) Cathy Flannery, Fr.
- 279) Jasmine Gill, Fr.
- 280) Tomi Hamner, Fr.
- 281) Hannele Jantti, Fr.
- 282) Corinna Lee, Fr.
- 283) Michele McCandless, So.
- 284) Cheryl McCargar, So.
- 285) Robyn Munn, So.
- 286) Susan Pare, Fr.
- 287) Karen Rudd, Jr.
- 288) Liz Street, Fr.

SOUTHERN OREGON STATE COLLEGE

Coach: Gerald Insley

- 290) Denise Bechen, Fr.
- 291) Vicki Chavez, Fr.
- 292) Joy Czoski, So.
- 293) Rhonda Day, Fr.
- 294) Dianne Goodreau, Fr.
- 295) Shannon Joseph, So.
- 296) Nina Mendenhall, Fr.
- 297) Tami Read, Fr.
- 298) Crystal Rose, Fr.
- 299) Sheryl Tuttle, Fr.
- 300) Cathy Winterbotham, So.
- 301) Elizabeth Van Dijk, Fr.

HEPTATHLON

Event #1

Thursday, 11 a.m.

AIAW National Qualifying Standards

Division II 4550

Division III 4200

Wendy Schwarz, BSU

Cynthia Stewart, BSU

Brenda Allenbaugh, CWU

Rhonda James, UI

Esme Jensen, LC

Diane Thompson, UPS

Val Bishop, WWU

Liv Jonassen, WWU

10,000 METER RUN

Event #2

Thursday, 11:30 a.m.

AIAW National Qualifying Standards

Division II 38:00

Division III 38:30

Cynthia Crow, BSU

Beth Rupprecht, BSU

Lisa Slocum, GFC

Sonia Blackstock, UI

Robin McMicken, UI

Jeanna Nuxoll, UI

Cindy Partridge-Fry, UI

Patsy Sharples, UI

Kelly Warren, UI

Elizabeth Cole, Linfield

Gerianne Hall, Linfield

Pam Schafer, NMC

Dianne Johnson, PLU

Kristy Purdy, PLU

Angela French, UPS

Dianne Goodreau, SOSC

Elizabeth Van Dijk, SOSC

Lynne Baudin, WWU

Becky Lathrop, WWU

Susan Jeffries, Whitworth

Carol Lewis, Whitworth

4 X 800 METER RELAY

Event #3

Friday, 2 p.m.

AIAW National Qualifying Standards

Division II 9:27

Division III 9:36

Boise State

Central Washington

Eastern Washington

Idaho

Linfield

4 X 800 METER RELAY cont.

Portland

Pacific Lutheran

Puget Sound

Southern Oregon

Western Washington

3000 METER RUN

Event #4

Friday, 4:20 p.m.

AIAW National Qualifying Standards

Division II 10:20

Division III 10:22

Jody Aronson, BSU

Cynthia Crow, BSU

Cherry Gardner, BSU

Kathy Kenworthy, BSU

Judy Smith, BSU

Carol Christensen, CWU

Laura Myers, CWU

Kitty Teller, CWU

Ronda Burnett, EOSC

Sheryl Piper, EWU

Sonia Blackstock, UI

Penny Messenger, UI

Robin McMicken, UI

Jenny Ord, UI

LeeAnn Roloff, UI

Patsy Sharples, UI

Elizabeth Cole, Linfield

Bridget Cooke, OCE

Kathy O'Connell, UP

Dianne Johnson, PLU

Shawna Lakin, PLU

Kristy Purdy, PLU

Debbie Tri, PLU

Angela French, UPS

Dawn Cantwell, SFU

Liz Davies, SFU

Hannele Jantti, SFU

Cheryl McCargar, SFU

Liz Street, SFU

Leslie Hanna, WWU

Becky Lathrop, WWU

Karen Newman, WWU

Jill Cuthbert, Whitman

Kristy Sherman, Whitman

Carol Lewis, Whitworth

DISCUS cont.

Nicki Luper, UI
Kellie Stockton, UI
Andrea Heilman, PU
Jacqueline Degel, RMC
Elvira Skurdal, RMC
Sandra Vernon, RMC
Joy Czmoski, SOSC
Shannon Joseph, SOSC
Jana Clouse, WWU
Karen Heffernan, WWU
Peggy Marshall, Whitworth
Ann Davis, Willamette

HIGH JUMP

Event #9
Saturday, 1 p.m.
AIAW National Qualifying Standards
Division II 5-8
Division III 5-5

Kimberly Carroll, BSU
Cynthia Stewart, BSU
Julie Fitzgerald, EOSC
Tally McLain, EOSC
Dana Fish, UI
Rhonda James, UI
Kay Pettygrove, Linfield
Connie Taylor, NNC
Kristin Frantsen, PLU
Marybeth King, UPS
Lynne Hogue, RMC
Tambra LaPlante, RMC
Wendy Lewis, RMC
Silvia Swiger, RMC
Tomi Hamner, SFU
Cindy Winterbotham, SOSC
Kristy Dees, WWU
Val Bishop, WWU
Dina von Hahn, WWU
Cathy Weber, Whitworth
Laurie Lingel, Willamette

4 X 100 METER RELAY

Event #10
Saturday, 2 p.m.
AIAW National Qualifying Standards
Division II 47.9
Division III 50.4

Boise State
Central Washington
Eastern Oregon
Eastern Washington
George Fox

4 X 100 METER RELAY cont.

Idaho
Linfield
Northwest Nazarene
Oregon College
Pacific Lutheran
Rocky Mountain
Simon Fraser
Southern Oregon
Western Washington

1500 METER RUN

Event #11
Saturday, 2:10 p.m.
AIAW National Qualifying Standards
Division II 4:39.8
Division III 4:42.8

Jody Aronson, BSU
Kathy Kenworthy, BSU
Judy Smith, BSU
Carol Christensen, CWU
Laura Myers, CWU
Kitty Teller, CWU
Peg Havlovick, EMC
Ronda Burnett, EOSC
Sue Barnes, EWU
Denise Freeman, EWU
Sheryl Piper, EWU
Lisa Slocum, GFC
Randa Allen, UI
Robin McMicken, UI
Jenny Ord, UI
LeeAnn Roloff, UI
Patsy Sharples, UI
Helen Waterhouse, UI
Suzanne Tovrea, Linfield
Anne Jenck, UP
Melanie Langdon, PLU
Kristy Purdy, PLU
Debbie Tri, PLU
Kathleen Parnell, UPS
Michelle Kelley, RMC
Cathy Flannery, SFU
Hannele Jantti, SFU
Liz Street, SFU
Jane Abbott, WWU
Kathy Curran, WWU
Cathy Goolsby, WWU
Jill Cuthbert, Whitman
Kristy Sherman, Whitman
Dana Betsch, Whitworth
Clara Oswald, Whitworth
Annette Swanson, Whitworth

100 METER DASH cont.

Marianne Ball, SFU
Jasmine Gill, SFU
Corinna Lee, SFU
Robyn Munn, SFU
Kay Archer, WWU
Margaret Carlson, WWU
Laurie Dominoski, WWU
Karine Allan, Whitworth
Lori Pickard, Whitworth
Deanna Stohl, Whitworth

800 METER RUN

Event #15
Saturday, 3 p.m.
AIAW National Qualifying Standards
Division II 2:13.9
Division III 2:18.8

Jody Aronson, BSU
Diane Dodds, BSU
Darla Hasselquist, BSU
Lisa Lewis, BSU
Judy Smith, BSU
Dawna Bell, CWU
Carol Christensen, CWU
Laura Myers, CWU
Kitty Teller, CWU
Kerry Burrell, EMC
Peg Havlovick, EMC
Ronda Burnett, EOSC
Bobbi Annette, EWU
Sue Barnes, EWU
Sue Colvin, EWU
Denise Freeman, EWU
Myra Klettke, EWU
Nora Thompson, GFC
Robin McMicken, UI
LeeAnn Roloff, UI
Helen Waterhouse, UI
Kim Ward, UI
Kelly Woods, UI
Jackie Miller, LC
Michelle Wentzel, Linfield
Nadine Sneed, NMC
Krista Dong, PLU
Monica Johnson, PLU
Melanie Langdon, PLU
Debbie Tri, PLU
Janet Van Fleet, UP
Anne Jenck, UP
Terresa Lee, UP
Laurene Smith, UP
Carolyn Valez, UP

800 METER RUN cont.

Cindy Henry, UPS
Stephanni Hoza, UPS
Lori Kelly, UPS
Clare Leong, UPS
Kathleen Parnell, UPS
Michelle Kelley, RMC
Cathy Flannery, SFU
Karen Rudd, SFU
Liz Street, SFU
Crystal Rose, SOSC
Sheryl Tuttle, SOSC
Jane Abbott, WWU
Dawn Graham, WWU
Liv Jonassen, WWU
Cheryl Petrovich, WWU
Carla Randall, WWU
Bethany Ryals, WWU
Carol Strickland, WWU
Clara Oswalt, Whitworth
Annette Swanson, Whitworth
Cathy Nash, Willamette
Linda Robinson, Willamette

400 METER HURDLES

Event #16
Saturday, 3:15 p.m.
AIAW National Qualifying Standards
Division II 62.0
Division III 65.5

Mary Crevelt, BSU
Diane Dodds, BSU
Teri Meece, BSU
Brenda Allenbaugh, CWU
Joanne Perrine, EMC
Sheila Hall, EWU
Saundra Burns, GFC
Karen Maxwell, GFC
Lois Thomas, GFC
Nora Thompson, GFC
Mary Goin, UI
Lisa Payne, UI
Helen Waterhouse, UI
Colleen Williams, UI
Esme Jensen, LC
Michelle McArthur, LC
Maureen Frietag, NNC
Denise Macomber, OCE
Heather Jahr, PLU
Cindy Allen, RMC
Lynne Hogue, RMC
Tambra LaPlante, RMC
Tami Read, SOSC

800 METER MEDLEY RELAY cont.

Oregon College
 Pacific Lutheran
 Puget Sound
 Rocky Mountain
 Simon Fraser
 Western Washington

4 X 400 METER RELAY

Event #20

Saturday, 4:15 p.m.

AIAW National Qualifying Standards

Division II 3:54

Division III 3:58

Boise State
 Central Washington
 Eastern Washington
 George Fox
 Idaho
 Linfield
 Northwest Nazarene
 Pacific Lutheran
 Portland
 Southern Oregon
 Western Washington
 Whitworth

1980 AIAW REGION IX (DIVISION II & III)

TEAM STANDINGS

1. Seattle Pacific	101
2. Idaho	99
3. Boise State	74
4. Western Washington	60
5. Simon Fraser	57
6. Central Washington	51
7. Eastern Washington	43
8. Linfield	28
9. Eastern Oregon	26
George Fox	26
11. Willamette	11
12. Southern Oregon	10
13. Puget Sound	8
Lewis and Clark	8
Whitworth	8
16. Pacific Lutheran	5
17. Oregon College	3
18. Rocky Mountain	2

PARTICIPATING SCHOOLS

Boise State University (BSU) - Division II
 Central Washington University (CWU) - Division II
 Eastern Montana College (EMC) - Division II
 Eastern Oregon State College (EOSC) - Division III
 Eastern Washington University (EWU) - Division II
 George Fox College (GFC) - Division III
 University of Idaho (UI) - Division II
 Lewis and Clark College (LC) - Division III
 Linfield College - Division III
 Northern Montana College (NMC) - Division III
 Northwest Nazarene College (NNC) - Division III
 Oregon College of Education (OCE) - Division III
 Pacific University (PU) - Division III
 Pacific Lutheran University (PLU) - Division III
 University of Portland (UP) - Division II
 University of Puget Sound (UPS) - Division III
 Rocky Mountain College (RMC) - Division II
 Simon Fraser University (SFU) - Division II
 Southern Oregon State College (SOSC) - Division III
 Western Washington University (WWU) - Division III
 Whitman College - Division III
 Whitworth College - Division III
 Willamette University - Division III

AIAW REGION IX (DIVISION II & III) MEET SCORING

10-8-6-4-2-1

	10,000 M. Run	Heptathlon	4 X 800 M. REL.	3000 M. Run	Long Jump	Shot Put	Javelin	Discus	High Jump	4 X 100 M. REL.	1500 M. Run	100 M. Hurdles	400 M. Dash	100 M. Dash	800 M. Run	400 M. Hurdles	200 M. Dash	5000 M. Run	800 M. Med. R.	4 X 400 M. REL.	TOTAL
BOISE STATE UNIVERSITY																					
CENTRAL WASHINGTON UNIVERSITY																					
EASTERN MONTANA COLLEGE																					
EASTERN OREGON STATE COLLEGE																					
EASTERN WASHINGTON UNIVERSITY																					
GEORGE FOX COLLEGE																					
UNIVERSITY OF IDAHO																					
LEWIS AND CLARK COLLEGE																					
LINFIELD COLLEGE																					
NORTHERN MONTANA COLLEGE																					
NORTHWEST NAZARENE COLLEGE																					
OREGON COLLEGE OF EDUCATION																					
PACIFIC LUTHERAN UNIVERSITY																					
PACIFIC UNIVERSITY																					
UNIVERSITY OF PORTLAND																					
UNIVERSITY OF PUGET SOUND																					
ROCKY MOUNTAIN COLLEGE																					
SEATTLE PACIFIC UNIVERSITY																					
SIMON FRASER UNIVERSITY																					
SOUTHERN OREGON STATE COLLEGE																					
WESTERN MONTANA COLLEGE																					
WESTERN WASHINGTON UNIVERSITY																					
WHITMAN COLLEGE																					
WHITWORTH COLLEGE																					
WILLAMETTE UNIVERSITY																					

TOP 1981 MARKS cont.

4 X 100 METER RELAY

Boise State	48.2
Eastern Washington	48.5
Simon Fraser	48.91
Central Washington	49.5
George Fox	49.6
Eastern Oregon	50.1
Western Washington	50.4
Idaho	50.5
Southern Oregon	50.8
Northwest Naz.	50.82

4 X 400 METER RELAY

Idaho	3:53.1
Boise State	3:55.74y
Western Washington	3:56.4
Seattle Pacific	3:58.9
Willamette	4:06.9y
George Fox	4:07.2
Eastern Washington	4:07.6
Portland	4:09.9
Pacific Lutheran	4:11.0

4 X 800 METER RELAY

Idaho	9:04.2
Western Washington	9:23.19
Seattle Pacific	9:25.0
Portland	9:33.29
Eastern Washington	10:09.0
Southern Oregon	11:45.07

800 METER MEDLEY RELAY

Eastern Washington	1:56.5
Northwest Nazarene	1:59.08
Rocky Mountain	1:59.3
Eastern Montana	2:03.6

100 METER HURDLES

Kristy Curley	EWU	14.85
Marianne Ball	SFU	14.9
Colleen Williams	UI	15.0
Mary Crevelt	BSU	15.3
Rhonda Day	SOSC	15.3
Tami Read	SOSC	15.4
Karen Maxwell	GFC	15.5
Heather Jahr	PLU	15.53
Wendy Malich	WWU	15.6
Jackie Williams	GFC	15.6

400 METER HURDLES

Colleen Williams	UI	61.66
Chris Grant	EWU	64.17
Lisa Payne	UI	64.2
Diana Dodds	BSU	64.71
Tami Read	SOSC	65.8
Donna Davidson	WWU	65.8
Wendy Malich	WWU	66.9
Esme Jensen	LC	66.9
Judy Ray	SPU	66.98
Karen Maxwell	GFC	67.0

HIGH JUMP

Kim Carroll	BSU	5-9
J. Fitzgerald	EOSC	5-6
Lauri Lingel	Will	5-5
Cathy Wilson	SPU	5-5
Cindy Stewart	BSU	5-4
Kristy Dees	WWU	5-4
A. Solomonson	SPU	5-3
Nancy Gregg	CWU	5-2
Kristin Frantsen	PLU	5-2
K. Winterbotham	SOSC	5-2
Dina von Hahn	WWU	5-2
Wendy Lewis	RMC	5-2
Lynne Hogue	RMC	5-2
Dana Fish	UI	5-2

DISCUS

Jackie Degel	RMC	141-3
Karen Hansey	SPU	141-1 1/2
Diane McAnulty	BSU	134-10
Andrea Heilman	PU	132-1
Cathy Wilson	SPU	130-10 1/2
Peggy Marshall	Ww	129-4
Jill Palmquist	CWU	129-1
Lori Kessel	EMC	126-4
Ann Davis	Will	125-11
Carla Damiano	BSU	124-0

LONG JUMP

Laurie Flagg	Ww	18-5 1/2
Kristy Curley	EWU	18-2
A. Blythe	NNC	17-11 1/2
K. Brown	WMC	17-6
Marlene Dean	UPS	17-4
Heather Jahr	PLU	17-4
Cynthia Shepherd	OCE	17-3 1/2
Susie Chaffee	PU	17-3 1/4
Alice Pleasant	CWU	17-2
Kelly Varney	Ww	17- 1/2

AIAW REGION IX (DIVISION II & III) - - MEET OFFICIALS

Director: Boyde Long

Assistant: Tony Bartlett

Announcer: Scott Brittain

Scorer & Recorders: Paul Madison, Mike Methven, Al Reid

Clerk: Ed Santos

Assistant: Lynda Goodrich

Starter: Dick Henrie

Assistant: Ron Lathrop

Video Tape: Bret Pugmire

Judges & Timers: Jeff Gardner, Sue Brady, Annette Schuchman, Kim Smith,
Yvonne Harrington, Melinda Miller, Mike Locke, Penny Ling,
Carla Edman, Linda Wagner, Margaret McAlister, Teresa Fong,
Peter Marcus, Gerald Sanderson, Susie Miller, Debbie Hillier,
Kelly Gladson, Lawrence Moore, Joy VanBuskirk, Dale Mumma,
Mitzi Johanknecht

Field Judges: Jerry Bluhm, Al Nixon, Kevin McReady, Dieter VanArsdale,
Rick Mallory, Mike Tumblin, Bonna Schibret, Al Biggs,
Mike Chase, Mark Stokes, Jim Jensen, Dale Barnes, Terrill Morgan,
Rick Hiebert, Karen Doherty, Bert Vis, Pat Spooner

Inspectors: Jim Powers, Roy Remington, Ed Smith, Ron Blumberg

Hurdle Crew: Jim Powers, Roy Remington, Ed Smith, Ron Blumberg

Awards: Bill Handy, Cynthia Cook

AAW REGION IX (DIVISION II & III) TRACK & FIELD RESULTS

host Western Washington University - Bellingham, Washington (Civic Stadium)

May 7-9, 1981

10,000 METERS

1. Kristy Purdy, PLU	36:16.8*	*breaks meet record of 38:04.4 set by Gail Volk of Seattle Pacific in 1980
2. Cynthia Crow, BSU	36:48.4	
3. Dianne Johnson, PLU	37:04.2	
4. Angela French, UPS	38:01.2	
5. Kelly Warren, UI	38:36.2	
6. Dianne Woodread, SOSC	39:41.0	

HEP ATHLON

1. Rhonda James, UI	4481*	*meet record as first time event run
2. Esme Jensen, LC	4365	
3. Wendy Mallich, WNU	4004	
4. Liv Jonassen, WNU	3826	
5. Brenda Allenbaugh, CWU	3740	
6. Val Bishop, WNU	3669	

4 X 800 METER RELAY

1. Idaho	9:06.3*	*meet record as first time event run in meters
(Roloff, Ward, Falkenberg, Waterhouse)		
2. Western Washington	9:14.4	
(Swanson, Randall, Graham, Ryals)		
3. Pacific Lutheran	9:20.2	
(Tri, Johanson, Johnson, Dong)		
4. Portland	9:24.8	
(Jenck, Smith, Lee, Valez)		
5. Puget Sound	9:32.9	
(Parnell, Kelly, Hoza, Henry)		
6. Eastern Washington	9:39.5	
(Annette, Colvin, Freeman, Piper)		

DISCUS

1. Diana McNulty, BSU	42.24 meters	(138-7)
2. Carla Damiano, BSU	41.35	(135-8)
3. Andrea Kefiman, PU	41.18	(135-1)
4. Peggy Marshall, Whitworth	40.59	(133-2)
5. Jill Palmquist, CWU	39.93	(131-0)
6. Ann Davis, Willamette	39.11	(128-3)

3000 METER RUN

1. Patsy Sharples, UI	9:32.5*	*breaks own meet record of 9:53.06 set in 1980
2. Jenny Ord, UI	10:00.0	
3. Sonia Blackstock, UI	10:08.5	
4. Kathy Kenworthy, BSU	10:14.9	
5. Rhonda Burnett, EOSC	10:19.2	
6. Carol Christensen, CWU	10:20.9	

AAIA REGION IX (DIVISION II & III) TRACK & FIELD RESULTS cont. - add one

SHOT PUT

1. Jacqueline Degel, RMC	12.37 meters	(40-7)
2. Jill Palmquist, CWU	12.29	(40-4)
3. Karen Gurske, GFC	12.26	(40-2 3/4)
4. Joy Czmowski, SOSC	11.59	(38-1/4)
5. Lisa Smith, EWU	11.57	(37-11 1/2)
6. Andrea Heilman, PU	11.42	(37-5 3/4)

JAVELIN

1. Lorna Raabe, CWU	40.90 meters	(134-2)
2. Joan Williamson, WWU	38.00	(124-8)
3. Heide Apedaile	37.54	(123-2)
4. Ann Davis, Willamette	35.18	(115-5)
5. Diane Fox, Linfield	33.55	(110-1)
6. Jodi Siddall, OCE	33.10	(108-7)

LONG JUMP

1. Antonette Blythe, NNC	5.40 meters	(17-8 1/2)
2. Laurie Flagg, Whitworth	5.34	(17-6 1/4)
3. Cynthia Shepherd, OCE	5.20	(17-3/4)
4. Wendy Malich, WWU	5.00	(16-5)
5. Marlene Dean, UPS	4.93	(16-2)
tie Kelly Varney, Whitman	4.93	(16-2)

4 x 100 METER RELAY

1. Boise State (Karla Osburn, Dodds, Dworak, Hasselquist)	48.3*	*meet record as first time event run in meters
2. Central Washington (Pleasant, Steele, McCormick, Potter)	50.1	
3. Southern Oregon (Read, Mendenhall, Day, Chavez)	51.4	
4. Linfield (Wishart, Wentzel, Bell, Glazebrook)	51.5	
5. Oregon College (Shepherd, Johnson, Mountain, Halliday)	52.3	

1500 METER RUN

1. Jody Aronson, BSU	4:32.6*	*breaks meet record of 4:44.26 set by Rhonda Burnett, EOSC, in 1980
2. Patsy Sharples, UI	4:32.7	
3. LeeAnn Roloff, UI	4:40.5	
4. Kathy Kenworthy, BSU	4:42.1	
5. Suzanne Tovrea, Linfield	4:44.7	
6. Rhonda Burnett, EOSC	4:47.4	

AIWA REGION IX (DIVISION II & III) TRACK & FIELD RESULTS cont. - add two

HIGH JUMP

1. Kimberly Carroll, BSU	5-8*	*breaks meet record of 5-6 set by Anne Marie Solomonson, SPU in 1980
2. Rhonda James, UI	5-5	
3. Cynthia Stewart, BSU	5-4	
4. Tomi Hamner, SFU	5-4	
5. Laurie Lingel, Willamette	5-2	
6. Wendy Lewis, Rocky Mountain	5-2	

100 METER HURDLES

1. Colleen Williams, UI	15.0
2. Karen Maxwell, GFC	15.3
3. Mary Crevelt, BSU	15.3
4. Rhonda Day, SOSC	15.5
5. Donna Davidson, WWU	15.5
6. Jacquie Williams, GFC	15.8

400 METER DASH

1. Allison Falkenberg, UI	56.7
2. Darla Hasselquist, BSU	57.0
3. Kim Ward, UI	58.3
4. Karma Osburn, BSU	59.0
5. Bethany Ryals, WWU	59.4
6. Michelle Wentzel, Linfield	60.3

100 METER DASH

1. Jackie Jackson, GFC	12.3
2. Karen Osburn, BSU	12.5
3. Sheri McCormick, CWU	12.6
4. Laurie Brock, EWU	12.8
5. Marlene Dean, UPS	12.8
6. Susan Storck, EOSC	12.9

800 METER RUN

1. Helen Waterhouse, UI	2:12.0*	*breaks meet record of 2:16.9 set by Karen Rudd, SFU in 1981 semi-finals
2. Janis Swanson, WWU	2:13.6	
3. Jody Aronson, BSU	2:14.3	
4. Karen Rudd, SFU	2:15.7	
5. Ann Jenck, UP	2:16.4	
6. Jackie Miller, LC	2:17.3	

400 METER HURDLES

1. Colleen Williams, UI	62.4*	*breaks meet record of 64.46 set by Glynette Harwood, SPU, in 1980
2. Diane Dodds, BSU	64.2	
3. Donna Davidson, WWU	64.5	
4. Deborah Ocken, WWU	66.8	
5. Tami Read, SOSC	66.8	
6. Wendy Malich, WWU	67.4	

AIAM REGION IX (DIVISION II & III) TRACK & FIELD RESULTS cont. - add three

200 METER DASH (wind aided)

①. Jackie Jackson, GFC	25.1
2. Karen Osburn, BSU	25.8
3. Sheri McCormick, CWU	25.9
4. Darla Hasselquist, BSU	26.3
5. Marlene Dean, UPS	26.5
6. Donna Curry, PLU	26.8

5000 METER RUN

1. Patsy Sharples, UI	17:01.9*	*breaks meet record of 17:45.42 set by Sharples in 1980
2. Kristy Purdy, PLU	17:35.3	
3. Jenny Ord, UI	17:35.6	
4. Cynthia Crow, BSU	17:41.5	
5. Carol Christensen, CWU	17:52.5	
6. Sonia Blackstock, UI	17:56.0	

800 METER MEDLEY RELAY

1. Boise State	1:52.1*	*meet record as first time event run in meters
(Crevelt, Karma Osburn, Dworak, Damiano)		
2. Idaho	1:52.3	
(Schaeffer, James, Payne, Boettger)		
3. Pacific Lutheran	1:53.0	
(Rom, Johanson, Downing, Curry)		
4. Linfield	1:53.7	*meet record as first time event run in meters.
(Wishart, Wentzel, Bell, Glazebrook)		
5. Puget Sound	1:53.9	
(Thompson, Chappell, Dean, Hoza)		
6. Eastern Washington	1:54.4	
(Marrazzo, Colvin, Sale, Annette)		

4 x 400 METER RELAY

1. Idaho	3:52.2*
(Williams, Ward, Falkenberg, Waterhouse)	
2. Boise State	3:53.3
(Osburn, Dodds, Osburn, Hasselquist)	
3. Western Washington	3:59.0
(Graham, Swanson, Randall, Ryals)	
④. George Fox	4:02.6
(Thompson, Williams, Maxwell, Jackson)	
5. Eastern Washington	4:09.7
(Sale, Piper, Clemmons, Hall)	
6. Portland	4:11.9
(Jenck, Valez, Kemble, Lee)	

TEAM SCORES:

1. Idaho	149	11. Rocky Mountain	11	21. Eastern Oreg.	4
2. Boise State	144	12. Northwest Nazarene	10	22. Whitman	1 1/2
3. Western Washington	60	13. Lewis & Clark	9		
4. Central Washington	45	Oregon College	9		
⑤. George Fox	39	Eastern Washington	9		
6. Pacific Lutheran	37	16. Simon Fraser	8		
7. Southern Oregon	17	Portland	8		
8. Puget Sound	13 1/2	18. Pacific	7		
9. Linfield	13	Willamette	7		
10. Whitworth	12	20. Eastern Montana	6		

ATAW REGION IX (DIVISIONS II & III) TRACK & FIELD MEET

RESULTS - May 8, 1981

HEPTATHLON (FINAL)

1. Rhonda James, UI 44810 ~~044810~~ Meet record as
2. Esme Jensen, LC 4365 first time event run
3. Wendy Malich, WWU 4004
4. Liv Jonassen, WWU 3826
5. Brenda Allenbaugh, CWU 3740
6. Val Bishop, WWU 3669

DISCUS (FINAL)

1. Diana McAnulty, BSU 42.24m 138-7
2. Carla Damiano, BSU 41.35m 135-8
3. Andrea Heilman, PU 41.18m 135-1
4. Peggy Marshall, Whitw. 40.59m 133-2
5. Jill Palmquist, CWU 39.93m 131-0
6. Ann Davis, Willamette 39.11m 128-3

4 X 800 METER RELAY (FINAL)

1. Idaho 9:06.3 (Roloff, Ward, Falkenberg, Waterhouse)
2. Western Wash. 9:14.4* (Swanson, Randall, Graham, Ryals)
3. Pacific Luth 9:20.2 (Tri, Johanson, Johnson, Dong)
4. Portland 9:24.8 (Jenck, Smith, Lee, Valez)
5. Puget Sound 9:32.9 (Parnell, Kelly, Hoza, Henry)
6. Eastern Wash. 9:39.5 (Annette, Colvin, Freeman, Piper)

*new WWU school record - old mark of 9:28.2 set earlier this spring

4 X 100 METER RELAY (SEMI-FINALS) - top four in each heat to finals

HEAT 1

1. Boise State 48.4
2. Linfield 51.0
3. Southern Oregon 51.1
4. Eastern Oregon 51.3
5. George Fox Disq. - PROTESTED BUT TO NO AVAIL.

HEAT 2

1. Central Wash. 50.0
2. Northwest Naz. 50.5
3. Eastern Wash. 51.6
4. Oregon College 51.9
5. Rocky Mountain 52.1
6. Western Wash. Disqu

100 METER HURDLES (SEMI-FINALS) - top four in each heat advance to finals.

HEAT 1 (wind aided)

1. Colleen Williams, UI 14.7
2. Mary Crevelt, BSU 15.0
3. Tami Read, SOSC 15.3
4. Jacquie Williams, GFC 15.3
5. Wendy Malich, WWU 15.6
6. Lynne Hogue, RMC 16.4

HEAT 2 (wind aided)

1. Karen Maxwell, GFC 15.2
2. Donna Davidson, WWU 15.4
3. Rhonda James, UI 15.5
4. Rhonda Day, SOSC 15.5
5. Heather Jahr, PLU 15.9
6. LeeAnn Holliman, UP 15.9

AIW REGION IX results - May 8, 1981 - cont. - add one

100 METER DASH (SEMI-FINALS) - top four in each heat advance to finals

HEAT 1 (wind aided)

1. Jackie Jackson, GFC	11.90
2. Laurie Brock, EMU	12.5
3. Susan Storck, EOSC	12.6
4. Antonette Blythe, NNC	12.7
5. Valerie Dworak, BSU	13.0

HEAT 2 (wind aided)

1. Karen Osburn, BSU	12.3
2. Sheri McCormick, CMU	12.3
3. Jacque Davis, GFC	12.5
4. Marlene Dean, UPS	12.6
5. Corinna Lee, SFU	12.9
6. Teri Marrasso, EMU	12.9

4 X 100 METER RELAY (FINAL) - LANE ASSIGNMENTS

1. Linfield
2. Oregon College
3. Eastern Washington
4. Central Washington
5. Eastern Oregon
6. Southern Oregon
7. Northwest Nazarene
8. Boise State

100 METER HURDLES (FINAL) - LANE ASSIGNMENTS

1. Colleen Williams, UI
2. Rhonda James, UI
3. Mary Crevelt, BSU
4. Karen Maxwell, GFC
5. Jacquie Williams, GFC
6. Tamí Read, SOSC
7. Donna Davidson, WWU
8. Rhonda Day, SOSC

100 METER DASH (FINAL) - LANE ASSIGNMENTS

1. Laurie Brock, EMU
2. Jackie Jackson, GFC
3. Sheri McCormick, CMU
4. Susan Storck, EOSC
5. Antonette Blythe, NNC
6. Karen Osburn, BSU
7. Marlene Dean, UPS
8. Jacque Davis, GFC

800 METER RUN (SEMI-FINALS) - top four in each heat advance to finals

HEAT 1

1. Sheryl Tuttle, SOSC	2:18.6
2. XXXXXXXXXXXX Jackie Miller, LC	2:19.0
3. LeeAnn Roloff, UI	2:19.5
4. Jody Aronson, BSU	2:19.5
5. Cathy Nash, Willamette	2:19.5
6. XXXXXXXXXXXX Krista Dong, PLU	2:20.4

HEAT 2

1. Karen Rudd, SFU	2:16.81@
2. Helen Waterhouse, UI	2:18.5
3. Anne Jenck, UP	2:18.9
4. Janis Swanson, WWU	2:19.1
5. Dawn Graham, WWU	2:20.1
6. Monica Johnson, PLU	2:23.6

@Meet Record - breaks old mark of 2:17.64
set by Cheryl Petrovich, WWU, in 1980

AIAM REGION IX RESULTS - May 8, 1981 - cont. - add two

800 METER RUN(FINAL) - LANE ASSIGNMENTS

1. Sheryl Tuttle, SOSC
2. LeeAnn Roloff, UI
3. Helen Waterhouse, UI
4. Janis Swanson, WWU
5. Anne Jenck, UP
6. Jackie Miller, LC
7. Jody Aronson, BSU
8. Karen Rudd, SFU

400 METER HURDLES (SEMI-FINALS) - top four in each heat advance to finals.

HEAT 1

- | | |
|-------------------------|------|
| 1. Colleen Williams, UI | 64.1 |
| 2. Diane Dodds, BSU | 66.1 |
| 3. Tami Read, SOSC | 67.2 |
| 4. Wendy Malich, WWU | 67.5 |
| 5. Karen Maxwell, GFC | 68.0 |
| 6. Lois Thomas, GFC | 68.4 |

HEAT 2

- | | |
|-------------------------|------|
| 1. Donna Davidson, WWU | 66.3 |
| 2. Lisa Payne, UI | 67.1 |
| 3. Nora Thompson, GFC | 67.3 |
| 4. Deborah Ocken, WWU | 68.7 |
| 5. Maureen Frietag, NNC | 69.5 |
| 6. | |

400 METER HURDLES (FINAL) - LANE ASSIGNMENTS

1. Diane Dodds, BSU
2. Colleen Williams, UI
3. Nora Thompson, GFC
4. Deborah Ocken, WWU
5. Tami Read, SOSC
6. Lisa Payne, UI
7. Wendy Malich, WWU
8. Donna Davidson, WWU

200 METER DASH (SEMI-FINALS) - top four in each heat advance to finals

HEAT 1

- | | |
|---------------------------|------|
| 1. Jackie Jackson, GFC | 24.9 |
| 2. Darla Hasselquist, BSU | 25.8 |
| 3. Marlene Dean, UPS | 26.2 |
| 4. Donna Curry, PLU | 26.4 |
| 5. Valerie Dworak, BSU | 26.5 |

HEAT 2

- | | |
|-------------------------|------|
| 1. Karen Osburn, BSU | 25.8 |
| 2. Sheri McCormick, CWU | 26.2 |
| 3. Laurie Brock, EWU | 26.4 |
| 4. Jacque Davis, KGC | 26.5 |
| 5. Corinna Lee, SFU | 26.8 |

200 METER DASH (FINAL) - LANE ASSIGNMENTS

1. Darla Hasselquist, BSU
2. Karen Osburn, BSU
3. Sheri McCormick, CWU
4. Jacque Davis, GFC
5. Laurie Brock, EWU
6. Marlene Dean, UPS
7. Donna Curry, PLU
8. Jackie Jackson, GFC

3000 METER RUN (FINAL)

- | | |
|---------------------------|---------|
| 1. Patsy Sharples, UI | 9:32.50 |
| 2. Jenny Ord, UI | 10:00 |
| 3. Sonia Blackstock, UI | 10:08.5 |
| 4. Kathy Kenworthy, BSU | 10:14.9 |
| 5. Rhonda Burnett, EOSC | 10:19.2 |
| 6. Carol Christensen, CWU | 10:20.9 |

@breaks own meet record of 9:53.06 set in 1980

AAIAW REGION IX RESULTS - May, 8, 1981 cont. - add three

800 METER MEDLEY RELAY (SEMI-FINALS) - top 4 in each heat advance to finals

HEAT 1

1. Pacific Lutheran	1:53.4
2. Boise State	1:53.5
3. Puget Sound	1:53.8
4. Eastern Washington	1:54.3
5. Central Washington	1:57.5

HEAT 2

1. Idaho	1:52.7
2. Linfield	1:53.4
3. Rocky Mountain	1:55.3
4. Oregon College	1:57.1
Western Washington	Disq.

400 METER DASH (FINAL) - LANE ASSIGNMENTS

2. Darla Hasselquist, BSU
3. Bethany Ryals, WWU
4. Karna Osburn, BSU
5. Michelle Wentzel, Linfield
6. Kim Ward, UI
7. Allison Falkenberg, UI
8. Dena Sale, EWU

TEAM SCORING (after 5 events)

1. Idaho	46
2. Boise State	30
3. Pacific Lutheran	22
4. Western Wash.	19
5. Lewis & Clark	8
6. Pacific	6
Puget Sound	6
8. Central Wash.	5
9. Portland	4
Whitworth	4
11. Eastern Oregon	2
12. Southern Oregon	1
Eastern Wash.	1
Willamette	1

800 METER MEDLEY RELAY (FINAL) - LANE ASSIGNMENTS

1. Pacific Lutheran
2. Rocky Mountain
3. Linfield
4. Idaho
5. Oregon College
6. Puget Sound
7. Boise State
8. Eastern Washington

4 X 400 METER RELAY (SEMI-FINALS) - top 4 in each heat advance to finals

HEAT 1

1. George Fox 4:02.3
2. Idaho 4:06.3
3. Eastern Wash 4:07.3
4. Southern Ore 4:09.6
5. Northwest Naz 4:10.2

HEAT 2

1. Boise State 4:20.9
2. Portland 4:22.4
3. Central Wash. 4:21.4
4. Western Wash. 4:28.2

4 X 400 METER RELAY (FINAL) - LANE ASSIGNMENTS

1. Idaho
2. Portland
3. George Fox
4. Western Washington
5. Eastern Washington
6. Boise State
7. Southern Oregon
8. Central Washington

ATAW REGION IX (DIVISION II & III) TRACK & FIELD RESULTS
HEPTATHLON

Name	School	100 M. HURDLES	SHOT PUT	HIGH JUMP	200 METERS	LONG JUMP	JAVELIN	800 METERS	TOTAL
Cynthia Stewart	BSU	DID	NOT	COMPETE					
Wendy Schwarz	BSU	DID	NOT	COMPETE					
Brenda Allenbaugh	CWU	17.8	8.58m 28-1 3/4	1.42m 4-8	28.1	4.39m 14-4 3/4	19.67m 64-6 1/2	2:36.9	
		493	489	635	605	525	393	600	5
			982	1617	2222	2747	3140	3740	
Diane Thompson	UPS	DID	NOT	COMPETE					
Val Bishop	WMU	18.4	7.45m 24-5 1/4	1.53m 5-1 1/4	29.9	4.58m 15-1 1/4	20.47m 67-2	2:38.3	
		447	403	759	491	573	410	586	6
			850	1609	2100	2673	3083	3669	
Liv Jonassen	WMU	18.0	7.81m 25-7 1/2	1.42m 4-8	28.8	4.51m 14-9 1/2	21.12m 69-3 1/2	2:23.7	4
		477	431	635	558	556	425	744	
			908	1543	2101	2657	3082	3826	
Wendy Malich	WMU	16.5	9.07m 29-9	1.37m 4-6	27.6	4.93m 16-2	18.65m 61-2 1/4	2:33.4	3
		598	524	576	640	660	370	636	
			1122	1698	2338	2998	3368	4004	
Rhonda James	UI	15.6	7.36m 24-1 3/4	1.60m 5-3	27.4	5.09m 16-8 1/2	26.57m 87-2	2:29.4	1
		685	396	834	655	698	534	679	
			1081	1915	2570	3268	3802	4481	
Esme Jensen	LC	17.7	9.79m 32-1 1/2	1.57m 5-1 3/4	28.6	4.70m 15-5	30.42m 99-9 3/4	2:27.2	2
		499	575	808	571	603	606	703	
			1074	1882	2453	3056	3662	4365	

date 1981?HEPTATHLON (9)

Cynthia Stewart	BSU
Wendy Schwarz	BSU
Brenda Allenbaugh	CWU
Diane Thompson	UPS
Val Bishop	WWU
Liv Jonassen	WWU
Wendy Malich	WWU
Rhonda James	UI
Esme Jensen	LC

10,000 METER RUN (21)

Patsy Sharples	UI	35:14
Kristy Purdy	PLU	37:12.8
Sonia Blackstock	UI	XXXXXX 36:40.5
Cynthia Crow	BSU	37:47.7
Angela French	UPS	37:59.3
Dianne Johnson	PLU	38:37.6
Kelly Warren	UI	XXXXXX 38:33.2
Lynne Baudin	WWU	40:40
Dianne Goodreau	SOSC	40:43
Cindy Partridge-Fry	UI	42:54
Beth Rupprecht	BSU	44:19.4
Pam Schafer	NMC	NT
Lisa Slocum	GFC	NT
Elizabeth Cole	Linfield	NT
Gerianne Hall	Linfield	NT
Becky Lathrop	WWU	NT
Jeanna Nuxoll	UI	NT
Robin McMicken	UI	NT
Carol Lewis	Whitw.	NT
Susan Jeffries	Whitw.	NT
Elizabeth Van Dijk	SOSC	NT

c

4 x 800 METER RELAY (10)

Idaho		9:04.2
Western Washington	XXXXXX	9:23.19
Portland	XXXXXX	9:33.29
Pacific Lutheran		9:43
Eastern Washington	XXXXXX	10:09.0
Puget Sound		10:22.5
Boise State	NT	
Central Washington	NT	
Linfield College	NT	
Southern Oregon	NT	11:45.07

3000 METER RUN (35)

Patsy Sharples	UI	9:33.9	
Kathy Kenworthy	BSU	9:58.49	
Ronda Burnett	EOSC	10:07.4	
Jody Aronson	BSU	10:14.87	
Jenny Ord	UI	10:19.8	
Kristy Purdy	PLU	XXXXXX	10:12.6
Cynthia Crow	BSU	10:22.88	
Laura Myers	CMU	10:26.6	
Dianne Johnson	PLU	10:31.5	
Sonia Blackstock	UI	10:31.2	
Angela French	UPS	10:35.8	
Carol Christensen	CMU	10:37.2	
Debbie Tri	PLU	XXXX	10:24.1
Penny Messenger	UI	10:40.3	
Carol Lewis	Whitworth	10:44.4	
Bridget Cooke	OCE	10:46.8	C
Kitty Teller	CMU	10:48	C
Cherry Gardner	BSU	10:54.7e	C
Judy Smith	BSU	11:01e	C
Shawna Lakin	PLU	11:02.3	C
Kathy O'Connell	UP	11:03	C
Elizabeth Cole	Linfield	11:35.1	C
Leslie Hanna	WWU	NT	C
Becky Lathrop	WWU	NT	C
Karen Newman	WMU	NT	C
Liz Street	SFU	NT	C
Hannele Jantti	SFU	NT	C
Liz Davies	SFU	NT	C
Dawn Cantwell	SFU	NT	C
Cheryl McCargar	SFU	NT	C
Robin McMicken	UI	NT	C
LeeAnn Roloff	UI	NT	C
Sheryl Piper	EWU	NT	C
Jill Cuthbert	Whitman	NT	C
Kristy Sherman	Whitman	NT	C

LONG JUMP (27)

Laurie Flagg	Whitworth	18 - 5 1/2	
Kristy Curley	EWU	18 - 2	
Antonette Blythe	NNC	17 - 11 1/2	
Marlene Dean	UPS	17 - 4	
Cynthia Shepherd	OCE	17 - 3 1/2	
Alice Pleasant	CWU	17 - 2	
Kelly Varney	Whitman	17 - 1/2	
Wendy Malich	WWU	17 - 0	C
Jacquie Williams	GFC	16 - 11 3/4	C 17-0
Rosie Simpson	WWU	16 - 10	C
Wendy Schwarz	BSU	16 - 9 3/4	C
Susi Chaffee	PU	XXXXXX 17-3 1/2	C
Kristy Dees	WWU	16 - 6	C
Brenda Rom	PLU	16 - 5 3/4	C
Wendy Lewis	RMC	16 - 5 1/2	C
Carla Randall	WWU	16 - 4 1/2	C
Cathy Krug	EMC	16 - 4	C
Diane Dodds	BSU	16 - 1	C
Cindy Allen	RMC	15 - 11 1/2	C
Cynthia Adams	BSU	15 - 2 3/4	C
Joan Keller	RMC	14 - 4	C
Tambra LaPlante	RMC	14 - 4	C
Silvia Swiger	RMC	14 - 4	C
Joan Gould	NMC	NM	C
Robyn Munn	SFU	NM	C
Mary Crevelt	BSU	NM	C
Sandy Schaffer	UI	NM	C

SHOT PUT (21)

Jacqueline Degel	RMC	XXXXXXXXXX 42-10 1/2	
Karen Gurske	GFC	42 - 2 1/2	
Jill Palmquist	CWU	XXXXXX 42-0	
Lisa Smith	EWU	39 - 10	
Ann Davis	Willamette	39 - 9 1/2	
Andrea Heilman	PU	39 - 1	
Nicki Luper	UI	38 - 5	
Carla Damiano	BSU	38 - 3	
Sandra Vernon	RMC	XXXXX 38-5	
Joy Czmowski	SOSC	38 - 3/4	C
Barb Crocker	LC	37 - 0	C
Diana McAnulty	BSU	36 - 5 1/2	C
Sandra Barboza	Linfield	36 - 5	C
Sheryl Ward	OCE	36 - 5	C
Elvira Skurdal	RMC	35 - 11	C
Lori Kessel	EMC	35 - 6	C
Lynette Phillips	GFC	34 - 11	C
Karen Heffernan	WWU	33 - 0	C
Amy Wertz	BSU	32 - 3	C
Jana Clouse	WWU	30 - 0	C
Karen Jackson	NNC	NM	C

JAVELIN (24)

Lorna Raabe	CWU	145- 8 1/2	
Joan Williamson	WUW	141 - 1	
Jodi Siddall	OCE	131 - 1	
Cathy Winterbotham	SOSC	129 - 5	
Shannon Joseph	SOSC	128 - 11	
Heide Apedaile	EMC	128 - 0	
Vicki Utley	UP	125 - 2	
Ann Davis	Willamette	124 - 9	
Laurie Buskala	CWU	123 - 3 1/2	
Diane Fox	Linfield	122 - 6	
Jackie Martin	RMC	120 - 4	
Patti Jo Rue	EMC	115 - 0	C
Tawny Worm	RMC	112 - 0	C
Elvira Skurdal	RMC	112 - 0	C
Kathy Peterson	NNC	108 - 5	C
Lynette Phillips	GFC	108 - 0	C
Patti Foltz	RMC	108 - 0	C
Karen Gurske	GFC	106 - 0	C
Carla Damiano	BSU	103 - 11 1/4	C
Karen Jackson	NMC	NMC 127-9 1/2	C
Tracy Anderson	NMC	NM	C
Michele McCandless	SFU	NM	C
Brenda Allenbaugh	CWU	NM	C
Jeannie McCarthy	EWU	NM	C

DISCUS (19)

Jacqueline Degel	RMC	141 - 3	
Diana McAnulty	BSU	134 - 10	
Andrea Heilman	PU	132 - 1	
Peggy Marshall	Whitworth	XXXXXX 129-4	
Lori Kessel	EMC	126 - 4	
Ann Davis	Willamette	125 - 11	
Jill Palmquist	CWU	XXXXXX 129-1	C
Joy Czmowski	SOSC	123 - 7	C
Nicki Luper	UI	120 - 6	C
Paula Better	CWU	120 - 0	C
Elvira Skurdal	RMC	118 - 0	C
Carla Damiano	BSU	XXXXXX 124-0	C
Shannon Joseph	SOSC	115 - 9	C
Kellie Stockton	UI	115 - 2	C
Sandra Vernon	RMC	112 - 0	C
Amy Wertz	BSU	107 - 7 1/2	C
Karen Heffernan	WUW	105 - 0	C
Jana Clouse	WUW	105 - 0	C
Cynthia Stewart	BSU	NM	C

HIGH JUMP (21)

Kimberly Carroll	BSU	5 - 9	
Julie Fitzgerald	EOSC	5 - 6	
Laurie Lingel	Williamette	5 - 5	
Kristy Dees	WWU	5 - 4	
Cynthia Stewart	BSU	5 - 4	
Wendy Lewis	RMC	5 - 2	
Lynne Hogue	RMC	5 - 2	
Kristin Frantsen	PLU	5 - 2	
Marybeth King	UPS	5 - 2	
Dina von Hahn	WWU	5 - 2	
Rhonda James	UI	5 - 2	
Dana Fish	UI	5 - 2	
Cindy Winterbotham	SOSC	5 - 2	
Val Bishop	WWU	5 - 1	
Tally McLain	EOSC	5 - 0	
Cathy Weber	Whitworth	5 - 0	C
Kay Pettygrove	Linfield	4 - 11	C
Connie Taylor	NNC	4 - 10	C
Tambra LaPlante	RMC	4 - 10	C
Silvia Swiger	RMC	4 - 10	C
Tom Hamner	SFU	NM	C

4 x 100 METER RELAY (14)

Boise State	48.20
Eastern Washington	48.5
Simon Fraser	XXXXX 48.91
Central Washington	49.5
George Fox	50.0
Eastern Oregon	50.1
Western Washington	50.4
Northwest Nazarene	50.8
Idaho	51.5
Pacific Lutheran	52.2
Linfield	52.3
Rocky Mountain	52.6
Oregon College	52.7
Southern Oregon	NT

1500 METER RUN (36)

Patsy Sharples	UI	4:31.6	
Jody Aronson	BSU	XXXXXX 4:32.9	
Kathy Kenworthy	BWS BSU	XXXXXX 4:33.02	
Suzanne Tovrea	Linfield	4:43	
LeeAnn Roloff	UI	4:43.8	
Laura Myers	CWU	4:44.5	
Helen Waterhouse	UI	4:44.5	
Jane Abbott	WWU	4:48	
Debbie Tri	PLU	4:48.2	
Anne Jenck	UP	4:48.7	
Ronda Burnett	EOSC	4:48.9	
Denise Freeman	EWU	4:50	
Jenny Ord	UI	4:51	
Kathleen Parnell	UPS	4:51.4	
Kristy Purdy	PLU	4:55	C
Robin McMicken	UI	4:56.4	C
Dana Betsch	Whitworth	4:57.2	C
Carol Christensen	CWU	4:58	C
Melanie Langdon	PLU	4:58.3	C
Kitty Teller	CWU	4:59	C
Judy Smith	BSU	5:01	C
Kathy Curran	WWU	5:06	
Cathy Goolsby	WWU	5:06	
Annette Swanson	Whitworth	5:11	C
Clara Oswalt	Whitworth	5:15	C
Peg Havlovick	EMC	5:31	
Michelle Kelley	RMC	5:52.6	C
Liz Street	SFU	NT	C
Hannele Jantti	SFU	NT	C
Cathy Flannery	SFU	NT	C
Lisa Stocum	GFC	NT	C
Randa Allen	UI	NT	C
Sue Barnes	EWU	NT	C
Sheryl Piper	EWU	NT	C
Jill Cuthbert	Whitman	NT	C
Kristy Sherman	Whitman	NT	C

100 METER HURDLES (24)

Kristy Curley	ENU	14.8	
Marianne Ball	SFU	14.9	
Colleen Williams	UI	15.0	
Rhonda Day	SOSC	15.3	
Mary Crevelt	BSU	15.34	
Tami Read	SOSC	15.4	
Heather Jahr	PLU	15.53	
Chris Grant	ENU	15.6	
Karen Maxwell	GFC	XXXX	15.5
Donna Davidson	WWU	15.7	
Jacquie Williams	GFC	XXXX	15.6
LeeAnn Holliman	UP	15.9	
Rhonda James	UI	XXXX	15.7
Wendy Malich	WWU	XXXX	15.6
Teri Meece	BSU	16.03e	
Lynne Hogue	RMC	16.2	
Deborah Ocken	WWU	16.8	
Michelle McArthur	LC	16.8	C
Lois Thomas	GFC	17.0	C
Sandra Burns	GFC	17.4	C
Joanne Perrine	ENC	17.5	C
Cynthia Stewart	BSU	18.04	C
Debbie Slevin	NMC	NT	C
Deanna Stohl	Whitworth	NT	C

400 METER DASH (40)

Darla Hasselquist	BSU	56.69e	
Allison Falkenberg	UI	56.99 56.52	
Kim Ward	UI	57.9	
Bethany Ryals	WWU	58.4	
Karma Osburn	BSU	58.52e	
Karen Osburn	BSU	59.4	
Sheri McCormick	CWU	59.7	C
Carla Randall	WWU	59.8	C
Dawn Graham	WWU	60.0	C
Evelyn Boettger	UI	60.0	C
Janis Swanson	WWU	60.3	C
Diane Dodds	BSU	60.41e	C
Laurie Flagg	Whitworth	60.6	C
Michelle Wentzel	Linfield	60.7	C
Ann Damfano	BSU	60.74e	C
Denise Steele	CWU	61.2	C
Tally McLain	EOSC	61.2	
Susan Kemble	UP	61.3	C
Mindy Glazebrook	Linfield	62.1	C
Donna Curry	PLU	62.2	C
Lori Johanson	PLU	62.5	C
Krista Dong	PLU	62.5	C
Rosie Simpson	WWU	62.7	C
Cindy Turner	Whitworth	63.0	C
Stephanni Hoza	UPS	63.1	C
LeAnna Raike	RMC	63.4	C
Julie Shultz	CWU	65.0	C
Michelle Kelley	RMC	69.0	C
Silvia Swiger	RMC	71.9	C
Corinna Lee	SFU		C
Jasmine Gill	SFU		C
Liz Street	SFU		C
Susan Pare	SFU		C
Joan Keller	RMC		C
Christi Mixson	PLU		C
Monica Johnson	PLU		C
Helen Waterhouse	UI		C
Dena Sale	EWU		C
Deanna Clemmons	EWU		C
Sheila Hall	EWU		C

100 METER DASH (36)

Jackie Jackson	GFC	12.05	
Marlene Dean	UPS	12.1	
Karen Osburn	BSU	12.18	
Julie Fitzgerald	EOSC	12.2	
Allison Falkenberg	UI	12.2	
Susan Storck	EOSC	12.4	
Antonette Blythe	NMC	12.42	
Laurie Brock	EWU	12.5	
Sheri McCormick	CHU	12.5	
Valerie Dworak	BSU	12.64e	
Jacque Davis	GFC	12.8	12.6 c
Kay Archer	WWU	12.8	c
Susan Greenwald	EOSC	12.9	
Alice Pleasant	CHU	12.9	c
Jacque Williams	GFC	12.9	c
Lauri Dominoski	WWU	13.0	c
Margaret Carlson	WWU	13.0	c
Shari Potter	CHU	13.0	c
Donna Curry	PLU	13.0	c
Kelly Menzel	EMC	13.2	c
Karine Allan	Whitworth	13.2	c
Cindy Allen	RMC	13.2	c
Connie Wishart	Linfield	13.3	c
Joan Keller	RMC	13.5	c
Jackie Martin	RMC	13.7	c
Kathy Green	RMC	14.0	c
Deanna Stohl	Whitworth	14.1	c
Marianne Ball	SFU	NT	c
Jasmine Gill	SFU	NT	c
Corinna Lee	SFU	NT	c
Robyn Munn	SFU	NT	c
Debbie Slevin	NMC	NT	c
Lori Pizzini	NMC	NT	c
Connie Taylor	BSU	NT	c
Lori Pickard	Whitworth	NT	c
Teri Marrazzo	EWU	NT	c

800 METER RUN (58)

Jody Aronson	BSU	2:13.64	
Helen Waterhouse	UI	2:14.02	
LeeAnn Roloff	UI	2:15.9	
Janis Swanson	WWU	2:16.1	
Carla Randall	WWU	2:18.2	
Jackie Miller	LC	2:18.3e	
Linda Robinson	Willamette	2:19.4	
Sheryl Tuttle	SOSC	2:19.5	
Myra Klettke	EWU	2:19.6	
Cathy Nash	Willamette	2:20.2	
Cheryl Petrovich	WWU	2:20.4	
Krista Dong	PLU	2:20.7	
Ronda Burnett	EOSC	2:20.9	
Darla Hasselquist	BSU	2:20.96	
Liv Jonassen	WWU	2:21	
Diane Dodds	BSU	2:21.09	
Kim Ward	UI	2:21.2	
Terresa Lee	UP	2:21.6	
Laura Myers	CWU	2:21.8	
Crystal Rose	SOSC	2:22	c
Cindy Henry	UPS	2:22.3	c
Kathleen Parnell	UPS	2:22.9	c
Anne Jenck	UP	2:22.9	c
Debbie Tri	PLU	2:23.2	c
Carolyn Valez	UP	2:23.2	c
Carol Christensen	CWU	2:24.0	c
Nora Thompson	GFC	2:24.1	e
Monica Johnson	PLU	2:24.3	c
Kitty Teller	CWU	2:24.8	c
Judy Smith	BSU	2:25.12e	c
Melanie Langdon	PLU	2:25.9	c
Lori Kelly	UPS	2:26.0	c
Laurene Smith	UP	2:26.3	c
Kerry Burrell	EMC	2:27.0	c
Janet Van Fleet	UP	2:28.0	c
Michelle Wentzel	Linfield	2:28.8	c
Dawna Bell	CWU	2:30.0	c
Carol Strickland	WWU	2:30.0	c
Annette Swanson	Whitworth	2:30.0	c 2:28.5
Lisa Lewis	BSU	2:32.0	c
Clara Oswalt	Whitworth	2:32.0	c
Stephanni Hoza	UPS	2:34.0	c
Michelle Kelley	RMC	2:51.5	c
Nadine Sneed	NMC	NT	c
Karen Rudd	SFU	NT	c
Liz Street	SFU	NT	c
Cathy Flannery	SFU	NT	c
Clare Leong	UPS	NT	c
Dawn Graham	WWU	2:18.2	c 2:18.2
Bethany Ryals	WWU	NT	c
Jane Abbott	WWU	NT	c
Peg Havlovick	EMC	NT	c
Robin McMicken	UI	NT	c
Kelly Woods	UI	NT	c
Bobbi Annette	EWU	NT	c
Sue Barnes	EWU	NT	c
Denise Freeman	EWU	NT	c
Sue Colvin	EWU	NT	c

400 METER HURDLES (28)

Colleen Williams	UI	61.66	
Lisa Payne	UI	64.2	
Donna Davidson	WMU	64.4	
Diane Dodds	BSU	XX 64.71	
Tami Read	SOSC	65.8	
Esme Jensen	LC	XX 66.9	
Wendy Malich	WMU	66.9	
Mary Crevelt	BSU	68.2	
Maureen Frietag	NNC	68.9	
Karen Maxwell	GFC	XX 67.0	
Deborah Ocken	WMU	69.6	c
Joanne Perrine	EMC	69.8	c
Nora Thompson	GFC	70.0	66.9
Lois Thomas	GFC	70.0	64.0
Teri Meece	BSU	70.47e	c
Michelle McArthur	LC	70.7	c
Brenda Allenbaugh	CWU	71.0	c
Sandra Burns	GFC	71.0	c
Lynne Hogue	RMC	71.2	c
Denise Macomber	OCE	72.3	c
Cindy Allen	RMC	80.0	c
Tambra LaPlante	RMC	NT	c
Heather Jahr	PLU	NT	c
Helen Waterhouse	UI	NT	c
Mary Goin	UI	NT	c
Deanna Stohl	Whitworth	NT	c
Sheila Hall	EWU	NT	c
Chris Grant	EWU	NT	c

200 METER DASH (38)

Allison Falkenberg	UI	24.9	
Jackie Jackson	GFC	25.0	
Valerie Dworak	BSU	25.61e	
Darla Hasselquist	BSU	25.72	
Karen Osburn	BSU	XX 25.14	
Marlene Dean	UPS	25.9	
Sheri McCormick	CWU	26.2	
Laurie Brock	EWU	26.2	
Donna Curry	PLU	26.3	
Jacque Davis	GFC	26.66	26.2
Julie Fitzgerald	EOSC	26.7	
Bethany Ryals	WMU	26.9	c
Laurie Dominoski	WMU	27.0	c
Kay Archer	WMU	27.0	c
Alice Pleasant	CWU	27.0	c
Jacquie Williams	GFC	27.0	c
LeAnna Raike	RMC	27.2	c
Shari Potter	CWU	27.2	c
LeeAnn Holliman	UP	27.4	c
Margaret Carlson	WMU	27.4	c
Mindy Glazebrook	Linfield	27.5	c
Jan Downing	PLU	27.5	c
Kelly Wenzel	EMC	27.7	c
Joan Keller	RMC	27.9	c
Karine Allan	Whitworth	28.6	c
Denise Steele	CWU	29.0	c
Deanna Stohl	Whitworth	29.1	c
Cathy Weber	Whitworth	29.2	c
Debbie Slevin	RMC	NT	c
Marianne Ball	SFU	XX 25.6	c
Jasmine Gill	SFU	NT	c
Corinna Lee	SFU	NT	c
Robyn Munn	SFU	NT	c
Cindy Allen	RMC	NT	c
Connie Taylor	BSU	NT	c
Christi Mixson	PLU	NT	c
Lori Pickard	Whitworth	NT	c
Teri Merrazzo	EWU	NT	c

5000 METER RUN (32)

Patsy Sharples	UI	XXXXXX	16:29.9	
Laura Myers	CWU		17:43.5	
Kristy Purdy	PLU	XXXXXX	17:33.8	
Sonia Blackstock	UI		17:59.5	
Christy Hendry	PU		18:00	c
Bridget Cooke	OCE		18:05	
Ronda Burnett	EOSC		18:08.2	
Dianne Johnson	PLU		18:08.6	
Angela French	UPS		18:11.5	
Cynthia Crow	BSU		18:13.9	
Jenny Ord	UI	XXXXXX	17:50	
Suzanne Tovrea	Linfield		18:18.0	
Becky Lathrop	WWU		18:46	
Carol Christensen	CWU		18:46.3	
Shawna Lakin	PLU		18:47.0	
Cherry Gardner	BSU		18:48.88	
Carol Lewis	Whitworth		18:51.1	
Kathy O'Connell	UP		18:54.9	
Kitty Teller	CWU		18:57.3	
Peg Havlovick	EMC		20:11	
Susan Jeffries	Whitworth	NT		c
Jill Cuthbert	Whitman	NT		c
Kristy Sherman	Whitman	NT		c
Leslie Hanna	WWU	NT		c
Penny Messenger	UI	NT		c
Kelly Warren	UI	NT		c
Jeanna Nuxoll	UI	NT		c
Kathy Kenworthy	BSU	NT		c
Dawn Cantwell	SFU	NT		c
Liz Davies	SFU	NT		c
Cheryl McCargar	SFU	NT		c
Lisa Stocum	CFC	NT		c

800 METER MEDLEY RELAY (13)

George Fox	1:53.3
Simon Fraser	1:54.4
Western Washington	1:54.5
Eastern Oregon	1:54.7
Puget Sound	1:56
Eastern Washington	XXXXX 1:56.5
Rocky Mountain	1:59.3
Linfield	2:05.8
Boise State	NT
Central Washington	NT
Pacific Lutheran	NT
Idaho	NT
Oregon College	NT

4 X 400 METER RELAY (12)

Idaho	3:53.1
Boise State	3:55.74e (y)
Western Washington	3:56.5
George Fox	4:06
Eastern Washington	4:06
Univ. of Portland	4:09.1
Central Washington	4:10
Pacific Lutheran	4:11
Northwest Nazarene	4:12.1
Linfield	4:18.0
Whitworth	4:24
Southern Oregon	NT

GEORGE FOX COLLEGE/LINFIELD/PACIFIC
PACIFIC LUTHERAN/OREGON COLLEGE OF EDUCATION
Newberg, Oregon
April 18, 1981

EVENT	PLACE	SCHOOL	TIME/DIS	PTS	GFC	LIN	PAC	PLU	OCE
HIGH JUMP	1st Connie Vedack	Pac	4-10	6	4/4	0/0	6/6	0/0	0/0
	2nd Karen Maxwell	GFC	4-8	4					
SHOT	1st Karen Gurske	GFC	41'3"	6	7/11	2.5/	4/10	0/0	2.5/2
	2nd Andrea Heilman	Pac	39'1"	4		2.5			
	3rd Sheryl Ward	OCE	36'5"	2.5					
	3rd Sandra Barboza	Lin	36'5"	2.5					
	5th Lynette Phillips	GFC	34'5"	1					
400 RELAY	1st Davis, Maxwell	GFC	49:6	6	6/17	2/4½	0/10	3/3	4/6½
	Williams, Jackson								
	2nd Oregon	OCE	52:7	4					
	3rd Pacific Luth	PLU	53:6	3					
	4th Linfield	Lin	53:7	2					
1500	1st Suzanne Tovea	Lin	4:46.8	6	0/17	6/	0/10	0/3	4/10½
	2nd Marie DeHart	OCE	5:04.3	4		10½			
JAVELIN	1st Jodi Siddall	OCE	131-1	6	7/24	3/	0/10	0/3	6/16½
	2nd Karen Gurske	GFC	106-5½	4		13½			
	3rd Lynette Phillips	GFC	102-2½	3					
	4th Sandra Barboza	Lin	85-1	2					
	5th Julie Churchill	Lin	83-7½	1					
100M HURDLES	1st Karen Maxwell	GFC	15:5'	6	12/	0/	0/10	3/6	0/16½
	2nd Jacquie Williams	GFC	15:6	4	36	13½			
	3rd Heather Jahr	PLU	16:2	3					
	4th Lois Thomas	GFC	17:2	2					
LONG JUMP	1st Cynthia Shepard	OCE	17'3½"	6	4/	0/	4/14	2/8	6/22½
	2nd Sueie Chaffee	Pac	17'3/4"	4	40	13½			
	3rd Jacquie Williams	GFC	16'11½"	3					
	4th Brenda Rom	PLU	16'3 3/4"	2					
	5th Karen Maxwell	GFC	15'5½"	1					

GEORGE FOX COLLEGE/Linfield/Pacific
Pacific Lutheran/Oregon College of Education
Newberg, Oregon
April 18, 1981

EVENT	PLACE	SCHOOL	TIME/DIS	PTS	GFC	LIN	PAC	PLU	OCE
100	1st Donna Curry	PLU	62:2	6	0/40	4/	0/14	11/	1/23½
	2nd Mindy Glazebrook	Lin	62:4	4		17½		19	
	3rd Branda Rom	PLU	64:0	3					
	4th Jan Downing	PLU	65:0	2					
	5th Denise Macomber	OCE	65:8	1					
200M	1st Karen Maxwell	GFC	68:9	6	10/	0/	0/14	2/	3/26½
	2nd Lois Thomas	GFC	70:3	4	50	17½		21	
	3rd Denise Macomber	OCE	72:3	3					
	4th Heather Jahr	PLU	73:1	2					
300	1st Suzanne Tourea	Lin	2:25.3	6	0/	9/	0/14	6/	1/27½
	2nd Debbie Tri	PLU	2:25.9	4	50	26½		21	
	3rd Michelle Wautrel	Lin	2:28.8	3					
	4th Cynthia Farrow	PLU	2:49.2	2					
	5th Tammy Wilson	OCE	2:51.3	1					
400	1st Jackie Jackson	GFC	12.2	6	12/	1/	3/	0/	0/27½
	2nd Jacque Davis	GFC	12.6	4	62	27½	17	27	
	3rd Lisa Martelon	Pac	13.0	3					
	4th Jacque Williams	GFC	13.2	2					
	5th Connie Wurchart	Lin	13.3	1					
500	1st Jackie Jackson	GFC	25.3	6	10/	2/	0/	4/	0/27½
	2nd Jacque Davis	GFC	26.8	4	72	29½	17	1	
	3rd Donna Curry	PLU	27.5	3					
	4th Mindy Glazebrook	Lin	27.5	2					
	5th Jan Downing	PLU	27.7	1					
600	1st Bridget Cooke	OCE	10:46.8	6	0/	0/	0/	7/	9/36½
	2nd Debbie Tri	PLU	10:51.6	4	72	29½	17	38	
	3rd Shewan Lakin	PLU	11:03.4	3					
	4th Lynn Barry	OCE	11:55.2	2					
	5th Kim Johnson	OCE	12:06.0	1					
700	1st Lisa Slocum	GFC	20:43.4	6	6/	0/	0/	4/	0/36½
	2nd Mary Branson	PLU	20:05.5	4	78	29½	17	42	

GEORGE FOX COLLEGE/Linfield/Pacific
Pacific Lutheran/Oregon College of Education
Newberg, Oregon
April 13, 1981

EVENT	PLACE	SCHOOL	TIME/DIS	PTS	GFC	LYN	PAC	PLU	OCE
DISCUS	1st Andy Heilman	Pac	129- $\frac{1}{2}$	6	6/84	0/	6/	0/	4/40 $\frac{1}{2}$
	2nd Karen Gorska	GFC	109-10 $\frac{1}{2}$	4		29 $\frac{1}{2}$	23	42	
	3rd Theresa Heilers	OCE	108-5	3					
	4th Rachel Hampton	GFC	98-1	2					
	5th Sheryl Ward	OCE	86-10	1					
1600	1st	GFC	4:09.0	6	6/	4/	0/	3/	2/42 $\frac{1}{2}$
RELAY	2nd	LYN	4:20.0	4	90	33 $\frac{1}{2}$	23	45	
	3rd	PLU	4:27.7	3					
	4th	OCE	4:40.4	2					

[illegible]

WCIC TRACK & FIELD CHAMPIONSHIPS
Linfield College
April 24, 1981

EVENT	PLACE	SCHOOL	TIME/DIS	PTS	GFC	L&C	L	PLU	PU	W	
400	1.	Donna Curry	PLU	60.5	10	0	0	8 6	10 9 1	0	2
	2.	Michelle Wentzel	L	61.3	8						
	3.	Mindy Glazebrook	L	61.6	6						
	4.	Lori Johanson	PLU	62.1	4	30	2	29	71	0	33
	5.	Janis Rue	W	63.1	2						
	6.	Brenda Rom	PLU	63.6	1						
100M Hurdles	1.	Karen Maxwell	GFC	15.5	10	10	4		6		1
	2.	Jacque Williams	GFC	16.0	8	8					
	3.	Heather Jahr	PLU	16.1	6	2					
	4.	Michelle McArthur	L&C	16.8	4	20					
	5.	Saundra Burns	GFC	17.1	2						
	6.	Laurie Eider	W	19.3	1	50	6				
Tied Record Karen Maxwell 15.5 1980							29	76	0	33	
100	1.	Jackie Jackson	GFC	12.5	10	10	0	0	0	4	6
	2.	Jacque Davis	GFC	12.8	8	18					2
	3.	Lisa Sweo	W	13.4	6	1					
	4.	Susie Chaffee	PU	13.4	4	19					
	5.	Vangie Warren	W	13.5	2						
	6.	Jacque Williams	GFC	13.5	1						
Tied Old Record 12.5 - Joyce Yates GFC 1979					69	6	29	76	4	33	
800	1.	Jackie Miller	L&C	2:18.3	10	0	10	0	6 4 2	0	8
	2.	Linda Robinson	W	2:19.4	8						
	3.	Monica Johnson	PLU	2:20.6	6				12		1 9
	4.	Debbie Tri	PLU	2:20.7	4						
	5.	Krista Dong	PLU	2:20.7	2						
	6.	Cathy Naxh	W	2:23.4	1						
	7.	NORA Thompson		2:23.5							
New Record, Old Record 2:24.5 Eileen McDougal GFC 1979					69	10	29	88	4	42	
High Jump	1.	Laurie Lingel	W	5-2	10	0	8	4	6	1 1/2	10 1 1/2
	2.	Esme Jensen	L&C	5-1	8						
	3.	Kristen Frantsen	PLU	5-0	6						
	4.	Kay Pettygrove	L	4-11	4						11 1/2
Tie	5.	Connie Vedach	PU	4-10	1 1/2						
	5.	Kim Trinidad	W	4-10	1 1/2	69	18	33	94	5 1/2	53 1/2

EVENT	PLACE	SCHOOL	TIME/DIS	PTS	GFC	L&C	L	PLU	PU	W
400m Hurdles										
	1.	Esme Jensen	L&C	66.9	10	<u>8</u>	<u>10</u>	<u>6</u>		<u>2</u>
	2.	Karen Maxwell	GFC	67.0	8	<u>3</u>	<u>14</u>	<u>6</u>		<u>2</u>
	3.	Heather Jahr	PLU	72.6	6					
	4/	Michelle McArthur	L&C	72.7	4					
	5.	Laurie Eader	W	75.2	2	77	32	33	100	5 $\frac{1}{2}$ 55 $\frac{1}{2}$
200										
	1.	Jackie Jackson	GFC	25.3	10	<u>10</u>	<u>0</u>	<u>0</u>	<u>6</u>	<u>4</u>
	2.	Jacque Davis	GFC	26.7	8	<u>8</u>				<u>2</u>
	3.	Donna Curry	PLU	27.2	6	<u>1</u>				<u>6</u>
	4.	Vangie Warren	W	27.3	4	<u>19</u>				
	5.	Lisa Sweo	W	27.6	2					
	6.	Jacquie Williams	GFC	27.8	1					
	New Record, Old Record 25.7 Shavon Davis GFC 1980				96	32	33	106	5 $\frac{1}{2}$	61 $\frac{1}{2}$
Javelin										
	1.	Ann Davis	W	124-9	10	<u>4</u>	<u>6</u>	<u>8</u>	<u>0</u>	<u>10</u>
	2.	Diane Fox	L	114-11	8	<u>2</u>	<u>6</u>	<u>8</u>	<u>0</u>	<u>1</u>
	3.	Esme Jensen	L&C	113-8	6	<u>6</u>				<u>11</u>
	4.	Lynette Phillips	GFC	103-4	4					
	5.	Karen Gurske	GFC	102-2 $\frac{1}{4}$	2					
	6.	Theresa Church	W	101-5	1	102	38	41	106	5 $\frac{1}{2}$ 72 $\frac{1}{2}$
5000										
	1.	Kristi Purdy	PLU	17:33.8	10	<u>1</u>	<u>0</u>	<u>6</u>	<u>10</u>	<u>0</u>
	2.	Diane Johnson	PLU	18:11.7	8				<u>8</u>	
	3.	Suzanne Tovrea	L	18:18.0	6				<u>7</u>	
	4.	Shawna Lakin	PLU	18:43.6	4					
	5.	Christy Hendry	PU	19:04.9	2					
	6/	Lisa Slocum	GFC	19:46.2	1	103	38	47	128	9 $\frac{1}{2}$ 72 $\frac{1}{2}$
*Record										
4 X 440										
	1.	(Thompson, Williams Maxwell, Jackson)	GFC	4:07.2	10	10	0	4	8	0 6
	2.	(Curry, Rom, M.Johnson, Johansen)	PLU	4:12.7	8					
	3.	(Sweo, Peinsch Robinson, Pue)	W	4:14.9	6					
	4.	(Wentzel, Henderson Wishart, Glazebrook)	L	4:28.1	4	113	38	51	136	9 $\frac{1}{2}$ 78 $\frac{1}{2}$
New Record, Old Record 4:07.4 GFC (Burns, Williams, Dennis, Maxwll) 1980										

WCIC TRACK & FIELD CHAMPIONSHIPS
Linfield College
April 24, 1981

EVENT	PLACE	SCHOOL	TIME/DIS	PTS	GFC	L&C	L	PLU	PU	W	
Shot	1.	Karen Gurske	GFC	41-10	10	10	9	2	0	8	6
	2.	Andrea Heilman	PU	36-1	8	—	—	—	—	—	1
	3.	Ann Davis	W	37-10	6						7
	4.	Barb Crocker	L&C	36-2	4						
	5.	Sandra Barboza	L	34-11	2						
	6.	Theresa Church	W	33-8½	1						
P					123	42	51	136	17½	85½	

Team Scores

PLU - 136

GFC - 123

WU - 85½

Lin - 51

L&C - 42

P.U - 17½

27th ANNUAL
DISTRICT 2
TRACK & FIELD
CHAMPIONSHIPS



George Fox College
Newberg, Oregon

MAY 8-9, 1981

Official Program 50¢

MEET OFFICIALS

Meet Director: Rich Allen
Referee-Jury of Appeals: Coaches Jury
Clerk: Craig Taylor
Starter: Tim Weaver
Recall Starter: Larry Bales
Head Timer: Jim Jackson
Head Finish Judge: Jim Weber
Chief Inspector: Monte Anders
Hammer/Shot: Allan Morrow
Discus: Charlie Keeran
Javelin: Bob Reynolds
Pole Vault: Dave Barker
Long Jump/Triple Jump: Norm Harper
Race Walk: Don Jacobs, Rob Frank
Jim Bean, Bob Korn
Awards Presentation: Lori Willcuts,
Londa Beebe
Public Address: Scott Celley,
Don Kunkel
Meet Scorer: Tim Rochholz
Head Trainer: Frank Kyte
Trainer: Dean Steinke
Meet Physician: Dr. Paul Mallett
Typist: Teresa Vanlandingham
Finish Line Video: Rawlen Smith
Sports Information Director: Barry Hubbell

PAST DISTRICT 2 CHAMPIONS

1955	Lewis & Clark	Eldon Fix
1956	Lewis & Clark	Eldon Fix
1957	Lewis & Clark	Eldon Fix
1958	Lewis & Clark	Eldon Fix
1959	Lewis & Clark	Eldon Fix
1960	Portland State	Ralph Davis
1961	Portland State	Ralph Davis
1962	Southern Oregon	Dan Bulkley
1963	Southern Oregon	Dan Bulkley
1964	Southern Oregon	Dan Bulkley
1965	Lewis & Clark	Eldon Fix
1966	Lewis & Clark	Eldon Fix
1967	Lewis & Clark	Eldon Fix
1968	Lewis & Clark	Eldon Fix
1969	Lewis & Clark	Eldon Fix
1970	Oregon College of Ed.	Don Spinas
1971	Oregon College of Ed.	Don Spinas
1972	Oregon College of Ed.	Don Spinas
1973	Oregon College of Ed.	Don Spinas
1974	Oregon College of Ed.	Don Spinas
1975	Linfield	John Knight
1976	Linfield	John Knight
1977	Lewis & Clark	Eldon Fix
1978	Southern Oregon	Stan Goodell
1979	George Fox	Rich Allen
1980	George Fox	Rich Allen

SCHEDULE OF EVENTS

FRIDAY, MAY 8

Discus Final	1:30
Long Jump Final	1:30
10,000 Meter Run Final	1:30
110 Meter High Hurdles Heat	2:15
400 Meter Heats	2:30
100 Meter Heats	2:45
800 Meter Heats	3:00
400 Meter I.H. Heats	3:15
200 Meter Heats	3:30
3,000 Meter Steeplechase Final	3:45

SATURDAY, MAY 9 *

Hammer	11:30
10,000 Meter Walk	12:20
Pole Vault	12:30
Opening Ceremonies	12:55
Javelin	1:00
Shot	1:00
High Jump	1:00
Triple Jump	1:00
400 Meter Relay	1:30
1,500 Meter	1:40
High Hurdles	1:50
400 Meters	2:00
100 Meters	2:10
800 Meters	2:20
400 Intermediate Hurdles	2:30
200 Meters	2:40
5,000 Meters	2:50
4 x 400 Relay	3:10

* All Saturday events finals

MEET SCORING

First Place	10 points
Second Place ...	8 points
Third Place	6 points
Fourth Place ...	4 points
Fifth Place	2 points
Sixth Place	1 Point

NATIONAL CHAMPIONSHIPS

The 1981 National Association of Inter-Collegiate Athletics (NAIA) Track and Field championships will be held at Texas Southern University, Houston, Texas, May 21-23.

EASTERN OREGON STATE

Coach: Gary Feasel

- 1 Tom Baumgartner
- 2 Doug Beers
- 3 John Burke
- 4 Steve Butterfield
- 5 Lewis Byrd
- 6 Fred Clair
- 7 Mike Clayton
- 8 Bob Feasel
- 9 Jesse Gloria
- 10 John Kerfoot
- 11 Greg Lee
- 12 Kevin McCadden
- 13 Andrew Pierson
- 14 Mike Pina
- 15 Guy Price
- 16 Jake Schas
- 17 Tom Schumann
- 18 Jeff Simon
- 19 Tom Snook
- 20 Don Stearns
- 21 Jim Terry
- 22 Rick Ward
- 23 Ryan Wardell

GEORGE FOX

Coach: Rich Allen

- 24 Brian Barkdull
- 25 Scott Celley
- 26 Steve Curtis
- 27 David Driesner
- 28 Mark Driesner
- 29 Rick Frisk
- 30 Brent Heydel
- 31 Steve Huisenga
- 32 Owen James
- 33 Roger Miller
- 34 Wendell Otto
- 35 Keith Pearson
- 36 Mark Reynolds
- 37 Ted Sherman
- 38 Tim Sherman
- 39 Duane Smiley
- 40 Nolan Smith
- 41 Tom VanWinkle
- 42 Dave Wilkinson

LEWIS & CLARK

Coach: Dr. Eldon Fix

- 43 Brent Carbajal
- 44 Jim Corr
- 45 Dennis Earnshaw
- 46 Kerry Fagerberg
- 47 Chris Friday
- 48 Mark Gary
- 49 Marc Gianneschi
- 50 Jack Giles
- 51 Charlie Hart
- 52 Jon Hensley
- 53 Bob Hopkins
- 54 Brad Jacobs
- 55 Bob Jones
- 56 Todd Lovell
- 57 Tom Nist
- 58 Terry Outcalt
- 59 Dave Pullin
- 60 Lateef Raheem
- 61 Rich Recker
- 62 Brock Roberts
- 63 John Robertson
- 64 Rich Sears
- 65 Vic Sears
- 66 Sam Shick
- 67 Steve Taylor
- 68 Joe Uyehara
- 69 Chris Wood

LINFIELD

Coach: George Oja

- 70 John Adkins
- 71 Mark Ayers
- 72 Kent Bostick
- 73 Mark Brown
- 74 Greg Caster
- 75 Mike Dotson
- 76 Randy Drake
- 77 Joe Ellings
- 78 Dave Freunds Schuh
- 79 Glen Giovannetti
- 80 Curt Goetsch
- 81 Randy Hayes
- 82 Martin Jaqua
- 83 John Kraus
- 84 Jim Livermore
- 85 Jim Lloyd
- 86 Ron Miller
- 87 Andre Pruitt
- 88 Lynn Reed
- 89 Bob Richardson
- 90 Dennis Sharp
- 91 John Shaw
- 92 Kyle Tarpenning
- 93 Kent Toomb

NORTHWEST NAZARENE

Coach: Paul Taylor

- 94 Gary Diffie
- 95 Louis Fayant
- 96 Roger Houser
- 97 Shane Miller
- 98 Sulayman Njie
- 99 Ken Parker
- 100 Tom Rowan
- 101 Dave Smith
- 102 Dave Saranto
- 103 Alan Tegethoff
- 104 Sherman Wafer
- 105 Darryl Weber
- 106 Darryl Winston
- 107 Ray Wolverton

PACIFIC

Coach: Mark Cleary

- 108 Dave Beemer
- 109 Vance Brown
- 110 Dan Grubb
- 111 Kent Kennedy
- 112 Andrew Kirkland
- 113 Jon Smit
- 114 Tom Williams

SOUTHERN OREGON STATE

Coach: Mike Davey

- 115 Sam Benson
- 116 Paul Brown
- 117 Robert Conradt
- 118 Morgan Cottle
- 119 Joe Cramer
- 120 Dan Cripps
- 121 Kelly Davis
- 122 Mike Davis
- 123 Kevin Dixon
- 124 Joe Flowers
- 125 Greg Grant
- 126 Terry Hendrix
- 127 Brian Hickey
- 128 Charles Hildreth
- 129 Doug McClure
- 130 Marvin Mercer
- 131 Darriel Miller
- 132 Gary Orndoff
- 133 Bill Pewen
- 134 Scott Riggs
- 135 Paul Smith
- 136 Pat Stine
- 137 Jim Tipler
- 138 Martin Turner
- 139 Ken White
- 140 Wade Yates

WESTERN OREGON STATE

Coach: Lou DeLoretto

141 Dan Blaufus
142 Bob Boyd
143 Leonard Branson
144 John Brock
145 Kevin Brophy
146 Jim Dutoit
147 John Elver
148 Jon Goodman
149 Kip Johnson
150 Roland Johnson
151 Mark Kelly
152 Frank Knight
153 Kevin Leader
154 Bob Quiring
155 Larry Schaffer
156 Cas Schrunk
157 Tim Sullivan
158 Mark Walker

WILLAMETTE UNIVERSITY

Coach: Dr. Charles Bowles

159 Don Backman
160 Brian Bean
161 Eric Brown
162 John Davenport
163 Mark Dervedde
164 David Fleming
165 Jon Gabriel
166 Todd Georgan
167 Richard Groenendaal
168 Andre Hajnal
169 Greg Hansen
170 Don Hicks
171 Mark Holmlund
172 David Johnson
173 James Kassebaum
174 Mike Kuehner
175 Mark Lipke
176 Kevin O'Connor
177 Thomas Ofori-Ansah
178 Matt Overholt
179 Don Pedersen
180 Bill Sherrod
181 Pat Williams

1. DISCUS

FRIDAY 1:30

National Record: 198-5 Frank Gross, Adams State, Colo. 1978

District Record: 170-11 Harland Yriarte, SOSC 1969

1980 Winner: 165-0 Charlie Keeran, GFC

82	Martin Jaqua	L	158-4	68	Joe Uyehara	L&C	137-0
159	Don Backman	WU	150-3	31	Steve Huisenga	GFC	133-8
75	Mike Dotson	L	146-7	115	Sam Benson	SOSC	133-0
18	Jeff Simon	EOSC	145-0	26	Steve Curtis	GFC	131-8
58	Terry Outcalt	L&C	144-5	71	Mark Ayers	L	131-7
4	Steve Butterfield	EOSC	140-2	33	Roger Miller	GFC	131-4
116	Paul Brown	SOSC	138-7	166	Todd Georgan	WU	129-8
144	John Brock	WOSC	138-5	47	Chris Friday	L&C	128-7

2. LONG JUMP

FRIDAY 1:30

National Record: 26-6½ Joshua Owusa, Angelo State, Tex. 1974

District Record: 23-11½ Karl Koenig, OCE 1978

1980 Winner: 22-9½ Greg Hansen, WU

169	Greg Hansen	WU	23-9	80	Curt Goetsch	L	21-4
154	Bob Quiring	WOSC	22-9 3/4	129	Doug McClure	SOSC	21-3½
175	Mark Lipke	WU	22-4½	162	John Davenport	WU	21-2
177	Thomas Ofori-Ansah	WU	22-3	24	Brian Barkdull	GFC	21-1½
59	Dave Pullin	L&C	22-2 3/4	63	John Robertson	L&C	21-1½
91	John Shaw	L	22-2	13	Andy Pierson	EOSC	20-9
36	Mark Reynolds	GFC	22-½	107	Ray Wolverton	NNC	20-9
134	Scott Riggs	SOSC	21-7	93	Kent Toomb	L	20-8 3/4
156	Cas Schrunk	WOSC	21-5	7	Mike Clayton	EOSC	20-8½
				108	Dave Beemer	P	20-7

3. 10,000 METER RUN

FRIDAY 1:30

National Record: 29:46.4 Chuck Korte, Loras College, Iowa 1976

District Record: 30:53.2 Dave Molstad, GFC 1978

1980 Winner: 30:59.81 Don Stearns, EOSC

20	Don Stearns	EOSC	30:47.7	176	Kevin O'Connor	WU	33:08.4
67	Steve Taylor	L&C	30:59.0	128	Chuck Hildreth	SOSC	33:37.0
139	Ken White	SOSC	32:17.0	181	Pat Williams	WU	33:54.6
172	David Johnson	WU	32:37.0	39	Duane Smiley	GFC	37:30.5
55	Bob Jones	L&C	32:47.7	152	Frank Knight	WOSC	NT

4. 3,000 METER STEEPLECHASE

FRIDAY 3:45

National Record: 8:45.6 John Kebiro, Eastern New Mex. 1976

District Record: 8:53.9 Kelly Jensen, SOSC 1978

1980 Winner: 9:15.5 Joe Cramer, SOSC

119	Joe Cramer	SOSC	9:07.2	73	Mark Brown	L	9:39.9
57	Tom Nist	L&C	9:17.3	1	Tom Baumgartner	EOSC	9:44.9
61	Rich Recker	L&C	9:17.7	10	John Kerfoot	EOSC	10:14.0
171	Mark Holmlund	WU	9:21.7	39	Duane Smiley	GFC	10:31.0
34	Wendell Otto	GFC	9:23.5	25	Scott Celley	GFC	NT
62	Brock Roberts	L&C	9:27.7	35	Keith Pearson	GFC	NT
139	Ken White	SOSC	9:37.1	157	Tim Sullivan	WOSC	NT

5. HAMMER

SATURDAY 11:30

National Record: 200-11 Murry Keating, Simon Fraser, Can. 1973

District Record: 168-11 Scott Burkhardt, L&C 1975

1980 Winner: 156-11 Steve Curtis, GFC

26	Steve Curtis	GFC	159-0	18	Jeff Simon	EOSC	141-8
75	Mike Dotson	L	153-3	40	Nolan Smith	GFC	138-2
45	Dennis Earnshaw	L&C	149-9	31	Steve Huisenga	GFC	125-11
74	Greg Caster	L	148-0	47	Chris Friday	L&C	121-9
82	Martin Jaqua	L	145-11	71	Mark Ayers	L	120-1
				137	Jim Tipler	SOSC	144-0

6. 10,000 METER WALK

SATURDAY 12:20

National Record: 44:41.9 Jim Heiring, Wisconsin Parkside 1977

District Record: 48:35.5 Sam Shick, L&C 1979

1980 Winner: 49:25.8 Sam Shick, L&C

66	Sam Shick	L&C	45:57.2	39	Duane Smiley	GFC	NT
54	Brad Jacobs	L&C	53:36.6	42	Dave Wilkinson	GFC	NT
10	John Kerfoot	EOSC	53:37.3	125	Greg Grant	SOSC	NT
3	John Burke	EOSC	56:19.1	128	Chuck Hildreth	SOSC	NT
				51	Charlie Hart	L&C	NT

7. POLE VAULT

SATURDAY 12:30

National Record: 18-2 Billy Olson, Abilene Christian, Tex. 1980

District Record: 15-7 Dave McDonald, GFC 1969

1980 Winner: 14-6 Dave Saranto, NNC

153	Kevin Leader	WOSC	15-0	165	Jon Gabriel	WU	13-6
169	Greg Hansen	WU	14-8½	140	Wade Yates	SOSC	13-6
92	Kyle Tarpenning	L	14-0	59	David Pullin	L&C	13-0
115	Sam Benson	SOSC	14-0	30	Brent Heydel	GFC	13-0
102	Dave Saranto	NNC	14-0	53	Bob Hopkins	L&C	13-0
143	Leonard Branson	WOSC	13-6	111	Kent Kennedy	P	13-0
				37	Ted Sherman	GFC	12-6

8. JAVELIN

SATURDAY 1:00

National Record: 251-8 John Fromm, Pacific Lutheran, Wash. 1958

District Record: 249-6 Tony Grant, OIT 1972

1980 Winner: 230-2 Rob Casteel, L

56	Todd Lovell	L&C	230-6	132	Gary Orndoff	SOSC	189-4
116	Paul Brown	SOSC	203-5	44	Jim Corr	L&C	180-1
178	Matt Overholt	W	199-4	7	Mike Clayton	EOSC	179-2
68	Joe Uyehara	L&C	197-7	147	John Elver	WOSC	179-0
81	Randy Hayes	L	196-8	162	John Davenport	W	176-5
103	Alan Tegethoff	NNC	193-0	32	Owen James	GFC	160-7
				31	Steve Huisenga	GFC	154-10

9. SHOT PUT

SATURDAY 1:00

National Record: 63-1 Frank Gross, Adams State, Colo. 1978
 District Record: 56-5½ Ken Patera, PSU 1963
 1980 Winner: 50-3 Brian Bean, WU

18	Jeff Simon	EOSC	52-5½	47	Chris Friday	L&C	46-7
160	Brian Bean	WU	51-4½	82	Martin Jaqua	L	46-7
159	Don Backman	WU	50-5	58	Terry Outcalt	L&C	46-5½
46	Kerry Fagerberg	L&C	49-1½	130	Marvin Mercer	SOSC	45-11
75	Mike Dotson	L	47-9	150	Roland Johnson	WOSC	41-9
166	Todd Goergan	WU	47-1	26	Steve Curtis	GFC	41-7½

10. HIGH JUMP

SATURDAY 1:00

National Record: 7-2 Bruce Beckel, Wisconsin Riverfalls 1980
 District Record: 6-10¼ Scott Wallace, WU 1980
 1980 Winner: 6-10¼ Scott Wallace, WU

32	Owen James	GFC	6-8½	84	Jim Livermore	L	6-5
154	Bob Quiring	WOSC	6-8	174	Mike Kuehner	WU	6-4
59	David Pullin	L&C	6-6½	113	Jon Smit	P	6-4
165	Jon Gabriel	W	6-6	50	Jack Giles	L&C	6-3
105	Darryl Weber	NNC	6-6	162	John Davenport	WU	6-2½
134	Scott Riggs	SOSC	6-6	149	Kip Johnson	WOSC	6-2
19	Tom Snook	EOSC	6-6	13	Andy Pierson	EOSC	6-2
				24	Brian Barkdull	GFC	6-2

11. TRIPLE JUMP

SATURDAY 1:00

National Record: 53-0 Joshua Owusu, Angelo State, Tex. 1973
 District Record: 48-10¼ Randy Jones, P 1979
 1980 Winner: 48-1 Sherman Wafer, NNC

91	John Shaw	L	48-2½	72	Kent Bostick	L	43-5
104	Sherman Wafer	NNC	47-¼	48	Mark Gary	L&C	42-11
59	David Pullin	L&C	46-8½	180	Bill Sherrod	WU	42-9
161	Eric Brown	WU	46-6 3/4	134	Scott Riggs	SOSC	42-5 3/4
93	Kent Toomb	L	44-7	158	Mark Walker	WOSC	42-0
177	Thomas Ofori-Ansah	WU	44-7	129	Doug McClure	SOSC	41-10
175	Mark Lipke	WU	44-4	108	Dave Beemer	P	40-6
40	Nolan Smith	GFC	44-½	34	Wendell Otto	GFC	NM

12. 400 METER RELAY

SATURDAY 1:30

National Record: 39.5 North Carolina, Central 1972
 District Record: 41.5* L. 1976, GFC 1978
 1980 Winner: 42.2* L

Northwest Nazarene	43.0	Eastern Oregon	43.4
Linfield	43.0	Southern Oregon	43.4
George Fox	43.1	Lewis & Clark	43.8
Willamette	43.1	Pacific	44.0
		Western Oregon	44.0

13. 1,500 METERS

SATURDAY 1:40

National Record: 3:44.80 Mike Boit, Eastern, New Mexico 1976

District Record: 3:49.7* Steve Hills, NNC 1975

1980 Winner: 3:51.4 Steve Stuart, GFC

34	Wendell Otto	GFC	3:51.0	176	Kevin O'Connor	WU	3:57.9
119	Joe Cramer	SOSC	3:54.5	73	Mark Brown	L	3:58.7
20	Don Stearns	EOSC	3:55.0	57	Tom Nist	L&C	3:59.2
164	David Fleming	WU	3:55.9	122	Mike Davis	SOSC	4:00.1
121	Kelly Davis	SOSC	3:56.2	35	Keith Pearson	GFC	4:01.9
167	Richard Groenendaal	WU	3:56.9	52	Jon Hensley	L&C	4:02.4
172	David Johnson	WU	3:57.1	101	Dave Smith	NNC	4:04.1
83	John Kraus	L	3:57.7	145	Kevin Brophy	WOSC	4:08.2
				25	Scott Celley	GFC	NT

14. 110 METER HIGH HURDLES

SATURDAY 1:50

National Record: 13.5 Rodney Milburn, Southern Baton Rouge, LA 1972

District Record: 14.0 Rick Fergesen, L&C 1977

1980 Winner: 14.6 Rick Fergesen, L&C

29	Rick Frisk	GFC	14.8	120	Dan Cripps	SOSC	15.4
36	Mark Reynolds	GFC	14.9	173	James Kassebaum	WU	15.5
149	Kip Johnson	WOSC	15.0	88	Lynn Reed	L	15.6
49	Marc Gianneschi	L&C	15.0	21	Jim Terry	EOSC	15.6
151	Mark Kelly	WOSC	15.1	19	Tim Snook	EOSC	15.8
59	David Pullin	L&C	15.4	179	Don Pedersen	WU	15.8
23	Ryan Wardell	EOSC	15.4	162	John Davenport	WU	15.9

15. 400 METERS

SATURDAY 2:00

National Record: 45.4 Fred Taylor, Texas Southern 1979

District Record: 47.2* Carl Shaw, L 1976

1980 Winner: 48.4 Monte Anders, GFC

169	Greg Hansen	WU	48.7	118	Morgan Cottle	SOSC	50.6
110	Dan Grubb	P	48.9	28	Mark Driesner	GFC	50.7
161	Eric Brown	WU	49.1	87	Andre Pruitt	L	50.9
76	Randy Drake	L	49.7	64	Rich Sears	L&C	51.1
41	Tom VanWinkle	GFC	49.9	65	Vic Sears	L&C	51.1
117	Bob Conradt	SOSC	49.9	170	Don Hicks	WU	51.4
59	David Pullin	L&C	50.4	146	Jim Dutoit	WOSC	53.5
				100	Tom Rowan	NNC	NT

16. 100 METERS

SATURDAY 2:10

National Record: 10.0 Oliver Ford, South-Baton Rouge, LA 1968
 District Record: 10.4 Gregg Griffin, GFC 1977
 1980 Winner: 10.6 Dave Freunds Schuh, L

78	Dave Freunds Schuh	L	10.8	5	Lewis Byrd	EOSC	11.1
126	Terry Hendrix	SOSC	10.9	169	Greg Hansen	WU	11.1
115	Sam Benson	SOSC	10.9	179	Don Pedersen	WU	11.1
156	Cas Schrunck	WOSC	11.0	38	Tim Sherman	GFC	11.1
149	Kip Johnson	WOSC	11.0	163	Mark Darnedde	WU	11.2
148	Jon Goodman	WOSC	11.0	43	Brent Carbajal	L&C	11.2
106	Darryl Winston	NNC	11.0	99	Ken Parker	NNC	11.2
134	Scott Riggs	SOSC	11.0	100	Tom Rowan	NNC	11.2
129	Doug McClure	SOSC	11.0	15	Guy Price	EOSC	11.2
36	Mark Reynolds	GFC	11.0	108	Dave Beemer	P	11.3
161	Eric Brown	WU	11.0	63	John Robertson	L&C	11.3
76	Randy Drake	L	11.0	98	Sulayman Njie	NNC	NT

17. 800 METERS

SATURDAY 2:20

National Record: 1:47.02 Evans White, Prairie View, Tex. 1979
 District Record: 1:50.8* Bruce Vogel, OCE 1972
 1980 Winner: 1:53.8 Shane Miller, NNC

34	Wendell Otto	GFC	1:53.5	121	Kelly Davis	SOSC	1:57.1
97	Shane Miller	NNC	1:54.6	73	Mark Brown	L	1:57.5
83	John Kraus	L	1:55.3	142	Bob Boyd	WOSC	1:57.8
35	Keith Pearson	GFC	1:55.3	114	Tom Williams	P	1:58.6
122	Mike Davis	SOSC	1:55.5	96	Roger Houser	NNC	1:58.7
52	Jon Hensley	L&C	1:55.8	168	Andre Hajnal	WU	1:58.9
172	David Johnson	WU	1:56.3	94	Gary Diffe	NNC	1:59.7
				69	Chris Wood	L&C	2:00.2

18. 400 METER INTERMEDIATE HURDLES

SATURDAY 2:30

National Record: 50:45 Charles Whigham, Texas Southern 1976
 District Record: 52.1 Tim Gilbert, NNC 1978
 1980 Winner: 53.0 Tim Gilbert, NNC

23	Ryan Wardell	EOSC	52.9	21	Jim Terry	EOSC	55.5
29	Rick Frisk	GFC	53.0	120	Dan Cripps	SOSC	56.0
161	Eric Brown	WU	53.2	179	Don Pedersen	WU	56.3
49	Marc Gianneschi	L&C	54.0	170	Don Hicks	WU	56.4
				151	Mark Kelly	WOSC	57.6

19. 200 METERS

SATURDAY 2:40

National Record: 20.0 Larry Black, N. Carolina Central 1972

District Record: 21.1 Mark Burt, P 1976

21.1* Keith Shriver, L 1969

1980 Winner: 21.8 Dave Freunds Schuh, L

78	Dave Freunds Schuh	L	21.7	112	Andrew Kirkland	P	22.7
76	Randy Drake	L	22.0	5	Lewis Byrd	EOSC	22.7
36	Mark Reynolds	GFC	22.2	149	Kip Johnson	WOSC	22.7
110	Dan Grubb	P	22.3	156	Cas Schrunck	WOSC	22.7
169	Greg Hansen	WU	22.3	134	Scott Riggs	SOSC	22.8
99	Ken Parker	NNC	22.3	163	Mark Darnedde	WU	22.8
98	Sulayman Njie	NNC	22.5	126	Terry Hendrix	SOSC	22.8
161	Eric Brown	WU	22.5	15	Guy Price	EOSC	22.8
106	Darryl Winston	NNC	22.5	38	Tim Sherman	GFC	22.9
43	Brent Carbajal	L&C	22.6	148	Jon Goodman	WOSC	22.9
100	Tom Rowan	NNC	22.6	87	Andre Pruitt	L	NT

20. 5,000 METERS

SATURDAY 2:50

National Record: 14:04.44 John Muthama, Bethel College, Kan. 1976

District Record: 14:22.4 Steve Blikstad, GFC 1979

1980 Winner: 14:24.6 Dave Fleming, WU

20	Don Stearns	EOSC	14:28.8	62	Brock Roberts	L&C	15:16.5
164	David Fleming	WU	14:38.7	55	Bob Jones	L&C	15:18.4
67	Steve Taylor	L&C	14:58.0	172	David Johnson	WU	15:24.6
61	Rich Recker	L&C	14:59.4	79	Glen Giovannetti	L	15:26.9
171	Mark Holmlund	WU	15:02.5	139	Ken White	SOSC	15:33.0
57	Tom Nist	L&C	15:06.2	34	Wendell Otto	GFC	15:51.6
167	Richard Groenendaal	WU	15:07.1	141	Dan Blaufus	WOSC	16:40.0
119	Joe Cramer	SOSC	15:08.0	39	Duane Smiley	GFC	16:58.0
176	Kevin O'Connor	WU	15:08.6	25	Scott Celley	GFC	NT

21. 1,600 METER (4 x 400) RELAY

SATURDAY 3:10

National Record: 3:04.8 North Carolina Central 1972

District Record: 3:13.7* L 1976

1980 Winner: 3:18.1* GFC

Willamette	3:21.6	Lewis & Clark	3:24.2
George Fox	3:21.9	Western Oregon	3:28.8
Northwest Nazarene	3:23.1	Southern Oregon	3:30.0
Linfield	3:23.4	Eastern Oregon	NT
		Pacific	NT

* Converted From Yards

EVENTS COMPLETED EARLIER

MARATHON

Run Feb. 28, at Seaside, OR

1980 Winner: Bill Pewen, SOSC 2:35:01

1.	Bill Pewin	SOSC	2:31:50
2.	Bob Jones	L&C	2:38:12
3.	Mike Shinn	WU	2:43:32
4.	Chet Brown	NNC	2:46:44
5.	Jack Winter	GFC	2:46:55
6.	Lanny Wilbur	EOSC	2:47:27

DECATHLON

April 20-21 at Lewis & Clark

1980 Winner: Dave Pullin, L&C 6,959 pts.

1.	Dave Pullin	L&C	6,867 pts.
2.	Greg Hansen	WU	6,647 pts.
3.	Kip Johnson	WOSC	6,596 pts.
4.	Dave Saranto	NNC	6,297 pts.
5.	John Davenport	WU	6,229 pts.
6.	Sam Benson	SOSC	6,086 pts.

Event Scores:

Lewis & Clark	18
Willamette	16
Southern Oregon	11
Northwest Nazarene	8
Western Oregon	6
George Fox	2
Eastern Oregon	1

NAIA QUALIFYING STANDARDS

- 1981 -


<u>EVENT</u>	<u>NATIONAL CHAMPIONSHIPS</u> <u>HAND TIMING</u>	<u>DISTRICT II CHAMPIONSHIPS</u>
100 Meters	10.6	11.2
200 Meters	21.4	22.9
400 Meters	47.4	50.6
800 Meters	1:50.9	1:57.2
1,500 Meters	3:49.5	4:02.7
5,000 Meters	14:34.4	15:22.9
10,000 Meters	31:01.0	33:30.9
Steeplechase	9:14.4	9:37.2
110 Meter High Hurdles	14.5	15.4
400 Meter Inter. Hurdles	52.8	55.6
Long Jump	24-0	21-7
Triple Jump	48-8	44-3
High Jump	6-9	6-2
Pole Vault	15-6	12-11
Shot Put	54-5	46-6
Discus	165-0	138-7
Javelin	212-5	191-3
Hammer	162-8	134-9
Decathlon	6,750	5605
10,000 Walk	50:55.3	59:59.5
440 Relay	41.4	N/A
Mile Relay	3:11.9	N/A

GEORGE FOX COLLEGE COLCORD FIELD RECORDS

100 meter	10.55*	John Koroma, George Fox	1974
	10.55*	Gregg Griffin, George Fox	1977
200 meter	21.8	Dave Freunds Schuh, Linfield	1981
400 meter	48.8	Mike Smith, University of Portland	1981
800 meters	1:54.2	Wendell Otto, George Fox	1981
1500 meter	3:54.1*	Steve Blikstad, George Fox	1977
5000 meter	14:45.8*	Steve Blikstad, George Fox	1977
10,000 meter	31:20.7*	Curt Ankeny, George Fox	1973
3000 meter steeplechase	9:16.4	Steve Blikstad, George Fox, Alumni	1981
110 meters-high hurdles	14.8*	John Boyd, Pacific	1974
	14.8	Mark Reynolds, George Fox	1980
	14.8	Duane Swafford, George Fox	1980
	14.8	Rick Frisk, George Fox	1981
400 meter -int. hurdles	52.8	Chad Neeley, unattached	1980
Long Jump	23-0 3/4	Tim Arthur, Linfield	1971
Triple Jump	48-2 1/2	John Shaw, Linfield	1981
High Jump	6-8	Owen James, George Fox	1981
Pole Vault	15-6	Dave McDonald, George Fox	1971
Shot	53-4	Bob Hadlock, George Fox	1969
Discus	170-5	John Bakkensen, Portland Track Club	1972
Javelin	246-0	Tony Grant, Oregon Tech	1973
Hammer	157-5	Allan Morrow, George Fox	1979
400 meter relay	42.4*	Amadu Koroma, George Fox	1978
		Chad Neeley	
		Mark Reynolds	
		Gregg Griffin	
1600 meter relay	3:21.0	Edwards, University of Portland	1981
		Smith	
		Nolan	
		Stepan	

* Converted from yards

NOTE--Data not complete before 1970



**27th ANNUAL
DISTRICT 2
TRACK & FIELD
CHAMPIONSHIPS**



George Fox College
Newberg, Oregon

MAY 8-9, 1981

^{1ST}
DAY RESULTS

N.A.I.A. DISTRICT 2 TRACK & FIELD CHAMPIONSHIPS -- MAY 8-9, 1981 -- COLCORD FIELD -- NEWBERG, OREGON

DISCUS

ENTRY	TEAM	1st	2nd	3rd	4th	5th	6th
Martin Jaqua	L	156'5"	154'7"	148'1"	151'5"	152'9"	149'11"
Don Backman	W	--	129'9"	--	122'2" ¹	--	134'9"
Mike Dotson	L	138'4"	139'7"	139'5"	141'7"	141'1"	--
Jeff Simon	WOSC	134'8"	140'0"	134'0"	147'2"	143'9"	140'3"
Jerry Outcalt	LSC	127'6"	128'0"	126'8"	--	131'3"	130'10"
Steve Butterfield	WOSC	133'6"	132'11"	135'4"	131'7"	--	139'3"
Paul Brown	SOSC	138'11"	134'7"	134'8"	131'2"	--	133'8"
John Brock	WOSC	131'9"	119'4"	--	--	129'9"	126'1"
Tom Rowen	WOC	124'7"	127'9"	126'3"			
Steve Huinanga	GFC	120'4"	125'4"	119'5"			

EVENT RESULTS

	Team	Distance
1. Martin Jaqua	L	156'5"
2. Jeff Simon	WOSC	147'2"
3. Mike Dotson	L	141'7"
4. Steve Butterfield	WOSC	139'3"
5. Paul Brown	SOSC	138'11"
6. Don Backman	W	134'9"

W.A.S.A. DISTRICT 2 TRACK & FIELD CHAMPIONSHIPS - MAY 8-9, 1981 - COLCORD FIELD - NEWBERG, OR

LONG JUMP

<u>Entry</u>	<u>Team</u>	<u>1st</u>	<u>2nd</u>	<u>3rd</u>	<u>4th</u>	<u>5th</u>	<u>6th</u>
<u>FLIGHT I</u>							
Greg Hansen	W	21'5½"	21'11"	22'13¼"	21'3¾"	21'9"	---
Bob Quiring	WOSC	21'10½"	21'4½"	21'9"	21'11½"	---	21'43/4"
Mark Lipke	W	21'0"	21'5"	21'13¼"	21'5"	21'7½"	21'103/4"
Thomas Ofori-Ansah	W	---	20'9½"	---	21'4"	---	20'4½"
Dave Pullin	L&C	21'0"	20'10"	21'1"	20'7½"	---	21'7½"

FLIGHT II

Mark Reynolds	GFC	20'9½"	20'6½"	20'93/4"	20'7"	21'½"	20'10"
Scott Riggs	SOSC	21'4½"	21'5"	21'8½"	22'1"	21'63/4"	22'1½"
Carl Goatsch	L	20'9½"	20'1"	19'93/4"			
Andy Pierson	SOSC	18'10"	18'10½"	18'11"			
Ray Wolverton	WNC	19'103/4"	20'103/4"	20'4½"	19'11½"	20'4½"	21'1"
Dave Beemer	P	---	---	18'103/4"			

EVENT RESULTS

	<u>SCHOOL</u>	<u>DISTANCE</u>
1. Greg Hansen	W	22'1 3/4"
2. Scott Riggs	SOSC	22'1½"
3. Bob Quiring	WOSC	21'11½"
4. Mark Lipke	W	21'10 3/4"
5. Dave Pullin	L&C	21'7½"
6. Thomas Ofori-Ansah	W	21'4"

N.A.I.A. DISTRICT 2 TRACK & FIELD CHAMPIONSHIPS - MAY 8-9, 1981 - COCCORD FIELD - NEWBERRY, MO

10,000 METER RUN

ENTRY	TEAM	TIME
1. Don Stearns	EOSC	30:25.3
2. Steve Taylor	L&C	31:55.6
3. Frank Knight	WOSC	33:18.7
4. Ken White	SOSC	33:23.3
5. Chuck Hildreth	SOSC	33:37.4
6. Fred Clair	EOSC	33:47.6
7. Duane Smiley	GFC	35:10.9
8.		
9.		
10.		
11.		
12.		
13.		
14.		
15.		

N.A.I.A. DISTRICT 2 TRACK & FIELD CHAMPIONSHIPS - MAY 8-9, 1981 - COLCORD FIELD - NEWBERG
OREGON

110 METER HIGH HURDLES

HEAT I RESULTS

1-Rick Frisk	GFC	14.8
2-Marc Gianneshi	L&C	15.2
3-Lynn Reed	L	15.8
4-Mark Kelly	WOSC	15.8
5-Jim Terry	EOSC	15.9

HEAT II RESULTS

1-Kip Johnson	WOSC	15.0
2-Mark Reynolds	GFC	15.6
3-Tim Snook	EOSC	16.2
4-John Davenport	W	16.4
5-Dan Cripps	SOSC	16.5

N.A.I.A. DISTRICT 2 TRACK & FIELD CHAMPIONSHIPS - MAY 8-9, 1981 - COLCORD FIELD - NEWBERG, OREGON

400 METER

HEAT I

<u>NAME</u>	<u>TEAM</u>	<u>TIME</u>
1-Greg Hansen	W	50.0
2-Tom VanWinkle	GFC	50.3
3-Morgan Cottle	SOSC	51.7
4-Guy Price	EOSC	52.0
5-Roger Houser	WNC	53.4

HEAT II

1-Dan Grubb	P	49.6
2-Rich Sears	L&C	51.7
3-Andrew Pierson	EOSC	52.6
4-Ryan Wardell	EOSC	54.1
5-Jim Dutoit	WOSC	54.2

N.A.I. DISTRICT 2 TRACK & FIELD CHAMPIONSHIPS - MAY 8-9, 1981 - COLCORD FIELD - NEWBERG, OREGON

100 METERS

<u>NAME</u>	<u>TEAM</u>	<u>TIME</u>
<u>HEAT I</u>		
David Freundsuh	L	11.1
Darryl Winsen	NMC	11.2
Jon Goodman	WOSC	11.2
Greg Lee	WOSC	11.4
Mark Darnedie	W	11.5
Doug McClure	SOSC	nt
<u>HEAT II</u>		
Kip Johnson	WOSC	11.3
Tim Sherman	WNC	11.3
Terry Hendrix	SOSC	11.3
Eric Brown	W	11.4
Brent Carbajal	L&C	11.5
Tom Rowan	NMC	nt
<u>HEAT III</u>		
Lewis Byrd	WOSC	11.3
Ken Parker	NMC	11.6
Cas Schrunck	WOSC	11.7
Don Pedersen	W	11.7
Sam Benson	SOSC	11.9
Dave Beemer	P	nt

A.I.A. DISTRICT 2 TRACK & FIELD CHAMPIONSHIPS - MAY 8-9, 1981 - COLCORD FIELD - NEWBERG, OREGON

200 METERS

<u>name</u>	<u>TEAM</u>	<u>TIME</u>
<u>NAME</u>		
HEAT I		
1-Darryl Winston	NNC	22.7
2-Dave Freunds Schuh	L	23.0
3-Brent Carbajal	L&C	23.4
4-Guy Price	EOSC	23.4
5-Jon Goodman	WOSC	23.4
6-Andrew Kirkland	P	dnf

HEAT II

1-Mark Reynolds	GFC	22.4
2-Sulayman Njie	NNC	22.7
3-Terry Hendrix	SOSC	23.0
4-Gas Schrunck	WOSC	23.4
5-Tom Rowen	NNC	23.4
6-Greg Lee	EOSC	24.4

HEAT III

1-Dan Grubb	P	22.3
2-Ken Parker	NNC	22.7
3-Tim Sherman	GFC	22.8
4-Lewis Byrd	EOSC	22.8
5-Scott Riggs	SOSC	23.0
6-Mark Darnedde	W	23.3

N.A.I.A. DISTRICT 2 TRACK & FIELD CHAMPIONSHIPS - MAY 8-9, 1981 - COLCORD FIELD - NEWBERG, OR

3000 METER STEEPLECHASE

ENTRY		TEAM	TIME
1.	Rich Recker (61)	LC	9:16.8
2.	Joe Cramer (119)	SOSC	9:24.9
3.	Tom Nist (57)	LC	9:30.7
4.	Brock Roberts (62)	LC	9:32.2
5.	Mark Brown (73)	L	9:43.8
6.	Tom Baumgartner (1)	EOSCq	9:47.3
7.	Ken White (139)	SOSC	10:20.4
8.			
9.			
10.			
11.			
12.			

200 METER SEMIFINAL

HEAT 1

1.	Dan Grubb	Pacific	22.4
2.	Sulayman Njie	NNC	22.6
3.	Terry Hendrix	SOSC	22.7
4.	Brent Carbajal	LC	22.7
5.	Guy Price	BOSC	22.8
6.	Ken Parker	NNC	23.0
7.	Scott Riggs	SOSC	23.3
8.	Jon Goodman	WOSC	23.2

HEAT 2

1.	Dave Freundsuh	L	22.6
2.	Mark Reynolds	GFC	22.7
3.	Daryl Winston	NNC	22.8
4.	Tim Sherman	GFC	23.0
5.	Lewis Byrd	BOSC	23.0
6.	Cas Schrank	WOSC	23.3
7.	Tom Rowen	NNC	23.8

U.I.A. DISTRICT 2 TRACK & FIELD CHAMPIONSHIPS - MAY 8-9, 1981 - COLCORD FIELD - NEWBERG, OREGON

TEAM SCORE MAY 8, 1981

LEWIS & CLARK	48
SOUTHERN OREGON	35
WILLAMETTE	32
EASTERN OREGON	25
LINFIELD	18
WESTERN OREGON	18
NORTHWEST NAZARENE	8
GFC	2
PACIFIC	0

**27th ANNUAL
DISTRICT 2
TRACK & FIELD
CHAMPIONSHIPS**



George Fox College
Newberg, Oregon

MAY 8-9, 1981

RESULTS

NATA DISTRICT 1A CHAMPIONSHIPS

May 8, 9, 1981

LINFIELD	LEWIS & CLARK	WILLAMETTE	SOSC	NNC	WOSC	GFC	EOSC	PACIFIC
10000	18 8/26	16 0/16	11 6/17	8 0/8	6 6/12	2 0/2	1 11/12	0/0
WOSC	0/26	1/17	2/17	0/6	0/12	0/2	12/24	0/0
LJ	2/28	15/32	8/27	0/8	6/18	0/2	0/24	0/0
STEEP	2/18	0/32	8/35	0/8	0/18	0/2	1/25	0/0
R	4/52	0/32	1/36	0/8	0/18	10/12	0/25	0/0
400R	0/52	13/33½	0/36	6/14	13/19½	8/20	4/29	0/0
SHOT	5/57	16/49½	0/36	0/14	0/19½	0/20	10/39	0/0
SHOT	8/65	0/49½	0/36	0/14	5/24½	16/36	2/41	0/0
BR	0/44	6/55½	12/48	2/16	0/24½	10/46	0/41	0/0
1500	0/65	0/55½	0/48	0/16	0/24½	1/47	10/51	0/0
W	20/85	10/65½	2/50	0/16	0/24½	6/53	1/52	8/8
400	0/89	0/65½	13/51½	6/22	13/26	4/57	8/60	0/8
100	1/90	2/67½	0/51½	10/32	0/26	14/71	0/60	0/8
600	4/94	10/77½	1/52½	0/32	0/26	10/81	6/66	0/8
400H	10/112	6/83½	4/56½	2/34	0/26	0/81	0/66	0/8
JAV	0/112	8/91½	1/57½	14/48	0/26	6/87	0/66	0/8
200	10/122	11/102½	0/57½	12/60	0/26	0/87	0/66	0/8
TJ	0/70	8/110½	0/57½	2/62	0/26	6/93	1/77	0/8
5000	4/126	0/114½	0/57½	0/62	6/32	10/102	1/78	0/8
4X400	8/130	10/124½	4/61½	1/63	0/32	6/109	0/78	2/10
HJ	0/130	122½						
PV	140							

10-11

A.I.A. DISTRICT 2 TRACK & FIELD CHAMPIONSHIPS - MAY ~~8-9~~¹⁰⁻¹¹, 1981 - COLCORD FIELD - NEWBERG, OREGON

MARATHON
February 23, 1985 -- Seaside, Oregon

1.	Bill Pewin	SOSC	2:31.50	7
2.	Bob Jones	LC	2:38.12	19
3.	Mike Shinn	WU	2:43.32	38
4.	Chet Brown	NNC	2:46.44	55
5.	Jack Winter	GFC	2:46.55	56
6.	Lanny Wilbur	EOSC	2:47.27	64

Non-scorers

7.	Paul Mattison	LC	2:52.52	108
8.	Don Stearns	EOSC	2:54.33	115
9.	John Keerfoot	EOSC	3:05.05	227
10.	Fred Clair	EOSC	3:15.23	353
11.	Jesse Gloria	EOSC	3:22.23	444
12.	Matt Wells	P	DNF	

3 1/2
9/12
1981 N.A.I.A. DISTRICT 2 DECATHLON CHAMPIONSHIP -- APRIL 20-21, 1981 -- CRISWOLD STADIUM, LEWIS & CLARK COLLEGE

		100 Meters	Long Jump	Shot Put	High Jump	400 Meters	110 Hurdles	Discus	Pole Vault	Javelin	1500 Meters	Final Score
David Pullin Lewis & Clark	t/d m- p	11.3 733	21-1 1/2 6.44 701	35-4 3/4 10.79 517	6-6 3/8 1.99 649	50.4 788	15.6 787	95.3 29.04 452	12-5 3/4 3.80 754	175-8 53.56 680	4:27.6 606	6,867
Greg Hansen Willamette	t/d m p	11.1 780	21-8 1/2 6.61 738	33-1 1/2 10.09 467	5-9 1/2 1.76 643	49.4 833	16.8 676	104-7 31.88 516	14-0 1/2 4.27 876	157-9 48.11 607	4:42.3 511	6,647
Kip Johnson OSU	t/d m p	11.0 804	20-0 1/2 6.10 626	43-1 1/2 13.14 674	5-11 1/2 1.81 689	51.2 755	15.2 827	119-3 36.36 512	9-11 1/2 3.03 537	145-9 44.48 556	4:41.1 518	6,596
David Sarabio BNC	t/d m p	11.5 687	19-4 5.91 584	38-2 1/2 11.64 575	5-11 1.81 689	55.8 573	17.3 637	131-8 40.14 688	13-0 3.96 796	170-8 52.04 660	5:00.0 408	6,297
John Davenport Willamette	t/d m p	11.5 687	20-10 6.35 682	38-11 3/4 11.88 591	6-2 1.88 751	53.0 679	16.4 712	102-9 31.62 510	9-5 1/2 2.88 492	176-5 53.60 683	4:53.9 442	6,229
Sam Benson SOSC	t/d m p	11.4 710	18-6 1/2 5.65 526	32-9 3/4 10.00 460	5-5 1.65 540	53.0 679	17.2 597	108-10 33.48 551	13-5 3/4 4.11 835	145-5 44.28 554	4:22.6 634	6,086
Scott Riggs SOSC	t/d m p	11.5 687	20-8 3/4 6.32 675	28-10 1/2 8.80 370	6-2 1.88 751	53.2 671	16.0 748	71-1 21.68 269	11-0 3.35 630	135-2 41.20 509	4:54.3 440	5,750
Tom Snook BOSC	t/d m p	11.9 601	18-6 5.64 523	31-8 1/2 9.66 435	6-2 1.88 751	53.6 655	16.1 739	98-5 30.00 474	10-5 1/2 3.19 584	120-5 36.70 440	4:55.1 435	5,637
Deug McClure SOSC	t/d m p	11.6 665	20-3 1/2 5.18 644	38-0 1/2 11.59 572	5-5 1.65 540	54.8 610	17.6 613	111-0 33.84 559	10-5 1/2 3.19 584	134-7 41.02 506	5:13.9 336	5,629

N.A.A.A. DISTRICT 2 TRACK & FIELD CHAMPIONSHIPS - MAY 8-9, 1981 - COLCORD FIELD - NEWARK, NJ

HAMMER

<u>ENTRY</u>	<u>TEAM</u>	<u>1st</u>	<u>2nd</u>	<u>3rd</u>	<u>4th</u>	<u>5th</u>	<u>6th</u>
Steve Curtis	GFC	157'9"	51'10"	146'5"	149'6"	---	---
Mike Dotson	L	156'10"	---	---	151'3"	151'9"	---
Dennis Earnshaw	L&C	142'4"	---	---	---	---	134'10"
Greg Caster	L	137'6"	---	143'11"	140'5"	133'7"	140'3"
Martin Jaqua	L	127'3"	---	132'7"	---	135'10"	139'2"
Jim Tipler	SOSC	---	131'0"	135'0"	---	135'0"	138'5"
Jeff Simon	SOSC	---	131'11"	127'7"	---	---	130'10"
Nolan Smith	GFC	---	134'8"	---	127'8"	135'3"	132'4"

EVENT RESULTS

	<u>Team</u>	<u>Distance</u>
1. Steve Curtis	GFC	157'9"
2. Mike Dotson	L	151'9"
3. Greg Caster	L	143'11"
4. Dennis Earnshaw	L&C	142'4"
5. Martin Jaqua	L	139'2"
6. Jim Tipler	SOSC	138'5"

N.A.I.A. DISTRICT 2 TRACK & FIELD CHAMPIONSHIPS - MAY 8-9, 1981 - COLCORD FIELD - NEWBERG, OR

10,000 METER WALK

<u>ENTRIES</u>		<u>TEAM</u>	<u>TIME</u>
1.	Sam Shick	LC	46:46.5
2.	John Kerfoot	EOSC	51:03.3
3.	Brad Jacobs	LC	52:55.5
4.	Charlie Hart	LC	55:25.0
5.	John Burke	EOSC	57:00.5
6.	Duan Smiley	GFC	62:03.5
7.	Ken White	SOSE	65:47.2

FOUR VANTS

NAME	TEAM	12-0	12-6	13-0	13-6	14-0	14-6	15-0	15-6
Kent Kennedy	P	X	X	X	OOO				
W Hopkins	LC	---	OOO						
Bron Heydel	GFC	---	OOX	X	OX	OOO			
Dade Yates	SOSC	WOX	OOO						
Sam Gabriel	W	---	OX	OCO					
Leonard Franssen	WOSC	OX	---	OOO					
Dave Saronto	NMC	---	---	OX	---	OOO			
Sam Benson	SOSC	---	---	OX	OOX	OOO			
Kyle Tarpenning	L	---	---	---	OX	OX	OOX	---	OOO
Greg Hansen	W	---	---	---	---	X	OX	---	O
Wia Lester	WOSC	---	---	---	OOO				

FINAL RESULTS

Greg Hansen	W	14-6
Kyle Tarpenning	L	14-6
Bron Heydel	GFC	13-6
Sam Benson	SOSC	13-6
Kent Kennedy	P	13-0
Dave Saronto	NMC	13-0

N.A.A. DISTRICT 2 TRACK & FIELD CHAMPIONSHIPS - MAY 8-9, 1981 - CONCORD FIELD -- NEWBURG, OR

JAVELIN

<u>Entry</u>	<u>Team</u>	<u>1st</u>	<u>2nd</u>	<u>3rd</u>	<u>4th</u>	<u>5th</u>	<u>6th</u>
FLIGHT I							
Todd Lovell	L&C	234'	219'1"	223'2"	221'	--	211'1"
Paul Brown	SOSC	199'	199'6"	185'6"	184'8"	181'2"	189'6"
Matt Overholt	W	193'8"	196'11"	--	--	200'11"	198'3"
Joe Uyshara	L&C	195'5"	183'8"	200'7"	--	177'4"	201'9"
Randy Hayes	L	173'11"	176'5"	189'2"	178'10"	166'6"	174'8"

FLIGHT III

Alan Tegethoff	NMC	167'10"	188'1"	190'4"	182'6"	163'7"	--
Gary Orndoff	SOSC	--	--	--	--	--	--
Jim Corr	L&C	149'7"	172'6"	159'7"	--	--	163'6"
Mike Clayton	EOSC	--	--	136'8"	--	--	--
John Elder	WOSC	182'5"	--	165'2"	161'6"	--	187'11"

EVENT RESULTS

SCHOOL

DISTANCE

1. Todd Lovell
2. Joe Uyshara
3. Matt Overholt
4. Paul Brown
5. Alan Tegethoff
6. Randy Hayes

L&C

L&C

W

SOSC

NMC

L

234'0"

201'9"

200'11"

199'6"

190'4"

189'2"

N.A.I.A. DISTRICT 2 TRACK & FIELD CHAMPIONSHIPS - MAY 8-9, 1981 - COLCORD FIELD - NEWBERG, OR

SHOT PUT

<u>Entry</u>	<u>Team</u>	<u>1st</u>	<u>2nd</u>	<u>3rd</u>	<u>4th</u>	<u>5th</u>	<u>6th</u>
FLIGHT I							
Jeff Simon	EOSC	51'0"	52'4"	49'1"	50'3"	49'10"	51'4½"
Brian Bean	W	---	51'7"	48'½"	---	---	---
Don Backman	W	49'5"	---	---	49'7½"	50'5"	---
Kerry Fagerberg	L&C	47'10"	47'5"	47'7"	47'7"	---	48'3"
Mike Dotson	L	46'4"	46'4½"	46'3"	---	---	---

FLIGHT II

Todd Goergan	W	45'	46'	48'2"	44'2"	45'	46'
Chris Friday	L&C	47'4"	46'9½"	46'2"	---	46'5"	46'7"
Martin Jesus	L	---	---	45'8½"	44'6"	---	---
Marvin Mercer	SOSC	---	45'	43'8"	---	---	---
Roland Johnson	WOSC	---	---	39'2"	---	---	---

EVENT RESULTS

SCHOOL

DISTANCE

1. Jeff Simon	EOSC	52'4"
2. Brian Bean	W	51'7"
3. Don Backman	W	50'5"
4. Kerry Fagerberg	L&C	48'3"
5. Todd Goergan	W	48'2"
6. Chris Friday	L&C	47'4"

N.A.I.A. DISTRICT 2 TRACK & FIELD CHAMPIONSHIPS - MAY 8-9, 1981 - COLCORD FIELD - NEWBELL, CO.

HIGH JUMP

Entry	Team	6-0	6-2	6-4	6-6	6-7	6-8	6-9	6-10
		6-1½	6-3½	6-5½	6-7½	6-8½	6-9½	6-10½	6-11½
Rick Ward	ECSC	X	OX	OOX	OOO				
Brian Barkdull	GFC	OX	OOO						
Andy Pierson	ECSC	OOO							
Kip Johnson	WOSC			OOO					
John Davenport	W	X	OOO						
Rick Vincent	WOSC				OOO				
Jack Giles	L&C	OOO							
Jon Smit	W	OOO							
Jim Livermore	L	X	X	X	OX	OOX	X	OOO	
Tom Snook	ECSC	X	X	OOX	OOO				
Scott Riggs	ECSC	X	OOO						
Darryl Weber	NRSC	---OX	OX	OOX	OOO				
Jon Gabriel	W		OX	X	OOO				
David Pullin	L&C		X	X	OOX	OOO			
Bob Quiring	WOSC			X	X	OOX	OOO		
Owen James	GFC			X	X	X	X	OX	OOO

EVENT RESULTS

SCHOOL

HEIGHT

- Owen James
- Jim Livermore
- Bob Quiring
- Dave Pullin
- Jon Gabriel
- Tom Snook

GFC
L
WOSC
L&C
W
ECSC

6'9"
6'8"
6'7"
6'6"
6'4"
6'4"

W.A.I.A. DISTRICT 2 TRACK & FIELD CHAMPIONSHIPS - MAY 8-9, 1981 - COLCORD FIELD - NEWBERG, OR

TRIPLE JUMP

<u>ENTER</u>	<u>TEAM</u>	<u>1st</u>	<u>2nd</u>	<u>3rd</u>	<u>4th</u>	<u>5th</u>	<u>6th</u>
FLIGHT I							
Sherman Wafyr	WNC	---	46' 4 $\frac{1}{2}$ "	---	---	---	---
David Pullin	L&C	45' 3 $\frac{1}{2}$ "	---	---	46' 4 $\frac{1}{2}$ "	46' 5 $\frac{1}{2}$ "	46' 13/4"
Eric Brown	W	---	---	43' 3/4"	45' 0"	---	44' 73/4"
Thomas Ofori-Ansah	W	42' 4 $\frac{1}{2}$ "	44' 6 $\frac{1}{2}$ "	43' $\frac{1}{2}$ "	43' 4 $\frac{1}{2}$ "	43' 11 $\frac{1}{2}$ "	43' 10 $\frac{1}{2}$ "
Mark Lipke	W	---	42' 7 $\frac{1}{4}$ "	41' 3 $\frac{1}{4}$ "	---	43' 10 $\frac{1}{4}$ "	43' 2"

FLIGHT II							
Nolan Smith	GFC	43' 2"	42' 9 $\frac{1}{2}$ "	---	---	40' 113/4"	41' 2"
Ray Wolverton	NWC	43' 10 $\frac{1}{2}$ "	---	42' 11 $\frac{1}{4}$ "	44' 11 $\frac{1}{4}$ "	43' 7 $\frac{1}{2}$ "	44' 33/4"
Mark Gary	L&C	---	---	42' 0"	---	---	---
Scott Riggs	SOSC	41' 11 $\frac{1}{2}$ "	---	42' 6 $\frac{1}{2}$ "	---	---	---
Mark Walker	WOSC	44' 2 $\frac{1}{2}$ "	---	---	---	43' 4 $\frac{1}{2}$ "	---
Rick Ward	WOSC	---	---	---	---	---	---

<u>WENT RESULTS</u>	<u>SCHOOL</u>	<u>DISTANCE</u>
David Pullin	L&C	46' 5 $\frac{1}{2}$ "
Sherman Wafyr	WNC	46' 4 $\frac{1}{2}$ "
Eric Brown	W	45' 0"
Ray Wolverton	NWC	44' 11 $\frac{1}{2}$ "
Thomas Ofori-Ansah	W	44' 6 $\frac{1}{2}$ "
Mark Walker	WOSC	44' 2 $\frac{1}{2}$ "

AAU.A. DISTRICT 2 TRACK & FIELD CHAMPIONSHIPS -- MAY 8-9, 1981 -- COLCORD FIELD -- NEWBERG, OR

400 METER RELAY

Rank	Team	Time	Relay Members
1.	Linfield	42.5	Lynn Reed, Andre Pruitt, Randy Drake, Dave Freunds Schuh
2.	George Fox	42.8	Rick Frisk, Mark Reynolds, Tim Sherman, Tom VanWinkle
3.	NNC	42.1	
4.	EOSC	42.3	
5.	Willamette	43.2	
6.	WOSC	43.8	
7.	Lewis & Clark	44.0	
8.	SOSC	44.5	

N.A.A.A. DISTRICT 2 TRACK & FIELD CHAMPIONSHIPS - MAY 8-9, 1980 - POLKOND FIELD - NEWBERRY, ILL.

1500 METERS

Entry	Team	Time
1. Wendell Otto	GFC	3:57.4
2. Jon Granger	SOSC	3:59.0
3. Rich Groenendaal	W	4:00.2
4. Mike Davis	SOSC	4:01.3
5. Dave Smith	ENC	4:01.5
6. John Kross	L	4:03.6
7. Kevin Brophy	WOSC	4:06.6
8. Kevin O'Connor	W	4:07.0
9.		
10.		
11.		
12.		

110 HIGH HURDLES
FINAL

NAME	SCHOOL	TIME
Rick Frisk	GFC	14.6
Marc Ginneschi	LC	14.9
Mark Reynolds	GFC	14.9
Rip Johnson	WOSC	15.1
Tom Snook	EOSC	15.4
Mark Kelly	WOSC	15.6
Lynn Reed	L	16.0
John Davenport	W	16.0

N.A.I.A. DISTRICT 2 TRACK & FIELD CHAMPIONSHIPS - MAY 8-9, 1981 - COLCORD FIELD - NEWBERG, OREGON

100 METER SEMI-FINALS

HEAT 1

Name	School	Time
David Freundsuh	L	11.0
Darryl Winston	NNC	11.0
Tim Sherman	GFC	11.1
Terry Hendricks	SOSC	11.1
Brent Carbajal	LC	11.1
Cas Schrunk	WOSC	11.2
Don Pederson	W	11.3
Sam Benson	SOSC	11.7

HEAT 2

Name	School	Time
Lewis Byrd	EOSC	10.9
Jon Goodman	WOSC	11.0
Kip Johnson	WOSC	11.1
Eric Brown	W	11.1
Greg Lee	EOSC	11.3
Ken Parker	NNC	11.3
Mark Darnedde	W	11.6

N.A.I.A. DISTRICT 2 TRACK & FIELD CHAMPIONSHIPS - MAY 8-9, 1981 - COLCORD FIELD - NEWBERG, OREGON

~~600 METERS~~

100 METER FINAL

	NAME	SCHOOL	TIME
1.	Dave Freundschiuh	L	10.6
2.	Lewis Byrd	EOSC	10.9
3.	Darryl Winston	NNC	10.9
4.	Tim Sherman	GBC	11.0
5.	Jon Goodman	WOSC	11.0
6.	Terry Hendrix	SOSC	11.0
7.	Eric Brown	W	11.3
8.	Kip Johnson	WOSC	11.3

800 METERS

NAME	SCHOOL	TIME
1. Shane Miller	NNC	1:55.3
2. Wendell Otto	GFC	1:56.0
3. Keith Pearson	GFC	1:56.0
4. John Kraus	L	1:56.3
5. David Johnson	W	1:56.5
6. Jon Hensley	LC	1:57.8
7. Bob Boyd	WOSC	1:59.0
8. Tom Williams	P	2:03.6

A.A.A. DISTRICT 2 TRACK & FIELD CHAMPIONSHIPS - MAY 8-9, 1981 - COLCORD FIELD - NEWBERG, OREGON

400 METERS INTERMEDIATE HURDLES

FINAL

	NAME	SCHOOL	TIME
1.	Rick Frisk	GFC	53.0
2.	Eric Brown	W	54.7
3.	Jim Terry	EOSC	55.3
4.	Marc Ginneshci	LC	55.7
5.	Don Pedersen	W	57.0
6.	Dan Chippes	SOSC	57.9
7.	Mark Kelly	WOSC	58.3

8

200

<u>NAME</u>	<u>TEAM</u>	<u>TIME</u>
1-Dave Freundsckuh	L	21.9
2-Sulayman Njie	NNC	22.2
3-Darryl Winston	NNC	22.4
4-Mark Reynolds	GFC	22.5
5-Tim Sherman	GFC	22.5
6-Terry Hendrix	SOSC	22.5
7-Brent Carbajal	L&C	23.0
8-Dan Grubb	P	23.0

W.A.T.A. DISTRICT 2 TRACK & FIELD CHAMPIONSHIPS - MAY 8-9, 1981 - COLCORD FIELD - NEWBERG, OR

5 KILOMETER

	NAME	SCHOOL	TIME
1.	Don Stearns	EOSC	14:33.3
2.	David Fleming	W	14:59.1
3.	Rich Becker	LC	15:14.9
4.	Tom Nist	LC	15:20.8
5.	Rich Groenendaal	W	15:26.7
6.	Mark Solmlund	W	15:28.7
7.	Tom Baumgartner	EOSC	15:38.3
8.	Brock Roberts	LC	15:46.0

1500 METER RELAY

1. Linfield	3:22.7
2. Willamette	3:22.7
3. George Fox	3:22.9
4. Lewis & Clark	3:25.2
5. Northwest Nazarene	3:27.7
6. Eastern Oregon	3:28.7
7. Southern Oregon	3:32.3
8. Western Oregon	3:38.0
9.	
10.	
11.	
12.	

COLLEGE RELAYS----MARCH 7, 1981----GRISWOLD STADIUM, LENIS AND CLARK COLLEGE

WEATHER: Cloudy, 49 degrees, wind negligible. Track damp. (Meter distance races)

4 x 1600 --- UofP (Buckner, Lattig, Stepan, Huns) 17:18.5; I&C, 17:43.2.

4 x 100 --- UofP (Edwards, Krause, Smith, Hughes) 42.5; Will., 43.5; Linf. 43.7; Pac. 45.5.

DISTANCE MEDLEY --- UofP (Nolan, Quigley, Bowman, Hamilton) 10:11.2; GeoFox 10:17.6;
Will., 10:38.0; Linf., 10:41.2; I&C, 11:00.0.

SPRINT MEDLEY --- Bac., (Kirkland, Fowler, McCartney, Grubb) 1:35.2; Linf., 1:37.8;
I&C, 1:38.1; Will., 1:39.9.

HANDS RELAY --- Linf. (Dotson, 143-5, Caster, 135-2, Jaqua, 130-3) 408-10 (Meet record,
old record 408-9 by OCE, 1974); GeoFox, (Curtis, 143-10, Smith, 133-6, Huisenga
105-5) 382-9; UofP (Krichewsky, 104-11, Strot, 118-8, Westby, 59-4) 282-11;
I&C (Earnshaw) 140-7.

JAVELIN RELAY --- I&C (Lovell, 214-2, Pullin, 178-7, Uyehara, 167-0) 553-9; Will. (Overholt,
~~Eriksen~~ 193-4, Davenport, 169-1, Skoglund, 167-2) 529-7; UofP (Ortega, 187-2,
Newton, 161-3, Malinski, 120-5) 468-10; Linf. (Hayes) 189-0; GeoFox (Huisenga)
150-1.

4 x 800 --- UofP (Buckner, Link, Hunz, Stepan) 7:51.4; I&C, 8:02.3; Pacific, 8:30.3.

4 x 200 --- UofP (Edwards, Krauss, Smith, Hughes) 1:29.0; Linf., 1:34.5; I&C, 1:34.8;
OCE, 1:34.8; Will., 1:41.1.

SHOT RELAY --- I&C (Fagerberg, 45-2, Friday, 43-8, Outcalt, 42-3½) 131-1½; Linf. (Dotson,
43-10, Jaqua, 41-1½, Caster, 35-6) 122-0½; OCE (Johnson, 43-2, R.Johnson, 37-10,
Brock, 35-8) 115-10; GeoFox (Miller, 38-3, Smith, 34-7, Curtis, 37-2) 109-0;
Will. (Backman, 47-10, Goergen, 45-11) 93-9; UofP (Strot) 39-6.

LONG JUMP RELAY --- UofP (Terry, 20-9½, Wright, 20-9¼, Hughes, 19-11½) 61-6¼; I&C (Robertson,
20-8 ¾, Pullin, 20-6½, Eriksen, 20-2) 61-5¼; Will. (Hansen, 21-11, Brown, 19-7,
Davenport, ~~18-7~~ 19-5½) 60-11½; OCE (Quering, 20-9½, K.Johnson, 20-1 ¾, Elder,
17-4 ¾) 58-4; Linf. (Ellings, 19-9½, Goetsch, 19-7½, ~~Reed~~ Reed, 17-11½) 57-4;
Pac. (Beemer) 18-6.

5000 METERS (Open) --- Dave Holmes, UofP, 14:42.4; Paul Peloquin, UofP, 15:14.1; Rick
Groenendaal, Will., 15:19.4; Ty Strange, UofP, 15:19.5; Ken Brown, UofP, 15:32.2;
Steve Taylor, unatt., 15:35.7; ~~Atty~~ Glen Giovannetti, Lin., 15:49.5.

HIGH JUMP RELAY --- Will. (Gabriel, 6-2, Davenport, 6-2, Kuehner, 6-0) 18-4; I&C (Pullin, 6-4,
Eriksen, 5-9, Giles, 5-9) 17-10; OCE (Quiring, 6-0, K.Johnson, 6-0, Elder, 5-6)
17-6; UofP (Carvalho, 6-4, Newton, 6-6) 12-10; Linf. (Livermore) 6-2; Pacific,
(Smith) 5-9.

POLE VAULT RELAY --- I&C ~~(Kins)~~ (B.Hopkins, 12-4, Dippolito, 11-6, S.Hopkins, 11-6); GeoFox,
(Heydel, 12-0, Sherman, 11-6) 23-6; OCE (Leader) 13-4; Linf. (Tarpenning) 12-8;
Pac. (Kennedy) 11-0.

4 x 400 --- UofP (Smith, Hunz, Stepan, Edwards) 3:20.8; Will., 3:23.3; I&C, 3:24.6;
GeoFox, 3:25.2; Linf., 3:25.6;

DISCUS RELAY --- I&C (Outcalt, 144-5, Friday, 121-0½, Uyehara, 131-10) 397-3½; Linf.
(Jaqua, 136-9½, Dotson, 130-2½, Ayers, 119-0) 396-0; Will. (Goergen, 126-11,
Backman, 125-11, Bean, 122-8) 375-6; GeoFox (Curtis, 119-8, Huisenga, 112-0,
Miller, 114-1) 345-9; OCE (Brock, 135-3, Elder, 105-7½, K.Johnson, 102-6½) 343-5;
UofP
(Strot)
140-8