

1986

1986 Statistics

George Fox University Archives

Follow this and additional works at: https://digitalcommons.georgefox.edu/athletics_mentrack

Recommended Citation

George Fox University Archives, "1986 Statistics" (1986). *Men's Track and Field*. 58.
https://digitalcommons.georgefox.edu/athletics_mentrack/58

This Statistics is brought to you for free and open access by the George Fox University Athletics at Digital Commons @ George Fox University. It has been accepted for inclusion in Men's Track and Field by an authorized administrator of Digital Commons @ George Fox University. For more information, please contact arolfe@georgefox.edu.

LINFILD COLLEGE ICEBREAKER TRACKMEET
3-1-86

Men 10,000 Meters

Mike Nault	U of P.	32:42.7
Eric Landeen	LCC	33:15.9
Mike DeDonno	WU	34:08.6
John Weisel	NIC	35:44.3
Derek Harry	unat	NT
Chriss Kurtz	Unat	36:40.3

3000 m Steeplechase

(MR 9:01.4 Steve Blikstad Geo. Fox)

James Edmark	WU	9:27.2
Willy Hewsen	OSU	9:30.3
Duke Ritenhouse	L&C	9:33.5
Lew Barnes	OSU	9:37.4
Scott Ball	Gf	9:45.5
Brandt Lind	WOSC	9:50.0
Jason Sele	WOSC	9:50.3
Doug Winn	WU	10:05.6
Brendan Kelly	GPRC	10:06.2
Mark Shaver	Unat	10:35.0
Neil Gleichman	Oly	10:35.4
Darren Lian	UPS	10:38.2
Jay Truex	WU	10:38.2
Barry John	SMTG	10:50.6
Chris Luther	Unat	Scratch
Ken Woodard	Unat	Scratch

400 Meter Relay

Heat 1

Witzel, Thoman	OSU	42.63
Malone, Montgomery		
Biamont, Hargett	WOSC	43.08
Nobley, Taylor		
Davenport, Harry	WOSC	43.15
Findling, Randle		
Austin, Creek	LCC	43.29
Lanning, Harris		
Tervin, Brown,	Unat	43.37
Dohr, Shan		
Varga, Trebble,	SWOCC TC	44.61 DQ 2nd ex.
Rennet, Daley		

Heat 2

Lorenz, Searce,	WU	43.21
Torquato, Lindeiman		
Smith, Gregory,	UPS	44.77
Daugherty, Oliphant		
Peterson, Coughay,	PSU	45.05
Hardy, Rosebrook		
Terry, Hill	Unat	45.18
Troy, Berry		
Acker, Alspaugh,	PLU	45.72
Sjursen, Toby		
Mamizuke, Coombs,	L&C	NT
Mell, Robinson		
Prevedello, Scanlon,	LIN	NT
Martin, Fefenberg		

Men's 1500 Meters

(MR 3:48.6 Brian Abshire Clack)

Heat 1

Dave Bailey	Unat	3:54.1
Sean Messiter	UofP	3:54.4
Russell Cole	PLU	3:55.0
Marc Sunbare	Unat	3:56.7
Dave Frank	Unat	3:57.8
Michael Friess		3:57.9
Roger Cross	UofP	3:58.2
Rick Nelson	LCC	3:58.5
Gary Brady	LLTC	3:59.7
John Warinner	OSU	4:01.6
Dave Beck	SOSC	4:01.7
Rob Conner	UofP	4:02.2
David Jordan	WOSC	4:02.9
Lee Thompson	UofP	4:06.8
Phil Yearian	UP	4:14.0
John Bursell	UP	4:14.0
Willy Rossow	Unat	4:08.5

Heat 2

Tad Woosley	WOSC	3:59.6
Devin Allen	LCC	4:00.0
Mike Stepan	Unat	4:01.6
Lou Lauman	PSU	4:01.8
Joseph Barton	NIC	4:03.2
Rob Collins	LLTC	4:03.5
Ron Altes	L&C	4:05.9
Robert Latting	PLU	4:05.9
Craig Brunty	ISU	4:06.8
Matt Thiesen	OSU	4:08.4
Jay Cook	UofP	4:09.5
Mark Mohner		4:09.9
Tony Cantwell	PSU	4:10.3
Greg Suiter	Unat	4:10.3
Bob Crandall	L&C	4:11.5
Daniel O'Leary	LIN	
Greg Muller U	UP	

Heat 3

Kirk Meekin	UofP	4:05.9
Gene Skerrill	Unat	4:11.0
Chris Cushman	NIC	4:12.5
Bryan Forbes	Unat	4:13.9
David Metz	Unat	4:15.6
Joshua Sacon	SOSC	4:15.7
Arthur Sullivan	Unat	4:17.6
John Kaiset	EvS	4:18.5
Brad Holbrook	Unat	NT
Mike Bishop	SOSC	4:22.0
Mike Carson	LLTC	4:22.8
Gene Brennan	NIC	4:24.2
Brian Reick	WOSC	4:26.2
Baethan Crawford	EvS	4:28.3

LINFIELD COLLEGE ICEBREAKER TRACK MEET

3-1-86

Men's 1500 M Cont.

Heat 4

Peter Carleson	LIN	4:12.7
Jack Brajeich	WOSC	4:16.5
Al Alcalde	LLTC	4:16.8
Rocky Baker	L&C	4:18.3
Patrick Becker	UofP	4:20.2
Jim Carothers	LLTC	4:21.9
Eric Shelton	LIN	4:22.5
Lewis Watkins	NIC	4:23.4
Kirk Doughton	Chem	4:24.1
No Name	Unat	4:25.8
Terry Howard	Unat	4:24
Mike Juchoski	UofP	4:27.4
John Duley	WU	4:32.5
Blake Pierson	WOSC	4:32.8
John Guess	L&C	
DonnSoares	L&C	
Jerry Newbert	LLTC	
Paul Adent	CHEM	

Men's 100M Hurdles

Heat 1

Rod Green	Unat	14.71
Brad Carman	OSU	15.10
Sam LaPray	WU	15.2
Laurence Austin	Unat	15.6
Randy Huserik	Unat	15.8
Chris Toby	PLU	16.1

Heat 2

Tim Rupp	SOSC	15.3
Jim Chradle	Unat	15.4
Rusty Lorenz	WU	15.6
Dan Acker	PLU	16.8
Rick Renner	SWCC	16.8

Heat 3

Ron Otterstedt	Unat	15.4
Craig McKee	WU	16.1
Mike Pedersen	OSU	16.4
Rick Johnson	LCC	16.6
Keith Wigley	GFC	16.9
David Hodi	LIN	17.1
Tim Dahlin	GFC	17.2

Heat 4

Shawn Steeh	LCC	16.7
Kent Miller	UPS	17.8
Erick Garcia	UofP	19.8
Les Nelson	LCC	23.4
Jeff Hauts	L&C	DNF

Men's 400 M

(MR 48.7 Jeff Beauchamp Clack.)

Heat 1

Pat Lanning	LCC	48.2
Milton Smith	NIC	49.5
David Anderton	OIT	49.5
Ismail Accsta	Unat	50.5
Willy Rossow	UO	50.5
Tracy Daugherty	UPS	50.7
Mike Coalwell	Unat	51.1

Heat 2

Brian Boys	Unat	49.6
John Hostenstein	Unat	50.5
David Hunnicutt	LCC	50.8
Tony Benson	Unat	51.4
D.J. Bransom	Unat	51.7
Keith Ussery	LIN	51.8

Heat 3

Daniel Gregory	UPS	52.0
Chuck Thomas	L&C	52.4
Vern Alvin	Unat	53.4
Dave Hill	Unat	53.5
Gary Long	Unat	54.1
John Cooney	UofP	NT

Heat 4

Jim Foster	Unat	52.6
Mick Fennert	Unat	52.7
Doug Puckett	Unat	52.9
Jay Bailey	Unat	53.6
Troy Kuenzi	Unat	53.7
Bill Hinson	UPS	53.8
Kevin Miller	Unat	54.0
Cameron Brown	SOSC	57.2

Men's 100 M

(MR 10.4 Mark Dannis LCC, 1984)

Heat 1

Erick Montgomery	OSU	11.0
Michael Oliphant	UPS	11.0
Tuna Brown	Unat	11.1
Robb Thomas	OSU	11.1
Babajide Akanbi	OSU	11.3
Tom Mell	L&C	11.3
Mark Berry	Unat	11.4
Darvin Malone	OSU	11.5

Heat 2

Brad Carman	OSU	11.2
Rick Torquato	WU	11.5
Matt Linderman	WU8	11.5
David Mueller	GFC	11.5
John Nonenumacher	Unat	11.7
Mark Ewing	LIN	12.0

(cont'd)

LINFIELD COLLEGE ICEBREAKER TRACK MEET
3-1-86

Men's 100 M Heat 2 Cont.

Andy Tarvin	Unat	12.2
Tim Hedges	CON	12.3

Heat 3

Tim Varga	SWCC	11.2
Guy Oekerman	OSU	11.5
Brian Coughay	PSU	11.5
Mike Pedersen	OSU	11.6
Shane Walker	LLTC	11.7
Randy Coombs	L&C	11.7
Derrick Peterson	PSU	11.9
Matt Tillman	OSU	12.4

Heat 4

Kevin Connors	WU	11.6
Kelly Ferrenburg	LJN	11.7
Mike Miner	Unat	11.9
Joelson	WU	11.9
Dan Troy	Unat	12.0
Brett Terry	Unat	12.0
James Kerdich	SOSC	12.1
Noel Leier	Unat	12.1

Heat 5

Kevin Daly	SWCC	11.3
Robert Alspaugh	PLU	11.9
Harry Hamizuka	L&C	12.0
Slade Zumhofe	NIC	12.1
Dave Davis	UPS	12.4
Tom Griffith	Unat	12.4
Jerome Tigot	EVER	13.4

Men's 800 M

(MR 1:49.1 Kashif Hassan Unat. 1982)

Heat 1

David Anderton	OI	1:52.3
Bob Haggard	LCC	1:53.5
Larry Beatty	Unat	1:54.6
Donn McAdams	OSU	1:55.6
Dan Miller	UofP	1:55.9
Brian Fagerberg	OSU	1:56.7
Dave Shrum	NIC	1:56.6
Dave Beck	SOSC	1:57.6
Aaron McKee	OSU	1:58.1
Mike Sixon		2:00.5

Heat 2

Steve Uomini	WU	1:54.5
Jeff Tressler		1:57.6
Brian Olsen	PLU	1:57.8
Dennis Garboden	LCC	1:58.2
Sean Beeman	PLU	1:59.1

Men's 800 M Heat 2 Cont.

Lee Thompson	UofP	1:59.9
Rocky Baker	L&C	2:01.5
Barth Merrill	PLU	2:03.4
Jeff Byers	LCC	2:04.2
Tim James	Unat	DNF
Thomas Geiger	L&C	DNF

Heat 3

Ed Esse	WOSC	1:57.5
Dave McCormick	OSU	1:57.6
Pat Newman	UofP	1:57.7
Greg Kempthorn	PSU	1:58.0
John Bursell	UofP	1:58.3
Eric Kelso	CHEM	1:58.4
Craig Prunty	PSU	1:59.1
Tim O'Malley	BTC	1:59.5
Joseph Barton	NIC	2:00.9
Bob Fasulo	UofP	2:00.9
Chris Cushman	NIC	2:02

Heat 4

Todd Thomas	Unat	1:56.7
Greg Rolph	OSU	1:58.6
Tony Cantwell	PSU	2:03.7
Gene Brennan	NIC	2:04.1
Scott Bayles	LIN	2:04.2
Brian Woodrich	Unat	2:04.3
Jonathan Burns	UofP	2:05.6
Peter Carleson	LIN	2:06.4
Lewis Watkins	NIC	2:06.6
Scott Parrish	NIC	2:06.8
Eric Nelson	Unat	2:07.1
Keith Davis	Unat	2:08.0

Heat 5

B. Lang	PMAS	2:04.5
Rob Scoville	SWCC	2:06.1
Baethan Crawford	EVS	2:07.1
Matt Tornow	LCC	2:10.7
Donn Soares	L&C	2:10.9
Christopher Peery	LIN	2:11.4
Jon Fritzler	EVS	2:11.7

LINFIELD COLLEGE ICEBREAKER TRACK MEET
3-1-86

Men's 400Hurdles

Heat 1

James Stephenson	UofP	54.6
Ismael Acosta	Unat	56.1
Bob DeVylidere	WU	56.2
Randy Folker	WU	57.6
Paul Caudell	Unat	57.7

Heat 2

Ron Otterstedt	Unat	55.4
Daryl Stickles	LBCC	56.6
Shawn Steen	LCC	57.9
Randy Reason	LIN	58.0
Bruce Scanlion	LIN	1:00.1
Matt Tillman	OSU	1:00.2
Scott McAllister	Unat	NT

Heat 3

Rich Blanchette	GFC	58.6
Tim Rupp	SOSC	58.7
Rick Renner	SWCC	58.7
Craig McKee	WU	58.7
Les Nelson	LCC	1:01.4
David Hodl	LIN	1:03.4
Tim Dahlin	GFC	1:04.9

Heat 4

Dan Acker	PLU	1:00.3
Tim McFall	WU	1:00.5
John Jensen	NIC	1:00.9
Mickey Fennerty	Unat	1:05.9

Men's 200M

(MR 21.8 Mark Dannis LCC 1984)

Heat 1

Greg Will	LIN	21.6
Erick Montgomery	OSU	22.1
Michael Oliphant	UPS	22.2
Brad Carman	OSU	22.5
Jeremiah Harris	LCC	22.5
Babajide Akanbi	OSU	22.6
Lanay Creece	LCC	22.8
Laurence Austin	Unat	23.9

Heat 2

Tom Mell	L&C	22.5
Robb Thomas	OSU	22.7
Tracy Daugherty	UPS	23.0
Jeff Tresleq		23.3
Bob Fasulo	UofP	23.6
Zane Dohn	Unat	23.6
Jeff Aostin	LCC	DNF

Men's 200 M Cont.

Heat 3

Kevin Daly	SWCC	22.6
Guy Oekerman	OSU	22.7
David Mueller	GFC	23.4
Randy Coombs	L&C	23.6
Derrick Peterson	PSU	24.1
Harry Mamizuka	L&C	24.4

Heat 4

Doug Puckett	Unat	23.4
John Nonenmacheff	Unat	23.6
Gary Hardy	PSU	23.6
Donnie Lunceturd	NIC	24.2
Geoff Rosebrook	PSU	25.1
Kent Miller	UPS	25.5
Tim Varga	SWOCC8	DNF

Heat 5

Shane Walker	Unat	23.5
Chuck Thomas	L&C	23.8
Frode Sjursen	PLU	23.9
Gary Long	Unat	24.1
Robert Alsbaugh	PLU	24.2
Mark Smith	UPS	24.7
Jesse McDaniel	NIC	24.7
Jerome Rigot	EVS	28.4

Men's 5000

HEAT 1

Andy Kore	SWOCC	14:19.2
Dick Oldfield	ORINT	14:19.8
Emmett Kipp	UPS	14:27.8
Brent Felt	UoP	14:29.9
Joe Alward	LIN	14:34.0
Chris Prior	Conv	14:39.9
Wes Tilgner	WOSC	14:45.5
Doug Grider	PLU	15:00.5
Allan Giesen	PLU	15:04.1
Matt Cato	PRC	15:08.1
Doug Swier6	OSU	15:15.6
Neil Olsen	OSU	15:15.9
Alex Wright		15:23.1
Mike Heffernan	PRC	15:24.2
Don Beecraft	LCC	15:26.3
Paymond Whitlow	LIN	15:33.3
Allan Muir	PRC	15:34.8
Dean Irvin	OSU	15:39.6
Tom Diegal	OSU	15:39.9
Mike Pomer	unat	15:44.8
Mike Black	Unat	16:06.8
Byron Dudley	unat	17:03.2

LINFIELD ICEBREAKER TRACK MEET

3-1-86

Men's 5000 Cont.

Heat 2

Ken Woodard	UNA	15:26.5
Duke Ritnehouse	L&C	15:29.6
Joshua Sacon	SOSC	15:35.1
Kris Knaiger	PLU	15:37.8
Brian Jacobson	PLU	15:40.4
Nathan Hult	PLU	15:42.0
Michael Kennedy	LIN	15:45.7
Jim Jones	OSU	15:47.0
Mark Keller	PLU	15:48.0
Dan Cobine	Unat	15:55.3
Bob Frost	LIN	15:56.2
Randy Reese	LIN	15:57.2
Jim Hague	Unat	16:00.7
Scott Balius	LLTC	16:01.6
Baethan Crawford	EVS	16:02.3
Brad Horbrook	Unat	16:05.9
Thomas Carley	UCTU	16:09.3
John Albert	Unat	16:10.8
Darren Hatcher	PLU	16:13.2
Doug Gossler	LLTC	16:13.9
Dave Colburn	PSU	16:14.8
Mike Bishop	SOSC	16:38.2
Dave Gaddes	PSU	16:42.2
Lewis Watkins	NIC	16:45.6
No Name		16:49.5
Matthew Curtis	NIC	17:05.1
No Name		17:05.3
Erik Nelson	Unat	17:23.4
Quentin Davis	PSU	17:49.2
Dave Snyder	NIC	18:29.0
Shelby Case	SWOCC	18:29.6

Men's Mile Relay

Heat 1

Hunnicuttt, Garboden,	LCC	3:21.8
Baggard, Lanning		
Biamont, Harry,	WOSC	3:21.9
Ranole, Findling		
Brown, Otto,	NFFTC	3:22.2
Holtenstein, Hansen		
Vomini, Torquato,	WU	3:22.3
Connors, Seearce		
Tylor, Davenport,	WOSC	3:30.4
Hargett, Mobley		
Tillman, Pauly,	OSU	3:31.0
Forgerburg, Witzel		
Carman, Pedersen, McAdams	OSU	3:33.4
McKormack		

Heat 2

LCC	3:27.7
PLU	3:28.7
GFC	3:30.8
NIC	3:31.8
UPS	3:34.1
Albany	3:39.0

Men's High Jump

(MR 6'10" k. Newton 1982)

Reynolds	UN	6'10"
Howe	UP	6'10"
Dave Turnbull	OSU	6'8"
Ganger	SOSC	6'6"
Kennedy	UN	6'6"
Cousnay	PSU	6'6"
S. Seymour	NIC	6'6"
D. Franklin	UN	6'6"
R. Lrenz	WU	6'6"
G.J. Jack	UP	6'4"
R. Kliver	WU	6'4"
T. Thompson	UN	6'4"
D. Morlan	WOSC	6'2"
Warilu	UP	6'2"
Whalay Wigley	GFC	6'2"
French	WOSC	6'2"
Garrett	UP	6'2"
Novothy	UP	6'2"
Carman	WU	6'0"
Hanson	UPS	6'0"
Towlin	LIN	5'10"
Bayley	UN	5'10"
Hach	UN	5'8"
Mayer	PSU	5'8"

Men's Mile Relay Cont.

Heat 3

Fernari	3:31.1
Linfield	3:32.4
Unat A	3:32.9
WOSC	3:33.1
WU	3:36.3
NIC	3:33.2
Unat--B	3:42.5

LINFIELD COLLEGE ICEBREAKER TRACKMEET
3-1-86

Men's Hammer

(M.R. 241'2" Ken Flax UO)

Exhibition

Ken Flax	237'3"
Lance Deal	226'11"
Greg Gassner	225'1"
John McArdle	218'0"
Dave Cheeseborough	200'6"
John Thomas	195'10"
Eldon Pfiefer	189'10"
Mark Waechling	157'8"

Curt Stone	U.A.	141'4"
Mark Thompson	U of P	131'3"
Mike McClelland	WOSC	126'10"
Jim Cole	U.A.	119'9"
Chris Strain	Lane	115'10"
Kellie Crowson	LBCC	108'
Cypert	CHE	103'11"
Stone! Sommer	WU	103'1"
Craig Yon	LBCC	101'2"
Carl Peteson	U of P	100'1"
Kellie McDonald	LIN	99'4"
Roy Hage	LBCC	99'2"
Trumbly	U.N.	83'1"
Majeskey	L&C	68'11"

Glenn Hill	WOSC	172'7"
Ray Phinney	UPS	152'10"
Dean	LIN	148'8"
Brian Caster	LIN	146'10"
Dave Elkins	GFC	146'3"
Mike Watts	GFC	145'4"
Killinger	LIN	143'6"
Jim Gorman	WU	134'9"
Paul Maddox	GFC	131'3"
Collins	CHE	127'8"

MEN'S JAVELIN

(M.R. 236'7" Eb Buck UNAT)

J T Doupnik	OR	210'4"
Brad Bales	OSU	206'
Craig Stelling	PLU	199'7"
Mike Keizur	WOSC	198'10"
Ken Weinberg	LBCC	194'10 $\frac{1}{2}$ "
Erin Nelson	LANE	194'6"
Brian Robertson		194'2"
Jack Byrne		181'10"
Mike Twist	OSU	179'9"
John Metzger	PSU	178'8"
Allen Perkins	SOSC	178'1"
Larry Conoway		177'11"
Rich Blauchette	GFC	177'10"
Roy Hage	LBCC	174'3"
Doug McHinnis		173

MEN'S JAVELIN (cont.)

Eric Wick		173'9"
Mark Garvey	LIN	171'8"
Brian Anderson	OSU	171'5"
John Sloan		168'
Jim Cole		166'3"
Doug Dean	LIN	166'2"
Gary Long	LBCC	162'10"
Rusty Lorenz	WU	161'10"
Cary Dovenberg	SOSC	160'10"
Darryl Stickles	LBCC	160'2"
Tom Paulson	Wosc	159'8"
Dave Mueller	GFC	155'1 $\frac{1}{2}$ "
Brad Cook		151'4"
Mike Miner		140'10"
Les Nelson	Lcc	125'5 $\frac{1}{2}$ "

MEN'S POLE VAULT

(M.R. Shannon Sullivan 16'9" OSU)

Wade Bakley	LBCC	15'0"
Kevin Davis	UNAT	15'0"
Billy Fields	LBCC	14'0"
Chris Tobey	PLU	13'6"
Jeff Houts	L&C	13'0"
Keith Wiggley	GFC	13'0"
Ken Helm	WU	13'0"
Dave Elkins	GFC	12'0"
Cary Dovenberg;	SOSC	12'0"
Steve Graham	GFC	12'0"
Devin Hill	SOSC	12'6"
Garth Miller	UNAT	11'6"

Men's Long Jump

(M.R. Randy Carter Linfield 23'2 $\frac{1}{2}$ ")

Chris Orblom	Unat	22'7"
Jerry Luttrell	A IA	22'4 $\frac{1}{2}$ "
Dave Turnbull	OSU	21'6 $\frac{1}{2}$ "
Kelly Ferrenburg	LIN	21'3 $\frac{1}{2}$ "
Paul Ackerman	Unat	21'2 $\frac{1}{2}$ "
Guy Oekerman	OSU	20'11 $\frac{1}{2}$ "
George Tribble	SWOCC	20'10 3/4"
Rob Thomas	OSU	20'9 3/4"
Kevin Connors	WU	20'7 $\frac{1}{2}$ "
Mike Leonesio	Unat	20'6 $\frac{1}{2}$ "
Keith Widley	GF	20'5 $\frac{1}{2}$ "
Frada Sjursen	PLU	20'3 $\frac{1}{2}$ "
Shawn Steva	LCC	20'2 $\frac{1}{2}$ "
Ron Mobley	WOSC	20'1 $\frac{1}{2}$ "
Randy Folker	WU	20'1 $\frac{1}{2}$ "
Bill Singnose	Unat	19'7 $\frac{1}{2}$ "
John Predello	LIN	19'6 $\frac{1}{2}$ "
Jerry Fuls	GFC	19'1 $\frac{1}{2}$ "
Jonathan Cleveland	Concordia	18'9 3/4"
Scott Banks	SWOCC	18'8 $\frac{1}{2}$ "
Jeff Austin	LCC	18'5"
David Davis	m UPS	18'2"
Chris Girard	Unat	18'1 $\frac{1}{2}$ "

Men's Long Jump Cont'd

LINFIELD COLLEGE ICEBREAKER TRACKMEET
3-1-86

Men's Long Jump Cont'd

Kelly Moore	Unat	17'9"
Troy Harkins	LCC	17'8 $\frac{1}{4}$ "
Mike Lewelling	Chem	17'3 $\frac{3}{4}$ "
Matt Canfield	Unat	14'9 $\frac{1}{4}$ "

Men's Triple Jump

(M.R. Kenny Taylor	OSU	47'9 $\frac{1}{4}$ "
Chris Orblom	Unat	46'11 $\frac{1}{2}$ "
Brian Courshay	PSU	45'3"
Peder Tvelstad	PLU	44'1 $\frac{1}{2}$ "
Kele Marsters	LIN	43'2 3/4"
Jerry Fuls	GFC	41'11"
George Tribble	SWOCC	41'10 $\frac{1}{4}$ "
Dan Gregory	UPS	41'6 $\frac{1}{2}$ "
Brian Snaric	Unat	41'3 3/4"
Mike Lewelling	CHEM	41'2 $\frac{1}{2}$ "
Paul Ackerman	Unat	41'2 $\frac{1}{2}$ "
Kevin Mapes	UPS	41'1 $\frac{1}{2}$ "
Bill Sinahose	Unat	40'11"
John Prevedello	LIN	40'1"
Keith Anderson	PLU	39'3 $\frac{1}{2}$ "
John Sloat	Unat	39'3 $\frac{1}{2}$ "
Scott Smart	Unat	38'3 $\frac{1}{2}$ "
Chris Girard	SWOCC	37'

Men's Shot Put

(M.R. Joe Phillips CHEM. 60'9.5" 1984)

Atkinhead	UC	56'5"
McArdle	Unat	54'1 $\frac{1}{2}$ "
Parker	SOSC	53'10"
Jose	Unat	51'2"
Settel, Randy	SOSC	50'11"
Flax	UO	50'1"
Robertson	UO	49'4 $\frac{1}{2}$ "
Hammock	Unat	48'9"
Thompson	UP	48'
Crook	UPS	47'11 $\frac{1}{2}$ "
Cheeseborough		47'7"
Chandler	UP	47'1 $\frac{1}{2}$ "
Hiburger	HW	45'9"
Wardwell	SOSC	45'8"
Gassner	NYAC	45'7"
Ferguson	Unat	45'4"
Warren	OSU	44'2"
Watts	GFC	43'6"
Collins	CHEM	43'
Micketts	UP	42'11"
Boyer	PSU	42'10"
Henry	LCC	42'7"
Perkins	SOSC	42'2 $\frac{1}{2}$ "
Schoan	SOSC	42'
Morrow	OSU	41'8"
Lydvon	WOSC	41'6"
Smith, Curtis	Unat	41'3"
Palmer	Clack	40'8"
Melick	Unat	40'7 $\frac{1}{2}$ "
Burke	WOSC	40'5"

Men's Shot Put Cont'd

McGuire	SOSC	40'2"
Hamilton	OSU	40'1"
Crowson	LBCC	40'1"
DeYoung	LIN	39'3"
Ingram	Unat	38'
Gorman	WU	38"
Trumbly	CHEM	36'10 $\frac{1}{2}$ "
Peterson	UP	36'8"
Nelson	LCC	35'9 $\frac{1}{2}$ "
Galusha	SOSC	35'
Conoway	Unat	34'11"
Majeski	LC	33'11"

Men's Discus

(M.R. Butch Schmidt OSU 184'4")

Carr	U of O.	187'09"
Aitkenhead	UO	162'04"
Flax	UO	153'09"
Schoan	SOSC	147'
Parker	SOSC	145'04"
Settel	SOSC	144'07"
Chandler	U of P	144'
Sommer	WU	142'6"
McDonald	LINF.	141'2"
Robertson	UO	140'04"
Hammock	Unat.	138'11"
Morris	OSU	137'2"
Micketts	U of P	136'4"
Boyer	PSU	136'
Bowe	Unat.	135'7"
Weinberg	LBCC	135'5"
Maddock	Unat.	134'
Hamilton	OSU	131'5"
Kyllo	PLU	131'11"
McGuire	SOSC	128'5"
Caster	LINF.	127'3"
Killinger	LINF.	127'
Crowson	LBCC	126'5"
Yon	LBCC	123'8"
Wardell	SOSC	123'
Young	Unat.	123'
Collins	CCC	122'6"
Culbert	LINF.	122'2"
Nelson	LCC	116"
Peterson	OSU	114'8"
Strain	LCC	113'10"
Trumbly	CHEM.	98'11"
Galusha	SOSC	93'10"

MEN'S TRACK AND FIELD RESULTS
Oregon Small College Relays

DATE: MARCH 8, 1986

SITE: Lewis & Clark College
=====

110m HURDLES

Teams:

1. Willamette	46.6	(Lapray 15.1, Lorenz 15.7, McKee 15.8)
2. George Fox	49.5	(<u>Wigley 16.2</u> , <u>Dahlin 17.3</u> , <u>Garcia 18.4</u>)
3.		

Others:

(1) Jeff Houts, LC, 18.3; (2) Eric Garcia, UP, 18.4

JAVELIN

1. George Fox	464'0"	(<u>Blanchet 165'6"</u> , <u>Muller 145'6"</u> , <u>Wigley 153'0"</u>)
---------------	--------	--

Others:

(1) Keizur, WOSC, 171'4"; (2) Garvey, LIN, 157'1"; (3) Dean, LIN, 152'6"
(4) Paulson, WOSC, 152'4"

LONG JUMP

1. Willamette	59'4 1/4"	(Connors 21'1 1/2", Lorenz 19'7 1/2", Healy 18'7 1/4")
2. <u>George Fox</u>	<u>57'6 1/2"</u>	(<u>Fuls 20' 1/4"</u> , <u>Wigly 19' 3 1/4"</u> , <u>Blanchette 18'3"</u>)

4 x 1600m

1. Portland	17:17.8	(Conner, Felt, Cross, Bursell)
2. Western Oregon	17:45.4	(Essey, Tilgner, Jordon, Lind)
3. Linfield	18:10.0	(Alward, Frost, O'Leary, Whitlow)
4. P.S.U.	18:44.8	(Kentwell, Kempthorn, Lauman, Prunty)

4 x 100m

1. Willamette	42.5	(Scearce, Lorenz, Linderman, Torquato)
2. Western Oregon	42.7	(Hargett, Mobley, Tayler, Biamont)
3. Portland	43.9	(Fasuld, Urich, Holme, Stephson)
4. Lewis & Clark	43.9	(Mamizuka, Coombs, Mell, Robinson)
5. P.S.U.	44.3	(Peterson, Hardy, Rosebrook, Coushay)
6. Linfield	44.9	(Prevedello, Scanlon, Ewing, Ferrenburg)

POLE VAULT

Competitors:

(1) Ken Helm, Will, 13'6"; (2) Jeff Houts, LC, 13'0"; (3) Rusty Lorenz, Will, 13'0"; (4) Keith Wiggleley, GF, 12'6"

800m MEDLEY

1	Portland	1:34.2	(Fasulo, Urich, Holme, Stephenson)
2.	Linfield	1:35.5	(Ferrenburg, Hoddle, Prevedello, Will)
3.	Lewis & Clark	1:36.7	(Mamizuka, Robinson, Mell, Thomas)

HAMMER

1.	Western Oregon	464'5"	(Hill 166'6", Polen 162'3", McClelland 135'6")
2.	Linfield	437'7"	(Caster 155'8", Killinger 144'2", Dean 137'9")
3.	George Fox	378'6"	(Elkins 143'3", Watts 120'0", Maddox 115'3")
4.	Portland	301'9"	(Thompson 126'5", Peterson 93'0", Chandler 82'4")

Others:

(1) Boyer, UPS, 121'10"; (2) Majesky, LC, 74'3"; (3) Johnston, PSU, 60'0"
McDonald 108'3"

DISTANCE MEDLEY

1.	Western Oregon	10:23.7	(Essey, Sele, Jordon, Woosley)
2.	Portland	10:27.9	(Messiter, Miller, Yearin, Muller)
3.	Willamette	10:34.5	(Devylidere, Uomini, McAginnitie, Mitchell)
4.	Lewis & Clark	10:39.7	(Geiger, Baker, Crandall, Ritenhouse)
5.	Linfield	10:59.6	(Ussery, Boyles, Carlson, Kennedy)

SHOT PUT

1.	Portland	139'7 3/4"	(Chandler 54' 1/4", Thompson 47'5 1/2" Micketts 41'11")
2.	Western Oregon	122'10"	(Burke 49'7 3/4", Lydum 40'11 1/4", Hill 40'3")
3.	Willamette	110'1 3/4"	(Pikonen 40'7 3/4", Connors 36'2 1/2", Gorman 33'3 1/2")
4.	Linfield	109'2 3/4"	(Caser 40'11 1/2", Deyoung 38'10 3/4", Dean 29'4 1/2")

Others:

(1) Watts, GF, 44'8 1/4"; (2) Boyer, PSU, 42'10 1/4"; (3) Johnstone, PSU, 40'8 1/4"; (4) Majesky, LC, 32'9 1/4"

4 x 800m

1.	Portland	7:53.4	(Thompson, Bursell, Meekin, Messiter)
2.	Western Oregon	7:54.0	(Lind, Essey, Tilgner, Sele)
3.	Lewis & Clark	8:12.9	(Geiger, Ares, Ritenhouse, Soares)
4.	P.S.U.	8:16.6	(Cantwell, Colburn, Lauman, Prunty)
5.	Linfield	8:36.4	(Shelton, Peery, Alward, Carlson)

4 x 200m

1. Linfield	1:31.0	(Privadello, Ussery, Will, Scanlon)
2. Lewis & Clark	1:33.6	(Mamizuka, Coombs, Mell, Thomas)
3. Western Oregon	1:36.5	(Biamont, Clark, Hargett, Mobley)
4. Willamette	1:40.9	(McKee, Devlydere, McFall, Joelson)

HIGH JUMP

1. Willamette	18'3"	(Lorenz 6'6", Kilewer 6'0", Healey 5'9")
2. Portland	18'0"	(Novotny 6'0", Garrett 6'0", Warila 6'0")
3. P.S.U.	17'10"	(Coushay 6'4", Newell 6'0", Mayor 5'6")

Others:

(1) French, WOSC, 6'2"; (2) Anderson, LIN, 6'0";

5000m TEAMS: ① L&C 47:18.5 ② UP 47:37.6 ③ WILL 48:04.4 ④ WOSC 48:49.

(1) Nault, UP, 15:28.1; (2) Reynolds, LC, 15:33.3; (3) Ares, LC, 15:39.1
 (4) Winn, WILL, 15:42.6; (5) Guza, WOSC, 15:43.4; (6) Cook, UP, 15:49.1;
 (7) Ball, GF, 16:00.6; (8) Crandell, LC, 16:06.1; (9) Deldonno, Will, 16:09.9;
 (10) Kelley, Will, 16:11.9; (11) Becker, UP, 16:20.4; (12) Recick, WOSC
 16:27.7; (13) Protzman, GF, 16:29.5; (14) Pierson, WOSC, 16:38.1; (15)
 Brajich, WOSC, 17:01.4; (16) Guess, LC, 17:13.9; (17) Davis, PSU, 17:21.2

4 x 400m

1. Western Oregon	3:19.9	(Taylor, Fahey, Harry, Findling)
2. Portland	3:21.6	(Fasulo, Uhrich, Holme, Stephson)
3. Willamette	3:24.3	(Connors, Uomini, Torquato, Searce)
4. P.S.U.	3:31.6	(Shraum, Hardy, Rosebrook, Baker)
5. George Fox	3:36.2	(Dahlin, Mueller, Blanchette, Fuls)

DISCUS

- UP 406-1 (Chandler 151-7, Micketts 13-8, Thompson 123-10)
- Lin. 401-11 (McDonald 143-0, Easter 132-7, Culbert 126-4)
- WOSC 360-1 (Pelen 126-3, Hill 123-6, Lydum 110-4)

Others:

- (1) Maddox, GF, 147-7
- (2) Boyer, PSU, 132-6
- (3) Lorenz, Will, 131-7
- (4) Sommer, Will, 130-0
- (5) Blanchet, GF, 96-6

OREGON SMALL COLLEGE RELAY MEET
MEN'S RECORDS

* * * * *

4 x 100m	42.5	Edwards, Kraus, Smith, Hughes	Portland	1981
	42.5	Scearce, Lorenz, Linderman, Torquato	Willamette	1986
4 x 200m	1:29.0	Edwards, Kraus, Smith, Hughes	Portland	1981
4 x 400m	3:19.6	VanSwearingen, Jones Stephanson, Burgerud	Portland	1984
4 x 800m	7:47.8	Messiter, Beatty, McDermott, Dunbar	Portland	1985
4 x 1600m	17:12.7	Shannon, Conner, McDermott, Dunbar	Portland	1985
800m Medley	1:30.9	VanVassum, Kraus, Smith, Hughes	Portland	1983
Distance Medley	10:11.2	Nolan, Quigley, Bowman, Hamilton	Portland	1981
3 x 110m Hurdles	46.6	LaPray, Lorenz, McKee	Willamette	1986
3 x 5000m	46:01.1	Felt, Bursell, Yearin	Portland	1985
High Jump	18-9	Gordon, Casper, Burt	Pacific	1976
Pole Vault	38-0	Grant, Nichenko, Stovall	Lewis & Clark	1975
Long Jump	64-2.50	Crume, Ofori, Lipke	Willamette	1984
Shot Put	145-11	Kenady, Paul, Lahley	Western Oregon	1972
Discus Throw	434-8	Schukart, Bates, Lahley	Western Oregon	1972
Hammer Throw	413-5	Hill, McClelland, Polen	Western Oregon	1986
Javelin Throw	606-3	Nelson, Keiser, Ladd	Western Oregon	1985

OREGON SMALL COLLEGE RELAY MEET
MEN'S RECORDS

4 x 100m	42.5	Edwards, Kraus, Smith, Hughes	Portland	1981
4 x 200m	1:29.0	Edwards, Kraus, Smith, Hughes	Portland	1981
4 x 400m	3:19.6	VanSwearingen, Jones Stephanson, Burgerud	Portland	1984
4 x 800m	7:47.8	Messiter, Beatty, McDermott, Dunbar	Portland	1985
4 x 1600m	17:12.7	Shannon, Conner, McDermott, Dunbar	Portland	1985
800m Medley	1:30.9	VanVassum, Kraus, Smith, Hughes	Portland	1983
Distance Medley	10:11.2	Nolan, Quigley,	Portland	1981
3 x 110m Hurdles	48.4	Crume, DeVyldere, McKee	Willamette	1984
3 x 5000m	46:01.1	Felt, Bursell, Yearin	Portland	1985
High Jump	18-9	Gordon, Casper, Burt	Pacific	1976
Pole Vault	38-0	Grant, Nichenko, Stovall	Lewis & Clark	1975
Long Jump	64-2.50	Crume, Ofori, Lipke	Willamette	1984
Shot Put	145-11	Kenady, Paul, Lahley	Western Oregon	1972
Discus Throw	434-8	Schukart, Bates, Lahley	Western Oregon	1972
Hammer Throw	413-5	Polen, Keiser, Sorenson	Western Oregon	1985
Javelin Throw	606-3	Nelson, Keiser, Ladd	Western Oregon	1985

Lincoln 3-14-86

Men's 440 Yard Relay

Taylor, Harget, Mobley, Biamont	WOSC	43.1
Mamizuka, Mell, Coombs, Thomas	L&C	44.2
Wigley, Mueller, Fuls, Hyatt	G.F.	44.0

Men's Hammer

Glen Hill	WOSC	181'2"	Watts	151-10
Brian Caster	Lin	161'6"	Elkins	147-0
Phil Killinger	Lin	161'3"	Maddox	111-10
Scott Polan	WOSC	159'3"		
Doug Dean	Lin	155'1"		

Men's Steeplechase

John Bursell	U of P	9:34.3
Mike Kennedy	Lin	9:46.0
Rob Walker	PLU	10:15.2
Brian Reick	WOSC	10:21.3
Eric Shelter	Lin	10:25.2

Men's Shot

1	Mike Watts	GFC	45'5"
2	Matt Lydum	WOSC	41'4½"
4	Brian Caster	Lin	40'2½"
3	Bill DeYoung	Lin	40'8"

Men's 1500 Meters

Scott Ball	GFC	4:08.1
Jason Sele	WOSC	4:08.5
Ed Esse	WOSC	4:09.4
Peter Carleson	Lin	4:19.2
Ray Whittow	Lin	4:19.3
Blake Pierson	WOSC	4:24.9
Mike Suchaski	U of P	4:29.9

Men's 110 Meter Hurdles

David Hodl	Lin	16.2
Tim Dahlin	GFC	18.3
Erick Garcia	U of P	19.0

Men's Pole Vault

Keith Wigley	GFC	13'0"
Larry Weddle	WOSC	11'6"

Men's Long Jump

Ron Mohley	WOSC	22'5"
Kelly Ferrenburg	Lin	21'10"
Kurt Hargett	WOSC	21'8"
Gerry Clark	WOSC	21'0"
Jerry Fuls	GFC	21'0"
Bruce Scanlon	Lin	20'1½"
Dwight French	WOSC	19'10½"
Tom Paulson	WOSC	18'11"
Kerry Wiest	WOSC	18'

Men's 400 Meter

Karl Findling	WOSC	49.2
Jim Fahey	WOSC	50.6
T. Hally	WOSC	51.2

Men's Javelin

Mike Keiser	WOSC	197' 6"
Rich Blanchette	GF	164' 4"
Mack Garvey	LIN	163' 9"
Dave Maeller	GF	153' 2"
Doug Dean	LIN	153'

Men's 100 Meters Heat 1

Greg Will	LIN	10.9
Tom Mell	LC	10.9
Tim Biamont	WOSC	11.2
Dave Mueller	GF	11.2
Tim Hyatt	GF	11.5
Kelly Ferrenburg	LIN	11.7

Heat 2

Ron Mobley	WOSC	11.1
------------	------	------

Kurt Hargett	WOSC	11.2
Randy Coombs	LC	11.4
Harry Mamizika	LC	11.8

Men's 800 Meters

Wes Tilgner	WOSC	1:55.1
Lee Thompson	U of P	1:56.6
Brandt Lind	WOSC	1:56.8
Scott Voyles	LIN	2:03.4
Jonathon Burns	U of P	2:04.6
Jack Brajcich	WOSC	2:06.2
Bill McCready	LIN	2:09.9
Chris Turner	LIN	2:10.2
Blake Pierson	WOSC	2:11.6
Chris Pey	LIN	2:14.3

Men's 400 Meter Hurdles

Randy Pearson	LIN	56.4
Bruce Scanlon	LIN	58.2
Rich Blanchette	GF	58.5
Jason Sele	WOSC	59.0
Tim Dahlin	GF	59.4

Men's Triple Jump

Kele Marsters	LIN	44' 3"
John Prevedello	LIN	43' 7"
Kerry Wiest	WOSC	41' 3"
Jerry Fuls	GF	41' 2"
Gerry Clark	WOSC	37' 11"

Men's High Jump

Dwight French	Western	6' 6½"
Keith Wigely	GF	6' 4"
Dick Moreland	Western	6' 2"
Jim Holmes	Western	6' 2"
Brad Garret	Portland	6' 2"

Men's 200 Meters Heat 1

Greg Will	LIN	21.9
Tom Mill	L C	22.5
Tim Biamont	WOSC	22.9
Dave Mueller	GF	23.1
Dan Davenport	WOSC	24.1

Men's 200 Meters Heat 2

Ron Mobley	WOSC	22.6
Randy Coombs	L C	23.1
Curtis Brown	LIN	23.2
Chuck Thomas	L C	23.7

Men's Discus

Kelly McDonald	LIN	143' 4"
Paul Maddox	GF	139' 1"
Greg Calbert	LIN	134' 3"
Scott Polen	WOSC	129' 5"
Brian Caster	LIN	126' 1"

Men's 5000 Meters

Scott Celley	Unattached	15:07.8
Dan O'Leary	LIN	15:30.6
John Bursell	U of P	15:30.9
Bob Frost	LIN	15:41.5
Ray Whitlow	LIN	15:45.6

Men's 400 meter Relay

Taylor, Fahey, Lind, Tilgner	WOSC	3:30.9
WOSC 2		3:34.12
Blancot, Wigley, Muller, Jerry	GF	3:34.33
Scanlon, Reason, Peery, Kennedy	LIN	3:43.4
French, Hargett, Davenport, Coblenz	Wosc	3:45.5

Mueller - Blanchette - Ruls - Wigley

Williamette University Decathlon March 28, 29, 1986

DECATHLON SCORES

Name	School	100 Meters		Long Jump		Shot Put		High Jump		400 Meters	
		per.	score	per.	score	per.	score	per.	score	per.	score
Adams	WU	11.7	663	3.10	403	9.57	460	1.56	434	55.1	589
			1663	16.83	1065	31.43	1525	5-11 1/2			2548
		11.4	5.78	540	11.26	562	1.83	653	52.4	701	2548
Burish	CUU	11.3	723	6.71	1263	10.30	1825	6-0	679	53.5	701
			723	18 11/16	36-11 1/4						3179
		11.3	6.71	746	10.30	504	1.86	679	53.5	655	3328
			744	28 1/4	1490	33 9/12	1994	6-1 1/4			
Conway	WU	11.3	744	6.69	741	10.53	1994	6-1 1/4	723	51.3	749
			744	21 11/16	1485	34-13 1/4	2002	6-3 1/4			3474
		12.0	5.60	502	10.09	491	1.66	512	Withdrew		
			605	18 4 1/2	1107	33-14	1148	5-5 1/4			
Doak	WU	11.3	6.04	595	10.10	492	1.81	636	51.5	741	3208
			744	19 9 3/4	1339	33-13 1/4	1831	5-11 1/4			
		12.3	5.21	423	9.85	477	1.61	472	56.0	554	2475
			549	17 1 1/4	972	32-3 3/4	1449	5-3 1/2			
Doerflinger	SOSC	11.5	6.38	670	9.17	436	1.81	636	53.3	663	3108
			703	26 11/16	1373	30 1"	1809	5-11 1/4			
		11.4	6.10	608	10.11	492	1.81	636	50.0	808	3267
			723	20 1/4	1331	33-13 1/4	1823	5-11 1/4			
Doerflinger	NMC	11.8	5.71	525	11.33	566	1.75	585	52.9	680	2999
			643	18 8 3/4	1168	37-1 1/4	1734	5-9			
		11.8	6.22	635	10.01	486	2.01	813	56.0	554	3131
			643	20 5 1/2	1278	32-10	1764	6-7 1/4			
Doerflinger	WU	11.5	6.24	639	11.15	555	1.89	705	57.0	516	3118
			703	20 5 1/2	1342	36-7	1997	6-2 1/2			
		12.0	6.08	604	9.72	469	1.83	653	56.8	523	2854
			605	19 11 1/2	1209	31-10 3/4	1678	6-0			

SECOND DAY DECAHLION SCORE

Name	School	High Surplus		Discus		Pole Vault		Javelin		1500 Meters		Total
		pts	score	pts	score	pts	score	pts	score	pts	score	
Adams	WV	22.3	176 / 2724	89.5 1/4	411 / 3135							
Burch	CU	16.1	695 / 3874	110-0	534 / 4408	13-3/4	612 / 5020	147-11	516 / 5536	4:49.14	622 / 5536	6158
Conaway	WV	15.8	728 / 4056	114-0	560 / 4616	13-7	656 / 5272	166-1	598 / 5870	4:55.44	586 / 5870	6456
Conners	W	17.1	989 / 4063	95-3 1/4	446 / 4509	nd	4509 / 4626	151-10	534 / 4626	4:37.64	695 / 4626	5738
Cummins	WV	15.5	762 / 3970	90-11 1/4	420 / 4390	10-11 1/2	441 / 4831	156-1	553 / 4558	4:32.44	729 / 4558	6113
Donenberg	SOSE	18.5	465 / 2930	89-7 1/4	412 / 3342	12-1	530 / 3872	182-3	671 / 5556	5:38.44	358 / 5556	4901
Field	LBE	16.7	631 / 3739	83-4 3/4	375 / 4114	14-1/2	696 / 4880	120-5	395 / 3670	ndf	634 / 3670	5205
Gilbert	NVC	18.7	438 / 3705	94-7 1/2	442 / 4147	nd	4147 / 4692	153-11	543 / 4690	4:47.34	634 / 4690	5320
Hanson	WV	17.6	540 / 3671	108-0	511 / 4182	10-11 1/2	441 / 4623	173-3	631 / 5254	5:20.34	447 / 5254	5701
Hill	SOSE	17.7	530 / 3648	89-10	413 / 4061	9-11	367 / 4428	159-7	568 / 4864	5:26.44	417 / 4864	5413
Husmoller	NVC	16.7	631 / 3485	98-9 1/4	467 / 3952	8-0	229 / 4181	144-3	500 / 4398	5:19.84	451 / 4398	5132
Keigum	W052	20.2	315 / 2916	121-3	603 / 3519	9-4 1/4	367 / 3886	195-6	732 / 5958	5:31.14	394 / 5958	5012
Loring	W	15.6	751 / 4167	119-0	561 / 4728	13-7	656 / 5384	162-9	583 / 4960	5:57.44	575 / 4960	6542
McKinna	WV	17.6	540 / 3260	113-8	581 / 3841	9-0	296 / 4197	168-4	608 / 5132	5:13.84	483 / 5132	5228

SECOND DAY DETAILION SCORE

Name	School	High Jumps		Pole Vault		Shot Put		1500 Meters			
		PER.	SCORE	PER.	SCORE	PER.	SCORE	PER.	SCORE		
Miller	Method	19.5	370 2833	92-3 28.12	428 3261	12-1 3.68	530 3790	100-4 3059	307 4097	5:04.44 534 (19)	4631
Neubauer	WW	17.1	589 3852	117-3 35.66	577 4429	10-11 1/2 3.34	441 4870	181-8 5534	669 5539	4:27.94 758 (4)	6297
Singhose	Una	16.4	662 3825	87-0 26.52	396 4221	13-7 4.14	656 4877	147-9 45.04	516 5393	6:53 653 (8)	6046
Steen	Rane	16.1	695 3745	78-4 1/4 23-85	346 4091	9-5 3/4 2.89	351 4422	88-4 3/4 26.94	256 4678	4:41.54 671 (12)	5349
Winkberg	LEB	18.0	501 3729	123-8 37.70	618 4347	12-1 3.68	530 4877	184-3 56.16	680 5557	4:54.44 592 (6)	6149
Winkberg	GF	15.9	717 3995	98-5 1/2 29.96	464 4459	13-3/4 3.98	612 5071	163-9 49.92	587 5658	6:72 672 (3)	6330

LEWIS & CLARK COLLEGE/WHITMAN COLLEGE
GEORGE FOX COLLEGE

CORRECTED *

Newberg, OR
April 5, 1986

EVENT	PLACE	SCHOOL	TIME/DISTANCE	POINTS	GFC	L&C	W
HAMMER	1st Mike Watts	GFC	147°	5			
	2nd Dave Elkins	GFC	130°2"	3			
*	3rd Paul Maddox	GFC	110°7"	2			
	4th Jim Majeskey	L&C	89°10"	1			
					10/10	1/1	0/0
400m Relay	1st Wigley	GFC	43.8	5			
	Mueller						
	Fuls						
*	Hyatt						
	2nd Mamizuka	L&C	44.0	3			
	Coombs						
	Mell						
	Geiger						
	3rd Sposato	W		0	5/15	3/4	0/0
	Johnson						
	Finley						
	Daron						
LONG JUMP	1st Mike Wilcox	W	22°2"	5			
	2nd M. Johnson	W	21°10 3/4"	3			
*	3rd R. Coombs	L&C	21°8 1/2"	2			
	4th Lee Harrison	GFC	20°9 1/2"	1			
	5th Jerry Fuls	GFC	20°8"	0			
	6th Time Hyatt	GFC	20°5"	0			
	7th Stuart Mills	W	19°11 1/2"	0			
	8th Rich Blanchette	GFC	19°9"	0	1/16	2/6	8/8
JAVELIN	1st Rich Blanchette	GFC	162°6"	5			
*	2nd Mike Watts	GFC	154°5"	3			
	3rd David Mueller	GFC	152°9"	2			
	4th Randy Coombs	L&C	129°3"	1			
	5th Mamizuka	L&C	121°9"	0	10/26	1/7	0/8
	Nathan Whittem	Alum	157°11"				
	Eb Buck	Alum					
	Owen James	Alum					

EVENT	PLACE	SCHOOL	TIME/DISTANCE	POINTS	GFC	L&C	W
SHOT	1st Mike Watts	GFC	41'9"	5			
	2nd Paul Maddox	GFC	37'0"	3			
*	3rd Gary Wescott	L&C	35'9"	2			
	4th Ridgley Liapin	W	35'1"	1			
	5th Jim Majeskey	L&C	33'6"	0	8/34	2/9	1/9
	Eb Buck	Alum	41'6"				
	Nathan Whithen	Alum	39'4"				
STEEPLE- CHASE	1st Ron Ares	L&C	9:42.5	5			
	2nd Scott Ball	GFC	10:14.2	3			
*	3rd Robert Grandall	L&C	10:19.5	2			
	4th John Guess	L&C	10:57.8	1	3/37	9/18	0/9
110 YD	1st Keith Wigley	GFC	15.2	5	7/44	0/18	3/12
	2nd Mike Wilcox	W	15.2	3			
*	3rd Tim Dahlin	GFC	17.1	2			
HIGH JUMP	1st Keith Wigley	GFC	6'4"	5			
	2nd Steve Graham	GFC	5'8"	3	8/52	0/18	0/12
	Owen James	Alum	6'2"				
500	1st Kirk Reynolds	L&C	4:13.2	5			
*	2nd Mark Protzman	GFC	4:13.6	3			
	3rd David Gas	L&C	4:32.2	2			
	4th Brent Stubbs	W	4:46.0	1	3/55	7/25	1/13
500 YD	1st Keith Wigley	GFC	13'	5			
AULT	2nd Richard Finley	W	12'6"	3	5/60	0/25	3/16
*							
800	1st Tom Mall	L&C	10.5	5			
*	2nd M. Johnson	W	10.8	3			
	3rd Tim Hyatt	GFC	11.3	2			
	4th David Mueller	GFC	11.0	1			
	5th John Sponato	W	11.4	0			
	6th Harry Manizuka	L&C	11.7	0			
	7th Richard Finley	W	12.2	0	2/62	5/30	4/20

EVENT	PLACE	SCHOOL	TIME/DISTANCE	POINTS	GFC	L&C	W
TRIPLE JUMP *	1st Keith Wigley 2nd Jerry Fuls 3rd Stuart Mills	GFC GFC W	43'9" 42'9 1/8" 41'9 3/4"	5 3 2	8/70	0/30	2/22
800 *	1st Rocky Baker 2nd Scott Ball 3rd Donn Ares 4th David Gee 5th Phil Coats 6th Keith Shields	L&C GFC L&C L&C W W	2:02.0 2:04.8 2:07.1 2:10.6 2:14.5 2:17.8	5 3 2 1 0 0	3/73	8/38	0/22
400 *	1st Tom Geiger 2nd Randy Swigart 3rd Keith Shields Wendell Otto	L&C GFC W ALum	52.3 54.2 55.7 52.5	5 3 2 0	3/76	5/43	2/24
400 IM *	1st Rod Daron 2nd Tim Dahlon 3rd Rich Blanchette	W GFC GRC	56.7 59.3 1:01.4	5 3 2	5/81	0/43	5/29
DISCUS *	1st Mike Watts 2nd Paul Maddox 3rd Gary Wescott	GFC GFC L&C	133'11" 125'11" 91'	5 3 2	8/89	2/45	0/29
5000 *	1st Dwight Larabee 2nd Kirk Reynolds 3rd Duke Ritenhouse 4th Dan Price 5th Brent Scubbs	GFC L&C L&C GFC W	15:45.0 15:54.3 15:59.7 16:26.4 18:21.4	5 3 2 1 0	6/95	5/50	0/29
600m Relay *	1st Mueller Swigart Fuls Wigley 2nd Gee Spares Baker Geiger	GFC L&C	3:36.9 3:42.2	5 3	5/100	3/53	0/29

EVENT	PLACE	SCHOOL	TIME/DISTANCE	POINTS	GFC	L&C	W
200	1st Tom Mall	L&C	22.0	5			
	2nd David Mueller	GFC	22.6	3			
*	3rd Randy Coombs	L&C	22.9	2			
	4th John Sposato	W	23.4	1	3/103	7/60	1/30

DUAL SCORES

GFC 109 vs L&C 45
GFC 113 vs W 40
L&C 87 vs W 41

LEWIS & CLARK COLLEGE/WHITMAN COLLEGE

GEORGE FOX COLLEGE

Newberg, OR
April 5, 1986

EVENT	PLACE	SCHOOL	TIME/DISTANCE	POINTS	GFC	L&C	W
HAMMER	1st Mike Watts	GFC	147'	5			
	2nd Dave Elkins	GFC	130'2"	3			
	3rd Paul Maddox	GFC	110'7"	2			
	4th Jim Majesky	L&C	89'10"	1	10/10	1/1	0/0
400m Relay	1st Wigley						
	Mueller	GFC	43.8	5			
	Fuls						
	Hyatt						
	2nd Mamizuka						
	Coombs	L&C	44.0	3			
	Mell						
	Geiger						
	3rd Sposato						
	Johnson						
	Finley	W		0	5/15	3/4	0/0
	Daron						
LONG JUMP	1st Mike Wilcox	W	22'2"	5			
	2nd M. Johnson	W	21'10 3/4"	3			
	3rd R. Coombs	L&C	21'8 1/2"	2			
	4th Les Harrison	GFC	20'9 1/2"	1			
	5th Jerry Fuls	GFC	20'6 1/2"	0			
	6th Tim Hyatt	GFC	20'4 3/4"	0			
	7th Stuart Mills	W	19'11"	0			
	8th Blanchette	GFC	19'3"	0	1/16	2/6	8/8
JAVELIN	1st Blanchette	GFC	162'6"	5			
	2nd Mike Watts	GFC	154'5"	3			
	3rd David Mueller	GFC	152'9"	2			
	4th Randy Coombs	L&C	129'3"	1			
	5th Mamizuka	L&C	121'9"	0	10/26	1/7	0/8
	Ed Buck	Alum	198'5"				
	Owen James	Alum	153'8"				
	Nathan	Alum	157'11"				

LEWIS & CLARK COLLEGE/WHITMAN COLLEGE

GEORGE FOX COLLEGE

Newberg, OR

April 5, 1986

EVENT	PLACE	SCHOOL	TIME/DISTANCE	POINTS	GFC	L&C	W
SHOT	1st Mike Watts	GFC	41'9"	5			
	2nd Paul Maddox	GFC	37'0"	3			
	3rd Gary Wescott	L&C	35'9"	2			
	4th Ridgley Liepin	W	35'1"	1			
	5th Jim Majeskey	L&C	33'6"	0	8/34	2/9	1/9
	Eb Buck	Alum	41'6"				
	Steve Curtis	Alum					
	Nathan Whithem	Alum	39'4"				
STEEPLE- CHASE	1st Ron Ares	L&C	9:42.5	5			
	2nd Scott Ball	GFC	10:14.2	3			
	3rd Robert Crandall	L&C	10:19.5	2	3/37	8/17	0/9
	4th John Guess	L&C	10:57.8	1			
110 HH	1st Keith Wigley	GFC	15.2	5			
	2nd Mike Wilcox	W	15.2	3			
	3rd Tim Dahlin	GFC	17.1	2	7/44	8/17	3/12
HIGH JUMP	1st Keith Wigley	GFC	6'4"	5			
	2nd Steve Graham	GFC	5'8"	3	8/52	0/17	0/12
	Owen James	Alum	6'2"				
1500	1st Kirk Reynolds	L&C	4:13.2	5			
	2nd Mark Protzman	GFC	4:13.6	3			
	3rd David Gee	L&C	4:32.2	2			
	4th Brent Stubbs	W	4:46.0	1	3/55	7/24	1/13
POLE VAULT	1st Keith Wigley	GFC	13'	5			
	2nd Richard Finley	W	12'6"	3	5/60	0/24	3/16
100	1st Tom Mell	L&C	10.5	5			
	2nd M. Johnson	W	10.8	3			
	3rd Tim Hyatt	GFC	11.0	2			
	4th David Mueller	W	11.9	1			
	5th John Sposato	W	11.4	0			
	6th Harry Mamizuka	L&C	11.7	0			
	7th Richard Finley	W	12.2	0	3/63	5/29	3/19

LEWIS & CLARK COLLEGE/WHITMAN COLLEGE

GEORGE FOX COLLEGE

Newberg, OR
April 5, 1986

EVENT	PLACE	SCHOOL	TIME/DISTANCE	POINTS	GFC	L&C	W
TRIPLE JUMP	1st Keith Wigley	GFC	43'9"	5			
	2nd Jerry Fuls	GFC	42'9 1/4"	3			
	3rd Stuart Mills	W	41'9 3/4"	2	8/71	1/29	2/21
800	1st Rocky Baker	L&C	2:02.0	5			
	2nd Scooby Wall	GFC	2:04.8	3			
	3rd Donn Ross	L&C	2:07.1	2			
	4th David	L&C	2:10.6	1			
	5th Phil Coats	W	2:14.5	0			
	6th Keith Shields	W	2:17.8	0	3/74	8/37	0/21
400	1st Tom Geiger	L&C	52.3	5			
	2nd Randy Swigart	GFC	52.5	3			
	3rd Keith Shields	W	54.2	2			
	Wendell Otto	Alum	55.7	0	3/77	5/42	2/23
400 M	1st Rod Daron	W	56.7	5			
	2nd Tim Dahlon	GFC	59.3	3			
	3rd Rich Blanchette	GFC	1:01.4	2	5/82	0/42	5/28
DISCUS	1st Mike Watts	GFC	133'11"	5			
	2nd Paul Maddox	GFC	125'11"	3			
	3rd Gary Wescott	L&C	91'	2	8/90	2/44	0/28
5000	1st Dwight Larabee	GFC	15:45.0	5			
	2nd Kirk Reynolds	L&C	15:54.3	3			
	3rd Duke Ritenhouse	L&C	15:59.7	2			
	4th Dan Price	GFC	16:26.4	1			
	5th Brent Stubbs	W		0	6/96	5/49	0/28
1600m Relay	1st Mueller Swigart Fuls Wigley	GFC	3:36.83	5			

LEWIS & CLARK COLLEGE/WHITMAN COLLEGE

GEORGE FOX COLLEGE

Newberg, OR
April 5, 1986

EVENT	PLACE	SCHOOL	TIME/DISTANCE	POINTS	GFC	L&C	W
	Gee Spares Baker Geiger	L&C	3:36.85	3	5/104	3/59	0/29

BRUIN TRACK

EVENT Long Jump - men

DATE _____

Shot, Discus, Javelin, Hammer, Long Jump, Triple Jump

[illegible]

	WINNERS	SCHOOL	DISTANCE
1st	Wilcox, Mike	Whitman	22' 2"
2nd	Johnson, Michael	Whitman	21' 10 ³ / ₄ "
3rd	Coorcks, Randy	LC	21' 8 ¹ / ₂ "
4th	Harrison, Les	GFC	20' 9 ¹ / ₄ "
5th	X	X	X
6th	X	X	X

Field Judge W.B. Hay

Official Scorer _____

BRUIN TRACK

EVENT Hammer - men

DATE _____

Shot, Discus, Javelin, Hammer, Long Jump, Triple Jump

[illegible]

WINNERS	SCHOOL	DISTANCE	
1st Nathan Whitham	Alumni	147' 2"	
2nd Mike Watts	GFC	147'	
3rd Dave Elliott	GFC	130' 2"	Field Judge
Paul Maddox		110' 7"	
4th Jim Majesky	L & C	89' 10"	
5th			
6th			Official Scorer

BRUIN TRACK

Event	Pole Vault - men
-------	------------------

Date 4-5-86

Pole Vault and High Jump

11 ft 12 ft 12.6 ft 13 ft 13.7

[illegible]

Winners	School	Height	
1st Keith Wigley	George Fox	13 ft	
2nd Richard Finley	Whitman	12.6 ft	Lisa Cushing
3rd			Field Judges
4th			
5th X	X	X	Official Scorer
6th X	X	X	

Key: - = Did not jump, 0 = Failed, X = Cleared

BRUIN TRACK

RUNNING EVENT 400m Relay - men

DATE _____

NAME	SCHOOL	LANE	TIME	PLACE
✓ Sposato - Johnson	Whitman	3		
✓ Finley - Darow				
✓ Wigley	GFC	4		1
✓ Mueller	GFC	4		
✓ Fuls	GFC	4		
✓ Hyatt	GFC	4		
✓ Mamizuka	L&C	5		2
✓ Thomas COOMBS	L&C	5		
✓ Coombs MELL	L&C	5		
✓ Melt? Geiger	L&C	5		
	Alumni			

WINNERS	SCHOOL	TIME	
1st <u>GFC</u>		<u>43.8</u>	
2nd <u>L&C</u>		<u>44.0</u>	
3rd <u>X</u>	<u>X</u>	<u>X</u>	Head Timer
4th <u>X</u>	<u>X</u>	<u>X</u>	
5th <u>X</u>	<u>X</u>	<u>X</u>	Official Scorer
6th <u>X</u>	<u>X</u>	<u>X</u>	

BRUIN TRACK

RUNNING EVENT Steeplechase - men

DATE _____

[illegible]

WINNERS	SCHOOL	TIME
1st Ron Ares	LSC	9:42.5
2nd Scott Ball	GPC	10:14.2
3rd Robert + Crandall	LSC	10:19.5
4th John Guess	LSC	10:57.8
5th		
6th		

Head Timer

Official Scorer

BRUIN TRACK

RUNNING EVENT 110 HH - men

DATE _____

[illegible]

WINNERS	SCHOOL	TIME	
1st Keith Wingley	GFC	15.2	
2nd Mike Wilcox	WATMAN	15.2	
3rd TIM DAHLIN	GFC	17.1	Head Timer
4th			
5th			
6th			Official Scorer

Done

DATE _____

✓	Wendell Otto
✓	Randy Swigart
✓	Tim Clark TOM GELBER
✓	Chuck Thomas Keith Shields

WINNERS	SCHOOL	TIME
1st Tom Geiger	L&L	52.3
2nd Wendell Otto	Alummi	52.5
3rd Randy Schubert	CFC	54.2
4th Keith Shields	Whitman	55.7
5th X	X	X
6th X	X	X

Head Timer

Official Scorer

DONE

DATE _____

[illegible]

WINNERS	SCHOOL	TIME	
1st Tom Mall	LSE	10.5	
2nd Michael Johnson	Whitman	10.8	
3rd Tim Hyatt	GFC	11.0	Head Timer
4th David Mueller	GFC	11.0	
5th X	X	X	Official Scorer
6th X	X	X	

Done

DATE _____

✓	
✓	
✓	
✓	
✓	

WINNERS	SCHOOL	TIME
1st Rocky Baker	LSC	2:02.0
2nd Scott Ball	GFC	2:04.8
3rd Down Soares	LSC	2:07.1
4th David GCS	LSC	2:10.6
5th		
6th		

Head Timer

Official Scorer

Done

DATE _____

[illegible]

WINNERS	SCHOOL	TIME
1st Rod Darrow	Whitman	56.7
2nd Tim Darrow	GFC	59.3
3rd Rich Blundelle	GFC	1:01.4
4th		
5th		
6th		

Head Timer

Official Scorer

BRUIN TRACK

RUNNING EVENT 200 - men

DATE _____

[illegible]

WINNERS	SCHOOL	TIME
1st Tom Moll	LSC	22.0
2nd David Raveller	GAC	22.6
3rd Randy Corbush	LSC	22.9
4th John Spasato	Whitman	23.4
5th		
6th		

Head Timer

Official Scorer

done

DATE _____

✓
✓
✓
✓
✓

WINNERS	SCHOOL	TIME
1st Dwight Larabee	GFC	15:45.0
2nd Kirk Reynolds	LJC	15:54.3
3rd Duke Ritenhouse	LJC	15:59.7
4th Dan Price	GFC	16:26.4
5th	X	X
6th	X	X

Head Timer

Official Scorer

BRUIN TRACK

done

RUNNING EVENT 1600m Relay - men

DATE _____

NAME	SCHOOL	LANE	TIME	PLACE
✓ Mueller	GFC	2	3:36.83	1
✓ Swigart	GFC	2		
✓ Fuls	GFC	2		
✓ Wigley	GFC	2		
Thomas SPARES GEE	L&C	3	3:42.14	3
✓ Baker SPARES	L&C	3		
✓ Geiger BAKER	L&C	3		
✓ Clark SPARES Geiger	L&C	3		
	Whitman	4		
	Whitman	4		
	Whitman	4		
	Whitman	4		
✓ YOUNG	Alumni	5	3:36.98	2
✓ Driscoll	Alumni	5		
✓ RAN	Alumni	5		
✓ OTTO	Alumni	5		

WINNERS	SCHOOL	TIME
1st GFC		3:36.83
2nd ALUMNI		3:36.83
3rd L&C		3:42.14
4th		
5th		
6th		

Head Timer

Official Scorer

Done

DATE _____

[illegible]

WINNERS	SCHOOL	DISTANCE	
1st <u>W. Gary Keith</u>	<u>GFC</u>	<u>43'9"</u>	<u>N E Harper</u> Field Judge
2nd <u>Fels Terry</u>	<u>GFC</u>	<u>42'9 1/4"</u>	
3rd <u>Mills, Stuart</u>	<u>Wht</u>	<u>41'9 3/4"</u>	
4th _____	_____	_____	
5th <u>X</u>	<u>X</u>	<u>X</u>	
6th <u>X</u>	<u>X</u>	<u>X</u>	<u>Official Scorer</u>

BRUIN TRACK





EVENT Shot - men

DATE 4/5/86

Shot, Discus, Javelin, Hammer, Long Jump, Triple Jump

UP
ON DECK
IN HOLE

[illegible]

WINNERS	SCHOOL	DISTANCE	
1st _____	_____	_____	 Field Judge
2nd _____	_____	_____	
3rd _____	_____	_____	
4th _____	_____	_____	_____ Official Scorer
5th 			
6th _____	_____	_____	

BRUIN TRACK

EVENT Javelin - men

DATE 4/5/86

Shot, Discus, Javelin, Hammer, Long Jump, Triple Jump

[illegible]

	WINNERS	SCHOOL	DISTANCE
1st	Rich Blanchette	GFC	162' 6"
2nd	Mike Watts	GFC	154' 5"
3rd	David Mueller	GFC	152' 9"
4th	Randy Coombs	L.C.	129' 3"
5th	X	X	X
6th	X	X	X

Field Judge, Deb Sayre

Official Scorer

BRUIN TRACK

Event HIGH JUMP- MEN

Date April 5

Pole Vault and High Jump

5'8" 6'0" 6'2" 6'4" 6'7"

[illegible]

Winners	School	Height	
1st Keith Wialen	GFC	6'4"	
2nd Owen Smith	Alumni	6'2"	
3rd Steve Graham	GFC	5'8"	Field Judges
4th			
5th			Official Scorer
6th			Wanda Thurbert

Key: - = Did not jump, 0 = Failed, X = Cleared

BRUIN TRACK

RUNNING EVENT 1500 - men

DATE _____

[illegible]

WINNERS	SCHOOL	TIME
1st Kirk Reynolds	LAC	4:13.2
2nd Mark Protzman	LAC	4:13.6
3rd David GEE	LAC	4:32.2
4th Brent Stubbbs	Whitman	4:46
5th		
6th		

Head Timer

Official Scorer

GEORGE FOX COLLEGE/LINFIELD

Newberg, Oregon
April 10, 1986

1st places 13 of 19
2nd places 6
3rd places 10

EVENT	PLACE	SCHOOL	TIME/DISTANCE	POINTS	GFC	LINFIELD
HAMMER	1st Brian Caster	L	164'7"	5		
	2nd Phil Killinger	L	160'9"	3		
	3rd Mike Watts	GFC	142'9"	1		
	4th Kelly McDonald	L	134'0"	0		
	5th Dave Elkins	GFC	121'11"	0		
	6th Paul Maddox	GFC	115'4"	0	1/1	8/8
SHOT	1st Mike Watts	GFC	44'3"	5		
	2nd Bill DeYoung	L	42'3"	3		
	3rd Paul Maddox	GFC	39'9"	1	6/7	3/11
LONG JUMP	1st Kelly Ferrenburg	L	21'10"	5		
	2nd Steve Graham	GFC	20'7 1/2"	3		
	3rd Les Harrison	GFC	20'5"	1		
	4th Jerry Fuls	GFC	20'4 3/4"	0		
	5th Kelly Masters	L	19'7"	0		
	6th John Prevedello	L	19'6 1/2"	0	4/11	5/16
6x100	1st GFC		45.1	3	5/16	0/16
	Wigley					
	Mueller					
	Fuls					
	Graham					
JAVELIN	1st Dave Mueller	GFC	173'9"	5		
	2nd Mark Garvey	L	171'5"	3		
	3rd Rich Blanchette	GFC	163'4"	1	6/22	3/19
	4th Mike Watts	GFC	161'10"	0		
	5th Greg Culbert	L	123'7"	0		
HIGH JUMP	1st Keith Wigley	GFC	6'2"	5		
	2nd Tracy Townlin	L	5'10"	3		
	3rd Bryant Anderson	L	5'8"	1	5/27	4/23
	Steve Graham		5-8			
POLE VAULT	1st Keith Wigley	GFC	13'	5		
	2nd Dave Elkins	GFC	12'6"	3		
	3rd Kevin Stanton	GFC	11'	1	9/36	0/23

EVENT	PLACE	SCHOOL	TIME/DISTANCE	POINTS	GFC	LINFIELD
1500	1st Scott Ball	GFC	4:10.3	5		
	2nd Bob Frost	L	4:12.3	3		
	3rd Mark Protzman	GFC	4:14.0	1		
	4th Scott Voyles	L	4:15.4	0		
	5th Jerred Gildehaus	GFC	4:16.1	0		
	6th Peter Carleson	L	4:18.7	0		
	7th Ray Whitlow	L	4:21.4	0		
	8th Jerry Segundo	L	4:22.4	0	6/42	3/26
STEEPLE CHASE	1st Dan Price	GFC	10:11.5	5		
	2nd Eric Shelton	L	10:36.14	3	5/47	3/29
HH	1st Keith Wigley	GFC	15.1	5		
	2nd Tim Dahlin	GFC	16.0	3	8/55	0/29
TRIPLE JUMP	1st John Frevedello	L	44'4 $\frac{1}{2}$ "	5		
	2nd Kale Marsters	L	43'6 3/4"	3		
	3rd Jerry Puls	GFC	43'3 $\frac{1}{2}$ "	1	1/56	8/37
400	1st Greg Will	L	50.7	5		
	2nd Chris Perry	L	54.9	3	0/56	8/45
100	1st Dave Mueller	GFC	11.3	5		
	2nd Keith Wigley	GFC	11.3	3		
	3rd Kelly Ferrenburg	L	11.4	1	8/64	1/46
800	1st Joe Alward	L	2:00	5		
	2nd Mike Kennedy	L	2:00.8	3		
	3rd Randy Swigard	GFC	2:03.8	1	1/65	8/54
INTERM HURDLES	1st Rich Blanchette	GFC	59.0	5		
	2nd Tim Dahlin	GFC	1:00.2	3	8/73	0/54

EVENT	PLACE	SCHOOL	TIME/DISTANCE	POINTS	GFC	LINFIELD
-------	-------	--------	---------------	--------	-----	----------

200	1st Keith Ussery	L	22.3	5		
	2nd Dave Mueller	GFC	22.7	3		
	3rd John Prevedelli	L	23.5	1		
	4th Dave Elkins	GFC	25.7	0	3/76	6/60

DISCUS	1st Paul Maddox	GFC	152'10"	5		
	2nd Kelly McDonald	L	147'9"	3		
	3rd Mike Watts	GFC	139'11"	1		
	4th Greg Culbert	L	126'5"	0	6/82	3/63

1x400	1st GFC	<i>Fuchs Swigart Blanchette Mueller</i>	3:38.3	5	5/87	0/63
-------	---------	---	--------	---	------	------

1000	1st Dwight Larabee	GFC	16:02.1	5		
	2nd Trevor Jacobson	L	16:30.1	3		
	3rd Mark ProCman	GFC	16:58.9	1	6/93	3/66

MEN

WOMEN FOR COLLEGE

Meat Entry Form

SCHOOL Linfield

COACH George Gja

DATE 4/4/86

EVENT

ENTRIES - PLEASE INCLUDE SEASONS BESTS

HAMMER

Brian Caster (165-1), Phil Killinger (161-3)

~~50 METER~~

POLE VAULT

Erick Absalon (13-6)

LONG JUMP

Kelly Ferrenburg (22-1), John Prevedello (21-1)

SHOT

Bill DeYoung (40-8), Brian Caster (41-0), Phil Killinger (ND)

JAVELIN

Greg Culbert (ND)

HIGH JUMP

Bryant Anderson (6-2) Tracy Townlin (5-10)

TRIPLE JUMP

John Prevedello (45-11), Kele Marsters (44-10)

DISCUS

Kelly McDonald (144-0), Brian Caster (141-8), Greg Culbert (135-0)
Phil Killinger (127-10)

PLEASE INCLUDE SEASONS BESTS

400M RELAY

yes

500M

Eric Shelton (10:25.2) Carl Kemp (NT)

Peter Carleson (4:12.7) TIM BECKEN (4:23.8)

Bob Frost (NT) Jerry Segundo (NT) Ray Whitlow (4:19.3) Scott Voyles (4:18.8)

1000M

Dave Hodl (16.2)

400M

Keith Ussery (50.2) Greg Will (NT) Chris Peery (NT) Bruce Scanlon (NT)

100M

John Prevedello (11.8) Kelly Ferrenburg (11.3) Curtis Brown (11.1) Mark Ewing (NT)

800M

Bill McCready (2:09.4) Carl Kemp (NT) Joe Alward (NT) Mike Kennedy (2:00.7) Chris Turner (NT)

400M III

Dave Hodl (62.1) Randy Reason (55.8)

200M

Keith Ussery (22.3) Curtis Brown (23.2)

5,000M

Trevor Jacobson (16:18)

1600M

yes

done

BRUIN TRACK

DATE 4-10-86

Shot, Discus, Javelin, Hammer, Long Jump, Triple Jump

[illegible]

WINNERS	SCHOOL	DISTANCE
1st Mike Watts	GFC	44'3"
2nd Bill DeYoung	Linfield	42'3"
3rd Paul Maddox	GFC	39'9"
4th		
5th		
6th		

Field Judge _____

Official Scorer _____

BRUIN TRACK

EVENT	Hammer
--------------	--------

DATE 4-10-86

done

Shot, Discus, Javelin, Hammer, Long Jump, Triple Jump

[illegible]

WINNERS	SCHOOL	DISTANCE	
1st Brian Caster	L	164'7"	Deddie Sauer Field Judge
2nd Phil Killinger	L	160'9"	
3rd Mike Watts	GFC	142'9"	
4th			Official Scorer
5th			
6th			

done

done

done

done

done

done

done

DATE 4-10-86

5
1
3
2
4

WINNERS	SCHOOL	DISTANCE	
1st Dave Mueller	GFC	173'9"	Rebbaie Source Field Judge
2nd Mark Garvey	L	171'0"	
3rd Rich Blanchette	GFC	163'4"	
4th			Official Scorer
5th			
6th			

Official Scorer

BRUIN TRACK

Event

High Jump

Date _____

4-10-86

Pole Vault and High Jump

5'8" 5'10" 6'0" 6'2" 6'4"

[illegible]

Winners	School	Height	
1st Keith Waleley	GFC	6'2"	
2nd Tracy Townlin	L	5'10"	
3rd Bryant Anderson	L	5'8"	Field Judges
4th			
5th			Official Scorer
6th			Wanda

Key: - = Did not jump, 0 = Failed, X = Cleared

BRUIN TRACK

Event Pole Vault

Date 4-10-86

Pole Vault and High Jump

10.6 11 11.6 12.4 12.6 13 13.4

[illegible]

Winners	School	Height	
1st Keith Wigley	GFC	13 Ft	
2nd Dave Ekins	GFC	12.6 Ft	
3rd Kevin Stanton	GFC	11 Ft	Field Judges
4th			Lisa M. Cushing
5th			Official Scorer
6th			

Key: - = Did not jump, 0 = Failed, X = Cleared

done

BRUIN TRACK

EVENT Triple Jump

DATE 4-10-86

Shot, Discus, Javelin, Hammer, Long Jump, Triple Jump

[illegible]

	WINNERS	SCHOOL	DISTANCE	
1st	<u>Prevedello, John</u>	<u>L</u>	<u>44' 4 1/2"</u>	<u>W E Hanger</u> Field Judge
2nd	<u>Narator, Kete</u>	<u>L</u>	<u>43' 6 3/4"</u>	
3rd	<u>Fuls, Jerry</u>	<u>GFC</u>	<u>43' 3 1/2"</u>	
4th	<u>_____</u>	<u>_____</u>	<u>_____</u>	<u>_____</u> Official Scorer
5th	<u>_____</u>	<u>_____</u>	<u>_____</u>	
6th	<u>_____</u>	<u>_____</u>	<u>_____</u>	

MEN

BRUIN TRACK

done

EVENT Discus

DATE 4-10-86

Shot, Discus, Javelin, Hammer, Long Jump, Triple Jump

[illegible]

WINNERS	SCHOOL	DISTANCE	
1st Paul Maddox	GFC	152' 10" in	
2nd Kelly McDonald	Linfield	147' 9" in	
3rd Mike Watts	GFC	139' 11	Field Judge
4th			
5th			
6th			Official Scorer

done

RUNNING EVENT 4x100

DATE 4-10-86

WINNERS	SCHOOL	TIME	
1st GFC	G.F.C	45.1	
2nd			
3rd			Head Timer
4th			
5th			
6th			Official Scorer

Official Scorer

done

DATE 4-10-86

WINNERS	SCHOOL	TIME
1st DAN BRICK	GAC	10:11:5
2nd ERIC SHELTON	Winsted	10:36:14
3rd		
4th		
5th		
6th		

Head Timer

Official Scorer

done

RUNNING EVENT 1500

DATE 4-10-86

[illegible]

Scoring ✓

WINNERS	SCHOOL	TIME	
1st Scott Ball	GFC	4:10.3	
2nd Bob Frost	Lincoln	4:12.3	
3rd Mike Proszman	GFC	4:14.0	Head Timer
4th			
5th			
6th			Official Scorer

done

DATE 4-10-86

[illegible]

WINNERS	SCHOOL	TIME
1st Keith Wiley	CPL	15.1
2nd Tim Dahlquist	CRC	16.0
3rd		
4th		
5th		
6th		

Head Timer _____

Official Scorer _____

done

DATE 4-10-86

[illegible]

WINNERS	SCHOOL	TIME
1st Gray Wild	Lintfeld	50.7
2nd Chris Perry	Lintfeld	
3rd		
4th		
5th		
6th		

Head Timer

Official Scorer

done

WORKING EVENT 100

4-10-86

DATE	SCHOOL	TIME	REMARKS
1985			
1985	DAVE MUELLER	GFC	11.3
1985	KEITH WIGLEY	GFC	11.3
1985	KELLY FELLONBURG	Woodcreek	11.4
1985			
1985			
1985			

BRUIN TRACK

done

DATE 4/10/86

[illegible]

WINNERS	SCHOOL	TIME	
1st Joe Alward	Watfield	2:00:0	
2nd Mike Kennedy	Watfield	2:00.8	
3rd Randy Swigard	G.P.C.	2:03.5	Head Timer
4th			
5th			
6th			Official Scorer

done

DATE 4/10/86

[illegible]

WINNERS	SCHOOL	TIME
1st <u>Rich Blanchello</u>	<u>GFC</u>	<u>59.0</u>
2nd <u>Tim Doherty</u>	<u>GFC</u>	
3rd _____	_____	_____
4th _____	_____	_____
5th _____	_____	_____
6th _____	_____	_____

Head Timer _____

Official Scorer _____

MEN

BRUIN TRACK

RUNNING EVENT 5000

DATE 4/10/86

[illegible]

WINNERS	SCHOOL	TIME
1st Dwight Lammie	GFC	16:02.1
2nd Trevor Jacobson	Winfield	16:30.1
3rd Marie Protzman	GFC	16:58.9
4th		
5th		
6th		

Head Timer

Official Scorer

MEN

BRUIN TRACK

RUNNING EVENT 4 x 400

DATE 4/10/86

[illegible]

WINNERS	SCHOOL	TIME
1st _____	<u>GFC</u>	<u>3:38.3</u>
2nd _____	_____	_____
3rd _____	_____	_____
4th _____	_____	_____
5th _____	_____	_____
6th _____	_____	_____

Head Timer _____

Official Scorer _____

DISTRICT TRACK & FIELD CHAMPIONSHIPS - WILLAMETTE - May 9 & 10, 1986 (Men)

TEAM SCORES: Southern Oregon 174, Western Oregon 1663/5, Willamette 1567/10, Linfield 953/5, Lewis & Clark 36, George Fox 343/5, Eastern Oregon 30, Northwest Nazarene 15½

HAMMER THROW - (1)Glen Hill, WOSC, 178'9"; (2)Phil Killinger, Lin, 164'8"; (3)Brian Caster, Lin, 164'8"; (4)Scott Polen, WOSC, 158'9"; (5)Jim Gorman, Will, 153'10"; (6)Soren Sorenson, 152'0"; (7)Mike Watts, GF, 147'5"; (8)Doug Dean, Lin, 146'5".

10,000M - (1)Kirk Reynolds, LC, 31:42.21; Greg Miller, EOSC, 31:46.72; Jerred Gildehaus, GF, 31:51.79; Andy Libert, Will, 32:02.26; Ray Whitlow, Lin, 32:06.32; David Gilroy, Will, 32:22.57; Dwight Larabee, GF, 32:30.03; Joshua Sacon, SOSC, 32:40.01; Kevin Wright, NNC, 32:51.41; Bob Frost, Lin, 32:51.89.

LONG JUMP - (1)Joe Hill, SOSC, 22'10½"; (2)Kevin Connors, Will, 22'5"; (3)Kelly Ferrenburg, Lin, 22'1"; (4)Larry Conaway, WOSC, 21'103/4"; (5)Ron Mobley, WOSC, 21'10½"; (6)Kurt Hargett, WOSC, 21'63/4"; (7)Randy Coombs, LC, 21'6½"; (8)Les Harrison, GF, 20'7½".

DISCUS THROW - (1)Soren Sorenson, WOSC, 157'10"; (2)Ivan Parker, SOSC, 155'11"; (3)Mike Watts, GF, 146'6"; (4)Paul Maddox, GF, 140'3"; (5)Doug Sommer, Will, 139'6"; (6)Steve Curl, NNC, 139'1"; (7)Mike Schaan, SOSC, 135'3"; (8)Arnold Wardwell, SOSC, 132'1".

HIGH JUMP - (1)Joe Hill, SOSC, 6'6"; (2)Shawn Granger, SOSC, 6'6"; (3)Dwight French, WOSC, 6'5"; (4)Kevin Connors, Will, 6'3"; (5)tie Bryant Anderson, Lin, 6'1", Jim Holmes, WOSC, 6'1", Scott Healy, Will, 6'1", Rob Kliever, Will, 6'1", Keith Wigley, GF, 6'1";

STEEPLECHASE - (1)Jason Sele, WOSC, 9:24.32; (2)James Edmark, Will, 9:27.71; (3)Ron Ares, LC, 9:44.75; (4)Duke Ritenhouse, LC, 9:48.14; (5)Brad Holbrook, SOSC, 9:48.42; (6)Scott Ball, GF, 9:55.41; (7)Doug Winn, Will, 10:05.79; (8)Dan Price, GF, 10:05.94; (9)Robert Crandall, 10:19.

SHOTPUT - (1)Ivan Parker, SOSC, 55'3"; (2)Michael County, SOSC, 48'7"; (3)Kellev Highberger, WOSC, 47'11"; (4)Arnold Wadwell, SOSC, 47'11"; (5)Soren Sorenson, WOSC, 47'5"; (6)Hank Wyborne, NNC, 46'6½"; (7)Matt Lydum, WOSC, 45'8"; (8)Randy Beetchow, EOSC, 41'11½".

TRIPLE JUMP - (1)Kevin Connors, Will, 47'0"; (2)Kele Marsters, Lin, 46'1½"; (3)John Prevedello, Lin, 44'7½"; (4)Dwight French, WOSC, 44'23/4"; (5)Scott Anderson, WOSC, 42'11½"; (6)Shawn Granger, SOSC, 42'4½"; (7)Jerry Fuls, GF, 41'73/4"; (8)Keith Wigley, GF, 41'7".

10,000M WALK - (1)Randy Jacobs, Will, 50:37.8; (2)Fred Clair, EOSC, 53:44.6; (3)Troy O'Donnell, Will, 59:54.4; (4)Mark Willamen, SOSC, 1:01:07.2.

400M RELAY - (1)Western Oregon (Biamont, Taylor, Findling, Mobley), 41.7; (2)Willamette, 43.3; (3)Southern Oregon, 43.3; (4)Lewis & Clark, 43.7; (5)Northwest Nazarene, NT; (6)George Fox, NT.

1500M - (1)Dave Beck, SOSC, 3:56.42; (2)Brandt Lind, WOSC, 3:57.03; (3)Todd Thomas, SOSC, 4:00.69; (4)Joe Alward, Lin, 4:02.48; (5)Ron Ares, LC, 4:02.58; (6)Andy Mithcell, Will, 4:05.59; (7)Dan O'Leary, Lin, 4:07.39; (8)Jason Sele, WOSC, 4:09.3; (9)John Schrock, WOSC, 4:14.04; (10)David Jordan, WOSC, 4:25.4.

110M HURDLES - (1)Sam Lapray, Will, 15.02; (2)Tim Rupp, SOSC, 15.27; (3)Kevin Taylor, SOSC, 15.69; (4)Larry Conaway, WOSC, 16.04; (5)Keith Wigley, GF, 16.42; (6)Craig McKee, Will, 16.45; (7)Tim Dahlin, GF, 16.74.

400M - (1)Randy Jacobs, Will, 1:00.37; (2)Fred Clair, EOSC, 1:03.44; (3)Troy O'Donnell, Will, 1:09.54; (4)Mark Willamen, SOSC, 1:01:07.2.

DISTRICT TRACK & FIELD CHAMPIONSHIPS - MEN'S RESULTS CONT'D

400M - (1)David Searce, Will, 48.64; (2)Karl Findling, WOSC, 48.88; (3)D.J. Branson, SOSC, 49.56; (4)Jim Fahey, WOSC, 49.86; (5)Tim Sievers, NNC, 50.76.

POLE VAULT - (1) Kevin Taylor, SOSC, 14'0"; (2)Cary Dovenberg, SOSC, 13'2"; (3)Scott Anderson, WOSC, 13'2"; (4)Keith Wigley, GF, 13'2"; (5)Mike Gilbert, NNC, 12'8"(tie), Scott Healy, Will, 12'8"; (7)Ken Helm, Will, 12'8".

100M - (1)Greg Will, Lin, 11.22; (2)Ron Mobley, WOSC, 11.33; (3)Tom Mell, LC, 11.49; (4)Rich Torquato, Will, 11.51; (5)Tim Biamont, WOSC, 11.57; (6)Kurt Hargett, WOSC, 11.63; (7)Tim Hyatt, GF, 11.93.

800M - (1)Rob MacGinnitie, Will, 1:54.72; (2)Todd Thomas, SOSC, 1:54.86; (3)Steve Uomini, Will, 1:55.45; (4)Dave Beck, SOSC, 1:59.53; (5)Randy Swigart, GF, 1:59.72; (6)Ed Esse, WO, 2:00.7; (7)Rocky Baker, LC, 2:01.5.

400M HURDLES - (1)Bob DeVlydere, Will, 53.33; (2)Randy Reason, Lin, 54.52; (3)Tim Rupp, SOSC, 55.40; (4)Mike Gilbert, NNC, 55.58; (5)Sam Lapray, Will, 55.68; (6)Randy Folker, Will, 57.08; (7)Craig McKee, Will, 58.03; (8)Jeff Jacobs, WOSC, 58.77.

JAVELIN THROW - (1)Mike Keizur, WOSC, 204'11"; (2)Michael County, SOSC, 190'10"; (3)Allen Perkins, SOSC, 180'5"; (4)Rusty Lorenz, Will, 173'8"; (5)Cary Dovenberg, 172'9"; (6)Mark Garvey, Lin, 164'9".

200M - (1)Greg Will, Lin, 21.8; (2)Karl Findling, WOSC, 22.2; (3)Tim Biamont, WOSC, 22.6; (4)Curtis Brown, Lin, 22.9; (5)D.J. Bransom, SOSC, 23.1; (6)Tim Sievers, NNC, 23.3;

5000M - (1)Tad Woosley, WOSC, 14:55.3; (2)Joe Alward, Lin, 14:59.7; (3)Mike Kennedy, Lin, 15:07.8; (4)Greg Miller, EOSC, 15:08.8; (5)James Edmark, Will, 15:22.4; (6)Dan O'Leary, Lin, 15:25.1.

1600M RELAY - (1)Western Oregon (Fahey, Hargett, Mobley, Gilbert), 3:19.59; (2)Willamette, 3:19.98; (3)Linfield, 3:21.79; (4)Lewis & Clark, 3:25.73; (5)Northwest Nazarene, 3:25.76; (6)Southern Oregon, 3:26.18; (7)George Fox, 3:29.16.

MEN'S RESULTS

UNIVERSITY OF PUGET SOUND/GEORGE FOX COLLEGE DUAL TRACK MEET April 19, 1986

Men's High Jump

1. Keith Wigley, GFC 6'2"
2. Bill Hinson, UPS 6'0"
3. Dave Davis, UPS 5'10"
4. Steve Graham, GFC 5'9"

UPS	GFC
4	5
5	5

Men's Hammer

1. Ray Phinney, UPS 161'10"
2. Mike Watts, GFC 148'11"
3. Dave Elkins, GFC 133'11"
4. Paul Maddox, GFC 121'10"

UPS	GFC
5	4
9	9

Men's 400M Relay

1. UPS 43.1
2. GFC 44.6

UPS	GFC
5	3
15	12

Men's Javelin

1. Rich Blanchette, GFC 168'10"
2. Mike Watts, GFC 164'11"
3. Ray Phinney, UPS 155'8"
4. David Mueller, GFC 152'4"

UPS	GFC
1	8
15	20

Men's Skeeplechase

1. Scott Ball, GFC 9:56.7
2. Dan Price, GFC 10:08.3
3. Tom Gibson, UPS 10:33.0
4. Ring Hsiao, UPS 11:25.3

UPS	GFC
1	8
16	25

Men's Long Jump

1. Jerry Fals, GFC 21'9 1/2"
2. Steve Graham, GFC 21'5"
3. Keith Wigley, GFC 20'10 1/2"
4. Tim Hyatt, GFC 20'4"
5. Kevin Mapes, UPS 20'2 1/2"
6. Dave Neelott, UPS 19'9 1/2"
7. Dave Davis, UPS 19'4 1/2"

UPS	GFC
0	9
16	27

Men's 1500M

1. Emmitt Kipp, UPS 4:01.8
2. Mark Protzman, GFC 4:15.2
3. Dwight Larabee, GFC 4:18.3
4. Andrew Hinck, UPS 4:21.4
5. Jeff Tucker, UPS 4:39.0

UPS	GFC
5	4
21	44

110M Hurdles

1. Mike Oliphant, UPS 16.1
2. Tim Dahlin, GFC 16.5
3. Dan Gregory, UPS 18.5

UPS	GFC
6	3
27	44

400 M Men's

1. Paul Hespenthal, UPS 50.4
2. Mark Smith, UPS 55.2
3. Robert Dahl, UPS 61.9

UPS	GFC
9	0
36	44

Men's Discus

1. Mike Watts, GFC 148'11"
2. Paul Maddox, GFC 148'3"
3. Ray Phinney, UPS 128'3/4"
4. Rich Blanchett, GFC 103'10"

UPS	GFC
1	8
37	52

Men's Pole Vault

1. Dave Elkins, GFC 13'2"
2. Steve Graham, GFC 11'0"
3. Kevin Stanton, GFC 10'6"

UPS	GFC
0	9
37	62

100M Men's

1. Mike Oliphant, UPS 10.6
2. Tracy Daugherty, UPS 11.0
3. Tim Hyatt, GFC 11.4
4. Dave Mueller, GFC 11.6

UPS	GFC
8	1
45	62

Men's 800M

1. Randy Swigart, GFC 2:02.6
2. Paul Hespenthal, UPS 2:02.8
3. Mark Protzman, GFC 2:03.1
4. Tom Gibson, UPS 2:13.0

UPS	GFC
3	6
48	66

Men's 400M Hurdles

1. Tim Dahlin, GFC 58.9
2. Rich Blanchette, GFC 59.5
3. Bill Hinson, UPS 60.0

UPS	GFC
1	8
49	76

200M Men's

1. Mike Oliphant, UPS 21.8
2. Tracy Daugherty, UPS 22.3
3. Dave Mueller, GFC 23.5
4. Dan Gregory, UPS 23.7
5. Tim Hyatt, GFC 24.3

UPS	GFC
8	1
57	77

MEN'S RESULTS
UNIVERSITY OF PUGET SOUND/GEORGE FOX COLLEGE
DUAL TRACK MEET
April 19, 1986

Men's Triple Jump

1. Dan Gregory, UPS 43'7"
- ✓ 2. Jerry Fuls, GFC 43'0"
3. Kevin Mapes, UPS 42'10"

UPS GFC

6	3
63	20

Men's Shot

1. Shane Crook, UPS 44'8 $\frac{1}{2}$ "
- ✓ 2. Mike Watts, GFC 44'4"
3. Paul Maddox, GFC 38'6 $\frac{1}{2}$ "

5	4
68	24

5000M Men's

1. Emmitt Kipp, UPS 15:11.8
2. Jim Cairns, UPS 15:20.5
- ✓ 3. Jerred Gildhaus, GFC 15:24.1
4. Dwight Larabee, GFC 15:36.3
5. Andrew Hinck, UPS 16:46.2
6. Robert Dahl, UPS 17:46.4

8	1
76	25

Men's 1600M Relay

- ✓ 1. UPS 3:24.8
2. GFC 3:34.8

5	0
81	88

FINAL SCORE

UPS GFC
81 88
82

MEN'S RESULTS

UNIVERSITY OF PUGET SOUND/GEORGE FOX COLLEGE DUAL TRACK MEET April 19, 1986

Men's High Jump

1. Keith Wigley, GFC	6'7"
2. Bill Hinson, UPS	6'0"
3. Dave Davis, UPS	5'10"
4. Steve Graham, GFC	5'3"

UPS	GFC
4	5
4	5

Men's Hammer

1. Roy Phinney, UPS	161'10"
2. Mike Watts, GFC	148'3/4"
3. Dave Elkins, GFC	133'11"
4. Paul Maddox, GFC	121'10"

UPS	GFC
5	4
9	9

Men's 400M Relay

1. UPS	43.1
2. GFC	44.6

UPS	GFC
5	3
14	12

Men's Javelin

1. Rich Blanchette, GFC	168'10"
2. Mike Watta, GFC	164'11"
3. Ray Phinney, UPS	155'8"
4. David Mueller, GFC	152'4"

UPS	GFC
1	8
15	20

Men's Steeplechase

1. Scott Ball, GFC	9:56.7
2. Dan Price, GFC	10:08.3
3. Tom Gibson, UPS	10:33.0
4. Ping Heiao, UPS	11:25.3

UPS	GFC
1	8
16	28

Men's Long Jump

1. Jerry Fols, GFC	21'9 1/2"
2. Steve Graham, GFC	21'5"
3. Keith Wigley, GFC	20'10 1/2"
4. Tim Hyatt, GFC	20'4"
5. Kevin Mapes, UPS	20'2 1/2"
6. Dave Woollett, UPS	19'9 1/2"
7. Dave Davis, UPS	19'4 1/2"

UPS	GFC
0	9
16	37

Men's 1500M

1. Emmitt Kipp, UPS	4:01.8
2. Mark Protzman, GFC	4:15.2
3. Dwight Larabee, GFC	4:18.3
4. Andrew Hinck, UPS	4:21.4
5. Jeff Tucker, UPS	4:39.0

UPS	GFC
5	4
21	41

110M Hurdles

1. Mike Oliphant, UPS	16.1
2. Tim Dahlin, GFC	16.5
3. Dan Gregory, UPS	18.5

UPS	GFC
6	3
27	44

400 M Men's

1. Paul Hespenthal, UPS	50.4
2. Mark Smith, UPS	55.2
3. Robert Dahl, UPS	61.9

UPS	GFC
9	0
36	44

Men's Discus

1. Mike Watts, GFC	148'11"
2. Paul Maddox, GFC	148'3"
3. Ray Phinney, UPS	128' 3/4"
4. Rich Blanchett, GFC	103'10"

UPS	GFC
1	8
37	52

Men's Pole Vault

1. Dave Elkins, GFC	13'2"
2. Steve Graham, GFC	11'0"
3. Kevin Stanton, GFC	10'6"

UPS	GFC
0	9
37	61

400M Men's

1. Mike Oliphant, UPS	10.6
2. Tracy Daugherty, UPS	11.0
3. Tim Hyatt, GFC	11.4
4. Dave Mueller, GFC	11.6

UPS	GFC
8	1
45	62

Men's 800M

1. Randy Swigart, GFC	2:01.6
2. Paul Hespenthal, UPS	2:02.8
3. Mark Protzman, GFC	2:03.1
4. Tom Gibson, UPS	2:13.0

UPS	GFC
3	6
48	68

Men's 400M Hurdles

1. Tim Dahlin, GFC	58.9
2. Rich Blanchette, GFC	59.5
3. Bill Hinson, UPS	60.0

UPS	GFC
1	8
49	76

200M Men's

1. Mike Oliphant, UPS	21.8
2. Tracy Daugherty, UPS	22.3
3. Dave Mueller, GFC	23.5
4. Dan Gregory, UPS	23.7
5. Tim Hyatt, GFC	24.3

UPS	GFC
8	1
57	77

MEN'S RESULTS
UNIVERSITY OF PUGET SOUND/GEORGE FOX COLLEGE
DUAL TRACK MEET
April 19, 1986

Men's Triple Jump

- | | |
|---------------------|--------|
| 1. Dan Gregory, UPS | 43'7" |
| 2. Jerry Fuls, GFC | 43'0" |
| 3. Kevin Mapes, UPS | 42'10" |

UPS	GFC
6	3
63	80

Men's Shot

- | | |
|---------------------|--------|
| 1. Shane Crook, UPS | 44'8½" |
| 2. Mike Watts, GFC | 44'4" |
| 3. Paul Maddox, GFC | 38'6½" |

UPS	GFC
5	4
68	84

5000M Men's

- | | |
|-------------------------|---------|
| 1. Emmitt Kipp, UPS | 15:11.8 |
| 2. Jim Cairns, UPS | 15:20.5 |
| 3. Jerred Gildhaus, GFC | 15:24.1 |
| 4. Dwight Larabee, GFC | 15:56.3 |
| 5. Andrew Hinck, UPS | 16:46.2 |
| 6. Robert Dahl, UPS | 17:46.4 |

UPS	GFC
8	1
76	85

Men's 1600M Relay

- | | |
|--------|--------|
| 1. UPS | 3:24.8 |
| 2. GFC | 3:34.8 |

UPS	GFC
5	3
81	88

FINAL SCORE

UPS	GFC
81	88

UNIVERSITY OF PUGET SOUND/GEORGE FOX COLLEGE
DUAL TRACK MEET
April 19, 1986

Men's High Jump

- | | |
|----------------------|-------|
| 1. Keith Wigley, GFC | 6'7" |
| 2. Bill Hinson, UPS | 6'0" |
| 3. Dave Davis, UPS | 5'10" |
| 4. Steve Graham, GFC | 5'8" |

UPS GFC

4	5
4	5

Men's Hammer

- | | |
|---------------------|------------|
| 1. Ray Phinney, UPS | 161'10" |
| 2. Mike Watts, GFC | 148'3 1/4" |
| 3. Dave Elkins, GFC | 133'11" |
| 4. Paul Maddox, GFC | 121'10" |

5	4
9	9

Men's 400M Relay

- | | |
|--------|------|
| 1. UPS | 43.1 |
| 2. GFC | 44.6 |

5	3
14	12

Men's Javelin

- | | |
|-------------------------|---------|
| 1. Rich Blanchette, GFC | 168'10" |
| 2. Mike Watta, GFC | 164'11" |
| 3. Ray Phinney, UPS | 155'8" |
| 4. David Mueller, GFC | 152'4" |

1	8
15	20

Men's Steeplechase

- | | |
|--------------------|---------|
| 1. Scott Ball, GFC | 9:56.7 |
| 2. Dan Price, GFC | 10:08.3 |
| 3. Tom Gibson, UPS | 10:33.0 |
| 4. Ping Hsiao, UPS | 11:25.3 |

1	8
16	28

Men's Long Jump

- | | |
|-----------------------|------------|
| 1. Jerry Fols, GFC | 21'9 1/2" |
| 2. Steve Graham, GFC | 21'5" |
| 3. Keith Wigley, GFC | 20'10 1/2" |
| 4. Tim Hyatt, GFC | 20'4" |
| 5. Kevin Mapes, UPS | 20'2 1/2" |
| 6. Dave Woollett, UPS | 19'9 1/2" |
| 7. Dave Davis, UPS | 19'4 1/2" |

0	9
16	37

Men's 1500M

- | | |
|------------------------|--------|
| 1. Elmitt Kipp, UPS | 4:01.8 |
| 2. Mark Protzman, GFC | 4:13.2 |
| 3. Dwight Larabee, GFC | 4:18.3 |
| 4. Andrew Hinck, UPS | 4:21.4 |
| 5. Jeff Tucker, UPS | 4:39.0 |

5	4
21	41

110M Hurdles

- | | |
|-----------------------|------|
| 1. Mike Oliphant, UPS | 16.1 |
| 2. Tim Dahlin, GFC | 16.5 |
| 3. Dan Gregory, UPS | 18.5 |

UPS GFC

6	3
27	44

400 M Men's

- | | |
|--------------------------|------|
| 1. Paul Houspenthal, UPS | 50.4 |
| 2. Mark Smith, UPS | 55.2 |
| 3. Robert Dahl, UPS | 61.9 |

9	0
36	44

Men's Discus

- | | |
|------------------------|-----------|
| 1. Mike Watts, GFC | 148'11" |
| 2. Paul Maddox, GFC | 148'3" |
| 3. Ray Phinney, UPS | 128' 3/4" |
| 4. Rich Blanchett, GFC | 103'10" |

1	8
37	52

Men's Pole Vault

- | | |
|-----------------------|-------|
| 1. Dave Elkins, GFC | 13'2" |
| 2. Steve Graham, GFC | 11'0" |
| 3. Kevin Stanton, GFC | 10'6" |

0	9
37	61

400M Men's

- | | |
|-------------------------|------|
| 1. Mike Oliphant, UPS | 10.6 |
| 2. Tracy Daugherty, UPS | 11.0 |
| 3. Tim Hyatt, GFC | 11.4 |
| 4. Dave Mueller, GFC | 11.6 |

8	1
45	62

Men's 800M

- | | |
|--------------------------|--------|
| 1. Randy Swigart, GFC | 2:01.6 |
| 2. Paul Houspenthal, UPS | 2:02.8 |
| 3. Mark Protzman, GFC | 2:03.1 |
| 4. Tom Gibson, UPS | 2:13.0 |

3	6
48	68

Men's 400M Hurdles

- | | |
|-------------------------|------|
| 1. Tim Dahlin, GFC | 58.9 |
| 2. Rich Blanchette, GFC | 59.5 |
| 3. Bill Hinson, UPS | 60.0 |

1	8
49	76

200M Men's

- | | |
|-------------------------|------|
| 1. Mike Oliphant, UPS | 21.8 |
| 2. Tracy Daugherty, UPS | 22.3 |
| 3. Dave Mueller, GFC | 23.5 |
| 4. Dan Gregory, UPS | 23.7 |
| 5. Tim Hyatt, GFC | 24.3 |

8	1
57	77

MEN'S RESULTS
UNIVERSITY OF PUGET SOUND/GEORGE FOX COLLEGE
DUAL TRACK MEET
April 19, 1986

Men's Triple Jump

		UPS	GFC
1. Dan Gregory, UPS	43'7"	6	3
2. Jerry Fuls, GFC	43'0"		
3. Kevin Mapes, UPS	42'10"	63	80

Men's Shot

1. Shane Crook, UPS	44'8½"	5	4
2. Mike Watts, GFC	44'4"		
3. Paul Maddox, GFC	38'6½"	68	84

5000M Men's

1. Emmitt Kipp, UPS	15:11.8	8	1
2. Jim Cairns, UPS	15:20.5		
3. Jerred Gildhaus, GFC	15:24.1		
4. Dwight Larabee, GFC	15:56.3		
5. Andrew Hinck, UPS	16:46.2		
6. Robert Dahl, UPS	17:46.4	76	85

Men's 1600M Relay

1. UPS	3:24.8	5	3
2. GFC	3:34.8	81	88

FINAL SCORE

UPS GFC
81 88

ENTRY FORM
UNIVERSITY OF PUGET SOUND "LOGGERS"

MEN OR WOMEN
(Please circle one)

MEET DATE:

4-19-82

Indicate best times/
distances in box
NS-no score - will
be placed in slow
heat

PLEASE PRINT		Indicate best times/ distances in box NS-no score - will be placed in slow heat
Randy Swigart		Hammer Throw
Mike Watts	151-10	Pole Vault
Keith Wigley	20-5	Long Jump
Les Harrison	20-9	Shot Put
	nm	High Jump
	161-10	Javelin
	140	Discus
		Triple Jump
		10,000 Meters
		400 M Relay (4x100)
		3,000 M Steeplechase
		1500 Meters
		110/100 M Hurdles
		400 Meters
	nm	100 Meters
	2:53.8	800 Meters
		400 Meter Hurdles
		200 Meters
		3,000 Meters
		5,000 Meters
		1600 Meter Relay

SCHOOL: George Fox

ENTRY FORM
UNIVERSITY OF PUGET SOUND "LOGGERS"

MEN OR WOMEN
(Please circle one)

TRACK MEETS
ENTRIES DUE:

MEET DATE:

PLEASE PRINT
Indicate best times/
distances in box
NS-no score - will
be placed in slow
heat

Hammer Throw
Pole Vault
Long Jump
Shot Put
High Jump
Javelin
Discus
Triple Jump
10,000 Meters
400 M Relay (4x100)
3,000 M Steeplechase
1500 Meters
110/100 M Hurdles
400 Meters
100 Meters
800 Meters
400 Meter Hurdles
200 Meters
3,000 Meters
5,000 Meters
1600 Meter Relay

Denise Fox
Cheryl Funk
Nancy Haley
Karen Wilkinsen
Paula Wittenberg
Sue Woolsey

15-1

5-2

38-7

151-1

159

243

38-7

121-7

5:03

24

149

April 21-22, 1986

NAIA DISTRICT II DECATHELON CHAMPIONSHIPS

<u>NAME</u>	<u>PLACE</u>	<u>100</u>	<u>L-JUMP</u>	<u>S-PUT</u>	<u>H-JUMP</u>	<u>400</u>	<u>110-H</u>	<u>DISCUS</u>	<u>P-VAULT</u>	<u>JAVELIN</u>	<u>1500</u>	<u>TOTAL</u>
Rusty Lorenz Willamette	1	11.1 786	18'9 $\frac{1}{4}$ " 527	38'2 $\frac{3}{4}$ " 585	6'4" 740	50.9 767	15.0 821	120'6" 599	13.8" 662	157'10" 561	4:57.3 574	6622
Larry Conaway Western Oregon	2	11.5 703	21'2 $\frac{1}{4}$ " 716	36'1 $\frac{1}{4}$ " 546	6'4" 741	52.5 697	15.7 740	119'7" 593	13' 603	156'10" 556	4:49.9 618	6512
Kevin Connors Willamette	3	11.1 786	21'9 $\frac{1}{2}$ " 729	36'2" 547	6'2 $\frac{3}{4}$ " 714	51.1 758	16.8 620	122'2" 609	9'6" 331	148'3" 518	4:39.7 681	6293
Joe Hill Southern Oregon	4	11.3 744	21'7 $\frac{1}{2}$ " 718	36'4 $\frac{1}{4}$ " 551	6'7 $\frac{1}{2}$ " 822	53.6 650	16.6 641	109'4" 531	11'6" 482	152'7" 537	5:05.2 529	6205
Wigley George Fox	5	11.5 703	18'10" 531	32'6 $\frac{1}{4}$ " 480	6'1 $\frac{1}{4}$ " 687	52.4 701	15.6 751	90'11" 420	13' 603	162'1" 580	4:39.5 683	6139
Mike Gilbert Northwest Nazarene	6	11.5 703	19'3" 559	34'6 $\frac{3}{4}$ " 517	5'8 $\frac{3}{4}$ " 585	50.0 808	17.8 520	109'7" 532	12' 522	156' 553	4:38.6 688	5987
Scott Healy Willamette	7	11.7 663	20'3" 624	31'6 $\frac{3}{4}$ " 463	6'2 $\frac{3}{4}$ " 714	53.6 650	17.7 511	87'5" 426	12' 406	143'5" 590	4:39.4 697	5745
Blanchette George Fox	8	12.0 605	18'4" 500	34'3" 512	5'3" 464	53.6 650	17.9 511	92' 426	10'6" 406	164'3" 590	4:37.1 697	5361
Cary Dovenberg Southern Oregon	9	12.2 567	18'2 $\frac{3}{4}$ " 494	33' $\frac{1}{2}$ " 490	5'6 $\frac{1}{2}$ " 536	55.3 581	17.1 589	90'10" 419	13' 603	155'4" 550	5:07.8 514	5343
Dale Huemoeller Northwest Nazarene	10	11.9 624	19'0" 545	33'5 $\frac{3}{4}$ " 498	5'8 $\frac{3}{4}$ " 585	54.5 617	17.1 641	90'11" 420	8'6" 262	128'2" 429	5:32.6 383	5004
Randy Coombs Lewis and Clark	DNF	11.5 703	20'5 $\frac{3}{4}$ " 637	39'7 $\frac{1}{4}$ " 611	5'11 $\frac{1}{4}$ " 636	52.3 706	19.6 362	101'9" 485	- -	- -	- -	DNF

TEAMS - 3000 1 Moose 1 George Fox

(MEND)

LOCATION Fishland

EVENT		FIRST PLACE		SECOND PLACE		THIRD PLACE		FOURTH PLACE		WESC	WESC	CF
DATE	4-7-66	SCORING 5-3-2-1		Bury 5-4-0		WEATHER Overcast & Windy						
Amateur	Hill	183-8	WO	Pellen	145-9	WO	Sorenson	153-0	WO	Watts	152-7	CF
1921 Jump	Granger	6-6	SO	Wigley	8-4	6F	French	6-4	WO	Hill	6-2	SO
X Relay	Wesc	42.62		Wesc	43.77		George Fox	44.66				
Relay	Bull	9.58.6	6F	Holbrook	10.09.0	50	Reick	10.39.2	WO	Williamson	11.41.38	SO
100m	Wesc	400.88	WO	Sole	4.01.49	WO	Esse	4.07.5	WO	Bishop	4.10.63	SO
111	Kopp	15.14	SO	Taylor	15.22	SO	Conway	15.22	WO	Wigley	15.62	CF
1511	Taylor	44.80	WO	Franson	44.47	SO	Faney	50.63	WO	Hurry	52.04	WO
levelled	George	216-8	SO	Kelzow	196-0	WO	County	194-1/2	SO	Perkins	183-5	SO
200m	Finding	10.81	WO	Hargett	10.45	WO	Mosley	16.56	WO	Briant	16.95	WO
1500	Sorenson	154-3	WO	Parker	158-7	SO	Schwan	195-4	SO	Madder	141-2	6F
111 Relay	Hargett	22-2	WO	Medley	21-10 1/2	WO	Hill	21-4	SO	George Fox	20-1	CF
111 Relay	Taylor	14-6	WO	Wigley	14-0	6F	Anderson	13-6	WO	Eden Conway	12-6	WO
111 Relay	Thomas	1:55.15	SO	Reick	1:56.25	SO	Living	1:56.43	WO	Esse	1:57.74	WO
111 Relay	Rupp	54.5	SO	Blanchard	54.0	CF	Jacobs	54.36	WO	Cubans	1:00.64	WO
111 Relay	Parker	54-1 1/2	WO	Sorenson	41-3 1/2	WO	Woodwell	46-1/2	SO	County	45-4	SO
111 Relay	Finding	42.1	WO	Medley	22.55	WO	Blumont	22.56	WO	Branson	22.57	SO
111 Relay	Wesc	15.41.9	6F	George Fox	16.10.47	CF	Hills	17.07.8	SO			
111 Relay	Wesc	3.24.32		Wesc	3.27.64		Esse	3.27.0				
111 Relay	Wesc	42.0	WO	Wesc	42.0	WO	Freeman	41.5.34	WO	Wesc	41-3 1/2	SO

OREGON PEPSI RELAYS
Saturday, May 3, 1986
Hayward Field (Eugene, Ore.)

PE/ATHLETIC OFFICE

RECEIVED

from U of O

MAY 19 1986

Men's Twilight Results

GEORGE FOX COLLEGE

DISTANCE MEDLEY RELAY -- 1. Unattached (Larry Beatty, Dave Hein, Marc Dunbar, Don Clary), 9:59.56; 2. Athletics West (Kevin Curtin, Stanley Redwine, Jeff Drenth, Alan Scharsu), 10:02.70; 3. Eastern Washington (Rich Connor, Darren Crow, Jack Folger, Alan Hjort), 10:13.79; 4. Wolfpack Racing Team (Ross Bryant, Terry Howard, Shawn McNeely, Kevin Ball), 10:57.60.

4x100-METER RELAY -- 1. Idaho (Dayo Onanubosi, Chris Stokes, Patrick Williams, Everton Wanliss), 40.76; 2. Oregon (Romund Howard, Chris Harper, Richard Curtis, Gary Uribe), 41.13; 3. Eastern Washington (Steve Jackson, Mike Boehnke, Tim Frost, Brian Kennedy), 42.17; 4. Simon Fraser (Chris Locke, Chris Townsend, Jerrold Jones, Homer Levy), 42.33; 5. Oregon State (Robb Thomas, Todd Witzel, Babajide Akanbi, Barrington Lewis), 42.84.

HAMMER -- 1. Matt Mileham, New York AC, (70.34m) 230-9 (foul, 210-11, 220-7, 230-9, foul, 225-2); 2. John McArdle, Oregon International, (69.16m) 226-11; 3. Greg Gassner, Unattached, (68.06m) 223-3; 4. Dave Chesbrough, Unattached, (60.94m) 199-11; 5. Neil Kneip, Washington, (59.36m) 194-9; 6. Elden Pfeiffer, Oregon, (58.00m) 190-3; Stefan Jonsson, Unattached, no mark.

3,000-METER STEEPLECHASE -- 1. Jim Frey, Washington State, 8:49.42; 2. Dan Bell, Athletes In Action, 8:50.75; 3. Brent Felt, Portland, 8:52.65; 4. Frank Horn, Montana, 8:54.48; 5. Terry Bateman, Victoria, 9:02.04; 6. Dave Frank, Portland RC, 9:08.54; 7. Dave Coey, Victoria, 9:10.92; 8. Scott Steinmaus, Pacific Flyers, 9:11.05; 9. Garth Morrisette, Oregon, 9:14.30; 10. Steve Landro, Eastern Washington, 9:14.42; 11. Jim Carney, Oregon, 9:20.56; 12. Chad Bennion, Oregon, 9:24.55.

1,500 METERS -- 1. Dub Myers, Oregon, 3:40.76; 2. Paul Larkins, Oklahoma State, 3:40.81; 3. Vince Draddy, Athletics West, 3:41.33; 4. Dick Oldfield, Oregon International, 3:43.93; 5. Marty Hemsley, Team Adidas, 3:44.65; 6. Steve Gerhart, Cal-Davis, 3:45.46; 7. Jamin Aasum, MM Fitness, 3:46.03; 8. Richard Lee, Valley Royals TC, 3:47.78; 9. Bruce Stirling, Washington, 3:49.10; 10. Mark Beaman, Athletics West, 3:49.30; 11. Matt Donnelly, Washington, 3:49.32; 12. Jim Smith, Oregon, 3:51.74; 13. Brendan Navowsky, Kajaks TC, 3:52.1.

110-METER HURDLES (Wind: +2.00) -- 1. Pedro Chiamulgra, Brazil, 14.30; 2. Romund Howard, 14.35; 3. Don Erickson, Washington, 14.56; 4. Trond Knaplund, Idaho, 14.84; 5. Bill Richmond, Washington, 14.96; 6. Steve Brown, Unattached, 15.03; 7. Dave Collins, Oregon State, 15.20; 8. Laurence Austin, Lane CC, 15.77.

JAVELIN -- 1. Craig Christianson, Moscow USA, (74.88m) 245-8 (foul, 229-7, foul, 245-8, foul, foul); 2. Stefan Wikstrom, Idaho, (68.24m) 223-11; 3. Mike Olma, Washington, (65.94m) 216-4; 4. J.T. Doupnik, Oregon, (64.92m) 213-0; 5. Mike Pedersen, Oregon State, (62.04m) 203-6; 6. Ron Uhl, Weight City TC, (59.30m) 194-7.

SHOT PUT -- 1. Greg Aitkenhead, Oregon, (17.99m) 59-01/4; 2. John Bender, Unattached, (17.45m) 57-3; 3. John McArdle, Oregon International, (17.34m) 56-10 3/4; 4. Chris Benson, Eastern Washington, (17.22m) 56-6; 5. Neil Kneip, Washington, (17.15m) 56-31/4; 6. Ivan Parker, Southern Oregon, (16.65m) 54-71/2.

LONG JUMP -- 1. Mike Ramos, Washington, (7.39m) 24-3w; 2. Tony Zackery, Washington, (7.27m) 23-101/4; 3. Spencer Williams, Oregon, (7.17m) 23-61/4; 4. Karl Hedeem, Oregon, (6.95m) 22-9 3/4w; 5. Jeff Collins, Idaho, (6.65m) 21-10.

1986 Oregon Pepsi Relays
Men's Twilight Results
3-3-3-3

5,000 METERS -- 1. Julius Korir, Washington State, 13:46.51; 2. Mike Blackmore, Team Adidas, 13:47.45; 3. Jay Marden, California, 13:47.78; 4. Don Clary, Unattached, 13:48.75; 5. Harold Kuphaldt, Oregon, 13:49.30; 6. Rick Bergesen, Oregon, 13:51.28; 7. Ed Rendall, Calgary Thunderbolts, 13:52.48; 8. Knut Hegvold, Oregon, 13:53.58; 9. Richie Harris, Athletics West, 13:53.89; 10. Bill McChesney, MM Fitness, 13:55.93; 11. Karl VanCalcar, Unattached, 13:56.4; 12. Ken Velasquez, Montana, 13:57.3; 13. John Strickland, Oregon, 14:10.0; 14. Nathan Morris, Washington State, 14:17.7; 15. Pete Warner, Oregon International, 14:53.8; 16. Brad Hudson, Unattached, 14:59.1.

TRIPLE JUMP -- 1. Joseph Taiwo, Unattached, (16.44m) 53-11 $\frac{1}{4}$; 2. Ray Kimble, Ather TC, (16.06m) 52-8 $\frac{1}{4}$; 3. Gary Milton, Oregon International, (15.85m) 52-0; 4. Uchenna Agu, Oregon, (15.52m) 50-11; 5. Al Harris, Washington, (15.08m) 49-5 $\frac{3}{4}$; 6. Barrington Lewis, Oregon State, (14.31m) 46-11 $\frac{1}{2}$.

10,000 METERS -- 1. Jim Hill, Puma TC, 28:22.74; 2. Greg Lautenslager, Unattached, 28:56.66; 3. Shemi Sabag, Unattached, 29:23.24; 4. Alex Kasich, Axiom Enterprises, 29:23.71; 5. Ken Hunter, Team Nike, 29:30.27; 6. Bob Walmsley, Portland RC, 29:56.35; 7. Jasen Emmons, Oregon, 29:23.71; 8. Bill Britten, Vancouver Olympic, 30:15.57; 9. Matt Cato, Portland RC, 30:22.84; 10. Dave Harding, Portland RC, 30:33.3; 11. Claude Berube, Takus TC, 30:35.8; 12. Mike Nault, Portland, 31:11.3; 13. Darryl Genest, Eastern Washington, 31:31.9; 14. John Pamerleau, Unattached, 31:37.4; 15. Mike Black, Unattached, 32:04.9.

1986 Oregon Pepsi Relays
Men's Day Results
2-2-2-2-2

SHOT PUT -- 1. Dan Martin, Idaho, (16.76m) 55-0; 2. Lorne Hilton, Manitoba TC, (16.12m) 52-10 3/4; 3. Ken Flax, Oregon, (16.09m) 52-9 1/2; 4. Tim Hammock, Unattached, (15.73m) 51-7 1/4; 5. Kevin Pommer, Manitoba TC, (15.39m) 50-6; 6. Pat Kostecka, Eastern Washington, (15.11m) 49-7; 7. Chuck Chapin, Unattached, (14.65m) 48-0 3/4; 8. Scott Chandler, Portland, (14.31m) 46-11 1/2; 9. Cory Warren, Oregon State, (13.43m) 44-0 3/4; 10. John Mittman, Idaho, (13.06m) 42-10 1/4.

LONG JUMP -- 1. Babajide Akanbi, Oregon State, (7.10m) 23-3 1/2w; 2. Ron Mobley, Western Oregon, (6.89m) 22-7 1/4w; 3. Joe Hill, Southern Oregon, (6.76m) 22-2 1/4w; 4. Paul Ackerman, Lane CC, (6.76m) 22-2 1/4w; 5. Cam Gemmel, Simon Fraser, (6.61m) 21-8 1/2w; 6. John Cowley, Unattached, (6.57m) 21-6 3/4w; 7. Kurt Hargett, Western Oregon, (6.16m) 20-2 1/2w.

4x100-METER RELAY -- 1. Western Oregon (Tim Biamont, Kurt Hargett, Carl Findling, Rob Moberly), 42.52; 2. Washington, 42.96; 3. Chemeketa CC, 45.26; 4. Umpqua CC, 45.72.

3,000-METER STEEPLECHASE -- 1. Willy Hewson, Oregon State, 9:14.16; 2. Jason Sele, Western Oregon, 9:17.95; 3. Glen Redpath, Winnipeg Raiders, 9:18.27; 4. Kevin Flanagan, Washington, 9:20.92; 5. Kevin Christenson, Winnipeg Raiders, 9:24.39; 6. Steve Bailey, Unattached, 9:32.31; 7. Phil Yearian, Portland, 9:35.86; 8. Rich Gallagher, Unattached, 9:39.52; 9. Roger Wolff, Unattached, 9:45.5; 10. Ed Scherr, MM Fitness, 9:53.3; 11. Dan Price, George Fox, 10:03.4; 12. Zeba Crook, Kajaks TC, 10:08.4.

400-METER HURDLES (First Section) -- 1. Bill Richmond, Washington, 54.36; 2. Nate Short, Washington, 54.68; 3. Don Harder, Washington, 55.81; 4. Paul Caudell, Unattached, 56.45; 5. Steve Uhrich, Portland, 57.02; 6. Tim Rupp, Southern Oregon, 59.66.
(Second Section) -- 1. Rand Clement, Simon Fraser, 53.13; 2. Brad Carman, Oregon State, 53.87; 3. Ismael Acosta, Oregon, 54.73; 4. Bob Fasulo, Portland, 55.83; 5. Ian Harriott, Montana, 56.29; 6. Derek Moore, Kajaks TC, 58.08.

400 METERS (First Section) -- 1. Brian Boys, Unattached, 50.19; 2. Jim Fahey, Western Oregon, 50.56; 3. Jay Jamerson, Washington, 50.57; 4. Jeff Collins, Idaho, 51.15.
(Second Section) -- 1. Mark Harris, Oregon, 49.04; 2. Tim Frost, Eastern Washington, 49.34; 3. D.J. Bransom, Southern Oregon, 49.36; 4. Homer Levy, Simon Fraser, 49.82; 5. Mark Holme, Portland, 49.83.

POLE VAULT -- 1. tie between Jim Mours, Oregon, and Dave Collins, Oregon State, (4.70m) 15-5; 3. Erik Kenyon, Unattached, (4.70m) 15-5; 4. Vaughn Stehr, Washington, (4.55m) 14-11; 5. tie among Bob Heitstuman, Unattached; Russel Siebert, Saskatchewan; Malcolm Chrystal, Simon Fraser, and Kevin Taylor, (4.40m) 14-5 1/4; 9. Pete Smith, Eastern Washington, (4.40m) 14-5 1/4.

TRIPLE JUMP -- 1. Pierre Cockrell, Unattached, (14.54m) 47-8 1/2w; 2. Kenny Young, Unattached, (13.85m) 45-5 1/4w; 3. Mike Lewelling, Chemeketa CC, (13.78m) 34-5-2 1/2.

800 METERS (First Section) -- 1. Bob Haggard, Lane CC, 1:53.28; 2. Rob Nelson, Simon Fraser, 1:54.10; 3. Mike Seibel, Washington, 1:55.04; 4. Wynn Gmitroski, Winnipeg Raiders, 1:56.03; 5. Cam Ross, Victoria, 1:56.09; 6. Tim Michel, Victoria, 1:56.39; 7. Ken Wilmshurst, Victoria, 1:57.20.
(Second Section) -- 1. Steve Bachop, Victoria, 1:52.2; 2. Marc Dunbar, Unattached, 1:52.3; 3. Todd Thomas, Southern Oregon, 1:52.5; 4. Sasha Nagy, Simon Fraser, 1:52.6; 5. Dave McFadden, College of Notre Dame, 1:52.7; 6. Paul Thola, Simon Fraser, 1:53.9.

DISTRICT TRACK & FIELD CHAMPIONSHIPS - WILLAMETTE - May 9 & 10, 1986 (Men)

TEAM SCORES: Southern Oregon 174, Western Oregon 1663/5, Willamette 1567/10, Linfield 953/5, Lewis & Clark 36, George Fox 343/5, Eastern Oregon 30, Northwest Nazarene 15½

HAMMER THROW - (1)Glen Hill, WOSC, 178'9"; (2)Phil Killinger, Lin, 164'8"; (3)Brian Caster, Lin, 164'8"; (4)Scott Polen, WOSC, 158'9"; (5)Jim Gorman, Will, 153'10"; (6)Soren Sorenson, 152'0"; (7)Mike Watts, GF, 147'5"; (8)Doug Dean, Lin, 146'5".

10,000M - (1)Kirk Reynolds, LC, 31:42.21; Greg Miller, EOSC, 31:46.72; Jerred Gildehaus, GF, 31:51.79; Andy Libert, Will, 32:02.26; Ray Whitlow, Lin, 32:06.32; David Gilroy, Will, 32:22.57; Dwight Larabee, GF, 32:30.03; Joshua Sacon, SOSC, 32:40.01; Kevin Wright, NNC, 32:51.41; Bob Frost, Lin, 32:51.89.

LONG JUMP - (1)Joe Hill, SOSC, 22'10½"; (2)Kevin Connors, Will, 22'5"; (3)Kelly Ferrenburg, Lin, 22'1"; (4)Larry Conaway, WOSC, 21'10¾"; (5)Ron Mobley, WOSC, 21'10¾"; (6)Kurt Hargett, WOSC, 21'6¾"; (7)Randy Coombs, LC, 21'6½"; (8)Les Harrison, GF, 20'7½".

DISCUS THROW - (1)Soren Sorenson, WOSC, 157'10"; (2)Ivan Parker, SOSC, 155'11"; (3)Mike Watts, GF, 146'6"; (4)Paul Maddox, GF, 140'3"; (5)Doug Sommer, Will, 139'6"; (6)Steve Curl, NNC, 139'1"; (7)Mike Schaan, SOSC, 135'3"; (8)Arnold Wardwell, SOSC, 132'1".

HIGH JUMP - (1)Joe Hill, SOSC, 6'6"; (2)Shawn Granger, SOSC, 6'6"; (3)Dwight French, WOSC, 6'5"; (4)Kevin Connors, Will, 6'3"; (5)tie Bryant Anderson, Lin, 6'1", Jim Holmes, WOSC, 6'1", Scott Healy, Will, 6'1", Rob Kliever, Will, 6'1", Keith Wrigley, GF, 6'1";

STEEPLECHASE - (1)Jason Sele, WOSC, 9:24.32; (2)James Edmark, Will, 9:27.71; (3)Ron Ares, LC, 9:44.75; (4)Duke Ritenhouse, LC, 9:48.14; (5)Brad Holbrook, SOSC, 9:48.42; (6)Scott Ball, GF, 9:55.41; (7)Doug Winn, Will, 10:05.79; (8)Dan Price, GF, 10:05.94; (9)Robert Crandall, 10:19.

SHOTPUT - (1)Ivan Parker, SOSC, 55'3"; (2)Michael County, SOSC, 48'7"; (3)Kelley Highberger, WOSC, 47'11"; (4)Arnold Wadwell, SOSC, 47'11"; (5)Soren Sorenson, WOSC, 47'5"; (6)Hank Wyborne, NNC, 46'6½"; (7)Matt Lydum, WOSC, 45'8"; (8)Randy Beetchow, EOSC, 41'11½".

TRIPLE JUMP - (1)Kevin Connors, Will, 47'0"; (2)Kele Marsters, Lin, 46'1¼"; (3)John Prevedello, Lin, 44'7½"; (4)Dwight French, WOSC, 44'23/4"; (5)Scott Anderson, WOSC, 42'11¼"; (6)Shawn Granger, SOSC, 42'4¼"; (7)Jerry Fuls, GF, 41'73/4"; (8)Keith Wrigley, GF, 41'7".

10,000M WALK - (1)Randy Jacobs, Will, 50:37.8; (2)Fred Clair, EOSC, 53:44.6; (3)Troy O'Donnell, Will, 59:54.4; (4)Mark Willamen, SOSC, 1:01:07.2.

400M RELAY - (1)Western Oregon (Biamont, Taylor, Findling, Mobley), 41.7; (2)Willamette, 43.3; (3)Southern Oregon, 43.3; (4)Lewis & Clark, 43.7; (5)Northwest Nazarene, NT; (6)George Fox, NT.

1500M - (1)Dave Beck, SOSC, 3:56.42; (2)Brandt Lind, WOSC, 3:57.03; (3)Todd Thomas, SOSC, 4:00.69; (4)Joe Alward, Lin, 4:02.48; (5)Ron Ares, LC, 4:02.58; (6)Andy Mithcell, Will, 4:05.59; (7)Dan O'Leary, Lin, 4:07.39; (8)Jason Sele, WOSC, 4:09.3; (9)John Schrock, WOSC, 4:14.04; (10)David Jordan, WOSC, 4:25.4.

110M HURDLES - (1)Sam Lapray, Will, 15.02; (2)Tim Rupp, SOSC, 15.27; (3)Kevin Taylor, SOSC, 15.69; (4)Larry Conaway, WOSC, 16.04; (5)Keith Wrigley, GF, 16.42; (6)Craig McKee, Will, 16.45; (7)Tim Dahlin, GF, 16.74.

DISTRICT TRACK & FIELD CHAMPIONSHIPS - MEN'S RESULTS CONT'D

400M - (1)David Searce, Will, 48.64; (2)Karl Findling, WOSC, 48.88; (3)D.J. Branson, SOSC, 49.56; (4)Jim Fahey, WOSC, 49.86; (5)Tim Sievers, NNC, 50.76.

POLE VAULT - (1) Kevin Taylor, SOSC, 14'0"; (2)Cary Dovenberg, SOSC, 13'2"; (3)Scott Anderson, WOSC, 13'2"; (4)Keith Wigley, GF, 13'2"; (5)Mike Gilbert, NNC, 12'8"(tie), Scott Healy, Will, 12'8"; (7)Ken Helm, Will, 12'8".

100M - (1)Greg Will, Lin, 11.22; (2)Ron Mobley, WOSC, 11.33; (3)Tom Mell, LC, 11.49; (4)Rich Torquato, Will, 11.51; (5)Tim Biamont, WOSC, 11.57; (6)Kurt Hargett, WOSC, 11.63; (7)Tim Hyatt, GF, 11.93.

800M - (1)Rob MacGinnitie, Will, 1:54.72; (2)Todd Thomas, SOSC, 1:54.86; (3)Steve Uomini, Will, 1:55.45; (4)Dave Beck, SOSC, 1:59.53; (5)Randy Swigart, GF, 1:59.72; (6)Ed Esse, WO, 2:00.7; (7)Rocky Baker, LC, 2:01.5.

400M HURDLES - (1)Bob DeVlydere, Will, 53.33; (2)Randy Reason, Lin, 54.52; (3)Tim Rupp, SOSC, 55.40; (4)Mike Gilbert, NNC, 55.58; (5)Sam Lapray, Will, 55.68; (6)Randy Folker, Will, 57.08; (7)Craig McKee, Will, 58.03; (8)Jeff Jacobs, WOSC, 58.77.

JAVELIN THROW - (1)Mike Keizur, WOSC, 204'11"; (2)Michael County, SOSC, 190'10"; (3)Allen Perkins, SOSC, 180'5"; (4)Rusty Lorenz, Will, 173'8"; (5)Cary Dovenberg, 172'9"; (6)Mark Garvey, Lin, 164'9".

200M - (1)Greg Will, Lin, 21.8; (2)Karl Findling, WOSC, 22.2; (3)Tim Biamont, WOSC, 22.6; (4)Curtis Brown, Lin, 22.9; (5)D.J. Bransom, SOSC, 23.1; (6)Tim Sievers, NNC, 23.3;

5000M - (1)Tad Woosley, WOSC, 14:55.3; (2)Joe Alward, Lin, 14:59.7; (3)Mike Kennedy, Lin, 15:07.8; (4)Greg Miller, EOSC, 15:08.8; (5)James Edmark, Will, 15:22.4; (6)Dan O'Leary, Lin, 15:25.1.

1600M RELAY - (1)Western Oregon (Fahey, Hargett, Mobley, Gilbert), 3:19.59; (2)Willamette, 3:19.98; (3)Linfield, 3:21.79; (4)Lewis & Clark, 3:25.73; (5)Northwest Nazarene, 3:25.76; (6)Southern Oregon, 3:26.18; (7)George Fox, 3:29.16.

DISTRICT TRACK & FIELD CHAMPIONSHIPS - WILLAMETTE - May 9 & 10, 1986 (Men)

TEAM SCORES: Southern Oregon 174, Western Oregon 1663/5, Willamette 1567/10, Linfield 953/5, Lewis & Clark 36, George Fox 343/5, Eastern Oregon 30, Northwest Nazarene 15½

HAMMER THROW - (1)Glen Hill, WOSC, 178'9"; (2)Phil Killinger, Lin, 164'8"; (3)Brian Caster, Lin, 164'8"; (4)Scott Polen, WOSC, 158'9"; (5)Jim Gorman, Will, 153'10"; (6)Soren Sorenson, 152'0"; (7)Mike Watts, GF, 147'5"; (8)Doug Dean, Lin, 146'5".

10,000M - (1)Kirk Reynolds, LC, 31:42.21; Greg Miller, EOSC, 31:46.72; Jerred Gildehaus, GF, 31:51.79; Andy Libert, Will, 32:02.26; Ray Whitlow, Lin, 32:06.32; David Gilroy, Will, 32:22.57; Dwight Larabee, GF, 32:30.03; Joshua Sacon, SOSC, 32:40.01; Kevin Wright, NNC, 32:51.41; Bob Frost, Lin, 32:51.89.

LONG JUMP - (1)Joe Hill, SOSC, 22'10½"; (2)Kevin Connors, Will, 22'5"; (3)Kelly Ferrenburg, Lin, 22'1"; (4)Larry Conaway, WOSC, 21'103/4"; (5)Ron Mobley, WOSC, 21'10½"; (6)Kurt Hargett, WOSC, 21'63/4"; (7)Randy Coombs, LC, 21'6½"; (8)Les Harrison, GF, 20'7½".

DISCUS THROW - (1)Soren Sorenson, WOSC, 157'10"; (2)Ivan Parker, SOSC, 155'11"; (3)Mike Watts, GF, 146'6"; (4)Paul Maddox, GF, 140'3"; (5)Doug Sommer, Will, 139'6"; (6)Steve Curl, NNC, 139'1"; (7)Mike Schaan, SOSC, 135'3"; (8)Arnold Wardwell, SOSC, 132'1".

HIGH JUMP - (1)Joe Hill, SOSC, 6'6"; (2)Shawn Granger, SOSC, 6'6"; (3)Dwight French, WOSC, 6'5"; (4)Kevin Connors, Will, 6'3"; (5)tie Bryant Anderson, Lin, 6'1", Jim Holmes, WOSC, 6'1", Scott Healy, Will, 6'1", Rob Kliever, Will, 6'1", Keith Wrigley, GF, 6'1";

STEEPLECHASE - (1)Jason Sele, WOSC, 9:24.32; (2)James Edmark, Will, 9:27.71; (3)Ron Ares, LC, 9:44.75; (4)Duke Ritenhouse, LC, 9:48.14; (5)Brad Holbrook, SOSC, 9:48.42; (6)Scott Ball, GF, 9:55.41; (7)Doug Winn, Will, 10:05.79; (8)Dan Price, GF, 10:05.94; (9)Robert Crandall, 10:19.

SHOTPUT - (1)Ivan Parker, SOSC, 55'3"; (2)Michael County, SOSC, 48'7"; (3)Kellev Highberger, WOSC, 47'11"; (4)Arnold Wadwell, SOSC, 47'11"; (5)Soren Sorenson, WOSC, 47'5"; (6)Hank Wyborne, NNC, 46'6½"; (7)Matt Lydum, WOSC, 45'8"; (8)Randy Beetchow, EOSC, 41'11½".

TRIPLE JUMP - (1)Kevin Connors, Will, 47'0"; (2)Kele Marsters, Lin, 46'1¼"; (3)John Prevedello, Lin, 44'7½"; (4)Dwight French, WOSC, 44'23/4"; (5)Scott Anderson, WOSC, 42'11¼"; (6)Shawn Granger, SOSC, 42'4¼"; (7)Jerry Fuls, GF, 41'73/4"; (8)Keith Wigley, GF, 41'7".

10,000M WALK - (1)Randy Jacobs, Will, 50:37.8; (2)Fred Clair, EOSC, 53:44.6; (3)Troy O'Donnell, Will, 59:54.4; (4)Mark Willamen, SOSC, 1:01:07.2.

400M RELAY - (1)Western Oregon (Biamont, Taylor, Findling, Mobley), 41.7; (2)Willamette, 43.3; (3)Southern Oregon, 43.3; (4)Lewis & Clark, 43.7; (5)Northwest Nazarene, NT; (6)George Fox, NT.

1500M - (1)Dave Beck, SOSC, 3:56.42; (2)Brandt Lind, WOSC, 3:57.03; (3)Todd Thomas, SOSC, 4:00.69; (4)Joe Alward, Lin, 4:02.48; (5)Ron Ares, LC, 4:02.58; (6)Andy Mithcell, Will, 4:05.59; (7)Dan O'Leary, Lin, 4:07.39; (8)Jason Sele, WOSC, 4:09.3; (9)John Schrock, WOSC, 4:14.04; (10)David Jordan, WOSC, 4:25.4.

110M HURDLES - (1)Sam Lapray, Will, 15.02; (2)Tim Rupp, SOSC, 15.27; (3)Kevin Taylor, SOSC, 15.69; (4)Larry Conaway, WOSC, 16.04; (5)Keith Wigley, GF, 16.42; (6)Craig McKee, Will, 16.45; (7)Tim Dahlin, GF, 16.74.

DISTRICT TRACK & FIELD CHAMPIONSHIPS - MEN'S RESULTS CONT'D

400M - (1)David Searce, Will, 48.64; (2)Karl Findling, WOSC, 48.88; (3)D.J. Branson, SOSC, 49.56; (4)Jim Fahey, WOSC, 49.86; (5)Tim Sievers, NNC, 50.76.

POLE VAULT - (1) Kevin Taylor, SOSC, 14'0"; (2)Cary Dovenberg, SOSC, 13'2"; (3)Scott Anderson, WOSC, 13'2"; (4)Keith Wigley, GF, 13'2"; (5)Mike Gilbert, NNC, 12'8"(tie), Scott Healy, Will, 12'8"; (7)Ken Helm, Will, 12'8".

100M - (1)Greg Will, Lin, 11.22; (2)Ron Mobley, WOSC, 11.33; (3)Tom Mell, LC, 11.49; (4)Rich Torquato, Will, 11.51; (5)Tim Biamont, WOSC, 11.57; (6)Kurt Hargett, WOSC, 11.63; (7)Tim Hyatt, GF, 11.93.

800M - (1)Rob MacGinnitie, Will, 1:54.72; (2)Todd Thomas, SOSC, 1:54.86; (3)Steve Uomini, Will, 1:55.45; (4)Dave Beck, SOSC, 1:59.53; (5)Randy Swigart, GF, 1:59.72; (6)Ed Esse, WO, 2:00.7; (7)Rocky Baker, LC, 2:01.5.

400M HURDLES - (1)Bob DeVlydere, Will, 53.33; (2)Randy Reason, Lin, 54.52; (3)Tim Rupp, SOSC, 55.40; (4)Mike Gilbert, NNC, 55.58; (5)Sam Lapray, Will, 55.68; (6)Randy Folker, Will, 57.08; (7)Craig McKee, Will, 58.03; (8)Jeff Jacobs, WOSC, 58.77.

JAVELIN THROW - (1)Mike Keizur, WOSC, 204'11"; (2)Michael County, SOSC, 190'10"; (3)Allen Perkins, SOSC, 180'5"; (4)Rusty Lorenz, Will, 173'8"; (5)Cary Dovenberg, 172'9"; (6)Mark Garvey, Lin, 164'9".

200M - (1)Greg Will, Lin, 21.8; (2)Karl Findling, WOSC, 22.2; (3)Tim Biamont, WOSC, 22.6; (4)Curtis Brown, Lin, 22.9; (5)D.J. Bransom, SOSC, 23.1; (6)Tim Sievers, NNC, 23.3;

5000M - (1)Tad Woosley, WOSC, 14:55.3; (2)Joe Alward, Lin, 14:59.7; (3)Mike Kennedy, Lin, 15:07.8; (4)Greg Miller, EOSC, 15:08.8; (5)James Edmark, Will, 15:22.4; (6)Dan O'Leary, Lin, 15:25.1.

1600M RELAY - (1)Western Oregon (Fahey, Hargett, Mobley, Gilbert), 3:19.59; (2)Willamette, 3:19.98; (3)Linfield, 3:21.79; (4)Lewis & Clark, 3:25.73; (5)Northwest Nazarene, 3:25.76; (6)Southern Oregon, 3:26.18; (7)George Fox, 3:29.16.

EVENT 10,000M WALK - MEN

NAIA DIST. II

5/9/86

LANE	PLACE	COMPETITOR	SCHOOL	TIME
1		Mark Willamen	SO	
2		Randy Jacobs	Will	
3		Troy O'Donnell	Will	
4		Dan Price	GF	
5		Fred Clair	EO	
6		Trent Jones	L&C	
7				
8				

EVENT 400M RELAY - WOMEN

NAIA DIST. II

5/9/86

LANE	PLACE	COMPETITOR	SCHOOL	TIME
1				
2				
3		Southern Oregon		
4		Willamette		
5		Western Oregon		
6		Linfield		
7		Lewis & Clark		
8				

LANE	PLACE	COMPETITOR	SCHOOL	TIME
1				
2		Western Oregon		
3		Willamette		
4		Lewis & Clark		
5		Southern Oregon		
6		Northwest Nazarene		
7		George Fox		
8		Linfield		

EVENT

1500m RUN - MEN

NAIA DISTRICT #2

5/9/86

LANE	PLACE	COMPETITOR	SCHOOL	TIME
1		DAN O'LEARY	LIN	
2		BRANDT LIND	WO	
3		DAVE BECK	SO	
4		TODD THOMAS	SO	
5		JASON SELE	WO	
6		DAVID JORDAN	WO	
7		RON ARES	L&C	
8		ANDY MITCHELL	WILL	
9		JOHN SCHROCK	WO	
10		JOE ALWARD	LIN	

LANE	PLACE	COMPETITOR	SCHOOL	TIME
1				
2		Keith Wigley	GF	
3		Sam Lapray	Will	
4		Tim Dahlin	GF	
5		Craig McKee	Will	
6		Larry Conaway	WO	
7		Tim Rupp	SO	
8		Kevin Taylor	SO	

EVENT

400M DASH - MEN

NAIA DISTRICT #2

5/9/86

LANE	PLACE	COMPETITOR	SCHOOL	TIME
1				
2		KARL FINDLING	WO	
3		JIM FAHEY	WO	
4		D.J. BRANSOM	SO	
5		DAVID SCEARCE	WILL	
6		TIM SIEVERS	NNC	
7		RICK CATALANI	WILL	
8				

EVENT

100m DASH - MEN

HIP#	LANE	PLACE	COMPETITOR	SCHOOL	TIME
	1		KURT HARGETT	WO	
	2		RICH TORQUATO	WILL	
	3		TIM BIAMONT	WO	
	4		TOM MELL	L&C	
	5		GREG WILL	LIN	
	6		LES TAYLOR	WO	
	7		RON MOBLEY	WO	
	8		TIM HYATT	GF	

EVENT 800M RUN - MEN

NAIA DISTRICT #2

5/10/86

HIP#	LANE	PLACE	COMPETITOR	SCHOOL	TIME
1 2 3	A 1 B C		ED ESSE ERIC JENSEN RANDY SWIGART	WO EO GF	
4 5 6	A 2 B C		DAVE BECK ROB MACGINNITIE BRANDT LIND	SO WILL WO	
7 8	A 3 B		STEVE VOMINI TODD THOMAS	WILL SO	
9 10	⁴ A B		TOM GEIGER ROCKY BAKER	L&C L&C	
	5				
	6				
	7				
	8				

EVENT 400m HURDLES -MEN

HIP#	LANE	PLACE	COMPETITOR	SCHOOL	TIME
	1		SAM LAPRAY	WILL	
	2		CRAIG McKEE	WILL	
	3		TIM RUPP	SO	
	4		BOB DeVLYDERE	WILL	
	5		RANDY REASON	LIN	
	6		MIKE GILBERT	NNC	
	7		RANDY FOLKER	WILL	
	8		JEFF JACOBS	WO	

EVENT

200m DASH - MEN

HIP#	LANE	PLACE	COMPETITOR	SCHOOL	TIME
	1		TIM SIEVERS	NNC	
	2		D.J. BRANSOM	SO	
	3		LES TAYLOR	WO	
	4		GREG WILL	LIN	
	5		KARL FINDLING	WO	
	6		TIM BIAMONT	WO	
	7		TOM MELL	L&C	
	8		CURTIS BROWN	LIN	

EVENT 5000m RUN - MEN NAIA DISTRICT #2 5/10/86 ---

LANE	PLACE	COMPETITOR	SCHOOL	TIME
1		TAD WOOLSEY	WO	
2		ROBERT CRANDALL	L&C	
3		KIRK REYNOLDS	L&C	
4		BRIAN REICK	WO	
5		DAVID GILROY	WILL	
6		DUKE RITENHOUSE	L&C	
7		GREG MILLER	EO	
8		DAN O'LEARY	LIN	
9		KEVIN WRIGHT	NNC	
10		DAVID JORDAN	WO	
11		RAY WHITLOW	LIN	
12		MIKE KENNEDY	LIN	
13		JOE ALWARD	LIN	
14		ANDY LIBERT	WILL	
15		JAMES EDMARK	WILL	

LANE	PLACE	COMPETITOR	SCHOOL	TIME
1				
2		Northwest Nazarene		
3		Western Oregon		
4		Linfield		
5		Southern Oregon		
6		George Fox		
7		Willamette		
8		Lewis & Clark		

Event SHOTPUT - MENTime 12:00Meet NAIA DIST. IIDate 5/9/86

COMPETITOR	No.	SCHOOL	PRELIMINARIES			ORDER IN FINALS	FINALS			PLACE	DISTANCE
			1st	2nd	3rd		1st	2nd	3rd		
LIGHT 1											
Ivan Parker		SO									
Michael County		SO									
Kelley Highberger		WO									
Arnold Wadwell		SO									
Hank Wyborne		NNC									
Soren Sorenson		WO									
LIGHT 2											
Kelly McDonald		Lin									
Matt Lydum		WO									
Randy Beetchnow		EO									
Brian Caster		Lin									
Jim Gorman		Will									

REMINDER: Distances less than 100 feet, measure to nearer lesser $\frac{1}{4}$ inch; Distances more than 100 feet, measure to nearer lesser inch.

Event JAVELIN THROW - MEN Time 12:00 Meet NAIA DIST. II Date 5/9/86

	COMPETITOR	No.	SCHOOL	PRELIMINARIES			ORDER IN FINALS	FINALS			PLACE	DISTANCE
				1st	2nd	3rd		1st	2nd	3rd		
GHT 1	Bob George		SO									
	Michael County		SO									
	Mike Keizur		WO									
	Allen Perkins		SO									
	Cary Dovenberg		SO									
GHT 2	Rich Blanchette		GF									
	Rusty Lorenz		Will									
	Dave Mueller		GF									
	Mark Garvey		Lin									
	Ken Rankin		EO									

REMINDER: Distances less than 100 feet, measure to nearer lesser $\frac{1}{4}$ inch; Distances more than 100 feet, measure to nearer lesser inch.

Event Pole VaultTime 12:00Meet NAIA Dist. IIDate 5/9/86

COMPETITOR	No.	SCHOOL											PLACE	HEIGHT
Steve Graham		GF												
Dave Elkins		GF												
Cary Dovenberg		SO												
Scott Anderson		WO												
Mike Gilbert		NNC												
Ken Helm		Will												
Larry Conaway		WO												
Scott Healy		Will												
Keith Wigley		GF												
Randy Coombs		L&C												
Kevin Taylor		SO												

X - Successful Attempt. O - Miss. P - Pass.

Date 5/9/86

[illegible]

REMINDER: Distances less than 100 feet, measure to nearer lesser $\frac{1}{4}$ inch; Distances more than 100 feet, measure to nearer lesser inch.

MEN
DISTRICT TRACK & FIELD CHAMPIONSHIPS - GEORGE FOX - May 10 & 11, 1985

TEAM SCORES - Western Oregon 153; Willamette 140; Linfield 119; Lewis & Clark 97; Southern Oregon 90; George Fox 70; Northwest Nazarene 43; Pacific 0.

100 METERS - Tom Mell, L&C, 10.6; Torrae Harry, WOSC, 10.6; Rich Torquato, WU, 10.7; Greg Beery, L&C, 10.8; Brian Gillstrap, WU, 10.9; Kelly Ferrenburg, L, 11.0.

200 METERS - Greg Will, L, 21.9; Torrae Harry, WOSC, 22.0; Tom Mell, L&C, 22.1; Karlin Findling, WOSC, 22.2; Greg Beery, L&C, 22.6; Tim Biamont, WOSC, 22.7.

400 METERS - Karl Findling, WOSC, 48.5; Jim Fahey, WOSC, 49.1; Mike Gilbert, NNC, 49.2; Sid Elliott, WU, 49.3; Dean Raan, GF, 49.5; David Scearce, WU, 49.7.

800 METERS - Tom Geiger, L&C, 1:53.7; Rob MacGinnittie, WU, 1:53.8; John Mike McHugh, WOSC, 1:54.9; Brandt Lind, WOSC, 1:55.6; Mike Dixon, WOSC, 1:56.0; Steve Uomini, WU, 1:56.7.

1500 METERS - Jesse Gore, L, 3:53.8; Brandt Lind, WOSC, 3:56.2; Dave Beck, SOSC, 3:58.0; Andy Mitchell, WU, 3:59.7; Mark Mohnen, WOSC, 4:00.2; Ken James, WOSC, 4:00.8.

5000 METERS - Mike Friess, L, 14:47.2; Joe Alward, L, 14:57.8; James Wyatt, L, 14:59.5; David Gilroy, WU, 15:01; Paul Yunker, WU, 15:20; Bob Frost, L, 15:22.2.

10,000 METERS - James Wyatt, L, 31:47; Paul Yunker, WU, 31:50; David Gilroy, WU, 31:54; Bob Frost, L, 32:17; Ray Whitlow, L, 32:18; Jeff Wilson, L&C, 32:47.

110 METER HIGH HURDLES - Adolphus Onus, GF, 14.1; Tim Rupp, SOSC, 15.0; Curtis Thorne, WU, 15.1; Tyler Graham, WU, 15.1; Bob DeVyldere, WU, 15.5; Craig McKee, WU, 15.8.

400 METER INTERMEDIATE HURDLES - Dave Erickson, L, 53.6; Bob DeVyldere, WU, 54.1; Tim Rupp, SOSC, 55.1; Tyler Graham, WU, 55.4; Scott Wallace, NNC, 56.7; Dave Driesner, GF, 57.8.

STEEPLECHASE(3000M) - John Oord, NNC, 9:31.5; James Edmark, WU, 9:32.7; Ken James, WOSC, 9:37.5; Duke Ritenhouse, L&C, 9:42.0; Ron Ares, L&C, 9:47.3; Tom Geiger, L&C, 9:52.2.

JAVELIN - Mike Keisur, WOSC, 219-10; Dave Wagner, L, 212-4; Eric Nelson, WOSC, 208-5; Doug Ladd, WOSC, 205-9; Brad Bales, WU, 201-8; Doug Edwards, NNC, 199-1.

DISCUS - Jim Parker, SOSC, 154-5; Deron Lord, L&C, 153; Nathan Whitham, GFC, 151-5; Randy Settell, SOSC, 150-4; Mike Watta, GFC, 148-6; Paul Maddox, GFC, 145-7.

SHOTPUT - Randy Settell, SOSC, 53-1 1/2; Ivan Jim Parker, SOSC, 52-2 1/4; David Novotney, WU, 51-9; Mike Pressley, L&C, 51-5 3/4; Deron Lord, L&C, 48-9 3/4; Hank Wyborne, NNC, 44-11 1/2.

HAMMER - Derron Lord, L&C, 160-6; Scott Polen, WOSC, 157-10; Nathan Whitham, GFC, 156-4; Larry Burris, WOSC, 151-11; Jim Gorman, WU, 151-9; Kyle Kobow, Lin, 148-7;

HIGH JUMP - Joe Hill, SOSC, 6-8 1/2; Keith Wigley, GFC, 6-5; Larry Conaway, WOSC, 6-3; Shaun Granger, SOSC, 6-1; Pat Meyer, L&C, 6-1; Scott Healy, WU, 5-11.

POLE VAULT - Kevin Taylor, SOSC, 14-6; Randy Coombs, L&C, 13-10; Mike Gilbert, NNC, 13-6; Doug Edwards, NNC, 13-6; Kelly Carter, WOSC, 13-6; Ken Helm, WU, 13-6.

LONG JUMP - Larry Conaway, WOSC, 22-4 3/4; Kevin Connors, WU, 22-3; Kelly Ferrenburg, Lin, 21-10 1/2; Dave Erickson, Lin, 21-9 1/2; Randy Folker, WU, 21-6; Ron Mobley, WOSC, 21-4.

TRIPLE JUMP - Kevin Connors, WU, 47-3; Jeff Bowman, Lin, 44-4 1/2; John Prevedello, Lin, 44-4; Kele Marsters, Lin, 43-7 1/2; Shaun Granger, SOSC, 42-7 1/2; Scott Anderson, WOSC, 42-1.

400 RELAY - Western Oregon, 41.9; Lewis & Clark, 42.2; Willamette, 43.2; Southern Oregon, 43.9; Northwest Nazarene, 45.3.

MILE RELAY - Western Oregon, 3:19.2; George Fox, 3:19.4; Willamette, 3:22.7; Northwest Nazarene, 3:24.0; Linfield, 3:24.3; Lewis & Clark, 3:24.3.

10K WALK - Trent Jones, L&C, :51:19.6; Randy Jacobs, WU, :51:21.2; Jeff Kilday, WU, :58:11.9; Dan Price, GFC, :59:40.8; Mark Willaman, SOSC, 1:00:55.0; Troy O'Donnell, WU, 1:02:18.4.

DISTRICT RANKINGS MENS TRACK

100m (11.2)

1. Will (Lin)	10.4
2. Torquato (Wil)	10.5
2. Mell (LC)	10.5
2. Taylor (WO)	10.5
3. Mobley (WO)	10.8
3. Biamont (WO)	10.8
4. Joelson (Wil)	10.9
5. Brown (Lin)	11.0
5. Hyatt (GF)	11.0
5. Mueller (GF)	11.0
5. Hargett (WO)	11.0

200m (22.8)

1. Will (Lin)	21.6
2. Mell (LC)	22.0
3. Brown (Lin)	22.1
4. Findling (WO)	22.2
4. Taylor (WO)	22.2
5. Ussery (LIN)	22.3
6. Torquato (WIL)	22.4
7. Mueller (GF)	22.6
7. Biamont (WO)	22.6
7. Mobley (WO)	22.6
8. Searce (Wil)	22.7

400m (50.6)

Findling (WO)	49.1
Searce (WIL)	49.8
Ussery (LIN)	50.0
Gilbert (NNC)	50.0
Bransom (SO)	50.04
Fahey (WO)	50.1
Harry (WO)	50.1
Catalani (WIL)	50.1
Sievers (NNC)	50.2
Uomini (WIL)	50.3
Clark (LC)	50.92

800m (1:57.5)

Esse (WO)	1:54.4
Uomini (WIL)	1:54.5
MacGinnite (WIL)	1:55.2
Thomas (SO)	1:56.7
Lind (WO)	1:57.0
Beck (SO)	1:57.6
Mitchell (WIL)	1:58.4
Bishop (SO)	2:00.7
Swigert (GF)	2:01.6

1500m (4:02.2)

Lind (WO)	3:57
Alward (LIN)	3:57.1
Esse (WO)	3:58
Mitchell (WIL)	3:58.2
Thomas (SO)	3:59.8
Beck (SO)	4:01.8
Ball (GF)	4:08.1

3000m SC (9:52.1)

Ares (LC)	9:17.42
Sele (WO)	9:20
Edmark (WIL)	9:27.20
Ritenhouse (LC)	9:33.5
Geiger (LC)	9:39.9
Ball (GF)	9:45.5
Kennedy (LIN)	9:46.0
Winn (WIL)	10:01.7
Reick (WO)	10:15

5000m (15:23.4)

Alward (LNF)	14:34.0
Filgner (WO)	14:50
Woosley (WO)	14:52
O'Leary (LNF)	15:03.1
Gilroy (WIL)	15:03.9
Edmark (WIL)	15:04.7
Jordan (WO)	15:13
Reynolds (LC)	15:13.5
Whitlow (LNF)	15:17.9
Gildehaus (GF)	15:24.1

10,000m (33:13.0)

Whitlow (LNF)	31:57.4
Reynolds (LC)	32:16.7
Libert (WIL)	32:22
Kelly (WIL)	32:36

110HH (15.4)

Rupp (SO)	14.8
Lapray (WIL)	14.9
Wigley (GF)	15.1
Taylor (SO)	15.5
DeVylidere (WIL)	15.57
Lorenz (WIL)	15.6
Mckee (WIL)	15.8
Dahlin (GF)	16.0
Huemueller (NNC)	16.5

400IH (57.4)

DeVylidere (WIL)	53.8
Reason (LIN)	55.0
Gilbert (NNC)	55.7
Folker (WIL)	55.9
Scanlon (LIN)	56.3
Rupp (SO)	57.1
McKee (WIL)	58.0
Blanchette (GF)	58.5
Dahlin (GF)	58.9
CoBlens (WO)	61.1

400 Relay

Western Oregon	41.8
Willamette	42.3
Lewis @ Clark	43.25
Southern Oregon	43.7
George Fox	43.8
Northwest Nazarene	44.1
Linfield	44.9

1600M Relay

Willamette	3:20.5
Northwest Nazarene	3:28.3
Lewis @ Clark	3:28.6
Southern Oregon	3:29.3
George Fox	3:30.8
Linfield	3:32.1
Western Oreogn	NA

(143-2)			Pole Vault (13-2)			Triple Jump (42-9)		
Hill	(WO)	181-0	Taylor	(SO)	15-7	Connors	(WIL)	48-0
Caster	(LIN)	174-6	Lorenz	(WIL)	14-1 $\frac{1}{4}$	Marsters	(LIN)	44-7 $\frac{1}{2}$
Polen	(WO)	168-0	Coombs	(LC)	14-0	Prevedello	(LIN)	44-5 $\frac{1}{2}$
Killinger	(LIN)	161-3	Helm	(WIL)	13-6	Wigley	(GF)	43-9
Gorman	(WIL)	160-1	Healy	(WIL)	13-6	Fuls	(GF)	43-3 $\frac{1}{2}$
Dean	(LIN)	155-2	Wigley	(GF)	13-6	Granger	(SO)	42-4 $\frac{1}{2}$
Watts	(GF)	151-10	Gilbert	(NNC)	13-6	Harget	(WO)	42-0
Elkins	(GF)	147-0	Elkins	(GF)	13-2	French	(WO)	41-6
Sorenson	(WO)	146-0	Houts	(LC)	13-0	Eugene	(SO)	41-1 $\frac{1}{4}$
Parker	(SO)	144-0	Dovenberg	(SO)	13-0	Kordich	(SO)	41- $\frac{1}{4}$
McClelland	(WO)	144-0	Edwards	(NNC)	13-0	Smartt	(WIL)	40-63/
Long Jump (21-5)			High Jump (6-1)			Javelin (171-0)		
Hill	(SO)	22-8	Hill	(SO)	6-8	George	(SO)	222-0
Mobley	(WO)	22-5	Granger	(SO)	6-8	County	(SO)	201-11
Hargett	(WO)	22-1 $\frac{1}{2}$	Lorenz	(WIL)	6-7 $\frac{1}{4}$	Keizur	(WO)	198-0
Ferrenberg	(LIN)	22-1	French	(WO)	6-63/4	Perkins	(SO)	191-9
Connors	(WIL)	21-11 $\frac{1}{2}$	Wigley	(GF)	6-6 $\frac{1}{4}$	Edwards	(NNC)	187-2
Fuls	(GF)	21-9 $\frac{1}{2}$	Kliwer	(WIL)	6-4	Dovenberg	(SO)	184-6
Coombs	(LC)	21-8 $\frac{1}{2}$	Connors	(WIL)	6-3 $\frac{1}{4}$	Blanchette	(GF)	177-10
Graham	(GF)	21-5	Holmes	(WO)	6-2	Mueller	(GF)	173-7
Jacobs	(WO)	21-0	Huemueller	(NNC)	6-0	Lorenz	(WIL)	170-7
Clark	(WO)	21-0	Gilbert	(NNC)	6-0	Paulson	(WO)	168-0
Wigley	(GF)	20-10 $\frac{1}{2}$						
Shot Put (46-9)			Discus (140-5)					
Parker	(SO)	56-5 $\frac{1}{2}$	Parker	(SO)	158-4			
County	(SO)	48-4	Schaan	(SO)	155-4 $\frac{1}{2}$			
Highberger	(WO)	48-0	Maddox	(GF)	152-10			
Wardell	(SO)	47-11	Watts	(GF)	148-11			
Wyborne	(NNC)	47-8	McDonald	(LIN)	147-9			
Sorenson	(WO)	46-0	Sommer	(WIL)	147-3			
Lydum	(WO)	45-11	Sorenson	(WO)	142-0			
Watts	(GF)	45-5	Caster	(LIN)	141-8			
Pykkonen	(WIL)	41-7	Curl	(NNC)	138-7			
Burke	(WO)	41-6	Wardell	(SO)	138-7			
Gorman	(WIL)	41- $\frac{1}{4}$	Pykkonen	(WIL)	134-7			

MEN'S DISTRICT TRACK RANKINGS

rev 5-5-86

100m	(11.2)	200m	(22.8)	400m	(50.6)
Will (Lin)	10.4	Will (LIN)	21.81	Scearce (WIL)	49.0
Torquato (Wil)	10.5	Brown (LIN)	22.1	Findling (WO)	49.1
Mell (LC)	10.5	Findling (WO)	22.1	Ussery (Lin)	49.6
Taylor (WO)	10.5	Mell (LC)	22.14	Taylor (WO)	49.8
Mobley (WO)	10.8	Taylor (WO)	22.2	Bransom (SO)	49.87
Biamont (WO)	10.8	Ussery (LIN)	22.3	Gilbert (NNC)	50.0
Findling (WO)	10.81	Torquato (Wil)	22.4	Fahey (WO)	50.1
Joelson (WIL)	10.9	Mobley (WO)	22.55	Harry (WO)	50.1
Hargett (WO)	10.95	Biamont (WO)	22.56	Catalani (Wil)	50.1
		Bransom (SO)	22.57	Sievers (NNC)	50.2

800m	(1:57.5)	1500m	(4:02.2)	3000m SC	(9:52.1)
Esse (WO)	1:54.4	Lind (WO)	3:57	Ares (LC)	9:17.42
Uomini (WIL)	1:54.5	Alward (LIN)	3:57.1	Sele (WO)	9:20
Macginnite (WIL)	1:55.2	Esse (WO)	3:58	Edmark (WIL)	9:27.20
Thomas (SO)	1:55.8	Mitchell (WIL)	3:58.2	Ritenhouse (LC)	9:33.5
Beck (SO)	1:56.25	Thomas (SO)	3:59.8	Geiger (LC)	9:39.9
Lind (wo)	1:56.93	Geiger (LC)	4:00.87	Reynolds (LC)	9:40.68
Mitchell (WIL)	1:57.1	Woosley (WO)	4:00.88	<u>Ball (GF)</u>	<u>9:45.5</u>
Geiger (LC)	1:58.1	Kennedy (LC)	4:01.45	<u>Kennedy (LIN)</u>	<u>9:46.0</u>
Baker (LC)	1:59.88	Beck (SO)	4:01.8	Crandell (LC)	9:59.20
Ares (LC)	2:00.0	Sele (WO)	4:01.99	Winn (WIL)	10:01.7

5000m	(15:23.4)	10,000M	(33:13.0)	110HH	(15.4)
Alward (LIN)	14:34.0	Whitlow (LIN)	31:57.4	Rupp (SO)	14.8
Tilgner (WO)	14:50	Reynolds (LC)	32:16.7	Lapray (WIL)	14.9
Woosley (WO)	14:52	Libert (WIL)	32:22	Lorenz (WIL)	15.0
O'Leary (LIN)	15:03.1	Kelly (WIL)	32:36	<u>Wigley (GF)</u>	<u>15.1</u>
Gilroy (WIL)	15:03.9			Taylor (SO)	15.2
Edmark (WIL)	15:04.7			Conaway (WO)	15.22
Jordan (WO)	15:13			DeVylidere (WIL)	15.57
Reynolds (LC)	15:13.5			McKee (WIL)	15.8
Whitlow (LIN)	15:17.9			<u>Dahlin (GF)</u>	<u>16.0</u>
<u>Gildehaus (GF)</u>	<u>15:24.1</u>			<u>Hodl (LIN)</u>	<u>16.2</u>

400IH	(57.4)	400m Relay		1600m Relay	
DeVylidere (WIL)	53.8	Western Oregon	41.8	Willamette	3:20.5
Reason (LIN)	55.0	Willamette	42.3	Western Oregon	3:24.32
Gilbert (NNC)	55.7	Linfield	42.67	Lewis @ Clark	3:27.02
Lapray (WIL)	55.7	Lewis @ Clark	43.25	Southern Oregon	3:27.64
Folker (WIL)	55.9	Southern Oregon	43.7	*Linfield*	3:26.37
Scanlon (LIN)	56.3	<u>George Fox</u>	<u>43.8</u>	Northwest Nazarene	3:28.3
Rupp (SO)	56.5	Northwest Nazarene	44.1	<u>George Fox</u>	<u>3:30.8</u>
McKee (WIL)	58.0				
<u>Blanchett (GF)</u>	<u>58.5</u>				
<u>Dahlin (GF)</u>	<u>58.9</u>				
Jacobs (WO)	59.96				
Coblens (WO)	60.7				

Men's District Track Continued...

Hammer (143-2)			Pole Vault (13-2)			Triple Jump (42-9)		
Hill	(WO)	183-8	Taylor	(SO)	15-7	Connors	(WIL)	48-0
Caster	(LIN)	184-6	Lorenz	(WIL)	14-1 $\frac{1}{2}$	Marsters	(LIN)	44-7 $\frac{1}{2}$
Polen	(WO)	168-0	Coombs	(LC)	14-0	Prevedello	(LIN)	44-5 $\frac{1}{2}$
Killinger	(LIN)	166-7	Wigley	(GF)	14-0	Anderson	(WO)	44-0
Gorman	(WIL)	160-1	Anderson	(WO)	13-6	Wigley	(GF)	43-9
Dean	(LIN)	156-8	Helm	(WIL)	13-6	Fuls	(GF)	43-3 $\frac{1}{2}$
Sorenson	(WO)	153-0	Healy	(WIL)	13-6	Robinson	(LC)	42-6
Watts	(GF)	152-2	Gilbert	(NNC)	13-6	Granger	(SO)	42-4 $\frac{1}{2}$
Elkins	(GF)	147-0	Elkins	(GF)	13-2	Harget	(WO)	42-0
Parker	(SO)	146-8				French	(WO)	41-6
McClelland	(WO)	144-0						

Long Jump (21-5)			High Jump (6-1)			Javelin (171-0)		
Hill	(SO)	22-8	Hill	(SO)	6-8	George	(SO)	222-0
Mobley	(WO)	22-5	Granger	(SO)	6-8	County	(SO)	201-11
Hargett	(WO)	22-1 $\frac{1}{2}$	Lorenz	(WIL)	6-7 $\frac{1}{2}$	Keizur	(WO)	198-0
Ferrenberg	(LIN)	22-1	French	(WO)	6-6 $\frac{3}{4}$	Perkins	(SO)	191-9
Connors	(WIL)	21-11 $\frac{1}{2}$	Wigley	(GF)	6-6 $\frac{1}{2}$	Edwards	(NNC)	187-2
Fuls	(GF)	21-9 $\frac{1}{2}$	Kliwer	(WIL)	6-4	Dovenberg	(SO)	184-6
Coombs	(LC)	21-8 $\frac{1}{2}$	Connors	(WIL)	6-3 $\frac{1}{4}$	Blanchette	(GF)	177-10
Graham	(GF)	21-5	Healy	(WIL)	6-2 $\frac{3}{4}$	Mueller	(GF)	173-7
Jacobs	(WO)	21-0	Holmes	(WO)	6-2	Lorenz	(WIL)	172-5
Clark	(WO)	21-0	Anderson	(LIN)	6-2	Garvey	(LIN)	171-8
Wigley	(GF)	20-10 $\frac{1}{2}$	Carmen	(WIL)	6-2	Paulson	(WO)	168-0

Shot Put (46-9)			Discus (140-5)		
Parker	(SO)	56-5 $\frac{1}{2}$	Sorenson	(WO)	159-3
County	(SO)	48-4	Parker	(SO)	158-7
Highberger	(WO)	48-0	Schaan	(SO)	155-4 $\frac{1}{2}$
Wardwell	(SO)	47-11	Maddox	(GF)	152-10
Wyborne	(NNC)	47-8	Watts	(GF)	148-11
Sorenson	(WO)	47-3 $\frac{1}{2}$	McDonald	(LIN)	147-9
Lydum	(WO)	45-11	Sommer	(WIL)	147-3
Watts	(GF)	45-5	Caster	(LIN)	141-8
McDonald	(LIN)	44-5 $\frac{1}{2}$	Curl	(NNC)	138-7
Pykkonen	(WIL)	41-7	Wardwell	(SO)	138-7

NAIA DISTRICT #2
TRACK AND FIELD CHAMPIONSHIPS
LEWIS & CLARK COLLEGE
MAY 9-10, 1986

SCHOOL George Fox College COACH Rich Allen PHONE 538-8383, Ext. 252

Please type or print the first and last name of the athlete.
Enter the best 1986 performance after the name.
List the athletes with the best performances first.

* * * * * MEN * * * * *

EVENT	NAME	MARK	EVENT	NAME	MARK
100m	1. <u>Tim Hyatt</u>	<u>11.0</u>	200m	1. <u>Dave Mueller</u>	<u>22.6</u>
	2. <u>Dave Mueller</u>	<u>11.0</u>		2. <u>Tim Hyatt</u>	<u>23.4</u>
	3. _____	_____		3. _____	_____
	4. _____	_____		4. _____	_____
	5. _____	_____		5. _____	_____
	6. _____	_____		6. _____	_____
400m	1. _____	_____	800m	1. <u>Randy Swigart</u>	<u>2:00.3</u>
	2. _____	_____		2. _____	_____
	3. _____	_____		3. _____	_____
	4. _____	_____		4. _____	_____
	5. _____	_____		5. _____	_____
	6. _____	_____		6. _____	_____
1500m	1. <u>Scott Ball</u>	<u>4:08.1</u>	3000m SC	1. <u>Scott Ball</u>	<u>9:45.5</u>
	2. <u>Mark Protzman</u>	<u>4:13.6</u>		2. <u>Dan Price</u>	<u>10:11.5</u>
	3. _____	_____		3. _____	_____
	4. _____	_____		4. _____	_____
	5. _____	_____		5. _____	_____
	6. _____	_____		6. _____	_____
5000m	1. <u>Jerred Gildehaus</u>	<u>15:24.1</u>	10,000m	1. <u>Dwight Larabee</u>	<u>nt</u>
	2. <u>Dwight Larabee</u>	<u>15:45.0</u>		2. <u>Jerred Gildehaus</u>	<u>nt</u>
	3. _____	_____		3. _____	_____
	4. _____	_____		4. _____	_____
	5. _____	_____		5. _____	_____
	6. _____	_____		6. _____	_____
110m H	1. <u>Keith Wigley</u>	<u>15.1</u>	400m H	1. <u>Rich Blanchette</u>	<u>58.5</u>
	2. <u>Tim Dahlin</u>	<u>16.0</u>		2. <u>Tim Dahlin</u>	<u>58.9</u>
	3. _____	_____		3. _____	_____
	4. _____	_____		4. _____	_____
	5. _____	_____		5. _____	_____
	6. _____	_____		6. _____	_____

4x100m	1. <u>Tim Hyatt</u>	<u>43.8</u>	4x400m	1. <u>Dave Mueller</u>	<u>3:30.8</u>
	2. <u>Dave Mueller</u>			2. <u>Steve Graham</u>	
	3. <u>Steve Graham</u>			3. <u>Jerry Fuls</u>	
	4. <u>Keith Wigley</u>			4. <u>Keith Wigley</u>	
	5. <u>Jerry Fuls</u>			5. <u>Randy Swigart</u>	
	6. <u>Les Harrison</u>			6. <u>Mark Protzman</u>	
High Jump	1. <u>Keith Wigley</u>	<u>6-6½</u>	Pole Vault	1. <u>Keith Wigley</u>	<u>14-0</u>
	2. _____			2. <u>Dave Elkins</u>	<u>13-2</u>
	3. _____			3. <u>Steve Graham</u>	<u>12-6</u>
	4. _____			4. _____	
	5. _____			5. _____	
	6. _____			6. _____	
Long Jump	1. <u>Jerry Fuls</u>	<u>21-9½</u>	Triple Jump	1. <u>Keith Wigley</u>	<u>43-9</u>
	2. <u>Steve Graham</u>	<u>21-5</u>		2. <u>Jerry Fuls</u>	<u>43-3½</u>
	3. <u>Keith Wigley</u>	<u>20-10½</u>		3. _____	
	4. <u>Les Harrison</u>	<u>20-9½</u>		4. _____	
	5. <u>Tim Hyatt</u>	<u>20-5</u>		5. _____	
	6. _____			6. _____	
Shot Put	1. <u>Mike Watts</u>	<u>45-5</u>	Discus Throw	1. <u>Paul Maddox</u>	<u>152-10</u>
	2. _____			2. <u>Mike Watts</u>	<u>148-11</u>
	3. _____			3. _____	
	4. _____			4. _____	
	5. _____			5. _____	
	6. _____			6. _____	
Hammer Throw	1. <u>Mike Watts</u>	<u>152-2</u>	Javelin Throw	1. <u>Rich Blanchette</u>	<u>177-10</u>
	2. <u>Dave Elkins</u>	<u>147-0</u>		2. <u>Dave Mueller</u>	<u>173-7</u>
	3. _____			3. <u>Mike Watts</u>	<u>169-0</u>
	4. _____			4. _____	
	5. _____			5. _____	
	6. _____			6. _____	
10,000m Walk	1. <u>Dan Price</u>	<u>nt</u>			
	2. _____				
	3. _____				
	4. _____				
	5. _____				
	6. _____				

CU 162

JAVELIN THROW - MEN

Flight # 1

1	Bob George	SO
2	Michael County	SO
3	Mike Keizur	WO
4	Allen Perkins	SO
5	Cary Dovenberg	SO

Flight # 2

1	Rich Blanchette	GF
2	Rusty Lorenz	Will
3	Dave Mueller	GF
4	Mark Garvey	Lin
5	Ken Rankin	ED

SHOT PUT - MEN

Flight #1

1	Ivan Parker	SO
2	Michael C County	SO
3	Kelley Highberger	WO
4	Arnold Wadwell	SO
5	Hank Wyborney	NMC
6	Soren Sonenson	WO

Flight #2

1	Kelly McDonald	Lin
2	Matt Lydum	WO
3	Randy Beetchnow	EO
4	Brian Caster	Lin
5	Jim Gorman	Will

TRIPLE JUMP - MEN

Order

1	Kevin Commons	Will
2	Kele Marsters	Lin
3	John Prevedello	Lin
4	Scott Anderson	WO
5	Keith Wigley	GF
6	Jerry Fuls	GF
7	Dwight French	WO
8	Shawn Groszger	SO

POLE VAULT - MEN

Order

1	Steve Graham	GF
2	Dave Elkins	GF
3	Cary Dovenberg	SO
4	Scott Anderson	WO
5	Mike Gilbert	NNC
6	Ken Helm	Will
7	Larry Conaway	WO
8	Scott Healy	Will
9	Keith Wigley	GF
10	Randy Coombs	L&C
11	Kevin Taylor	SO

110m Hurdles - Men

Lane

2	Keith Wigley	GF
3	Sam Lapray	Will
4	Tim Dahlin	GF
5	Craig McKee	Will
6	Larry Conaway	WO
7	Tim Rupp	SO
8	Kevin Taylor	SO

800m RUN - MEN

<u>Alley</u>	<u>Hip #</u>		
1A	1	Ed Esse	WO
1B	2	Eric Jensen	EO
1C	3	Randy Swigart	GF
2A	4	Dave Beck	SO
2B	5	Rob / Mac Ginnittre	Will
2C	6	Brandt Lind	WO
3A	7	Steve Vomin	Will
3B	8	Todd Thomas	SO
4A	9	Tom Geiger	L&C
4B	10	Rocky Baker	L&C

1500m RUN - MEN

Lane

1	Dan O'Leary	Lin
2	Brandt Lind	wo
3	Dave Beck	so
4	Todd Thomas	so
5	Jason Sele	wo
6	David Jordan	wo
7	Ron Ares	L&C
8	Andy Mitchell	W.11
9	John Schrock	wo
10	Joe Alward	Lin

5000m RUN - MEN

Lane

1	Tad Woolsey	WO
2	Robert Crandall	L&C
3	Kirk Reynolds	L&C
4	Brian Reick	WO
5	David Gilroy	Will
6	Duke Ritenhouse	L&C
7	Greg Miller	ED
8	Dan O'Leary	Lin
9	Kevin Wright	NMC
10	David Jordan	WO
11	Ray Whitlow	Lin
12	Mike Kennedy	Lin
13	Joe Alward	Lin
14	Andy Libert	Will
15	James Edmark	Will

10,000m WALK - MEN

Lane

1	Mark Willamen	SO
2	Randy Jacobs	Will
3	Troy W O'Donnell	Will
4	Dan Price	GF
5	Fred Clair	EO
6	Trent Jones	L&C



STATISTICS

221 Baltimore Ave. Kansas City, MO 64105 (816) 842-5050

PE/ATHLETIC OFFICE

RECEIVED

MAY 20 1986



NAIA TRACK

FINAL REPORT

MAY 14, 1986

NAIA TRACK & FIELD REPORT

() = NAIA QUALIFYING MARK/w-Wind Aided/y-Yards

All Marks are Automatic Times

All Running Events are in Meters unless otherwise noted

MEN'S DIVISION

100 METER DASH (:10.74) NAIA Record :10.15

Alick Munroe	Wayland Baptist TX	10.26
Borns Andama	Wayland Baptist TX	10.36
Bill Williams	Langston OK	10.41
Henry Rattley	Clafflin SC	10.48
Patrick Nwanko	Azusa Pacific CA	10.49
Roscellius Pope	Wayland Baptist TX	10.56
Jim Spotville	Azusa Pacific CA	10.56
Joe Bradley	Malone OH	10.60
Barry Harris	Loras IA	10.60
Jeff Williams	Prairie View A&M TX	10.61
Morris Egon	Wayland Baptist TX	10.63
Kevin McGehee	Oklahoma Baptist	10.64
Doug Gonzales	Central State OK	10.64
Greg Will	Linfield OR	10.64
Timmy Taylor	Southwestern KS	10.64

200 METER DASH (:21.65) NAIA Record :20.24

Alick Munroe	Wayland Baptist TX	20.44
Devon Morris	Wayland Baptist TX	20.87
Patrick Nwanko	Azusa Pacific CA	20.91
Travis McKinley	Adams State CO	20.94
Borns Andama	Wayland Baptist TX	21.14
Morris Egon	Wayland Baptist TX	21.32
Latone Swinney	Missouri Baptist	21.43
Carlos Reynolds	Wayland Baptist TX	21.44
Darryl Warner	Hillsdale MI	21.45
Bill Williams	Langston OK	21.46
Joe Bradley	Malone OH	21.48
Doug Gonzales	Central State OK	21.52
Dennis Moore	Wayland Baptist TX	21.52
Roscellius Pope	Wayland Baptist TX	21.53
Jimmie Spotville	Azusa Pacific CA	21.54

400 METER DASH (:47.94) NAIA Record :45.38

Devon Morris	Wayland Baptist TX	45.12
Travis McKinley	Adams State CO	46.64
Tony King	Malone OH	47.12
Kurt Smallwood	Bethany KS	47.44
Patrick Nwanguzo	Wayland Baptist TX	47.51
Peter Scott	Wayland Baptist TX	47.67
Lance Greene	Prairie View A&M TX	47.67
Albert Hatcher	McMurry TX	47.80
Patrick Nwanko	Azusa Pacific CA	47.83
Byron Bailey	Central Arkansas	47.84
Armstrong Williams	Lubbock Christian TX	47.94
Vernon Stone	Malone OH	48.02
Joe Bradley	Malone OH	48.03
Dave Boyd	Azusa Pacific CA	48.04
Stephen Dial	Tarkio MO	48.53

800 METERS (1:51.44) NAIA Record 1:47.02

Maurice Smith	Adams State CO	1:49.50
Dave Getsinger	Spring Arbor MI	1:50.80
Kenrick Williams	Lubbock Christian TX	1:50.90
Kisute Kiboko	Wayland Baptist TX	1:50.99
Gregg Larson	Doane NE	1:51.03
Keith Singleton	Central State OK	1:51.81
Mike Cherry	Central State OK	1:51.83
Calvin Cobbins	Prairie View A&M TX	1:52.19
Dave Boyd	Azusa Pacific CA	1:52.25
Todd Thomas	Southern Oregon State	1:52.46
Peter Scott	Wayland Baptist TX	1:52.54
Sasha Nagy	Simon Fraser CAN	1:52.60
Alex Torrez	Lubbock Christian TX	1:52.64
Paul Thola	Simon Fraser CAN	1:52.94
J. K. Strandberg	Point Loma Nazarene CA	1:53.23

400 METER HURDLES (:52.54) NAIA Record :50.05

Kevin McKinley	Prairie View A&M TX	50.09
Dennis Moore	Wayland Baptist TX	51.80
John Matt	Point Loma Nazarene CA	51.96
Phil Pitney	Westmont CA	52.65
Kris Anderson	Point Loma Nazarene CA	52.70
Kenneth Davis	Central Arkansas	52.84
Paul Sims	Adams State CO	53.00
Anthony Leaks	Missouri Baptist	53.01
Don Smith	Oklahoma Christian	53.13
Rand Clement	Simon Fraser CAN	53.13
Bobby Campbell	McMurry TX	53.14
Dave Fatheree	Malone OH	53.14
Donald Williams	West Liberty State WV	53.74
Mark Elliston	Oklahoma Baptist	53.74
Brent Harsin	Doane NE	53.81

1600 METER RELAY (3:15.44) NAIA Record 3:05.40

Wayland Baptist TX	Wayland Baptist TX	3:04.68
Prairie View A&M TX	Prairie View A&M TX	3:07.02
Malone OH	Malone OH	3:11.44
Central State OK	Central State OK	3:12.89
Lubbock Christian TX	Lubbock Christian TX	3:13.15
Central Arkansas	Central Arkansas	3:13.34
McMurry TX	McMurry TX	3:14.14
Azusa Pacific CA	Azusa Pacific CA	3:14.34
Loras IA	Loras IA	3:14.35
Doane NE	Doane NE	3:14.88
Bethany KS	Bethany KS	3:15.90
Moorhead State MN	Moorhead State MN	3:16.13
Arkansas Monticello	Arkansas Monticello	3:16.98
Missouri Baptist	Missouri Baptist	3:17.64
Saginaw Valley MI	Saginaw Valley State MI	3:17.70

MARATHON (2:31.00.0) NAIA Record 2:21.18.8

Gus Hermes	Westmont CA	2:27.17
Jim Bob Cairns	Puget Sound WA	2:28.24
Kirk Hunter	Fort Hays State KS	2:29.37
Albert Engevik	Northern State SD	2:31.29
Frederick Harris	West Liberty State WV	2:31.42
Denis Kiely	Point Loma Nazarene CA	2:35.24
Scott Martin	Southern Oregon State	2:35.58
Joel Enderle	Belmont TN	2:36.02
Robbie Simmons	Ouachita Baptist AR	2:37.09
Randy Holiman	Oklahoma Baptist	2:39.52
Bob Brant	Walsh OH	2:41.30
Dwight Larabee	George Fox OR	2:41.56
Clay Davis	Lubbock Christian TX	2:44.40
Jason Lenz	Anderson IN	2:47.00
Daniel Murphy	David Lipscomb TN	2:52.11

DECATHLON (6767) NAIA Record 7623

Royal Brettrager	Graceland IA	6798
Rusty Lorenz	Willamette OR	6622
Brian Lange	Kearney State NE	6471
Lindahl Lucas	California Lutheran	6434
Benson Owere	Wayland Baptist TX	6434
Ted Campbell	Azusa Pacific CA	6322
Jeff Neubauer	Western Washington	6297
Ryan Pschigoda	Hillsdale MI	6294
Kevin Connors	Willamette OR	6293
Wendall Donaldson	Sterling KS	6293
Joe Hill	Southern Oregon State	6205
Jessie White	Simon Fraser CAN	6159
Chris Burch	Central Washington	6158
Paul Smits	Wisconsin-Eau Claire	6151
Trey Cummings	Western Washington	6113
Mike Baumann	Emporia State KS	6110
Kevin Korthuis	Azusa Pacific CA	6109
Mario Riveros	California Lutheran	5874
Steve Faust	California Lutheran	5719
Kurt Hanson	Western Washington	5701
Mike Schutz	Jamestown ND	5663
Dave Dangleis	Azusa Pacific CA	5389

400 METER RELAY (:41.74) NAIA Record :40.03

Wayland Baptist TX	Wayland Baptist TX	39.70
Azusa Pacific CA	Azusa Pacific CA	40.00
Prairie View A&M TX	Prairie View A&M TX	40.86
Malone OH	Malone OH	41.08
Point Loma CA	Point Loma Nazarene CA	41.39
Central Arkansas	Central Arkansas	41.44
Arkansas Monticello	Arkansas Monticello	41.57
Missouri Baptist	Missouri Baptist	41.70
Pittsburg State KS	Pittsburg State KS	41.74
Simon Fraser CAN	Simon Fraser CAN	41.88
Bethany KS	Bethany KS	41.90
Southwestern KS	Southwestern KS	41.94
Oklahoma Baptist	Oklahoma Baptist	42.08
California Lutheran	California Lutheran	42.11
Central State OK	Central State OK	42.13

NAIA NATIONAL OUTDOOR MEN'S TRACK AND FIELD CHAMPIONSHIPS

OPENING DAY RESULTS
THURSDAY, MAY 22, 1986

RUSSELLVILLE, ARKANSAS

DECATHLON
Results First Day
May 22, 1986

RANK NO.	NAME, SCHOOL	100M	LONG JUMP	SHOT PUT	HIGH JUMP	400M	TOTAL
1 71	MARK ELLISTON OKLAHOMA BAPTIST	755 11.49m	818 7.02m 23- $\frac{1}{2}$	535 10.82m 35-6	850 2.05m 6-8 $\frac{3}{4}$	827 49.74m	3785
2 137	DAVE DANGLIES AZUSA PACIFIC CA	753 11.50m	883 7.29m 23-11	562 11.22m 36-11 $\frac{3}{4}$	803 8.03m 6-6 $\frac{3}{4}$	717 52.18m	3718
3 359	BENSON OWERE WAYLAND BAPTIST TX	789 11.33m	757 6.76m 22-2 $\frac{1}{2}$	784 14.90m 48-10 $\frac{3}{4}$	602 1.77m 5-9 $\frac{1}{2}$	743 51.58m	3675
4 619	RYAN PSCHIGODA HILLSDALE MI	742 11.55m	818 7.02m 23- $\frac{1}{2}$	410 8.73m 28-7 $\frac{3}{4}$	731 1.92m 6-3 $\frac{1}{2}$	783 50.70m	3484
5 403	LINDAHL LUCAS CALIFORNIA LUTHERAN	691 11.80m	732 6.65m 21-10	498 10.20m 33-5 $\frac{3}{4}$	803 2.00m 6-6 $\frac{3}{4}$	753 51.35m	3477
6 495	BRIAN LANGE KEARNEY STATE NE	713 11.69m	727 6.63m 21-9	569 11.39m 37-4 $\frac{1}{2}$	705 1.89m 6-2 $\frac{1}{2}$	716 52.19m	3430
Tie-7 87	ROYAL A. BRETTTRAGER GRACELAND IA	703 11.74m	673 6.39m 20-11 $\frac{1}{4}$	544 10.97m 36-0	731 1.92m 6-3 $\frac{1}{2}$	770 50.99m	3421
Tie-7 326	LARRY CONAWAY WESTERN OREGON STATE	711 11.70m	785 6.88m 22-7	551 11.08m 36-4 $\frac{1}{2}$	653 1.83m 6-0	721 52.09m	3421
9 405	MARIO RIVEROS CALIFORNIA LUTHERAN	763 11.45m	657 6.32m 20-9	541 10.92m 35-10	602 1.77m 5-9 $\frac{1}{2}$	838 49.50m	3401
10 519	WENDELL DONALDSON STERLING KS	685 11.83m	693 6.48m 21-3 $\frac{1}{2}$	612 12.09m 39-8	653 1.83m 6-0	680 53.04m	3323
11 136	TED CAMPBELL AZUSA PACIFIC CA	675 11.88m	637 6.23m 20-5 $\frac{1}{2}$	532 10.77m 35-4	705 1.89m 6-2 $\frac{1}{2}$	713 52.26m	3262
12 315	KEITH WIGLEY GEORGE FOX OR	637 12.07m	652 6.30m 20-8	492 10.11m 33-2	731 1.92m 6-3 $\frac{1}{2}$	717 52.18m	3229

MORE

DECATHLON (cont'd)

RANK NO.	NAME, SCHOOL	100M	LONG JUMP	SHOT PUT	HIGH JUMP	400M	TOTAL
13 435	ANDY OLSON SOUTHWEST STATE MN	665 11.93m	644 6.62m 20-6½	510 10.40m 34-1½	627 1.80m 5-10 3/4	722 52.07m	3168
14 534	JESSE WITTE SIMON FRASER CAN	713 11.69m	591 6.02m 19-9	569 11.38m 37-4	552 1.71m 5-7½	741 51.64m	3166
15 17	BILL NELSON DAKOTA STATE SD	624 12.14m	617 6.14m 20-1½	611 12.07m 39-7½	602 1.77m 5-9½	688 52.85m	3142
16 141	KEVIN KORTHIUS AZUSA PACIFIC CA	653 11.99m	741 6.69m 21-11½	437 9.18m 30-1½	602 1.77m 5-9½	672 53.22m	3105

FINAL FINAL FINAL FINAL FINAL FINAL FINAL

NATA NATL OUTDOOR T & F

RUSSELLVILLE, AR

MAY 22, 1986

HAMMER

Division: MEN

EVENT # 21

ENTRANT # NAME

GR AFFILIATION

MARK

FINAL RESULTS

143	MIKE MAYNARD	Azusa Pacific CA	1	217-09.0
146	CHRISTIAN OKOYE	Azusa Pacific CA	2	208-04.0
329	GLEN HILL	Sr Western Oregon State	3	189-00.0
142	ERIC LEMASTERS	Azusa Pacific CA	4	187-04.0
277	JOHN ROBINSON	Jr Saginaw Valley State MI	5	178-05.0
385	ARNIE TYLER	Jr Whitworth WA	6	177-09.0
444	TIM SHANNON	Sr Pacific Lutheran WA	7	175-05.0
333	SCOTT POLAN	Sr Western Oregon State	8	172-02.0

NAIA NATL OUTDOOR T & F
110 METER HURDLES

RUSSELLVILLE, AR
Division: MEN

MAY 22, 1986
EVENT # 2

Records - NAIA MEN : 13.74
NAIA WOMEN : NO MARK
N/A : NO MARK
N/A : NO MARK

Rodney Milburn

Southern-BR, LA -72

ENTRANT #	NAME	GR	AFFILIATION	PLACE	MARK
-----------	------	----	-------------	-------	------

PRELIM RESULTS SECTION # 1

668	KEVIN MCKINLEY	Jr	Prairie View A&M TX	1	14.23
511	DONALD WILLIAMS	Fr	West Virginia State	2	14.76
286	RODNEY BROOKS	Jr	Arkansas Tech	3	14.77
139	ANTHONY HOUSE		Azusa Pacific CA	4	14.91
381	IVAN LOWE	Sp	Northwood Institute MI	5	15.03
304	PAUL SIMS	Fr	Adams State CO	6	15.35
497	JONATHAN BECK	Fr	Winona State MN	7	15.39
695	CRAIG ABEE	Sr	FRANCIS MARION COLLEGE	8	15.64

PRELIM RESULTS SECTION # 2

134	BRIAN ARNOLD		Azusa Pacific CA	1	14.43
420	PHIL WILLIAMS	Jr	Point Loma Nazarene CA	2	14.48
188	TODD HARRIS	Sr	Pittsburg State KS	3	14.82
6	VICTOR WILLIAMS	Fr	Langston OK	4	15.10
697	CLEO BATTLE	Jr	Metropolitan State CO	5	15.23
517	JEFF BENNETT	Jr	Sterling KS	6	15.24
509	SCOTT LESTER	Jr	West Virginia State	7	15.29
36	SUL ROSS	Fr	Tarleton State TX	8	16.5

PRELIM RESULTS SECTION # 3

133	HERBIE APKOM		Azusa Pacific CA	1	14.28
204	JAMES GULLEY	Sp	Henderson State AR	2	14.67
94	TIMOTHY P. LANE	Jr	Colorado Mines	3	14.80
574	CHARLES CHANDLER	Sr	Central Washington	4	15.11
520	RON HARTSFIELD	Fr	Sterling KS	5	15.57
545	HENRY MACK	Sp	Jamestown ND	6	15.67
176	MICHAEL MCCARTHER	Fr	Duachita Baptist AR	7	NO MARK

NAIA NATL OUTDOOR T & F
STEEPLE CHASE

RUSSELLVILLE, AR
Division: MEN

MAY 22, 1986
EVENT # 11

Records - NAIA MEN : 8:45.69 Kregg Einspahr Concordia NE 1981
NAIA WOMEN : NO MARK
N/A : NO MARK
N/A : NO MARK

ENTRANT #	NAME	GR	AFFILIATION	PLACE	MARK
-----------	------	----	-------------	-------	------

PRELIM RESULTS SECTION # 1

355	THENNIS J. MULLER	Fr	Wayland Baptist TX	1	9:27.08
549	CLINT R. HEDGES	Sr	Hastings NE	2	9:29.24
716	BRIAN M. LENZ	Sr	Southwestern KS	3	9:33.70
629	MARK PIERSON	Jr	Rio Grande OH	4	9:34.34
124	TOM SHELTER	Jr	Malone OH	5	9:35.38
334	JASON SELE	Jr	Western Oregon State	6	9:35.62
572	COPE BELMONT	Sp	Central Washington	7	9:37.04
442	MATT KNOX	Fr	Pacific Lutheran WA	8	9:54.71
122	JOHN SHRIVER	Jr	Malone OH	9	10:00.61
265	SHAUN BUTLER	Fr	Saginaw Valley State MI	10	10:12.22
693	DANNY STOWERS	Sp	Glennville State WV	11	10:19.08

PRELIM RESULTS SECTION # 2

494	MIKE HAMM	Sr	Kearney State NE	1	9:27.59
719	BOBBY M. SMITH	Sp	Southwestern KS	2	9:27.88
512	PETE BOWMAN	Jr	Taylor IN	3	9:28.03
299	DAN JAQUEZ	Sp	Adams State CO	4	9:29.33
350	MARK D. HAWKINS	Fr	Wayland Baptist TX	5	9:31.64
469	CHRIS PERRONE	Sr	Park MO	6	9:42.69
23	DAN PETERSON		Wisconsin-Parkside	7	9:51.20
544	LEE ERICKSON	Sr	Jamestown ND	8	10:00.38
316	FRED E. KEM	Jr	Goshen IN	9	10:04.13
720	DENNIS R. SMITHHISLE	Jr	Southwestern KS	10	10:18.07
434	BRIAN FOGARTY	Sr	Southwest State MN	11	NO MARK

NAIA NATL OUTDOOR T & F
400 METER RELAY

RUSSELLVILLE, AR
Division: MEN

MAY 22, 1986
EVENT # 13

Records - NAIA MEN : 40.02 Wayland Baptist TX 1985
 NAIA WOMEN : NO MARK
 N/A : NO MARK
 N/A : NO MARK

ENTRANT #	NAME	GR	AFFILIATION	PLACE	MARK
-----------	------	----	-------------	-------	------

PRELIM RESULTS SECTION # 3

92	/ARKANSAS MONTICELLO		Arkansas Monticello	1	40.91
----	----------------------	--	---------------------	---	-------

214	/CENTRAL ARKANSAS		Central Arkansas	2	41.35
-----	-------------------	--	------------------	---	-------

724	/SOUTHWESTERN COLLEG		Southwestern KS	3	41.54
-----	----------------------	--	-----------------	---	-------

199	/PITTSBURG STATE UNI		Pittsburg State KS	4	41.67
-----	----------------------	--	--------------------	---	-------

406	/CALIFORNIA LUTHERAN		California Lutheran	5	41.78
-----	----------------------	--	---------------------	---	-------

648	/LORAS COLLEGE		Loras IA	6	42.18
-----	----------------	--	----------	---	-------

NAIA NATL OUTDOOR T & F
400 METER RELAY

RUSSELLVILLE, AR
Division: MEN

MAY 22, 1986
EVENT # 13

Records - NAIA MEN : 40.02 Wayland Baptist TX 1985
NAIA WOMEN : NO MARK
N/A : NO MARK
N/A : NO MARK

ENTRANT #	NAME	GR	AFFILIATION	PLACE	MARK
-----------	------	----	-------------	-------	------

PRELIM RESULTS SECTION # 1

365	/WAYLAND BAPTIST UNI	12	Wayland Baptist TX	1	40.16
<hr/>					
206	/HENDERSON STATE UNI		Henderson State AR	2	41.20
<hr/>					
459	/MISSOURI BAPTIST CO		Missouri Baptist	3	41.50
<hr/>					
492	/WESTERN WASHINGTON		Western Washington	4	42.16
<hr/>					
172	/DOANE COLLEGE		Doane NE	5	42.29
<hr/>					
67	/EDWARD WATERS COLLE		Edward Waters FL	6	NO MARK

PRELIM RESULTS SECTION # 2

150	/AZUSA PACIFIC UNIVE		Azusa Pacific CA	1	40.39
<hr/>					
559	/HASTINGS COLLEGE		Hastings NE	2	41.91
<hr/>					
421	/POINT LOMA COLLEGE		Point Loma Nazarene CA	3	42.09
<hr/>					
243	/MCMURRAY COLLEGE		McMurry TX	4	42.13
<hr/>					
535	/SIMON FRASER UNIVER		Simon Fraser CAN	5	43.35
<hr/>					
8	/LANGSTON UNIVERSITY		Langston OK	6	NO MARK

NAIA NATL OUTDOOR T & F
1500 METER

RUSSELLVILLE, AR
Division: MEN

MAY 22, 1986
EVENT # 7

Records - NAIA MEN : 3:44.88
NAIA WOMEN : NO MARK
N/A : NO MARK
N/A : NO MARK

Mike Boit

E. New Mexico 1976

ENTRANT #	NAME	GR	AFFILIATION	PLACE	MARK
-----------	------	----	-------------	-------	------

PRELIM RESULTS SECTION # 1

305	MAURICE SMITH	Jr	Adams State CO	1	3:56.00
370	JOHN RUIZ	Sr	Lubbock Christian TX	2	3:56.44
562	DARRYL HALBERT	Jr	Harding AR	3	3:56.42
531	ROB NELSON	Sp	Simon Fraser CAN	4	3:56.45
348	PAUL R. DREESSEN	Fr	Wayland Baptist TX	5	3:58.06
267	RICH GENSON	Jr	Saginaw Valley State MI	6	4:00.00
521	MIKE MANNING	Jr	Sterling KS	7	4:02.21
436	CRAIG OLSON	Sr	Southwest State MN	8	4:03.38
537	BRADLEY C. MILLER	Jr	Peru State NE	9	NO MARK

PRELIM RESULTS SECTION # 2

630	MIKE CARLSON	Sr	Dickinson State ND	1	4:01.29
604	DAVID MATHERNE	Sr	Berry GA	2	4:01.55
431	WADE L. PERRY	Sr	Siena Heights MI	3	4:01.60
81	ROB MOORE	Jr	Cedarville OH	4	4:01.62
160	FRANK DROPEZA	Fr	Western State CO	5	4:02.04
174	ROBBIE CROCKER	Sr	Quachita Baptist AR	6	4:09.29
726	DAVE BECK		Southern Oregon State	7	4:09.50
18	JOE EICHNER		Wisconsin-Parkside	8	4:10.48

PRELIM RESULTS SECTION # 3

682	BRIAN WILLIAMS	Jr	Anderson IN	1	3:52.78
307	MARK STEWARD	Sr	Adams State CO	2	3:52.96
439	RUSSELL COLE	Jr	Pacific Lutheran WA	3	3:53.99
581	KEN ROSSETTO	Jr	Central Washington	4	3:54.99
324	ROGER JENNINGS	Fr	Emporia State KS	5	3:56.30
617	DAVE MOHLMAN	Jr	Hillsdale MI	6	3:58.71
471	JOHN VEST	Jr	Park MO	7	4:02.58

NAIA NATL OUTDOOR T & F
100 METER

RUSSELLVILLE, AR
Division: MEN

MAY 22, 1986
EVENT # 1

Records - NAIA MEN : 10.15 Innocent Egbunike Azusa Pacific CA -84
NAIA WOMEN : NO MARK
N/A : NO MARK
N/A : NO MARK

ENTRANT #	NAME	GR	AFFILIATION	PLACE	MARK
-----------	------	----	-------------	-------	------

PRELIM RESULTS SECTION # 1

356	ALRICK G. MUNROE	Sp	Wayland Baptist TX	1	10.52
203	DAVID GRAY	Sp	Henderson State AR	2	11.04
61	REGINALD JACKSON	Fr	Edward Waters FL	3	11.05
400	ANTHONY HARDY	Fr	California Lutheran	4	11.05
373	ELI TURNER	Jr	Lubbock Christian TX	5	11.23
33	MICHAEL HANCOCK	Jr	Tarleton State TX	6	11.24
536	JEFFREY A. GEORGE	Sr	Peru State NE	7	11.26

PRELIM RESULTS SECTION # 2

675	JEFF WILLIAMS	Jr	Prairie View A&M TX	1	10.71
362	CARLOS M. REYNOLDS	Sr	Wayland Baptist TX	2	10.81
456	LETORRE R. SHINNEY	Sp	Missouri Baptist	3	10.82
97	DAVID P. PALMER	Jr	Concordia NE	4	10.99
88	ANTHONY DUFFEY	Sp	Arkansas Monticello	5	11.03
148	JIM SPOTVILLE		Azusa Pacific CA	6	11.04
198	MONTÉ WEATHERS	Sp	Pittsburg State KS	7	11.19

PRELIM RESULTS SECTION # 3

347	BORNS S. ANDAMA	Sr	Wayland Baptist TX	1	10.80
457	LARRY WOODSON	Sp	Missouri Baptist	2	10.99
496	NEIL TAYLOR	Jr	Kearney State NE	3	11.10
639	BARRY HARRIS	Fr	Loras IA	4	11.20
419	JEFFREY WATSON	Sp	Point Loma Nazarene CA	5	11.25
725	ELBERT BANKS		West Virginia State	6	11.32
722	TIMMY L. TAYLOR	Jr	Southwestern KS	7	11.38

PRELIM RESULTS SECTION # 4

398	NOEL CHESTNUT	Fr	California Lutheran	1	11.04
529	CHRIS LOCK	Jr	Simon Fraser CAN	2	11.05
548	JAMES C. FRIEND	Fr	Hastings NE	3	11.05
5	BILL WILLIAMS	Fr	Langston OK	4	11.13
596	DOUG GONZALES	Jr	Central State OK	5	11.33

PRELIM RESULTS SECTION # 5

191	AARON LANG	Sr	Pittsburg State KS	1	10.65
361	ROSCELLIUS D. POPE	Jr	Wayland Baptist TX	2	10.73
149	PATRICK NWANKWO		Azusa Pacific CA	3	10.75
205	GREG WILLIAMS	Jr	Henderson State AR	4	10.76
423	TODD HADNOT	Fr	Kansas Wesleyan KS	5	11.07
533	CHRIS TOWNSEND	Sp	Simon Fraser CAN	6	11.15
568	CHRIS GARRETT	Jr	Chicago State IL	7	11.19

PRELIM RESULTS SECTION # 6

665	SCOTT FERGUSON	Jr	Prairie View A&M TX	1	10.75
349	MORRIS O. EGON	Jr	Wayland Baptist TX	2	10.82
252	GREG A. WILL	Sr	Linfield OR	3	11.03
60	CHARLES DENSON	Sp	Edward Waters FL	4	11.06
473	DREW WOODRUFF	Jr	Eureka IL	5	11.11
170	DEXTER ROBERSON		Doane NE	6	11.22

NAIA NATL OUTDOOR T & F
JAVELIN

RUSSELLVILLE, AR
Division: MEN

MAY 22, 1986
EVENT # 22

ENTRANT #	NAME	GR	AFFILIATION		MARK

FINAL RESULTS					
196	RICK SIMONCIC	Sr	Pittsburg State KS	1	247-07.0
357	ZAKAYD M. MWINNYKELL	Sr	Wayland Baptist TX	2	243-07.0
145	NATE OLIVERSON		Azusa Pacific CA	3	218-05.0
445	CRAIG STELLING	Jr	Pacific Lutheran WA	4	214-11.0
703	RICHARD JOHNSON	Sr	Wisconsin-EauClaire	5	210-11.0
707	RON MCCONNELL	Jr	Wisconsin-EauClaire	6	210-11.0
195	JEFF SHAW	Sp	Pittsburg State KS	7	208-04.0
330	MIKE KEIZUR	Sr	Western Oregon State	8	202-09.0
=====					

NAIA NATL OUTDOOR T & F
400 METER

RUSSELLVILLE, AR
Division: MEN

MAY 22, 1986
EVENT # 4

Records - NAIA MEN : 45.25 Devon Morris Wayland Bapt. TX -85
 NAIA WOMEN : NO MARK
 N/A : NO MARK
 N/A : NO MARK

ENTRANT #	NAME	GR	AFFILIATION	PLACE	MARK
-----------	------	----	-------------	-------	------

PRELIM RESULTS SECTION # 1

353	DEVON C. MORRIS	Sp	Wayland Baptist TX	1	46.86
210	BYRON BAILEY	Sr	Central Arkansas	2	47.70
660	BOOKER MAYS	Sr	Arkansas Pine Bluff	3	48.23
135	DAVE BOYD		Azusa Pacific CA	4	48.42
239	ALBERT HATCHER	Sp	McMurry TX	5	48.57
30	JEFF BOYD	Sr	Tarleton State TX	6	49.40

PRELIM RESULTS SECTION # 2

227	KURT SMALLWOOD	Sr	Bethany KS	1	47.33
677	ERIC POGUE	Sp	Prairie View A&M TX	2	47.59
358	PATRICK O. NWANGUZU	Jr	Wayland Baptist TX	3	48.08
374	ARMSTRONG WILLIAMS	Fr	Lubbock Christian TX	4	48.55
89	ROGER FRANKLIN	Fr	Arkansas Monticello	5	49.22
85	DOUG B. SANDERS	Sr	Bluffton OH	6	50.07
37	COLE TALLEY	Sr	Tarleton State TX	7	50.72

PRELIM RESULTS SECTION # 3

301	TRAVIS MCKINLEY	Jr	Adams State CO	1	47.31
667	CEDRIC JONES	Jr	Prairie View A&M TX	2	47.74
364	PETER A. SCOTT	Sp	Wayland Baptist TX	3	48.23
369	SHERLON DIDIER	Fr	Lubbock Christian TX	4	48.49
269	WALLACE HEARNS	Jr	Saginaw Valley State MI	5	48.75
118	TONY KING	Jr	Malone OH	6	50.51
29	SCOTT BAIRD	Fr	Tarleton State TX	7	50.86

NAIA NATL OUTDOOR T & F
800 METER

RUSSELLVILLE, AR
Division: MEN

MAY 22, 1986
EVENT # 6

Records - NAIA MEN : 2:27.02 Evans White Prairie View TX -79
NAIA WOMEN : NO MARK
N/A : NO MARK
N/A : NO MARK

ENTRANT #	NAME	GR	AFFILIATION	PLACE	MARK
-----------	------	----	-------------	-------	------

PRELIM RESULTS SECTION # 1

51	BRAD MILBECK	Sr	Moorhead State MN	1	1:50.93	*
713	TOREY L. KELLER	Jr	Southwestern KS	2	1:51.27	*
305	MAURICE SMITH	Jr	Adams State CO	3	1:51.93	*
600	KEITH SINGLETON	Sr	Central State OK	4	1:53.28	*
426	PAUL IRCYTT	Jr	Northern State SD	5	1:53.79	*
592	MIKE CHERRY	Jr	Central State OK	6	1:55.60	*
609	BOB ABRAHAM	Fr	Hillsdale MI	7	1:57.09	*

PRELIM RESULTS SECTION # 2

454	ANTHONY R. LEAKS	Jr	Missouri Baptist	1	1:49.88	*
666	LANCE GREENE	Jr	Prairie View A&M TX	2	1:51.43	*
685	DAVE GETSINGER	Jr	Spring Arbor MI	3	1:52.42	*
109	TONY ANDERSON	Jr	Northwestern College IA	4	1:52.70	*
318	TONY AGOSTINI	Sr	Wisconsin-Milwaukee	5	1:54.18	*
154	MARVIN SMITH	Sp	Walsh OH	6	1:54.35	*
711	JOHN C. CATO	Sr	Southwestern KS	7	1:54.83	*

PRELIM RESULTS SECTION # 3

213	JAMIE HOLT	Jr	Central Arkansas	1	1:51.08	*
513	DOUG CORNFIELD	Jr	Taylor IN	2	1:51.50	*
375	KENRICK WILLIAMS	Sr	Lubbock Christian TX	3	1:51.95	*
289	ROBERT GUNTER	Jr	Arkansas Tech	4	1:52.67	*
43	BRENT FOWLER	Sr	Oklahoma Christian	5	1:53.70	*
458	GENE PITMAN	Sp	Missouri Baptist	6	1:56.15	*
521	MIKE MANNING	Jr	Sterling KS	7	2:01.10	*

PRELIM RESULTS SECTION # 4

107	TODD THOMAS	Jr	Southern Oregon State	1	1:51.97	*
351	KISUTE N. KIBOKO	Sp	Wayland Baptist TX	2	1:52.26	*
162	JOSE ROJAS	Fr	Western State CO	3	1:52.29	*
468	DAVE MORE	Sr	Park MO	4	1:52.57	*
96	SCOTT A. JANKE	Sp	Concordia NE	5	1:53.44	*
674	JERRY TYLER	Sp	Prairie View A&M TX	6	1:53.69	*
474	JIM CROSS	Sr	Defiance OH	7	1:55.46	*

PRELIM RESULTS SECTION # 5

168	GREGG LARSON		Doane NE	1	1:50.93	*
530	SASHA HAGY	Fr	Simon Fraser CAN	2	1:52.72	*
384	JAMONTY WASHINGTON	Jr	Northwood Institute MI	3	1:53.02	*
466	MARK GREGORY	Sr	Park MO	4	1:53.98	*
372	ALEX TORREZ	Sr	Lubbock Christian TX	5	1:55.89	*
91	DAVIE STANFORD	Sp	Arkansas Monticello	6	2:01.75	*
241	DOUG RUNKLES	Jr	McMurry TX	7	2:15.37	*

PRELIM RESULTS SECTION # 6

532	PAUL THOLA	Sp	Simon Fraser CAN	1	1:53.79	*
453	GARY JONES	Sr	Missouri Baptist	2	1:54.58	*
581	KEN ROSSETTO	Jr	Central Washington	3	1:54.66	*
46	BRETT MCKNIGHT	Jr	Oklahoma Christian	4	1:54.99	*
242	JACK WHITELY	Sp	McMurry TX	5	1:55.46	*
175	RAY JETER	Sp	Quachita Baptist AR	6	1:55.48	*

Records - NAIA MEN : 20.24
 NAIA WOMEN : NO MARK
 N/A : NO MARK
 N/A : NO MARK

Larry Black

NC Central 1972

ENTRANT #	NAME	GR	AFFILIATION	PLACE	MARK
-----------	------	----	-------------	-------	------

PRELIM RESULTS SECTION # 1

356	ALRICK G. MUNROE	Sp	Wayland Baptist TX	1	21.21
112	JOE BRADLEY	Sp	Malone OH	2	21.89
515	WILLY WOOD	Sr	Taylor IN	3	22.04
170	DEXTER ROBERSON		Doane NE	4	22.09
97	DAVID P. PALMER	Jr	Concordia NE	5	22.13
203	DAVID GRAY	Sp	Henderson State AR	6	22.22
148	JIM SPOTVILLE		Azusa Pacific CA	7	22.51

PRELIM RESULTS SECTION # 2

675	JEFF WILLIAMS	Jr	Prairie View A&M TX	1	20.99
349	MORRIS D. EGON	Jr	Wayland Baptist TX	2	21.52
73	KEVIN MCGEEHEE	Sr	Oklahoma Baptist	4	22.05
433	KEN ROSS	Jr	Southern Colorado	5	22.10
725	ELBERT BANKS		West Virginia State	6	22.43

PRELIM RESULTS SECTION # 3

301	TRAVIS MCKINLEY	Jr	Adams State CO	1	21.48
667	CEDRIC JONES	Jr	Prairie View A&M TX	2	21.48
88	ANTHONY DUFFEY	Sp	Arkansas Monticello	3	21.64
362	CARLOS M. REYNOLDS	Sr	Wayland Baptist TX	3	21.83
496	NEIL TAYLOR	Jr	Kearney State NE	4	22.09
680	CONNELL NELSON	Jr	Anderson IN	5	22.83
125	VERNON STONE	Sp	Malone OH	6	22.84

PRELIM RESULTS SECTION # 4

353	DEVON C. MORRIS	Sp	Wayland Baptist TX	1	21.13
205	GREG WILLIAMS	Jr	Henderson State AR	2	21.55
457	LARRY WOODSON	Sp	Missouri Baptist	3	22.02
547	DARRYN L. DICKEN	Sp	Hastings NE	4	22.13
596	DOUG GONZALES	Jr	Central State OK	5	22.40
59	CLARENCE DAVIS	Jr	Edward Waters FL	6	22.54
568	CHRIS GARRETT	Jr	Chicago State IL	7	23.06
7	ROBERT COLE	Sr	Langston OK	8	23.45

PRELIM RESULTS SECTION # 5

149	PATRICK NWANKWO		Azusa Pacific CA	1	21.12
347	BORNS S. ANDAMA	Sr	Wayland Baptist TX	2	21.31
252	GREG A. WILL	Sr	Linfield OR	3	21.78
204	JAMES GULLEY	Sp	Henderson State AR	4	21.96
529	CHRIS LOCK	Jr	Simon Fraser CAN	5	22.03
5	BILL WILLIAMS	Fr	Langston OK	6	22.28
642	STERLING MOSS	Jr	Loras IA	7	22.57
423	TODD HADNOT	Fr	Kansas Wesleyan KS	8	22.73

PRELIM RESULTS SECTION # 6

665	SCOTT FERGUSON	Jr	Prairie View A&M TX	1	21.36
191	AARON LANG	Sr	Pittsburg State KS	2	21.52
361	ROSCELLIUS D. POPE	Jr	Wayland Baptist TX	3	21.67
133	HERBIE APKOM		Azusa Pacific CA	4	21.83
456	LETORRE R. SWINNEY	Sp	Missouri Baptist	5	21.88
625	DARRYL WARNER	Fr	Hillsdale MI	6	22.30
533	CHRIS TOWNSEND	Sp	Simon Fraser CAN	7	22.34

NAIA NATL OUTDOOR T & F
400 HURDLES

RUSSELLVILLE, AR
Division: MEN

MAY 22, 1986
EVENT # 5

Records - NAIA MEN : 50.05 Ed Brown Saginaw Valley MI-84
NAIA WOMEN : NO MARK
N/A : NO MARK
N/A : NO MARK

ENTRANT #	NAME	GR	AFFILIATION	PLACE	MARK
-----------	------	----	-------------	-------	------

PRELIM RESULTS SECTION # 1

668	KEVIN MCKINLEY	Jr	Prairie View A&M TX	1	52.70
304	PAUL SIMS	Fr	Adams State CO	2	53.05
114	DAVE FATHEREE	Sr	Malone OH	3	53.14
514	JEFF RAYMOND	Sr	Taylor IN	4	53.30
644	TOM THOMSEN	Sr	Loras IA	5	54.99
509	SCOTT LESTER	Jr	West Virginia State	6	55.36
237	TODD CRAWFORD	Jr	McMurry TX	7	56.66

PRELIM RESULTS SECTION # 2

211	KENNETH DAVIS	Fr	Central Arkansas	1	51.90
166	BRENT HARSIN		Doane NE	2	52.12
93	JASON D. BROCKEL	Fr	Colorado Mines	3	52.22
511	DONALD WILLIAMS	Fr	West Virginia State	4	53.09
50	JON HAWLEY	Sr	Moorhead State MN	5	53.80
597	MIKE HOGAN	Fr	Central State OK	6	55.56

PRELIM RESULTS SECTION # 3

657	PHIL PITNEY	Sr	Westmont CA	1	53.01
47	DON SMITH	Jr	Oklahoma Christian	2	53.09
235	BOBBY CAMPBELL	Sr	McMurry TX	3	53.41
407	KRIS ANDERSON	Fr	Point Loma Nazarene CA	4	54.08
229	DARREN VORDERBRUEGGE	Jr	Bethany KS	5	54.27
188	TODD HARRIS	Sr	Pittsburg State KS	6	54.52
520	RON HARTSFIELD	Fr	Sterling KS	7	55.32

PRELIM RESULTS SECTION # 4

134	BRIAN ARNOLD		Azusa Pacific CA	1	52.95
670	FELTON NAILS	Fr	Prairie View A&M TX	2	53.18
85	DOUG B. SANDERS	Sr	Bluffton OH	3	53.26
525	RAND CLEMENT	Jr	Simon Fraser CAN	4	53.32
212	KERVIN ERVING	Jr	Central Arkansas	5	54.02
108	TIM ANDERSON	Sp	Northwestern College IA	6	55.18

PRELIM RESULTS SECTION # 5

352	DENNIS W. MOORE	Sr	Wayland Baptist TX	1	51.55
413	JOHN MATT	Sr	Point Loma Nazarene CA	2	52.52
450	TONEY L. CHATMAN	Jr	Missouri Baptist	3	53.49
574	CHARLES CHANDLER	Sr	Central Washington	4	53.73
286	RODNEY BROOKS	Jr	Arkansas Tech	5	54.24
479	TREY CUMMINGS	Sr	Western Washington	6	56.42

FINAL FINAL FINAL FINAL FINAL FINAL FINAL

NATA NATL OUTDOOR T & F
LONG JUMP

RUSSELLVILLE, AR
Division: MEN

MAY 22, 1986
EVENT # 17

ENTRANT # NAME GR AFFILIATION MARK

FINAL RESULTS

669	DENNIS MCWHINNEY	Sp	Prairie View A&M TX	1	24-11.5
354	PHILMORE A. MORRIS	Fr	Wayland Baptist TX	2	24-10.0
356	ALRICK G. MUNROE	Sp	Wayland Baptist TX	3	24-08.0
347	BURNS S. ANDAMA	Sr	Wayland Baptist TX	4	24-05.0
508	JAMES LAND	Jr	West Virginia State	5	24-05.0
381	IVAN LOWE	Sp	Northwood Institute MI	6	24-02.0
133	HERBIE APKOM		Azusa Pacific CA	7	24-02.0
140	ROOSEVELT KENT		Azusa Pacific CA	8	23-09.0

FINAL FINAL FINAL FINAL FINAL FINAL

NAIA NATL OUTDOOR T & F
10,000 METER

RUSSELLVILLE, AR
Division: MEN

MAY 22, 1986
EVENT # 9

ENTRANT # NAME GR AFFILIATION MARK

FINAL RESULTS

159	EDUARDO NAVAS	Sp	Western State CO	1	29:46.34
302	RICK ROBERTS	Fr	Adams State CO	2	30:06.76
272	ROBERT LEMUEL	Jr	Saginaw Valley State MI	3	30:39.59
297	ROBERT FERGUSON	Sr	Adams State CO	4	30:44.53
24	TIM RENZELMANN		Wisconsin-Parkside	5	30:56.36
539	MIKE A. ULRICH	Sr	Olivet Nazarene IL	6	31:17.38
298	ROBBIE HIPWOOD	Sr	Adams State CO	7	31:18.96
589	NELSON BEGAY	Jr	Central State OK	8	31:24.60
155	JEFF WERTMAN	Sr	Walsh OH	9	31:40.00
610	PAUL AUFDEMBERGE	Jr	Hillsdale MI	10	31:50.97
646	RICH TIGHE	Sr	Loras IA	11	31:54.27
566	MEL H. PETERSEN	Sr	Dakota Wesleyan SD	12	32:27.14
303	RICK ROYBAL	Sr	Adams State CO	13	32:40.70

=====

AFTER 4 EVENTS HAVE BEEN SCORED

CODE #	NAME	MEN	WOMEN
12	Azusa Pacific CA	28	
191	Wayland Baptist TX	26	
2	Adams State CO	12	
149	Pittsburg State KS	10	
152	Prairie View A&M TX	10	
199	Western State CO	10	
158	Saginaw Valley State MI	8	
198	Western Oregon State	6	
139	Pacific Lutheran WA	4	
213	Wisconsin-EauClaire	3	
194	West Virginia State	2	
216	Wisconsin-Parkside	2	
132	Northwood Institute MI	1	
135	Olivet Nazarene IL	1	
206	Whitworth WA	1	

NAIA NATIONAL OUTDOOR MEN'S TRACK AND FIELD CHAMPIONSHIPS

SECOND DAY RESULTS
FRIDAY, MAY 22, 1986

RUSSELLVILLE, ARKANSAS

NAIA NATL OUTDOOR T & F
SHOT PUT

RUSSELLVILLE, AR
Division: MEN

MAY 22, 1986
EVENT # 19

ENTRANT #	NAME	GR	AFFILIATION	MARK

FINAL RESULTS				
146	CHRISTIAN OKOYE		Azusa Pacific CA	1 59-02.75
691	DAVE DARST	Sr	Glenville State WV	2 56-02.0
493	DAN GUSHARD	Sr	Kearney State NE	3 55-11.75
143	MIKE MAYNARD		Azusa Pacific CA	4 55-05.5
104	IVAN PARKER	Sr	Southern Oregon State	5 55-05.0
632	DAN MAHER	Jr	Dickinson State ND	6 55-01.0
=====				

NAIA NATL OUTDOOR T & F
100 METER

RUSSELLVILLE, AR
Division: MEN

MAY 22, 1986
EVENT # 1

ENTRANT #	NAME	GR	AFFILIATION	MARK

FINAL RESULTS				
149	PATRICK NWANKWO		Azusa Pacific CA	1 10.58
675	JEFF WILLIAMS	Jr	Prairie View A&M TX	2 10.63
191	AARON LANG	Sr	Pittsburg State KS	3 10.67
665	SCOTT FERGUSON	Jr	Prairie View A&M TX	4 10.71
347	BORNS S. ANDAMA	Sr	Wayland Baptist TX	5 10.72
205	GREG WILLIAMS	Jr	Henderson State AR	6 10.73
361	ROSCELLIUS D. POPE	Jr	Wayland Baptist TX	7 10.74
349	MORRIS D. EGON	Jr	Wayland Baptist TX	8 10.78
=====				

NAIA NATL OUTDOOR T & F
110 METER HURDLES

RUSSELLVILLE, AR
Division: MEN

MAY 22, 1986
EVENT # 2

ENTRANT #	NAME	GR	AFFILIATION	MARK

FINAL RESULTS				
668	KEVIN MCKINLEY	Jr	Prairie View A&M TX	1 13.87
133	HERBIE APKOM		Azusa Pacific CA	2 14.06
420	PHIL WILLIAMS	Jr	Point Loma Nazarene CA	3 14.38
134	BRIAN ARNOLD		Azusa Pacific CA	4 14.56
94	TIMOTHY P. LANE	Jr	Colorado Mines	5 14.57
204	JAMES GULLEY	Sp	Henderson State AR	6 14.61
139	ANTHONY HOUSE		Azusa Pacific CA	7 14.88
6	VICTOR WILLIAMS	Fr	Langston OK	8 NO MARK
=====				

NAIA NATL OUTDOOR T & F

RUSSELLVILLE, AR

MAY 22, 1986

10,000 METER WALK

Division: MEN

EVENT # 10

ENTRANT #	NAME	GR	AFFILIATION	MARK
-----------	------	----	-------------	------

FINAL RESULTS

26	MIKE STAUCH		Wisconsin-Parkside	1	46:32.7
20	ANDY KAESTNER		Wisconsin-Parkside	2	46:03.9
19	DOUG FOURNIER		Wisconsin-Parkside	3	46:50.5
25	MIKE ROHL		Wisconsin-Parkside	4	47:24.0
483	ALLEN JAMES	Sr	Western Washington	5	48:23.7
245	PAUL JUDD	Jr	Aquinas MI	6	50:34.2

NAIA NATL OUTDOOR T & F

RUSSELLVILLE, AR

MAY 22, 1986

TRIPLE JUMP

Division: MEN

EVENT # 18

ENTRANT #	NAME	GR	AFFILIATION	MARK
-----------	------	----	-------------	------

FINAL RESULTS

669	DENNIS MCWHINNEY	Sp	Prairie View A&M TX	1	51-11.0
140	ROOSEVELT KENT		Azusa Pacific CA	2	51-06.75
687	LOXLEY C. WALTERS	Sp	School of the Ozarks MO	3	51-02.75
723	RICKY W. TELLIS	Sp	Southwestern KS	4	48-09.5
295	CURT CHRISTIANSEN	Jr	Adams State CO	5	48-07.75
481	JERRY HOPPER	Fr	Western Washington	6	48-05.5
681	BEVAN SMITH	Sr	Anderson IN	7	48-01.25
133	HERBIE APKOM		Azusa Pacific CA	8	47-06.75

NAIA NATL OUTDOOR T & F
5000 METER

RUSSELLVILLE, AR
Division: MEN

MAY 22, 1986
EVENT # 8

Records - NAIA MEN : 14:04.44
NAIA WOMEN : NO MARK
N/A : NO MARK
N/A : NO MARK

John Muthama

Bethel KS 1976

ENTRANT #	NAME	GR	AFFILIATION	PLACE	MARK
-----------	------	----	-------------	-------	------

PRELIM RESULTS SECTION # 1

156	JUAN DIAZ	Fr	Western State CO	1	14:31.84
688	TIM PILLING	Sr	Southern Utah State	2	14:35.34
152	JEFF HEISER	Sp	Walsh OH	3	14:46.02
297	ROBERT FERGUSON	Sr	Adams State CO	4	14:46.64
161	STEVE ROCH	Jr	Western State CO	5	14:47.02
603	MICHAEL CLAEYS	Fr	Berry GA	6	14:48.49
397	ART CASTLE	Jr	California Lutheran	7	14:49.06
633	JAY SCHELL	Sr	Dickinson State ND	8	15:04.23
440	ALAN GIESEN	Fr	Pacific Lutheran WA	9	15:07.08
12	EMMETT J. KIPP	Jr	Puget Sound WA	10	NO MARK
288	CLINT DANIELS	Jr	Arkansas Tech	11	NO MARK
614	STEVE HUBBARD	Sp	Hillsdale MI	12	NO MARK
606	GLENN ROACH	Jr	Berry GA	13	15:34.07
566	MEL H. PETERSEN	Sr	Dakota Wesleyan SD	14	NO MARK

PRELIM RESULTS SECTION # 2

79	TOM HILL	Jr	Cedarville OH	1	14:37.90
610	PAUL AUFDEMBERGE	Jr	Hillsdale MI	2	14:38.23
296	CRAIG DICKSON	Fr	Adams State CO	3	14:38.95
627	DARREN MILLER	Jr	Rio Grande OH	4	14:39.06
337	TAD WOOSLEY	Sp	Western Oregon State	5	14:39.45
24	TIM RENZELMANN		Wisconsin-Parkside	6	14:39.46
249	JOE A. ALWARD	Sr	Linfield OR	7	14:41.29
605	PATRICK D'GRADY	Jr	Berry GA	8	14:47.72
306	JACK SPERBER	Jr	Adams State CO	9	14:49.65
646	RICH TIGHE	Sr	Loras IA	10	14:54.15
155	JEFF WERTMAN	Sr	Walsh OH	11	14:58.25
589	NELSON BEGAY	Jr	Central State OK	12	NO MARK
718	ELLIOTT J. RODDA	Sp	Southwestern KS	13	15:21.21
177	PAT PONDER	Sp	Quachita Baptist AR	14	15:36.25
298	ROBBIE HIPWOOD	Sr	Adams State CO	15	15:37.67
461	DAVID CURD	Sp	David Lipscomb TN	16	15:48.61
608	ERIC SCHWAB	Sp	Austin TX	17	16:44.38

NAIA NATL OUTDOOR T & F
400 METER RELAY

RUSSELLVILLE, AR
Division: MEN

MAY 22, 1986
EVENT # 13

Records - NAIA MEN : 40.02 Wayland Baptist TX 1985
NAIA WOMEN : NO MARK
N/A : NO MARK
N/A : NO MARK

ENTRANT #	NAME	GR	AFFILIATION	PLACE	MARK
-----------	------	----	-------------	-------	------

SEMI RESULTS SECTION # 1

206	/HENDERSON STATE UNI		Henderson State AR	1	41.02
-----	----------------------	--	--------------------	---	-------

214	/CENTRAL ARKANSAS		Central Arkansas	2	41.33
-----	-------------------	--	------------------	---	-------

724	/SOUTHWESTERN COLLEGE		Southwestern KS	3	41.76
-----	-----------------------	--	-----------------	---	-------

406	/CALIFORNIA LUTHERAN		California Lutheran	4	41.87
-----	----------------------	--	---------------------	---	-------

421	/POINT LOMA COLLEGE		Point Loma Nazarene CA	5	41.93
-----	---------------------	--	------------------------	---	-------

492	/WESTERN WASHINGTON		Western Washington	6	42.08
-----	---------------------	--	--------------------	---	-------

365	/WAYLAND BAPTIST UNI	12	Wayland Baptist TX		DISQUALIFIED
-----	----------------------	----	--------------------	--	--------------

SEMI RESULTS SECTION # 2

150	/AZUSA PACIFIC UNIVE		Azusa Pacific CA	1	40.61
-----	----------------------	--	------------------	---	-------

92	/ARKANSAS MONTICELLO		Arkansas Monticello	2	41.36
----	----------------------	--	---------------------	---	-------

199	/PITTSBURG STATE UNI		Pittsburg State KS	3	41.66
-----	----------------------	--	--------------------	---	-------

172	/DOANE COLLEGE		Doane NE	4	41.94
-----	----------------	--	----------	---	-------

559	/HASTINGS COLLEGE		Hastings NE	5	42.24
-----	-------------------	--	-------------	---	-------

243	/MCMURRAY COLLEGE		McMurry TX	6	42.44
-----	-------------------	--	------------	---	-------

535	/SIMON FRASER UNIVER		Simon Fraser CAN	7	43.11
-----	----------------------	--	------------------	---	-------

NAIA NATL OUTDOOR T & F
400 METER

RUSSELLVILLE, AR
Division: MEN

MAY 22, 1986
EVENT # 4

Records - NAIA MEN : 45.25 Devon Morris Wayland Bapt. TX -85
 NAIA WOMEN : NO MARK
 N/A : NO MARK
 N/A : NO MARK

ENTRANT #	NAME	GR	AFFILIATION	PLACE	MARK
-----------	------	----	-------------	-------	------

SEMI RESULTS SECTION # 1

353	DEVON C. MORRIS	Sp	Wayland Baptist TX	1	46.79
677	ERIC FOGUE	Sp	Prairie View A&M TX	2	47.25
210	BYRON BAILEY	Sr	Central Arkansas	3	47.72
364	PETER A. SCOTT	Sp	Wayland Baptist TX	4	47.95
374	ARMSTRONG WILLIAMS	Fr	Lubbock Christian TX	5	48.54
660	BOOKER MAYS	Sr	Arkansas Pine Bluff	6	48.96
239	ALBERT HATCHER	Sp	McMurry TX	7	50.26

SEMI RESULTS SECTION # 2

301	TRAVIS MCKINLEY	Jr	Adams State CO	1	46.96
227	KURT SMALLWOOD	Sr	Bethany KS	2	47.20
358	PATRICK O. NWANGUZU	Jr	Wayland Baptist TX	3	47.69
667	CEDRIC JONES	Jr	Prairie View A&M TX	4	47.92
135	DAVE BOYD		Azusa Pacific CA	5	48.65
369	SHERLON DIDIER	Fr	Lubbock Christian TX	6	49.23
89	ROGER FRANKLIN	Fr	Arkansas Monticello	7	49.29
269	WALLACE HEARNS	Jr	Saginaw Valley State MI	8	49.33

NAIA NATL OUTDOOR T & F
400 HURDLES

RUSSELLVILLE, AR
Division: MEN

MAY 22, 1986
EVENT # 5

Records - NAIA MEN : 50.05 Ed Brown Saginaw Valley MI-84
NAIA WOMEN : NO MARK
N/A : NO MARK
N/A : NO MARK

ENTRANT #	NAME	GR	AFFILIATION	PLACE	MARK
-----------	------	----	-------------	-------	------

SEMI RESULTS SECTION # 1

352	DENNIS W. MOORE	Sr	Wayland Baptist TX	1	51.41
657	PHIL PITNEY	Sr	Westmont CA	2	52.45
134	BRIAN ARNOLD		Azusa Pacific CA	3	53.06
47	DON SMITH	Jr	Oklahoma Christian	4	53.07
304	PAUL SIMS	Fr	Adams State CO	5	53.71
114	DAVE FATHEREE	Sr	Malone OH	6	54.16
85	DOUG B. SANDERS	Sr	Bluffton OH	7	54.50

SEMI RESULTS SECTION # 2

668	KEVIN MCKINLEY	Jr	Prairie View A&M TX	1	50.53
211	KENNETH DAVIS	Fr	Central Arkansas	2	51.81
93	JASON D. BROCKEL	Fr	Colorado Mines	3	51.83
166	BRENT HARSIN		Doane NE	4	52.31
413	JOHN MATT	Sr	Point Loma Nazarene CA	5	52.73
670	FELTON NAILS	Fr	Prairie View A&M TX	6	53.51
450	TONEY L. CHATMAN	Jr	Missouri Baptist	7	53.67
235	BOBBY CAMPBELL	Sr	McMurry TX	8	54.67

NAIA NATL OUTDOOR T & F
800 METER

RUSSELLVILLE, AR
Division: MEN

MAY 22, 1986
EVENT # 6

Records - NAIA MEN : 2:27.02
NAIA WOMEN : NO MARK
N/A : NO MARK
N/A : NO MARK

Evans White

Prairie View TX -79

ENTRANT #	NAME	GR	AFFILIATION	PLACE	MARK
-----------	------	----	-------------	-------	------

SEMI RESULTS SECTION # 1

305	MAURICE SMITH	Jr	Adams State CO	1	1:50.39
454	ANTHONY R. LEAKS	Jr	Missouri Baptist	2	1:51.05
532	PAUL THOLA	Sp	Simon Fraser CAN	3	1:51.15
713	TOREY L. KELLER	Jr	Southwestern KS	4	1:51.18
581	KEN ROSSETTO	Jr	Central Washington	5	1:52.61
453	GARY JONES	Sr	Missouri Baptist	6	1:52.79
468	DAVE MORE	Sr	Park MO	7	1:55.38
46	BRETT MCKNIGHT	Jr	Oklahoma Christian	8	1:55.64

SEMI RESULTS SECTION # 2

51	BRAD MILBECK	Sr	Moorhead State MN	1	1:50.61
666	LANCE GREENE	Jr	Prairie View A&M TX	2	1:51.01
289	ROBERT BUNTER	Jr	Arkansas Tech	3	1:51.19
107	TODD THOMAS	Jr	Southern Oregon State	4	1:52.11
530	SASHA HAGY	Fr	Simon Fraser CAN	5	1:52.26
375	KENRICK WILLIAMS	Sr	Lubbock Christian TX	6	1:52.39
466	MARK GREGORY	Sr	Park MO	7	1:53.79
384	JAMONTY WASHINGTON	Jr	Northwood Institute MI	8	NO MARK

SEMI RESULTS SECTION # 3

168	GREGG LARSON		Doane NE	1	1:49.91
213	JAMIE HOLT	Jr	Central Arkansas	2	1:50.24
600	KEITH SINGLETON	Sr	Central State OK	3	1:50.32
351	KISUTE N. KIBOKO	Sp	Wayland Baptist TX	4	1:51.03
513	DOUG CORNFIELD	Jr	Taylor IN	5	1:51.37
685	DAVE BETSINGER	Jr	Spring Arbor MI	6	1:53.22
162	JOSE ROJAS	Fr	Western State CO	7	1:53.87
109	TONY ANDERSON	Jr	Northwestern College IA	8	NO MARK

NAIA NATL OUTDOOR T & F
110 METER HURDLES

RUSSELLVILLE, AR
Division: MEN

MAY 22, 1986
EVENT # 2

Records - NAIA MEN : 13.74
NAIA WOMEN : NO MARK
N/A : NO MARK
N/A : NO MARK

Rodney Milburn

Southern-BR, LA -72

ENTRANT #	NAME	GR	AFFILIATION	PLACE	MARK
-----------	------	----	-------------	-------	------

SEMI RESULTS SECTION # 1

668	KEVIN MCKINLEY	Jr	Prairie View A&M TX	1	13.95
420	PHIL WILLIAMS	Jr	Point Loma Nazarene CA	2	14.19
94	TIMOTHY P. LANE	Jr	Colorado Mines	3	14.49
204	JAMES GULLEY	Sp	Henderson State AR	4	14.60
188	TODD HARRIS	Sr	Pittsburg State KS	5	14.79
574	CHARLES CHANDLER	Sr	Central Washington	6	15.07
381	IVAN LOWE	Sp	Northwood Institute MI	7	NO MARK

SEMI RESULTS SECTION # 2

133	HERBIE APKOM		Azusa Pacific CA	1	14.10
134	BRIAN ARNOLD		Azusa Pacific CA	2	14.14
139	ANTHONY HOUSE		Azusa Pacific CA	3	14.63
6	VICTOR WILLIAMS	Fr	Langston OK	4	14.67
286	RODNEY BROOKS	Jr	Arkansas Tech	5	14.70
511	DONALD WILLIAMS	Fr	West Virginia State	6	14.71
697	CLED BATTLE	Jr	Metropolitan State CO	7	15.10
520	RON HARTSFIELD	Fr	Sterling KS	8	15.60

NAIA NATL OUTDOOR T & F
100 METER

RUSSELLVILLE, AR
Division: MEN

MAY 22, 1986
EVENT # 1

Records - NAIA MEN : 10.15 Innocent Egbunike Azusa Pacific CA -84
NAIA WOMEN : NO MARK
N/A : NO MARK
N/A : NO MARK

ENTRANT #	NAME	GR	AFFILIATION	PLACE	MARK
-----------	------	----	-------------	-------	------

SEMI RESULTS SECTION # 1

149	PATRICK NWANKWO		Azusa Pacific CA	1	10.50
205	GREG WILLIAMS	Jr	Henderson State AR	2	10.61
361	ROSCELLIUS D. POPE	Jr	Wayland Baptist TX	3	10.71
529	CHRIS LOCK	Jr	Simon Fraser CAN	4	10.86
398	NOEL CHESTNUT	Fr	California Lutheran	5	10.90
496	NEIL TAYLOR	Jr	Kearney State NE	6	10.92
639	BARRY HARRIS	Fr	Loras IA	7	11.06

SEMI RESULTS SECTION # 2

347	BORNS S. ANDAMA	Sr	Wayland Baptist TX	1	10.60
191	AARON LANG	Sr	Pittsburg State KS	2	10.71
456	LETORRE R. SWINNEY	Sp	Missouri Baptist	3	10.82
362	CARLOS M. REYNOLDS	Sr	Wayland Baptist TX	4	10.89
548	JAMES C. FRIEND	Fr	Hastings NE	5	10.96
203	DAVID GRAY	Sp	Henderson State AR	6	11.01
5	BILL WILLIAMS	Fr	Langston OK	7	11.08

SEMI RESULTS SECTION # 3

675	JEFF WILLIAMS	Jr	Prairie View A&M TX	1	10.56
665	SCOTT FERGUSON	Jr	Prairie View A&M TX	2	10.59
349	MORRIS O. EGON	Jr	Wayland Baptist TX	3	10.68
61	REGINALD JACKSON	Fr	Edward Waters FL	4	10.80
400	ANTHONY HARDY	Fr	California Lutheran	5	10.91
252	GREG A. WILL	Sr	Linfield OR	6	11.00
457	LARRY WOODSON	Sp	Missouri Baptist	7	11.01
60	CHARLES DENSON	Sp	Edward Waters FL	8	11.05

NAIA NATL OUTDOOR T & F
1600 RELAY

RUSSELLVILLE, AR
Division: MEN

MAY 22, 1986
EVENT # 12

Records - NAIA MEN : 3:05.40 Mississippi Valley State 1981
NAIA WOMEN : NO MARK
N/A : NO MARK
N/A : NO MARK

ENTRANT #	NAME	GR	AFFILIATION	PLACE	MARK
-----------	------	----	-------------	-------	------

PRELIM RESULTS SECTION # 1

365	/WAYLAND BAPTIST UNI	12	Wayland Baptist TX	1	3:09.08
-----	----------------------	----	--------------------	---	---------

214	/CENTRAL ARKANSAS		Central Arkansas	2	3:12.25
-----	-------------------	--	------------------	---	---------

230	/BETHANY COLLEGE		Bethany KS	3	3:13.73
-----	------------------	--	------------	---	---------

150	/AZUSA PACIFIC UNIVE		Azusa Pacific CA	4	3:15.28
-----	----------------------	--	------------------	---	---------

648	/LORAS COLLEGE		Loras IA	5	3:15.71
-----	----------------	--	----------	---	---------

626	/HILLSDALE COLLEGE		Hillsdale MI	6	3:18.75
-----	--------------------	--	--------------	---	---------

PRELIM RESULTS SECTION # 2

376	/LUBBOCK CHRISTIAN		Lubbock Christian TX	1	3:13.56
-----	--------------------	--	----------------------	---	---------

516	/TAYLOR UNIVERSITY		Taylor IN	2	3:14.39
-----	--------------------	--	-----------	---	---------

459	/MISSOURI BAPTIST CO		Missouri Baptist	3	3:14.78
-----	----------------------	--	------------------	---	---------

724	/SOUTHWESTERN COLLEG		Southwestern KS	4	3:16.85
-----	----------------------	--	-----------------	---	---------

67	/EDWARD WATERS COLLE		Edward Waters FL	5	3:18.35
----	----------------------	--	------------------	---	---------

NAIA NATL OUTDOOR T & F
1600 RELAY

RUSSELLVILLE, AR
Division: MEN

MAY 22, 1986
EVENT # 12

Records - NAIA MEN : 3:05.40 Mississippi Valley State 1981
NAIA WOMEN : NO MARK
N/A : NO MARK
N/A : NO MARK

ENTRANT #	NAME	GR	AFFILIATION	PLACE	MARK
PRELIM RESULTS SECTION # 3					
172	/DOANE COLLEGE		Doane NE	1	3:13.16
243	/MCMURRAY COLLEGE		McMurry TX	2	3:13.32
602	/CENTRAL STATE UNIVE		Central State OK	3	3:13.65
77	/OKLAHOMA BAPTIST UN		Oklahoma Baptist	4	3:15.73
535	/SIMON FRASER UNIVER		Simon Fraser CAN	5	3:16.61
38	/TARLETON STATE UNIV		Tarleton State TX	6	3:30.48

DECATHLON
FINAL RESULTS
MAY 23, 1986

RANK	NO.	NAME, SCHOOL	100M	LONG JUMP	SHOT PUT	HIGH JUMP	400M	110M HURD	DISCUS	POLE VAULT	JAVELIN	1500M	TOTAL
1	71	MARK ELLISTON OKLAHOMA BAPTIST	755 11.49	818 7.02m 23- $\frac{1}{2}$	535 10.82m 35-6	850 2.05m 6-8 $\frac{3}{4}$	827 49.74	822 15.23	602 36.92m	535 3.70m	607 51.22m	672 4:41.35	7023
2	87	ROYAL A BRETTTRAGER GRACELAND IA	703 11.74	673 6.39m 20-11 $\frac{3}{4}$	544 10.97m 36-0	731 1.92m 6-3 $\frac{1}{2}$	770 50.99	821 15.24	587 36.16m	731 4.40m	599 50.70m	683 4:39.54	6842
3	137	DAVE DANGLIES AZUSA PACIFIC CA	753 11.50	883 7.29m 23-11	562 11.22m 36-11 $\frac{3}{4}$	803 2.03m 6-6 $\frac{3}{4}$	717 52.18	593 17.30	610 37.30m	509 3.60m	622 52.28m	669 4:41.79	6721
4	359	BENSON OWERE WAYLAND BAPTIST TX	789 11.33	757 6.76m 22-2 $\frac{1}{2}$	784 14.90m 48-10 $\frac{3}{4}$	602 1.77m 5-9 $\frac{1}{2}$	743 51.58	765 15.72	739 43.64m	457 3.40m	644 53.70m	417 5:26.50	6697
5	403	LINDAHL LUCAS CALIFORNIA LUTHERAN	691 11.80	732 6.65m 21-10	498 10.20m 33-5 $\frac{3}{4}$	803 2.00m 6-6 $\frac{3}{4}$	753 51.35	817 15.27	571 35.38m	673 4.20m	490 43.30m	652 4:44.50	6680
6	19	RYAN PSCHIGODA HILLSDALE MI	742 11.55	818 7.02m 23- $\frac{1}{2}$	410 8.73m 28-7 $\frac{3}{4}$	731 1.92m 6-3 $\frac{1}{2}$	783 50.70	730 16.02	456 29.58m	509 3.60m	542 46.84m	749 4:29.28	6470
7	315	KEITH WIGLEY GEORGE FOX OR	637 12.07	652 6.30m 20-8	492 10.11m 33-2	731 1.92m 6-3 $\frac{1}{2}$	717 52.18	750 15.85	456 29.56m	673 4.20m	622 52.26m	721 4:33.66	6451
8	519	WENDELL DONALDSON STERLING KS	685 11.83	693 6.48m 21-3 $\frac{1}{2}$	612 12.09m 39-8	653 1.83m 6-0	680 53.04	648 16.77	717 42.56m	482 3.50m	638 53.32m	568 4:58.55	6376
9	495	BRIAN LANGE KEARNEY STATE NE	713 11.69	727 6.63m 21-9	569 11.39m 37-4 $\frac{1}{2}$	705 1.89m 6-2 $\frac{1}{2}$	716 52.19	606 17.18	644 38.98m	457 3.40m	560 48.06m	676 4:40.68	6373
10	136	TED CAMPBELL AZUSA PACIFIC CA	675 11.88	637 6.23m 20-5 $\frac{1}{2}$	532 10.77m 35-4	705 1.89m 6-2 $\frac{1}{2}$	713 52.26	672 16.55	606 37.12m	617 4.0m	500 44.00m	597 4:53.65	6254

DECATHLON cont'd

RANK	NO.	NAME, SCHOOL	100M	LONG JUMP	SHOT PUT	HIGH JUMP	400M	110M HURD	DISCUS	POLE VAULT	JAVELIN	1500M	TOTAL
11	405	MARIO RIVEROS CALIFORNIA LUTHERAN	763 11.45	657 6.32m 20-9	541 10.92m 35-10	602 1.77m 5-9½	838 49.50	697 16.32	472 30.38m	482 3.50m	524 45.60m	602	6178 4:52.86
12	435	ANDY OLSON SW STATE MN	665 11.93	644 6.62m 20-6½	510 10.40m 34-1½	627 1.80m 5-10 3/4	722 52.07	740 15.94	531 33.36m	590 3.90m	526 45.76m	569	6124 4:58.32
13	17	BILL NELSON DAKOTA STATE SD	624 12.14	617 6.14m 20-1 3/4	611 12.07m 39-7½	602 1.77m 5-9½	688 52.85	605 17.19	511 32.34m	617 4.0m	594 50.38m	610	6079 4:51.46
14	141	KEVIN KORTHIUS AZUSA PACIFIC	653 11.99	741 6.69m 21-11½	437 9.18m 30-1½	602 1.77m 5-9½	672 53.22	667 16.60	507 32.14	790 4.60m	413 37.98m	512	5994 5:08.46
	326	LARRY CONAWAY WESTERN OREGON ST	711 11.70	785 6.88m 22-7	551 11.08m 36-4½	653 1.63m 6-0	721 52.09	772 15.66	472 30.40m	WITHDREW-----			
	534	JESSE WITTE SIMON FRASER CAN	713 11.69	591 6.02m 19-9	569 11.38m 37-4	552 1.71m 5-7½	741 51.64	000 19.19	WITHDREW----- DISQUALIFIED				

AFTER 10 EVENTS HAVE BEEN SCORED

CODE #	NAME	MEN	WOMEN
12	Azusa Pacific CA	78	
152	Prairie View A&M TX	42	
191	Wayland Baptist TX	32	
216	Wisconsin-Parkside	30	
149	Pittsburg State KS	16	
2	Adams State CO	14	
133	Oklahoma Baptist	10	
199	Western State CO	10	
69	Glenville State WV	8	
73	Graceland IA	8	
158	Saginaw Valley State MI	8	
150	Point Loma Nazarene CA	6	
161	School of the Ozarks MO	6	
92	Kearney State NE	6	
198	Western Oregon State	6	
139	Pacific Lutheran WA	4	
175	Southwestern KS	4	
200	Western Washington	3	
213	Wisconsin-EauClaire	3	
38	Colorado Mines	2	
81	Henderson State AR	2	
171	Southern Oregon State	2	
194	West Virginia State	2	
25	California Lutheran	2	
132	Northwood Institute MI	1	
135	Olivet Nazarene IL	1	
84	Hillsdale MI	1	
5	Aquinas MI	1	
49	Dickinson State ND	1	
206	Whitworth WA	1	

NAIA NATIONAL OUTDOOR MEN'S TRACK AND FIELD CHAMPIONSHIPS

SECOND DAY
FRIDAY, MAY 23, 1986

RUSSELLVILLE, ARKANSAS

RE-CORRECTED SCHEDULE

FRIDAY, MAY 23, 1986

RUNNING EVENTS

3:30 p.m.	100m Hurdles-Women-Semis
3:50 p.m.	110 Hurdles-Men-Semis
4:10 p.m.	100m-Women-Semis
4:25 p.m.	100m-Men-Semis
4:40 p.m.	400m-Women-Semis
4:55 p.m.	400m-Men-Semis
5:15 p.m.	800m-Women-Semis
5:30 p.m.	800m-Men-Semis
5:45 p.m.	400 Relay-Women-Semis
6:00 p.m.	400 Relay-Men-Semis
6:15 p.m.	100m Hurdles-Women-FINALS
6:20 p.m.	OPENING CEREMONIES at
6:40 p.m.	110m Hurdles-Men-FINALS
6:55 p.m.	400m Hurdles-Women-Semis
7:15 p.m.	400m Hurdles-Men-Semis
7:35 p.m.	100m-Women-FINALS
7:45 p.m.	100m-Men-FINALS
7:55 p.m.	5,000m-Men-Semis
8:30 p.m.	4x400m Relay-Women-Trials
8:50 p.m.	4x400m Relay-Men-Trials
9:10 p.m.	10,000m Walk-Men-FINALS

SHOT PUT, MEN
NAIA NATL OUTDOOR T & F

PRELIM # 1
RUSSELLVILLE, AR

EVENT # 19
MAY 22, 1978

Schedule - Prelim:

Seai:

Final: 5:00PM-FRIDAY

Records - NAIA MEN : 63-01.0 Frank Gross, Adams State CO 19.23, 1978
NAIA WOMEN : NO MARK
N/A : NO MARK
N/A : NO MARK

3 FLIGHTS OF 5, 2 FLIGHTS OF 4, QUALIFY 8 BEST THROWS TO FINALS IN REVERSE ORDER

ENTRANT #	NAME	GR	AFFILIATION	PREV. MARK	POSITION	PLACE	MARK
146	CHRISTIAN OMOYE		Azusa Pacific CA	56-10.0	1	-----	-----
721	TONYD L. SYLVESTER	Jr	Southwestern KS	57-09.0	2	-----	-----
147	STEVE PROKOP		Azusa Pacific CA	57-11.0	3	-----	-----
40	RALPH BOSS	Jr	Oklahoma Christian	51-02.5	4	-----	-----
689	MOOCHIE BROWN	Sr	Glenville State WV	50-05.0	5	-----	-----

ENTRANT #	NAME	GR	AFFILIATION	PREV. MARK	POSITION	PLACE	MARK
16	ADAM CLARK	Jr	Dakota State SD	53-00.0	1	-----	-----
564	DOUG OSBURN	Sr	Harding AR	51-05.0	2	-----	-----
143	MIKE MAYNARD		Azusa Pacific CA	54-01.0	3	-----	-----
104	IVAN PARKER	Sr	Southern Oregon State	56-08.0	4	-----	-----
322	TONY RUSSO	Jr	Wisconsin-Milwaukee	49-05.0	5	-----	-----

ENTRANT #	NAME	GR	AFFILIATION	PREV. MARK	POSITION	PLACE	MARK
691	DAVE DARST	Sr	Glenville State WV	54-04.0	1	-----	-----
493	DAN GUSHARD	Sr	Kearney State NE	55-07.0	2	-----	-----
182	TOM BEEBE	Jr	Pittsburg State KS	52-11.0	3	-----	-----
200	RANDY DITTER		Wayne State NE	54-00	4	-----	-----
487	KIM NIX	Sp	Western Washington	51-07.0	5	-----	-----

SHOT PUT, MEN
NAIA NATL OUTDOOR T & F

PRELIM # 4
RUSSELLVILLE, AR

EVENT # 19
MAY 22, 1986

ENTRANT #	NAME	SR	AFFILIATION	PREV. MARK	POSITION	PLACE	MARK
52	CRAIG PETERSON	Jr	Moorhead State MN	54-06.0	1	-----	-----
632	DAN MAHER	Jr	Dickinson State ND	55-06.75	2	-----	-----
540	DARREN SHEETS	Jr	Northeastern State OK	51-11.0	3	-----	-----
287	RANDY CAMPBELL	Jr	Arkansas Tech	52-07.5	4	-----	-----

ENTRANT #	NAME	SR	AFFILIATION	PREV. MARK	POSITION	PLACE	MARK
455	JIM E. MOEWEN	Sp	Missouri Baptist	51-11.0	1	-----	-----
80	PHIL HULBERT	Sr	Cedarville OH	52-00.0	2	-----	-----
705	JOHN MAGO	Sr	Wisconsin-EauClaire	54-08.5	3	-----	-----
359	BENSON DWERE	Fr	Wayland Baptist TX	55-00.0	4	-----	-----

TRIPLE JUMP, MEN
NAIA NATL OUTDOOR T & F

PRELIM # 1
RUSSELLVILLE, AR

EVENT # 18
MAY 22, 1986

Schedule - Prelim:

Semi:

Final: 6:00PM-FRIDAY

Records - NAIA MEN : 53-06.5 Cary Tyler, Biola CA 1981 16.32
NAIA WOMEN : NO MARK
N/A : NO MARK
N/A : NO MARK

5 FLIGHTS OF 4, 1 FLIGHT OF 3, QUALIFY 8 BEST TO F INALS IN REVERSE ORDER

ENTRANT #	NAME	GR AFFILIATION	PREV. MARK	POSITION	PLACE	MARK
555	RENE J. REEVES	Hastings NE	48-02.0	1	-----	-----
662	LISHA BRISCOE	Jr Prairie View A&M TX	52-08.0	2	-----	-----
285	TROY FRYE	Fr Ozarks, College of AR	47-08.0	3	-----	-----

PRELIM # 2

ENTRANT #	NAME	GR AFFILIATION	PREV. MARK	POSITION	PLACE	MARK
481	JERRY HOPPER	Fr Western Washington	47-07.75	1	-----	-----
628	RAY PERRY	Sr Rio Grande OH	44-10.0	2	-----	-----
360	EMMANUEL OWIVRI	Jr Wayland Baptist TX	48-07.75	3	-----	-----
140	ROOSEVELT KENT	Azusa Pacific CA	51-03.0	4	-----	-----

PRELIM # 3

ENTRANT #	NAME	GR AFFILIATION	PREV. MARK	POSITION	PLACE	MARK
669	DENNIS MCWHINNEY	Sp Prairie View A&M TX	48-10.0	1	-----	-----
694	LLOYD WILLIS	Jr Glenville State WV	45-06.0	2	-----	-----
681	BEVAN SMITH	Sr Anderson IN	47-07.5	3	-----	-----
687	LOXLEY C. WALTERS	Sp School of the Ozarks MO	50-07.0	4	-----	-----

TRIPLE JUMP, MEN
NAIA NATL OUTDOOR T & F

PRELIM # 4
RUSSELLVILLE, AR

EVENT # 18
MAY 22, 1986

ENTRANT #	NAME	GR	AFFILIATION	PREV. MARK	POSITION	PLACE	MARK
695	CRAIG AREE	Sr	FRANCIS MARION COLLEGE	45-06.25	1	-----	-----
218	ROD DYCK	Sr	Bethany KS	50-04.0	2	-----	-----
110	JIM RUS	Sp	Northwestern College IA	46-11.0	3	-----	-----
294	WAYNE JONES	Sp	High Point NC	48-11.25	4	-----	-----

ENTRANT #	NAME	GR	AFFILIATION	PREV. MARK	POSITION	PLACE	MARK
508	JAMES LAND	Jr	West Virginia State	46-09.5	1	-----	-----
133	HERBIE APKOM	-	Azusa Pacific CA	49-04.0	2	-----	-----
295	CURT CHRISTIANSEN	Jr	Adams State CO	50-03.0	3	-----	-----
240	MARC KLINKERMAN	Jr	McMurry TX	45-11.0	4	-----	-----

ENTRANT #	NAME	GR	AFFILIATION	PREV. MARK	POSITION	PLACE	MARK
723	RICKY N. TELLIS	Sp	Southwestern KS	49-07.5	1	-----	-----
176	MICHAEL MCCARTHER	Fr	Quachita Baptist AR	46-01.0	2	-----	-----
388	RICK HANSON		Mid-America Nazarene KS	46-00.0	3	-----	-----
339	DON CARTER	Jr	Fort Hays State KS	49-11.0	4	-----	-----

5000 METER, MEN
NAIA NATL OUTDOOR T & F

PRELIM # 1
RUSSELLVILLE, AR

EVENT # 8
MAY 22, 1986

Schedule - Prelim: 8:25PM-FRIDAY

Semi:

Final: 8:55PM-SATURDAY

Records - NAIA MEN : 14:04.44
NAIA WOMEN : NO MARK
N/A : NO MARK
N/A : NO MARK

John Muthama

Bethel KS 1976

2 HEATS OF 17, QUALIFY TOP 6 FROM EACH HEAT TO FINALS

ENTRANT #	NAME	GR	AFFILIATION	PREV. MARK	POSITION	PLACE	MARK
603	MICHAEL CLAEYS	Fr	Berry GA	14:33.74	1	-----	-----
159	EDUARDO NAVAS	Sp	Western State CO	14:30.14	2	-----	-----
539	MIKE A. ULRICH	Sr	Olivet Nazarene IL	14:44.64	3	-----	-----
156	JUAN DIAZ	Fr	Western State CO	14:35.14	4	-----	-----
397	ART CASTLE	Jr	California Lutheran	14:33.82	5	-----	-----
606	GLENN ROACH	Jr	Berry GA	14:39.24	6	-----	-----
161	STEVE ROCH	Jr	Western State CO	14:30.14	7	-----	-----
633	JAY SCHELL	Sr	Dickinson State ND	15:28.84	8	-----	-----
440	ALAN GIESEN	Fr	Pacific Lutheran WA	14:48.72	9	-----	-----
297	ROBERT FERGUSON	Sr	Adams State CO	13:55.14	10	-----	-----
448	DAN L. BRYANT	Sr	Missouri Baptist	14:38.74	11	-----	-----
614	STEVE HUBBARD	Sp	Hillsdale MI	14:57.05	12	-----	-----
566	MEL H. PETERSEN	Sr	Dakota Wesleyan SD	15:29.14	13	-----	-----
288	CLINT DANIELS	Jr	Arkansas Tech	15:03.64	14	-----	-----
12	EMMETT J. KIPP	Jr	Puget Sound WA	14:27.94	15	-----	-----
152	JEFF HEISER	Sp	Walsh OH	14:23.84	16	-----	-----
688	TIM FILLING	Sr	Southern Utah State	14:35.94	17	-----	-----

PRELIM #2

ENTRANT #	NAME	GR	AFFILIATION	PREV. MARK	POSITION	PLACE	MARK
718	ELLIOTT J. RODDA	Sp	Southwestern KS	14:56.44	1	-----	-----
306	JACK SPERBER	Jr	Adams State CO	14:31.14	2	-----	-----
24	TIM RENZELMANN		Wisconsin-Parkside	14:31.64	3	-----	-----
610	PAUL AUFDENBERGE	Jr	Hillsdale MI	14:21.64	4	-----	-----
646	RICH TIGHE	Sr	Loras IA	14:34.14	5	-----	-----
155	JEFF WERTMAN	Sr	Walsh OH	14:41.14	6	-----	-----
461	DAVID CURD	Sp	David Lipscomb TN	15:25.24	7	-----	-----
589	NELSON BEGAY	Jr	Central State OK	14:42.00	8	-----	-----
296	CRAIG DICKSON	Fr	Adams State CO	15:09.14	9	-----	-----
249	JOE A. ALWARD	Sr	Linfield OR	14:34.14	10	-----	-----
627	DARREN MILLER	Jr	Rio Grande OH	14:29.04	11	-----	-----
608	ERIC SCHWAB	Sp	Austin TX	16:45.14	12	-----	-----
605	PATRICK O'GRADY	Jr	Berry GA	14:36.64	13	-----	-----
177	FAT PONDER	Sp	Quachita Baptist AR	14:54.80	14	-----	-----
288	ROBBIE HIPWOOD	Sr	Adams State CO	14:02.14	15	-----	-----
79	TOM HILL	Jr	Cedarville OH	14:28.71	16	-----	-----
337	TAD WOODSLEY	Sp	Western Oregon State	14:37.09	17	-----	-----

10,000 METER WALK, MEN
NAIA NATL OUTDOOR T & F

FINAL
RUSSELLVILLE, AR

EVENT # 10
MAY 22, 1986

Schedule - Prelim:

Semi:

Final: 9:40PM-FRIDAY

Records - NAIA MEN : 43:31.23
NAIA WOMEN : NO MARK
N/A : NO MARK
N/A : NO MARK

Ray Sharp

WI-Parkside 1981

FINAL

ENTRANT #	NAME	SR	AFFILIATION	PREV. MARK	POSITION	PLACE	MARK
291	DAVE BARSTIS		Aquinas MI	51:15.14	1	-----	-----
246	ANDY MOUEBEAU	Jr	Aquinas MI	51:11.14	2	-----	-----
485	HERN NELSON	Jr	Western Washington	51:03.14	3	-----	-----
20	ANDY KAESTNER		Wisconsin-Parkside	46:48.14	4	-----	-----
701	JOHN HOKANEON	Sr	Wisconsin-EauClaire	50:19.14	5	-----	-----
319	SCOTT ESPOSITO	Jr	Wisconsin-Milwaukee	50:02.14	6	-----	-----
245	PAUL JUDD	Jr	Aquinas MI	49:48.64	7	-----	-----
25	MIKE ROHL		Wisconsin-Parkside	46:48.14	8	-----	-----
542	TRENT JONES	Sr	Lewis & Clark OR	49:59.34	9	-----	-----
472	RANDY JACOBS	Jr	Willapette OR	49:16.14	10	-----	-----
483	JAMES ALLEN	Sr	Western Washington	46:49.44	11	-----	-----
389	KEVIN SCHOESSOW	Jr	Wisconsin-River Falls	51:29.14	12	-----	-----
26	MIKE STAUCH		Wisconsin-Parkside	46:48.14	13	-----	-----
19	DOUG FOURNIER		Wisconsin-Parkside	46:19.14	14	-----	-----

EVENT OFFICIAL

TITLE

WIND READING: -----

MARATHON, MEN
NAIA NATL OUTDOOR T & F

FINAL
RUSSELLVILLE, AR

EVENT # 14
MAY 22, 1986

Schedule - Prelim:

Semi:

Final: 6:00AM-SATURDAY

Records - NAIA MEN : 2:21:08.22 Jim Bob Cairns Puget Sound WA 1985
NAIA WOMEN : NO MARK
N/A : NO MARK
N/A : NO MARK

FINAL

ENTRANT #	NAME	GR AFFILIATION	PREV. MARK	POSITION	PLACE	MARK
90	JEFF POPE	Sr Arkansas Monticello	2:29.30	1	-----	-----
411	DENIS KIELY	Sp Point Loma Nazarene CA	2:35.42	2	-----	-----
652	AUGUST HERMES	Jr Westmont CA	2:27.17	3	-----	-----
9	JAMES R CAIRNS	Sr Puget Sound WA	2:21.08	4	-----	-----
103	SCOTT MARTIN	Sr Southern Oregon State	2:35.58	5	-----	-----
341	KIEK HUNTER	Jr Fort Hays State KS	3:29.31	6	-----	-----
253	JOEL T. ENDERLE	Jr Belmont TN	2:36.02	7	-----	-----
425	ALBERT ENGEVIK	Sr Northern State SD	2:31.00	8	-----	-----
365	CLAY DAVIS	Jr Lubbock Christian TX	2:44.54	9	-----	-----
317	JOACHIM OBERST	Sr Goshen IN	2:37.25	10	-----	-----
679	JASON LENTZ	Sr Anderson IN	2:47.14	11	-----	-----
717	JOHN K. NICHOLS	Jr Southwestern KS	2:30.48	12	-----	-----
178	ROBBIE SIMMONS	Sp Ouachita Baptist AR	2:37.09	13	-----	-----
731	GREG MILLER	Jr EASTERN OREGON STATE COLLE	2:34:52.14	14	-----	-----
442	DANIEL MURPHY	Fr David Lipscomb TN	2:52.11	15	-----	-----

EVENT OFFICIAL

TITLE

WIND READING: -----

1600 RELAY, MEN
NAIA NATL OUTDOOR T & F

PRELIM # 1
RUSSELLVILLE, AR

EVENT # 12
MAY 22, 1986

Schedule - Prelim: 9:20PM-FRIDAY

Semi:

Final: 9:25PM-SATURDAY

Records - NAIA MEN : 3:05.40
NAIA WOMEN : NO MARK
N/A : NO MARK
N/A : NO MARK

Mississippi Valley State 1981

3 HEATS OF 6, QUALIFY TOP 2 FROM EACH HEAT PLUS NEXT 2 FASTEST TIMES TO FINALS

ENTRANT #	NAME	GR	AFFILIATION	PREV. MARK	POSITION	PLACE	MARK
-----------	------	----	-------------	------------	----------	-------	------

214	/CENTRAL ARKANSAS		Central Arkansas	3:13.24	1		
150	/AZUSA PACIFIC UNIVE.		Azusa Pacific CA	3:14.34	2		
648	/LORAS COLLEGE		Loras IA	3:15.34	3		
626	/HILLSDALE COLLEGE		Hillsdale MI	3:19.26	4		
230	/BETHANY COLLEGE		Bethany KS	3:16.04	5		
365	/WAYLAND BAPTIST UNI 12		Wayland Baptist TX	3:04.68	6		

CORRECTED

6 HEATS OF 6

ENTRANT #	NAME	GR	AFFILIATION	PREV. MARK	POSITION	PLACE	MARK
-----------	------	----	-------------	------------	----------	-------	------

376	/LUBBOCK CHRISTIAN		Lubbock Christian TX	3:13.15	1		
724	/SOUTHWESTERN COLLEGE		Southwestern KS	3:17.94	2		
129	/MALONE COLLEGE		Malone OH	3:11.34	3		
459	/MISSOURI BAPTIST CO		Missouri Baptist	3:15.10	4		
516	/TAYLOR UNIVERSITY		Taylor IN	3:18.84	5		
67	/EDWARD WATERS COLLEGE		Edward Waters FL	3:14.42	6		

CORRECTED

1600 RELAY, MEN
NAIA NATL OUTDOOR T & F

PRELIM # 3
RUSSELLVILLE, AR

EVENT # 12
MAY 22, 1986

Schedule - Prelim: 9:20PM-FRIDAY

Semi:

Final: 9:25PM-SATURDAY

Records - NAIA MEN : 3:05.40
NAIA WOMEN : NO MARK
N/A : NO MARK
N/A : NO MARK

Mississippi Valley State 1981

3 HEATS OF 6, QUALIFY TOP 2 FROM EACH HEAT PLUS NEXT 2 FASTEST TIMES TO FINALS

ENTRANT #	NAME	GR	AFFILIATION	PREV. MARK	POSITION	PLACE	MARK
535	/SIMON FRASER UNIVER	Simon Fraser	CAN	3:14.82	1	-----	-----
602	/CENTRAL STATE UNIVE	Central State	OK	3:12.89	2	-----	-----
243	/MCMURRAY COLLEGE	McMurry	TX	3:13.10	3	-----	-----
38	/TARLETON STATE UNIV	Tarleton State	TX	3:18.14	4	-----	-----
77	/OKLAHOMA BAPTIST UN	Oklahoma Baptist		3:18.10	5	-----	-----
172	/DOANE COLLEGE	Doane	NE	3:14.88	6	-----	-----

corrected

EVENT OFFICIAL :

TITLE

WIND READING: -----

400 HURDLES, MEN
NAIA NATL OUTDOOR T & F

SEMI # 1
RUSSELLVILLE, AR

EVENT # 5
MAY 22, 1986

Schedule - Prelim: 9:35PM-THURSDAY

Semi: 7:20PM-FRIDAY

Final: 7:25PM-SATURDAY

Records - NAIA MEN : 50.05 Ed Brown Saginaw Valley MI-84
NAIA WOMEN : NO MARK
N/A : NO MARK
N/A : NO MARK

2 HEATS, 1 OF 7, AND 1 OF 8, QUALIFY TOP 4 EA HEAT TO FINALS

ENTRANT #	NAME	GR	AFFILIATION	PREV. MARK	POSITION	PLACE	MARK
85	DOUG B. SANDERS	Sr	Bluffton OH	53.26	1		
47	DON SMITH	Jr	Oklahoma Christian	53.09	2		
304	PAUL SIMS	Fr	Adams State CO	53.05	3		
134	BRIAN ARNOLD		Azusa Pacific CA	52.95	4		
352	DENNIS W. MOORE	Sr	Wayland Baptist TX	51.55	5		
657	PHIL PITNEY	Sr	Westmont CA	53.01	6		
114	DAVE FATHEREE	Sr	Malone OH	53.14	7		
					8		

SEMI #2

ENTRANT #	NAME	GR	AFFILIATION	PREV. MARK	POSITION	PLACE	MARK
450	TONEY L. CHATMAN	Jr	Missouri Baptist	53.49	1		
670	FELTON NAILS	Fr	Prairie View A&M TX	53.18	2		
166	BRENT HARSIN		Doane NE	52.12	3		
211	KENNETH DAVIS	Fr	Central Arkansas	51.90	4		
668	KEVIN MCKINLEY	Jr	Prairie View A&M TX	52.70	5		
413	JOHN MATT	Sr	Point Loma Nazarene CA	52.52	6		
93	JASON D. BROCKEL	Fr	Colorado Mines	52.22	7		
235	BOBBY CAMPBELL	Sr	McMurry TX	53.41	8		

110 METER HURDLES, MEN
NAIA NATL OUTDOOR T & F

SEMI # 1
RUSSELLVILLE, AR

EVENT # 2
MAY 22, 1986

Schedule - Prelim: 6:50PM-THURSDAY

Semi: 3:50PM-FRIDAY

Final: 6:50PM-FRIDAY

Records - NAIA MEN : 13.74
NAIA WOMEN : NO MARK
N/A : NO MARK
N/A : NO MARK

Rodney Milburn

Southern-BR, LA -72

2 heats- 1 of 7 & 1 of 8-Top 4 to Finals

ENTRANT #	NAME	GR	AFFILIATION	PREV. MARK	POSITION	PLACE	MARK
381	IVAN LOWE	Sp	Northwood Institute MI	15.03	1		
188	TODD HARRIS	Sr	Pittsburg State KS	14.82	2		
94	TIMOTHY P. LANE	Jr	Colorado Mines	14.80	3		
420	PHIL WILLIAMS	Jr	Point Loma Nazarene CA	14.48	4		
668	KEVIN MCKINLEY	Jr	Prairie View A&M TX	14.23	5		
204	JAMES GULLEY	Sp	Henderson State AR	14.67	6		
574	CHARLES CHANDLER	Sr	Central Washington	15.11	7		
					8		

ENTRANT #	NAME	GR	AFFILIATION	PREV. MARK	POSITION	PLACE	MARK
697	CLEO BATTLE	Jr	Metropolitan State CO	15.23	1		
6	VICTOR WILLIAMS	Fr	Langston OK	15.10	2		
511	DONALD WILLIAMS	Fr	West Virginia State	14.76	3		
133	HERBIE APKOM		Azusa Pacific CA	14.28	4		
134	BRIAN ARNOLD		Azusa Pacific CA	14.43	5		
286	RODNEY BROOKS	Jr	Arkansas Tech	14.77	6		
139	ANTHONY HOUSE		Azusa Pacific CA	14.91	7		
520	RON HARTSFIELD	Fr	Sterling KS	15.57	8		

400 METER RELAY, MEN
NAIA NATL OUTDOOR T & F

SEMI # 1
RUSSELLVILLE, AR

EVENT # 13
MAY 22, 1986

Schedule - Prelim: 5:15PM-THURSDAY

Semi: 6:00PM-FRIDAY

Final: 6:10PM-SATURDAY

Records - NAIA MEN : 40.02
NAIA WOMEN : NO MARK
N/A : NO MARK
N/A : NO MARK

Wayland Baptist TX

1985

2 HEATS OF 7

ENTRANT #	NAME	BR AFFILIATION	PREV. MARK	POSITION	PLACE	MARK
92	/ARKANSAS MONTICELLO	Arkansas Monticello	40.91	1	_____	_____
559	/HASTINGS COLLEGE	Hastings NE	41.91	2	_____	_____
365	/WAYLAND BAPTIST UNI 12	Wayland Baptist TX	40.16	3	_____	_____
206	/HENDERSON STATE UNI	Henderson State AR	41.20	4	_____	_____
214	/CENTRAL ARKANSAS	Central Arkansas	41.35	5	_____	_____
459	/MISSOURI BAPTIST CO	Missouri Baptist	41.50	6	_____	_____
150	/AZUSA PACIFIC UNIVE	Azusa Pacific CA	40.39	7	_____	_____
724.	/SOUTHWESTERN COLLEG	Southwestern KS	41.54	8	_____	_____

EVENT OFFICIAL

TITLE

WIND READING: _____

400 METER RELAY, MEN
NAIA NATL OUTDOOR T & F

SEMI # 2
RUSSELLVILLE, AR

EVENT # 13
MAY 22, 1986

Schedule - Prelim: 5:15PM-THURSDAY

Semi: 6:00PM-FRIDAY

Finals: 6:10PM-SATURDAY

Records - NAIA MEN : 40.02
NAIA WOMEN : NO MARK
N/A : NO MARK
N/A : NO MARK

Wayland Baptist TX

1985

2 heats of 7

ENTRANT #	NAME	GR	AFFILIATION	PREV. MARK	POSITION	PLACE	MARK
535	/SIMON FRASER UNIVER	Simon Fraser	CAN	43.35	1		
406	/CALIFORNIA LUTHERAN	California Lutheran		41.78	2		
492	/WESTERN WASHINGTON	Western Washington		42.16	3		
243	/MCMURRAY COLLEGE	McMurry TX		42.13	4		
199	/PITTSBURG STATE UNI	Pittsburg State KS		41.67	5		
172	/DOANE COLLEGE	Doane NE		42.29	6		
421	/POINT LOMA COLLEGE	Point Loma Nazarene CA		42.09	7		
					8		

EVENT OFFICIAL

TITLE

WIND READING: _____

100 METER, MEN
NAIA NATL OUTDOOR T & F

SEMI # 1
RUSSELLVILLE, AR

EVENT # 1
MAY 22, 1986

Schedule - Prelim: 7:55PM-THURSDAY

Semi: 4:25PM-FRIDAY

Final: 7:50PM-FRIDAY

Records - NAIA MEN : 10.15 Innocent Egbunike Azusa Pacific CA -84
NAIA WOMEN : NO MARK
N/A : NO MARK
N/A : NO MARK

3 Heats of 8-top 2 to finals-next 2 fastest times

ENTRANT #	NAME	GR AFFILIATION	PREV. MARK	POSITION	PLACE	MARK
205	GREG WILLIAMS	Jr Henderson State AR	10.76	1	_____	_____
149	PATRICK NWANKWO	Azusa Pacific CA	10.75	2	_____	_____
529	CHRIS LOCK	Jr Simon Fraser CAN	11.05	3	_____	_____
356	ALRICK G. MUNROE	Sp Wayland Baptist TX	10.52	4	_____	_____
398	NOEL CHESTNUT	Fr California Lutheran	11.04	5	_____	_____
361	ROSCELLIUS D. POPE	Jr Wayland Baptist TX	10.73	6	_____	_____
496	NEIL TAYLOR	Jr Kearney State NE	11.10	7	_____	_____
639	BARRY HARRIS	Fr Loras IA	11.20	8	_____	_____

PRELIM # 2

ENTRANT #	NAME	GR AFFILIATION	PREV. MARK	POSITION	PLACE	MARK
97	DAVID P. FALMER	Jr Concordia NE	10.99	1	_____	_____
456	LETORRE R. SWINNEY	Sp Missouri Baptist	10.82	2	_____	_____
362	CARLOS M. REYNOLDS	Sr Wayland Baptist TX	10.81	3	_____	_____
347	BORNS S. ANDAMA	Sr Wayland Baptist TX	10.80	4	_____	_____
191	AARON LANG	Sr Pittsburg State KS	10.65	5	_____	_____
203	DAVID GRAY	Sp Henderson State AR	11.04	6	_____	_____
548	JAMES C. FRIEND	Fr Hastings NE	11.05	7	_____	_____
5	BILL WILLIAMS	Fr Langston OK	11.13	8	_____	_____

100 METER, MEN
NAIA NATL OUTDOOR T & F

SEMI # 3
RUSSELLVILLE, AR

EVENT # 1
MAY 22, 1986

Schedule - Prelim: 7:55PM-THURSDAY

Semi: 4:25PM-FRIDAY

Final: 7:50PM-FRIDAY

Records - NAIA MEN : 10.15
NAIA WOMEN : NO MARK
N/A : NO MARK
N/A : NO MARK

Innocent Egbunike

Azusa Pacific CA -84

3 Heats of 8-top 2 to finals-next 2 fastest times

ENTRANT #	NAME	GR	AFFILIATION	PREV. MARK	POSITION	PLACE	MARK
400	ANTHONY HARDY	Fr	California Lutheran	11.05	1	_____	_____
61	REGINALD JACKSON	Fr	Edward Waters FL	11.05	2	_____	_____
457	LARRY WOODSON	Sp	Missouri Baptist	10.99	3	_____	_____
675	JEFF WILLIAMS	Jr	Prairie View A&M TX	10.71	4	_____	_____
665	SCOTT FERGUSON	Jr	Prairie View A&M TX	10.75	5	_____	_____
349	MORRIS D. EGON	Jr	Wayland Baptist TX	10.82	6	_____	_____
252	GREG A. WILL	Sr	Linfield OR	11.03	7	_____	_____
60	CHARLES DEMSON	Sp	Edward Waters FL	11.06	8	_____	_____

800 METER, MEN
NAIA NATL OUTDOOR T & F

SEMI # 1
RUSSELLVILLE, AR

EVENT # 6
MAY 22, 1986

Schedule - Prelim: 8:30PM-THURSDAY

Semi: 5:30PM-FRIDAY

Final: 8:05PM-SATURDAY

Records - NAIA MEN : 2:27.02
NAIA WOMEN : NO MARK
N/A : NO MARK
N/A : NO MARK

Evans White

Prairie View TX -79

Top 2 each heat to finals--next 2 fastest times

ENTRANT #	NAME	GR	AFFILIATION	PREV. MARK	POSITION	PLACE	MARK
713	TOREY L. KELLER	Jr	Southwestern KS	1:51.27	1	-----	-----
581	KEN ROSSETTO	Jr	Central Washington	1:54.66	2	-----	-----
453	GARY JONES	Sr	Missouri Baptist	1:54.58	3	-----	-----
46	BRETT MCKNIGHT	Jr	Oklahoma Christian	1:54.99	4	-----	-----
468	DAVE MORE	Sr	Park MO	1:52.57	5	-----	-----
454	ANTHONY R. LEAKS	Jr	Missouri Baptist	1:49.88	6	-----	-----
305	MAURICE SMITH	Jr	Adams State CO	1:51.93	7	-----	-----
532	PAUL THOLA	Sp	Simon Fraser CAN	1:53.79	8	-----	-----

SEMI #1

ENTRANT #	NAME	GR	AFFILIATION	PREV. MARK	POSITION	PLACE	MARK
666	LANCE GREENE	Jr	Prairie View A&M TX	1:51.43	1	-----	-----
466	MARK GREGORY	Sr	Park MO	1:53.98	2	-----	-----
107	TODD THOMAS	Jr	Southern Oregon State	1:51.97	3	-----	-----
375	KENRICK WILLIAMS	Sr	Lubbock Christian TX	1:51.95	4	-----	-----
530	SASHA HAGY	Fr	Simon Fraser CAN	1:52.72	5	-----	-----
289	ROBERT BUNTER	Jr	Arkansas Tech	1:52.67	6	-----	-----
51	BRAD MILBECK	Sr	Moorhead State MN	1:50.93	7	-----	-----
384	JAMONTY WASHINGTON	Jr	Northwood Institute MI	1:53.02	8	-----	-----

800 METER, MEN
NAIA NATL OUTDOOR T & F

SEMI # 3
RUSSELLVILLE, AR

EVENT # 6
MAY 22, 1986

Schedule - Prelim: 8:30PM-THURSDAY

Semi: 5:30PM-FRIDAY

Final: 8:05PM-SATURDAY

Records - NAIA MEN : 2:27.02
NAIA WOMEN : NO MARK
N/A : NO MARK
N/A : NO MARK

Evans White

Prairie View TX -79

Top 2 each heat to finals-next 2 fastest times

ENTRANT #	NAME	GR	AFFILIATION	PREV. MARK	POSITION	PLACE	MARK
351	KISUTE N. KIBOKO	Sp	Wayland Baptist TX	1:52.26	1	_____	_____
162	JOSE ROJAS	Fr	Western State CO	1:52.29	2	_____	_____
168	GREGG LARSON		Doane NE	1:50.93	3	_____	_____
213	JAMIE HOLT	Jr	Central Arkansas	1:51.08	4	_____	_____
600	KEITH SINGLETON	Sr	Central State OK	1:53.28	5	_____	_____
685	DAVE GETSINGER	Jr	Spring Arbor MI	1:52.42	6	_____	_____
109	TONY ANDERSON	Jr	Northwestern College IA	1:52.70	7	_____	_____
513	DOUG CORNFIELD	Jr	Taylor IN	1:51.50	8	_____	_____

EVENT OFFICIAL

TITLE

WIND READING: _____

400 METER, MEN
NAIA NATL OUTDOOR T & F

SEMI # 1
RUSSELLVILLE, AR

EVENT # 4
MAY 22, 1986

Schedule - Prelim: 7:25PM-THURSDAY

Semi: 4:55PM-FRIDAY

Final: 7:45PM-SATURDAY

Records - NAIA MEN : 45.25
NAIA WOMEN : NO MARK
N/A : NO MARK
N/A : NO MARK

Devon Morris

Wayland Bapt. TX -85

3 HEATS OF 8, QUALIFY 5 FROM EACH HEAT TO SEMIS

ENTRANT #	NAME	GR	AFFILIATION	PREV. MARK	POSITION	PLACE	MARK
239	ALBERT HATCHER	Sp	McMurry TX	48.57	1		
660	BOOKER MAYS	Sr	Arkansas Pine Bluff	48.23	2		
364	PETER A. SCOTT	Sp	Wayland Baptist TX	48.23	3		
353	DEVON C. MORRIS	Sp	Wayland Baptist TX	46.86	4		
677	ERIC POGUE	Sp	Prairie View A&M TX	47.59	5		
210	BYRON BAILEY	Sr	Central Arkansas	47.70	6		
374	ARMSTRONG WILLIAMS	Fr	Lubbock Christian TX	48.55	7		
					8		

PRELIM #2

ENTRANT #	NAME	GR	AFFILIATION	PREV. MARK	POSITION	PLACE	MARK
89	ROGER RANKLIN	Fr	Arkansas Monticello	49.22	1		
135	DAVE BOYD		Azusa Pacific CA	48.42	2		
358	PATRICK O. NWANGUZO	Jr	Wayland Baptist TX	48.08	3		
227	KURT SMALLWOOD	Sr	Bethany KS	47.33	4		
301	TRAVIS MCKINLEY	Jr	Adams State CO	47.31	5		
667	CEDRIC JONES	Jr	Prairie View A&M TX	47.74	6		
369	SHERLON DIDIER	Fr	Lubbock Christian TX	48.49	7		
269	WALLACE HEARNS	Jr	Saginaw Valley State MI	48.75	8		

NAIA NATIONAL OUTDOOR MEN'S TRACK AND FIELD CHAMPIONSHIPS

THIRD DAY
SATURDAY, MAY 24, 1986

RUSSELLVILLE, ARKANSAS

200 METER, MEN
NAIA NATL OUTDOOR T & F

SEMI # 3
RUSSELLVILLE, AR

EVENT # 3
MAY 22, 1986

Schedule - Prelim: 9:05PM-THURSDAY

Semi: 6:55PM-SATURDAY

Final: 8:25PM-SATURDAY

Records - NAIA MEN : 20.24
NAIA WOMEN : NO MARK
N/A : NO MARK
N/A : NO MARK

Larry Black

NC Central 1972

3 heats of 8-top 2 to finals-each heat and next 2 fastest times

ENTRANT #	NAME	SR	AFFILIATION	PREV. MARK	POSITION	PLACE	MARK
73	KEVIN MCGEHEE	Sr	Oklahoma Baptist	22.05	1		
252	GREG A. WILL	Sr	Linfield OR	21.78	2		
191	AARON LANG	Sr	Pittsburg State KS	21.52	3		
356	ALRICK G. MUNROE	Sp	Wayland Baptist TX	21.21	4		
353	DEVON C. MORRIS	Sp	Wayland Baptist TX	21.13	5		
349	MORRIS D. EGON	Jr	Wayland Baptist TX	21.52	6		
362	CARLOS M. REYNOLDS	Sr	Wayland Baptist TX	21.83	7		
170	DEXTER ROBERSON	Doane	NE	22.09	8		

EVENT OFFICIAL

TITLE

WIND READING: _____

200 METER, MEN
NAIA NATL OUTDOOR T & F

SEMI # 1
RUSSELLVILLE, AR

EVENT # 3
MAY 22, 1986

Schedule - Prelim: 9:05PM-THURSDAY

Semi: 6:55PM-SATURDAY

Final: 8:25PM-SATURDAY

Records - NAIA MEN : 20.24 Larry Black NC Central 1972
NAIA WOMEN : NO MARK
N/A : NO MARK
N/A : NO MARK

3 heats of 8-top 2 to finals each heat and next 2 fastest times

ENTRANT #	NAME	GR	AFFILIATION	PREV. MARK	POSITION	PLACE	MARK
133	HERBIE APKOM		Azusa Pacific CA	21.83	1		
88	ANTHONY DUFFEY	Sp	Arkansas Monticello	21.64	2		
347	BORNS S. ANDAMA	Sr	Wayland Baptist TX	21.31	3		
675	JEFF WILLIAMS	Jr	Prairie View A&M TX	20.99	4		
301	TRAVIS MCKINLEY	Jr	Adams State CO	21.48	5		
112	JOE BRADLEY	Sp	Malone OH	21.89	6		
515	WILLY WOOD	Sr	Taylor IN	22.04	7		
547	DARRYN L. DICKEN	Sp	Hastings NE	22.13	8		

SEMI #2

ENTRANT #	NAME	GR	AFFILIATION	PREV. MARK	POSITION	PLACE	MARK
204	JAMES GULLEY	Sp	Henderson State AR	21.96	1		
361	ROSCELLIUS D. POPE	Jr	Wayland Baptist TX	21.67	2		
667	CEDRIC JONES	Jr	Prairie View A&M TX	21.48	3		
665	SCOTT FERGUSON	Jr	Prairie View A&M TX	21.36	4		
149	PATRICK NWANKWO		Azusa Pacific CA	21.12	5		
205	GREG WILLIAMS	Jr	Henderson State AR	21.55	6		
457	LARRY WOODSON	Sp	Missouri Baptist	22.02	7		
496	NEIL TAYLOR	Jr	Kearney State NE	22.09	8		

HIGH JUMP, MEN
NAIA NATL OUTDOOR T & F

PRELIM # 1
RUSSELLVILLE, AR

EVENT # 16
MAY 22, 1986

Schedule - Prelim:

Semi:

Final: 1:30PM-SATURDAY

Records - NAIA MEN : 7-02.5 J. Hawkins/D. Glassburn 1983/1985, 2.20
NAIA WOMEN : NO MARK
N/A : NO MARK
N/A : NO MARK

STARTING HGT 6-9, MOVES TO 6-11, THEN 1 INCH INCREMENTS, 5 ALIVE METHOD

ENTRANT #	NAME	GR	AFFILIATION	PREV. MARK	POSITION	PLACE	MARK
144	JACK NANCE		Azusa Pacific CA	6-11.0	1	-----	-----
394	DON R. RALEIGH	Jr	Northwestern State OK	7-00.0	2	-----	-----
163	TIM ROSE	Sp	Western State CO	6-10.75	3	-----	-----
84	GARY R. BATES	Jr	Eluffton OH	6-08.0	4	-----	-----
344	SHANE ROBERTS	Sr	Fort Hays State KS	6-10.75	5	-----	-----
480	KURT HANSON	Sr	Western Washington	6-07.5	6	-----	-----
27	PAUL ALLISON	Fr	Tarleton State TX	6-10.0	7	-----	-----
729	JIM P. SHAVER	Sr	West Virginia Wesleyan	6-09.75	8	-----	-----
308	WAYNE WALLACE	Sr	Adams State CO	7-00.0	9	-----	-----
240	MARC KLINCKERMAN	Jr	McMurry TX	6-11.0	10	-----	-----
65	BOBBY WILSON	Sp	Edward Waters FL	6-10.0	11	-----	-----
495	BRIAN LANGE	Jr	Kearney State NE	6-10.0	12	-----	-----
647	SCOTT WINSOR	Jr	Loras IA	6-10.75	13	-----	-----
285	TROY FRYE	Fr	Ozarks, College of AR	6-08.0	14	-----	-----
508	JAMES LAND	Jr	West Virginia State	6-10.75	15	-----	-----
71	MARK ELLISTON	Sr	Oklahoma Baptist	6-11.0	16	-----	-----
339	DON CARTER	Jr	Fort Hays State KS	7-00.25	17	-----	-----
312	LEON FREEHAUF		Manchester IN	6-06.0	18	-----	-----
157	JEFF GUY	Sr	Western State CO	7-00.5	19	-----	-----
510	RONALD PLEASANT	Sr	West Virginia State	6-11.75	20	-----	-----
367	BOBBY BOONE	Fr	Lubbock Christian TX	7-00.0	21	-----	-----
57	TYRONE ROSS	Fr	Moorhead State MN	6-10.75	22	-----	-----
498	MICHAEL DELID	Sr	Winona State MN	4.0	23	-----	-----
121	GREG PULLIE	Sp	Malone OH	6-10.0	24	-----	-----
42	HERB FORD	Sr	Oklahoma Christian	6-10.75	25	-----	-----
173	STEPHEN SMITH	Jr	Ottawa KS	7-02.0	26	-----	-----

EVENT OFFICIAL

TITLE

WIND READING: _____

1500 METER, MEN
NAIA NATL OUTDOOR T & F

FINAL
RUSSELLVILLE, AR

EVENT # 7
MAY 22, 1986

Schedule - Prelim: 5:50PM-THURSDAY

Semi:

Final: 6:30PM-SATURDAY

Records - NAIA MEN : 3:44.88
NAIA WOMEN : NO MARK
N/A : NO MARK
N/A : NO MARK

Mike Boit

E. New Mexico 1976

2 HEATS OF 8, 1 HEAT OF 9, QUALIFY TOP 4 IN EACH HEAT TO FINALS

ENTRANT #	NAME	GR	AFFILIATION	PREV. MARK	POSITION	PLACE	MARK
531	ROB NELSON	Sp	Simon Fraser CAN	3:56.45	1		
370	JOHN RUIZ	Sr	Lubbock Christian TX	3:56.44	2		
305	MAURICE SMITH	Jr	Adams State CO	3:56.00	3		
562	DARRYL HALBERT	Jr	Harding AR	3:56.42	4		
581	KEN ROSSETTO	Jr	Central Washington	3:54.99	5		
431	WADE L. PERRY	Sr	Siena Heights MI	4:01.60	6		
81	ROB MOORE	Jr	Cedarville OH	4:01.62	7		
682	BRIAN WILLIAMS	Jr	Anderson IN	3:52.78	8		
439	RUSSELL COLE	Jr	Pacific Lutheran WA	3:53.99	9		
604	DAVID MATHERNE	Sr	Berry GA	4:01.55	10		
630	MIKE CARLSON	Sr	Dickinson State ND	4:01.29	11		
307	MARK STEWARD	Sr	Adams State CO	3:52.96	12		

EVENT OFFICIAL

TITLE

WIND READING: _____

STEEPLE CHASE, MEN
NAIA NATL OUTDOOR T & F

FINAL
RUSSELLVILLE, AR

EVENT # 11
MAY 22, 1986

Schedule - Prelim: 4:30PM-THURSDAY

Semi:

Final: 5:45PM-SATURDAY

Records - NAIA MEN : 8:45.69
NAIA WOMEN : NO MARK
N/A : NO MARK
N/A : NO MARK

Kregg Einspahr

Concordia NE 1981

2 HEATS OF 11, QUALIFY 6 FROM EACH HEAT TO FINALS

ENTRANT #	NAME	GR	AFFILIATION	PREV. MARK	POSITION	PLACE	MARK
494	MIKE HAMM	Sr	Kearney State NE	9:27.59	1		
299	DAN JAQUEZ	Sp	Adams State CO	9:29.33	2		
350	MARK D. HAWKINS	Fr	Wayland Baptist TX	9:31.64	3		
334	JASON SELE	Jr	Western Oregon State	9:35.62	4		
512	PETE BOWMAN	Jr	Taylor IN	9:28.03	5		
716	BRIAN M. LENZ	Sr	Southwestern KS	9:33.70	6		
719	BOBBY M. SMITH	Sp	Southwestern KS	9:27.88	7		
549	CLINT R. HEDGES	Sr	Hastings NE	9:29.24	8		
629	MARK PIERSON	Jr	Rio Grande OH	9:34.34	9		
355	THENNIS J. MULLER	Fr	Wayland Baptist TX	9:27.08	10		
124	TOM SHELTER	Jr	Malone OH	9:35.38	11		
469	CHRIS PERRONE	Sr	Park MO	9:42.69	12		

EVENT OFFICIAL

TITLE

WIND READING: _____

DISCUS, MEN
NAIA NATL OUTDOOR T & F

PRELIM # 6
RUSSELLVILLE, AR

EVENT # 20
MAY 22, 1986

Schedule - Prelim:

Semi:

Final: 4:00PM-SATURDAY

Records - NAIA MEN : 208-04.0 Christian Okoye, Azusa Pac CA 63.50, 1985
NAIA WOMEN : NO MARK
N/A : NO MARK
N/A : NO MARK

4 FLIGHTS OF 5, 2 FLIGHTS OF 6, QUALIFY 8 BEST TO FINALS

ENTRANT #	NAME	GR AFFILIATION	PREV. MARK	POSITION	PLACE	MARK
452	TONY L. EDWARDS	Sr Missouri Baptist	151-01.0	1	-----	-----
493	DAN GUSHARD	Sr Kearney State NE	165-09.0	2	-----	-----
292	RON MCINTOSH	Jr Missouri Valley MO	166-07.0	3	-----	-----
335	SOREN SORENSON	Jr Western Oregon State	159-03.0	4	-----	-----
215	ROB BERGSTROM	Jr Bethany KS	159-07.0	5	-----	-----
290	JOHN PALMER	Sr Arkansas Tech	150-10.0	6	-----	-----

EVENT OFFICIAL

TITLE

WIND READING: -----

POLE VAULT MEN
NAIA NATL OUTDOOR T & F

PRELIM # 1
RUSSELLVILLE, AR

EVENT # 15
MAY 22, 1986

Schedule - Prelim:

Semi:

Final: 2:00PM-SATURDAY

Records - NAIA MEN : 18-03.0 Billy Olson, 5.56 Abilene Christian-82
NAIA WOMEN : NO MARK
N/A : NO MARK
N/A : NO MARK

STARTING HGT 15-0, 6 INCH INCREMENTS TO 16-0, THEN 3 INCH THEREAFTER

ENTRANT #	NAME	GR	AFFILIATION	PREV. MARK	POSITION	PLACE	MARK
192	MIKE MEEK	Fr	Pittsburg State KS	15-09.0	1	-----	-----
467	MATT HART	Sp	Park MO	15-06.5	2	-----	-----
313	TIM OGDEN		Manchester IN	14-07.0	3	-----	-----
173	STEPHEN SMITH	Jr	Ottawa KS	15-06.5	4	-----	-----
106	KEVIN TAYLOR	Jr	Southern Oregon State	15-07.0	5	-----	-----
565	ED VANDERKAAIJ	Sr	Harding AR	16-06.0	6	-----	-----
414	RON MILFORD	Sr	Point Loma Nazarene CA	16-00.0	7	-----	-----
131	PAUL RONHOUE		Midland Lutheran NE	16-00.0	8	-----	-----
141	KEVIN KORTHIUS		Azusa Pacific CA	15-07.0	9	-----	-----
786	MARK UNICOME	Sr	Whitworth WA	15-06.0	10	-----	-----
401	PHIL COLE	Jr	Central State OK	15-07.0	11	-----	-----
445	JOHN GEPLACH	Sr	Park MO	15-00.0	12	-----	-----
44	JEFF HANCOH	Fr	Oklahoma Christian	16-00.0	13	-----	-----
081	LARRY WEAVER	Jr	Baguena Valley State MI	15-06.0	14	-----	-----
120	ERAYNE J. REYNOLDS	Sr	Wayland Baptist TX	14-06.0	15	-----	-----
155	BIGOTY HALL	Sr	Western State CO	15-06.75	16	-----	-----
504	MALCOLM DUNYETAL	Fr	Simon Fraser CAN	14-07.0	17	-----	-----

EVENT OFFICIAL

TITLE

WIND READING: -----

5000 METER, MEN
NAIA NATL OUTDOOR T & F

FINAL
RUSSELLVILLE, AR

EVENT # 8
MAY 22, 1986

Schedule - Prelim: 8:25PM-FRIDAY

Semi:

Final: 8:55PM-SATURDAY

Records - NAIA MEN : 14:04.44
NAIA WOMEN : NO MARK
N/A : NO MARK
N/A : NO MARK

John Muthama

Bethel KS 1976

FINAL

ENTRANT #	NAME	GR	AFFILIATION	PREV. MARK	POSITION	PLACE	MARK
297	ROBERT FERGUSON	Sr	Adams State CO	14:46.64	1	_____	_____
337	TAD WOODSLEY	Sp	Western Oregon State	14:39.45	2	_____	_____
156	JUAN DIAZ	Fr	Western State CO	14:31.84	3	_____	_____
24	TIM RENZELMANN		Wisconsin-Parkside	14:39.46	4	_____	_____
296	CRAIG DICKSON	Fr	Adams State CO	14:38.95	5	_____	_____
627	DARREN MILLER	Jr	Rio Grande OH	14:39.06	6	_____	_____
603	MICHAEL CLAEYS	Fr	Berry GA	14:48.49	7	_____	_____
610	PAUL AUFDENBERGE	Jr	Hillsdale MI	14:38.23	8	_____	_____
152	JEFF HEISER	Sp	Walsh OH	14:46.02	9	_____	_____
79	TOM HILL	Jr	Cedarville OH	14:37.90	10	_____	_____
161	STEVE ROCH	Jr	Western State CO	14:47.02	11	_____	_____
688	TIM PILLING	Sr	Southern Utah State	14:35.34	12	_____	_____

EVENT OFFICIAL

TITLE

WIND READING: _____

400 HURDLES, MEN
NAIA NATL OUTDOOR T & F

FINAL
RUSSELLVILLE, AR

EVENT # 5
MAY 22, 1986

Schedule - Prelim: 9:35PM-THURSDAY

Semi: 7:20PM-FRIDAY

Final: 7:25PM-SATURDAY

Records - NAIA MEN : 50.05
NAIA WOMEN : NO MARK
N/A : NO MARK
N/A : NO MARK

Ed Brown

Saginaw Valley MI-84

FINAL

ENTRANT #	NAME	GR AFFILIATION	PREV. MARK	POSITION	PLACE	MARK
47	DON SMITH	Jr Oklahoma Christian	53.07	1	_____	_____
657	PHIL PITNEY	Sr Westmont CA	52.45	2	_____	_____
93	JASON D. BROCKEL	Fr Colorado Mines	51.83	3	_____	_____
668	KEVIN MCKINLEY	Jr Prairie View A&M TX	50.53	4	_____	_____
352	DENNIS W. MOORE	Sr Wayland Baptist TX	51.41	5	_____	_____
211	KENNETH DAVIS	Fr Central Arkansas	51.81	6	_____	_____
166	BRENT HARSIN	Doane NE	52.31	7	_____	_____
134	BRIAN ARNOLD	Azusa Pacific CA	53.06	8	_____	_____

EVENT OFFICIAL

TITLE

WIND READING: _____

800 METER, MEN
NAIA NATL OUTDOOR T & F

FINAL
RUSSELLVILLE, AR

EVENT # 6
MAY 22, 1986

Schedule - Prelim: 8:30PM-THURSDAY

Semi: 5:30PM-FRIDAY

Final: 8:05PM-SATURDAY

Records - NAIA MEN : 2:27.02
NAIA WOMEN : NO MARK
N/A : NO MARK
N/A : NO MARK

Evans White

Prairie View TX -79

- REVISED

FINAL

ENTRANT #	NAME	GR AFFILIATION	PREV. MARK	POSITION	PLACE	MARK
600	KEITH SINGLETON	Sr Central State OK	1:50.32	1		
454	ANTHONY R. LEAKS	Jr Missouri Baptist	1:51.05	2		
51	BRAD MILBECK	Sr Moorhead State MN	1:50.61	3		
305	MAURICE SMITH	Jr Adams State CO	1:50.39	4		
168	GREGG LARSON	Doane NE	1:49.91	5		
213	JAMIE HOLT	Jr Central Arkansas	1:50.24	6		
666	LANCE GREENE	Jr Prairie View A&M TX	1:51.01	7		
351	KISUTE N. KIBOKO	Sp Wayland Baptist TX	1:51.03	8		

EVENT OFFICIAL

TITLE

WIND READING: _____

400 METER, MEN
NAIA NATL OUTDOOR T & F

FINAL
RUSSELLVILLE, AR

EVENT # 4
MAY 22, 1986

Schedule - Prelim: 7:25PM-THURSDAY

Semi: 4:55PM-FRIDAY

Final: 7:45PM-SATURDAY

Records - NAIA MEN : 45.25 Devon Morris Wayland Bapt. TX -85
NAIA WOMEN : NO MARK
N/A : NO MARK
N/A : NO MARK

FINAL

ENTRANT #	NAME	GR	AFFILIATION	PREV. MARK	POSITION	PLACE	MARK
667	CEDRIC JONES	Jr	Prairie View A&M TX	47.92	1	_____	_____
358	PATRICK O. NWANGUZU	Jr	Wayland Baptist TX	47.69	2	_____	_____
227	KURT SMALLWOOD	Sr	Bethany KS	47.20	3	_____	_____
353	DEVON C. MORRIS	Sp	Wayland Baptist TX	46.79	4	_____	_____
301	TRAVIS MCKINLEY	Jr	Adams State CO	46.96	5	_____	_____
677	ERIC POGUE	Sp	Prairie View A&M TX	47.25	6	_____	_____
210	BYRON BAILEY	Sr	Central Arkansas	47.72	7	_____	_____
364	PETER A. SCOTT	Sp	Wayland Baptist TX	47.95	8	_____	_____

EVENT OFFICIAL

TITLE

WIND READING: _____

400 METER RELAY, MEN
NAIA NATL OUTDOOR T & F

FINAL
RUSSELLVILLE, AR

EVENT # 13
MAY 22, 1986

Schedule - Prelim: 5:15PM-THURSDAY

Semi: 6:00PM-FRIDAY

Final: 6:10PM-SATURDAY

Records - NAIA MEN : 40.02 Wayland Baptist TX 1985
 NAIA WOMEN : NO MARK
 N/A : NO MARK
 N/A : NO MARK

FINAL

ENTRANT #	NAME	GR	AFFILIATION	PREV. MARK	POSITION	PLACE	MARK
172	/DOANE COLLEGE	Doane NE		41.94	1	_____	_____
199	/PITTSBURG STATE UNI	Pittsburg State KS		41.66	2	_____	_____
92	/ARKANSAS MONTICELLO	Arkansas Monticello		41.36	3	_____	_____
150	/AZUSA PACIFIC UNIVE	Azusa Pacific CA		40.61	4	_____	_____
206	/HENDERSON STATE UNI	Henderson State AR		41.02	5	_____	_____
214	/CENTRAL ARKANSAS	Central Arkansas		41.33	6	_____	_____
724	/SOUTHWESTERN COLLEG	Southwestern KS		41.76	7	_____	_____
406	/CALIFORNIA LUTHERAN	California Lutheran		41.87	8	_____	_____

EVENT OFFICIAL

TITLE

WIND READING: _____

1600 RELAY, MEN
NAIA NATL OUTDOOR T & F

FINAL
RUSSELLVILLE, AR

EVENT # 12
MAY 22, 1986

Schedule - Prelim: 9:20PM-FRIDAY

Semi:

Final: 9:25PM-SATURDAY

Records - NAIA MEN : 3:05.40 Mississippi Valley State 1981
NAIA WOMEN : NO MARK
N/A : NO MARK
N/A : NO MARK

FINAL

ENTRANT #	NAME	GR	AFFILIATION	PREV. MARK	POSITION	PLACE	MARK
230	/BETHANY COLLEGE	Bethany	KS	3:13.73	1	_____	_____
376	/LUBBOCK CHRISTIAN	Lubbock Christian	TX	3:13.56	2	_____	_____
172	/DOANE COLLEGE	Doane	NE	3:13.16	3	_____	_____
214	/CENTRAL ARKANSAS	Central Arkansas		3:12.25	4	_____	_____
365	/WAYLAND BAPTIST UNI 12	Wayland Baptist	TX	3:09.08	5	_____	_____
243	/MCMURRAY COLLEGE	McMurry	TX	3:13.32	6	_____	_____
516	/TAYLOR UNIVERSITY	Taylor	IN	3:14.39	7	_____	_____
602	/CENTRAL STATE UNIVE	Central State	OK	3:13.65	8	_____	_____

EVENT OFFICIAL

TITLE

WIND READING: _____

NAIA NATIONAL OUTDOOR MEN'S TRACK AND FIELD CHAMPIONSHIPS

OPENING DAY
THURSDAY, MAY 22, 1986

RUSSELLVILLE, ARKANSAS

NAIA NATL OUTDOOR T & F
DECATHLON
Division: MEN

RUSSELLVILLE, AR
Seeding: FIELD

MAY 22, 1986
EVENT # 23
Measurement: ENGLISH

Schedule - Prelim:

Semi: 9:00AM-THURSDAY

Final: 8:30AM-FRIDAY

Records - NAIA MEN : NO MARK
NAIA WOMEN : NO MARK
N/A : NO MARK
N/A : NO MARK

Patrick Bellens, Concordia NE 7577, 1985

RANK	ENTRANT #	NAME	GR	AFFILIATION	ENTERING MARK	
1	619	RYAN PSCHIGDDA	Fr	Hillsdale MI	NO MARK	Declared
2	534	JESSE WITTE	Sp	Simon Fraser CAN	NO MARK	Declared
3	519	WENDELL DONALDSON	Jr	Sterling KS	NO MARK	Declared
4	495	BRIAN LANGE	Jr	Kearney State NE	NO MARK	Declared
5	435	ANDY OLSON	Jr	Southwest State MN	NO MARK	Declared
6	405	MARIO RIVEROS	Sp	California Lutheran	NO MARK	Declared
7	403	LINDAHL LUCAS	Jr	California Lutheran	NO MARK	Declared
8	359	BENSON DWERE	Fr	Wayland Baptist TX	NO MARK	Declared
9	326	LARRY CONAWAY	Sr	Western Oregon State	NO MARK	Declared
10	315	KEITH WIGLEY	Sr	George Fox OR	NO MARK	Declared
11	141	KEVIN KORTHIUS		Azusa Pacific CA	NO MARK	Declared
12	137	DAVE DOUGHES		Azusa Pacific CA	NO MARK	Declared
13	136	TED CAMPBELL		Azusa Pacific CA	NO MARK	Declared
14	87	ROYAL A. BRETTTRAGER	Sr	Graceland IA	NO MARK	Declared
15	71	MARK ELLISTON	Sr	Oklahoma Baptist	NO MARK	Declared
16	17	BILL NELSON	Sr	Dakota State SD	NO MARK	Declared

HAMMER, MEN
NAIA NATL OUTDOOR T & F

PRELIM # 1
RUSSELLVILLE, AR

EVENT # 21
MAY 22, 1993

Schedule - Prelim:

Semi:

Final: 3:30PM-THURSDAY

Records - NAIA MEN : 225-10.0 Doug Barnett, Azusa Pac. CA 68.94, 1992
NAIA WOMEN : NO MARK
N/A : NO MARK
N/A : NO MARK

2 FLIGHTS OF 6, 1 FLIGHT OF 5, QUALIFY 8 BEST TO FINALS IN REVERSE ORDER

ENTRANT #	NAME	GR AFFILIATION	PREV. MARK	POSITION	PLACE	MARK
143	MIKE MAYNARD	Azusa Pacific CA	231-04.0	1	-----	-----
250	BRIAN L. CASTER	Sr Linfield OR	175-11.0	2	-----	-----
444	TIM SHANNON	Sr Pacific Lutheran WA	179-04.0	3	-----	-----
333	SCOTT POLAN	Sr Western Oregon State	165-08.0	4	-----	-----
460	RICHARD BEASLEY	Sr David Lipscomb TN	162-09.0	5	-----	-----

PRELIM #2

ENTRANT #	NAME	GR AFFILIATION	PREV. MARK	POSITION	PLACE	MARK
582	JOHN TORRENCE	Sr Central Washington	146-01.0	1	-----	-----
383	BRADD MORSE	Sr Northwood Institute MI	175-02.0	2	-----	-----
146	CHRISTIAN SKOYE	Azusa Pacific CA	219-02.0	3	-----	-----
215	ROB BERGSTROM	Jr Bethany KS	160-08.0	4	-----	-----
325	ARNIE TYLER	Jr Whitworth WA	181-07.0	5	-----	-----
277	JOHN ROBINSON	Jr Saginaw Valley State MI	171-03.0	6	-----	-----

PRELIM #3

ENTRANT #	NAME	GR AFFILIATION	PREV. MARK	POSITION	PLACE	MARK
192	TOM BEEBE	Jr Pittsburg State KS	173-07.0	1	-----	-----
335	SOREN SORENSON	Jr Western Oregon State	153-00.0	2	-----	-----
329	GLEN HILL	Sr Western Oregon State	187-08.0	3	-----	-----
387	JOHN WORSTER	Sr Whitworth WA	151-10.0	4	-----	-----
142	ERIC LEMASTERS	Azusa Pacific CA	189-00.0	5	-----	-----
593	ALAN ERWIN	Sr Central State OK	173-08.0	6	-----	-----

JAVELIN, MEN
NAIA NATL OUTDOOR T & F

PRELIM # 4
RUSSELLVILLE, AR

EVENT # 22
MAY 22, 1986

ENTRANT #	NAME	GR	AFFILIATION	PREV. MARK	POSITION	PLACE	MARK
95	KEVIN C. BAKER	Sr	Concordia NE	205-10.0	1	-----	-----
145	NATE OLIVERSON	.	Acusa Pacific CA	216-09.0	2	-----	-----
100	MICHAEL COUNTY	Sp	Southern Oregon State	201-11.0	3	-----	-----
543	JONATHAN CLAYMORE	Jr	Jamestown ND	193-09.0	4	-----	-----

PRELIM #5

ENTRANT #	NAME	GR	AFFILIATION	PREV. MARK	POSITION	PLACE	MARK
195	JEFF SHAW	Sp	Pittsburg State KS	198-07.0	1	-----	-----
703	RICHARD JOHNSON	Sr	Wisconsin-Eau Claire	206-10.0	2	-----	-----
237	DERON DOLFI	Fr	Chadron State NE	197-07.0	3	-----	-----
684	RICK CLEVELAND	Jr	Spring Arbor MI	213-06.0	4	-----	-----

EVENT OFFICIAL

TITLE

WIND READING: _____

JAVELIN, MEN
NAIA NATL OUTDOOR T & F

PRELIM # 1
RUSSELLVILLE, AR

EVENT # 22
MAY 22, 1986

Schedule - Prelim:

Semi:

Final: 4:00PM-THURSDAY

Records - NAIA MEN : 276-03.0 Dan Thomasson, Pittsburg StKS 84.20, 1985
NAIA WOMEN : NO MARK
N/A : NO MARK
N/A : NO MARK

3 FLIGHTS OF 5, 2 FLIGHT OF 4, QUALIFY 8 BEST TO F INALS IN REVERSE ORDER

ENTRANT #	NAME	GR AFFILIATION	PREV. MARK	POSITION	PLACE	MARK
370	MIKE KEIZUR	Sr Western Oregon State	204-09.0	1	-----	-----
635	PATRICK BAILEY	Sp Loras IA	196-00.0	2	-----	-----
255	SCOTT CHRISTENSEN	Sr Chadron State NE	205-00.0	3	-----	-----
357	ZAKAYO M. MWINNYKELL	Sr Wayland Baptist TX	2011-00.0	4	-----	-----
689	MOOCHIE BROWN	Sr Glenville State WV	187-09.0	5	-----	-----

ENTRANT #	NAME	GR AFFILIATION	PREV. MARK	POSITION	PLACE	MARK
570	ENOS WATTS	Sp Chicago State IL	184-03.0	1	-----	-----
323	DAN WERBECKES	Sp Wisconsin-Milwaukee	204-03.0	2	-----	-----
707	RON MCCONNELL	Jr Wisconsin-Eau Claire	205-07.0	3	-----	-----
196	RICK SIMONCIC	Sr Pittsburg State KS	229-07.0	4	-----	-----
234	KEVIN POTE	Sr McPherson KS	196-06.0	5	-----	-----

ENTRANT #	NAME	GR AFFILIATION	PREV. MARK	POSITION	PLACE	MARK
463	SCOTT OWENS	Sr David Lipscomb TN	181-00.0	1	-----	-----
498	MICHAEL DELIO	Sr Winona State MN	191-06.0	2	-----	-----
68	BRIAN SIEFERT	Sp Franklin IN	204-02.0	3	-----	-----
486	JEFF NEUBAUER	Sr Western Washington	205-07.0	4	-----	-----
445	CRAIG STELLING	Jr Pacific Lutheran WA	222-10.0	5	-----	-----

LONG JUMP, MEN
NAIA NATL OUTDOOR T & F

PRELIM # 4
RUSSELLVILLE, AR

EVENT # 17
MAY 22, 1986

ENTRANT #	NAME	GR	AFFILIATION	PREV. MARK	POSITION	PLACE	MARK
238	DAN GAINEY	Sp	McMurry TX	24-01.0	1	-----	-----
508	JAMES LAND	Jr	West Virginia State	23-09.5	2	-----	-----
235	BOBBY CAMPBELL	Sr	McMurry TX	24-08.0	3	-----	-----
396	TROY WHITLEY		Tarkio MO	23-06.0	4	-----	-----

ENTRANT #	NAME	GR	AFFILIATION	PREV. MARK	POSITION	PLACE	MARK
659	DENNIS MCWHINKEY	Sp	Prairie View A&M TX	24-08.0	1	-----	-----
140	ROOSEVELT KENT		Azusa Pacific CA	23-06.0	2	-----	-----
570	ENOS WATTS	Sp	Chicago State IL	24-02.5	3	-----	-----
568	CHRIS GARRETT	Jr	Chicago State IL	23-09.0	4	-----	-----

PRELIM # 6

ENTRANT #	NAME	GR	AFFILIATION	PREV. MARK	POSITION	PLACE	MARK
70	ROBERT BARDIN	Sr	Oklahoma Baptist	23-07.0	1	-----	-----
381	IVAN LOWE	Sp	Northwood Institute MI	24-03.0	2	-----	-----
218	ROD DYCK	Sr	Bethany KS	23-08.0	3	-----	-----
339	DON CARTER	Jr	Fort Hays State KS	24-06.0	4	-----	-----

LONG JUMP, MEN
NAIA NATL OUTDOOR T & F

PRELIM # 1
RUSSELLVILLE, AR

EVENT # 17
MAY 22, 1986

Schedule - Prelim:

Semi:

Final: 6:00PM-THURSDAY

Records - NAIA MEN : 26-06.5 Joshua Owusu, Angelo St. TX 8.09, 1974
NAIA WOMEN : NO MARK
N/A : NO MARK
N/A : NO MARK

2 FLIGHTS OF 5, 4 FLIGHTS OF 4, QUALIFY 8 BEST TO FINALS IN REVERSE ORDER

ENTRANT #	NAME	GR	AFFILIATION	PREV. MARK	POSITION	PLACE	MARK
157	JEFF GUY	Sr	Western State CO	23-10.0	1	-----	-----
681	BEVAN SMITH	Sr	Anderson IN	23-10.5	2	-----	-----
167	JEFF HECKER		Doane NE	22-07.0	3	-----	-----
7	ROBERT COLE	Sr	Langston OK	22-02.0	4	-----	-----
354	PHILMORE A. MORRIS	Fr	Wayland Baptist TX	25-04.5	5	-----	-----

ENTRANT #	NAME	GR	AFFILIATION	PREV. MARK	POSITION	PLACE	MARK
694	LLOYD WILLIS	Jr	Glenville State WV	21-09.0	1	-----	-----
356	ALRICK G. MUNROE	Sp	Wayland Baptist TX	25-02.0	2	-----	-----
607	WAYNE COLEMAN	Fr	Austin TX	22-11.0	3	-----	-----
347	BORNS S. ANDAMA	Sr	Wayland Baptist TX	23-10.5	4	-----	-----
401	TROY KURETICH	Jr	California Lutheran	23-10.0	5	-----	-----

ENTRANT #	NAME	GR	AFFILIATION	PREV. MARK	POSITION	PLACE	MARK
662	LISHA BRISCOE	Jr	Prairie View A&M TX	23-11.0	1	-----	-----
133	HERBIE APKOM		Azusa Pacific CA	24-09.75	2	-----	-----
465	JOHN GERLACH	Sr	Park MO	23-04.0	3	-----	-----
567	TIM BALDWIN	Sp	Chicago State IL	23-10.0	4	-----	-----

STEEPLE CHASE, MEN
NAIA NATL OUTDOOR T & F

PRELIM # 1
RUSSELLVILLE, AR

EVENT # 11
MAY 22, 1986

Schedule - Prelim: 4:30PM-THURSDAY

Semi:

Final: 5:45PM-SATURDAY

Records - NAIA MEN : 8:45.69 Kregg Einspahr Concordia NE 1981
NAIA WOMEN : NO MARK
N/A : NO MARK
N/A : NO MARK

2 HEATS OF 11, QUALIFY 6 FROM EACH HEAT TO FINALS

ENTRANT #	NAME	GR AFFILIATION	PREV. MARK	POSITION	PLACE	MARK
124	TOM SHELTER	Jr Malone OH	9:16.04	1	-----	-----
334	JASON SELE	Jr Western Oregon State	9:17.95	2	-----	-----
716	BRIAN M. LENZ	Sr Southwestern KS	9:12.64	3	-----	-----
572	COFE BELMONT	Sp Central Washington	9:20.64	4	-----	-----
265	SHAUN BUTLER	Fr Saginaw Valley State MI	9:14.70	5	-----	-----
629	MARK PIERSON	Jr Rio Grande OH	9:07.14	6	-----	-----
549	CLINT R. HEDGES	Sr Hastings NE	9:15.14	7	-----	-----
693	DANNY STOWERS	Sp Glenville State WV	9:45.14	8	-----	-----
442	MATT KNOX	Fr Pacific Lutheran WA	9:17.94	9	-----	-----
355	THENNIS J. MULLER	Fr Wayland Baptist TX	9:35.09	10	-----	-----
122	JOHN SHRIVER	Jr Malone OH	9:21.44	11	-----	-----

PRELIM #2

ENTRANT #	NAME	GR AFFILIATION	PREV. MARK	POSITION	PLACE	MARK
720	DENNIS R. SMITH	HISLE Jr Southwestern KS	9:14.84	1	-----	-----
299	DAN JACUEZ	Sp Adams State CO	9:17.0	2	-----	-----
512	PETE BOWMAN	Jr Taylor IN	9:29.64	3	-----	-----
494	MIKE HAMM	Sr Kearney State NE	9:19.74	4	-----	-----
544	LEE ERICKSON	Sr Jamestown ND	9:19.04	5	-----	-----
23	DAN PETERSON	Wisconsin-Parkside	9:16.51	6	-----	-----
434	BRIAN FOGARTY	Sr Southwest State MN	9:28.14	7	-----	-----
719	BOBBY M. SMITH	Sp Southwestern KS	9:11.14	8	-----	-----
469	CHRIS PEFRONE	Sr Park MO	9:10.14	9	-----	-----
350	MARK D. HAWKINS	Fr Wayland Baptist TX	9:15.10	10	-----	-----
316	FRED E. KEM	Jr Goshen IN	9:58:14.0	11	-----	-----

400 METER RELAY, MEN
NAIA NATL OUTDOOR T & F

PRELIM # 1
RUSSELLVILLE, AR

EVENT # 13
MAY 22, 1986

Schedule - Prelim: 5:15PM-THURSDAY

Semi: 6:00PM-FRIDAY

Final: 6:10PM-SATURDAY

Records - NAIA MEN : 40.02 Wayland Baptist TX 1985
NAIA WOMEN : NO MARK
N/A : NO MARK
N/A : NO MARK

3 HEATS OF 7, QUALIFY TOP 5 IN EACH HEAT TO SEMIS

ENTRANT #	NAME	GR AFFILIATION	PREV. MARK	POSITION	PLACE	MARK
67	/EDWARD WATERS COLLE	Edward Waters FL	41.54	2	-----	-----
209	/FANHANDLE STATE	Fanhandle State OK	41.72	3	-----	-----
459	/MISSOURI BAPTIST CO	Missouri Baptist	41.71	4	-----	-----
365	/WAYLAND BAPTIST UNI	12 Wayland Baptist TX	39.70	5	-----	-----
492	/WESTERN WASHINGTON	Western Washington	42.20	6	-----	-----
206	/HENDERSON STATE UNI	Henderson State AR	41.44	7	-----	-----
172	/DOANE COLLEGE	Doane NE	42.21	8	-----	-----

PRELIM # 2

ENTRANT #	NAME	GR AFFILIATION	PREV. MARK	POSITION	PLACE	MARK
559	/HASTINGS COLLEGE	Hastings NE	41.68	2	-----	-----
588	/CENTRAL WASHINGTON	Central Washington	42.64	3	-----	-----
535	/SIMON FRASER UNIVER	Simon Fraser CAN	41.98	4	-----	-----
8	/LANGSTON UNIVERSITY	Langston OK	41.93	5	-----	-----
150	/AZUSA PACIFIC UNIVE	Azusa Pacific CA	40.14	6	-----	-----
421	/POINT LOMA COLLEGE	Point Loma Nazarene CA	41.39	7	-----	-----
243	/MCMURRAY COLLEGE	McMurry TX	41.60	8	-----	-----

400 METER RELAY, MEN
NAIA NATL OUTDOOR T & F

PRELIM # 3
RUSSELLVILLE, AR

EVENT # 13
MAY 22, 1986

ENTRANT #	NAME	SR	AFFILIATION	PREV. MARK	POSITION	PLACE	MARK
648	/LORAS COLLEGE	Loras IA		41.74	2	-----	-----
406	/CALIFORNIA LUTHERAN	California Lutheran		41.66	3	-----	-----
724	/SOUTHWESTERN COLLEGE	Southwestern MS		41.74	4	-----	-----
199	/PITTSBURG STATE UNI	Pittsburg State KS		41.64	5	-----	-----
214	/CENTRAL ARKANSAS	Central Arkansas		41.34	6	-----	-----
92	/ARKANSAS MONTICELLO	Arkansas Monticello		41.22	7	-----	-----
678	/PRAIRIE VIEW A & M	Prairie View A&M TX		NO MARK	8	-----	-----

1500 METER, MEN
NAIA NATL OUTDOOR T & F

PRELIM # 1
RUSSELLVILLE, AR

EVENT # 7
MAY 22, 1986

Schedule - Prelim: 5:50PM-THURSDAY

Semi:

Final: 6:30PM-SATURDAY

Records - NAIA MEN : 3:44.88 Mike Boit E. New Mexico 1976
NAIA WOMEN : NO MARK
N/A : NO MARK
N/A : NO MARK

2 HEATS OF 8, 1 HEAT OF 9, QUALIFY TOP 4 IN EACH HEAT TO FINALS

ENTRANT #	NAME	GR	AFFILIATION	PREV. MARK	POSITION	PLACE	MARK
552	GARYL HALBERT	Jr	Harding AR	3:57.45	1		
571	ROE NELSON	Sr	Sixon Fraser CAN	3:50.22	2		
577	BRADLEY D. MILLER	Jr	Iowa State NE	4:00.48	3		
749	PAUL R. DREESSEN	Fr	Wayland Baptist TX	3:55.04	4		
476	CRAIG OLSON	Sr	Southwest State MN	3:56.14	5		
770	JOHN RUIZ	Sr	Lubbock Christian TX	3:50.84	6		
521	MIKE MANNING	Jr	Sterling KS	4:01.94	7		
305	MAURICE SMITH	Jr	Adams State CO	3:41.12	8		
267	RICH GENSON	Jr	Saginaw Valley State MI	3:53.00	9		

PRELIM #2

ENTRANT #	NAME	GR	AFFILIATION	PREV. MARK	POSITION	PLACE	MARK
604	DAVID MATHERNE	Sr	Berry GA	3:48.24	1		
174	ROBBIE CROCKER	Sr	Quachita Baptist AR	3:52.48	2		
630	MIKE CARLSON	Sr	Dickinson State ND	4:00.24	3		
431	WADE L. PERRY	Sr	Siena Heights MI	3:57.54	4		
726	DAVE BECK		Southern Oregon State	3:54.74	5		
18	JOE EICHNER		Wisconsin-Parkside	3:56.24	6		
160	FRANK DROPEZA	Fr	Western State CO	3:50.14	7		
81	ROB MOORE	Jr	Cedarville OH	3:51.24	8		

1500 METER, MEN
NAIA NATL OUTDOOR T & F

PRELIM # 3
RUSSELLVILLE, AR

EVENT # 7
MAY 22, 1986

ENTRANT #	NAME	GR	AFFILIATION	PREV. MARK	POSITION	PLACE	MARK
471	JOHN VEST	Jr	Park MO	3:58.14	1	-----	-----
682	BRIAN WILLIAMS	Jr	Anderson IN	3:49.72	2	-----	-----
617	DAVE MOHLMAN	Jr	Hillsdale MI	3:54.63	3	-----	-----
324	ROGER JENNINGS	Fr	Emporia State KS	3:53.77	4	-----	-----
581	KEN ROSSETTO	Jr	Central Washington	3:52.24	5	-----	-----
561	AL PATES	Sr	Harding AR	3:57.69	6	-----	-----
307	MARK STEWARD	Sr	Adams State CO	3:50.00	7	-----	-----
439	RUSSELL COLE	Jr	Pacific Lutheran WA	3:51.69	8	-----	-----

110 METER HURDLES, MEN
NAIA NATL OUTDOOR T & F

FRELIM # 1
RUSSELLVILLE, AR

EVENT # 2
MAY 22, 1986

Schedule - Prelim: 6:50PM-THURSDAY

Semi: 3:50PM-FRIDAY

Final: 6:50PM-FRIDAY

Records - NAIA MEN : 13.74
NAIA WOMEN : NO MARK
N/A : NO MARK
N/A : NO MARK

Rodney Milburn

Southern-BR, LA -72

3 HEATS OF 8, QUALIFY 5 FROM EACH HEAT TO SEMIS

ENTRANT #	NAME	GR AFFILIATION	PREV. MARK	POSITION	PLACE	MARK
668	KEVIN MCKINLEY	Jr Prairie View A&M TX	13.77	1	-----	-----
497	JONATHAN BECK	Fr Winona State MN	14.68	2	-----	-----
381	IVAN LOWE	Sp Northwood Institute MI	14.56	3	-----	-----
304	PAUL SIMS	Fr Adams State CO	14.40	4	-----	-----
695	CRAIG ABEE	Sr FRANCIS MARION COLLEGE	15.14	5	-----	-----
511	DONALD WILLIAMS	Fr West Virginia State	14.40	6	-----	-----
139	ANTHONY HOUSE	Azusa Pacific CA	14.60	7	-----	-----
286	RODNEY BROOKS	Jr Arkansas Tech	14.54	8	-----	-----

ENTRANT #	NAME	GR AFFILIATION	PREV. MARK	POSITION	PLACE	MARK
36	SUL ROSS	Fr Tarleton State TX	15.04	1	-----	-----
509	SCOTT LESTER	Jr West Virginia State	14.54	2	-----	-----
189	TODD HARRIS	Sr Pittsburg State KS	14.54	3	-----	-----
6	VICTOR WILLIAMS	Fr Langston OK	14.41	4	-----	-----
517	JEFF BENNETT	Jr Sterling KS	14.74	5	-----	-----
697	CLEO BATTLE	Jr Metropolitan State CO	14.64	6	-----	-----
420	PHIL WILLIAMS	Jr Point Loma Nazarene CA	14.01	7	-----	-----
134	BRIAN ARNOLD	Azusa Pacific CA	14.28	8	-----	-----

110 METER HURDLES, MEN
NAIA NATL OUTDOOR T & F

PRELIM # 3
RUSSELLVILLE, AR

EVENT # 2
MAY 22, 1986

ENTRANT #	NAME	GR AFFILIATION	PREV. MARK	POSITION	PLACE	MARK
176	MICHAEL MCCARTHER	Fr Ouachita Baptist AR	14.54	1	-----	-----
94	TIMOTHY P. LANE	Jr Colorado Mines	14.44	2	-----	-----
545	HENRY MACK	Sp Jamestown ND	14.84	3	-----	-----
574	CHARLES CHANDLER	Sr Central Washington	14.76	4	-----	-----
204	JAMES GULLEY	Sp Henderson State AR	14.24	5	-----	-----
520	RON HARTSFIELD	Fr Sterling KS	14.64	6	-----	-----
2	DIRK CROCKETT	Fr Langston OK	14.64	7	-----	-----
133	HERBIE APKOH	Azusa Pacific CA	14.14	8	-----	-----

400 METER, MEN
NAIA NATL OUTDOOR T & F

PRELIM # 1
RUSSELLVILLE, AR

EVENT # 4
MAY 22, 1986

Schedule - Prelim: 7:25PM-THURSDAY

Semi: 4:55PM-FRIDAY

Final: 7:45PM-SATURDAY

Records - NAIA MEN : 45.25
NAIA WOMEN : NO MARK
N/A : NO MARK
N/A : NO MARK

Devon Morris

Wayland Bapt. TX -85

Heat of 6

2 HEATS OF 7, QUALIFY 5 FROM EACH HEAT TO SEMIS

ENTRANT #	NAME	GR	AFFILIATION	PREV. MARK	POSITION	PLACE	MARK
					1		
353	DEVON C. MORRIS	Sp	Wayland Baptist TX	45.12	2		
239	ALBERT HATCHER	Sp	McMurry TX	47.74	3		
30	JEFF BOYD	Sr	Tarleton State TX	49.64	4		
210	BYRON BAILEY	Sr	Central Arkansas	47.74	5		
135	DAVE BOYD		Azusa Pacific CA	49.04	6		
660	BOOKER MAYS	Sr	Arkansas Pine Bluff	48.04	7		

ENTRANT #	NAME	GR	AFFILIATION	PREV. MARK	POSITION	PLACE	MARK
85	DOUG B. SANDERS	Sr	Bluffton OH	49.34	2		
358	PATRICK D. NWANGUZD	Jr	Wayland Baptist TX	47.51	3		
89	ROGER FRANKLIN	Fr	Arkansas Monticello	48.14	4		
677	ERIC POGUE	Sp	Prairie View A&M TX	46.62	5		
374	ARMSTRONG WILLIAMS	Fr	Lubbock Christian TX	47.94	6		
227	KURT SMALLWOOD	Sr	Bethany KS	47.44	7		
37	COLE TALLEY	Sr	Tarleton State TX	49.84	8		

ENTRANT #	NAME	GR	AFFILIATION	PREV. MARK	POSITION	PLACE	MARK
301	TRAVIS MCKINLEY	Jr	Adams State CO	46.67	2		
369	SHERLON DIDIER	Fr	Lubbock Christian TX	48.44	3		
364	PETER A. SCOTT	Sp	Wayland Baptist TX	47.67	4		
269	WALLACE HEARNS	Jr	Saginaw Valley State MI	48.52	5		
118	TONY KING	Jr	Malone OH	47.34	6		
667	CEDRIC JONES	Jr	Prairie View A&M TX	47.91	7		
29	SCOTT BAIRD	Fr	Tarleton State TX	50.24	8		

100 METER, MEN
NAIA NATL OUTDOOR T & F

PRELIM # 1
RUSSELLVILLE, AR

EVENT # 1
MAY 22, 1986

Schedule - Prelim: 7:55PM-THURSDAY

Semi: 4:25PM-FRIDAY

Final: 7:50PM-FRIDAY

Records - NAIA MEN : 10.15 Innocent Egbunike Azusa Pacific CA -84
NAIA WOMEN : NO MARK
N/A : NO MARK
N/A : NO MARK

5 HEATS OF 7, 1 HEAT OF 8, QUALIFY TOP 4 IN EACH HEAT TO SEMI

ENTRANT #	NAME	GR AFFILIATION	PREV. MARK	POSITION	PLACE	MARK
61	REGINALD JACKSON	Fr Edward Waters FL	10.63	1	-----	-----
356	ALRICK G. MUNROE	Sp Wayland Baptist TX	10.14	2	-----	-----
373	ELI TURNER	Jr Lubbock Christian TX	10.61	3	-----	-----
400	ANTHONY HARDY	Fr California Lutheran	10.70	4	-----	-----
536	JEFFREY A. GEORGE	Sr Peru State NE	10.87	5	-----	-----
203	DAVID GRAY	Sp Henderson State AR	10.66	6	-----	-----
33	MICHAEL HANCOCK	Jr Tarleton State TX	10.84	7	-----	-----

ENTRANT #	NAME	GR AFFILIATION	PREV. MARK	POSITION	PLACE	MARK
88	ANTHONY DUFFEY	Sp Arkansas Monticello	10.79	1	-----	-----
148	JIM SPOTVILLE	Azusa Pacific CA	10.63	2	-----	-----
97	DAVID P. PALMER	Jr Concordia NE	10.61	3	-----	-----
675	JEFF WILLIAMS	Jr Prairie View A&M TX	10.32	4	-----	-----
456	LETORRE R. SWINNEY	Sp Missouri Baptist	10.65	5	-----	-----
198	MONTE WEATHERS	Sp Pittsburg State KS	10.88	6	-----	-----
362	CARLOS M. REYNOLDS	Sr Wayland Baptist TX	10.68	7	-----	-----

ENTRANT #	NAME	GR AFFILIATION	PREV. MARK	POSITION	PLACE	MARK
725	ELBERT BANKS	West Virginia State	10.63	1	-----	-----
496	NEIL TAYLOR	Jr Kearney State NE	10.71	2	-----	-----
639	BARRY HARRIS	Fr Loras IA	10.60	3	-----	-----
347	BORNS S. ANDAMA	Sr Wayland Baptist TX	10.36	4	-----	-----
457	LARRY WOODSON	Sp Missouri Baptist	10.77	5	-----	-----
419	JEFFREY WATSON	Sp Point Loma Nazarene CA	10.88	6	-----	-----
722	TIMMY L. TAYLOR	Jr Southwestern KS	10.64	7	-----	-----

100 METER, MEN
NAIA NATL OUTDOOR T & F

PRELIM # 4
RUSSELLVILLE, AR

EVENT # 1
MAY 22, 1986

ENTRANT #	NAME	GR AFFILIATION	PREV. MARK	POSITION	PLACE	MARK
208	STEVE WINSTON	Sp Panhandle State OK	10.63	1	-----	-----
625	DARRYL WARNER	Fr Hillsdale MI	10.74	2	-----	-----
5	BILL WILLIAMS	Fr Langston OK	10.41	3	-----	-----
596	DOUG GONZALES	Jr Central State OK	10.64	4	-----	-----
398	NOEL CHESTNUT	Fr California Lutheran	10.60	5	-----	-----
529	CHRIS LOCK	Jr Simon Fraser CAN	10.71	6	-----	-----
548	JAMES C. FRIEND	Fr Hastings NE	10.93	7	-----	-----

PRELIM # 5

ENTRANT #	NAME	GR AFFILIATION	PREV. MARK	POSITION	PLACE	MARK
191	AARON LANG	Sr Pittsburg State KS	10.74	1	-----	-----
568	CHRIS GARRETT	Jr Chicago State IL	10.74	2	-----	-----
205	GREG WILLIAMS	Jr Henderson State AR	10.64	3	-----	-----
361	ROSCELLIUS D. POPE	Jr Wayland Baptist TX	10.56	4	-----	-----
423	TODD HADNOT	Fr Kansas Wesleyan KS	10.64	5	-----	-----
149	PATRICK NWANKWO	Azusa Pacific CA	10.49	6	-----	-----
533	CHRIS TOWNSEND	Sp Simon Fraser CAN	10.95	7	-----	-----

PRELIM # 6

ENTRANT #	NAME	GR AFFILIATION	PREV. MARK	POSITION	PLACE	MARK
433	KEN ROSS	Jr Southern Colorado	10.74	1	-----	-----
665	SCOTT FERGUSON	Jr Frairie View A&M TX	10.51	2	-----	-----
349	MORRIS D. EGON	Jr Wayland Baptist TX	10.63	3	-----	-----
473	DREW WOODRUFF	Jr Eureka IL	10.74	4	-----	-----
202	ROBERT EASTER	Jr Henderson State AR	11.04	5	-----	-----
170	DEXTER ROBERSON	Doane NE	10.96	6	-----	-----
252	GREG A. WILL	Sr Linfield OR	10.64	7	-----	-----
60	CHARLES DENSON	Sp Edward Waters FL	10.51	8	-----	-----

800 METER, MEN
NAIA NATL OUTDOOR T & F

PRELIM # 1
RUSSELLVILLE, AR

EVENT # 6
MAY 22, 1986

Schedule - Prelim: 8:30PM-THURSDAY

Semi: 5:30PM-FRIDAY

Final: 8:05PM-SATURDAY

Records - NAIA MEN : 2:27.02 Evans White Prairie View TX -79
NAIA WOMEN : NO MARK
N/A : NO MARK
N/A : NO MARK

5 HEATS OF 7, 1 HEAT OF 6, QUALIFY TOP 4 FROM EACH HEAT TO SEMIS

ENTRANT #	NAME	GR AFFILIATION	PREV. MARK	POSITION	PLACE	MARK
592	MIKE CHERRY	Jr Central State OK	1:51.83	1	-----	-----
109	TONY ANDERSON	Jr Northwestern College IA	1:56.34	2	-----	-----
318	TONY AGOSTINI	Sr Wisconsin-Milwaukee	1:52.00	3	-----	-----
426	PAUL IRCYTT	Jr Northern State SD	1:55.34	4	-----	-----
713	TOREY L. KELLER	Jr Southwestern KS	1:53.14	5	-----	-----
305	MAURICE SMITH	Jr Adams State CO	1:49.50	6	-----	-----
154	MARVIN SMITH	Sp Walsh OH	1:53.44	7	-----	-----

ENTRANT #	NAME	GR AFFILIATION	PREV. MARK	POSITION	PLACE	MARK
PRELIM #2						
454	ANTHONY R. LEAKS	Jr Missouri Baptist	1:49.70	1	-----	-----
600	KEITH SINGLETON	Sr Central State OK	1:51.83	2	-----	-----
51	BRAD MILBECK	Sr Moorhead State MN	1:52.82	3	-----	-----
666	LANCE GREENE	Jr Prairie View A&M TX	1:51.54	4	-----	-----
521	MIKE MANNING	Jr Sterling KS	1:57.64	5	-----	-----
609	BOB ABRAHAM	Fr Hillsdale MI	1:55.20	6	-----	-----
213	JAMIE HOLT	Jr Central Arkansas	1:53.44	7	-----	-----

ENTRANT #	NAME	GR AFFILIATION	PREV. MARK	POSITION	PLACE	MARK
PRELIM #3						
375	KENRICK WILLIAMS	Sr Lubbock Christian TX	1:50.90	1	-----	-----
685	DAVE GETSINGER	Jr Spring Arbor MI	1:52.90	2	-----	-----
711	JOHN C. CATO	Sr Southwestern KS	1:54.74	3	-----	-----
474	JIM CROSS	Sr Defiance OH	1:58.09	4	-----	-----
468	DAVE MORE	Sr Park MO	1:53.54	5	-----	-----
162	JOSE ROJAS	Fr Western State CO	1:52.14	6	-----	-----
513	DOUG CORNFIELD	Jr Taylor IN	1:51.42	7	-----	-----

800 METER, MEN
NAIA NATL OUTDOOR T & F

PRELIM # 4
RUSSELLVILLE, AR

EVENT # 6
MAY 22, 1986

ENTRANT #	NAME	GR AFFILIATION	PREV. MARK	POSITION	PLACE	MARK
674	JERRY TYLER	Sp Prairie View A&M TX	1:51.40	1	-----	-----
43	BRENT FOWLER	Sr Oklahoma Christian	1:52.54	2	-----	-----
351	KISUTE N. KIBOKO	Sp Wayland Baptist TX	1:50.99	3	-----	-----
466	MARK GREGORY	Sr Park MO	1:52.14	4	-----	-----
91	DAVIE STANFORD	Sp Arkansas Monticello	1:53.56	5	-----	-----
458	GENE PITMAN	Sp Missouri Baptist	1:54.24	6	-----	-----
241	DOUG RUNKLES	Jr McMurry TX	1:59.94	7	-----	-----
				8	-----	-----

ENTRANT #	NAME	GR AFFILIATION	PREV. MARK	POSITION	PLACE	MARK
		PRELIM #5				
289	ROBERT GUNTER	Jr Arkansas Tech	NO MARK	1	-----	-----
107	TODD THOMAS	Jr Southern Oregon State	1:52.44	2	-----	-----
175	RAY JETER	Sp Ouachita Baptist AR	1:53.64	3	-----	-----
530	SASHA HAGY	Fr Simon Fraser CAN	1:51.28	4	-----	-----
242	JACK WHITELY	Sp McMurry TX	1:52.24	5	-----	-----
96	SCOTT A. JANKE	Sp Concordia NE	1:54.00	6	-----	-----
168	GREGG LARSON	Doane NE	1:51.04	7	-----	-----

ENTRANT #	NAME	GR AFFILIATION	PREV. MARK	POSITION	PLACE	MARK
		PRELIM #6				
				1	-----	-----
581	KEN ROSSETTO	Jr Central Washington	1:52.33	2	-----	-----
453	GARY JONES	Sr Missouri Baptist	1:51.20	3	-----	-----
372	ALEX TORREZ	Sr Lubbock Christian TX	1:52.34	4	-----	-----
384	JAMONTY WASHINGTON	Jr Northwood Institute MI	1:53.84	5	-----	-----
532	PAUL THOLA	Sp Simon Fraser CAN	1:51.13	6	-----	-----
46	BRETT MCKNIGHT	Jr Oklahoma Christian	1:53.74	7	-----	-----

200 METER, MEN
NAIA NATL OUTDOOR T & F

PRELIM # 1
RUSSELLVILLE, AR

EVENT # 3
MAY 22, 1986

Schedule - Prelim: 9:05PM-THURSDAY

Semi: 6:55PM-SATURDAY

Final: 8:25PM-SATURDAY

Records - NAIA MEN : 20.24
NAIA WOMEN : NO MARK
N/A : NO MARK
N/A : NO MARK

Larry Black

NC Central 1972

3 HEATS OF 7, 3 HEATS OF 8, QUALIFY 4 FROM EACH HEAT TO SEMIS

ENTRANT #	NAME	GR	AFFILIATION	PREV. MARK	POSITION	PLACE	MARK
515	WILLY WOOD	Sr	Taylor IN	21.90	2		
148	JIM SPOTVILLE		Azusa Pacific CA	21.54	3		
203	DAVID GRAY	Sp	Henderson State AR	21.54	4		
356	ALRICK B. MUNROE	Sp	Wayland Baptist TX	20.44	5		
97	DAVID P. PALMER	Jr	Concordia NE	21.34	6		
170	DEXTER ROBERSON		Doane NE	21.80	7		
112	JOE BRADLEY	Sp	Malone OH	21.23	8		

ENTRANT #	NAME	GR	AFFILIATION	PREV. MARK	POSITION	PLACE	MARK
433	KEN ROSS	Jr	Southern Colorado	21.34	2		
73	KEVIN MCGEEHEE	Sr	Oklahoma Baptist	21.54	3		
349	MORRIS O. EGON	Jr	Wayland Baptist TX	21.32	4		
725	ELBERT BANKS		West Virginia State	21.81	5		
401	TROY KURETICH	Jr	California Lutheran	21.76	6		
675	JEFF WILLIAMS	Jr	Prairie View A&M TX	20.67	7		
208	STEVE WINSTON	Sp	Panhandle State OK	21.62	8		

ENTRANT #	NAME	GR	AFFILIATION	PREV. MARK	POSITION	PLACE	MARK
301	TRAVIS MCKINLEY	Jr	Adams State CO	20.80	2		
362	CARLOS M. REYNOLDS	Sr	Wayland Baptist TX	21.48	3		
667	CEDRIC JONES	Jr	Prairie View A&M TX	21.34	4		
680	CONNELL NELSON	Jr	Anderson IN	21.73	5		
496	NEIL TAYLOR	Jr	Kearney State NE	21.94	6		
125	VERNON STONE	Sp	Malone OH	21.64	7		
88	ANTHONY DUFFEY	Sp	Arkansas Monticello	21.31	8		

200 METER, MEN
NAIA NATL OUTDOOR T & F

PRELIM # 4
RUSSELLVILLE, AR

EVENT # 3
MAY 22, 1986

ENTRANT #	NAME	GR AFFILIATION	PREV. MARK	POSITION	PLACE	MARK
7	ROBERT COLE	Sr Langston OK	22.04	1	-----	-----
59	CLARENCE DAVIS	Jr Edward Waters FL	21.39	2	-----	-----
596	DOUG GONZALES	Jr Central State OK	21.52	3	-----	-----
568	CHRIS GARRETT	Jr Chicago State IL	21.64	4	-----	-----
547	DARRYN L. DICKEN	Sp Hastings NE	21.94	5	-----	-----
457	LARRY WOODSON	Sp Missouri Baptist	21.71	6	-----	-----
353	DEVON C. MORRIS	Sp Wayland Baptist TX	20.87	7	-----	-----
205	GREG WILLIAMS	Jr Henderson State AR	21.24	8	-----	-----

ENTRANT #	NAME	GR AFFILIATION	PREV. MARK	POSITION	PLACE	MARK
PRELIM #5						
423	TODD HADNOT	Fr Kansas Wesleyan KS	22.54	1	-----	-----
149	PATRICK NWANKWO	Azusa Pacific CA	20.91	2	-----	-----
252	GREG A. WILL	Sr Linfield OR	21.71	3	-----	-----
529	CHRIS LOCK	Jr Simon Fraser CAN	21.95	4	-----	-----
204	JAMES GULLEY	Sp Henderson State AR	21.44	5	-----	-----
347	BORNS S. ANDAMA	Sr Wayland Baptist TX	21.20	6	-----	-----
642	STERLING MOSS	Jr Loras IA	21.64	7	-----	-----
5	BILL WILLIAMS	Fr Langston OK	21.46	8	-----	-----

ENTRANT #	NAME	GR AFFILIATION	PREV. MARK	POSITION	PLACE	MARK
PRELIM #6						
533	CHRIS TOWNSEND	Sp Simon Fraser CAN	22.10	1	-----	-----
456	LETORRE R. SWINNEY	Sp Missouri Baptist	21.45	2	-----	-----
361	ROSCELLIUS D. POPE	Jr Wayland Baptist TX	21.53	3	-----	-----
665	SCOTT FERGUSON	Jr Prairie View A&M TX	21.13	4	-----	-----
2	DIRK CROCKETT	Fr Langston OK	22.04	5	-----	-----
133	HERBIE APKOM	Azusa Pacific CA	21.69	6	-----	-----
625	DARRYL WARNER	Fr Hillsdale MI	21.45	7	-----	-----
191	AARON LANG	Sr Pittsburg State KS	21.12	8	-----	-----

400 HURDLES, MEN
NAIA NATL OUTDOOR T & F

PRELIM # 1
RUSSELLVILLE, AR

EVENT # 5
MAY 22, 1986

Schedule - Prelim: 9:35PM-THURSDAY

Semi: 7:20PM-FRIDAY

Final: 7:25PM-SATURDAY

Records - NAIA MEN : 50.05
NAIA WOMEN : NO MARK
N/A : NO MARK
N/A : NO MARK

Ed Brown

Saginaw Valley MI-B4

3 HEATS OF 7, 2 HEATS OF 6, QUALIFY 3 FROM EACH HE AT TO SEMIS

ENTRANT #	NAME	GR AFFILIATION	PREV. MARK	POSITION	PLACE	MARK
509	SCOTT LESTER	Jr West Virginia State	54.64	2	-----	-----
237	TODD CRAWFORD	Jr McMurry TX	54.54	3	-----	-----
644	TOM THOMSEN	Sr Loras IA	53.64	4	-----	-----
114	DAVE FATHEREE	Sr Malone OH	53.04	5	-----	-----
514	JEFF RAYMOND	Sr Taylor IN	53.74	6	-----	-----
304	PAUL SIMS	Fr Adams State CO	52.80	7	-----	-----
668	KEVIN MCKINLEY	Jr Prairie View A&M TX	50.02	8	-----	-----

ENTRANT #	NAME	GR AFFILIATION	PREV. MARK	POSITION	PLACE	MARK
Prelim # 2						
211	KENNETH DAVIS	Fr Central Arkansas	52.74	2	-----	-----
435	ANDY OLSON	Jr Southwest State MN	54.34	3	-----	-----
93	JASON D. BROCKEL	Fr Colorado Mines	51.72	4	-----	-----
50	JON HAWLEY	Sr Moorhead State MN	53.50	5	-----	-----
597	MIKE HOGAN	Fr Central State OK	54.64	6	-----	-----
511	DONALD WILLIAMS	Fr West Virginia State	53.04	7	-----	-----
166	BRENT HARSIN	Doane NE	53.81	8	-----	-----

400 HURDLES, MEN
NAIA NATL OUTDOOR T & F

PRELIM # 3
RUSSELLVILLE, AR

EVENT # 5
MAY 22, 1986

ENTRANT #	NAME	GR AFFILIATION	PREV. MARK	POSITION	PLACE	MARK
657	PHIL PITNEY	Sr Westmont CA	51.73	2	-----	-----
520	RON HARTSFIELD	Fr Sterling KS	55.14	3	-----	-----
235	BOBBY CAMPBELL	Sr McMurry TX	53.24	4	-----	-----
47	DON SMITH	Jr Oklahoma Christian	53.13	5	-----	-----
407	KRIS ANDERSON	Fr Point Loma Nazarene CA	52.71	6	-----	-----
229	DARREN VORDERBRUEGGE	Jr Bethany KS	54.34	7	-----	-----
188	TODD HARRIS	Sr Pittsburg State KS	53.84	8	-----	-----
				9	-----	-----

ENTRANT #	NAME	GR AFFILIATION	PREV. MARK	POSITION	PLACE	MARK
PRELIM #4				1	-----	-----
525	RAND CLEMENT	Jr Simon Fraser CAN	53.13	2	-----	-----
134	BRIAN ARNOLD	Azusa Pacific CA	52.54	3	-----	-----
108	TIM ANDERSON	Sp Northwestern College IA	54.24	4	-----	-----
212	KERVIN ERVING	Jr Central Arkansas	53.24	5	-----	-----
85	DOUG B. SANDERS	Sr Bluffton OH	53.91	6	-----	-----
670	FELTON NAILS	Fr Prairie View A&M TX	51.77	7	-----	-----

ENTRANT #	NAME	GR AFFILIATION	PREV. MARK	POSITION	PLACE	MARK
PRELIM #5				1	-----	-----
450	TONEY L. CHATMAN	Jr Missouri Baptist	53.21	2	-----	-----
574	CHARLES CHANDLER	Sr Central Washington	54.20	3	-----	-----
386	RODNEY BROOKS	Jr Arkansas Tech	53.15	4	-----	-----
479	TREY CUMMINGS	Sr Western Washington	54.14	5	-----	-----
352	DENNIS W. MOORE	Sr Wayland Baptist TX	51.80	6	-----	-----
413	JOHN MATT	Sr Point Loma Nazarene CA	51.95	7	-----	-----

10,000 METER, MEN
NAIA NATL OUTDOOR T & F

FINAL
RUSSELLVILLE, AR

EVENT # 9
MAY 22, 1986

Schedule - Prelim:

Semi:

Final: 10:05P-THURSDAY

Records - NAIA MEN : 29:22.4
NAIA WOMEN : NO MARK
N/A : NO MARK
N/A : NO MARK

Sam Montoya

Adams State CO 1984

FINAL

ENTRANT #	NAME	SR	AFFILIATION	PREV. MARK	POSITION	PLACE	MARK
566	MEL H. PETERSEN	Sr	Dakota Wesleyan SD	32:04.14	1	-----	-----
646	RICH TIGHE	Sr	Loras IA	30:38.14	2	-----	-----
302	RICK ROBBIDS	Fr	Adams State CO	30:10.14	3	-----	-----
24	TIM RENZELMANN		Wisconsin-Parkside	30:08.14	4	-----	-----
587	NELSON BEGAY	Jr	Central State OK	32:45.14	5	-----	-----
539	MIKE A. ULRICH	Sr	Olivet Nazarene IL	31:22.46	6	-----	-----
610	PAUL AUFDENBERGE	Jr	Hillsdale MI	30:03.94	7	-----	-----
303	RICK ROYBAL	Sr	Adams State CO	30:12.14	8	-----	-----
498	TODD MOORE	Jr	Metropolitan State CO	30:30.14	9	-----	-----
155	JEFF WERTMAN	Sr	Walsh OH	31:33.14	10	-----	-----
297	ROBERT FERGUSON	Sr	Adams State CO	29:50.14	11	-----	-----
448	DAN L. BRYANT	Sr	Missouri Baptist	30:36.14	12	-----	-----
272	ROBERT LEMUEL	Jr	Saginaw Valley State MI	30:40.00	13	-----	-----
159	EDUARDO NAVAS	Sp	Western State CO	30:28.14	14	-----	-----
299	ROBBIE HIPWOOD	Sr	Adams State CO	29:09.14	15	-----	-----
45	RON LEE	Sp	Oklahoma Christian	31:35.54	16	-----	-----
563	EDDIE NEAL	Jr	Harding AR	32:07.04	17	-----	-----

EVENT OFFICIAL

TITLE

WIND READING: _____

DISCUS MEN
NAIA NATL OUTDOOR T & F

PRELIM # 1
RUSSELLVILLE, AR

EVENT # 20
MAY 22, 1986

Schedule - Prelim:

Semi:

Final: 4:00PM-SATURDAY

Records - NAIA MEN : 208-04.0
NAIA WOMEN : NO MARK
N/A : NO MARK
N/A : NO MARK

Christian Okoye, Azusa Pac CA 63.50, 1985

1

4 FLIGHTS OF 5, 2 FLIGHTS OF 6, QUALIFY 8 BEST TO FINALS

ENTRANT #	NAME	GR AFFILIATION	PREV. MARK	POSITION	PLACE	MARK
444	TIM SHANNON	Sr Pacific Lutheran WA	156-10.0	1	-----	-----
147	STEVE PROKOP	Azusa Pacific CA	162-00.5	2	-----	-----
146	CHRISTIAN OKOYE	Azusa Pacific CA	199-08.0	3	-----	-----
52	CRAIG PETERSON	Jr Moorhead State MN	161-01.0	4	-----	-----
564	DOUG OGBURN	Sr Harding AR	157-08.0	5	-----	-----

2

ENTRANT #	NAME	GR AFFILIATION	PREV. MARK	POSITION	PLACE	MARK
691	DAVE DARST	Sr Glenville State WV	154-09.0	1	-----	-----
540	DARREN SHEETS	Jr Northeastern State OK	157-09.0	2	-----	-----
197	BRUCE STANCELL	Jr Pittsburg State KS	180-00.0	3	-----	-----
393	SID W. NILES	Sr Northwestern State OK	160-08.0	4	-----	-----
40	RALPH BOS	Jr Oklahoma Christian	162-11.0	5	-----	-----

3

ENTRANT #	NAME	GR AFFILIATION	PREV. MARK	POSITION	PLACE	MARK
80	PHIL HULBERT	Sr Cedarville OH	172-11.0	1	-----	-----
593	ALAN ERWIN	Sr Central State OK	160-03.0	2	-----	-----
470	WAYNE SCHOPE	Sr Park MO	154-03.0	3	-----	-----
611	JOHN CHANDLER	Jr Hillsdale MI	164-03.0	4	-----	-----
104	IVAN PARKER	Sr Southern Oregon State	158-07.0	5	-----	-----

DISCUS, MEN
NAIA NATL OUTDOOR T & F

PRELIM # 4
RUSSELLVILLE, AR

EVENT # 20
MAY 22, 1986

Schedule - Prelim:

Semi:

Final: 4:00PM-SATURDAY

Records - NAIA MEN : 208-04.0 Christian Dior Azusa Pac CA 63.50, 1985
NAIA WOMEN : NO MARK
N/A : NO MARK
N/A : NO MARK

4

4 FLIGHTS OF 5, 2 FLIGHTS OF 6, QUALIFY 8 BEST TO FINALS

ENTRANT #	NAME	SR	AFFILIATION	PREV. MARK	POSITION	PLACE	MARK
631	T. J. HERAUF	Sr	Dickinson State ND	159-00.0	1	-----	-----
562	JOHN TORRENCE	Sr	Central Washington	168-02.0	2	-----	-----
143	MIKE MAYNARD		Azusa Pacific CA	164-04.0	3	-----	-----
359	BENSON DWERE	Fr	Wayland Baptist TX	160-01.0	4	-----	-----
632	DAN MAHER	Jr	Dickinson State ND	152-10.0	5	-----	-----

5

ENTRANT #	NAME	SR	AFFILIATION	PREV. MARK	POSITION	PLACE	MARK
464	MARK TENFENNY	Sr	David Lipscomb TN	141-03.0	1	-----	-----
235	MIKE CHANEY	Jr	McMurry TX	168-00.0	2	-----	-----
402	TORI LEHR	Sp	California Lutheran	159-03.0	3	-----	-----
322	TONY RUSSO	Jr	Wisconsin-Milwaukee *	164-09.0	4	-----	-----
342	BRIAN KAISER	Sr	Fort Hays State KS	160-00.0	5	-----	-----
424	GREG SHELLENEGER	Sp	Kansas Wesleyan KS	152-01.0	6	-----	-----

6

ENTRANT #	NAME	SR	AFFILIATION	PREV. MARK	POSITION	PLACE	MARK
452	TONY L. EDWARDS	Sr	Missouri Baptist	151-01.0	1	-----	-----
493	DAN GUSHARD	Sr	Kearney State NE	165-09.0	2	-----	-----
292	RON MCINTOSH	Jr	Missouri Valley MO	166-07.0	3	-----	-----
335	SOREN SORENSON	Jr	Western Oregon State	159-03.0	4	-----	-----
215	BOB BERGSTROM	Jr	Bethany IS	159-07.0	5	-----	-----
290	JOHN PALMER	Sr	Arkansas Tech	150-10.0	6	-----	-----

21ST ANNUAL
1986 INDOOR TRACK & FIELD NATIONAL CHAMPIONSHIPS - MEN

TEAM SCORING

1. Wayland Baptist TX	125	Wisconsin-LaCrosse	10	Moorhead State MN	4
2. Adams State CO	67	17. Saginaw Valley MI	8.75	Southern Arkansas	4
3. Oklahoma Christian	36	18. Anderson IN	8	33. Doane NE	3.5
4. Azusa Pacific CA	34	Cedarville OH	8	34. Hastings NE	2
5. Central State OK	26	Malone OH	8	Midland Lutheran NE	2
Missouri Baptist	26	Northwestern Oklahoma	8	Northwestern IA	2
7. Southwestern KS	21	School of the Ozarks	8	Oklahoma Baptist	2
8. Prairie View TX	17	23. Berry GA	7	38. Chicago State IL	2
9. Park MO	13	Fort Hays State KS	7	Dakota State SD	2
10. Lubbock Christian TX	10	Northwood MI	7	Loras IA	2
Nebraska Wesleyan	10	26. Pittsburg State KS	6	Panhandle State OK	2
Ottawa KS	10	Whitworth WA	6	Siena Heights MI	2
Tarkio MO	10	Wisconsin-Parkside	6	Wisconsin-Stout	2
Western State CO	10	29. Hillsdale MI	5	44. Harding AR	.75
Wisconsin-Eau Claire	10	30. Concordia NE	4		

RESULTS

60-YARD

1. Alrick Munroe, Wayland Baptist TX, 6.23
2. Carlos Reynolds, Wayland Baptist TX, 6.37
3. Roscellius Pope, Wayland Baptist TX, 6.41
4. David Palmer, Concordia NE, 6.41
5. Monte Weathers, Pittsburg State KS, 6.42
6. Jimmy McGriff, Chicago State IL, 6.47

60-YARD HIGH HURDLES

1. Scott Etherton, Nebraska Wesleyan, 7.35
2. Kevin McKinley, Prairie View A&M TX, 7.37
3. Brian Arnold, Azusa Pacific CA, 7.43
4. Matt Kriesel, Wisconsin-LaCrosse, 7.57
5. Mike Auman, Doane NE, 7.61
6. Dale Dolezal, Fort Hays State KS, 7.65

440-YARD

1. Devon Morris, Wayland Baptist TX, 47.84
2. Dennis Moore, Wayland Baptist TX, 48.49
3. Travis McKinley, Adams State CO, 48.62
4. Tony King, Malone OH, 50.28
5. Carlos Reynolds, Wayland Baptist TX, 50.90
6. Kevin McGehee, Oklahoma Baptist, 52.01

600-YARD

1. Devon Morris, Wayland Baptist TX, 1:10.28
2. Patrick Nwanguzo, Wayland Baptist TX, 1:11.95
3. Peter Scott, Wayland Baptist TX, 1:12.28
4. Tony King, Malone OH, 1:12.39
5. Dennis Moore, Wayland Baptist TX, 1:12.80
6. Chris Robertson, Prairie View A&M TX, 1:14.33

880-YARD

1. Maurice Smith, Adams State CO, 1:53.09
2. Kisute Kiboko, Wayland Baptist TX, 1:53.34
3. Keith Singleton, Central State OK, 1:54.18
4. Peter Scott, Wayland Baptist TX, 1:55.32
5. Anthony Leaks, Missouri Baptist, 1:57.41
6. Mark Gregory, Park MO, 1:57.61

1,000 YARD

1. Kisute Kiboko, Wayland Baptist TX, 2:11.62
2. Dave More, Park MO, 2:13.23
3. Alex Torrez, Lubbock Christian TX, 2:13.49
4. Paul Dreessen, Wayland Baptist TX, 2:14.05
5. Craig Curran, Midland Lutheran NE, 2:14.43
6. Jamonty Washington, Northwood Institute MI, 2:14.56

MILE RUN

1. Mark Steward, Adams State CO, 4:08.69
2. Brian Williams, Anderson IN, 4:14.24
3. Ken Woodard, Adams State CO, 4:14.89
4. David Matherne, Berry GA, 4:15.19
5. Jeff Vanderberg, Northwestern IA, 4:15.26
6. Wade Perry, Siena Heights MI, 4:15.28

TWO-MILE

1. Robert Ferguson, Adams State CO, 9:03.21
2. Tom Hill, Cedarville OH, 9:05.48
3. Dan Bryant, Missouri Baptist, 9:05.81
4. Matthew Lenz, Southwestern KS, 9:11.40
5. Glenn Roach, Berry GA, 9:12.75
6. Jack Sperber, Adams State CO, 9:12.87

THREE-MILE

1. Eduardo Navas, Western State CO, 14:35.48
2. Nelson Begay, Central State OK, 14:37.68
3. Tim Renzelmann, Wisconsin-Parkside, 14:38.76
4. James Seefeldt, Adams State CO, 14:45.23
5. Robert Lemuel, Saginaw Valley State MI, 14:47.55
6. Patrick O'Grady, Berry GA, 14:47.73

MILE RELAY

1. Wayland Baptist TX (Peter Scott, Patrick Nwanguzo, Dennis Moore, Devon Morris), 3:17.32
2. Prairie View A&M TX (Jeff Williams, Chris Robertson, Kevin McKinley, Lence Greene), 3:21.69
3. Central State OK (Doug Gonzales, Mike Cherry, Mike Hogan, Keith Singleton), 3:22.16
4. Southern Arkansas, 3:22.30
5. Lubbock Christian TX, 3:25.59
6. Loras IA, 3:32.09

TWO-MILE RELAY

1. Missouri Baptist (Gene Pitman, Gary Jones, Terry Plunkett, Anthony Leaks), 7:46.14
2. Southwestern KS (William Carter, Torey Keller, John Cato, Rick Kutt), 7:49.96
3. Oklahoma Christian (Brent Fowler, Don Smith, Scott Farris, Brett McKnight), 7:50.48
4. Central State OK, 7:52.24
5. Lubbock Christian TX, 7:53.89
6. Wisconsin-Stout, 7:57.07

DISTANCE MEDLEY RELAY

1. Adams State CO (Paul Sims, Travis McKinley, Maurice Smith, Mark Steward), 10:05.73
2. Missouri Baptist (Anthony Leaks, Tony Chatman, Gary Jones, Dan Bryant), 10:12.52
3. Oklahoma Christian (Brett McKnight, Don Smith, Brent Fowler, Scott Farris), 10:17.98
4. Park MO, 10:19.44
5. Southwestern KS, 10:19.86
6. Hillsdale MI, 10:22.08

TRIPLE JUMP

1. Curt Christiansen, Adams State CO, 15.07(49-05.25)
2. Loxley Walters, School of the Ozarks MO, 15.00(49-02.5)
3. Emmanuel Owivri, Wayland Baptist TX, 14.84(48-08.25)
4. Don Carter, Fort Hays State KS, 14.79 (48-06.0)
5. Darrell Epps, Hastings NE, 14.61 (47-11.0)
6. Cliff Lattin, Panhandle State OK, 14.45(47-05.0)





STATISTICS

221 Baltimore Ave. Kansas City, MO 64105 (816) 842-5050

PE/ATHLETIC OFFICE
RECEIVED

MAY 12 1986



GEORGE FOX COLLEGE

NAIA TRACK
REPORT NO. 4

NAIA TRACK & FIELD REPORT

MAY 7, 1986

() = NAIA QUALIFYING MARK/w-Wind Aided/y-Yards

All Marks are Automatic Times

All Running Events are in Meters unless otherwise noted

MEN'S DIVISION

100 METER DASH (:10.74) NAIA Record - :10.15 **400 METER DASH (:47.94) NAIA Record - :45.38**

Alrick Munroe	Wayland Baptist TX	10.14
Bill Williams	Langston OK	10.41
Patrick Nwanko	Azusa Pacific CA	10.49
Roscellius Pope	Wayland Baptist TX	10.56
Jim Spotville	Azusa Pacific CA	10.56
Joe Bradley	Malone OH	10.60
Barry Harris	Loras IA	10.60
Jeff Williams	Prairie View A&M TX	10.61
Borns Andama	Wayland Baptist TX	10.62
Morris Egon	Wayland Baptist TX	10.63
Kevin McGehee	Oklahoma Baptist	10.64
Doug Gonzales	Central State OK	10.64
Greg Will	Linfield OR	10.64
Timmy Taylor	Southwestern KS	10.64
Carlos Reynolds	Wayland Baptist TX	10.68
Herbie Akpom	Azusa Pacific CA	10.70
Noel Chestnut	California Lutheran	10.70
Victor Williams	Langston OK	10.70
Latone Swinney	Missouri Baptist	10.70
Aaron Lang	Pittsburg State KS	10.74
George Pone	Pembroke State NC	10.74
Rich Torquato	Willamette OR	10.74
Greg Mathis	Bethel KS	10.74
Drew Woodruff	Eureka IL	10.74

Devon Morris	Wayland Baptist TX	45.21
Travis McKinley	Adams State CO	46.64
Patrick Nwanguzo	Wayland Baptist TX	47.51
Peter Scott	Wayland Baptist TX	47.67
Lance Greene	Prairie View A&M TX	47.67
Albert Hatcher	McMurry TX	47.80
Kurt Smallwood	Bethany KS	47.80
Patrick Nwanko	Azusa Pacific CA	47.83
Armstrong Williams	Lubbock Christian TX	47.94
Vernon Stone	Malone OH	48.02
Joe Bradley	Malone OH	48.03
Dave Boyd	Azusa Pacific CA	48.04

800 METERS (1:51.44) NAIA Record- 1:47.02

Maurice Smith	Adams State CO	1:49.50
Kenrick Williams	Lubbock Christian TX	1:50.90
Kisute Kiboko	Wayland Baptist TX	1:50.99
Gregg Larson	Doane NE	1:51.40
Keith Singleton	Central State OK	1:52.06
Calvin Cobbins	Prairie View A&M TX	1:52.19
Dave Boyd	Azusa Pacific CA	1:52.25
Peter Scott	Wayland Baptist TX	1:52.54
Alex Torrez	Lubbock Christian TX	1:52.64
Paul Thola	Simon Fraser CAN	1:52.94

200 METER DASH (:21.64) NAIA Record - :20.24 **1500 METER (3:50.64) NAIA Record - 3:44.88**

Alrick Munroe	Wayland Baptist TX	20.44
Devon Morris	Wayland Baptist TX	20.87
Travis McKinley	Adams State CO	20.94
Borns Andama	Wayland Baptist TX	21.14
Morris Egon	Wayland Baptist TX	21.32
Patrick Nwanko	Azusa Pacific CA	21.42
Latone Swinney	Missouri Baptist	21.43
Carlos Reynolds	Wayland Baptist TX	21.44
Bill Williams	Langston OK	21.46
Joe Bradley	Malone OH	21.48
Dennis Moore	Wayland Baptist TX	21.52
Roscellius Pope	Wayland Baptist TX	21.53
Jimie Spotville	Azusa Pacific CA	21.54
Larry Woodson	Missouri Baptist	21.61
Kevin McGehee	Oklahoma Baptist	21.64
George Pone	Pembroke State NC	21.64
Vernon Stone	Malone OH	21.64

Tom Shetler	Malone OH	1:55.90
Bill Epperson	Malone OH	1:56.02
Tom Hill	Cedarville OH	3:22.84
Maurice Smith	Adams State CO	3:41.12
Brian Williams	Anderson IN	3:49.72
Mark Steward	Adams State CO	3:50.10
Rob Nelson	Simon Fraser CAN	3:50.22
Rob Moore	Cedarville OH	3:51.14
Russ Cole	Pacific Lutheran WA	3:51.69
David Matherne	Berry GA	3:52.64
Jim Mattson	Westmont CA	3:52.90
Terry Cardle	Simon Fraser CAN	3:53.04
Darryl Halbert	Harding AR	3:53.43
Can Bryant	Missouri Baptist	3:53.84

1600 METER RELAY (3:15.44) NAIA Record- 3:05.40

Wayland Baptist TX	Wayland Baptist TX	3:04.68
Prairie View A&M TX	Prairie View A&M TX	3:07.02
Malone OH	Malone OH	3:11.44
Lubbock Christian TX	Lubbock Christian TX	3:13.15
Central Arkansas	Central Arkansas	3:13.95
McMurry TX	McMurry TX	3:14.14
Azusa Pacific CA	Azusa Pacific CA	3:14.34
Loras IA	Loras IA	3:14.35
Doane NE	Doane NE	3:14.88
Central State OK	Central State OK	3:15.05

ECATHLON (6767) NAIA Record- 7623

Royal Brettrager	Graceland IA	6798
Rusty Lorenz	Willamette OR	6542
Brian Lange	Kearney State NE	6471
Lindahl Lucas	California Lutheran	6434
Benson Owere	Wayland Baptist TX	6434
Ted Campbell	Azusa Pacific CA	6322
Jeff Neubauer	Western Washington	6297
Ryan Pschigoda	Hillsdale MI	6294
Dendall Donaldson	Sterling KS	6293
Jessie White	Simon Fraser CAN	6159
Chris Burch	Central Washington	6158
Trey Cummings	Western Washington	6113
Mike Baumann	Emporia State KS	6110
Kevin Korthuis	Azusa Pacific CA	6109
Mario Riveros	California Lutheran	5874
Steve Faust	California Lutheran	5719
Art Hanson	Western Washington	5701
Mike Schutz	Jamestown ND	5663
Lave Dangleis	Azusa Pacific CA	5389

LONG JUMP (23-94) NAIA Record - 26-64

Philmore Morris	Wayland Baptist TX	25-06.5
Greg Henderson	Pembroke State NC	25-06.5
Ulrick Munroe	Wayland Baptist TX	25-02.0
Herbie Akpom	Azusa Pacific CA	24-09.75
Don Carter	Fort Hays State KS	24-06.75
Warren Wallace	Elon NC	24-02.5
Dennis McWhinney	Prairie View A&M TX	24-02.0
Teddy Booker	Oklahoma Christian	24-01.75
Lave Dangleis	Azusa Pacific CA	24-01.0
Bevan Smith	Anderson IN	23-10.5
Orns Andama	Wayland Baptist TX	23-10.5
Roy Kurelich	California Lutheran	23-10.0
icky Tellis	Southwestern KS	23-02.0

TRIPLE JUMP (48-74) NAIA Record - 26-64

Lisha Briscoe	Prairie View A&M TX	51-06.75
Roosevelt Kent	Azusa Pacific CA	50-05.25
Curt Christiansen	Adams State CO	50-03.0
Don Carter	Fort Hays State KS	49-10.0
Ricky Tellis	Southwestern KS	49-05.0
Wayne Jones	High Point NC	48-11.25
Herbie Akpom	Azusa Pacific CA	48-10.0
Teddy Booker	Oklahoma Christian	48-04.5
Rod Dyck	Bethany KS	48-04.0
Kevin Connors	Willamette OR	48-00.0
Dennis McWhinney	Prairie View A&M TX	47-09.75
Bevan Smith	Anderson IN	47-07.5
Usen Akpan	Oklahoma Baptist	47-04.5
Jerry Hopper	Western Washington	47-00.75

HIGH JUMP (6-10 3/4) NAIA Record - 5-104

Wayne Wallace	Adams State CO	7-02.5
Russell Clark	Pembroke State NC	7-01.75
Jeff Guy	Western State CO	7-00.5
Don Raleigh	Northwestern State OK	7-00.0
Bobby Boone	Lubbock Christian TX	7-00.0
Steffin Smith	Ottawa KS	7-00.0
Jack Nance	Azusa Pacific CA	6-11.0
Obie Martin	North Carolina Central	6-11.0
Shane Roberts	Fort Hays State KS	6-10.75
Tim Rose	Western State CO	6-10.75
Don Carter	Fort Hays State KS	6-10.75
Brian Lange	Kearney State NE	6-10.0
Greg Pullie	Malone OH	6-10.0
Herb Ford	Oklahoma Christian	6-10.0
Mark Elliston	Oklahoma Baptist	6-10.0
Ronald Pleasants	West Virginia State	6-10.0

SHOT PUT (54-34) NAIA Record 49-24

Ivan Parker	Southern Oregon State	56-08.0
John Mago	Wisconsin-EauClaire	54-08.5
Randy Ditter	Wayne State NE	54-00.0
Dan Gushard	Kearney State NE	53-04.5
Lawrence Jackson	Presbyterian SC	53-02.0
Tom Beebe	Pittsburg State KS	52-11.5
Tonyo Sylvester	Southwestern KS	52-09.75
Clinton Bell	Ouachita Baptist AR	52-04.5
Daryl Tossie	Sterling KS	52-04.0
Wade Russell	Taylor IN	52-04.0
Bruce Stancell	Pittsburg State KS	52-00.0
Phil Halbert	Cedarville OH	52-00.0
Steve Prokop	Azusa Pacific CA	51-10.0
Lee Ratliff	Hillsdale MI	49-06.0
John Chandler	Hillsdale MI	49-00.5

1500 METERS (4:41.74) NAIA Record - 4:25.42

Leah Pells	Simon Fraser CAN	4:24.67
Jenny Lamoreux	North Florida	4:31.24
Kelly McCammon	Emporia State KS	4:34.34
Ann Manning	Portland OR	4:34.57
Heather Sullivan	Puget Sound WA	4:35.74
Melanie Venekamp	Pacific Lutheran WA	4:35.94
Chris Goepel	Wisconsin-EauClaire	4:37.14
Laura Johnson	Portland OR	4:37.54
Maura Bookout	Azusa Pacific CA	4:40.06
Jennifer Wilson	Hillsdale MI	4:42.14
Jane Reaves	Adams State CO	4:42.14
Valerie Hilden	Pacific Lutheran WA	4:42.54
Regan ten Benschel	Doane NE	4:43.00

5,000 METERS (17:55.14) NAIA Record-16:53.49

Ann Manning	Portland OR	16:51.24
Erin Gillespie	Hillsdale MI	16:52.14
Kristy Johnson	Portland OR	17:30.34
Susan Stine	Emporia State KS	17:34.34
Melanie Venekamp	Pacific Lutheran WA	17:35.54
Valerie Hilden	Pacific Lutheran WA	17:38.14
Kathy Nichols	Pacific Lutheran WA	17:46.44
Dana Stamper	Pacific Lutheran WA	17:46.64
Brenda Bergum	Wisconsin-EauClaire	17:53.54
Marlene Calmus	Northern State SD	17:57.13
Jolene Fisher	Southern Utah State	18:00.45

10,000 METERS (37:30.14) NAIA Record-35:17.88

Kristy Johnson	Portland OR	36:02.50
Kara Crisifulli	Willamette OR	36:26.50
Kathy Nichols	Pacific Lutheran WA	36:43.40
Kathy Spear	Adams State CO	37:06.14
Amy Potter	Emporia State KS	37:55.80
Mary Schraeder	Northern State SD	38:02.14
Erin Wickham	Pacific Lutheran WA	38:54.14
Dana Stamper	Pacific Lutheran WA	38:55.70
Patty Drey	Midland Lutheran NE	38:56.74
Val Wilson	Taylor IN	40:40.0
Becky Kreps	Manchester IN	40:57.52
Frankie Chaplin	High Point NC	42:03.42

3000 METERS (10:37.14) NAIA Record - 9:47.30

Kelly McCammon	Emporia State KS	9:50.70
Susan Stine	Emporia State KS	9:57.20
Maura Bookout	Azusa Pacific CA	9:58.14
Cindy Blakeley	Ottawa KS	10:00.84
Michelle Marter	Wisconsin-Parkside	10:02.84
Kara Crisifulli	Willamette OR	10:04.14
Erin Gillespie	Hillsdale MI	10:06.14
Mary Hillenkamp	Portland OR	10:06.24
Kathy Nichols	Pacific Lutheran WA	10:12.14
Brenda Bergum	Wisconsin-EauClaire	10:12.54
Heather Sullivan	Puget Sound WA	10:13.44
Jennifer Eastman	Puget Sound WA	10:14.74
Sarah Hiett	Wisconsin-Parkside	10:15.44
Valerie Hilden	Pacific Lutheran WA	10:15.64

100 METER HURDLES (:14.84) NAIA Record- :13.73

Brenda Jarvis	Adams State CO	13.74
Lavonda Luckett	Prairie View A&M TX	13.90
Denise Williams	Wayland Baptist TX	13.94
Edith Renfro	Prairie View A&M TX	14.20
Dorothy Young	Missouri Baptist	14.36
Stephanie Cameron	Missouri Baptist	14.40
Melody Robinson	Midland Lutheran NE	14.44
Marie Palinkas	Hillsdale MI	14.54
Felicia Hollister	Prairie View A&M TX	14.65
Teri VanWechel	Northwestern College IA	14.74
Donita Perry	Wayland Baptist TX	14.77
Tracy Long	Anderson IN	14.78
Felicia Canada	Anderson IN	14.83
Annette Helling	Whitworth WA	14.84

400 METER HURDLES (1:04.54) NAIA Record- :13.73

Bessie Moore	West Virginia State	1:02.64
Brenda Jarvis	Adams State CO	1:03.14
Karen Bell	Pacific Lutheran WA	1:04.24
Annette Helling	Whitworth WA	1:04.34
Donita Perry	Wayland Baptist TX	1:04.74
Kim Hays	Azusa Pacific CA	1:04.80
Kim Hayes	Azusa Pacific CA	1:04.80
Jean Kolarik	Emporia State KS	1:04.83
Marie Palinkas	Hillsdale MI	1:05.14
Kristy Dunn	Western Washington	1:06.04
Mary Kusler	Puget Sound WA	1:06.14
Teri VanWechel	Northwestern College IA	1:06.34

MARATHON (3:30.00) NAIA Record- 2:51.05

Jodi Williamson	Taylor IN	3:02.26
Jennifer Arnold	Gonzaga WA	3:07.37
Patty Drey	Midland Lutheran NE	3:22.12
Loraine Hoyle	Southern Colorado	3:24.64
Marla Miller	Manchester IN	3:29.42
Joni Lenz	Anderson IN	3:36.40

400 METER RELAY (:48.54) NAIA Record - :45.06

Wayland Baptist TX	Wayland Baptist TX	45.26
Prairie View A&M TX	Prairie View A&M TX	45.96
Missouri Baptist	Missouri Baptist	47.94
Midland Lutheran NE	Midland Lutheran NE	48.86
Doane NE	Doane NE	48.97
Western Washington	Western Washington	49.14
Langston OK	Langston OK	49.33
Campbell NC	Campbell NC	49.34
Walsh OH	Walsh OH	50.14
Emporia State KS	Emporia State KS	50.54

Sharon Harrison	Prairie View A&M TX	50-03.0
Connie Hugen	Doane NE	48-03.5
Brenda Wolf	Fort Hays State KS	48-02.75
Beth Stuart	Kearney State NE	46-07.25
Diana Asay	Wayne State NE	45-00.5
Liz Mulvihill	Bemidji State MN	44-04.25
Mia Bonds	Prairie View A&M TX	43-06.0
Netta Bridgewater	Prairie View A&M TX	43-05.0
Cristie Bell	Rocky Mountain MT	43-03.5
Jeanine Banks	Missouri Baptist	43-01.0
Vicki Engler	Southern Colorado	42-09.5
Julie Kent	Manchester IN	42-07.5
Yvonne Laderach	Hillsdale MI	42-06.0
Joey Classen	Azusa Pacific CA	42-06.0
Cathy Belcher	Simon Fraser CAN	42-06.0

NOTICE TO COACHES:

1. Attention District Track Chairs - Please notify the NAIA National Office of your district's coach of the year (men and women). Each district may submit only one coach of the men's program and one for the women's program to be considered for Area and National Coach of the Year. Co-coaches will be omitted from the National ballot. Your district selection must be submitted no later than May 21st at registration time at Arkansas Tech.
2. Clinics - Two outstanding clinics have been arranged. We encourage your attendance on May 23, 1986 (Friday) at W. O. Young Student Center, Arkansas Tech.
 - 1:00 P.M. - The Greatest Revolution in Track - Accutrack.
Its operation and recording. Jack Balko, Specialty Instruments
 - 2:00 P.M. - Race Walk Training & the NAIA Road to the Olympics.
IAAF Judges Ron Daniel, Pasadena, CA
. Robert Hickey
. Darlene Hickman
3. Remember, all entries MUST be post-marked by May 12th to be entered in the meet. Athletes meeting the qualifying standards between May 13 and May 19 may be entered late, but their names must be mailed by May 19th with guaranteed overnight delivery to Arkansas Tech. Late entries MUST be accompanied by a \$10 late processing fee for each event entered and proof of performance with the date must accompany the entry.
4. Confirmation will take place between 3:00 PM & 5:00 PM on Wednesday, May 12st, at the W. O. Young Student Center. Pick up your confirmation form at registration. The form must be signed, which confirms your entries. The Deadline is 5:00 pm. All confirmation sheets not deposited in the confirmation box at this time will not be accepted and those athletes not confirmed will be scratched. If you confirm by phone or through another coach, you do so at your own risk. (501) 968-0345.
5. While the qualifying time for the women's 3,000 is correct on the entry material, the statistics have listed an incorrect time. Note: 3,000 Meter Qualifying Time is 10:17.14.

NAIA DISTRICT 2 RECORDS (WOMEN)

100	12.06	Sheren Wegener	Western Oregon	1986
200	25.47	Sheren Wegener	Western Oregon	1986
400	57.73	Kelley Wright	Western Oregon	1986
800	2:16.3	Julie Blum	Willamette	1985
1500	4:28.61	Laura Johnson	Un. of Portland	1986
3000	9:33.6	Ann Manning	Un. of Portland	1985
5000	16:58.8	Clare Krill	Un. of Portland	1985
10000	37:41.1	Molly Ostlund	Un. of Portland	1985
100HH	15.3	Lisa Jacobs	Lewis & Clark	1985
400LH	1:03.1	Petra Johnson	Linfield	1985
400 Relay	49.0	Seuell, Wright, Hannon, Weggener	Western Oregon	1986
Mile Relay	3:59.4		Linfield	1985
Long Jump	18-2 3/4	Cindy Fulks	Western Baptist	1983
High Jump	5-5	Amy Bolger	Lewis & Clark	1986
Shotput	44-3 1/4	Paige Daugherty	Lewis & Clark	1985
Discus	140-4	Lea Bush	Willamette	1986
Javelin	152-9	Sandy Bean	Southern Oregon	1985
Heptathlon	4547	Sharon Jensen	Western Oregon	1986
800M Medley	1:48.49	Seuell, Hannon, Wegener, Wright	Western Oregon	1986
Triple Jump	36-2	Shelly Woodside	Linfield	1986

NAIA DISTRICT 2 RECORDS (MEN)

100	10.4	Greg Griffin	George Fox	1977
		Terry Hendrix	Southern Oregon	1983
200	21.1	Keith Shriver	Linfield	1969
		Mark Burt	Pacific	1976
400	47.2	Carl Shaw	Linfield	1976
800	1:50.8	Bruce Vogel	Western Oregon	1972
1500	3:49.7	Steve Hills	Northwest Nazarene	1975
Steeplechase	8:53.9	Kelly Jensen	Southern Oregon	1978
5000	14:22.4	Steve Blikstad	George Fox	1979
10000	30:25.3	Don Stearns	Eastern Oregon	1981
110 H	14.0	Rick Fergesen	Lewis & Clark	1977
400 IH	52.1	Tim Gilbert	Northwest Nazarene	1978
400 Relay	41.7	Carter, Lazelle Smith, King Koroma, Reynolds Neeley, Griffin Biamont, Taylor Findling, Mobley	Linfield	1976
Mile Relay	3:14.8	Lazelle, Minors Carter, Shaw	Linfield	1976
Shotput	56-5 1/2	Ken Patera	Portland State	1963
Discus	170-11	Harland Yriarte	Southern Oregon	1969
Javelin	204-11	Mike Keizur	Western Oregon	1986
Hammer	178-9	Glen Hill	Western Oregon	1986
High Jump	6-10 1/4	Scott Wallace	Willamette	1980
Long Jump	24-0 3/4	Ron Mobley	Western Oregon	1984
Triple Jump	48-10 1/4	Randy Jones	Pacific	1979
Pole Vault	15-7 3/4	Mark Unicume	Northwest Nazarene	1984
Decathlon	7154	Mark Burt	Pacific	1976
Marathon	2:22:06	Larry Miller	Southern Oregon	1974
10000 Walk	48:35.5	Sam Shick	Lewis & Clark	1979

NAIA DISTRICT #2 TEAM CHAMPIONS
TRACK & FIELD

* * * * *

MEN'S TEAMS

1955	Lewis & Clark	Eldon Fix
1956	Lewis & Clark	Eldon Fix
1957	Lewis & Clark	Eldon Fix
1958	Lewis & Clark	Eldon Fix
1960	Portland State	Ralph Davis
1961	Portland State	Ralph Davis
1962	Southern Oregon	Dan Bulkley
1963	Southern Oregon	Dan Bulkley
1964	Southern Oregon	Dan Bulkley
1965	Lewis & Clark	Eldon Fix
1966	Lewis & Clark	Eldon Fix
1967	Lewis & Clark	Eldon Fix
1968	Lewis & Clark	Eldon Fix
1969	Lewis & Clark	Eldon Fix
1970	Oregon College	Don Spinas
1971	Oregon College	Don Spinas
1972	Oregon College	Don Spinas
1973	Oregon College	Don spinas
1974	Oregon College	Don Spinas
1975	Linfield	John Knight
1976	Linfield	John Knight
1977	Lewis & Clark	Eldon Fix
1978	Lewis & Clark	Eldon Fix
1979	Southern Oregon	Stan Goodell
1980	George Fox	Rich Allen
1981	Lewis & Clark	Eldon Fix
1982	Willamette	Charles Bowles
1983	Willamette	Charles Bowles
1984	Willamette	Charles Bowles
1985	Western Oregon	Don Spinas

WOMEN'S TEAMS

1983	Willamette	Charles Bowles
1984	Willamette	Charles Bowles
1985	Portland	Mike Johnson

NAIA DISTRICT 2 RECORDS (Women)

100	12.1	Antonette Blythe	Northwest Nazarene	1983
200	25.8	Tammy Moland	Willamette	1983
400	58.7	Kelly Wosepka	U. of Portland	1983
800	2:16.3	Julie Blum	Willamette	1985
1500	4:33.3	Ann Manning	Portland	1985
3000	9:33.6	Ann Manning	Portland	1985
5000	16:58.8	Clare Krill	Portland	1985
10000	37:41.1	Molly Ostlund	Portland	1985
100 HH	15.3	Lisa Jacobs	Lewis & Clark	1985
400 LH	1:03.1	Petra Johnson	Linfield	1985
400 Relay	49.1	Galloway, Wirth Johnson, Blythe	Northwest Nazarene	1983
Mile Relay	3:59.4		Linfield	1985
Long Jump	18-2 3/4	Cindy Fulks	Western Baptist	1983
High Jump	5-3 1/4	Melody Groeneveld	George fox	1983
Shot Put	44-3 1/4	Paige Daugherty	Lewis & Clark	1985
Discus	140-3	Wanda Strutko	Leiws & Clark	1985
Javelin	152-9	Sandy Bean	Southern Oregon	1985
Heptathlon	4547	Sharon Jensen	Western Oregon	1986
800M Medley	1:50.4	Moland, Klein, Slavich, Roth	Willamette	1984

NAIA DISTRICT 2 RECORDS (Men)

100	10.4	Greg Griffin	George Fox	1977
		Terry Hendrix	Southern Oregon	1983
200	21.1	Keith Shriver	Linfield	1969
		Mark Burt	Pacific	1976
400	47.2	Carl Shaw	Linfield	1976
800	1:50.8	Bruce Vogel	Oregon College	1972
1500	3:49.7	Steve Hills	Northwest Nazarene	1975
Steeplechase	8:53.9	Kelly Jensen	Southern Oregon	1978
5000	14:22.4	Steve Blikstad	George Fox	1979
10000	30:25.3	Don Stearns	Eastern Oregon	1981
110m H	14.0	Rick Fergesen	Lewis & Clark	1977
400m I.H.	52.1	Tim Gilbert	Northwest Nazarene	1978
400 Relay	41.7	Carter, Lazelle Smith, King	Linfield	1976
		Koroma, Reynolds	Goerge Fox	1978
		Neeley, Griffin		
Mile Relay	3:14.8	Lazelle, Minors Carter, Shaw	Linfield	1976
Shotput	56-5 1/2	Ken Patera	Portland State	1963
Discus	170-11	Harland Yriarte	Southern Oregon	1969
Javelin	249-6	Tony Grant	Oregon Tech	1972
Hammer	168-11	Scott Burkhart	Lewis & Clark	1975
High Jump	6-10 1/4	Scott Wallace	Willamette	1980
Long Jump	23-11 1/4	Karl Koenig	Oregon College	1978
Triple Jump	48-10 1/4	Randy Jones	Pacific	1979
Pole Vault	15-7	Dave McDonald	George Fox	1969
Decathlon	7154	Mark Burt	Pacific	1976
Marathon	2:22:06	Larry Miller	Southern Oregon	1974
10000 Walk	48:35.5	Sam Shick	Lewis & Clark	1979

EASTERN OREGON

Women's Coach:
Daniel Kavet

- 101. Evers, Diane
- 102. McCadden, Dixie
- 103. O'Leary, Megan

Men's Coach: Daniel Kavet

- 101. Beetchenow, Randy
- 102. Clair, Fred
- 103. Jensen, Eric
- 104. Miller, Corey
- 105. Rankin, Ken
- 106. Reich, Phil

GEORGE FOX COLLEGE

Women's Coach:
Rich Allen

- 110. Fox, Denise
- 111. Funk, Cheryl
- 112. Roley, Nancy
- 113. Wilkinson, Karen
- 114. Wittenberg, Paula
- 115. Woolsey, Sue

Men's Coach: Rich Allen

- 110. Ball, Scott
- 111. Blanchette, Rich
- 112. Dahlin, Tim
- 113. Elkins, Dave
- 114. Fuls, Jerry
- 115. Gildehaus, Jerred
- 116. Graham, Steve
- 117. Harrison, Les
- 118. Hyatt, Tim
- 119. Larabee, Dwight
- 120. Maddox, Paul
- 121. Mueller, David
- 122. Price, Dan
- 123. Protzman, Mark
- 124. Stanton, Kevin
- 125. Swigart, Randy
- 126. Watts, Mike
- 127. Wigley, Keith

LINFIELD COLLEGE

Women's Coach:
Rudy Pearson

- 140. Beeman, Teresa
- 141. Bristow, Laurie
- 142. Gosso, Lori
- 143. Halter, Kim
- 144. Johnson, Petra
- 145. Lind, Lisa
- 146. Mortensen, Janet
- 147. Stevens, Tina
- 148. Thatcher, Angela
- 149. Tepper, Mary
- 150. Thomson, Mary
- 151. Wambach, Katie
- 152. Woodside, Shelly
- 153. Young, Karin

Men's Coach:
George Oja

- 150. Absalon, Erick
- 151. Alward, Joseph
- 152. Anderson, Bryant
- 153. Brown, Curtis
- 154. Caster, Brian
- 155. Culbert, Greg
- 156. Dean, Douglas
- 157. DeYoung, William
- 158. Ferrenburg, Kelly
- 159. Frost, Robert
- 160. Garvey, Mark
- 161. Hodl, David
- 162. Kennedy, Michael
- 163. Killinger, Philip
- 164. McDonald, Kelly
- 165. McGuire, Emmett
- 166. Marsters, Kele
- 167. O'Leary, Dan
- 168. Prevedello, John
- 169. Reason, Randy
- 170. Scanlon, Bruce
- 171. Ussery, Keith
- 172. Voyles, Scott
- 173. Whitlow, Raymond
- 174. Will, Greg

LEWIS & CLARK COLLEGE

Women's Coach:
David Fix

- 120. Ardinger, Liz
- 121. Bolger, Amy
- 122. Crouch, Kathleen
- 123. Duchow, Sandy
- 124. Finaly, Meg
- 125. Johnson, Leslie
- 126. Kurtz, Kathryn
- 127. Lampkin, Teresa
- 128. Larsen, Kari
- 129. Lowell, Sarah
- 130. McLeod, Jamie
- 131. Mitchelmore, Kathy
- 132. Murray, Susan
- 133. Perry, Nicole
- 134. Reaney, Shereen
- 135. Thomas, Michelle
- 136. Underwood, Laurie

Men's Coach:
David Fix

- 130. Ares, Ron
- 131. Baker, Rocky
- 132. Clark, Tim
- 133. Coombs, Randy
- 134. Crandall, Robert
- 135. Geiger, Tom
- 136. Gustovich, Donald
- 137. Houts, Jeff
- 138. Jones, Trent
- 139. Mamizuka, Harry
- 140. Mell, Tom
- 141. Reynolds, Kirk
- 142. Ritenhouse, Duke
- 143. Robinson, Robbie
- 144. Thomas, Chuck

NORTHWEST NAZARENE

Women's Coach:

Paul Taylor

- 160. Carpenter, Karen
- 161. Chua, Chris
- 162. Duncan, Holly
- 163. Lafferty, Carolyn
- 164. Zellmer, Jana

Men's Coach:

Paul Taylor

- 180. Curl, Steve
- 181. Edwards, Doug
- 182. Gilbert, Mike
- 183. Huemoeller, Dale
- 184. Maves, Randy
- 185. Morris, Jim
- 186. Sievers, Tim
- 187. White, Shawn
- 188. Wright, Kevin
- 189. Wyborne, Hank

UNIV. OF PORTLAND

Women's Coach:

Bud Calbreath

- 170. Buhler, Cathy
- 171. Hillenkamp, Mary
- 172. Johnson, Laura
- 173. Johnston, Kristy
- 174. Kosctics, Theresa
- 175. Manning, Ann
- 176. Wilhelms, Karen

SOUTHERN OREGON

Women's Coach:

Monty Cartwright

- 180. Cartwright, Dyan
- 181. Dodson, Mary
- 182. Doyle, Karen
- 183. Ettner, Kris
- 184. Garrison, Debbie
- 185. Hiatt, Kathy
- 186. Laws, Christie
- 187. Olson, Linda
- 188. Page, Bobi
- 190. Staat, Kathy
- 190. Wagner, Lori
- 191. Ward, Sandi

Men's Coach:

Monty Cartwright

- 200. Beck, Dave
- 201. Bishop, Mike
- 202. Bransom, D.J.
- 203. County, Michael
- 204. Dovenberg, Cary
- 205. Eugene, John
- 206. Granger, Shawn
- 207. Grundseth, Alejandro
- 208. Hill, Devin
- 209. Hill, Joe
- 210. Holbrook, Brad
- 211. Kordich, James
- 212. Martin, Scott
- 213. McGuire, Eric
- 214. Mills, Tom
- 215. Parker, Ivan
- 216. Perkins, Allen
- 217. Rupp, Tim
- 218. Sakon, Joshua
- 219. Taylor, Kevin
- 220. Thomas, Todd
- 221. Wardwell, Arnold
- 222. Westphal, Mark
- 223. Willaman, Mark

WESTERN OREGON

Women's Coach:

Don Spinas

- 200. Aho, Patty
- 201. Barnhurst, Debbie
- 202. Benningfield, C.
- 203. Bryne, Melonie
- 204. Dick, Debra
- 205. Dimick, Julie
- 206. Gunis, Maria
- 207. Hannon, Teresa
- 208. Howard, Rodona
- 209. Hudson, JoAnne
- 210. Jensen, Sharon
- 211. Jester, Dana
- 212. Knobel, Kris
- 213. Lovejoy, Kelley
- 214. O'Leary, Julie
- 215. O'Leary, Kathryn
- 216. Osborn, Kellie
- 217. Richardson, Julia
- 218. Rooth, Jennifer
- 219. Seuell, Cathy
- 220. Smoot, Kim
- 221. Wegener, Sharon
- 222. Wright, Kelley
- 223. Young, Tamara

Men's Coach:

Don Spinas

- 230. Anderson, Scott
- 231. Biamont, Tim
- 232. Brajick, Jack
- 234. Burke, George
- 235. Clark, Gerald
- 236. Coblens, Glen
- 237. Conaway, Larry
- 238. Davenport, Dan
- 239. Esse, Ed
- 240. Fahey, Jim
- 241. Findling, Karl
- 242. French, Dwight
- 243. Hargett, Kurt
- 244. Harry, Torrea
- 245. Highberger, Kelly
- 246. Hill, Glen
- 247. Hixson, Brian
- 248. Holmes, James
- 249. Jacobs, Jeff
- 250. Jordon, Dave
- 251. Keizur, Mike
- 252. Lind, Brandt
- 253. Lydum, Matt
- 254. McClelland, Mike

WESTERN OREGON CONT.

255. Mobley, Ron
256. Moreland, Dick
257. Paulson, Tom
258. Pierson, Linn
259. Polan, Scott
260. Reick, Brian
261. Schrock, Jon
262. Sele, Jason
263. Sorenson, Soren
264. Steffey, Chance
265. Taylor, Les
266. Tilgner, wes
267. Weddle, Larry
268. Woosley, Tad

WILLAMETTE UNIVERSITY

Women's Coach:
Chuck Bowles

230. Alexander, Spring
231. Arens, Pam
232. Baird, Shannon
233. Blum, Julie
234. Bush, Lea
235. Cammack, Kelli
236. Crisifulli, Kara
237. Fishback, Marilyn
238. Gakstatter, Amy
239. Jones, Karla
240. Klein, Kim
241. Lang, Kelli
242. Nielson, Jennifer
243. Peterson, Kristin
244. Simon, Crystal

Men's Coach:
Chuck Bowles

270. Carman, pat
271. Catalani, Rick
272. Coleman, Jay
273. Connors, Kevin
274. DeVyldere, Bob
275. Edmark, James
276. Folker, Randy
277. Gilroy, David
278. Gorman, Jim
279. Healy, Scott
280. Helm, Ken
281. Jacobs, Randy
282. Joelson, Greg
283. Kelly, Kevin
284. Kliewer, Rob
285. LaPray, Sam
286. Libert, Andy
287. Lorenz, Rusty
288. MacGinnitie, Rob
289. McKee, Craig
290. Mitchell, Andy
291. O'Donnell, Troy
292. Searce, David
293. Sommer, Doug
294. Smartt, Scott
295. Torquato, Rich
296. Uomini, Steve
297. Winn, Doug

400m DASH - WOMEN

Lane

2	Nicole Perry	L&C
3	Diane Evers	EO
4	Holly Duncan	WNC
5	Diane Williams	SO
6	Kelley Wright	WO
7	Kari Larsen	L&C

400m DASH - MEN

Lane

2	Karl Findling	WO
3	Jim Fahey	WO
4	D.J. Bransom	SO
5	David Searce	Will
6	Tim Sievers	WNC
7	Rick Catalani	Will

400m RELAY - WOMEN

Lane

- | | |
|---|-----------------|
| 3 | Southern Oregon |
| 4 | Willamette |
| 5 | Western Oregon |
| 6 | Linfield |
| 7 | Lewis & Clark |

400m RELAY - MEN

Lane

- | | |
|---|--------------------|
| 2 | Western Oregon |
| 3 | Willamette |
| 4 | Lewis & Clark |
| 5 | Southern Oregon |
| 6 | Northwest Nazarene |
| 7 | George Fox |
| 8 | Linfield |

MILE RELAY - WOMEN

Lane

- 2 Willamette
- 3 Southern Oregon
- 4 Lewis & Clark
- 5 Linfield
- 6 Western Oregon

MILE RELAY - MEN

Lane

- 2 Northwest Nazarene
- 3 Western Oregon
- 4 Linfield
- 5 Southern Oregon
- 6 George Fox
- 7 Willamette
- 8 Lewis & Clark

OREGON SMALL COLLEGE RELAYS

Lewis & Clark College

*** FLIGHT AND LANE ASSIGNMENTS ***

1:00 Men's Hammer

1. Portland
2. Western Oregon
3. L&C and PSU
4. Willamette
5. George Fox
6. Linfield

1:00 Men's Javelin

1. George Fox
2. Linfield
3. Western Oregon
4. Willamette

Women's Javelin

1. Portland State and GFC
2. Linfield and L&C
3. Western Oregon

1:00 Women's Shot

1. Western Oregon
2. Portland
3. Willamette
4. George Fox
5. Portland State

Men's Shot

1. George Fox
2. Western Oregon
3. L&C and PSU
4. Portland
5. Willamette
6. Portland State

After Javelin-Women's Discus

1. Western Oregon
2. Portland
3. Willamette
4. George Fox

Men's Discus

1. George Fox
2. Western Oregon
3. Linfield
4. Willamette
5. UP and PSU

2:00 4 x 1600M

1. Portland (M-W)
2. Willamette (M-W)
3. Linfield
4. Portland State (M)
5. Western Or. (M-W)

2:30 4 x 100M-Men

2. Willamette
3. Linfield
4. Western Oregon
5. Portland
6. Lewis & Clark
7. Portland State

2:35 4 x 100M-Women

2. Lewis and Clark
3. Linfield
4. Willamette
5. Western Oregon

2:40 Distance Medley Men

2. Portland
3. Western Oregon
4. Linfield
5. George Fox
6. Willamette
7. Lewis and Clark

2:55 Distance Medley Women

2. Willamette
3. Western Oregon
4. Linfield
5. Portland State

3:15 800M Medley Men

2. Portland
3. Lewis and Clark
4. Western Oregon
5. Willamette
6. Linfield
7. George Fox
8. Portland State

3:20 800M Medley Women

2. Willamette
3. Linfield
4. Lewis & Clark
5. Western Oregon

3:30 4 x 800M-Men

1. Willamette
2. Lewis & Clark
3. Portland
4. Western Oregon
5. Portland State
6. Linfield

3:40 4 x 800M-Women

1. Western Oregon
2. Portland
3. Lewis & Clark
4. Willamette

3:55 4 x 200M-Men

2. Linfield
3. Willamette
4. Western Oregon
5. Lewis & Clark
6. Portland
7. Portland State

4:00 4 x 200M-Women

2. Lewis & Clark
3. Western Oregon
4. Willamette
5. Linfield

4:35 4 x 400M-Men

2. Portland
3. Western Oregon
4. Portland State
5. Willamette

4:40 4 x 400M-Women

2. Western Oregon
3. Willamette
4. Lewis & Clark
5. Portland

WILLAMETTE OPEN TRACK MEET

March 21, 1986

WOMEN

400 Relay

1.	Unattached #2	50.1
2.	Willamette	51.0
3.	Linfield	51.8
4.	Unattached #1	52.3

1500m Run

1.	Myra	Una	4:36.8
2.	Crisifulli	WU	4:50.7
3.	Nay	UCC	4:56.0
4.	Nielson	WU	4:57.7
5.	Cammack	WU	4:58.7
6.	Thatcher	Lin	5:00.3
7.	Bristow	Lin	5:04.3
8.	Dallas	MHCC	5:23.4
9.	Calorden	CCC	5:52.6

High Jump

1.	Collins	UO	5-8
2.	Baird	WU	5-4 $\frac{1}{2}$
3.	Stearns	UO	5-4 $\frac{1}{2}$
4.	Gakstatter	WU	5-2 $\frac{1}{2}$
5.	Lovejoy	WOSC	5-2 $\frac{1}{2}$
6.	Arens	WU	5- $\frac{1}{2}$
7.	Smoot	Una	4-10 $\frac{1}{2}$
8.	Cogdill	Una	4-10 $\frac{1}{2}$
9.	Byrne	WOSC	4-10 $\frac{1}{2}$
10.	Jensen	Una	4-6
11.	Rittenhouse	Chem	nh
12.	Lang	WU	nh

100m High Hurdles

1.	Zerull	UO	15.7
2.	Phillips	Una	16.7
3.	Woodside	Lin	16.7
4.	Kersey	PSU	16.9
5.	Lind	Lin	17.0
6.	Jenson	UO	17.6
7.	Thomas	L&C	17.8
8.	Lang	WU	17.9

Triple Jump

1.	Young	SWOCC	32-2 $\frac{3}{4}$
----	-------	-------	--------------------

400m Low Hurdles

1.	Thorsland	UO	1:05.4
2.	Young	SWOCC	1:10.7
3.	Wardell	PSU	1:13.7
4.	Lang	WU	1:20.6

800m Run

1.	Blum	WU	2:27.1
2.	Osborn	WU	2:27.8
3.	Alexander	WU	2:29.1
4.	Hess	L&C	2:30.2
5.	Gebhard	PLU	2:35.7
6.	Neely	CCC	2:37.2
7.	Flakeslee	Lin	2:40.8

Long Jump

1.	Jones	WU	16-7 $\frac{1}{4}$
2.	Lind	Lin	16-1 $\frac{3}{4}$
3.	Arens	WU	15-11
4.	Woodside	Lin	15-9
5.	Young	Lin	15-4
6.	Carter	PSU	15-3
7.	Rittenhouse	Chem	15-2
8.	Kersey	PSU	15-0
9.	Thomas	L&C	14-4 $\frac{1}{2}$
10.	Reaney	L&C	14-2
11.	Lang	WU	nm

200m Dash (Heat 1)

1.	Galbert	Una	26.7
2.	Tupper	Lin	27.1
3.	Klein	WU	27.6
4.	Bell	PLU	27.6
5.	Thompson	Lin	28 6

(Heat 2)

1.	Worthen	SWOCC	25.7
2.	Lind	Lin	27.9
3.	Gebhard	PLU	29.0
4.	Rittenhouse	Chem	30.3

Discus

1.	Bush	WU	137-8
2.	Jester	WOSC	131-2
3.	Blake	CCC	126-4
4.	Lancaster	Una	116-6
5.	Olson	Una	112-5
6.	Nylander	Una	107-1
7.	McKenzie	PLU	105-7
8.	Fitzpatrick	UCC	97-9
9.	Benson	Una	86-10
10.	Frazier	Una	83-3

100m Dash (Heat 1)

1.	Lucas	Una	12.9
2.	Galbert	Una	13.1
3.	Phillips	Una	13.2
4.	Rogers	Una	13.4
5.	Klein	WU	13.5
6.	Simon	WU	13.9

(Heat 2)

1.	Worthen	SWOCC	12.7
2.	Carter	PSU	12.8
3.	Zerull	UO	13.1
4.	Payne	WU	13.2
5.	Reaney	L&C	13.6
6.	Young	Lin	14.2

Mile Relay

1.	Unattached	4:12.2
2.	Willamette	4:19.6

400m Dash

1.	Church	UO	57.5
2.	Barnes	Una	58.0
3.	bell	PLU	58.7
4.	O'brien	UO	1:00.0
5.	Wood	UO	1:00.3
6.	Smoot	Una	1:00.7

Shotput

1.	Lorenson	PSU	40-11
2.	Jester	WOSC	37-9
3.	Lancaster	Una	37-5
4.	Bush	WU	37-1
5.	Fitzpatrick	Una	35-1
6.	Nylander	Una	34-10
7.	McCoy	Una	31-5
8.	McKenzie	PLU	30-10
9.	Benson	Una	28-6

Javelin

1.	Fox	GF	137-7
2.	Levencenzi	Una	135-5
3.	Larnhurst	WOSC	131-6
4.	Halter	Lin	129-10
5.	Jenson	UO	110-7
6.	Firschman	SWOCC	110-6
7.	Smoot	Una	108-6
8.	Hunter	SWOCC	108-6
9.	Jenkins	Una	107-1
10.	Wambach	Lin	104-0
11.	Stevens	Lin	102-3
12.	Baskins	Una	93-9
13.	Kjensrud	Una	78-6
14.	Lauman	WU	59-11

3000m Run

1.	Lyra	PSU	10:00.9
2.	Peterson	WU	10:39.2
3.	May	UCC	10:49.8
4.	McNerney	PSU	10:53.9
5.	Michel	CCC	11:09.3
6.	Underwood	L&C	11:15.3
7.	Mitchelmore	L&C	11:22.5

100m Dash (Heat 1)

1.	Joelson	WU	11.1
2.	Lewelling	Chem	11.4
3.	Monney	TVCC	11.4
4.	Gans	TVCC	11.4
5.	Prevedello	Lin	11.6
6.	Quinn	Una	11.8
7.	Butson	WTC	11.9
8.	Griffith	Una	12.1

(Heat 2)

1.	Brown	Una	10.8
2.	David	Una	11.0
3.	Torquato	WU	11.1
4.	Varga	SWOCC	11.1
5.	Ferry	Una	11.2
6.	Stewart	TVCC	11.5
7.	Linderman	WU	11.7
8.	Tarvin	Una	11.9

(Heat 3)

1.	Bailey	SWOCC	10.9
2.	Peterson	PSU	11.3
3.	Brown	Lin	11.3
4.	Lorenz	WU	11.3
5.	Ferrenberg	Lin	11.4
6.	Gilbert	NNC	11.5
7.	Walker	Una	11.7
8.	Hughes	TVCC	11.9

200m Dash (Heat 1)

1.	Findling	WOSC	22.2
2.	Hansen	NFFTC	22.7
3.	Torquato	WU	23.1
4.	Walker	Una	23.4
5.	Tarvin	Una	24.4
6.	Peterson	PSU	24.5

(Heat 2)

1.	Will	Lin	21.9
2.	Brown, Tuna	Una	22.5
3.	Brown, David	Una	22.9
4.	Linderman	WU	23.0
5.	Joelson	WU	23.7
6.	Hill	Una	23.9

(Heat 3)

1.	Hardy	PSU	23.9
2.	Feurerty	Una	24.2
3.	Lewelling	Chem	24.5
4.	McNeeley	Una	25.0
5.	Quins	Una	25.7

800m Run (Heat 1)

1.	Lauman	PSU	2:00.4
2.	Mohnen	Una	2:01.3
3.	Scoville	SWOCC	2:01.7
4.	Cantwell	PSU	2:01.8
5.	Hiebert	Una	2:02.8
6.	Baker	L&C	2:03.2
7.	Voyles	Lin	2:04.6
8.	Peery	Lin	2:10.8

(Heat 2)

1.	Uomini	WU	1:55.4
2.	MacGinnitie	WU	1:56.2
3.	Gieger	L&C	1:58.1
4.	Hays	TVCC	1:59.0
5.	Kelso	Chem	1:59.9
6.	Timmons	Una	2:00.1
7.	Jarin	Una	2:02.1

(Heat 3)

1.	Moll	Chem	1:59.9
2.	Kennedy	Lin	2:00.7
3.	Duley	WU	2:01.4
4.	Lang	Una	2:05.3
5.	Woldrich	Una	2:05.7
6.	Adent	Chem	2:08.5
7.	Carleson	Lin	2:09.7
8.	Guess	L&C	2:10.3
9.	Davis	PSU	2:10.7
10.	Becken	Lin	2:11.2
11.	Reick	WOSC	2:13.0

5000m Run

1.	Woosley	WOSC	14:52.5
2.	Vanderburgt	AIA	15:02.6
3.	Lind	WOSC	15:21.3
4.	Jordan	WOSC	15:22.0
5.	Reese	Lin	15:47.5
6.	Del Donno	WU	15:55.4
7.	Kelly	WU	15:56.5
8.	Cobine	Una	15:57.1
9.	Jacobson	Lin	16:18.9
10.	Dilley	SRT	16:22.5
11.	Davis	Una	16:36.3
12.	Pierson	WOSC	16:38.2
13.	Forbes	Una	16:41.8
14.	Chappell	Una	16:44.5
15.	Guess	L&C	17:00.1
16.	Harry	Una	17:33.1
17.	Case	SWOCC	18:26.3

WILLAMETTE OPEN TRACK MEET March 21, 1986

MEN

440 Relay

1.	Western Oregon	42.3
2.	Willamette	42.3
3.	Unattached	42.9
4.	Treasure Valley CC	43.9
5.	Unattached	43.9
6.	Southwest Oregon CC	48.8

3000m Steeplechase

1.	Sele	WOSC	9:25.7
2.	Collins	Una	9:35.5
3.	Farnell	Una	9:50.7
4.	Jahn	SWTC	10:01.2
5.	Shaver	Una	10:27.2
6.	Carleson	Lin	10:31.0
7.	Carothers	Una	10:31.0
8.	Truex	WU	10:39.9

5000m Walk

1.	Jacobs	WU	23:20.5
2.	O'Donnell	WU	30:23.4

1500m Run

1.	Tilgner	WOSC	3:54.1
2.	Mitchell	WU	4:03.0
3.	Kelso	Chem	4:03.3
4.	Ares	L&C	4:04.2
5.	Kennedy	Lin	4:04.8
6.	Timmons	Una	4:09.3
7.	Cobine	Una	4:09.4
8.	Wright	Una	4:10.6
9.	Gosslee	Una	4:12.7
10.	Chappell	Una	4:13.1
11.	Nelson	LBCC	4:14.2
12.	Brajcich	WOSC	4:14.5
13.	Woodard	SMTc	4:15.5
14.	Hiebert	Una	4:15.5
15.	Galtis	PSU	4:17.9
16.	Shroch	Una	4:18.2
17.	Hixson	Una	4:18.6
18.	Adent	Chem	4:18.8
19.	Voyles	Lin	4:18.8
20.	Reick	WOSC	4:19.9
21.	McMorris	LBCC	4:19.6
22.	Colburn	PSU	4:22.9
23.	Sullivan	UCC	4:23.3
24.	Becken	Lin	4:23.8
25.	Davis	PSU	4:24.2
26.	Jordan	OTC	4:24.7

110m High Hurdles

1.	Lorenz	WU	15.7
2.	Conaway	Una	16.1
3.	Wigley	GF	16.2
4.	McKee	WU	16.4
5.	Hodl	Lin	16.7

Javelin

1.	Parsley	Una	213-0
2.	Doering	Una	193-1
3.	Weinberg	Una	184-11
4.	Conaway	Una	178-8
5.	Keizur	Una	175-2
6.	Elliott	SWTC	166-8
7.	Garvey	Lin	163-2
8.	Cole	Una	160-7
9.	Gulden	Una	160-2
10.	Dmochowsky	Una	158-0
11.	Moore	SWTC	154-0
12.	Sloane	Una	150-0
13.	Fisher	Una	147-10
14.	Lambert	Una	146-7
15.	Healy	WU	143-0
16.	Connors	WU	128-6
17.	Howard	Una	113-5

Long Jump

1.	Milton	Una	22-11 $\frac{1}{2}$
2.	Connors	WU	21-7
3.	Stewart	TVCC	20-10
4.	Ferrenberg	Lin	20-10
5.	Conaway	Lin	20-8
6.	Tribble	SWOCC	20-5 $\frac{1}{4}$
7.	Coushay	PSU	20-3
8.	Wigley	GF	19-7
9.	Lorenz	WU	19-5
10.	Folker	WU	19-4 $\frac{3}{4}$
11.	Bailey	Una	19-2 $\frac{1}{4}$
12.	Sullivan	LBCC	19-2 $\frac{1}{4}$
13.	Marsters	Lin	19-1 $\frac{1}{4}$
14.	Banks	SWOCC	18-2 $\frac{1}{2}$
15.	Sloane	Una	18-2 $\frac{1}{4}$
16.	Girard	SWOCC	17-3
17.	Grosenbach	Una	16-8
18.	Krueger	Una	15-9 $\frac{3}{4}$

Triple Jump

1.	Connors	WU	44-9 $\frac{1}{2}$
2.	Trelstad	PLU	44-6 $\frac{3}{4}$
3.	Lewelling	Chem	43-10 $\frac{1}{2}$
4.	Marsters	Lin	43-8 $\frac{1}{2}$
5.	Coushay	PSU	43-3 $\frac{3}{4}$
6.	West	WOSC	41-2
7.	Smartt	WU	40-6 $\frac{1}{4}$

Mile Relay

1.	Willamette #1	3:21.8
2.	Western Oregon #1	3:22.3
3.	Willamette #2	3:32.5
4.	Unattached	3:32.7
5.	Western Oregon #2	3:49.2

High Jump

1.	Thompson	Una	6-8
2.	Lorenz	WU	6-6
3.	Wigley	GF	6-6
4.	Healy	WU	6-2
5.	Moreland	WOSC	6-2
6.	Kliwer	WU	6-0
7.	Carman	WU	6-0
8.	Anderson	Lin	5-10
9.	Bailey	Una	5-10
10.	Goetz	Chem	5-10
11.	Girard	SWOCC	nh
12.	Coushay	PSU	nh
13.	Conaway	Una	nh

400m Intermediate Hurdles(Heat 1)

1.	Folker	WU	55.9
2.	Wardell	Una	56.8
3.	Rennen	SWOCC	58.3
4.	McKee	WU	58.3
5.	Bailey	Una	1:01.8
6.	McFall	WU	1:01.9
7.	Hodl	Lin	1:02.9

(Heat 2)

1.	DeVyldere	WU	54.3
2.	Brown	NFFTC	54.9
3.	Gilbert	NNC	55.9
4.	Reason	Lin	56.1
5.	Hall	TVCC	59.7
6.	Harris	TVCC	1:02.6
7.	Gans	TVCC	1:03.2

Pole Vault

1.	Wigley	GF	13-6
2.	Harris	TVCC	12-0
3.	Miller	Una	12-0
4.	Nebert	WU	11-6
5.	Elkins	GF	nh
6.	Anderson	UCC	nh

400m Dash (Heat 1)

1.	Fahey	WOSC	50.2
2.	Holenstein	Una	50.6
3.	Hardy	PSU	51.4
4.	Foster	Una	52.7
5.	McKinnon	Una	54.6

(Heat 2)

1.	Harry	WOSC	50.1
2.	Kemphthorn	PSU	52.8
3.	Hill	Una	53.1
4.	Tribble	SWOCC	53.7
5.	Heide	Una	55.5

Hammer

1.	Hill	WOSC	181-10
2.	Caster	Lin	165-1
3.	Ploen	WOSC	164-7
4.	Killinger	Lin	150-3
5.	Gorman	WU	150-2
6.	Sorenson	WOSC	145-8
7.	Dean	Lin	145-5
8.	Elkins	GF	140-5
9.	McClelland	WOSC	137-7
10.	Stone	Una	135-2
11.	Collins	Chem	131-1
12.	Cole	Una	126-6
13.	McDonald	Lin	126-5
14.	Moore	SWOCC	123-3
15.	Parsley	Una	120-0
16.	Boyer	PSU	116-1
17.	Cypert	Chem	112-3
18.	Yonc	LBCC	107-0
19.	Krowson	Una	96-9

Shotput

1.	Highberger	HWTC	47-10
2.	Sorenson	WOSC	46-3
3.	Ferguson	Una	45-3
4.	Collins	Chem	44-0
5.	Lydon	WOSC	42-0
6.	Wynn	CCC	40-9
7.	Boyer	PSU	40-9
8.	Caster	Lin	40-6
9.	Berk	WOSC	40-4
10.	Johnstone	PSU	39-10
11.	Pykkonen	WU	39-9
12.	Lorenz	WU	37-7
13.	Inglehorn	Una	37-2
14.	Trombly	Una	36-7
15.	Gorman	WU	35-11

Discus

1.	Caster	Lin	141-8
2.	Sorenson	WOSC	141-1
3.	McDonald	Lin	140-1
4.	Boyer	PSU	139-6
5.	Maddoz	GF	137-4
6.	Pykkonen	WU	134-0
7.	Collins	Una	131-4
8.	Culbert	Lin	131-0
9.	Sommer	WU	128-3
10.	Parsley	Una	124-6
11.	Killinger	Lin	121-11
12.	Winn	Una	118-3
13.	Connors	WU	116-2
14.	Elliott	SWOCC	111-10
15.	Young	SWOCC	105-8
16.	Wigley	GF	97-0
17.	Miller	Una	95-2

GEORGE FOX COLLEGE/LINFIELD

Newberg, Oregon

April 10, 1986

Scoring: 5-3-1
Relays 5-0

2:30 HAMMER THROW: P. Maddox GFC (131-3); P. Killinger L (161-3); D. Elkins GFC (146-0)
B. Caster L (165-1); M. Watts (151-10)

3:00 SHOT PUT - Women: (Men follow) P. Wittenberg GFC (38-10); C. Funk GFC (38-7)

SHOT PUT- Men: P. Killinger L (nd); B. Caster L (41-0); M. Watts GFC (45-5);
B. DeYoung L (40-8)

3:00 LONG JUMP - Men: (Women follow) J. Prevedello L (21-1); J. Fuls GFC (21-0);
K. Ferrenburg L (22-1); L. Harrison GFC (20-9); T. Hyatt GFC (20-5)

LONG JUMP - Women: S. Woodside L (16-7); L. Lind L (16-1); K. Young L (15-10);
M. Tepper L (nm)

3:00 HIGH JUMP - Women: (Men follow) L. Lind L (5-2); S. Woolsey GFC (5-2)

HIGH JUMP - Men: L. Harrison GFC (nh); S. Graham GFC (5-8); T. Townlin L (5-10);
B. Anderson L (6-2); K. Wigley GFC (6-6)

3:15 POLE VAULT: K. Stanton (nonscore); D. Elkins GFC (12-0); S. Graham GFC (12-0);
K. Wigley GFC (13-6); E. Absalon L (13-6)

After HT JAVELIN - Men: (Women follow) D. Mueller GFC (155); G. Culbert L (nd); M. Watts
GFC (154-5); R. Blanchette GFC (177-10)

JAVELIN - Women: D. Fox GFC (149-4); K. Womback L (104-0); T. Stevens L (102-3);
K. Halter L (129-10); R. Norris (Unat.)

After LJ TRIPLE JUMP: K. Marsters L (44-10); J. Fuls GFC (42-9); J. Prevedello L (45-11)

After SP DISCUS - Men: (Women follow) G. Culbert L (135-0); M. Watts GFC (133-11);
B. Caster L (141-8); P. Maddox GFC (147-7); K. McDonald L (144-0); P. Killinger L
(127-10)

DISCUS - Women: P. Wittenberg GFC (151-1); C. Funk GFC (121-7)

4:00 400m RELAY: 1: L (Tepper, Lind, Woodside, Thomson) 51.4

400 m RELAY - Men: 3: Linfield; 4: GFC (Wigley, Mueller, Fuls, Hyatt)

4:10 STEEPLECHASE: 1: E. Shelton L (10:25.2); D. Price GFC (nt); C. Kemp L(nt)

4:25 1500 m - Women: 1: A. Thatcher L (5:00.3); 2: N. Roley GFC (5:04.1)

1500 m - Men: 1: B. Frost L (nt); 2: S. Ball GFC (nt); 3: J. Segundo L (nt);
4: M. Protzman GFC (4:13.6); 5: P. Carleson L (4:12.7); 6: J. Gildehaus GFC
(nt); 7: R. Whitlow L (4:19.3); 8: T. Becker L (4:23.8); 9: S. Voyles L (4:18.8)

- 4:35 100m HH - Women: 2: K. Wilkinson GFC (15.9); 3: S. Woodside L (15.8); 4: L. Lind L (16.9); 5: S. Blakeslee L (nm)
- 110m HH - Men: 3: K. Wigley GFC (15.2); 4: D. Hodl L (16.2); 5: T. Dahlin GFC (17.1)
- 4:50 400m - Women: 3: L. Gosso L (72.2); 4: M. Miguez GFC (nm); 5: K. Wormdahl L (nm)
- 400m - Men: 3: K. Ussery L (50.2); 4: none 5: G. Will L (nt); 6: C. Perry L (nt); 7: B. Scanlon L (nt)
- 5:00 100m - Women: 4: M. Tepper L (12.9); M. Thomson L (nm)
- 100m - Men: 2: J. Prevedello L (11.8); 3: D. Mueller GFC (11.0); 4: K. Ferrenburg L (11.3); 5: T. Hyatt GFC (11.0); 6: C. Brown L (11.1); 7: L. Harrison GFC (nt); 8: M. Ewing L (nt)
- 5:10 800m - Women: 1: J. Mortensen L (2:25.3); 2: L. Bristow L (nm); 3: S. Blakeslee L (2:40)
- 800m - Men: 1: C. Kemp L (nt); 2: S. Ball GFC (2:04.8); 3: J. Alward L (nt); 4: R. Swigart GFC (nt); 5: M. Kennedy L (2:00.7) 6: B. McCready L (2:09.4); 7: C. Turner L (nt)
- 5:20 400m IH - Men: 3: R. Reason L (55.8); 4: T. Dahlin GFC (59.3); 5: D. Hodl L (62.1); R. Blanchette GFC (58.5)
- 5:35 200m - Women: 3: S. Woodside L (27.5); 4: K. Wilkinson GFC (29.3); 5: L. Gosso L (28.7); 6: K. Young L (30.1)
- 200m - Men: 3: K. Ussery L (22.3); 4: D. Mueller GFC (22.6); 5: C. Brown L (23.2); 6: T. Hyatt GFC (nt); 7: L. Harrison GFC (nt)
- 5:45 5000m - Men: 1: T. Jacobson L (16:18); 2: D. Larabee GFC (15:45); 3: M. Protzman GFC (nt)
- 3000m - Women: 1: T. Beeman L (nm); 2: N. Roley GFC (11:10.8); 3: L. Bristow L (10:55.8)
- 6:05 1600m RELAY - Women: Linfield
- 1600m RELAY - Men: 3: Linfield; 4: GFC

INDOOR
21ST ANNUAL
1986 NATIONAL CHAMPIONSHIP MEET

TEAM SCORING

1. Wayland Baptist TX	125	Wisconsin-LaCrosse	10	Moorhead State MN	4
2. Adams State CO	67	17. Saginaw Valley MI	8.75	Southern Arkansas	4
3. Oklahoma Christian	36	18. Anderson IN	8	33. Doane NE	3.5
4. Azusa Pacific CA	34	Cedarville OH	8	34. Hastings NE	2
5. Central State OK	26	Malone OH	8	Midland Lutheran NE	2
Missouri Baptist	26	Northwestern Oklahoma	8	Northwestern IA	2
7. Southwestern KS	21	School of the Ozarks MO	8	Oklahoma Baptist	2
8. Prairie View TX	17	23. Berry GA	7	38. Chicago State IL	2
9. Park MO	13	Fort Hays State KS	7	Dakota State SD	2
10. Lubbock Christian TX	10	Northwood MI	7	Loras IA	2
Nebraska Wesleyan	10	26. Pittsburg State KS	6	Panhandle State OK	2
Ottawa KS	10	Whitworth WA	6	Siena Heights MI	2
Tarkio MO	10	Wisconsin-Parkside	6	Wisconsin-Stout	2
Western State CO	10	29. Hillsdale MI	5	44. Harding AR	.75
Wisconsin-Eau Claire	10	30. Concordia NE	4		

RESULTS

60-YARD DASH

1. Alrick Munroe, Wayland Baptist TX, 6.23
2. Carlos Reynolds, Wayland Baptist TX, 6.37
3. Roscellius Pope, Wayland Baptist TX, 6.41
4. David Palmer, Concordia NE, 6.41
5. Monte Weathers, Pittsburg State KS, 6.42
6. Jimmy McGriff, Chicago State IL, 6.47

60-YARD HIGH HURDLES

1. Scott Etherton, Nebraska Wesleyan, 7.35
2. Kevin McKinley, Prairie View TX, 7.37
3. Brian Arnold, Azusa Pacific CA, 7.43
4. Matt Kriesel, Wisconsin-LaCrosse, 7.57
5. Mike Auman, Doane NE, 7.61
6. Dale Dolezal, Fort Hays State KS, 7.65

440-YARD DASH

1. Devon Morris, Wayland Baptist TX, 47.84
2. Dennis Moore, Wayland Baptist TX, 48.49
3. Travis McKinley, Adams State CO, 48.62
4. Tony King, Malone OH, 50.28
5. Carlos Reynolds, Wayland Baptist TX, 50.90
6. Kevin McGehee, Oklahoma Baptist, 52.01

600-YARD RUN

1. Devon Morris, Wayland Baptist TX, 1:10.28
2. Patrick Nwanguzo, Wayland Baptist TX, 1:11.95
3. Peter Scott, Wayland Baptist TX, 1:12.28
4. Tony King, Malone OH, 1:12.39
5. Dennis Moore, Wayland Baptist TX, 1:12.80
6. Chris Robertson, Prairie View TX, 1:14.33

880-YARD RUN

1. Maurice Smith, Adams State CO, 1:53.09
2. Kisute Kiboko, Wayland Baptist TX, 1:53.34
3. Keith Singleton, Central State OK, 1:54.18
4. Peter Scott, Wayland Baptist TX, 1:55.32
5. Anthony Leaks, Missouri Baptist, 1:57.41
6. Mark Gregory, Park MO, 1:57.61

1,000 YARD RUN

1. Kisute Kiboko, Wayland Baptist TX, 2:11.62
2. Dave More, Park MO, 2:13.23
3. Alex Torrez, Lubbock Christian TX, 2:13.49
4. Paul Dreessen, Wayland Baptist TX, 2:14.05
5. Craig Curran, Midland Lutheran NE, 2:14.43
6. Jamonty Washington, Northwood Institute MI, 2:14.56

MILE RUN

1. Mark Steward, Adams State CO, 4:08.69
2. Brian Williams, Anderson IN, 4:14.24
3. Ken Woodard, Adams State CO, 4:14.89
4. David Matherne, Berry GA, 4:15.19
5. Jeff Vanderberg, Northwestern IA, 4:15.26
6. Wade Perry, Siena Heights MI, 4:15.28

TWO-MILE RUN

1. Robert Ferguson, Adams State CO, 9:03.21
2. Tom Hill, Cedarville OH, 9:05.48
3. Dan Bryant, Missouri Baptist, 9:05.81
4. Matthew Lenz, Southwestern KS, 9:11.40
5. Glenn Roach, Berry GA, 9:12.75
6. Jack Sperber, Adams State CO, 9:12.87

THREE-MILE RUN

1. Eduardo Navas, Western State CO, 14:35.48
2. Nelson Begay, Central State OK, 14:37.68
3. Tim Renzelmann, Wisconsin-Parkside, 14:38.76
4. James Seefeldt, Adams State CO, 14:45.23
5. Robert Lemuel, Saginaw Valley State MI, 14:47.55
6. Patrick O'Grady, Berry GA, 14:47.73

MILE RELAY

1. Wayland Baptist TX (Peter Scott, Patrick Nwanguzo, Dennis Moore, Devon Morris), 3:17.32
2. Prairie View TX (Jeff Williams, Chris Robertson, Kevin McKinley, Lance Greene), 3:21.69
3. Central State OK (Doug Gonzales, Mike Cherry, Mike Hogan, Keith Singleton), 3:22.16
4. Southern Arkansas, 3:22.30
5. Lubbock Christian TX, 3:25.59
6. Loras IA, 3:32.09

TWO-MILE RELAY

1. Missouri Baptist (Gene Pitman, Gary Jones, Terry Plunkett, Anthony Leaks), 7:46.14
2. Southwestern KS (William Carter, Torey Keller, John Cato, Rick Kutt), 7:49.96
3. Oklahoma Christian (Brent Fowler, Don Smith, Scott Farris, Brett McKnight), 7:50.48
4. Central State OK, 7:52.24
5. Lubbock Christian TX, 7:53.89
6. Wisconsin-Stout, 7:57.07

DISTANCE MEDLEY RELAY

1. Adams State CO (Paul Sims, Travis McKinley, Maurice Smith, Mark Steward), 10:05.73
2. Missouri Baptist (Anthony Leaks, Tony Chatman, Gary Jones, Dan Bryant), 10:12.52
3. Oklahoma Christian (Brett McKnight, Don Smith, Brent Fowler, Scott Farris), 10:17.98
4. Park MO, 10:19.44
5. Southwestern KS, 10:19.86
6. Hillsdale MI, 10:22.08

TRIPLE JUMP

1. Curt Christiansen, Adams State CO, 15.07(49-5 1/4)
2. Loxley Walters, School of the Ozarks MO, 15.00(49-02 1/4)
3. Emmanuel Owivri, Wayland Baptist TX, 14.84(48-08 1/4)
4. Don Carter, Fort Hays State KS, 14.79 (48-06)
5. Darrell Epps, Hastings NE, 14.61 (47-11)
6. Cliff Lattin, Panhandle State OK, 14.45(47-05)

HIGH JUMP

1. Steffen Smith, Ottawa KS, 2.13 (7-0)
2. Don Raleigh, Northwestern State OK, 2.08 (6-10)
3. Mark Rohm, Wisconsin-LaCrosse, 2.08 (6-10)
4. Herb Ford, Oklahoma Christian, 2.08 (6-10)
5. Don Carter, Fort Hays State KS, 2.08 (6-10)
6. Mark Elliston, Oklahoma Baptist, 2.03 (6-08)

SHOT PUT

1. John Mago, Wisconsin-Eau Claire, 16.20 (53-01 3/4)
2. Christian Okoye, Azusa Pacific CA, 16.17 (53-00 3/4)
3. Tonyo Sylvester, Southwestern KS, 16.04 (52-07 1/2)
4. Craig Peterson, Moorhead State MN, 15.96 (52-04 1/2)
5. Steve Prokop, Azusa Pacific CA, 15.94 (52-03 3/4)
6. Adam Clark, Dakota State SD, 15.72 (51-07)

POLE VAULT

1. Jeff Hanoch, Oklahoma Christian, 4.98 (16-04)
2. Mike Stevens, Oklahoma Christian, 4.87 (16-0)
3. Mark Unicume, Whitworth WA, 4.77 (15-08)
4. Mike Meek, Pittsburg State KS, 4.77 (15-08)
5. Randy McKibbin, Doane NE, 4.57 (15-0)
Andy Bauman, Doane NE, 4.57 (15-0)
Larry Weaver, Saginaw Valley State MI, 4.57 (15-0)
Ed VanderKasij, Harding AR, 4.57 (15-0)

LONG JUMP

1. Claude Perkins, Tarkio MO, 7.32 (24-0 1/2)
2. Philmore Morris, Wayland Baptist TX, 7.30 (23-11 1/2)
3. Ivan Lowe, Northwood Institute MI, 7.14 (23-05 1/4)
4. Alrick Munroe, Wayland Baptist TX, 7.11 (23-04)
5. Teddy Booker, Oklahoma Christian, 7.05 (23-10 1/4)
6. Borns Andama, Wayland Baptist TX, 6.97 (22-08 1/2)

WEIGHT THROW

1. Mike Maynard, Azusa Pacific CA, 19.76 (64-10)
2. Christian Okoye, Azusa Pacific CA, 19.02 (62-0 1/2)
3. John Robinson, Saginaw Valley St. MI, 17.75 (58-03)
4. John Chandler, Hillsdale MI, 16.20 (52-02)
5. Dan Erwin, Central State OK, 15.74 (51-08)
6. Dan Dickey, Southwestern KS, 14.86 (48-09)

NOTE: Top 6 individuals in each event and top 3 in each relay were named NAIA All-Americans.

TEAM CHAMPIONSHIP RESULTS

YEAR	SITE	CHAMPION	POINTS	RUNNER-UP	POINTS
1966	Kansas City, MO	Southern-Baton Rouge LA	87	Fort Hays State KS	72
1967	Kansas City, MO	Southern-Baton Rouge LA	102	Texas Southern	92
1968	Kansas City, MO	Prairie View TX	70	Texas Southern	67 1/2
1969	Kansas City, MO	Eastern Michigan	96 1/3	Prairie View TX	52
1970	Kansas City, MO	Eastern Michigan	73	Prairie View TX	31
1971	Kansas City, MO	Eastern Michigan	66 3/4	Dallas Baptist TX	32
1972	Kansas City, MO	Dallas Baptist TX	30	Prairie View TX	27
1973	Kansas City, MO	Jackson State MS	43	Eastern New Mexico	37
1974	Kansas City, MO	Texas Southern	45	Jackson State MS	41
1975	Greensboro, NC	Jackson State MS	57	Eastern New Mexico	46
1976	Greensboro, NC	Jackson State MS	78	Eastern New Mexico	33 1/6
1977	Kansas City, MO	Jackson State MS	85	Oklahoma Christian/ Southern-Baton Rouge LA	38
1978	Kansas City, MO	Abilene Christian TX/ Jackson State MS	75	Southern-Baton Rouge LA	48
		Jackson State MS	75	(third place)	
1979	Kansas City, MO	Jackson State MS	73	Abilene Christian TX	53 1/2
1980	Kansas City, MO	Vacant		Prairie View TX	53 1/2
1981	Kansas City, MO	Texas Southern	80	Jackson State MS	51
1982	Kansas City, MO	Saginaw Valley MI	68	Texas Southern/ Abilene Christian TX	63
1983	Kansas City, MO	Saginaw Valley MI	79	Texas Southern	68
1984	Kansas City, MO	Texas Southern	70	Wayland Baptist TX	62
1985	Kansas City, MO	Wayland Baptist TX	78	Texas Southern	56
1986	Kansas City, MO	Wayland Baptist TX	125	Adams State CO	67

ALL-TIME TEAM CHAMPIONSHIPS

Jackson State MS	6	Saginaw Valley MI	2	Abilene Christian TX	1
Eastern Michigan	3	Southern-Baton Rouge LA	2	Dallas Baptist TX	1
Texas Southern	3	Wayland Baptist TX	2	Prairie View TX	1

ALL-TIME INDIVIDUAL CHAMPIONSHIPS

Jackson State MS	24	Hillsdale MI	4	Westmont CA	3
Prairie View TX	24	Ouachita Baptist AR	4	Central Michigan	2
Texas Southern	23	Pittsburg State KS	4	Central State OK	2
Adams State	19	Saginaw Valley MI	4	David Lipscomb TN	2
Southern-Baton Rouge LA	18	Arkansas Tech	3	Delaware State	2
Wayland Baptist TX	16	Doane NE	3	Delta State MS	2
Abilene Christian TX	11	Emporia State KS	3	Grambling LA	2
Eastern Michigan	11	Fresno Pacific CA	3	Hampton Institute VA	2
Oklahoma Christian	10	Harding AR	3	Kearney State NE	2
Eastern New Mexico	9	Nebraska-Omaha	3	McMurry TX	2
Azusa Pacific CA	9	North Carolina Central	3	Marymount KS	2
Fort Hays State KS	8	Northwood Institute MI	3	Ottawa KS	2
Wisconsin-Parkside	7	Occidental CA	3	Pembroke State NC	2
Mississippi Valley	6	Oregon College	3	Tarleton State TX	2
Angelo State TX	5	Redlands CA	3	U.S. International CA	2
Arkansas AM&N	5	St. Cloud State MN	3	Wisconsin-LaCrosse	2
Eastern Washington	5	Southern Arkansas	3	Wisconsin-Stevens Point	2
Concordia NE	4	Southern California C.	3		

INDOOR
6TH ANNUAL
1986 NATIONAL CHAMPIONSHIP MEET

TEAM SCORING

1. Wayland Baptist	106	Jamestown ND	14	Northwestern IA	6
2. Prairie View TX	96	Wisconsin-Parkside	14	Wayne State NE	6
3. Midland Lutheran NE	26	12. Doane NE	13	21. Malone OH	4
4. Kearney State NE	24	13. Wisconsin-Stout	12	Wisconsin-LaCrosse	4
5. Wisconsin-Milwaukee	21	14. Hillsdale MI	11	23. Northern State SD	3
6. Adams State CO	20	15. Cedarville OH	10	24. Missouri Baptist	2
7. Moorhead State MN	15	16. North Florida	9	Park MO	2
Wisconsin-Eau Claire	15	17. Tarleton State TX	8	Siena Heights MI	2
9. Emporia State KS	14	18. Fort Hays State KS	6	27. Northwood MI	1

RESULTS

60-YARD DASH

1. Nzael Kyomo, Wayland Baptist TX, 6.96
2. Comfort Igeh, Wayland Baptist TX, 7.02
3. Starlette Daniels, Wayland Baptist TX, 7.09
4. Shirley Wilcots, Adams State CO, 7.15
5. Shana Ford, Prairie View TX, 7.22
6. Marcia Brown, Wayland Baptist TX, 7.26

60-YARD HURDLES

1. Brenda Jarvis, Adams State CO, 8.00
2. Lavonda Luckett, Prairie View TX, 8.05
3. Denise Williams, Wayland Baptist TX, 8.18
4. Melody Robinson, Midland Lutheran NE, 8.21
5. Martha Hans, Siena Heights MI, 8.28
6. Marie Palinkas, Hillsdale MI, 8.33

440-YARD DASH

1. Jocelyn Tatum, Prairie View TX, 55.72
2. Althea Thomas, Wayland Baptist TX, 56.96
3. Florence Ushieagu, Wayland Baptist TX, 57.91
4. Evan Williams, Prairie View TX, 57.94
5. Reater Golston, Wayland Baptist TX, 58.10
6. Wanda Clay, Prairie View TX, 1:00.58

600-YARD RUN

1. Lavonda Luckett, Prairie View TX, 1:24.46
2. Norrie McAfee, Prairie View TX, 1:25.03
3. Edith Renfro, Prairie View TX, 1:26.80
4. Cindy Heesacker, Wayne State NE, 1:26.90
5. Bernice Jackson, Park MO, 1:27.93
6. Althea Thomas, Wayland Baptist TX, 1:28.90

880-YARD RUN

1. Cathy Taylor, Prairie View A&M TX, 2:14.96
2. Teresa Lloyd, Jamestown ND, 2:15.34
3. Vonda Velgersdyk, Northwestern IA, 2:17.22
4. Anne Hills, Wisconsin-Milwaukee, 2:17.89
5. Debra Spickelmier, Kearney State NE, 2:17.99
6. Regan tenBensel, Doane NE, 2:17.99

1000-YARD

1. Jane Romig-Brooker, Cedarville OH, 2:36.13
2. Chris Goepel, Wisconsin-Eau Claire, 2:36.21
3. Teresa Lloyd, Jamestown ND, 2:36.80
4. Kathleen Ireland, Wisconsin-LaCrosse, 2:37.05
5. Sarah Hiett, Wisconsin-Parkside, 2:37.29
6. Cathy Taylor, Prairie View TX, 2:37.83

MILE RUN

1. Kelly McCammon, Emporia State KS, 5:02.09
2. Mwinga Sote, Wayland Baptist TX, 5:02.45
3. Michelle Marter, Wisconsin-Parkside, 5:04.39
4. Valarie Ambrose, Hillsdale MI, 5:06.95
5. Lenea Reinschmidt, Northern State SD, 5:07.32
6. Terry Ferlic, Wisconsin-Eau Claire, 5:12.68

TWO-MILE RUN

1. Lynn Bouche, Wisconsin-Milwaukee, 10:47.33
2. Shiela Geere, Wisconsin-Stout, 10:47.95
3. Erin Gillespie, Hillsdale MI, 10:49.75
4. Sue Meyer, Wisconsin-Stout, 10:49.77
5. Susan Stine, Emporia State KS, 10:50.11
6. Teresa Greenwood, Moorhead State MN, 10:50.72

MILE RELAY

1. Wayland Baptist TX (Starlette Daniels, Reater Golston, Florence Ushieagu, Comfort Igeh), 3:55.31
2. Prairie View TX (Lavonda Luckett, Norrie McAfee, Cathy Taylor, Jocelyn Tatum), 3:56.43
3. Adams State CO (Jody Massey, Shirley Wilcots, April Campbell, Brenda Jarvis), 4:01.86
4. Doane NE, 4:09.85
5. Missouri Baptist, 4:12.38
6. Saginaw Valley State MI, Disqualified

TWO-MILE RELAY

1. Prairie View TX (Sandra Latham, Norrie McAfee, Lavonda Luckett, Cathy Taylor), 9:17.24
2. Kearney State NE (Becky Muma, Barb Herbek, Donna Spickelmier, Deb Spickelmier), 9:28.22
3. Wisconsin-Eau Claire (Chris Goepel, Julie Johnson, Sue Kortenkamp, Terri Ferlic), 9:28.34
4. Moorhead State MN, 9:29.96
5. Wisconsin-Milwaukee, 9:32.30
6. North Florida, 9:36.14

DISTANCE MEDLEY RELAY

1. Kearney State NE (Deb Spickelmier, Tatia Harris, Barb Herbek, Donna Spickelmier), 12:10.77
2. North Florida (Kim Jarvis, Angie Mogielski, Wendy Hagmann, Jenny Lamoreaux), 12:22.16
3. Wisconsin-Parkside (Sarah Hiett, Jacqueline Cotton, Michelle Marter, Jilleen Fobair), 12:23.16
4. Wisconsin-Milwaukee, 12:28.50
5. Emporia State KS, 12:29.97
6. Northern State SD, 12:35.46

HIGH JUMP

1. Erika Hohenstein, Moorhead State MN, 1.70 (5-7)
2. Donna Randolph, Tarleton State TX, 1.67 (5-6)
3. Sandy Andrews, Midland Lutheran NE, 1.67 (5-6)
3. Erica Knowles, Malone OH, 1.67 (5-6)
5. Shawn Nick, Midland Lutheran NE, 1.67 (5-6)
6. Julane Thayer, Northwood Institute MI, 1.67 (5-6)

SHOT PUT

1. Sharon Harrison, Prairie View TX, 15.20 (49-10 1/2)
2. Connie Hugen, Doane NE, 15.19 (49-10 1/4)
3. Brenda Wolf, Fort Hays State KS, 14.56 (47-09 1/2)
4. Beth Stuart, Kearney State NE, 13.65 (44-09 1/2)
5. Diana Asay, Wayne State NE, 13.34 (43-09 1/4)
6. Sheri Davis, Wisconsin-Milwaukee, 13.24 (43-05 1/4)

LONG JUMP

1. Comfort Igeh, Wayland Baptist TX, 6.21 (20-04 3/4)
2. Denise Williams, Wayland Baptist TX, 6.13 (20-01 1/2)
3. Shana Ford, Prairie View TX, 5.73 (18-09 3/4)
4. Penny Griffin, Wayland Baptist TX, 5.72 (18-09 1/4)
5. Jami Shores, Wayland Baptist TX, 5.48 (18-00)
6. Michelle Neal, Prairie View TX, 5.46 (17-11)

TRIPLE JUMP

1. Denise Williams, Wayland Baptist TX, 12.21 (40-00 3/4)
2. Melody Robinson, Midland Lutheran NE, 11.76 (38-07)
3. Sandy Andrews, Midland Lutheran NE, 11.25 (36-11)
4. Penny Griffin, Wayland Baptist TX, 11.12 (36-6)
5. Jami Shores, Wayland Baptist TX, 11.07 (36-4)
6. Felicia Hollister, Prairie View TX, 11.04 (36-02 1/2)

NOTE: Top 6 individuals in each event and top 3 in each relay were named NAIA All-Americans.

TEAM CHAMPIONSHIP RESULTS

<u>YEAR</u>	<u>SITE</u>	<u>CHAMPION</u>	<u>POINTS</u>	<u>RUNNER-UP</u>	<u>POINTS</u>
1981	Kansas City, MO	Jackson State MS	149	Adams State CO	53
1982	Kansas City, MO	Texas Southern	101 1/2	Prairie View TX	74
1983	Kansas City, MO	Texas Southern	111	Prairie View TX	83
1984	Kansas City, MO	Prairie View TX	92	Texas Southern	62
1985	Kansas City, MO	Adams State CO	67	Prairie View TX	64
1986	Kansas City, MO	Wayland Baptist TX	106	Prairie View TX	96

OUTSTANDING PERFORMERS

1981 Radious Jacobs, Jackson State MS
 1982 Cathy Schmidt, Saginaw Valley MI
 1983 Cathy Schmidt, Saginaw Valley MI
 1984 Tori Neubauer, Wisconsin-LaCrosse
 1985 Carol Williams, Mississippi Valley
 1986 Jane Romig-Brooker, Cedarville OH

NAIA COACHES-OF-THE-YEAR

1981 Martin Epps, Jackson State MS
 1982 Dave Bethany, Texas Southern
 1983 Porter Robinson, Texas Southern
 1984 Barbara Jacket, Prairie View TX
 1985 Milan Donley, Adams State CO
 1986 John Creer, Wayland Baptist TX

NATIONAL MEET RECORDS

60-YARD DASH

Kathrene Wallace, Texas Southern, 1984 6.79

60-YARD HURDLES

Linda Weekly, Texas Southern, 1981 7.79

440-YARD DASH

Carol Williams, Mississippi Valley, 1985 55.44

600-YARD RUN

Julie Jenkins, Adams State CO, 1984 1:21.78

880-YARD RUN

Julie Jenkins, Adams State CO, 1985 2:10.69

1000-YARD RUN

Jane Romig-Brooker, Cedarville OH, 1986 2:36.13

MILE RUN

Tori Neubauer, Wisconsin-LaCrosse, 1984 4:59.20

TWO-MILE RUN

Tori Neubauer, Wisconsin-LaCrosse, 1983 10:22.21

MILE RELAY

Mississippi Valley(Vogel Newsome,Gwen Williams, 3:46.23
 Angie Sibby,Carol D. Williams), 1982

TWO-MILE RELAY

Prairie View TX(Regina Bennett,Brynette Smith, 9:15.44
 Lavonda Luckett, Cathy Taylor), 1985

DISTANCE MEDLEY RELAY

Midland NE(Shelly Downer,Virgie Bullie, 12:02.93
 Susan Downer,Karla Christensen), 1984

HIGH JUMP

Leanna Jackson, Adams State CO, 1983 1.80(5-11)

SHOT PUT

Sharon Harrison, Prairie View TX, 1986 15.20(49-10)

LONG JUMP

Kathrene Wallace, Texas Southern, 1984 6.28(20-7 1/2)

TRIPLE JUMP

Denise Williams, Wayland Baptist TX, 1986
 12.21 (40-0 3/4)

ALL-TIME TEAM CHAMPIONSHIPS

Texas Southern	2	Jackson State MS	1	Wayland Baptist TX	1
Adams State CO	1	Prairie View TX	1		

ALL-TIME INDIVIDUAL CHAMPIONSHIPS

Prairie View TX	19	Wisconsin-Parkside	3	Emporia State KS	1
Texas Southern	15	Hampton Institute VA	2	Marquette WI	1
Jackson State MS	7	Kearney State NE	2	Mid-America Nazarene KS	1
Saginaw Valley MI	7	Midland Lutheran NE	2	Moorhead State MN	1
Adams State CO	6	Mississippi Valley State	2	Nebraska Wesleyan	1
Wayland Baptist TX	4	School of the Ozarks MO	2	Wisconsin-Eau Claire	1
Wisconsin-LaCrosse	4	Cedarville OH	2	Wisconsin-Milwaukee	1

INDIVIDUAL CHAMPIONSHIPS, 1 YEAR

<u>Seven Titles</u>		<u>Five Titles</u>		<u>Four Titles</u>	
Jackson State MS	1981	Texas Southern	1983	Prairie View TX	1982
		Prairie View TX	1986	Prairie View TX	1983
				Texas Southern	1982
				Wayland Baptist TX	1986

REPEAT CHAMPIONS

Four-Time

Kathrene Wallace, Texas Southern (60-yard dash, 1982-83-84-85)

Three-Time

Karen Waddell, Prairie View TX (shot put, 1981-82-83)

ALL-TIME INDIVIDUAL CHAMPIONS

60-YARD DASH

1981	Esther Hope, Jackson State MS, 6.99	1984	Kathrene Wallace, Texas Southern, 6.79
1982	Kathrene Wallace, Texas Southern, 6.87	1985	Kathrene Wallace, Texas Southern, 6.88
1983	Kathrene Wallace, Texas Southern, 6.91	1986	Nzael Kyomo, Wayland Baptist TX, 6.96

60-YARD HURDLES

1981	Linda Weekly, Texas Southern, 7.79	1984	Thomasina Busch, Hampton VA, 7.81
1982	Linda Weekly, Texas Southern, 7.96	1985	Maria Usifo, Texas Southern, 7.82
1983	Arnita Epps, Texas Southern, 8.06	1986	Brenda Jarvis, Adams State CO, 8.00

Team Champions Repeat in Record-Setting Meet

RUSSELLVILLE, AR—It wasn't unexpected news that Azusa Pacific CA and Prairie View TX had captured NAIA Outdoor Track & Field team titles here May 22-24, but what came as a surprise was the number of meet records shattered in the process.

For the record Azusa Pacific won its fourth consecutive men's team title (the Cougars were runners-up in 1982) while Prairie View had a close call but did hang on to win its fifth women's title in six years of NAIA women's competition (they were second in 1981—the first year).

A total of 15 meet records were established—14 of them in the women's division over the three days of competition.

In outdistancing runner-up Wayland Baptist TX, 112-78, Azusa Pacific received its usual performance from Outstanding Performer recipient Christian Okoye, who won the discus for the fourth year in a row, also winning the shot put and taking second in the hammer. Other firsts were by Patrick Nwankwo who won the 100 meter dash and anchored Azusa's winning 4 x 100 meter relay and Mike Maynard, who beat out Okoye in winning the hammer throw.

On the women's side, Prairie View won just four events but used its depth in the sprints to nip runner-up Wayland Baptist

TX, 117-100. Wayland Baptist had won both men's and women's indoor track & field championships in February.

Prairie View's Lavonda Luckett won her third consecutive 400-meter hurdle title, setting a meet record in the process. Teammate Sharon Harrison's victory in the shot put (also a meet record) was her second national crown.

Wayland Baptist, which claimed six event titles in the women's division, was led by sophomore Comfort Igeh who set national records in the long jump, 100-meter dash and 200 meter dash in earning the Outstanding Performer award. She also was a member of Wayland's winning 400 meter and sprint medley relay teams.

Other meet records to fall in the women's division included Althea Thomas of Wayland Baptist TX (200 meter prelims), Erin Gillespie of Hillsdale MI (10,000 meter run), Carol Wester of Pacific Lutheran WA (javelin), Beth Stuart of Kearney State NE (discus), Ann Manning of Portland OR (3,000 meter run), Teresa Lloyd of Jamestown ND (1,500 meter run), Britt McRoberts of Simon Fraser BC (800 meter run) and Prairie View TX (mile relay).

In the men's division Devon Morris of Wayland Baptist won the 200-meter dash and 400-meter dash, setting a meet record in the latter. **NATL**

The men's division's only other double winner (besides Morris and Okoye) was Kevin McKinley of Prairie View who both hurdles. **NATL**

MEN'S TEAM STANDINGS

1. Azusa Pacific CA 112
2. Wayland Baptist TX 78
3. Prairie View A&M TX 66
4. Adams State CO 63
5. Wisconsin-Parkside 30
6. Pittsburg State KS 28
7. Central Arkansas 22
8. Kearney State NE 16
- Point Loma Nazarene CA 16
- Western State CO 16
11. West Virginia State 12.5
12. Moorhead State MN 12
- Rio Grande OH 12
14. Henderson State AR 10
- Oklahoma Baptist 10
- Park MO 10
- Puget Sound WA 10
18. Hillsdale MI 9
- Saginaw Valley State MI 9
20. Anderson IN 8
- Eastern Oregon State 8
- Glenville State WV 8
- Graceland IA 8
- Missouri Valley 8
- Southern Oregon 8
- Southwestern KS 8
27. Bethany KS 7
28. Arkansas-Monticello 6
- Belmont TN 6
- Cedarville OH 6
- Doane NE 6
- McMurry TX 6
- School of the Ozarks MO 6
- Western Oregon 6
35. Central State OK 5
36. Berry GA 4
- Fort Hays State KS 4
- Harding AR 4
- Missouri Baptist 4
- Northern State SD 4
- Pacific Lutheran WA 4
- West Virginia Wesleyan 4
43. California Lutheran 3
- Central Washington 3
- Colorado Mines 3
- Western Washington 3
- Wisconsin-Eau Claire 3
48. Lubbock Christian TX 2.5
49. Hastings NE 2
- Midland Lutheran NE 2
- Southern Utah 2
- Westmont CA 2
- Wisconsin-Milwaukee 2
54. Aquinas MI 1
- Dickinson State ND 1
- Northwood Institute MI 1
- Olivet Nazarene IL 1
- Ouachita Baptist AR 1
- Whitworth WA 1

WOMEN'S TEAM STANDINGS

- | | |
|-------------------------------------|----------------------------------|
| 1. Prairie View A&M TX 117 | 25. Missouri Baptist 6.33 |
| 2. Wayland Baptist TX 110 | 26. Puget Sound WA 6 |
| 3. Pacific Lutheran WA 40 | Spring Arbor MI 6 |
| 4. Simon Fraser BC 34 | 28. Campbell NC 5 |
| 5. Azusa Pacific CA 22 | Wisconsin-Parkside 5 |
| 6. Hillsdale MI 20 | 30. Chadron State NE 4 |
| 7. Adams State CO 19 | Kennesaw GA 4 |
| 8. Emporia State KS 18 | Malone OH 4 |
| Fort Hays State KS 18 | Southern Colorado 4 |
| Jamestown ND 18 | Western State CO 4 |
| Northwood Institute MI 18 | 35. Western Washington 3 |
| Portland OR 18 | 36. Cedarville OH 2 |
| 13. Midland Lutheran NE 16 | Colorado Mines 2 |
| Southern Utah 16 | Manchester IN 2 |
| 15. Doane NE 14 | Western Oregon 2 |
| Kearney State NE 14 | Whitworth WA 2 |
| 17. Saginaw Valley MI 12 | Wisconsin-Milwaukee 2 |
| 18. Winona State MN 10 | 42. Arkansas-Pine Bluff 1 |
| 19. Hastings NE 8.33 | Bemidji State MN 1 |
| 20. Mid-America Nazarene KS 8 | Minnesota-Morris 1 |
| Moorhead State MN 8 | Northwestern IA 1 |
| North Florida 8 | Walsh OH 1 |
| Wisconsin-Eau Claire 8 | Wayne State NE 1 |
| 24. Northern State SD 7 | 48. Tarleton State TX 0.33 |

St. Mary's Wins Extra Inning Affair; Morales Sets Tournament Strikeout Record

SAN ANTONIO, TX—Senior outfielder Mary Kalinec scored on a passed ball in the bottom of the ninth inning to give host institution St. Mary's University a 2-1 victory over Oklahoma City and the championship of the 6th annual NAIA National Fast-Pitch Softball Tournament, May 17 at the Alva Jo Fischer Softball Complex.

The Rattlers captured the tournament title after battling back through the loser's bracket in the 16-team, double-elimination event. Ironically, Oklahoma City had sent St. Mary's to within a game of elimination with a 1-0 victory a day earlier, but the local favorite reeled off five consecutive wins including two one-run wins over the Lady Chiefs for the championship.

The championship finale was marked by a two-hour rain delay in the bottom of the fifth inning with St. Mary's holding on to a 1-0 lead. Oklahoma City pushed across a tying run in the top of the seventh to

send the game to extra innings. Kalinec opened the Rattlers' ninth with a triple and scored on the passed ball after Oklahoma City had intentionally-walked the bases full.

St. Mary's pitcher Leticia Morales was named the tournament's most valuable player. The senior right-hander pitched every inning (58) of the Rattlers' eight tournament games and established a new NAIA tournament record with 65 strikeouts. She struck out five Oklahoma City batters in the final.

In other tournament awards, Rattler outfielder Milyse Lamkin was named the recipient of the NAIA Hustle Award and St. Mary's head coach Jim Zeleznab earned national coach of the year honors.

The 1987 national tournament will be hosted by Kearney State College, slated for May 21-23 at Kearney's Harvey Park.

NAIA

1986 NAIA SOFTBALL ALL-TOURNAMENT TEAM

Pitchers

Tina Gailey, Oklahoma City
Leticia Morales, St. Mary's TX
Stephanie Teehee, Oklahoma City

Catchers

Kristi Anderson, Francis Marion SC
Kelly Smith, St. Mary's TX

Infielders

Missy Bumpus, St. Mary's TX
Kim Harris, Oklahoma City
Vicki Levensky, IUPU-Indianapolis
Renee Livell, Missouri Southern
Lisa Navas, Oklahoma City

Outfielders

Kathy Howard, Missouri Southern
Mary Kalinec, St. Mary's TX

Milyse Lamkin, St. Mary's TX
Glenna Massey, IUPU-Indianapolis

Utility Player

Laura Klamm, Washburn KS

Designated Hitter

Andrian Jonietz, St. Mary's TX

NAIA Hustle Award

Milyse Lamkin, St. Mary's TX

Most Valuable Player

Leticia Morales, St. Mary's TX

Coach of the Year

Jim Zeleznak, St. Mary's TX

1986 NAIA SOFTBALL TOURNAMENT SCORES

Thursday, May 15—Day Session

Washburn KS 3, Pacific Lutheran WA 0
Southern Utah 3, St. Mary NE 2
(9 innings)

West Florida 2, St. Xavier LA 0
IUPU—Indianapolis 2, Castleton State VT 0

Missouri Southern 9, Wheeling WV 0
St. Mary's TX 4, Spring Arbor MI 0
Wisconsin-Parkside 8, Francis Marion SC 2

Oklahoma City 3, Wilmington DE 1
St. Mary NE 2, Pacific Lutheran 0
(Pacific Lutheran eliminated)
St. Xavier 4, Castleton State 1
(Castleton State eliminated)
Spring Arbor 5, Wheeling 2
(Wheeling eliminated)
Francis Marion 3, Wilmington 0
(Wilmington eliminated)

Thursday, May 15—Evening Session

Washburn 9, Southern Utah 1
IUPU-Indianapolis 4, West Florida 0
St. Mary's TX 2, Missouri Southern 0
Oklahoma City 2, Wisconsin-Parkside 0

Friday, May 16—Day Session

Wisconsin-Parkside 4, St. Mary NE 2
(St. Mary NE eliminated)
Missouri Southern 1, St. Xavier 0
(10 innings)
(St. Xavier eliminated)
Spring Arbor 1, West Florida 0
(West Florida eliminated)
Francis Marion 3, Southern Utah 2
(Southern Utah eliminated)
IUPU-Indianapolis 6, Washburn 1
Oklahoma City 1, St. Mary's TX 0
Missouri Southern 2, Wisconsin-Parkside 0
(Wisconsin-Parkside eliminated)
Spring Arbor 3, Francis Marion 2
(9 innings)
(Francis Marion eliminated)

Friday, May 16—Evening Session

Oklahoma City 1, IUPU-Indianapolis 0
Missouri Southern 3, Washburn 2
(Washburn eliminated)
St. Mary's TX 3, Spring Arbor 0
(Spring Arbor eliminated)
St. Mary's TX 4, Missouri Southern 3
(Missouri Southern takes 4th place)

Saturday, May 17

St. Mary's TX 2, IUPU—Indianapolis 0
(IUPU—Indianapolis takes 3rd place)
St. Mary's TX 3, Oklahoma City 2
St. Mary's TX 2, Oklahoma City 1
(9 innings)
(Championship)

1986 Men's Individual Track & Field Results

100-METER DASH: 1. Patrick Nwankwo, Azusa Pacific CA, 10.58; Jeff Williams, Prairie View TX, 10.63; 3. Aaron Lang, Pittsburg State KS, 10.67; 4. Scott Ferguson, Prairie View TX, 10.71; 5. Borns Andama, Wayland Baptist TX, 10.72; 6. Greg Williams, Henderson State AR, 10.73; 7. Roscellius Pope, Wayland Baptist TX, 10.74; 8. Morris Egon, Wayland Baptist TX, 10.78.

200-METER DASH: 1. Devon Morris, Wayland Baptist TX, 21.00; 2. Borns Andama, Wayland Baptist TX, 21.17; 3. Jeff Williams, Prairie View TX, 21.35; 4. Scott Ferguson, Prairie View TX, 21.40; 5. Morris Egon, Wayland Baptist TX, 21.45; 6. Cedric Jones, Prairie View TX, 21.56; 7. Travis McKinley, Adams State CO, 21.75.

110-METER HIGH HURDLES: 1. Kevin McKinley, Prairie View TX, 13.87; 2. Herbie Apkom, Azusa Pacific CA, 14.06; 3. Phil Williams, Point Loma Nazarene CA, 14.38; 4. Brian Arnold, Azusa Pacific CA, 14.56; 5. Timothy Lane, Colorado Mines, 14.57; 6. James Gulley, Henderson State AR, 14.61; 7. Anthony House, Azusa Pacific CA, 14.88; 8. Victor Williams, Langston OK, No Mark.

400-METER HURDLES: 1. Kevin McKinley, Prairie View TX, 50.20; 2. Dennis Moore, Wayland Baptist TX, 51.11; 3. Brian Arnold, Azusa Pacific CA, 51.90; 4. Kenneth Davis, Central Arkansas, 51.98; 5. Phil Pitney, Westmont CA, 52.08; 6. Jason Brockel, Colorado Mines, 52.15; 7. Brent Hasin, Doane NE, 52.30; 8. Don Smith, Oklahoma Christian, 53.64.

400-METER DASH: 1. Devon Morris, Wayland Baptist TX, 45.07**; 2. Travis McKinley, Adams State CO, 46.47; 3. Kurt Smallwood, Bethany KS, 47.21; 4. Byron Bailey, Central Arkansas, 47.28; 5. Eric Pogue, Prairie View TX, 47.35; 6. Cedric Jones, Prairie View TX, 47.76; 7. Peter Scott, Wayland Baptist TX, 47.77; 8. Patrick Nwanguzo, Wayland Baptist TX, 48.06.

1500-METER RUN: 1. Maurice Smith, Adams State CO, 3:47.33; 2. Brian Williams, Anderson IN, 3:47.97; 3. Rob Moore, Cedarville OH, 3:48.83; 4. David Matherne, Berry GA, 3:49.76; 5. Ken Rossetto, Central Washington, 3:50.07; 6. Mark Steward, Adams State CO, 3:50.50; 7. Russell Cole, Pacific Lutheran WA, 3:50.88; 8. Rob Nelson, Simon Fraser BC, 3:51.31.

5000-METER RUN: 1. Robert Ferguson, Adams State CO, 14:20.18; 2. Paul Aufdenberge, Hillsdale MI, 14:20.66; 3. Juan Diaz, Western State CO, 14:20.70; 4. Darren Miller, Rio Grande OH, 14:23.94; 5. Tim Pilling, Southern Utah, 14:24.23; 6. Craig Dickson, Adams State CO, 14:25.29; 7. Jeff Heiser, Walsh OH, 14:27.70; 8. Steve Roch, Western State CO, 14:32.45.

10,000-METER RUN: 1. Eduardo Navas, Western State CO, 29:46.34; 2. Rick Robirds, Adams State CO, 30:06.76; 3. Robert Lemuel, Saginaw Valley MI, 30:39.59; 4. Robert Ferguson, Adams State CO, 30:44.53; 5. Tim Renzelmann, Wisconsin-Parkside, 30:56.36; 6. Mike Ulrich, Olivet Nazarene IL, 31:17.38; 7. Robbie Hipwood, Adams State CO, 31:18.96; 8. Nelson Begay, Central State OK, 31:24.60.

STEEPLECHASE: 1. Chris Perrone, Park MO, 9:06.14; 2. Mark Pierson, Rio Grande OH, 9:06.48; 3. Mike Hamm, Kearney State NE, 9:09.08; 4. Brian Lenz, Southwestern KS, 9:09.80; 5. Clint Hedges, Hastings NE, 9:10.06; 6. Dan Jaquez, Adams State CO, 9:11.33; 7. Thennis Muller, Wayland Baptist TX, 9:21.97; 8. Tom Shelter, Malone OH, 9:24.99.

10,000-METER WALK: 1. Mike Stauch, Wisconsin-Parkside, 46:32.7; 2. Andy Kaestner, Wisconsin-Parkside, 46:03.9; 3. Doug Fournier, Wisconsin-Parkside, 46:50.5; 4. Mike Rohl, Wisconsin-Parkside, 47:24.0; 5. Allen James, Western Washington, 48:23.7; 6. Paul Judd, Aquinas MI, 50:34.2.

800-METER RUN: 1. Maurice Smith, Adams State CO, 1:48.41; 2. Brad Milbeck, Moorhead State MN, 1:49.57; 3. Gregg Larson, Doane NE, 1:49.70; 4. Anthony Leaks, Missouri Baptist, 1:49.77; 5. Jamie Holt, Central Arkansas, 1:49.96; 6. Keith Singleton, Central State OK, 1:50.10; 7. Kisute Koboko, Wayland Baptist TX, 1:51.14; 8. Lance Greene, Prairie View TX, 1:51.70.

4 x 100 METER RELAY: 1. Azusa Pacific CA (Herbie Apkom, Jimmy Spotville, Brian Arnold, Patrick Nwankwo), 40.58; 2. Henderson State AR (Robert Easter, Greg Williams, David Gray, James Gulley), 40.78; 3. Pittsburg State KS (Monte Weathers, Todd Harris, Mike Meek, Aaron Lang), 41.09; 4. Arkansas-Monticello (Chris Jackson, Carl Smith, Anthony Duffey, Jessie McCorvey), 41.12; 5. Central Arkansas (Buckey Nowden, Kervin Erving, Byron Bailey, Kenneth Davis), 41.54; 6. California Lutheran (Bill Tesson, Mario Riveros, Anthony Hardy, Noel

Chestnut), 41.59; 7. Doane NE, 42.15; 8. Southwestern KS, No Mark.

4 x 400 METER RELAY: 1. Central Arkansas (Jamie Holt, Byron Bailey, Kervin Erving, Kenneth Davis), 3:09.93; 2. Wayland Baptist TX (Dennis Moore, Peter Scott, Patrick Nwanguzo, Devon Morris), 3:11.50; 3. McMurray TX (Dan Gainey, Bobby Campbell, Jack Whiteley, Albert Hatcher), 3:12.32; 4. Central State OK (Doug Gonzales, Dallas Trice, Mike Cherry, Keith Singleton), 3:12.59; 5. Lubbock Christian TX (Armstrong Williams, Eli Turner, Kenrick Williams, Sherlon Didier), 3:12.69; 6. Bethany KS (Mike Gainey, Brian White, Darren Vorderbruegge, Kurt Smallwood), 3:13.39; 7. Doane NE, 3:13.74; 8. Taylor IN, No Mark.

DISCUS: 1. Christian Okoye, Azusa Pacific CA, 61:63 (201-04); 2. Ron McIntosh, Missouri Valley, 52.02 (170-08); 3. Bruce Stancell, Pittsburg State KS, 50.82 (166-09); 4. Dan Gushard, Kearney State NE, 50.52 (165-09); 5. Tony Russo, Wisconsin-Milwaukee, 49.80 (163-05); 6. John Torrence, Central Washington, 49.78 (163-04).

LONG JUMP: 1. Dennis McWhinney, Prairie View TX, 7.59 (24-11.5); 2. Philmore Morris, Wayland Baptist TX, 7.56 (24-10); 3. Alrick Munroe, Wayland Baptist TX, 7.50 (24-08); 4. Borns Andama, Wayland Baptist TX, 7.44 (24-05); 5. James Land, West Virginia State, 7.43 (24-05); 6. Ivan Lowe, Northwood Institute MI, 7.35 (24-02); 7. Herbie Apkom, Azusa Pacific CA, 7.35 (24-02); 8. Roosevelt Kent, Azusa Pacific CA, 7.32 (23-09).

HIGH JUMP: 1. Ronald Pleasant, West Virginia State, 2.10 (6-10.75); 2. Wayne Wallace, Adams State CO, 2.10 (6-10.75); 3. Jim Shaver, West Virginia Wesleyan, 2.05 (6-09); 4. Tyrone Ross, Moorhead State MN, 2.05 (6-09); 5. Shane Roberts, Fort Hays State KS, 2.05 (6-09); 6. Larry Angle, West Virginia State, 2.05 (6-09); 7. Bobby Boone, Lubbock Christian TX, 2.05 (6-09).

MARATHON: 1. James Cairns, Puget Sound WA, 2:29:19.5; 2. Greg Miller, Eastern Oregon, 2:32:43.7; 3. Joel Enderle, Belmont TN, 2:34:11.5; 4. Albert Engevik, Northern State SD, 2:38:05.9; 5. Jeff Pope, Arkansas-Monticello, 2:38:38.6; 6. Robbie Simmons, Ouachita Baptist AR, 2:39:34.0; 7. Kirk Hunter, Fort Hays State KS, 2:40:32.4; 8. Joachim Oberst, Goshen IN, 2:43:02.7.

HAMMER: 1. Mike Maynard, Azusa Pacific CA, 66.38 (217-09); 2. Christian Okoye, Azusa Pacific CA, 63.51 (208-04); 3. Glen Hill, Western Oregon, 57.63 (189-00); 4. Eric Lemasters, Azusa Pacific CA, 57.11 (187-04); 5. John Robinson, Saginaw Valley MI, 54.39 (178-08); 6. Arnie Tyler, Whitworth WA, 54.18 (177-09); 7. Tim Shannon, Pacific Lutheran WA, 53.49 (175-05); 8. Scott Rolan, Western Oregon, 52.48 (172-02).

JAVELIN: 1. Rick Simoncic, Pittsburg State KS, 75.46 (247-07); 2. Zakayo Mwinnykell, Wayland Baptist TX, 74.24 (243-07); 3. Nate Oliverson, Azusa Pacific CA, 66.58 (218-05); 4. Craig Stelling, Pacific Lutheran WA, 65.50 (214-11); 5. Richard Johnson, Wisconsin-Eau Claire, 64.28 (210-11); 6. Ron McConnell, Wisconsin-Eau Claire, 64.28 (210-11); 7. Jeff Shaw, Pittsburg State KS, 63.50 (208-04); 8. Mike Keizur, Western Oregon, 61.80 (202-09).

POLE VAULT: 1. Ron Milford, Point Loma Nazarene CA, 4.53 (16-00.75); 2. Kevin Korthius, Azusa Pacific CA, 4.80 (15-09.0); 3. Kevin Taylor, Southern Oregon, 4.80 (15-09.0); 4. Ed Vanderkaai, Harding AR, 4.70 (15-05.0); 5. Paul Rohnhude, Midland Lutheran NE, 4.70 (15-05.0); 6. Larry Weaver, Saginaw Valley MI, 4.70 (15-50.0).

TRIPLE JUMP: 1. Dennis McWhinney, Prairie View TX, 15.82 (51-11); 2. Roosevelt Kent, Azusa Pacific CA, 15.71 (51-06.75); 3. Loxley Walters, School of the Ozarks MO, 15.61 (51-02.75); 4. Ricky N. Tellis, Southwestern KS, 14.87 (48-09.5); 5. Curt Christiansen, Adams State CO, 14.82 (48-07.75); 6. Jerry Hopper, Western Washington, 14.77 (48-05.5); 7. Bevan Smith, Anderson IN, 14.66 (48-01.25); 8. Herbie Apkom, Azusa Pacific CA, 14.49 (47-06.75).

SHOT PUT: 1. Christian Okoye, Azusa Pacific CA, 18.05 (59-02.75); 2. Dave Darst, Glenville State WV, 17.12 (56-02.0); 3. Dan Gushard, Kearney State NE, 17.06 (55-11.75); 4. Mike Maynard, Azusa Pacific CA, 16.90 (55-05.5); 5. Ivan Parker, Southern Oregon, 16.89 (55-05.0); 6. Dan Maher, Dickinson State ND, 16.79 (55-01.0).

DECATHLON: 1. Mark Elliston, Oklahoma Baptist, 7023; 2. Royal Brettrager, Graceland IA, 6842; 3. Dave Dangles, Azusa Pacific CA, 6721; 4. Benson Owere, Wayland Baptist TX, 6697; 5. Lindahl Lucas, California Lutheran, 6680; 6. Ryan Pischigoda, Hillsdale MI, 6470; 7. Keith Wigley, George Fox OR, 6451; 8. Wendell Donaldson, Stelling KS, 6376.


**Indicates new National Record



Comfort Igeh
Wayland Baptist TX
Women's MVP



Christian Okoye
Azusa Pacific CA
Men's MVP



**Don't Let This
Happen
to You !**

B & R Erectors Inc.

(GYM BLEACHER-REPAIR SPECIALIST)

We would like to inform you of our bleacher repair service. We repair all types of bleachers present or out-dated. Please compare your repair cost per seat verses the per seat cost of new bleachers.



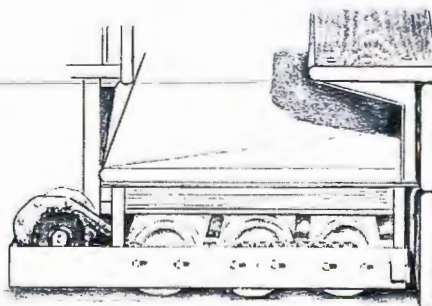
B & R ERECTORS, INC.

5918 S. Rte. 31 • Crystal Lake, Ill. 60014
815-459-6364 or 459-6634



MOVE YOUR BLEACHERS WITH EASE

Convert your bleachers to portable power or a full power system. These power systems can be installed on most present and out-dated bleachers.



1986 Women's Individual Track & Field Results

100-METER DASH: 1. Comfort Igeh, Wayland Baptist TX, 11.68**;
2. Evan Williams, Prairie View TX, 11.78; 3. Nzael Kyomo, Wayland Baptist TX, 11.93; 4. Filipa Smith, Saginaw Valley MI, 12.03; 5. Starlette Daniels, Wayland Baptist TX, 12.03; 6. Patti Harris, Prairie View TX, 12.11; 7. Jody Masser, Adams State CO, 12.17; 8. Lawanda Davis, Campbell NC, 12.26.

200-METER DASH: 1. Comfort Igeh, Wayland Baptist TX, 23.69**;
2. Evan Williams, Prairie View TX, 23.88; 3. Airat Bakare, Azusa Pacific CA, 24.08; 4. Althea Thomas, Wayland Baptist TX, 24.37; 5. Nzael Kyomo, Wayland Baptist TX, 24.65; 6. Patti Harris, Prairie View TX, 24.73; 7. Filipa Smith, Saginaw Valley MI, 24.74; 8. Freda Hancock, Southern Colorado, 24.75.

400-METER DASH: 1. Airat Bakare, Azusa Pacific CA, 51.83**;
2. Althea Thomas, Wayland Baptist TX, 52.80; 3. Reater Golston, Wayland Baptist TX, 54.44; 4. Freda Hancock, Southern Colorado, 54.57; 5. Norrie McAfee, Prairie View TX, 54.69; 6. Vera Pruitt, Saginaw Valley MI, 55.15; 7. Sandra Latham, Prairie View TX, 55.55; 8. Cindy Heesacker, Wayne State NE, 56.84.

800-METER RUN: 1. Brit McRoberts, Simon Fraser BC, 2:03.89**;
2. Teresa Lloyd, Jamestown ND, 2:07.26; 3. Cathy Taylor, Prairie View TX, 2:08.22; 4. Chris Wagner, Simon Fraser BC, 2:08.81; 5. Jane Romig Brooker, Cedarville OH, 2:09.19; 6. Sarah Hiett, Wisconsin-Parkside, 2:10.64; 7. Leah Pells, Simon Fraser BC, 2:11.73; 8. Heather Sullivan, Puget Sound WA, 2:20.74.

1500-METER RUN: 1. Teresa Lloyd, Jamestown ND, 4:23.50**;
2. Chris Goepel, Wisconsin-Eau Claire, 4:25.12; 3. Laura Johnson, Portland OR, 4:25.86; 4. Kelly McCammon, Emporia State KS, 4:26.20; 5. Jenny Lamoreux, North Florida, 4:26.47; 6. Heather Sullivan, Puget Sound, WA, 4:28.86; 7. Donna Spickelmier, Kearney State NE, 4:30.85; 8. Leah Pells, Simon Fraser BC, 4:31.31.

400-METER HURDLES: 1. Lavonda Luckett, Prairie View TX, 58.09**;
2. Karen Bell, Pacific Lutheran WA, 59.79; 3. Brenda Jarvis, Adams State CO, 1:00.08; 4. Edith Renfro, Prairie View TX, 1:00.40; 5. Felicia Sutton, Wisconsin-Milwaukee, 1:00.70; 6. Janell Massey, Western Washington, 1:00.71; 7. Jennifer Turner, Kennesaw GA, 1:01.49; 8. Martha Hans, Siena Heights MI, 1:03.43.

MARATHON: 1. Tracy Nelson, Winona State MN, 3:07:15.7; 2. Kelly Opbroek, Hastings NE, 3:08:27.6; 3. Becky Motley, North Florida, 3:18:41.2; 4. Dawn Boncotti Bohrnse, Chadron State NE, 3:19:30.2; 5. Becky Krepes, Manchester IN, 3:21:50.4; 6. Amy Nichols, Saginaw Valley MI, 3:23:41.4; 7. Aletha Stahl, Goshen IN, 3:26:06.1.

4 x 100 METER RELAY: 1. Wayland Baptist TX (Nzael Kyomo, Comfort Igeh, Starlette Daniels, Althea Thomas), 45.37; 2. Prairie View TX (Norrie McAfee, Patti Harris, Lavonda Luckett, Evan Williams), 46.12; 3. Saginaw Valley MI (Mary Clement, Vera Pruitt, Jean Tofa, Filipa Smith), 47.74; 4. Midland Lutheran NE (Vanessa Brown, Sandy Andrews, Sonia Moore, Melody Robinson), 47.84; 5. Missouri Baptist (Lorna Evans, Dorothy Young, Laura Evans, Stephanie Cameron), 48.19; 6. Arkansas-Pine Bluff (Angela Allen, Crystal Scott, Paulette Bell, Tammy Johnson), 48.32; 7. Northwood Institute MI, 48.47; 8. Moorhead State MI, No Mark.

SPRINT MEDLEY RELAY: 1. Wayland Baptist TX (Nzael Kyomo, Starlette Daniels, Comfort Igeh, Althea Thomas), 1:39.55; 2. Prairie View TX (Norrie McAfee, Patti Harris, Evan Williams, Sandra Latham), 1:41.07; 3. Northwood Institute MI (Elyse Carter, Kay Buckhault, Cynthia Merritt, Cicilie Murdock), 1:44.57; 4. Simon Fraser BC (Alana Kripps, Lana Jolly, Celina Owen, Brit McRoberts), 1:46.38; 5. Missouri Baptist (Lorna Evans, Laura Evans, Dorothy Young, Stephanie Cameron), 1:46.64; 6. Wayne State NE (Linda Snitzler, Ann Eseminger, Missy Staltenburg, Cindy Heesacker), 1:46.72; 7. Midland Lutheran NE, 1:47.91; 8. Saginaw Valley MI, 1:49.56.

3000-METER RUN: 1. Ann Manning, Portland OR, 9:34.69**;
2. Kelly McCammon, Emporia State KS, 9:39.97; 3. Lenae Reinschmidt, Northern State SD, 9:45.60; 4. Michelle Marter, Wisconsin-Parkside, 9:47.32; 5. Valerie Hilden, Pacific Lutheran WA, 9:49.09; 6. Doris Watson, Adams State CO, 9:52.83; 7. Marj VanDyke, Hillsdale MI, 10:07.78; 8. Lynn Bouche, Wisconsin-Milwaukee, No Mark.

5000-METER RUN: 1. Erin Gillespie, Hillsdale MI, 16:56.64; 2. Jolene Fisher, Southern Utah, 17:03.12; 3. Susan Stine, Emporia State KS, 17:10.49; 4. Kathy Nichols, Pacific Lutheran WA, 17:24.51; 5. Jane Reaves, Adams State CO, 17:29.54; 6. Marlene Calimus, Northern State

SD, 17:37.84; 7. Dolores Montgomery, Western Washington, 17:55.95; 8. Jodi Williamson, Taylor IN, 17:56.40.

10,000 METER RUN: 1. Erin Gillespie, Hillsdale MI, 35:06.51**;
2. Jolene Fisher, Southern Utah, 36:15.60; 3. Kathy Nichols, Pacific Lutheran WA, 36:44.00; 4. Shelia Barrett, Western State CO, 37:24.03; 5. Kirsty Johnston, Portland OR, 37:29.32; 6. Mary Ostlund, Puget Sound WA, 38:05.60; 7. Mary Schrader, Northern State SD, 38:20.06; 8. Kathy Boone, Southwestern KS, 38:20.42.

100-METER HURDLES: 1. Brenda Jarvis, Adams State CO, 13.87;
2. Lavonda Luckett, Prairie View TX, 14.02; 3. Melody Robinson, Midland Lutheran NE, 14.06; 4. Denis Williams, Wayland Baptist TX, 14.11; 5. Dorothy Young, Missouri Baptist, 14.33; 6. Teri Vanwechel, Northwestern IA, 14.59; 7. Martha Hans, Siena Heights MI, 14.63; 8. Stephanie Cameron, Missouri Baptist, 15.80.

LONG JUMP: 1. Comfort Igeh, Wayland Baptist TX, 6.43 (21-01.25);
2. Denise Williams, Wayland Baptist TX, 6.28 (20-07.25); 3. Michelle Neal, Prairie View TX, 6.16 (20-02.5); 4. Lawanda Davis, Campbell NC, 6.01 (19-08.75); 5. Jami Shores, Wayland Baptist TX, 5.83 (19-01.5); 6. Lana Jolly, Simon Fraser BC, 5.82 (19-01); 7. Edith Renfro, Prairie View TX, 5.72 (18-09.25); 8. Davona Randolph, Tarleton State TX, 5.67 (18-07.25).

HIGH JUMP: 1. Denise Bruce, Pacific Lutheran WA, 1.75 (5-09);
2. Erika Hohenstein, Moorhead State MN, 1.72 (5-08); 3. Julane Thayer, Northwood Institute MI, 1.72 (5-08); 4. Erica Knowles, Malone OH, 1.70 (5-07); 5. Shawn Nick, Midland Lutheran NE, 1.70 (5-07); 6. Davonda Randolph, Tarleton State TX, 1.65 (5-05); 7. Kelly Cox, Missouri Baptist, 1.65 (5-05); 8. Ellen Johnson, Hastings NE, 1.65 (5-05).

HEPTATHLON: 1. Edith Renfro, Prairie View TX, 4870**;
2. Deb Moore, Fort Hays State KS, 4641; 3. Karen Rodd, Spring Arbor MI, 4502; 4. Karen Martin, Midland Lutheran NE, 4500; 5. Sharon Jensen, Western Oregon, 4472; 6. Leslie Ryman, Walsh OH, 4414; 7. Jean Kolarik, Emporia State KS, 4372; 8. Deborah Meyer, Moorhead State MN, 4282.

4 x 400 RELAY: 1. Prairie View TX (Cathy Taylor, Norrie McAfee, Sandra Latham, Lavonda Luckett), 3:37.67; 2. Wayland Baptist TX (Reater Golston, Donita Perry, Denise Williams, Florence Ushieagn), 3:42.15; 3. Northwood Institute MI (Jamie Bettis, Kay Buckhault, Cynthia Merritt, Cicilie Murdock), 3:48.03; 4. Azusa Pacific CA (Maura Bookout, Sherri Pozel, Kim Hayes, Airat Bakare), 3:49.58; 5. Western Washington (Hollie Watson, Janell Massey, Lola Johnston, Kathy Miller), 3:50.05; 6. Simon Fraser BC (Alana Kripps, Celina Owen, Chris Wagner, Brit McRoberts), 3:51.5; 7. Doane NE, 3:52.19; 8. Missouri Baptist, 4:02.56.

SHOT PUT: 1. Sharon Harrison, Prairie View TX, 15.34 (50-04);
2. Connie Hugen, Doane NE, 15.02 (49-03.5); 3. Brenda Wolf, Fort Hays State KS, 14.55 (47-09); 4. Beth Stuart, Kearney State NE, 13.79 (45-03); 5. Sarah E. Thaler, Colorado Mines, 13.70 (44-11.5); 6. Liz Mulvihill, Bemidji State MN, 13.55 (44-05.5); 7. Netta Bridgewater, Prairie View TX, 13.43 (44-00.75); 8. Sheri Davis, Wisconsin-Milwaukee, 13.22 (43-04.5).

DISCUS: 1. Beth Stuart, Kearney State NE, 49.12 (161-02)**;
2. Marie Frees, Mid-America Nazarene KS, 47.90 (157-02); 3. Connie Hugen, Doane NE, 44.56 (146-02); 4. Brenda Wolf, Fort Hays State KS, 44.34 (145-06); 5. Joey Clossen, Azusa Pacific CA, 44.28 (145-03); 6. Sharon Harrison, Prairie View TX, 42.52 (139-06).

JAVELIN: 1. Carol Wester, Pacific Lutheran WA, 51.26 (168-02)**;
2. Karen Murray, Simon Fraser BC, 46.68 (153-02); 3. Eileen Voldatti, Simon Fraser BC, 46.42 (152-03); 4. Patricia Perry, Puget Sound WA, 45.32 (148-08); 5. Gwen Keiser, Whitworth WA, 45.24 (148-05); 6. Leanne Plum, Campbell NC, 45.14 (148-01); 7. Kimberly Peters, Northern Montana, 44.44 (145-09); 8. Casey Payne, Azusa Pacific CA, 44.30 (145-04).

TRIPLE JUMP: 1. Denise Williams, Wayland Baptist TX, 12.06 (39-06.75); 2. Michelle Neal, Prairie View TX, 12.03 (39-05.75); 3. Patti Harris, Prairie View TX, 11.85 (38-10.5); 4. Jennifer Turner, Kennesaw GA, 11.82 (38-09.5); 5. Felicia Hollister, Prairie View TX, 11.67 (38-03.5); 6. Theresa Kusant, Minnesota-Morris, 11.42 (37-05.5); 7. Kristi Eitzmann, Kearney State NE, 11.39 (37-04.25); 8. Rochelle Moore, Malone OH, 11.35 (37-03).

**Indicates new National Record

Svantesson leads Flagler to Clean Sweep

KANSAS CITY, MO—Flagler College FL swept to individual titles in both singles and doubles and captured the team title in the 35th annual NAIA National Men's Tennis Championships, May 19-23, at the Rockhill Tennis Club.

Senior Tobias Svantesson led the way for the Saints, involved in 15 of Flagler's winning total of 33 points. The Swedish native lived-up to his number one seeding in singles, recording a quick 6-1, 6-1 victory over Thomas Ljung of Belhaven MS in the championship final, then teamed up with Per Asklund to record a 6-4, 6-7 (1-7), 6-2 win over YaYa Doumbia and Patrick Ronneke of Lander SC in doubles.

Svantesson was the unanimous choice for the prestigious Ward-Ballinger Award, presented to the outstanding player in the tournament.

Flagler became the first team since Southwest Texas State in 1982 to sweep the singles, doubles and team titles. It was the Saints' second team title, having previously captured the national championship in 1977.

Ljung was the "Cinderella story" of the tournament, the 15th-seeded player performing beyond expectation enroute to the final. But he double-faulted seven times and lost his serve five times in the championship to dash any hopes of a singles title.


The doubles championship match featured the tournament's top two seeded teams, but Doumbia and Ronneke of Lander could not pull an upset, losing serve twice in the third set after evening the match on a tie-breaker in the second.

Flagler finished ahead of defending champion Lander, which was three back in second place with 30 points. Auburn-Montgomery AL achieved its highest finish ever with a third place showing and 26 points, while Belhaven College rounded out the top four with 25 points, its fourth straight year in the top four.

In other awards, Auburn-Montgomery's Darold Dunlavy was voted the NAIA National Coach of the Year, Svantesson was the NAIA-ITCA Senior Player of the Year, Chris Gregorson of Whitman WA was the NAIA-ITCA Rookie Player of the Year and Lander's Ajai Srinivasan won the NAIA-ITCA Arthur Ashe Award given to the top scholar-athlete.

MEN'S TEAM STANDINGS

1. Flagler FL	33	Wisconsin-Stout	5
2. Lander SC	30	26. Arkansas Tech	4
3. Auburn-Montgomery AL	26	Birmingham-Southern AL	4
4. Belhaven MS	25	Concordia NY	4
5. Texas-Tyler	20	Denver CO	4
6. North Florida	18	Emporia State KS	4
7. Charleston SC	17	31. Carson-Newman TN	3
8. Guilford NC	15	Fairmont State WV	3
Southwest Baptist MO	15	Freed-Hardeman TN	3
10. Oklahoma City	13	Marion IN	3
Presbyterian SC	13	Northwood Institute MI	3
12. Hardin-Simmons TX	12	Westminster PA	3
13. Westmont CA	11	37. Graceland IA	2
14. Whitman WA	10	Franklin Pierce NH	2
15. West Florida	9	Linfield OR	2
16. Brigham Young-Hawaii	8	Metro State CO	2
17. Pacific Lutheran WA	7	Northern State SD	2
Willamette OR	7	42. Bluffton OH	1
19. Central State OK	6	Charleston WV	1
St. Edward's TX	6	Georgetown KY	1
Trevecca Nazarene TN	6	Greenville IL	1
22. Baker KS	5	Kearney State NE	1
Grand Canyon AZ	5	Midland Lutheran NE	1
St. Francis IL	5	Minnesota-Duluth	1




Tobias Svantesson (right) and Per Asklund (center) of Flagler College FL accept the 1986 NAIA men's doubles championship awards from Murray Murdoch of Cedarville College OH, member of the NAIA Tournament Committee. Svantesson and Asklund defeated YaYa Doumbia and Patrick Ronneke of Lander College SC 6-4, 6-7 (5-7), 6-2 to capture the doubles final.

Wendell D. Ho

32nd ANNUAL

DISTRICT 2 TRACK & FIELD CHAMPIONSHIPS



May 9-10, 1986

NAIA DISTRICT CHAMPIONSHIPS

May 8-9-10, 1986
Time Schedule

Thursday, May 8th

Confirmation Meeting

Friday, May 9, 1986

11:50 ~~10:30~~ Hammer Throw (M) @WOSC
 1:30 ~~12:00~~ Discus Throw (W,M)
 12:00 Long Jump (M,W)
 800 Medley Relay (W)
 12:15 10,000 (M)
 12:55 10,000 (W)
 1:45 3000 (W)
 2:00 High Jump (M)
 2:05 High Hurdles Heats (W,M)
 2:25 400 Heats (W,M)
 2:45 100 Heats (W,M)
 3:05 800 Heats (W,M)
 3:25 400 Hurdle Heats (W,M)
 3:45 200 Heats (W,M)
 4:05 Steeplechase (M)
 5:00 Coaches Meeting

*women High Hurdles
 200*

*men
 100
 200
 400H*

Saturday, May 10

12:00 Shotput (M,W)
 Javelin (W,M)
 Pole Vault (M)
 10,000 WALK
 High Jump (W)
 Triple Jump (M,W)
 1:30 400 Relay (Women, then men,
 all running events)
 1:45 1500
 2:00 High Hurdles
 2:15 400
 2:30 100
 2:45 800
 3:00 400 Hurdles
 3:15 200
 3:30 5000
 4:15 1600 Relay
 4:30 Team Championship Awards

NAIA DISTRICT #2 TEAM CHAMPIONS
TRACK & FIELD

MEN'S TEAMS

1955	Lewis & Clark	Eldon Fix
1956	Lewis & Clark	Eldon Fix
1957	Lewis & Clark	Eldon Fix
1958	Lewis & Clark	Eldon Fix
1960	Portland State	Ralph Davis
1961	Portland State	Ralph Davis
1962	Southern Oregon	Dan Bulkley
1963	Southern Oregon	Dan Bulkley
1964	Southern Oregon	Dan Bulkley
1965	Lewis & Clark	Eldon Fix
1966	Lewis & Clark	Eldon Fix
1967	Lewis & Clark	Eldon Fix
1968	Lewis & Clark	Eldon Fix
1969	Lewis & Clark	Eldon Fix
1970	Oregon College	Don Spinas
1971	Oregon College	Don Spinas
1972	Oregon College	Don Spinas
1973	Oregon College	Don spinas
1974	Oregon College	Don Spinas
1975	Linfield	John Knight
1976	Linfield	John Knight
1977	Lewis & Clark	Eldon Fix
1978	Lewis & Clark	Eldon Fix
1979	Southern Oregon	Stan Goodell
1980	George Fox	Rich Allen
1981	Lewis & Clark	Eldon Fix
1982	Willamette	Charles Bowles
1983	Willamette	Charles Bowles
1984	Willamette	Charles Bowles
1985	Western Oregon	Don Spinas

WOMEN'S TEAMS

1983	Willamette	Charles Bowles
1984	Willamette	Charles Bowles
1985	Portland	Mike Johnson

NAIA DISTRICT 2 RECORDS (Women)

100	12.1	Antonette Blythe	Northwest Nazarene	1983
200	25.8	Tammy Moland	Willamette	1983
400	58.7	Kelly Wosepka	U. of Portland	1983
800	2:16.3	Julie Blum	Willamette	1985
1500	4:33.3	Ann Manning	Portland	1985
3000	9:33.6	Ann Manning	Portland	1985
5000	16:58.8	Clare Krill	Portland	1985
10000	37:41.1	Molly Ostlund	Portland	1985
100 HH	15.3	Lisa Jacobs	Lewis & Clark	1985
400 LH	1:03.1	Petra Johnson	Linfield	1985
400 Relay	49.1	Galloway, Wirth Johnson, Blythe	Northwest Nazarene	1983
Mile Relay	3:59.4		Linfield	1985
Long Jump	18-2 3/4	Cindy Fulks	Western Baptist	1983
High Jump	5-3 1/4	Melody Groeneveld	George fox	1983
Shot Put	44-3 1/4	Paige Daugherty	Lewis & Clark	1985
Discus	140-3	Wanda Strutko	Leiws & Clark	1985
Javelin	152-9	Sandy Bean	Southern Oregon	1985
Heptathlon	4547	Sharon Jensen	Western Oregon	1986
800M Medley	1:50.4	Moland, Klein, Slavich, Roth	Willamette	1984

NAIA DISTRICT 2 RECORDS (Men)

100	10.4	Greg Griffin	George Fox	1977
		Terry Hendrix	Southern Oregon	1983
200	21.1	Keith Shriver	Linfield	1969
		Mark Burt	Pacific	1976
400	47.2	Carl Shaw	Linfield	1976
800	1:50.8	Bruce Vogel	Oregon College	1972
1500	3:49.7	Steve Hills	Northwest Nazarene	1975
Steeplechase	8:53.9	Kelly Jensen	Southern Oregon	1978
5000	14:22.4	Steve Blikstad	George Fox	1979
10000	30:25.3	Don Stearns	Eastern Oregon	1981
110m H	14.0	Rick Fergesen	Lewis & Clark	1977
400m I.H.	52.1	Tim Gilbert	Northwest Nazarene	1978
400 Relay	41.7	Carter, Lazelle Smith, King Koroma, Reynolds Neeley, Griffin	Linfield	1976
Mile Relay	3:14.8	Lazelle, Minors Carter, Shaw	Goerge Fox	1978
Shotput	56-5 1/2	Ken Patera	Portland State	1963
Discus	170-11	Harland Yriarte	Southern Oregon	1969
Javelin	249-6	Tony Grant	Oregon Tech	1972
Hammer	168-11	Scott Burkhart	Lewis & Clark	1975
High Jump	6-10 1/4	Scott Wallace	Willamette	1980
Long Jump	23-11 1/4 ^{24-1 1/2}	Karl Koenig ^{Ron Miley}	Oregon College	1978 ⁸⁴
Triple Jump	48-10 1/4 ¹⁵⁻⁴	Randy Jones	Pacific	1979
Pole Vault	15-7	Dave McDonald ^{Mark uncin}	George Fox	1969 ⁸⁴
Decathlon	7154	Mark Burt	Pacific	1976
Marathon	2:22:06	Larry Miller	Southern Oregon	1974
10000 Walk	48:35.5	Sam Shick	Lewis & Clark	1979

DISTRICT TRACK & FIELD CHAMPIONSHIPS - WILLAMETTE - May 10-11, 1985 (Women)

TEAM SCORES - Univ. of Portland, 143; Western Oregon, 133; Lewis & Clark, 93; Willamette, 77; Linfield, 76; Southern Oregon, 62; George Fox, 21; Northwest Nazarene, 17; Pacific, 9.

100 METERS - Sheron Wegener, WOSC, 12.5; Carrie Pizer, UP, 12.6; Lisa Nichols, L, 12.6; Cathy Buhler, UP, 12.6; Cathy Seuell, WOSC, 12.7; Shana Galloway, NNC, 12.8.

200 METERS - Sheron Wegener, WOSC, 26.5; Carrie Pizer, UP, 26.6; Cathy Seuell, WOSC, 26.9; Cathy Buhler, UP, 27.1; Chana Galloway, NNC, 27.2; Laurie Hanson, WOSC, NT.

400 METERS - Jeanette Blum, WU, 1:00.6; Radona Howard, WOSC, 1:04.7; Holly Duncan, NNC, 1:06.5.

800 METERS - Julie Blum, WU, 2:16.3; Ann Manning, UP, 2:16.6; Kathy Healey, WOSC, 2:19.7; Kathryn O'Leary, WOSC, 2:20.3; Lisa Sieverling, L, 2:20.3; Megan Finaly, L&C, 2:20.3.

1500 METERS - Ann Manning, UP, 4:33.3; Kristy Johnston, UP, 4:46.1; Julie O'Leary, WOSC, 4:50.3; Mary Hillenkamp, UP, 4:53.6; Janet Mortensen, L, 5:02.5, Kelli Cammack, WU, 5:03.8.

5000 METERS - Clare Krill, UP, 16:58.8; Kara Crisifulli, WU, 17:30.0; Molly Ostlund, UP, 18:04.8; Julie Mullin, UP, 18:47.9; Laurie Underwood, L&C, 19:31.0, Jenny Sanders, WU 19:32.7.

10,000 METERS - Molly Ostlund, UP, 37:41.1; Marilyn Fishback, WU, 40:05.9; Jenny Sanders, WU, 40:21.1; Tammy Jarolimek, WOSC, 41:26.3; Kathleen Welland, L&C, 41:49.8; Krista Dierks, WU, 42:04.0.

100 HURDLES - Lisa Jacobs, L&C, 15.3; Shelly Woodside, L, 15.8; Sarah Lowell, L&C, 15.9; Sharon Jensen, WOSC, 16.2; Gina Walker, SOSC, 17.6.

400 HURDLES - Petra Johnson, L, 1:03.1; Ila Amos, SOSC, 1:04.7; Linda Brock, UP, 1:05.8; Lisa Jacobs, L&C, 1:07.2; Sharon Jensen, WOSC, 1:08.6; Melinda Carter, NNC, 1:13.0.

3000 METERS - Ann Manning, UP, 9:33.6; Clare Krill, UP, 9:48.7; Kara Crisifulli, WU, 10:04.4; Kristy Johnston, UP, 10:08.4; Mary Hillenkamp, UP, 10:23.6; Julie Mullin, UP, 10:37.9.

JAVELIN - Sandy Bean, SOSC, 152'9"; Regina Norris, PAC, 149'4"; Cyd McCormick, WOSC, 143'2"; Debbie Barnhurst, WOSC, 141'7"; Karen Carpenter, NNC, 120'9".

DISCUS - Wanda Strutko, L&C, 140-3; Paula Wittenberg, GFC, 132-10; Debbie Garrison, SOSC, 127-10; Cyd McCormick, WOSC, 126-5; Paige Daugherty, L&C, 118; Torie Myers, PAC, 115.

SHOTPUT - Paige Daugherty, L&C, 44'3 $\frac{1}{4}$ "; Allyson Kendall, WOSC, 40'7"; Debbie Garrison, SOSC, 38'9 $\frac{1}{4}$ "; Robyn Mann, L&C, 37'10-3/4"; Paula Wittenberg, GFC, 37'8 $\frac{1}{4}$ "; Vickie Hissong, WOSC, 37'3".

HIGH JUMP - Sue Woolsey, GFC, 5'3"; Kathy Moore, WILL, 5'2"; Lisa Hertz, SOSC, 5'0"; Tisha Steimle, L&C, 4'10"; Kathleen Kincheloe, L, 4'10"; Sandy Duchow, L&C, 4'10".

LONG JUMP - Mary Dodson, SOSC, 17-0 $\frac{1}{4}$ "; Sharon Jensen, WOSC, 16-11 $\frac{3}{4}$ "; Shelly Woodside, L, 16-10; Pam Patrick, SOSC, 15-10 $\frac{3}{4}$ "; Sandy Duchow, L&C, 15-10 $\frac{1}{4}$ "; Chris Chua, NNC, 14-6 $\frac{3}{4}$.

400 RELAY - University of Portland, 49.2; Linfield, 49.7; Western Oregon, 50.2; Southern Oregon, 51.0; Willamette, 51.6; Lewis & Clark, 51.9.

MILE RELAY - Linfield, 3:59.4; University of Portland, 4:00.4; Western Oregon, 4:04.1; Willamette, 4:04.3; Southern Oregon, 4:07.3.

2 MILER - Western Oregon, 9:50.0; Lewis & Clark, 10:32.7; Willamette, 11:16.0.

SPRINT MEDLEY RELAY - University of Portland, 1:50.8; Linfield, 1:51.9; Willamette, 1:54.2; Southern Oregon, 1:54.8; Lewis & Clark, 1:55.5; Western Oregon, 1:55.6.

MEN

DISTRICT TRACK & FIELD CHAMPIONSHIPS - GEORGE FOX - May 10 & 11, 1985

TEAM SCORES - Western Oregon 153; Willamette 140; Linfield 119; Lewis & Clark 97; Southern Oregon 90; George Fox 70; Northwest Nazarene 43; Pacific 0.

100 METERS - Tom Mell, L&C, 10.6; Torrae Harry, WOSC, 10.6; Rich Torquato, WU, 10.7; Greg Beery, L&C, 10.8; Brian Gillstrap, WU, 10.9; Kelly Ferrenburg, L, 11.0.

200 METERS - Greg Will, L, 21.9; Torrae Harry, WOSC, 22.0; Tom Mell, L&C, 22.1; Karlin Findling, WOSC, 22.2; Greg Beery, L&C, 22.6; Tim Biamont, WOSC, 22.7.

400 METERS - Karl Findling, WOSC, 48.5; Jim Fahey, WOSC, 49.1; Mike Gilbert, NNC, 49.2; Sid Elliott, WU, 49.3; Dean Raan, GF, 49.5; David Searce, WU, 49.7.

800 METERS - Tom Geiger, L&C, 1:53.7; Rob MacGinnittie, WU, 1:53.8; John Mike McHugh, WOSC, 1:54.9; Brandt Lind, WOSC, 1:55.6; Mike Dixon, WOSC, 1:56.0; Steve Uomini, WU, 1:56.7.

1500 METERS - Jesse Gore, L, 3:53.8; Brandt Lind, WOSC, 3:56.2; Dave Beck, SOSC, 3:58.0; Andy Mitchell, WU, 3:59.7; Mark Mohnen, WOSC, 4:00.2; Ken James, WOSC, 4:00.8.

5000 METERS - Mike Friess, L, 14:47.2; Joe Alward, L, 14:57.8; James Wyatt, L, 14:59.5; David Gilroy, WU, 15:01; Paul Yunker, WU, 15:20; Bob Frost, L, 15:22.2.

10,000 METERS - James Wyatt, L, 31:47; Paul Yunker, WU, 31:50; David Gilroy, WU, 31:54; Bob Frost, L, 32:17; Ray Whitlow, L, 32:18; Jeff Wilson, L&C, 32:47.

110 METER HIGH HURDLES - Adolphus Onus, GF, 14.1; Tim Rupp, SOSC, 15.0; Curtis Thorne, WU, 15.1; Tyler Graham, WU, 15.1; Bob DeVyldere, WU, 15.5; Craig McKee, WU, 15.8.

400 METER INTERMEDIATE HURDLES - Dave Erickson, L, 53.6; Bob DeVyldere, WU, 54.1; Tim Rupp, SOSC, 55.1; Tyler Graham, WU, 55.4; Scott Wallace, NNC, 56.7; Dave Driesner, GF, 57.8.

STEEPLECHASE(3000M) - John Oord, NNC, 9:31.5; James Edmark, WU, 9:32.7; Ken James, WOSC, 9:37.5; Duke Ritenhouse, L&C, 9:42.0; Ron Ares, L&C, 9:47.3; Tom Geiger, L&C, 9:52.2.

JAVELIN - Mike Keisur, WOSC, 219-10; Dave Wagner, L, 212-4; Eric Nelson, WOSC, 208-5; Doug Ladd, WOSC, 205-9; Brad Bales, WU, 201-8; Doug Edwards, NNC, 199-1.

DISCUS - Jim Parker, SOSC, 154-5; Deron Lord, L&C, 153; Nathan Whitham, GFC, 151-5; Randy Settell, SOSC, 150-4; Mike Watta, GFC, 148-6; Paul Maddox, GFC, 145-7.

SHOTPUT - Randy Settell, SOSC, 53-1 1/2; Ivan Jim Parker, SOSC, 52-2 1/4; David Novotney, WU, 51-9; Mike Pressley, L&C, 51-5 3/4; Deron Lord, L&C, 48-9 3/4; Hank Wyborne, NNC, 44-11 1/2.

HAMMER - Derron Lord, L&C, 160-6; Scott Polen, WOSC, 157-10; Nathan Whitham, GFC, 156-4; Larry Burris, WOSC, 151-11; Jim Gorman, WU, 151-9; Kyle Kobow, Lin, 148-7;

HIGH JUMP - Joe Hill, SOSC, 6-8 1/2; Keith Wigley, GFC, 6-5; Larry Conaway, WOSC, 6-3; Shaun Granger, SOSC, 6-1; Pat Meyer, L&C, 6-1; Scott Healy, WU, 5-11.

POLE VAULT - Kevin Taylor, SOSC, 14-6; Randy Coombs, L&C, 13-10; Mike Gilbert, NNC, 13-6; Doug Edwards, NNC, 13-6; Kelly Carter, WOSC, 13-6; Ken Helm, WU, 13-6.

LONG JUMP - Larry Conaway, WOSC, 22-4 3/4; Kevin Connors, WU, 22-3; Kelly Ferrenburg, Lin, 21-10 1/2; Dave Erickson, Lin, 21-9 1/2; Randy Folker, WU, 21-6; Ron Mobley, WOSC, 21-4.

TRIPLE JUMP - Kevin Connors, WU, 47-3; Jeff Bowman, Lin, 44-4 1/2; John Prevedello, Lin, 44-4; Kele Marsters, Lin, 43-7 1/2; Shaun Granger, SOSC, 42-7 1/2; Scott Anderson, WOSC, 42-1.

400 RELAY - Western Oregon, 41.9; Lewis & Clark, 42.2; Willamette, 43.2; Southern Oregon, 43.9; Northwest Nazarene, 45.3.

MILE RELAY - Western Oregon, 3:19.2; George Fox 3:19.4; Willamette, 3:22.7; Northwest Nazarene, 3:24.0; Linfield, 3:24.3; Lewis & Clark, 3:24.3.

10K WALK - Trent Jones, L&C, :51:19.6; Randy Jacobs, WU, :51:21.2; Jeff Kilday, WU, :58:11.9; Dan Price, GFC, :59:40.8; Mark Willaman, SOSC, 1:00:55.0; Troy O'Donnell, WU, 1:02:18.4.

EASTERN OREGON

Women's Coach:
Daniel Kavet

- 101. Evers, Diane
- 102. McCadden, Dixie
- 103. O'Leary, Megan

Men's Coach: Daniel Kavet

- 101. Beetchenow, Randy
- 102. Clair, Fred
- 103. Jensen, Eric
- 104. Miller, Corey
- 105. Rankin, Ken
- 106. Reich, Phil

GEORGE FOX COLLEGE

Women's Coach:
Rich Allen

- 110. Fox, Denise
- 111. Funk, Cheryl
- 112. Roley, Nancy
- 113. Wilkinson, Karen
- 114. Wittenberg, Paula
- 115. Woolsey, Sue

Men's Coach: Rich Allen

- 110. Ball, Scott
- 111. Blanchette, Rich
- 112. Dahlin, Tim
- 113. Elkins, Dave
- 114. Fuls, Jerry
- 115. Gildehaus, Jerred
- 116. Graham, Steve
- 117. Harrison, Les
- 118. Hyatt, Tim
- 119. Larabee, Dwight
- 120. Maddox, Paul
- 121. Mueller, David
- 122. Price, Dan
- 123. Protzman, Mark
- 124. Stanton, Kevin
- 125. Swigart, Randy
- 126. Watts, Mike
- 127. Wigley, Keith

LINFIELD COLLEGE

Women's Coach:
Rudy Pearson

- 140. Beeman, Teresa
- 141. Bristow, Laurie
- 142. Gosso, Lori
- 143. Halter, Kim
- 144. Johnson, Petra
- 145. Lind, Lisa
- 146. Mortensen, Janet
- 147. Stevens, Tina
- 148. Thatcher, Angela
- 149. Tepper, Mary
- 150. Thomson, Mary
- 151. Wambach, Katie
- 152. Woodside, Shelly
- 153. Young, Karin

Men's Coach:
George Oja

- 150. Absalon, Erick
- 151. Alward, Joseph
- 152. Anderson, Bryant
- 153. Brown, Curtis
- 154. Caster, Brian
- 155. Culbert, Greg
- 156. Dean, Douglas
- 157. DeYoung, William
- 158. Ferrenburg, Kelly
- 159. Frost, Robert
- 160. Garvey, Mark
- 161. Hodl, David
- 162. Kennedy, Michael
- 163. Killinger, Philip
- 164. McDonald, Kelly
- 165. McGuire, Emmett
- 166. Marsters, Kele
- 167. O'Leary, Dan
- 168. Prevedello, John
- 169. Reason, Randy
- 170. Scanlon, Bruce
- 171. Ussery, Keith
- 172. Voyles, Scott
- 173. Whitlow, Raymond
- 174. Will, Greg

LEWIS & CLARK COLLEGE

Women's Coach:
David Fix

- 120. Ardinger, Liz
- 121. Bolger, Amy
- 122. Crouch, Kathleen
- 123. Duchow, Sandy
- 124. Finaly, Meg
- 125. Johnson, Leslie
- 126. Kurtz, Kathryn
- 127. Lampkin, Teresa
- 128. Larsen, Kari
- 129. Lowell, Sarah
- 130. McLeod, Jamie
- 131. Mitchelmore, Kathy
- 132. Murray, Susan
- 133. Perry, Nicole
- 134. Reaney, Shereen
- 135. Thomas, Michelle
- 136. Underwood, Laurie

Men's Coach:
David Fix

- 130. Ares, Ron
- 131. Baker, Rocky
- 132. Clark, Tim
- 133. Coombs, Randy
- 134. Crandall, Robert
- 135. Geiger, Tom
- 136. Gustovich, Donald
- 137. Houts, Jeff
- 138. Jones, Trent
- 139. Mamizuka, Harry
- 140. Mell, Tom
- 141. Reynolds, Kirk
- 142. Ritenhouse, Duke
- 143. Robinson, Robbie
- 144. Thomas, Chuck

NORTHWEST NAZARENE

Women's Coach:
Paul Taylor

160. Carpenter, Karen
161. Chua, Chris
162. Duncan, Holly
163. Lafferty, Carolyn
164. Zellmer, Jana

Men's Coach:
Paul Taylor

180. Curl, Steve
181. Edwards, Doug
182. Gilbert, Mike
183. Huemoeller, Dale
184. Maves, Randy
185. Morris, Jim
186. Sievers, Tim
187. White, Shawn
188. Wright, Kevin
189. Wyborne, Hank

UNIV. OF PORTLAND

Women's Coach:
Bud Calbreath

170. Buhler, Cathy
171. Hillenkamp, Mary
172. Johnson, Laura
173. Johnston, Kristy
174. Kosctics, Theresa
175. Manning, Ann
176. Wilhelms, Karen

SOUTHERN OREGON

Women's Coach:
Monty Cartwright

180. Cartwright, Dyan
181. Dodson, Mary
182. Doyle, Karen
183. Ettner, Kris
184. Garrison, Debbie
185. Hiatt, Kathy
186. Laws, Christie
187. Olson, Linda
188. Page, Bobi
190. Staat, Kathy
190. Wagner, Lori
191. Ward, Sandi

Men's Coach:
Monty Cartwright

200. Beck, Dave
201. Bishop, Mike
202. Bransom, D.J.
203. County, Michael
204. Dovenberg, Cary
205. Eugene, John
206. Granger, Shawn
207. Grundseth, Alejandro
208. Hill, Devin
209. Hill, Joe
210. Holbrook, Brad
211. Kordich, James
212. Martin, Scott
213. McGuire, Eric
214. Mills, Tom
215. Parker, Ivan
216. Perkins, Allen
217. Rupp, Tim
218. Sakon, Joshua
219. Taylor, Kevin
220. Thomas, Todd
221. Wardwell, Arnold
222. Westphal, Mark
223. Willaman, Mark

WESTERN OREGON

Women's Coach:
Don Spinas

200. Aho, Patty
201. Barnhurst, Debbie
202. Benningfield, C.
203. Bryne, Melonie
204. Dick, Debra
205. Dimick, Julie
206. Gunis, Maria
207. Hannon, Teresa
208. Howard, Rodona
209. Hudson, JoAnne
210. Jensen, Sharon
211. Jester, Dana
212. Knobel, Kris
213. Lovejoy, Kelley
214. O'Leary, Julie
215. O'Leary, Kathryn
216. Osborn, Kellie
217. Richardson, Julia
218. Rooth, Jennifer
219. Seuell, Cathy
220. Smoot, Kim
221. Wegener, Sharon
222. Wright, Kelley
223. Young, Tamara

Men's Coach:
Don Spinas

230. Anderson, Scott
231. Biamont, Tim
232. Brajick, Jack
234. Burke, George
235. Clark, Gerald
236. Coblens, Glen
237. Conaway, Larry
238. Davenport, Dan
239. Esse, Ed
240. Fahey, Jim
241. Findling, Karl
242. French, Dwight
243. Hargett, Kurt
244. Harry, Torrea
245. Highberger, Kelly
246. Hill, Glen
247. Hixson, Brian
248. Holmes, James
249. Jacobs, Jeff
250. Jordon, Dave
251. Keizur, Mike
252. Lind, Brandt
253. Lydum, Matt
254. McClelland, Mike

WESTERN OREGON CONT.

255. Mobley, Ron
256. Moreland, Dick
257. Paulson, Tom
258. Pierson, Linn
259. Polan, Scott
260. Reick, Brian
261. Schrock, Jon
262. Sele, Jason
263. Sorenson, Soren
264. Steffey, Chance
265. Taylor, Les
266. Tilgner, wes
267. Weddle, Larry
268. Woosley, Tad

WILLAMETTE UNIVERSITY

Women's Coach:
Chuck Bowles

230. Alexander, Spring
231. Arens, Pam
232. Baird, Shannon
233. Blum, Julie
234. Bush, Lea
235. Cammack, Kelli
236. Crisifulli, Kara
237. Fishback, Marilyn
238. Gakstatter, Amy
239. Jones, Karla
240. Klein, Kim
241. Lang, Kelli
242. Nielson, Jennifer
243. Peterson, Kristin
244. Simon, Crystal

Men's Coach:
Chuck Bowles

270. Carman, pat
271. Catalani, Rick
272. Coleman, Jay
273. Connors, Kevin
274. DeVyldere, Bob
275. Edmark, James
276. Folker, Randy
277. Gilroy, David
278. Gorman, Jim
279. Healy, Scott
280. Helm, Ken
281. Jacobs, Randy
282. Joelson, Greg
283. Kelly, Kevin
284. Kliewer, Rob
285. LaPray, Sam
286. Libert, Andy
287. Lorenz, Rusty
288. MacGinnitie, Rob
289. McKee, Craig
290. Mitchell, Andy
291. O'Donnell, Troy
292. Searce, David
293. Sommer, Doug
294. Smartt, Scott
295. Torquato, Rich
296. Uomini, Steve
297. Winn, Doug

NAIA DISTRICT #2 TRACK & FIELD CHAMPIONSHIPS - 1986
WOMEN'S ENTRY LIST

(6)

100m DASH		13.0
<hr/>		
Sheren Wegener	WO	12.4
Kelley Wright	WO	12.4
Cathy Sewell	WO	12.4
Petra Johnson	Lin	12.6
Kim Klein	Will	12.92a
Sharon Jensen	WO	12.7
Linda Olson	SO	12.7
Mary Tepper	Lin	12.8
Mary Dodson	SO	12.9
<hr/>		
Lori Gosso	Lin	13.1
Shereen Reaney	L&C	13.36a
Karla Jones	Will	13.37a
Carolyn Lafferty	NNC	13.2
Crystal Simon	Will	13.3

(9)

200m DASH		27.1
<hr/>		
Kelley Wright	WO	25.8
Sheren Wegener	WO	25.9
Carolyn Lafferty	NNC	26.2
Petra Johnson	Lin	26.64a
Cathy Sewell	WO	26.5
Kim Klein	Will	26.77a
Sharon Jensen	WO	26.6
Cathy Buhler	UP	26.6
Nicole Perry	L&C	26.89a
Kari Larson	L&C	26.93a
Mary Tepper	Lin	26.7
Shelly Woodside	Lin	26.9
Karla Jones	Will	26.9
Christie Lawson	SO	26.9
Kathy Staat	SO	27.0
<hr/>		
Crystal Simon	Will	27.7
Diane Williams	SO	27.8
Lisa Lind	Lin	27.9
Holly Duncan	NNC	28.1

DIANE EVERS EOSC 28.2

Top 3 in each heat
plus 2 fastest times

(5)

400m DASH		1:03.8
<hr/>		
Kelley Wright	WO	59.0
Kari Larson	L&C	59.93a
Nicole Perry	L&C	59.97a
Sheren Wegener	WO	59.8
Christie Lawson	SO	1:00.5
Mary Tepper	Lin	1:00.6
Julie Blum	Will	1:01.6
<hr/>		
Holly Duncan	NNC	1:04.1
Diane Evers	EO	1:04.3
Kathy Staat	SO	1:05.2
Diane Williams	SO	1:05.6
Spring Alexander	Will	1:05.7
Karen Doyle	SO	1:07.0
Petra Johnson	Lin	NM

(12) final

800m RUN		2:23.3
<hr/>		
Julie Blum	Will	2:21.09a
Kathryn O'Leary	WO	2:21
Joanne Hudson	WO	2:21
Meg Finaly	L&C	2:22.0
Patty Aho	WO	2:22.2
Kelli Cammack	Will	2:22.4
Jennifer Neilson	Will	2:22.8
<hr/>		
Theresa Kosctics	UP	2:23.68a
Tammy Young	WO	2:25
Janet Mortensen	Lin	2:25.3
Kristin Peterson	Will	2:26.9
Jennifer Rooth	WO	2:28
Spring Alexander	Will	2:29.1
Jana Zellmer	NNC	2:30.2

Kadanne Howard WO 2:28

1500m RUN 4:58.1

Ann Manning	UP	4:34.57a
Laura Johnson	UP	4:34.4
Kara Crisifulli	Will	4:37.8
Jennifer Neilson	Will	4:48.7
Julie O'Leary	WO	4:52
Kathryn O'Leary	WO	4:53
Kristin Peterson	Will	4:53.2
Janet Mortenson	Lin	4:55.3
Angela Thatcher	Lin	4:55.5
Kris Knobel	WO	4:57.6

Kelli Cammack	Will	4:58.7
Nancy Roley	GF	5:04
Laurie Bristow	Lin	5:04.4
Megan O'Leary	EO	5:17.3
Kathy Hiatt	SO	5:21
Justin Richardson	WO	4:59

3000m RUN 10:39.8

Ann Manning	UP	9:28.62a
Kara Crisifulli	Will	10:04.0
Mary Hillenkamp	UP	10:04.6
Julie O'Leary	WO	10:14
Kristin Peterson	Will	10:22.2
Karen Wilhelms	UP	10:35.0

Angela Thatcher	Lin	10:41.9
Jennifer Neilson	Will	10:50.0
Laurie Bristow	Lin	10:55.2
Laura Johnson	UP	10:57.0 9:57
Kathy Mitchelmore	L&C	10:58.3
Marilyn Fishback	Will	11:00.2
Nancy Roley	GF	11:07.4
Laurie Underwood	L&C	11:10.38a
Megan O'Leary	EO	11:19.0
Kristy Johnston	UP	10:22
Cathy Hiatt	SO	11:53

5000m RUN 19:17.1

Kristy Johnston	UP	17:28.7
Kara Crisifulli	Will	17:48.51a
Marilyn Fishback	Will	18:24.5
Kristin Peterson	Will	18:46.7
Julie Dimick	WO	18:47
Laurie Bristow	Lin	18:58.36a
Kathy Mitchelmore	L&C	19:13.01a

Laurie Underwood	L&C	19:28.42a
Shaun Benningfield	WO	19:43
Susan Murray	L&C	19:47.1
Kathryn Kurtz	L&C	20:54.23a
Teresa Beeman	Lin	NM
Megan O'Leary	EO	NM

NANCY Roley L&F Ann

10,000m RUN NS

Kara Crisifulli	Will	36:26.5
Marilyn Fishback	Will	38:17.4
Teresa Beeman	Lin	41:32.5
Susan Murray	L&C	42:19.00a
Nancy Roley	GF	NM
Shaun Benningfield	WO	NM

100m HURDLES 17.4

Shelly Woodside	Lin	15.32a
Linda Olson	SO	15.5
Sarah Lowell	L&C	15.6
Sharon Jensen	WO	15.6
Karen Wilkinson	GF	15.9
Melanie Bryne	WO	15.7
Lisa Lind	Lin	16.41a
Petra Johnson	Lin	16.2
Michelle Thomas	L&C	16.5
Kelli Lang	Will	16.5
Cathy Buhler	UP	16.7
Sandi Ward	SO	17.1
Liz Ardinger	L&C	17.3

400m HURDLES 1:13.0

Christie Lawson	SO	1:08.5
Michelle Thomas	L&C	1:08.92a
Mary Thomson	Lin	1:11.02a
Liz Ardinger	L&C	1:11.53
Linda Olson	SO	1:11.6
Kelli Lang	Will	1:11.6
Petra Johnson	Lin	NM
Sharon Jensen	WO	NM

400m RELAY NS

Western Oregon	50.2
Linfield	50.34a
Willamette	50.41a
Southern Oregon	50.6
Lewis & Clark	51.30a

1600m RELAY NS

Western Oregon	4:07
Willamette	4:11.24a
Linfield	4:11.6
Lewis & Clark	4:15.13a
Southern Oregon	4:25.7

800m MEDLEY RELAY		NS
Western Oregon	NM	
Willamette	NM	
Linfield	NM	
Lewis & Clark	NM	
Southern Oregon	NM	

HIGH JUMP		4-11
Lisa Lind	Lin	5-6
Amy Bolger	L&C	5-5
Amy Gakstatter	Will	5-5
Shannon Baird	Will	5-4.50
Kelley Lovejoy	WO	5-4
Melonie Bryne	WO	5-4
Maria Gunis	WO	5-1
Pam Arens	Will	5-0.50
Carolyn Lafferty	NNC	5-0.25
Cathy Buhler	UP	5-0
=====		
Karen Doyle	SO	4-10

LONG JUMP		15-9
Karla Jones	Will	18-1.50
Mary Dodson	SO	17-5
Shelly Woodside	Lin	17-1.25
Sharon Jensen	WO	17-1
Pam Arens	Will	16-7.75
Shereen Reaney	L&C	16-6.75
Teresa Hannon	WO	16-5.50
Cathy Buhler	UP	16-4.25
Sandy Duchow	L&C	16-3.50
Michelle Thomas	L&C	16-3
Amy Bolger	L&C	16-0.75
Teresa Lampkin	L&C	16-0.50
Lisa Lind	Lin	16-1.75
Karin Young	Lin	15-10
Carolyn Lafferty	NNC	16-10

TRIPLE JUMP		NS
Shelly Woodside	Lin	35-10.75
Sandy Duchow	L&C	33-11.25
Amy Bolger	L&C	32-10.50
Dyan Cartwright	SO	32-6
Chris Chua	NNC	31-10
Sarah Lowell	L&C	31-3.75
Teresa Hannon	WO	30-7.50
Debbie French	SO	29-2
Kelley Lovejoy	WO	28-2
Maria Gunis	WO	NM
Pam Arens	Will	NM

SHOT PUT		36-3
Paula Wittenberg	GF	38-10
Cheryl Funk	GF	38-7
Debbie Garrison	SO	38-5
Lea Bush	Will	38-2.75
Dana Jester	WO	38-2
Dixie McCadden	EO	38-1.50
=====		
Kelli Lang	Will	33-3.50
Melonie Byrne	WO	32-8

DISCUS THROW		111-9
Paula Wittenberg	GF	151-1
Lea Bush	Will	138-4
Dana Jester	WO	136-10
Karen Carpenter	NNC	132-10
Cheryl Funk	GF	121-7
Debbie Garrison	SO	119-0
Dixie McCadden	EO	117-9
Carolyn Lafferty	NNC	115-0

JAVELIN THROW		113-10
Denise Fox	GF	149-4
Chris Eltner	SO	143-0
Kim Halter	Lin	142-3
Lori Wagner	SO	139-0
Debbie Barnhurst	WO	138-8
Kellie Osborn	WO	134-0
Leslie Johnson	L&C	131-1
Debbie Garrison	SO	115-0
Bobbi Page	SO	114-10
=====		
Dixie McCadden	EO	112-11
Tina Stevens	Lin	109-1
Katie Wambach	Lin	108-11
Karen Carpenter	NNC	132-10

Sharon Jensen WO 112-2

NAIA DISTRICT #2 TRACK & FIELD CHAMPIONSHIPS - 1986
MEN'S ENTRY LIST

13

100m DASH		11.2
<hr/>		
Greg Will	Lin	10.4
Tom Mell	L&C	10.5
Rich Torquato	Will	10.5
Les Taylor	WO	10.5
Ron Mobley	WO	10.8
Kurt Hargett	WO	10.8
Tim Biamont	WO	10.8
Greg Joelson	Will	10.9
Curtis Brown	Lin	11.0
Tim Hyatt	GF	11.0
Dave Mueller	GF	11.0
Rusty Lorenz	Will	11.1
Kevin Connors	Will	11.1
Joe Hill	SO	11.1
David Searce	Will	11.2
John Prevedello	Lin	11.2
Tim Rupp	SO	11.2
<hr/>		
Kelly Ferrenburg	Lin	11.46a
Randy Maves	NNC	11.3
James Kordich	SO	11.4

10

200m DASH		22.8
<hr/>		
Greg Will	Lin	21.71a
Tom Mell	L&C	22.14a
Curtis Brown	Lin	22.1
Les Taylor	WO	22.1
Karl Findling	WO	22.1
Keith Ussery	Lin	22.3
Rich Torquato	Will	22.4
Tim Sievers	NNC	22.4
D.J. Bransom	SO	22.5
Dave Mueller	GF	22.6
Ron Mobley	WO	22.6
Tim Biamont	WO	22.6
David Searce	Will	22.7
Joe Hill	SO	22.8
Randy Coombs	L&C	22.96a
<hr/>		
Matt Linderman	Will	23.0
Sam Lapray	Will	23.0
Greg Joelson	Will	23.2
Tim Wyatt	GF	23.4

16

400m DASH		50.6
<hr/>		
David Searce	Will	49.18a
Karl Findling	WO	49.1
D.J. Bransom	SO	49.36a
Mike Gilbert	NNC	49.5
Keith Ussery	Lin	49.6
Les Taylor	WO	49.8
Rick Catalani	Will	50.1
Torrea Harry	WO	50.1
Jim Fahey	WO	50.1
Todd Thomas	SO	50.2
Tim Sievers	NNC	50.2
Steve Uomini	Will	50.3
<hr/>		
Tim Clark	L&C	50.87a
Rusty Lorenz	Will	50.9
Kevin Connors	Will	51.1

10

800m RUN		1:57.5
<hr/>		
Todd Thomas	SO	1:52.40a
Rob MacGinnitie	Will	1:53.24a
Tom Geiger	L&C	1:54.22a
Ed Esse	WO	1:54
Steve Uomini	Will	1:54.5
Wes Tilgner	WO	1:55
Dave Beck	SO	1:56.3
Brandt Lind	WO	1:56.9
Andy Mitchell	Will	1:57.1
<hr/>		
Rocky Baker	L&C	1:59.07a
Randy Swigart	GF	2:00.3
Mike Bishop	SO	2:00.7
Scott Voyles	Lin	2:01.4
Mark Westphal	SO	2:01.5
Phil Reich	EO	2:08.7
Eric Jensen	EO	2:11.5

(12)

1500m RUN 4:02.2

Wes Tilgner	WO	3:54
Joe Alward	Lin	3:56.03a
Todd Thomas	SO	3:57.62a
Andy Mitchell	Will	3:58.2
Tad Woosley	WO	3:59
Mike Kennedy	Lin	4:00.44a
Ron Ares	L&C	4:00.67a
Tom Geiger	L&C	4:00.87a
Jason Sele	WO	4:00
Brandt Lind	WO	4:01
David Jordan	WO	4:01
Dave Beck	SO	4:01.8

Rob MacGinnitie	Will	4:05.9
Brad Holbrook	SO	4:07.3
Scott Ball	GF	4:08.1
Mike Bishop	SO	4:09.9
Mark Protzman	GF	4:13.6
Eric Jensen	EO	4:43.2

Dan O'Leary L 4:08.1
Sam Shuck WO 4:12

3000m STEEPLECHASE (9) 9:52.1

Ron Ares	L&C	9:17.42a
James Edmark	Will	9:27.37a
Jason Sele	WO	9:20
Duke Ritenhouse	L&C	9:33.5
Tom Geiger	L&C	9:39.9
Kirk Reynolds	L&C	9:40.68a
Scott Ball	GF	9:45.5
Mike Kennedy	Lin	9:46.0

Doug Wian	Will	9:56.02a
Robert Crandall	L&C	9:56.52a
Brad Holbrook	SO	10:09.0
Dan Price	GF	10:11.5 10:03.5
Brian Reick	WO	10:14

5000m RUN 15:23.4

Joe Alward	Lin	14:34.0
Wes Tilgner	WO	14:45
Tad Woolsey	WO	14:52
Dan O'Leary	Lin	15:03.1
David Gilroy	Will	15:03.9
James Edmark	Will	15:04.7
Mike Kennedy	Lin	15:11.19a
Kirk Reynolds	L&C	15:13.5
Ray Whitlow	Lin	15:17.9
David Jordan	WO	15:22

Jerred Gildehaus	GF	15:24.1
Kevin Wright	NNC	15:27.7
Andy Libert	Will	15:28.5
Duke Ritenhouse	L&C	15:29.6
Greg Miller	EO	15:31.2
Bob Frost	Lin	15:32.5
Robert Crandall	L&C	15:32.8
Joshua Sacon	SO	15:35
Ron Ares	L&C	15:39.1
Doug Winn	Will	15:42.6
Dwight Larabee	GF	15:45.0
Jay Coleman	Will	15:48.9
Kevin Kelly	Will	15:56.0
Brian Reick	WO	16:29
Mike Bishop	SO	NM

10,000m RUN 33:13.0

Greg Miller	EO	31:36.4
Kirk Reynolds	L&C	31:46.34a
Ray Whitlow	Lin	31:57.4
Andy Libert	Will	32:12.56a

Bob Frost	Lin	33:32.0
Kevin Kelly	Will	33:56.0
David Gilroy	Will	NM
Jay Coleman	Will	NM
Dwight Larabee	GF	NM
Jerred Gildehaus	GF	NM
Mike Kennedy	Lin	NM
Dan O'Leary	Lin	NM
Joshua Sacon	SO	NM
Mike Bishop	SO	NM
Tom Mills	SO	NM
Kevin Wright	NNC	NM

110m HURDLES 4 15.9

Tim Rupp	SO	14.8
Sam Lapray	Will	14.9
Rusty Lorenz	Will	15.0
Keith Wigley	GF	15.1
Kevin Taylor	SO	15.2
Larry Conaway	WO	15.2
Bob DeVylde	Will	15.6
Craig McKee	Will	15.8

Tim Dahlin	GF	16.0
Dave Hodl	Lin	16.2

400m HURDLES 8 57.4

Bob DeVylde	Will	53.47a
Randy Reason	Lin	53.99a
Sam Lapray	Will	55.7
Randy Folker	Will	55.9
Bruce Scanlon	Lin	56.3
Tim Rupp	SO	56.5
Craig McKee	Will	57.3

Rich Blanchette	GF	58.5
Tim Dahlin	GF	58.9
Jeff Jacobs	WO	59.96a

Tim Clark L&C NM

Nike Gilbert MK 55.7

Glen Cephus WO 6.7

400m RELAY NS

Western Oregon	41.8
Linfield	42.30a
Willamette	42.3
Lewis & Clark	43.10a
Southern Oregon	43.7
George Fox	43.8
Northwest Nazarene	44.1

1600m RELAY 7 NS

Linfield	3:19.87a
Western Oregon	3:19.9
Willamette	3:21.76a
Lewis & Clark	3:27.02a
Southern Oregon	3:27.7
Northwest Nazarene	3:28.2
George Fox	3:30.8

HIGH JUMP 6-1

Joe Hill	SO	6-8
Shawn Granger	SO	6-8
Rusty Lorenz	Will	6-7.25
Dwight French	WO	6-6.75
Keith Wigley	GF	6-6.25
Larry Conaway	WO	6-5
Rob Kliever	Will	6-4
Kevin Connors	Will	6-3.25
Scott Healy	Will	6-3
Pat Carmen	Will	6-2
Jim Holmes	WO	6-2
Bryant Anderson	Lin	6-2
Tim Sievers	NNC	6-2

Dale Huemoeller	NNC	6-0
-----------------	-----	-----

POLE VAULT 13-2

Kevin Taylor	SO	15-7
Rusty Lorenz	Will	14-1.25
Randy Coombs	L&C	14-0
Keith Wigley	GF	14-0
Scott Healy	Will	13-8
Larry Conaway	WO	13-7
Ken Helm	Will	13-6
Mike Gilbert	NNC	13-6
Scott Anderson	WO	13-6
Cary Dovenberg	SO	13-6
Dave Elkins	GF	13-2

Jeff Hours	L&C	13-0
Doug Edwards	NNC	13-0
Devon Hill	SO	12-6
Steve Graham	GF	12-6
Larry Weddle	WO	12-6
Erick Absalon	Lin	NM

LONG JUMP		21-5
Ron Mobley	WO	23-2
Joe Hill	SO	22-8
Larry Conaway	WO	22-6
Kurt Hargett	WO	22-1.75
Kelly Ferrenburg	Lin	22-1
Kevin Connors	Will	22-1
Jerry Fuls	GF	21-9.50
Randy Coombs	L&C	21-8.50
Steve Graham	GF	21-5

=====		
Randy Folker	Will	20-11.50
Keith Wigley	GF	20-10.50
John Eugene	SO	20-10
Les Harrison	GF	20-9.50
James Kordich	SO	20-6
Tim Hyatt	GF	20-5
Scott Healy	Will	20-3

TRIPLE JUMP		42-9
Kevin Connors	Will	48-0
Kele Marsters	Lin	46-3.25
John Prevedello	Lin	45-3
Scott Anderson	WO	44-0
Keith Wigley	GF	43-9
Jerry Fuls	GF	43-3.50
Dwight French	WO	42-10.75

=====		
Robbie Robinson	L&C	42-6
Shawn Granger	SO	42-4.50
John Eugene	SO	41-1
James Kordich	SO	41-1
Donald Gustovich	L&C	40-8.75
Scott Smartt	Will	40-6.50

SHOT PUT		46-9
Ivan Parker	SO	56-5.50
Michael County	SO	48-4
Kelley Highberger	WO	48-0
Arnold Wadwell	SO	47-11
Hank Wyborne	NNC	47-8
Soren Sorenson	WO	47-3.50
Kelly McDonald	Lin	46-10

=====		
Matt Lydum	WO	45-11
Mike Watts	GF	45-5
Randy Beetchnow	EO	43-1
Brian Caster	Lin	42-10
Bill DeYoung	Lin	42-3
Jim Gorman	Will	42-1
Ken Rankin	EO	40-2
Rusty Lorenz	Will	38-11.75
Doug Sommer	Will	38-9.25

DISCUS THROW		140-5
Soren Sorenson	WO	159-3
Ivan Parker	SO	158-4
Mike Schaan	SO	155-4
Paul Maddox	GF	152-10
Mike Watts	GF	148-11
Kelly McDonald	Lin	147-9
Doug Sommer	Will	147-3
Brian Caster	Lin	141-8

=====		
Steve Curl	NNC	139-5
Arnold Wardwell	SO	138-7
Eric McGuire	SO	136-10
Scott Polen	WO	135-8
Greg Culbert	Lin	134-3
Rusty Lorenz	Will	131-7
Phil Killinger	Lin	128-10
Randy Beetchnow	EO	127-8
Ken Rankin	EO	117-2

JAVELIN THROW		171-0
Bob George	SO	222-0
Michael County	SO	201-11
Mike Keizur	WO	198-0
Allen Perkins	SO	191-9
Doug Edwards	NNC	187-9
Cary Dovenberg	SO	184-6
Rich Blanchette	GF	177-10
Rusty Lorenz	Will	174-8
Dave Mueller	GF	173-7
Mark Garvey	Lin	171-8
Mike Watts	GF	169-0
Doug Dean	Lin	166-2
Jim Morris	NNC	164-5
Scott Healy	Will	162-2
Ken Rankin	EO	154-5
Kevin Connors	Will	151-10
Larry Conaway	WO	NM

HAMMER THROW		143-2
--------------	--	-------

Glen Hill	WO	183-8
Brian Caster	Lin	175-11
Phil Killinger	Lin	166-7
Scott Polen	WO	165-9
Jim Gorman	Will	161-0
Doug Dean	Lin	156-8
Soren Sorenson	WO	153-0
Mike Watts	GF	152-2
Dave Elkins	GF	147-0
Mike McClelland	WO	146-8
Ivan Parker	SO	144-0


Matt Lydum	WO	138-4
Kelly McDonald	Lin	134-2 145-8
Doug Sommer	Will	128-7

10,000m WALK		NS
--------------	--	----

Randy Jacobs	Will	49:16.0
Trent Jones	L&C	49:59.2
Fred Clair	EO	54:11.5
Troy O'Donnell	Will	NM
Dan Price	GF	NM
Mark Willaman	SO	NM
Tom Mills	SO	NM
Ali Grundseth	SO	NM

32nd ANNUAL

DISTRICT 2 TRACK & FIELD CHAMPIONSHIPS



May 9-10, 1986

NAIA DISTRICT CHAMPIONSHIPS

May 8-9-10, 1986

Time Schedule

Thursday, May 8th

Confirmation Meeting

Friday, May 9, 1986

10:30 Hammer Throw (M) @WOSC
 12:00 Discus Throw (W,M)
 Long Jump (M,W)
 800 Medley Relay (W)
 12:15 10,000 (M)
 12:55 10,000 (W)
 1:45 3000 (W)
 2:00 High Jump (M)
 2:05 High Hurdles Heats (W,M)
 2:25 400 Heats (W,M)
 2:45 100 Heats (W,M)
 3:05 800 Heats (W,M)
 3:25 400 Hurdle Heats (W,M)
 3:45 200 Heats (W,M)
 4:05 Steeplechase (M)
 5:00 Coaches Meeting

Saturday, May 10

12:00 Shotput (M,W)
 Javelin (W,M)
 Pole Vault (M)
 10,000 WALK
 High Jump (W)
 Triple Jump (M,W)
 1:30 400 Relay (Women, then men,
 all running events)
 1:45 1500
 2:00 High Hurdles
 2:15 400
 2:30 100
 2:45 800
 3:00 400 Hurdles
 3:15 200
 3:30 5000
 4:15 1600 Relay
 4:30 Team Championship Awards

NAIA DISTRICT #2 TEAM CHAMPIONS
TRACK & FIELD

MEN'S TEAMS

1955	Lewis & Clark	Eldon Fix
1956	Lewis & Clark	Eldon Fix
1957	Lewis & Clark	Eldon Fix
1958	Lewis & Clark	Eldon Fix
1960	Portland State	Ralph Davis
1961	Portland State	Ralph Davis
1962	Southern Oregon	Dan Bulkley
1963	Southern Oregon	Dan Bulkley
1964	Southern Oregon	Dan Bulkley
1965	Lewis & Clark	Eldon Fix
1966	Lewis & Clark	Eldon Fix
1967	Lewis & Clark	Eldon Fix
1968	Lewis & Clark	Eldon Fix
1969	Lewis & Clark	Eldon Fix
1970	Oregon College	Don Spinas
1971	Oregon College	Don Spinas
1972	Oregon College	Don Spinas
1973	Oregon College	Don spinas
1974	Oregon College	Don Spinas
1975	Linfield	John Knight
1976	Linfield	John Knight
1977	Lewis & Clark	Eldon Fix
1978	Lewis & Clark	Eldon Fix
1979	Southern Oregon	Stan Goodell
1980	George Fox	Rich Allen
1981	Lewis & Clark	Eldon Fix
1982	Willamette	Charles Bowles
1983	Willamette	Charles Bowles
1984	Willamette	Charles Bowles
1985	Western Oregon	Don Spinas

WOMEN'S TEAMS

1983	Willamette	Charles Bowles
1984	Willamette	Charles Bowles
1985	Portland	Mike Johnson

NAIA DISTRICT 2 RECORDS (Women)

100	12.1	Antonette Blythe	Northwest Nazarene	1983
200	25.8	Tammy Moland	Willamette	1983
400	58.7	Kelly Wosepka	U. of Portland	1983
800	2:16.3	Julie Blum	Willamette	1985
1500	4:33.3	Ann Manning	Portland	1985
3000	9:33.6	Ann Manning	Portland	1985
5000	16:58.8	Clare Krill	Portland	1985
10000	37:41.1	Molly Ostlund	Portland	1985
100 HH	15.3	Lisa Jacobs	Lewis & Clark	1985
400 LH	1:03.1	Petra Johnson	Linfield	1985
400 Relay	49.1	Galloway, Wirth Johnson, Blythe	Northwest Nazarene	1983
Mile Relay	3:59.4		Linfield	1985
Long Jump	18-2 3/4	Cindy Fulks	Western Baptist	1983
High Jump	5-3 1/4	Melody Groeneveld	George fox	1983
Shot Put	44-3 1/4	Paige Daugherty	Lewis & Clark	1985
Discus	140-3	Wanda Strutko	Leiws & Clark	1985
Javelin	152-9	Sandy Bean	Southern Oregon	1985
Heptathlon	4547	Sharon Jensen	Western Oregon	1986
800M Medley	1:50.4	Moland, Klein, Slavich, Roth	Willamette	1984

NAIA DISTRICT 2 RECORDS (Men)

100	10.4	Greg Griffin	George Fox	1977
		Terry Hendrix	Southern Oregon	1983
200	21.1	Keith Shriver	Linfield	1969
		Mark Burt	Pacific	1976
400	47.2	Carl Shaw	Linfield	1976
800	1:50.8	Bruce Vogel	Oregon College	1972
1500	3:49.7	Steve Hills	Northwest Nazarene	1975
Steeplechase	8:53.9	Kelly Jensen	Southern Oregon	1978
5000	14:22.4	Steve Blikstad	George Fox	1979
10000	30:25.3	Don Stearns	Eastern Oregon	1981
110m H	14.0	Rick Fergesen	Lewis & Clark	1977
400m I.H.	52.1	Tim Gilbert	Northwest Nazarene	1978
400 Relay	41.7	Carter, Lazelle Smith, King Koroma, Reynolds Neeley, Griffin	Linfield	1976
Mile Relay	3:14.8	Lazelle, Minors Carter, Shaw	Goerge Fox	1978
Shotput	56-5 1/2	Ken Patera	Portland State	1963
Discus	170-11	Harland Yriarte	Southern Oregon	1969
Javelin	249-6	Tony Grant	Oregon Tech	1972
Hammer	168-11	Scott Burkhart	Lewis & Clark	1975
High Jump	6-10 1/4	Scott Wallace	Willamette	1980
Long Jump	23-11 1/4	Karl Koenig	Oregon College	1978
Triple Jump	48-10 1/4	Randy Jones	Pacific	1979
Pole Vault	15-7	Dave McDonald	George Fox	1969
Decathlon	7154	Mark Burt	Pacific	1976
Marathon	2:22:06	Larry Miller	Southern Oregon	1974
10000 Walk	48:35.5	Sam Shick	Lewis & Clark	1979

DISTRICT TRACK & FIELD CHAMPIONSHIPS - WILLAMETTE - May 10-11, 1985 (Women)

TEAM SCORES - Univ. of Portland, 143; Western Oregon, 133; Lewis & Clark, 93; Willamette, 77; Linfield, 76; Southern Oregon, 62; George Fox, 21; Northwest Nazarene, 17; Pacific, 9.

100 METERS - Sheron Wegener, WOSC, 12.5; Carrie Pizer, UP, 12.6; Lisa Nichols, L, 12.6; Cathy Buhler, UP, 12.6; Cathy Seuell, WOSC, 12.7; Shana Galloway, NNC, 12.8.

200 METERS - Sheron Wegener, WOSC, 26.5; Carrie Pizer, UP, 26.6; Cathy Seuell, WOSC, 26.9; Cathy Buhler, UP, 27.1; Chana Galloway, NNC, 27.2; Laurie Hanson, WOCS, NT.

400 METERS - Jeanette Blum, WU, 1:00.6; Radona Howard, WOSC, 1:04.7; Holly Duncan, NNC, 1:06.5.

800 METERS - Julie Blum, WU, 2:16.3; Ann Manning, UP, 2:16.6; Kathy Healey, WOSC, 2:19.7; Kathryn O'Leary, WOSC, 2:20.3; Lisa Sieverling, L, 2:20.3; Megan Finaly, L&C, 2:20.3.

1500 METERS - Ann Manning, UP, 4:33.3; Kristy Johnston, UP, 4:46.1; Julie O'Leary, WOSC, 4:50.3; Mary Hillenkamp, UP, 4:53.6; Janet Mortensen, L, 5:02.5, Kelli Cammack, WU, 5:03.8.

5000 METERS - Clare Krill, UP, 16:58.8; Kara Crisifulli, WU, 17:30.0; Molly Ostlund, UP, 18:04.8; Julie Mullin, UP, 18:47.9; Laurie Underwood, L&C, 19:31.0, Jenny Sanders, WU 19:32.7.

10,000 METERS - Molly Ostlund, UP, 37:41.1; Marilyn Fishback, WU, 40:05.9; Jenny Sanders, WU, 40:21.1; Tammy Jarolimek, WOSC, 41:26.3; Kathleen Welland, L&C, 41:49.8; Krista Dierks, WU, 42:04.0.

100 HURDLES - Lisa Jacobs, L&C, 15.3; Shelly Woodside, L, 15.8; Sarah Lowell, L&C, 15.9; Sharon Jensen, WOSC, 16.2; Gina Walker, SOSC, 17.6.

400 HURDLES - Petra Johnson, L, 1:03.1; Ila Amos, SOSC, 1:04.7; Linda Brock, UP, 1:05.8; Lisa Jacobs, L&C, 1:07.2; Sharon Jensen, WOSC, 1:08.6; Melinda Carter, NNC, 1:13.0.

3000 METERS - Ann Manning, UP, 9:33.6; Clare Krill, UP, 9:48.7; Kara Crisifulli, WU, 10:04.4; Kristy Johnston, UP, 10:08.4; Mary Hillenkamp, UP, 10:23.6; Julie Mullin, UP, 10:37.9.

JAVELIN - Sandy Bean, SOSC, 152'9"; Regina Norris, PAC, 149'4"; Cyd McCormick, WOSC, 143'2"; Debbie Barnhurst, WOSC, 141'7"; Karen Carpenter, NNC, 120'9".

DISCUS - Wanda Strutko, L&C, 140-3; Paula Wittenberg, GFC, 132-10; Debbie Garrison, SOSC, 127-10; Cyd McCormick, WOSC, 126-5; Paige Daugherty, L&C, 118; Torie Myers, PAC, 115.

SHOTPUT - Paige Daugherty, L&C, 44'3 $\frac{1}{4}$ "; Allyson Kendall, WOSC, 40'7"; Debbie Garrison, SOSC, 38'9 $\frac{1}{4}$ "; Robyn Mann, L&C, 37'10-3/4"; Paula Wittenberg, GFC, 37'8 $\frac{1}{4}$ "; Vickie Hissong, WOSC, 37'3".

HIGH JUMP - Sue Woolsey, GFC, 5'3"; Kathy Moore, WILL, 5'2"; Lisa Hertz, SOSC, 5'0"; Tisha Steimle, L&C, 4'10"; Kathleen Kincheloe, L, 4'10"; Sandy Duchow, L&C, 4'10".

LONG JUMP - Mary Dodson, SOSC, 17-0¼; Sharon Jensen, WOSC, 16-11 3/4"; Shelly Woodside, L, 16-10; Pam Patrick, SOSC, 15-10 3/4; Sandy Duchow, L&C, 15-10½; Chris Chua, NNC, 14-6 3/4.

400 RELAY - University of Portland, 49.2; Linfield, 49.7; Western Oregon, 50.2; Southern Oregon, 51.0; Willamette, 51.6; Lewis & Clark, 51.9.

MILE RELAY - Linfield, 3:59.4; University of Portland, 4:00.4; Western Oregon, 4:04.1; Willamette, 4:04.3; Southern Oregon, 4:07.3.

2 MILER - Western Oregon, 9:50.0; Lewis & Clark, 10:32.7; Willamette, 11:16.0.

SPRINT MEDLEY RELAY - University of Portland, 1:50.8; Linfield, 1:51.9; Willamette, 1:54.2; Southern Oregon, 1:54.8; Lewis & Clark, 1:55.5; Western Oregon, 1:55.6.

MEN

DISTRICT TRACK & FIELD CHAMPIONSHIPS - GEORGE FOX - May 10 & 11, 1985

TEAM SCORES - Western Oregon 153; Willamette 140; Linfield 119; Lewis & Clark 97; Southern Oregon 90; George Fox 70; Northwest Nazarene 43; Pacific 0.

100 METERS - Tom Mell, L&C, 10.6; Torrae Harry, WOSC, 10.6; Rich Torquato, WU, 10.7; Greg Beery, L&C, 10.8; Brian Gillstrap, WU, 10.9; Kelly Ferrenburg, L, 11.0.

200 METERS - Greg Will, L, 21.9; Torrae Harry, WOSC, 22.0; Tom Mell, L&C, 22.1; Karlin Findling, WOSC, 22.2; Greg Beery, L&C, 22.6; Tim Biamont, WOSC, 22.7.

400 METERS - Karl Findling, WOSC, 48.5; Jim Fahey, WOSC, 49.1; Mike Gilbert, NNC, 49.2; Sid Elliott, WU, 49.3; Dean Raan, GF, 49.5; David Searce, WU, 49.7.

800 METERS - Tom Geiger, L&C, 1:53.7; Rob MacGinnittie, WU, 1:53.8; John Mike McHugh, WOSC, 1:54.9; Brandt Lind, WOSC, 1:55.6; Mike Dixon, WOSC, 1:56.0; Steve Uomini, WU, 1:56.7.

1500 METERS - Jesse Gore, L, 3:53.8; Brandt Lind, WOSC, 3:56.2; Dave Beck, SOSC, 3:58.0; Andy Mitchell, WU, 3:59.7; Mark Mohnen, WOSC, 4:00.2; Ken James, WOSC, 4:00.8.

5000 METERS - Mike Friess, L, 14:47.2; Joe Alward, L, 14:57.8; James Wyatt, L, 14:59.5; David Gilroy, WU, 15:01; Paul Yunker, WU, 15:20; Bob Frost, L, 15:22.2.

10,000 METERS - James Wyatt, L, 31:47; Paul Yunker, WU, 31:50; David Gilroy, WU, 31:54; Bob Frost, L, 32:17; Ray Whitlow, L, 32:18; Jeff Wilson, L&C, 32:47.

110 METER HIGH HURDLES - Adolphus Onus, GF, 14.1; Tim Rupp, SOSC, 15.0; Curtis Thorne, WU, 15.1; Tyler Graham, WU, 15.1; Bob DeVyldere, WU, 15.5; Craig McKee, WU, 15.8.

400 METER INTERMEDIATE HURDLES - Dave Erickson, L, 53.6; Bob DeVyldere, WU, 54.1; Tim Rupp, SOSC, 55.1; Tyler Graham, WU, 55.4; Scott Wallace, NNC, 56.7; Dave Driesner, GF, 57.8.

STEEPLECHASE(3000M) - John Oord, NNC, 9:31.5; James Edmark, WU, 9:32.7; Ken James, WOSC, 9:37.5; Duke Ritenhouse, L&C, 9:42.0; Ron Ares, L&C, 9:47.3; Tom Geiger, L&C, 9:52.2.

JAVELIN - Mike Keisur, WOSC, 219-10; Dave Wagner, L, 212-4; Eric Nelson, WOSC, 208-5; Doug Ladd, WOSC, 205-9; Brad Bales, WU, 201-8; Doug Edwards, NNC, 199-1.

DISCUS - Jim Parker, SOSC, 154-5; Deron Lord, L&C, 153; Nathan Whitham, GFC, 151-5; Randy Settell, SOSC, 150-4; Mike Watta, GFC, 148-6; Paul Maddox, GFC, 145-7.

SHOTPUT - Randy Settell, SOSC, 53-1 1/2; Ivan Jim Parker, SOSC, 52-2 1/4; David Novotney, WU, 51-9; Mike Pressley, L&C, 51-5 3/4; Deron Lord, L&C, 48-9 3/4; Hank Wyborne, NNC, 44-11 1/2.

HAMMER - Derron Lord, L&C, 160-6; Scott Polen, WOSC, 157-10; Nathan Whitham, GFC, 156-4; Larry Burris, WOSC, 151-11; Jim Gorman, WU, 151-9; Kyle Kobow, Lin, 148-7;

HIGH JUMP - Joe Hill, SOSC, 6-8 1/2; Keith Wigley, GFC, 6-5; Larry Conaway, WOSC, 6-3; Shaun Granger, SOSC, 6-1; Pat Meyer, L&C, 6-1; Scott Healy, WU, 5-11.

POLE VAULT - Kevin Taylor, SOSC, 14-6; Randy Coombs, L&C, 13-10; Mike Gilbert, NNC, 13-6; Doug Edwards, NNC, 13-6; Kelly Carter, WOSC, 13-6; Ken Helm, WU, 13-6.

LONG JUMP - Larry Conaway, WOSC, 22-4 3/4; Kevin Connors, WU, 22-3; Kelly Ferrenburg, Lin, 21-10 1/2; Dave Erickson, Lin, 21-9 1/2; Randy Folker, WU, 21-6; Ron Mobley, WOSC, 21-4.

TRIPLE JUMP - Kevin Connors, WU, 47-3; Jeff Bowman, Lin, 44-4 1/2; John Prevedello, Lin, 44-4; Kele Marsters, Lin, 43-7 1/2; Shaun Granger, SOSC, 42-7 1/2; Scott Anderson, WOSC, 42-1.

400 RELAY - Western Oregon, 41.9; Lewis & Clark, 42.2; Willamette, 43.2; Southern Oregon, 43.9; Northwest Nazarene, 45.3.

MILE RELAY - Western Oregon, 3:19.2; George Fox 3:19.4; Willamette, 3:22.7; Northwest Nazarene, 3:24.0; Linfield, 3:24.3; Lewis & Clark, 3:24.3.

10K WALK - Trent Jones, L&C, :51:19.6; Randy Jacobs, WU, :51:21.2; Jeff Kilday, WU, :58:11.9; Dan Price, GFC, :59:40.8; Mark Willaman, SOSC, 1:00:55.0; Troy O'Donnell, WU, 1:02:18.4.

EASTERN OREGON

Women's Coach:
Daniel Kavet

- 101. Evers, Diane
- 102. McCadden, Dixie
- 103. O'Leary, Megan

Men's Coach: Daniel Kavet

- 101. Beetchenow, Randy
- 102. Clair, Fred
- 103. Jensen, Eric
- 104. Miller, Corey
- 105. Rankin, Ken
- 106. Reich, Phil

GEORGE FOX COLLEGE

Women's Coach:
Rich Allen

- 110. Fox, Denise
- 111. Funk, Cheryl
- 112. Roley, Nancy
- 113. Wilkinson, Karen
- 114. Wittenberg, Paula
- 115. Woolsey, Sue

Men's Coach: Rich Allen

- 110. Ball, Scott
- 111. Blanchette, Rich
- 112. Dahlin, Tim
- 113. Elkins, Dave
- 114. Fuls, Jerry
- 115. Gildehaus, Jerred
- 116. Graham, Steve
- 117. Harrison, Les
- 118. Hyatt, Tim
- 119. Larabee, Dwight
- 120. Maddox, Paul
- 121. Mueller, David
- 122. Price, Dan
- 123. Protzman, Mark
- 124. Stanton, Kevin
- 125. Swigart, Randy
- 126. Watts, Mike
- 127. Wigley, Keith

LINFIELD COLLEGE

Women's Coach:
Rudy Pearson

- 140. Beeman, Teresa
- 141. Bristow, Laurie
- 142. Gosso, Lori
- 143. Halter, Kim
- 144. Johnson, Petra
- 145. Lind, Lisa
- 146. Mortensen, Janet
- 147. Stevens, Tina
- 148. Thatcher, Angela
- 149. Tepper, Mary
- 150. Thomson, Mary
- 151. Wambach, Katie
- 152. Woodside, Shelly
- 153. Young, Karin

Men's Coach:
George Oja

- 150. Absalon, Erick
- 151. Alward, Joseph
- 152. Anderson, Bryant
- 153. Brown, Curtis
- 154. Caster, Brian
- 155. Culbert, Greg
- 156. Dean, Douglas
- 157. DeYoung, William
- 158. Ferrenburg, Kelly
- 159. Frost, Robert
- 160. Garvey, Mark
- 161. Hodl, David
- 162. Kennedy, Michael
- 163. Killinger, Philip
- 164. McDonald, Kelly
- 165. McGuire, Emmett
- 166. Marsters, Kele
- 167. O'Leary, Dan
- 168. Prevedello, John
- 169. Reason, Randy
- 170. Scanlon, Bruce
- 171. Ussery, Keith
- 172. Voyles, Scott
- 173. Whitlow, Raymond
- 174. Will, Greg

LEWIS & CLARK COLLEGE

Women's Coach:
David Fix

- 120. Ardinger, Liz
- 121. Bolger, Amy
- 122. Crouch, Kathleen
- 123. Duchow, Sandy
- 124. Finaly, Meg
- 125. Johnson, Leslie
- 126. Kurtz, Kathryn
- 127. Lampkin, Teresa
- 128. Larsen, Kari
- 129. Lowell, Sarah
- 130. McLeod, Jamie
- 131. Mitchelmore, Kathy
- 132. Murray, Susan
- 133. Perry, Nicole
- 134. Reaney, Shereen
- 135. Thomas, Michelle
- 136. Underwood, Laurie

Men's Coach:
David Fix

- 130. Ares, Ron
- 131. Baker, Rocky
- 132. Clark, Tim
- 133. Coombs, Randy
- 134. Crandall, Robert
- 135. Geiger, Tom
- 136. Gustovich, Donald
- 137. Houts, Jeff
- 138. Jones, Trent
- 139. Mamizuka, Harry
- 140. Mell, Tom
- 141. Reynolds, Kirk
- 142. Ritenhouse, Duke
- 143. Robinson, Robbie
- 144. Thomas, Chuck

NORTHWEST NAZARENE

Women's Coach:
Paul Taylor

160. Carpenter, Karen
161. Chua, Chris
162. Duncan, Holly
163. Lafferty, Carolyn
164. Zellmer, Jana

Men's Coach:
Paul Taylor

180. Curl, Steve
181. Edwards, Doug
182. Gilbert, Mike
183. Huemoeller, Dale
184. Maves, Randy
185. Morris, Jim
186. Sievers, Tim
187. White, Shawn
188. Wright, Kevin
189. Wyborney, Hank

UNIV. OF PORTLAND

Women's Coach:
Bud Calbreath

170. Buhler, Cathy
171. Hillenkamp, Mary
172. Johnson, Laura
173. Johnston, Kristy
174. Kosctics, Theresa
175. Manning, Ann
176. Wilhelms, Karen

SOUTHERN OREGON

Women's Coach:
Monty Cartwright

180. Cartwright, Dyan
181. Dodson, Mary
182. Doyle, Karen
183. Ettner, Kris
184. Garrison, Debbie
185. Hiatt, Kathy
186. Laws, Christie
187. Olson, Linda
188. Page, Bobi
190. Staat, Kathy
190. Wagner, Lori
191. Ward, Sandi

Men's Coach:
Monty Cartwright

200. Beck, Dave
201. Bishop, Mike
202. Bransom, D.J.
203. County, Michael
204. Dovenberg, Cary
205. Eugene, John
206. Granger, Shawn
207. Grundseth, Alejandro
208. Hill, Devin
209. Hill, Joe
210. Holbrook, Brad
211. Kordich, James
212. Martin, Scott
213. McGuire, Eric
214. Mills, Tom
215. Parker, Ivan
216. Perkins, Allen
217. Rupp, Tim
218. Sakon, Joshua
219. Taylor, Kevin
220. Thomas, Todd
221. Wardwell, Arnold
222. Westphal, Mark
223. Willaman, Mark

WESTERN OREGON

Women's Coach:
Don Spinas

200. Aho, Patty
201. Barnhurst, Debbie
202. Benningfield, C.
203. Bryne, Melonie
204. Dick, Debra
205. Dimick, Julie
206. Gunis, Maria
207. Hannon, Teresa
208. Howard, Rodona
209. Hudson, JoAnne
210. Jensen, Sharon
211. Jester, Dana
212. Knobel, Kris
213. Lovejoy, Kelley
214. O'Leary, Julie
215. O'Leary, Kathryn
216. Osborn, Kellie
217. Richardson, Julia
218. Rooth, Jennifer
219. Seuell, Cathy
220. Smoot, Kim
221. Wegener, Sharon
222. Wright, Kelley
223. Young, Tamara

Men's Coach:
Don Spinas

230. Anderson, Scott
231. Biamont, Tim
232. Brajick, Jack
234. Burke, George
235. Clark, Gerald
236. Coblens, Glen
237. Conaway, Larry
238. Davenport, Dan
239. Esse, Ed
240. Fahey, Jim
241. Findling, Karl
242. French, Dwight
243. Hargett, Kurt
244. Harry, Torrea
245. Highberger, Kelly
246. Hill, Glen
247. Hixson, Brian
248. Holmes, James
249. Jacobs, Jeff
250. Jordon, Dave
251. Keizur, Mike
252. Lind, Brandt
253. Lydum, Matt
254. McClelland, Mike

WESTERN OREGON CONT.

255. Mobley, Ron
256. Moreland, Dick
257. Paulson, Tom
258. Pierson, Linn
259. Polan, Scott
260. Reick, Brian
261. Schrock, Jon
262. Sele, Jason
263. Sorenson, Soren
264. Steffey, Chance
265. Taylor, Les
266. Tilgner, wes
267. Weddle, Larry
268. Woosley, Tad

WILLAMETTE UNIVERSITY

Women's Coach:

Chuck Bowles

230. Alexander, Spring
231. Arens, Pam
232. Baird, Shannon
233. Blum, Julie
234. Bush, Lea
235. Cammack, Kelli
236. Crisifulli, Kara
237. Fishback, Marilyn
238. Gakstatter, Amy
239. Jones, Karla
240. Klein, Kim
241. Lang, Kelli
242. Nielson, Jennifer
243. Peterson, Kristin
244. Simon, Crystal

Men's Coach:

Chuck Bowles

270. Carman, pat
271. Catalani, Rick
272. Coleman, Jay
273. Connors, Kevin
274. DeVyldere, Bob
275. Edmark, James
276. Folker, Randy
277. Gilroy, David
278. Gorman, Jim
279. Healy, Scott
280. Helm, Ken
281. Jacobs, Randy
282. Joelson, Greg
283. Kelly, Kevin
284. Kliewer, Rob
285. LaPray, Sam
286. Libert, Andy
287. Lorenz, Rusty
288. MacGinnitie, Rob
289. McKee, Craig
290. Mitchell, Andy
291. O'Donnell, Troy
292. Searce, David
293. Sommer, Doug
294. Smartt, Scott
295. Torquato, Rich
296. Uomini, Steve
297. Winn, Doug

NAIA DISTRICT #2 TRACK & FIELD CHAMPIONSHIPS - 1986
WOMEN'S ENTRY LIST

100m DASH		13.0

Sheren Wegener	WO	12.4
Kelley Wright	WO	12.4
Cathy Sewell	WO	12.4
Petra Johson	Lin	12.6
Kim Klein	Will	12.92a
Sharon Jensen	WO	12.7
Linda Olson	SO	12.7
Mary Tepper	Lin	12.8
Mary Dodson	SO	12.9
=====		
Lori Gosso	Lin	13.1
Shereen Reaney	L&C	13.36a
Karla Jones	Will	13.37a
Carolyn Lafferty	NNC	13.2
Crystal Simon	Will	13.3

200m DASH		27.1

Kelley Wright	WO	25.8
Sheren Wegener	WO	25.9
Carolyn Lafferty	NNC	26.2
Petra Johnson	Lin	26.64a
Cathy Sewell	WO	26.5
Kim Klein	Will	26.77a
Sharon Jensen	WO	26.6
Cathy Buhler	UP	26.6
Nicole Perry	L&C	26.89a
Kari Larson	L&C	26.93a
Mary Tepper	Lin	26.7
Shelly Woodside	Lin	26.9
Karla Jones	Will	26.9
Christie Lawson	SO	26.9
Kathy Staat	SO	27.0
=====		
Crystal Simon	Will	27.7
Diane Williams	SO	27.8
Lisa Lind	Lin	27.9
Holly Duncan	NNC	28.1

400m DASH		1:03.8

Kelley Wright	WO	59.0
Kari Larson	L&C	59.93a
Nicole Perry	L&C	59.97a
Sheren Wegener	WO	59.8
Christie Lawson	SO	1:00.5
Mary Tepper	Lin	1:00.6
Julie Blum	Will	1:01.6
=====		
Holly Duncan	NNC	1:04.1
Diane Evers	EO	1:04.3
Kathy Staat	SO	1:05.2
Diane Williams	SO	1:05.6
Spring Alexander	Will	1:05.7
Karen Doyle	SO	1:07.0
Petra Johnson	Lin	NM

800m RUN		2:23.3

Julie Blum	Will	2:21.09a
Kathryn O'Leary	WO	2:21
Joanne Hudson	WO	2:21
Meg Finaly	L&C	2:22.0
Patty Aho	WO	2:22.2
Kelli Cammack	Will	2:22.4
Jennifer Neilson	Will	2:22.8
=====		
Theresa Kosctics	UP	2:23.68a
Tammy Young	WO	2:25
Janet Mortensen	Lin	2:25.3
Kristin Peterson	Will	2:26.9
Jennifer Rooth	WO	2:28
Spring Alexander	Will	2:29.1
Jana Zellmer	NNC	2:30.2

1500m RUN		4:58.1
Ann Manning	UP	4:34.57a
Laura Johnson	UP	4:34.4
Kara Crisifulli	Will	4:37.8
Jennifer Neilson	Will	4:48.7
Julie O'Leary	WO	4:52
Kathryn O'Leary	WO	4:53
Kristin Peterson	Will	4:53.2
Janet Mortenson	Lin	4:55.3
Angela Thatcher	Lin	4:55.5
Kris Knobel	WO	4:57.6
=====		
Kelli Cammack	Will	4:58.7
Nancy Roley	GF	5:04
Laurie Bristow	Lin	5:04.4
Megan O'Leary	EO	5:17.3
Kathy Hiatt	SO	5:21

3000m RUN		10:39.8
Ann Manning	UP	9:28.62a
Kara Crisifulli	Will	10:04.0
Mary Hillenkamp	UP	10:04.6
Julie O'Leary	WO	10:14
Kristin Peterson	Will	10:22.2
Karen Wilhelms	UP	10:35.0
=====		
Angela Thatcher	Lin	10:41.9
Jennifer Neilson	Will	10:50.0
Laurie Bristow	Lin	10:55.2
Laura Johnson	UP	10:57.0
Kathy Mitchelmore	L&C	10:58.3
Marilyn Fishback	Will	11:00.2
Nancy Roley	GF	11:07.4
Laurie Underwood	L&C	11:10.38a
Megan O'Leary	EO	11:19.0

5000m RUN		19:17.1
Kristy Johnston	UP	17:28.7
Kara Crisifulli	Will	17:48.51a
Marilyn Fishback	Will	18:24.5
Kristin Peterson	Will	18:46.7
Julie Dimick	WO	18:47
Laurie Bristow	Lin	18:58.36a
Kathy Mitchelmore	L&C	19:13.01a
=====		
Laurie Underwood	L&C	19:28.42a
Shaun Benningfield	WO	19:43
Susan Murray	L&C	19:47.1
Kathryn Kurtz	L&C	20:54.23a
Teresa Beeman	Lin	NM
Megan O'Leary	EO	NM

10,000m RUN		NS
Kara Crisifulli	Will	36:26.5
Marilyn Fishback	Will	38:17.4
Teresa Beeman	Lin	41:32.5
Susan Murray	L&C	42:19.00a

100m HURDLES		17.4
Shelly Woodside	Lin	15.32a
Linda Olson	SO	15.5
Sarah Lowell	L&C	15.6
Sharon Jensen	WO	15.6
Karen Wilkinson	GF	15.9
Melonie Bryne	WO	15.7
Lisa Lind	Lin	16.41a
Petra Johnson	Lin	16.2
Michelle Thomas	L&C	16.5
Kelli Lang	Will	16.5
Cathy Buhler	UP	16.7
Sandi Ward	SO	17.1
Liz Ardinger	L&C	17.3

400m HURDLES		1:13.0
Christie Lawson	SO	1:08.5
Michelle Thomas	L&C	1:08.92a
Mary Thomson	Lin	1:11.02a
Liz Ardinger	L&C	1:11.53
Linda Olson	SO	1:11.6
Kelli Lang	Will	1:11.6
Petra Johnson	Lin	NM
Sharon Jensen	WO	NM

400m RELAY		NS
Western Oregon		50.2
Linfield		50.34a
Willamette		50.41a
Southern Oregon		50.6
Lewis & Clark		51.30a

1600m RELAY		NS
Western Oregon		4:07
Willamette		4:11.24a
Linfield		4:11.6
Lewis & Clark		4:15.13a
Southern Oregon		4:25.7

800m MEDLEY RELAY NS

Western Oregon	NM
Willamette	NM
Linfield	NM
Lewis & Clark	NM
Southern Oregon	NM

HIGH JUMP 4-11

Lisa Lind	Lin	5-6
Amy Bolger	L&C	5-5
Amy Gakstatter	Will	5-5
Shannon Baird	Will	5-4.50
Kelley Lovejoy	WO	5-4
Melonie Bryne	WO	5-4
Maria Gunis	WO	5-1
Pam Arens	Will	5-0.50
Carolyn Lafferty	NNC	5-0.25
Cathy Buhler	UP	5-0
=====		
Karen Doyle	SO	4-10

LONG JUMP 15-9

Karla Jones	Will	18-1.50
Mary Dodson	SO	17-5
Shelly Woodside	Lin	17-1.25
Sharon Jensen	WO	17-1
Pam Arens	Will	16-7.75
Shereen Reaney	L&C	16-6.75
Teresa Hannon	WO	16-5.50
Cathy Buhler	UP	16-4.25
Sandy Duchow	L&C	16-3.50
Michelle Thomas	L&C	16-3
Amy Bolger	L&C	16-0.75
Teresa Lampkin	L&C	16-0.50
Lisa Lind	Lin	16-1.75
Karin Young	Lin	15-10

TRIPLE JUMP NS

Shelly Woodside	Lin	35-10.75
Sandy Duchow	L&C	33-11.25
Amy Bolger	L&C	32-10.50
Dyan Cartwright	SO	32-6
Chris Chua	NNC	31-10
Sarah Lowell	L&C	31-3.75
Teresa Hannon	WO	30-7.50
Debbie French	SO	29-2
Kelley Lovejoy	WO	28-2
Maria Gunis	WO	NM
Pam Arens	Will	NM

SHOT PUT 36-3

Paula Wittenberg	GF	38-10
Cheryl Funk	GF	38-7
Debbie Garrison	SO	38-5
Lea Bush	Will	38-2.75
Dana Jester	WO	38-2
Dixie McCadden	EO	38-1.50
=====		
Kelli Lang	Will	33-3.50
Melonie Byrne	WO	32-8

DISCUS THROW 111-9

Paula Wittenberg	GF	151-1
Lea Bush	Will	138-4
Dana Jester	WO	136-10
Karen Carpenter	NNC	132-10
Cheryl Funk	GF	121-7
Debbie Garrison	SO	119-0
Dixie McCadden	EO	117-9
Carolyn Lafferty	NNC	115-0

JAVELIN THROW 113-10

Denise Fox	GF	149-4
Chris Eltner	SO	143-0
Kim Halter	Lin	142-3
Lori Wagner	SO	139-0
Debbie Barnhurst	WO	138-8
Kellie Osborn	WO	134-0
Leslie Johnson	L&C	131-1
Debbie Garrison	SO	115-0
Bob Page	SO	114-10
=====		
Dixie McCadden	EO	112-11
Tina Stevens	Lin	109-1
Katie Wambach	Lin	108-11

NAIA DISTRICT #2 TRACK & FIELD CHAMPIONSHIPS - 1986
MEN'S ENTRY LIST

100m DASH	11.2
-----------	------

Greg Will	Lin	10.4
Tom Mell	L&C	10.5
Rich Torquato	Will	10.5
Les Taylor	WO	10.5
Ron Mobley	WO	10.8
Kurt Hargett	WO	10.8
Tim Biamont	WO	10.8
Greg Joelson	Will	10.9
Curtis Brown	Lin	11.0
Tim Hyatt	GF	11.0
Dave Mueller	GF	11.0
Rusty Lorenz	Will	11.1
Kevin Connors	Will	11.1
Joe Hill	SO	11.1
David Searce	Will	11.2
John Prevedello	Lin	11.2
Tim Rupp	SO	11.2

Kelly Ferrenburg	Lin	11.46a
Randy Maves	NNC	11.3
James Kordich	SO	11.4

200m DASH	22.8
-----------	------

Greg Will	Lin	21.71a
Tom Mell	L&C	22.14a
Curtis Brown	Lin	22.1
Les Taylor	WO	22.1
Karl Findling	WO	22.1
Keith Ussery	Lin	22.3
Rich Torquato	Will	22.4
Tim Sievers	NNC	22.4
D.J. Bransom	SO	22.5
Dave Mueller	GF	22.6
Ron Mobley	WO	22.6
Tim Biamont	WO	22.6
David Searce	Will	22.7
Joe Hill	SO	22.8
Randy Coombs	L&C	22.96a

Matt Linderman	Will	23.0
Sam Lapray	Will	23.0
Greg Joelson	Will	23.2
Tim Wyatt	GF	23.4

400m DASH	50.6
-----------	------

David Searce	Will	49.18a
Karl Findling	WO	49.1
D.J. Bransom	SO	49.36a
Mike Gilbert	NNC	49.5
Keith Ussery	Lin	49.6
Les Taylor	WO	49.8
Rick Catalani	Will	50.1
Torrea Harry	WO	50.1
Jim Fahey	WO	50.1
Todd Thomas	SO	50.2
Tim Sievers	NNC	50.2
Steve Uomini	Will	50.3

Tim Clark	L&C	50.87 ^a
Rusty Lorenz	Will	50.9
Kevin Connors	Will	51.1

800m RUN 1:57.5

Todd Thomas	SO	1:52.40a
Rob MacGinnitie	Will	1:53.24a
Tom Geiger	L&C	1:54.22a
Ed Esse	WO	1:54
Steve Uomini	Will	1:54.5
Wes Tilgner	WO	1:55
Dave Beck	SO	1:56.3
Brandt Lind	WO	1:56.9
Andy Mitchell	Will	1:57.1

Rocky Baker	L&C	1:59.07a
Randy Swigart	GF	2:00.3
Mike Bishop	SO	2:00.7
Scott Voyles	Lin	2:01.4
Mark Westphal	SO	2:01.5
Phil Reich	EO	2:08.7
Eric Jensen	EO	2:11.5

1500m RUN 4:02.2

Wes Tilgner	WO	3:54
Joe Alward	Lin	3:56.03a
Todd Thomas	SO	3:57.62a
Andy Mitchell	Will	3:58.2
Tad Woosley	WO	3:59
Mike Kennedy	Lin	4:00.44a
Ron Ares	L&C	4:00.67a
Tom Geiger	L&C	4:00.87a
Jason Sele	WO	4:00
Brandt Lind	WO	4:01
David Jordan	WO	4:01
Dave Beck	SO	4:01.8

Rob MacGinnitie	Will	4:05.9
Brad Holbrook	SO	4:07.3
Scott Ball	GF	4:08.1
Mike Bishop	SO	4:09.9
Mark Protzman	GF	4:13.6
Eric Jensen	EO	4:43.2

3000m STEEPLECHASE 9:52.1

Ron Ares	L&C	9:17.42a
James Edmark	Will	9:27.37a
Jason Sele	WO	9:20
Duke Ritenhouse	L&C	9:33.5
Tom Geiger	L&C	9:39.9
Kirk Reynolds	L&C	9:40.68a
Scott Ball	GF	9:45.5
Mike Kennedy	Lin	9:46.0

Doug Winn	Will	9:56.02a
Robert Crandall	L&C	9:56.52a
Brad Holbrook	SO	10:09.0
Dan Price	GF	10:11.5
Brian Reick	WO	10:14

5000m RUN 15:23.4

Joe Alward	Lin	14:34.0
Wes Tilgner	WO	14:45
Tad Woolsey	WO	14:52
Dan O'Leary	Lin	15:03.1
David Gilroy	Will	15:03.9
James Edmark	Will	15:04.7
Mike Kennedy	Lin	15:11.19a
Kirk Reynolds	L&C	15:13.5
Ray Whitlow	Lin	15:17.9
David Jordan	WO	15:22

Jerred Gildehaus	GF	15:24.1
Kevin Wright	NNC	15:27.7
Andy Libert	Will	15:28.5
Duke Ritenhouse	L&C	15:29.6
Greg Miller	EO	15:31.2
Bob Frost	Lin	15:32.5
Robert Crandall	L&C	15:32.8
Joshua Sacon	SO	15:35
Ron Ares	L&C	15:39.1
Doug Winn	Will	15:42.6
Dwight Larabee	GF	15:45.0
Jay Coleman	Will	15:48.9
Kevin Kelly	Will	15:56.0
Brian Reick	WO	16:29
Mike Bishop	SO	NM

10,000m RUN 33:13.0

Greg Miller	EO	31:36.4
Kirk Reynolds	L&C	31:46.34a
Ray Whitlow	Lin	31:57.4
Andy Libert	Will	32:12.56a

Bob Frost	Lin	33:32.0
Kevin Kelly	Will	33:56.0
David Gilroy	Will	NM
Jay Coleman	Will	NM
Dwight Larabee	GF	NM
Jerred Gildehaus	GF	NM
Mike Kennedy	Lin	NM
Dan O'Leary	Lin	NM
Joshua Sacon	SO	NM
Mike Bishop	SO	NM
Tom Mills	SO	NM
Kevin Wright	NNC	NM

110m HURDLES	15.9
--------------	------

Tim Rupp	SO	14.8
Sam Lapray	Will	14.9
Rusty Lorenz	Will	15.0
Keith Wigley	GF	15.1
Kevin Taylor	SO	15.2
Larry Conaway	WO	15.2
Bob DeVylde	Will	15.6
Craig McKee	Will	15.8

Tim Dahlin	GF	16.0
Dave Hodl	Lin	16.2

400m HURDLES	57.4
--------------	------

Bob DeVylde	Will	53.47a
Randy Reason	Lin	53.99a
Sam Lapray	Will	55.7
Randy Folker	Will	55.9
Bruce Scanlon	Lin	56.3
Tim Rupp	SO	56.5
Craig McKee	Will	57.3

Rich Blanchette	GF	58.5
Tim Dahlin	GF	58.9
Jeff Jacobs	WO	59.96a

400m RELAY	NS
------------	----

Western Oregon	41.8
Linfield	42.30a
Willamette	42.3
Lewis & Clark	43.10a
Southern Oregon	43.7
George Fox	43.8
Northwest Nazarene	44.1

1600m RELAY	NS
-------------	----

Linfield	3:19.87a
Western Oregon	3:19.9
Willamette	3:21.76a
Lewis & Clark	3:27.02a
Southern Oregon	3:27.7
Northwest Nazarene	3:28.2
George Fox	3:30.8

HIGH JUMP	6-1
-----------	-----

Joe Hill	SO	6-8
Shawn Granger	SO	6-8
Rusty Lorenz	Will	6-7.25
Dwight French	WO	6-6.75
Keith Wigley	GF	6-6.25
Larry Conaway	WO	6-5
Rob Kliewer	Will	6-4
Kevin Connors	Will	6-3.25
Scott Healy	Will	6-3
Pat Carmen	Will	6-2
Jim Holmes	WO	6-2
Bryant Anderson	Lin	6-2
Tim Sievers	NNC	6-2

Dale Huemoeller	NNC	6-0
-----------------	-----	-----

POLE VAULT	13-2
------------	------

Kevin Taylor	SO	15-7
Rusty Lorenz	Will	14-1.25
Randy Coombs	L&C	14-0
Keith Wigley	GF	14-0
Scott Healy	Will	13-8
Larry Conaway	WO	13-7
Ken Helm	Will	13-6
Mike Gilbert	NNC	13-6
Scott Anderson	WO	13-6
Cary Dovenberg	SO	13-6
Dave Elkins	GF	13-2

Jeff Houts	L&C	13-0
Doug Edwards	NNC	13-0
Devon Hill	SO	12-6
Steve Graham	GF	12-6
Larry Weddle	WO	12-6
Erick Absalon	Lin	NM

LONG JUMP		21-5
Ron Mobley	WO	23-2
Joe Hill	SO	22-8
Larry Conaway	WO	22-6
Kurt Hargett	WO	22-1.75
Kelly Ferrenburg	Lin	22-1
Kevin Connors	Will	22-1
Jerry Fuls	GF	21-9.50
Randy Coombs	L&C	21-8.50
Steve Graham	GF	21-5

Randy Folker	Will	20-11.50
Keith Wigley	GF	20-10.50
John Eugene	SO	20-10
Les Harrison	GF	20-9.50
James Kordich	SO	20-6
Tim Hyatt	GF	20-5
Scott Healy	Will	20-3

TRIPLE JUMP 42-9

Kevin Connors	Will	48-0
Kele Marsters	Lin	46-3.25
John Prevedello	Lin	45-3
Scott Anderson	WO	44-0
Keith Wigley	GF	43-9
Jerry Fuls	GF	43-3.50
Dwight French	WO	42-10.75

Robbie Robinson	L&C	42-6
Shawn Granger	SO	42-4.50
John Eugene	SO	41-1
James Kordich	SO	41-1
Donald Gustovich	L&C	40-8.75
Scott Smartt	Will	40-6.50

SHOT PUT 46-9

Ivan Parker	SO	56-5.50
Michael County	SO	48-4
Kelley Highberger	WO	48-0
Arnold Wadwell	SO	47-11
Hank Wyborne	NNC	47-8
Soren Sorenson	WO	47-3.50
Kelly McDonald	Lin	46-10

Matt Lydum	WO	45-11
Mike Watts	GF	45-5
Randy Beetchnow	EO	43-1
Brian Caster	Lin	42-10
Bill DeYoung	Lin	42-3
Jim Gorman	Will	42-1
Ken Rankin	EO	40-2
Rusty Lorenz	Will	38-11.75
Doug Sommer	Will	38-9.25

DISCUS THROW		140-5
Soren Sorenson	WO	159-3
Ivan Parker	SO	158-4
Mike Schaan	SO	155-4
Paul Maddox	GF	152-10
Mike Watts	GF	148-11
Kelly McDonald	Lin	147-9
Doug Sommer	Will	147-3
Brian Caster	Lin	141-8

Steve Curl	NNC	139-5
Arnold Wardwell	SO	138-7
Eric McGuire	SO	136-10
Scott Polen	WO	135-8
Greg Culbert	Lin	134-3
Rusty Lorenz	Will	131-7
Phil Killinger	Lin	128-10
Randy Beetchnow	EO	127-8
Ken Rankin	EO	117-2

JAVELIN THROW 171-0

Bob George	SO	222-0
Michael County	SO	201-11
Mike Keizur	WO	198-0
Allen Perkins	SO	191-9
Doug Edwards	NNC	187-9
Cary Dovenberg	SO	184-6
Rich Blanchette	GF	177-10
Rusty Lorenz	Will	174-8
Dave Mueller	GF	173-7
Mark Garvey	Lin	171-8
Mike Watts	GF	169-0
Doug Dean	Lin	166-2
Jim Morris	NNC	164-5
Scott Healy	Will	162-2
Ken Rankin	EO	154-5
Kevin Connors	Will	151-10
Larry Conaway	WO	NM

HAMMER THROW		143-2
--------------	--	-------

Glen Hill	WO	183-8
Brian Caster	Lin	175-11
Phil Killinger	Lin	166-7
Scott Polen	WO	165-9
Jim Gorman	Will	161-0
Doug Dean	Lin	156-8
Soren Sorenson	WO	153-0
Mike Watts	GF	152-2
Dave Elkins	GF	147-0
Mike McClelland	WO	146-8
Ivan Parker	SO	144-0

Matt Lydum	WO	138-4
Kelly McDonald	Lin	134-2
Doug Sommer	Will	128-7

10,000m WALK		NS
--------------	--	----

Randy Jacobs	Will	49:16.0
Trent Jones	L&C	49:59.2
Fred Clair	EO	54:11.5
Troy O'Donnell	Will	NM
Dan Price	GF	NM
Mark Willaman	SO	NM
Tom Mills	SO	NM
Ali Grundseth	SO	NM

Linfield

March 24th, 1986

Men's Pole Vault

Keith Wigley	GFC	13'0"
Larry Weddle	WOSC	11'6"

Kurt Hargett	WOSC	11.2
Randy Coombs	LC	11.4
Harry Mamizika	LC	11.8

Men's Long Jump

Ron Mohley	WOSC	22'5"
Kelly Ferrenburg	Lin	21'10"
Kurt Hargett	WOSC	21'8"
Gerry Clark	WOSC	21'0"
5 Jerry Fuls	GFC	21'0"
Bruce Scanlon	Lin	20'1½"
Dwight French	WOSC	19'10½"
Tom Paulson	WOSC	18'11"
Kerry Wiest	WOSC	18'

Men's 800 Meters

Wes Tilgner	WOSC	1:55.1
Lee Thompson	U of P	1:56.6
Brandt Lind	WOSC	1:56.8
Scott Voyles	LIN	2:03.4
Jonathon Burns	U of P	2:04.6
Jack Brajcich	WOSC	2:06.2
Bill McCready	LIN	2:09.9
Chris Turner	LIN	2:10.2
Blake Pierson	WOSC	2:11.6
Chris Pey	LIN	2:14.3

Men's 400 Meter

Karl Findling	WOSC	49.2
Jim Fahey	WOSC	50.6
T. Hally	WOSC	51.2

Men's 400 Meter Hurdles

Randy Pearson	LIN	56.4
Bruce Scanlon	LIN	58.2
3 Rich Blanchette	GF	58.5
Jason Sele	WOSC	59.0
Tim Dahlin	GF	59.4

Men's Javelin

Mike Kelser	WOSC	197' 6"
2 Rich Blanchette	GF	164' 4"
Mack Garvey	LIN	163' 9"
4 Dave Maeller	GF	153' 2"
Doug Dean	LIN	153'

Men's Triple Jump

Kele Marsters	LIN	44' 3"
John Prevedello	LIN	43' 7"
Kerry Wiest	WOSC	41' 3"
4 Jerry Fuls	GF	41' 2"
Gerry Clark	WOSC	37' 11"

Men's 100 Meters Heat 1

Greg Will	LIN	10.9
Tom Mell	LC	10.9
Tim Biamont	WOSC	11.2
4 Dave Mueller	GF	11.2
5 Tim Hyatt	GF	11.5
Kelly Ferrenburg	LIN	11.7

Men's High Jump

Dwight French	Western	6' 6½"
2 Keith Wigely	GF	6' 4"
Dick Moreland	Western	6' 2"
Jim Holmes	Western	6' 2"
Brad Garret	Portland	6' 2"

Heat 2

Ron Mobley	WOSC	11.1
------------	------	------

9876

Qualifer
Exproel

tean

Cuban

Jin - arde nusa
Slime hamant
July mora

- 01v

Miller 100 11.2

Watt 7 > S.B. Ham
Elms
P/R

=====

Who (GAT)



LEWIS & CLARK COLLEGE/WHITMAN COLLEGE

GEORGE FOX COLLEGE

Newberg, OR
April 5, 1986

EVENT	PLACE	SCHOOL	TIME/DISTANCE	POINTS	GFC	L&C	W
HAMMER	1st Mike Watts	GFC	147'	5			
	2nd Dave Elkins	GFC	130'2"	3			
	X 3rd Paul Maddox	GFC	110'7"	2			
	4th Jim Majesky	L&C	89'10"	1	10/10	1/1	0/0
400m Relay	1st Wigley Mueller Fuls Hyatt	GFC	43.8	5			
	2nd Mamizuka Coombs Mell Geiger	L&C	44.0	3			
	3rd Sposato Johnson Finley Daron	W		0	5/15	3/4	0/0
LONG JUMP	1st Mike Wilcox	W	22'2"	5			
	2nd M. Johnson	W	21'10 3/4"	3			
	3rd R. Coombs	L&C	21'8 1/2"	2			
	• 4th Les Harrison	GFC	20'9 1/2"	1			
	• 5th Jerry Fuls	GFC	20'6 1/2"	0			
	6th Tim Hyatt	GFC	20'4 3/4"	0			
	7th Stuart Mills	W	19'11"	0			
	8th Blanchette	GFC	19'3"	0	1/16	2/6	8/8
JAVELIN	1st. Blanchette	GFC	162'6"	5			
	X 2nd Mike Watts	GFC	154'5"	3			
	X 3rd David Mueller	GFC	152'9"	2			
	4th Randy Coombs	L&C	129'3"	1			
	5th Mamizuka	L&C	121'9"	0	10/26	1/7	0/8
	Ed Buck	Alum	198'5"				
	Owen James	Alum	153'8"				
	Nathan	Alum	157'11"				

LEWIS & CLARK COLLEGE/WHITMAN COLLEGE

GEORGE FOX COLLEGE

Newberg, OR
April 5, 1986

EVENT	PLACE	SCHOOL	TIME/DISTANCE	POINTS	GFC	L&C	W
SHOT	1st Mike Watts	GFC	41'9"	5			
	2nd Paul Maddox	GFC	37'0"	3			
	3rd Gary Wescott	L&C	35'9"	2			
	4th Ridgley Liepin	W	35'1"	1			
	5th Jim Majeskey	L&C	33'6"	0	8/34	2/9	1/9
	Ed Buck	Alum	41'6"				
	Steve Curtis	Alum					
	Nathan Whithem	Alum	39'4"				
STEEPLE- CHASE	1st Ron Ares	L&C	9:42.5	5			
	2nd Scott Ball	GFC	10:14.2	3			
	3rd Robert Grandall	L&C	10:19.5	2	3/37	8/17	0/9
	4th John Guess	L&C	10:57.8	1			
110 HH	1st Keith Wigley	GFC	15.2	5			
	2nd Mike Wilcox	W	15.2	3			
	3rd Tim Dahlin	GFC	17.1	2	7/44	8/17	3/12
HIGH JUMP	1st Keith Wigley	GFC	6'4"	5			
	2nd Steve Graham	GFC	5'8"	3	8/52	0/17	0/12
	Owen James	Alum	6'2"				
1500	1st Kirk Reynolds	L&C	4:13.2	5			
	2nd Mark Protzman	GFC	4:13.6	3			
	3rd David Gee	L&C	4:32.2	2			
	4th Brent Stubbs	W	4:46.0	1	3/55	7/24	1/13
POLE VAULT	1st Keith Wigley	GFC	13'	5			
	2nd Richard Finley	W	12'6"	3	5/60	0/24	3/16
100	1st Tom Mall	L&C	10.5	5			
	2nd M. Johnson	W	10.8	3			
	3rd Tim Hyatt	GFC	11.0	2			
	4th David Mueller	W	11.9	1			
	5th John Sposato	W	11.4	0			
	6th Harry Mamizuka	L&C	11.7	0			
	7th Richard Finley	W	12.2	0	3/63	5/29	3/19

LEWIS & CLARK COLLEGE/WHITMAN COLLEGE
GEORGE FOX COLLEGE

Newberg, OR
April 5, 1986

EVENT	PLACE	SCHOOL	TIME/DISTANCE	POINTS	GFC	L&C	W
TRIPLE JUMP	1st Keith Wigley	GFC	43'9"	5			
	2nd Jerry Pule	GFC	42'9 1/2"	3			
	3rd Stuart Mills	W	41'9 3/4"	2	8/71	1/29	2/21
800	1st Rocky Baker	L&C	2:02.0	5			
	2nd Sco** Hall	GFC	2:04.8	3			
	3rd Donn**	L&C	2:07.1	2			
	4th David**	L&C	2:10.6	1			
	5th Phil Coats	W	2:14.5	0			
	6th Keith Shields	W	2:17.8	0	3/74	8/37	0/21
400	1st Tom Geiger	L&C	52.3	5			
	2nd Randy Swigart	GFC	52.5	3			
	3rd Keith Shields	W	54.2	2			
	Wendell Otto	Alum	55.7	0	3/77	5/42	2/23
400 IH	1st Rod Daron	W	56.7	5			
	2nd Tim Dahlon	GFC	59.3	3			
	X 3rd Rich Blanchette	GFC	1:01.4	2	5/82	0/42	5/28
DISCUS	1st Mike Watts	GFC	135'11"	5			
	2nd Paul Maddox	GFC	125'11"	3			
	3rd Gary Wescott	L&C	91'	2	8/90	2/44	0/28
5000	1st Dwight Larabee	GFC	15:45.0	5			
	2nd Kirk Reynolds	L&C	15:54.3	3			
	3rd Duke Ritenhouse	L&C	15:59.7	2			
	4th Dan Price	GFC	16:26.4	1			
	5th Brent Stubbs	W		0	6/96	5/49	0/28
1600m Relay	1st Mueller Swigart Puls Wigley	GFC	3:36.83	5			

Wigley = 400 relay
110-HH
HS
PV
L&C

18 events

GFC = 11 firsts
11 2nd
5 third
NO 1st or 2nd in 2 Event;
L&C 11 100

2 sweeps = Hummel
Janin
1st 2nd = 6 (1)
Shot
HS
TJ

LEWIS & CLARK COLLEGE/WHITMAN COLLEGE
GEORGE FOX COLLEGE

Newberg, OR
April 5, 1986

EVENT	PLACE	SCHOOL	TIME/DISTANCE	POINTS	GFC	L&C	W
	Gee Spares Baker Geiger	L&C	3:36.85	3	5/104	3/59 104 58	0/29 3/

LEWIS & CLARK COLLEGE/WHITMAN COLLEGE
GEORGE FOX COLLEGE

Newberg, OR
April 5, 1986

EVENT	PLACE	SCHOOL	TIME/DISTANCE	POINTS	GFC	L&C	W
SHOT	<u>1st</u> Cheryl Funk	GFC	38'7"	5	5/5	5/5	0/0
	2nd Sarah Lowell	L&C	24'5"	3			
	3rd Tawanna Ward	L&C	22'4"	2			
400m Relay	1st Seine Chang						
	Barb Backman						
	Holly Bays	W	51.2	5	0/5	3/8	5/5
	Vonda Sargent						
	2nd Perry						
	Johnson	L&C	52.0	3			
	Larsen						
	Reaney						
400	1st Barb Backman	W	1:02.0	5	0/5	5/13	6/11
	2nd Kari Larsen	L&C	1:02.8	3			
	3rd Nicole Perry	L&C	1:03.2	2			
	4th	W	1:03.9	1			
100m Hurdles	1st Sarah Lowell	L&C	15.6	5	3/8	7/20	1/12
	<u>2nd</u> Karen Wilkenson	GFC	15.9	3			
	3rd Michelle Thomas	L&C	16.5	2			
	4th Jane Hopper	W	17.0	1			
200	1st Vonda Sargent	W	25.5	5	0/8	4/24	7/19
	2nd Kari Larson	L&C	26.9	3			
	3rd Seine Chiang	W	27.1	2			
	4th Nicole Perry	L&C	27.1	1			
300	1st Kathleen Crouch	L&C	2:28.7	5	0/8	5/29	5/24
	2nd Dawn Lewis	W	2:29.1	3			
	3rd Julie Abo	W	2:33.2	2			
400IH	1st Jane Hopper	W	1:11.6	5	0/8	5/32	7/31
	2nd Michelle Thomas	L&C	1:11.9	3			
	3rd Sandy Fisher	W	1:15.2	2			

LEWIS & CLARK COLLEGE/WHITMAN COLLEGE
GEORGE FOX COLLEGE

Newberg, OR
April 5, 1986

EVENT	PLACE	SCHOOL	TIME/DISTANCE	POINTS	GFC	L&C	W
Long Jump	1st	Michell Thomas	L&C	16'3"	5	0/8	11/43 0/31
	2nd	Sandy Duchow	L7C	15'8 $\frac{1}{2}$ "	3		
	3rd	Reaney, Shereen	L&C	15'6"	2		
	4th	Teresa Lampkin	L&C	15'4"	1		
100	1st	Vonda Sargent	W	12.6	5	0/8	2/45 9/40
	2nd	Seine Chiang	W	13.0	3		
	3rd	Teresa Lampkin	L&C	13.3	2		
	4th	Kristin Richel	W	13.5	1		
Javelin	1st	Denise Fox	GFC	133'	5	6/14	3/48 2/42
	2nd	Leslie Johnson	L&C	118'2"	3		
	3rd	Sandra Fisher	W	114'7"	2		
	4th	Sue Woolsey	GFC	75'2"	1		
1500	1st	Julie Abo	W	5:03.6	5	3/17	0/48 8/50
	2nd	Nancy Roley	GFC	5:04.1	3		
	3rd	Lory Simard	W	5:09.8	2		
	4th	Becky Snow	W	5:11.5	1		
3000	1st	Nancy Roley	GFC	11:10.8	5	5/22	3/51 3/53
	2nd	Lori Simard	W	11:19.0	3		
	3rd	Laurie Underwood	L&C	11:26.5	2		
	4th	Kathy Mitchelmore	L&C	11:33.1	1		
4x400 Relay	1st	Whitman		4:23.4	5	0/22	3/54 5/58
	2nd	Lewis and Clark		4:29.4		0/22	
Discus	1st	Wittenburg, Paula	GFC	151'1"	5	8/30	0/54 2/60
	2nd	Funk, Cheryl	GFC	115'1"	3		
	3rd	Fisher, Sandra	W	87'5"	2		
	4th						
Triple Jump	1st	Sandy Duchow	L&C	32'8 $\frac{1}{2}$ "	5	0/30	8/62 3/63
	2nd	Sarah Lowell	L&C	31'33/4"	3		
	3rd	Kristin Richel	W	31'31/4"	2		
	4th	Sandra Fisher	W	29'9 $\frac{1}{2}$ "	1		

TOTAL: GFC 30 L&C 62 Whitman 63
Dual Scores: Whitman 63 L&C 58
Whitman 88 GFC 32

GFC = 41
2000
144

LEWIS & CLARK COLLEGE/WHITMAN COLLEGE

GEORGE FOX COLLEGE

Newberg, OR
April 5, 1986

EVENT	PLACE	SCHOOL	TIME/DISTANCE	POINTS	GFC	L&C	W
HAMMER	1st Mike Watts	GFC	147'	5			
	2nd Dave Elkins	GFC	130'2"	3			
	3rd Paul Maddox	GFC	110'7"	2			
	4th Jim Majesky	L&C	89'10"	1	10/10	1/1	0/0
400m Relay	1st Wigley						
	Mueller	GFC	43.8	5			
	Fuls						
	Hyatt						
	2nd Mamizuka						
	Coombs	L&C	44.0	3			
	Mell						
	Geiger						
3rd Sposato	Johnson						
	Finley	W		0	5/15	3/4	0/0
	Daron						
LONG JUMP	1st Mike Wilcox	W	22'2"	5			
	2nd M. Johnson	W	21'10 3/4"	3			
	3rd R. Coombs	L&C	21'8 1/2"	2			
	4th Les Harrison	GFC	20'9 1/2"	1			
	5th Jerry Fuls	GFC	20'6 1/2"	0			
	6th Tim Hyatt	GFC	20'4 3/4"	0			
	7th Stuart Mills	W	19'11"	0			
	8th Blanchette	GFC	19'3"	0	1/16	2/6	8/8
JAVELIN	1st Blanchette	GFC	162'6"	5			
	2nd Mike Watts	GFC	154'5"	3			
	3rd David Mueller	GFC	152'9"	2			
	4th Randy Coombs	L&C	129'3"	1			
	5th Mamizuka	L&C	121'9"	0	10/26	1/7	0/8
	Ed Buck	Alum	198'5"				
	Owen James	Alum	150'8"				
	Nathan	Alum	157'11"				

LEWIS & CLARK COLLEGE/WHITMAN COLLEGE

GEORGE FOX COLLEGE

Newberg, OR
April 5, 1986

EVENT	PLACE	SCHOOL	TIME/DISTANCE	POINTS	GPC	L&C	W
SHOT	1st Mike Watts	GPC	41'9"	5			
	2nd Paul Maddox	GPC	37'0"	3			
	3rd Gary Wescott	L&C	35'9"	2			
	4th Ridgley Liepin	W	35'1"	1			
	5th Jim Majeskey	L&C	33'6"	0	8/34	2/9	1/9
	Ed Buck	Alum	41'6"				
	Steve Curtis	Alum					
	Nathan Whithem	Alum	39'4"				
STEEPLE- CHASE	1st Ron Ares	L&C	9:42.5	5			
	2nd Scott Ball	GPC	10:14.2	3			
	3rd Robert Crandall	L&C	10:19.5	2	3/37	8/17	0/9
	4th John Guess	L&C	10:57.8	1			
110 HH	1st Keith Wigley	GPC	15.2	5			
	2nd Mike Wilcox	W	15.2	3			
	3rd Tim Dahlin	GPC	17.1	2	7/44	8/17	3/12
HIGH JUMP	1st Keith Wigley	GPC	6'4"	5			
	2nd Steve Graham	GPC	5'8"	3	8/52	0/17	0/12
	Owen James	Alum	6'2"				
1500	1st Kirk Reynolds	L&C	4:13.2	5			
	2nd Mark Protzman	GPC	4:13.6	3			
	3rd David Gee	L&C	4:32.2	2			
	4th Brent Stubbs	W	4:46.0	1	3/55	7/24	1/13
POLE VAULT	1st Keith Wigley	GPC	13'	5			
	2nd Richard Finley	W	12'6"	3	5/60	0/24	3/16
100	1st Tom Mell	L&C	10.5	5			
	2nd M. Johnson	W	10.8	3			
	3rd Tim Hyatt	GPC	11.0	2			
	4th David Mueller	W	11.8	1			
	5th John Sposato	W	11.4	0			
	6th Harry Mamizuka	L&C	11.7	0			
	7th Richard Finley	W	12.2	0	3/63	5/29	3/19

LEWIS & CLARK COLLEGE/WHITMAN COLLEGE

GEORGE FOX COLLEGE

Newberg, OR
April 3, 1986

EVENT	PLACE	SCHOOL	TIME/DISTANCE	POINTS	GFC	L&C	W
TRIPLE JUMP	1st Keith Wigley	GFC	43'9"	5			
	2nd Jerry Fula	GFC	42'9 1/4"	3			
	3rd Stuart Mills	W	41'9 3/4"	2	8/71	/29	2/21
800	1st Rocky Baker	L&C	2:02.0	5			
	2nd Sco** Wall	GFC	2:04.8	3			
	3rd Donn res	L&C	2:07.1	2			
	4th David	L&C	2:10.6	1			
	5th Phil Coats	W	2:14.5	0			
	6th Keith Shields	W	2:17.8	0	3/74	8/37	0/21
400	1st Tom Geiger	L&C	52.3	5			
	2nd Randy Swigart	GFC	52.5	3			
	3rd Keith Shields	W	54.2	2			
	Wendall Otto	Alum	55.7	0	3/77	5/42	2/23
400 IH	1st Rod Daron	W	56.7	5			
	2nd Tim Dehlon	GFC	59.3	3			
	3rd Rich Blanchette	GFC	1:01.4	2	5/82	0/42	5/28
DISCUS	1st Mike Watts	GFC	133' 11"	5			
	2nd Paul Maddox	GFC	125' 11"	3			
	3rd Gary Wescott	L&C	91'	2	8/90	2/44	0/28
5000	1st Dwight Larabee	GFC	15:45.0	5			
	2nd Kirk Reynolds	L&C	15:54.3	3			
	3rd Duke Ritenhouse	L&C	15:59.7	2			
	4th Dan Price	GFC	16:26.4	1			
	5th Brent Stubbs	W		0	6/96	5/49	0/28
1600m Relay	1st Mueller Swigart, Fula Wigley	GFC	3:36.83	5			

LEWIS & CLARK COLLEGE/WHITMAN COLLEGE

GEORGE FOX COLLEGE

Newberg, OR
April 5, 1986

EVENT	PLACE	SCHOOL	TIME/DISTANCE	POINTS	GFC	L&C	W
	Gee Spares Baker Geiger	L&C	3:36.85	3	5/104	3/59 58	0/28 31

TEAM SCORES: Western Oregon 171½, Willamette 96½, Linfield 93, Lewis & Clark 90, Southern Oregon 67, University of Portland 65, George Fox 31, Northwest Nazarene 15, Eastern Oregon 13

10,000M - (1) Marilyn Fishback, Will, 38:52.4(HT); (2) Nancy Roley, GF, 40:33.7(HT); (3) Susan Murray, LC, 41:12.1(HT); (4) Teresa Beeman, Lin, 41:28.3(HT); (5) Shawn Benningfield, WOSC, 41:35.7(HT).

3,000M - (1) Ann Manning, UP, 9:34.38; (2) Laura Johnson, UP, 9:45.45; (3) Mary Hillenkamp, UP, 10:04.86; (4) Kristy Johnston, UP, 10:10.43; (5) Julie O'Leary, WOSC, 10:19.86; (6) Karen Wilhelms, UP, 10:32.58; (7) Kristin Peterson, Will, 10:42.92; (8) Megan O'Leary, EOSC, 11:18.46; (9) Kathy Hiatt, SOSC, 11:32.68.

800M MEDLEY - (1) Western Oregon (Seuell, Hannon, Wegener, Wright), 1:48.49; (2) Southern Oregon, 1:52.28; (3) Linfield, 1:54.71; (4) Willamette, 1:54.77; (5) Lewis & Clark, 1:56.68.

DISCUS THROW - (1) Lea Bush, Will, 140'4"; (2) Paula Wittenberg, GF, 138'8"; (3) Dana Jester, WOSC, 123'0"; (4) Debbie Garrison, SOSC, 121'11"; (5) Dixie McCadden, EOSC, 115'11". *(C) Cheryl Funk*

LONG JUMP - (1) Sharon Jensen, WOSC, 17'6"; (2) Shelly Woodside, Lin, 17'1½"; (3) Karla Jones, Will, 16'10"; (4) Pam Arens, Will, 16'8"; (5) Carol Lafferty, NNC, 16'33/4"; (6) Teresa Hannon, WOSC, 16'1½"; (7) Cathy Buhler, UP, 15'11"; (8) Sandy Duchow, LC, 15'10½".

HIGH JUMP - (1) Amy Bolger, LC, 5'5"; (2) Lisa Lind, Lin, 5'4"; (3) Amy Gakstatter, Will, 5'3"; (4) Kelley Lovejoy, WOSC, 5'3"; (5) Melonie Bryne, WOSC, 5'1"(tie), Shannon Baird, Will, 5'1".

JAVELIN THROW - (1) Debbie Barnhurst, WOSC, 146'1"; (2) Lori Wagner, SOSC, 141'5"; (3) Denise Fox, GF, 140'3"; (4) Chris Etner, SOSC, 137'8"; (5) Kim Halter, Lin, 137'7"; (6) Leslie Johnson, LC, 133'8"; (7) Karen Carpenter, NNC, 119'7"; (8) Kellie Osborn, 118'5".

400M RELAY - (1) Western Oregon (Seuell, Wright, Hannon, Wegener), 49.0; (2) Linfield, 50.0; (3) Southern Oregon, 50.7; (4) Lewis & Clark, 51.3; (4) Willamette, 51.4.

1500M - (1) Laura Johnson, UP, 4:28.61; (2) Ann Manning, UP, 4:31.48; (3) Julie O'Leary, WOSC, 4:44.44; (4) Kathryn O'Leary, WOSC, 4:46.71; (5) Jennifer Neilson, Will, 4:47.82; (6) Angela Thatcher, Lin, 4:52.53; (7) Julie Richardson, WOSC, 4:59.88; (8) Kris Knobel, WOSC, 5:05.49.

SHOTPUT - (1) Dixie McCadden, EOSC, 41'1"; (2) Lea Bush, Will, 39'3½"; (3) Debbie Garrison, SOSC, 38'7½"; (4) Dana Jester, WOSC, 38'5"; (5) Cheryl Funk, GF, 37'4"; (6) Melanie Byrne, WOSC, 31'5".

100M HURDLES - (1) Shelly Woodside, Lin, 15.69; (2) Sharon Jensen, WOSC, 15.98; (3) Linda Olson, SOSC, 16.20; (4) Sarah Lowell, LC, 16.31; (5) Lisa Lind, Lin, 16.84; (6) Sandy Ward, SOSC, 16.98; (7) Karen Wilkinson, GF, 17.38; (8) Liz Ardinger, LC, 17.77.

100M - (1) Sheren Wegner, WOSC, 12.06; (2) Kim Klein, Will, 13.24; (3) Carolyn Lafferty, NNC, 13.44; (4) Linda Olson, SOSC, 13.53; (5) Cathy Sewell, WOSC, 13.59; (6) Crystal Simon, Will, 13.91.

200M - (1) Sheren Wegener, WOSC, 25.47; (2) Kelly Wright, WOSC, 25.99; (3) Cathy Buhler, UP, 26.96; (4) Cathy Sewell, WOSC, 27.05; (5) Carolyn Lafferty, NNC, 27.14; (6) Kathy Staat, SOSC, 27.71; (7) Diane Williams, SOSC, 28.52; (8) Holly Duncan, NNC, 29.00.

DISTRICT TRACK & FIELD CHAMPIONSHIPS - WILLAMETTE - May 9 & 10, 1986 ('ten)

TEAM SCORES: Southern Oregon 174, Western Oregon 1663/5, Willamette 1567/10, Linfield 953/5, Lewis & Clark 36, George Fox 343/5, Eastern Oregon 30, Northwest Nazarene 15½

HAMMER THROW - (1)Glen Hill, WOSC, 178'9"; (2)Phil Killinger, Lin, 164'8"; (3)Brian Caster, Lin, 164'8"; (4)Scott Polen, WOSC, 158'9"; (5)Jim Gorman, Will, 153'10"; (6)Soren Sorenson, 152'0"; (7)Mike Watts, GF, 147'5"; (8)Doug Dean, Lin, 146'5".

10,000M - (1)Kirk Reynolds, LC, 31:42.21; Greg Miller, EOSC, 31:46.72; Jerred Gildehaus, GF, 31:51.79; Andy Libert, Will, 32:02.26; Ray Whitlow, Lin, 32:06.32; David Gilroy, Will, 32:22.57; Dwight Larabee, GF, 32:30.03; Joshua Sacon, SOSC, 32:40.01; Kevin Wright, NNC, 32:51.41; Bob Frost, Lin, 32:51.89.

LONG JUMP - (1)Joe Hill, SOSC, 22'10½"; (2)Kevin Connors, Will, 22'5"; (3)Kelly Ferrenburg, Lin, 22'1"; (4)Larry Conaway, WOSC, 21'103/4"; (5)Ron Mobley, WOSC, 21'10½"; (6)Kurt Hargett, WOSC, 21'63/4"; (7)Randy Coombs, LC, 21'6½"; (8)Les Harrison, GF, 20'7½".

DISCUS THROW - (1)Soren Sorenson, WOSC, 157'10"; (2)Ivan Parker, SOSC, 155'11"; (3)Mike Watts, GF, 146'6"; (4)Paul Maddox, GF, 140'3"; (5)Doug Sommer, Will, 139'6"; (6)Steve Curl, NNC, 139'1"; (7)Mike Schaan, SOSC, 135'3"; (8)Arnold Wardwell, SOSC, 132'1".

HIGH JUMP - (1)Joe Hill, SOSC, 6'6"; (2)Shawn Granger, SOSC, 6'6"; (3)Dwight French, WOSC, 6'5"; (4)Kevin Connors, Will, 6'3"; (5)tie Bryant Anderson, Lin, 6'1", Jim Holmes, WOSC, 6'1", Scott Healy, Will, 6'1", Rob Kliever, Will, 6'1", Keith Wigley, GF, 6'1";

STEEPLECHASE - (1)Jason Sele, WOSC, 9:24.32; (2)James Edmark, Will, 9:27.71; (3)Ron Ares, LC, 9:44.75; (4)Duke Ritenhouse, LC, 9:48.14; (5)Brad Holbrook, SOSC, 9:48.42; (6)Scott Ball, GF, 9:55.41; (7)Doug Winn, Will, 10:05.79; (8)Dan Price, GF, 10:05.94; (9)Robert Crandall, 10:19.

SHOTPUT - (1)Ivan Parker, SOSC, 55'3"; (2)Michael County, SOSC, 48'7"; (3)Kelley Highberger, WOSC, 47'11"; (4)Arnold Wadwell, SOSC, 47'11"; (5)Soren Sorenson, WOSC, 47'5"; (6)Hank Wyborne, NNC, 46'6½"; (7)Matt Lydum, WOSC, 45'8"; (8)Randv Beetchow, EOSC, 41'11½".

TRIPLE JUMP - (1)Kevin Connors, Will, 47'0"; (2)Kele Marsters, Lin, 46'1½"; (3)John Prevedello, Lin, 44'7½"; (4)Dwight French, WOSC, 44'23/4"; (5)Scott Anderson, WOSC, 42'11½"; (6)Shawn Granger, SOSC, 42'4½"; (7)Jerry Fuls, GF, 41'73/4"; (8)Keith Wigley, GF, 41'7".

10,000M WALK - (1)Randy Jacobs, Will, 50:37.8; (2)Fred Clair, EOSC, 53:44.6; (3)Troy O'Donnell, Will, 59:54.4; (4)Mark Willamen, SOSC, 1:01:07.2.

400M RELAY - (1)Western Oregon (Biamont, Taylor, Findling, Mobley), 41.7; (2)Willamette, 43.3; (3)Southern Oregon, 43.3; (4)Lewis & Clark, 43.7; (5)Northwest Nazarene, NT; (6)George Fox, NT.

1500M - (1)Dave Beck, SOSC, 3:56.42; (2)Brandt Lind, WOSC, 3:57.03; (3)Todd Thomas, SOSC, 4:00.69; (4)Joe Alward, Lin, 4:02.48; (5)Ron Ares, LC, 4:02.58; (6)Andy Mithcell, Will, 4:05.59; (7)Dan O'Leary, Lin, 4:07.39; (8)Jason Sele, WOSC, 4:09.3; (9)John Schrock, WOSC, 4:14.04; (10)David Jordan, WOSC, 4:25.4.

110M HURDLES - (1)Sam Lapray, Will, 15.02; (2)Tim Rupp, SOSC, 15.27; (3)Kevin Taylor, SOSC, 15.69; (4)Larry Conaway, WOSC, 16.04; (5)Keith Wigley, GF, 16.42; (6)Craig McKee, Will, 16.45; (7)Tim Dahlin, GF, 16.74.

DISTRICT TRACK & FIELD CHAMPIONSHIPS - MEN'S RESULTS CONT'D

400M - (1)David Searce, Will, 48.64; (2)Karl Findling, WOSC, 48.88; (3)D.J. Branson, SOSC, 49.56; (4)Jim Fahey, WOSC, 49.86; (5)Tim Sievers, NNC, 50.76.

POLE VAULT - (1) Kevin Taylor, SOSC, 14'0"; (2)Cary Dovenberg, SOSC, 13'2"; (3)Scott Anderson, WOSC, 13'2"; (4)Keith Wigley, GF, 13'2"; (5)Mike Gilbert, NNC, 12'8"(tie), Scott Healy, Will, 12'8"; (7)Ken Helm, Will, 12'8".

100M - (1)Greg Will, Lin, 11.22; (2)Ron Mobley, WOSC, 11.33; (3)Tom Mell, LC, 11.49; (4)Rich Torquato, Will, 11.51; (5)Tim Biamont, WOSC, 11.57; (6)Kurt Hargett, WOSC, 11.63; (7)Tim Hyatt, GF, 11.93.

800M - (1)Rob MacGinnitie, Will, 1:54.72; (2)Todd Thomas, SOSC, 1:54.86; (3)Steve Uomini, Will, 1:55.45; (4)Dave Beck, SOSC, 1:59.53; (5)Randy Swigart, GF, 1:59.72; (6)Ed Esse, WO, 2:00.7; (7)Rocky Baker, LC, 2:01.5.

400M HURDLES - (1)Bob DeVlydere, Will, 53.33; (2)Randy Reason, Lin, 54.52; (3)Tim Rupp, SOSC, 55.40; (4)Mike Gilbert, NNC, 55.58; (5)Sam Lapray, Will, 55.68; (6)Randy Folker, Will, 57.08; (7)Craig McKee, Will, 58.03; (8)Jeff Jacobs, WOSC, 58.77.

JAVELIN THROW - (1)Mike Keizur, WOSC, 204'11"; (2)Michael County, SOSC, 190'10"; (3)Allen Perkins, SOSC, 180'5"; (4)Rusty Lorenz, Will, 173'8"; (5)Cary Dovenberg, 172'9"; (6)Mark Garvey, Lin, 164'9".

200M - (1)Greg Will, Lin, 21.8; (2)Karl Findling, WOSC, 22.2; (3)Tim Biamont, WOSC, 22.6; (4)Curtis Brown, Lin, 22.9; (5)D.J. Bransom, SOSC, 23.1; (6)Tim Sievers, NNC, 23.3;

5000M - (1)Tad Woosley, WOSC, 14:55.3; (2)Joe Alward, Lin, 14:59.7; (3)Mike Kennedy, Lin, 15:07.8; (4)Greg Miller, EOSC, 15:08.8; (5)James Edmark, Will, 15:22.4; (6)Dan O'Leary, Lin, 15:25.1.

1600M RELAY - (1)Western Oregon (Fahey, Hargett, Mobley, Gilbert), 3:19.59; (2)Willamette, 3:19.98; (3)Linfield, 3:21.79; (4)Lewis & Clark, 3:25.73; (5)Northwest Nazarene, 3:25.76; (6)Southern Oregon, 3:26.18; (7)George Fox, 3:29.16.

BRUIN TRACK
1986 SEASON'S BEST

5-13-86

400 Relay	4-5 43.8 Fuls. Hyatt, Wigley, Mueller								
Steeple Chase	3-1 Ball 9:45.5	5-3 Price 10:03.5							
1500	3-14 Ball 4:08.1	4-5 Protsman 4:13.6	4-10 Gildehaus 4:16.1	4-19 Larabee 4:18.3	4-22 Blanchette 4:37.1	4-22 Wigley 4:39.5			
110 High Hurdles	4-10 Wigley 15.1	4-10 Dahlin 16.0	4-22 Blanchette 17.9						
400	4-21 Wigley 52.4	4-21 Blanchette 53.6	4-5 Swigart 54.2						
100	4-10 Hyatt 11.0	4-5 Mueller 11.0	3-28 Wigley 11.3	4-21 Blanchette 12.0					
800	5-10 Swigart 1:59.72	4-26 Ball 2:01.1	4-26 Protsman 2:02.5						
Interm. Hurdles	3-14 Blanchette 58.5	4-19 Dahlin 58.9							
200	4-5 Mueller 22.6	4-26 Hyatt 23.4	4-10 Elkins 25.7						
1600 Relay	4-10 3:29.16	Fuls - Graham FAT Mueller - Wigley	3-1 3:30.8	Mueller - Graham Fuls - Wigley					
5000	4-5 Gildehaus 15:24.1	3-8 Larabee 15:45.0	3-8 Ball 16:00.6	3-8 Protsman 16:29.5					
10,000	5-9 Gildehaus 31:51.79	5-9 FAT Larabee 32:30.03							
Pole Vault	4-26 Wigley 14-0	4-19 Elkins 13-2	4-26 S. Graham 12-6	4-10 Stanton 11-0	4-22 Blanchette 10-6				
High Jump	3-28 Wigley 6-6½	4-5, 4-19 S. Graham 5-8	4-21 Blanchette 5-3						
Long Jump	4-19 Fuls 21-9½	4-5 Graham 21-5	4-19 Wigley 20-10½	4-5 Harrison 20-9½	4-5 Hyatt 20-5	4-5 Blanchette 19-3			
Triple Jump	4-5 Wigley 43-9	4-10 Fuls 43-3½	4-19 Graham						
Shot	3-14 Watts 45-5	5-10 Maddox 39-9	4-21 Blanchette 34-3	4-21 Wigley 32-6½					
Discus	4-10 Maddox 152-10	4-19 Watts 148-11	4-19 Blanchette 103-10	3-29 Wigley 98-3½					
Javelin	3-1 Blanchette 177-10	4-10 Mueller 173-7	4-26 Watts 169-0	3-29 Wigley 163-9					
Hammer	4-26 Watts 152-2	3-14 Elkins 147-0	3-1 Maddox 131-3						
Decathlon	3/28-29 Wigley 6330	4/21-22 Blanchette 5361							
Marathon	2-22 Larabee 2:41:56	2-22 Price 3:05:23							

BRUIN TRACK
1986 Point Totals

	L&C	Whit.	Lia.	UPS	SOSC WOSC	Dist.	Natl.	Total
Ball	6	10 16	5 21	5 26	5 31	1 32	-	32
Blanchette	8	6 14	7 21 1/2	8 29 1/2	3 32 1/2	0 32 1/2	-	32 1/2
Dahlin	8	4 12	6 18	8 26	0 26	0 26	-	26
Elkins	3	3 6	3 9	6 15	0 15	0 15	-	15
Fula	6 1/2	5 12	3 15 1/2	8 23 1/2	3 26 1/2	0 26 1/2	-	26 1/2
Gildehaus	Stress fracture	-	-	1 1	5 6	6 12	-	12
Graham S.	3	3 6	4 10 1/2	6 16 1/2	1 17 1/2	1 17 1/2	-	17 1/2
Graham T.	Ankle	-	RED SHIRT				-	-
Harrison	3	1 4	1 5	0 5	- 5	0 5	-	5
Hyatt	4 1/2	4 1/2 8 1/2	4 1/2 8 1/2	1 9 1/2	0 9 1/2	1 9 1/2	-	9 3/4
Larabee	5	5 10	5 15	1 16	3 19	6 25	-	25
Larson	-	-	-	0 0	-	-	-	0
Maddox	7	7 14	6 20	4 24	1 25	4 29	-	29
Mueller	7 1/2	8 1/2 17 1/2	15 32 1/2	1 33 1/2	0 33 1/2	1 33 1/2	-	33 3/4
Price	0	3 3	5 8	3 11	- 11	0 11	-	11
Protzman	3	5 8	2 10	4 14	0 14	- 14	-	14
Stanton, K.	0	0 0	1 1	1 2	- 2	- 2	-	2
Stanton, L.	(Mono)	-	RED SHIRT				-	-
Swigart	4 1/2	6 1/2 10 1/2	2 1/2 12 1/2	5 17 1/2	0 17 1/2	2 19 1/2	-	19 1/4
Watts	18	18 36	7 43	14 57	1 58	6 64	-	64
Wigley	22 1/2	22 1/2 45	19 3/4 64 1/2	6 70 1/4	7 77 1/2	8.85 86.1	-	86.1

GF 109	GF 113	GF 93	GF 82	GF 29	GF 34 1/2
L&C 45	W 40	L 66	UPS 81	WO 100	SO 174
TRI				SO 73	WO 166 3/4
GF 103					WU 156 3/4
L&C 60					L 95 1/2
W 30					L&C 36
					EO 30
					NNC 15 1/2

Men 10,000 Meters

Mike Nault	U of P.	32:42.7
Eric Landeen	LCC	33:15.9
Mike DelDonno	WU	34:08.6
John Weisel	NIC	35:44.3
Derek Harry	unat	NT
Chriss Kurtz	Unat	36:40.3

3000 m Steeplechase

(MR 9:01.4 Steve Blikstad Geo. Fox)

James Edmark	WU	9:27.2
Willy Hewsen	OSU	9:30.3
Duke Ritenhouse	L&C	9:33.5
Lew Barnes	OSU	9:37.4
Scott Ball	Gf	9:45.5
Brandt Lind	WOSC	9:50.0
Jason Sele	WOSC	9:50.3
Doug Winn	WU	10:05.6
Brendan Kelly	CPRC	10:06.2
Mark Shaver	Unat	10:35.0
Neil Gleichman	Oly	10:35.4
Darren Lian	UPS	10:38.2
Jay Truex	WU	10:38.2
Barry John	SMTG	10:50.6
Chris Luther	Unat	Scratch
Ken Woodard	Unat	Scratch

400 Meter Relay

Heat 1

Witzel, Thoman	OSU	42.63
Malone, Montgomery	OSU	42.63
Diamond, Hargett	WOSC	43.08
Noble, Taylor	WOSC	43.08
Davenport, Harry	WOSC	43.15
Findling, Randle	WOSC	43.15
Austin, Creek	LCC	43.29
Lanning, Harris	LCC	43.29
Tervin, Brown,	Unat	43.37
Dohr, Shan	Unat	43.37
Varga, Trebble,	SWOCC TC	44.61 DQ 2nd ex.
Rennet, Daley	SWOCC TC	44.61 DQ 2nd ex.

Heat 2

Lorenz, Searce,	WU	43.21
Torquato, Lindeifman	WU	43.21
Smith, Gregory,	UPS	44.77
Daugherty, Oliphant	UPS	44.77
Peterson, Coushay,	PSU	45.05
Hardy, Rosebrook	PSU	45.05
Terry, Hill	Unat	45.18
Troy, Berry	Unat	45.18
Acker, Alspaugh,	PLU	45.72
Sjursen, Tobby	PLU	45.72
Namizuke, Coombs,	L&C	NT
Mell, Robinson	L&C	NT
Prevedello, Scanlon,	LIN	NT
Martin, Ferenberg	LIN	NT

Men's 1500 Meters

(MR 3:48.6 Brian Abshire Clack)

Heat 1

Dave Bailey	Unat	3:54.1
Sean Messiter	UofP	3:54.4
Russell Cole	PLU	3:55.0
Marc Synbare	Unat	3:56.7
Dave Frank	Unat	3:57.8
Michael Friess		3:57.9
Roger Cross	UofP	3:58.2
Rick Nelson	LCC	3:58.5
Cary Brady	LLTC	3:59.7
John Warinner	OSU	4:01.6
Dave Beck	SOSC	4:01.7
Rob Conner	UofP	4:02.2
David Jordan	WOSC	4:02.9
Lee Thompson	UofP	4:06.8
Phil Yearian	UP	4:14.0
John Bursell	UP	4:14.0
Willy Rossow	Unat	4:08.5

Heat 2

Tad Woosley	WOSC	3:59.6
Devin Allen	LCC	4:00.0
Mike Stepan	Unat	4:01.6
Lou Lauman	PSU	4:01.8
Joseph Barton	NIC	4:03.2
Rob Collins	LLTC	4:03.5
Ron Ames	L&C	4:05.9
Robert Latting	PLU	4:05.9
Craig Prunty	LSU	4:06.8
Matt Thiesen	OSU	4:08.4
Jay Cook	UofP	4:09.5
Mark Mohner		4:09.9
Tony Cantwell	PSU	4:10.3
Greg Suiter	Unat	4:10.3
Bob Crandall	L&C	4:11.5
Daniel O'Leary	LIN	
Greg Muller U	UP	

Heat 3

Kirk Meekin	UofP	4:05.9
Gene Skerrill	Unat	4:11.0
Chris Cushman	NIC	4:12.5
Bryan Forbes	Unat	4:13.9
David Metz	Unat	4:15.6
Joshua Sacon	SOSC	4:15.7
Arthur Sullivan	Unat	4:17.6
John Kaiset	EvS	4:18.5
Brad Holbrook	Unat	NT
Mike Bishop	SOSC	4:22.0
Mike Carson	LLTC	4:22.8
Gene Brennan	NIC	4:24.2
Brian Reick	WOSC	4:26.2
Baethan Crawford	EvS	4:28.3

LINFIELD COLLEGE ICEBREAKER TRACK MEET
3-1-86

Men's 1500 M Cont.

Heat 4

Peter Carleson	LIN	4:12.7
Jack Brajeich	WOSC	4:16.5
Al Alcalde	LLTC	4:16.8
Rocky Baker	L&C	4:18.3
Patrick Becker	UofP	4:20.2
Jim Carothers	LLTC	4:21.9
Eric Shelton	LIN	4:22.5
Lewis Watkins	NIC	4:23.4
Kirk Doughton	Chem	4:24.1
No Name	Unat	4:25.8
Terry Howard	Unat	4:24
Mike Juchoski	UofP	4:27.4
John Duley	WU	4:32.5
Blake Pierson	WOSC	4:32.8
John Guess	L&C	
DonnSoares	L&C	
Jerry Newbert	LLTC	
Paul Adent	CHEM	

Men's 100M Hurdles

Heat 1

Rod Green	Unat	14.71
Brad Carman	BSU	15.10
Sam LaPray	WU	15.2
Laurence Austin	Unat	15.6
Randy Huserik	Unat	15.8
Chris Toby	PLU	16.1

Heat 2

Tim Rupp	SOSC	15.3
Jim Chradle	Unat	15.4
Rusty Lorenz	WU	15.6
Dan Acker	PLU	16.8
Rick Renner	SWCC	16.8

Heat 3

Ron Otterstedt	Unat	15.4
Craig McKee	WU	16.1
Mike Pedersen	OSU	16.4
Rick Johnson	LCC	16.6
Keith Wigley	GFC	16.9
David Hodl	LIN	17.1
Tim Dahlin	GFC	17.2

Heat 4

Shawn Steeh	LCC	16.7
Kent Miller	UPS	17.8
Erick Garcia	UofP	19.8
Les Nelson	LCC	23.4
Jeff Hauts	L&C	DNF

Men's 400 M

(MR. 48.7 Jeff Beauchamp Clack.)

Heat 1

Pat Lanning	LCC	48.2
Milton Smith	NIC	49.5
David Anderton	OIT	49.5
Ismail Acosta	Unat	50.5
Willy Rossow	UO	50.5
Tracy Daugherty	UPS	50.7
Mike Coalwell	Unat	51.1

Heat 2

Brian Boys	Unat	49.6
John Hostenstein	Unat	50.5
David Hunnicutt	LCC	50.8
Tony Benson	Unat	51.4
D.J. Bransom	Unat	51.7
Keith Ussery	LIN	51.8

Heat 3

Daniel Gregory	UPS	52.0
Chuck Thomas	L&C	52.4
Vern Alvin	Unat	53.4
Dave Hill	Unat	53.5
Gary Long	Unat	54.1
John Cooney	UofP	NT

Heat 4

Jim Foster	Unat	52.6
Mick Fennert	Unat	52.7
Doug Puckett	Unat	52.9
Jay Bailey	Unat	53.6
Troy Kuenzi	Unat	53.7
Bill Hinson	UPS	53.8
Kevin Miller	Unat	54.0
Cameron Brown	SOSC	57.2

Men's 100 M

(MR. 10.4 Mark Dannis LCC, 1984)

Heat 1

Erick Montgomery	OSU	11.0
Michael Oliphant	UPS	11.0
Tuna Brown	Unat	11.1
Robb Thomas	OSU	11.1
Babajide Akanbi	OSU	11.3
Tom Mell	L&C	11.3
Mark Berry	Unat	11.4
Darvin Malone	OSU	11.5

Heat 2

Brad Carman	OSU	11.2
Rick Torquato	WU	11.5
Matt Linderman	WU8	11.5
David Mueller	GFC	11.5
John Nonenumacher	Unat	11.7
Mark Ewing	LIN	12.0

(Cont'd)

LINFIELD COLLEGE ICEBREAKER TRACK MEET
3-1-86

Men's 100 M Heat 2 Cont.

Andy Tarvin	Unat	12.2
Tim Hedges	CON	12.3

Heat 3

Tim Varga	SWCC	11.2
Guy Oekerman	OSU	11.5
Brian Coushay	PSU	11.5
Mike Pedersen	OSU	11.6
Shane Walker	LLTC	11.7
Randy Coombs	L&C	11.7
Derrick Peterson	PSU	11.9
Matt Tillman	OSU	12.4

Heat 4

Kevin Connors	WU	11.6
Kelly Ferrenburg	LJN	11.7
Mike Miner	Unat	11.9
Joelson	WU	11.9
Dan Troy	Unat	12.0
Brett Terry	Unat	12.0
James Kerdich	SOSC	12.1
Noel Leier	Unat	12.1

Heat 5

Kevin Daly	SWCC	11.3
Robert Alspaugh	PLU	11.9
Harry Hamizuka	L&C	12.0
Slade Zumhofe	NIC	12.1
Dave Davis	UPS	12.4
Tom Griffith	Unat	12.4
Jerome Tigot	EVER	13.4

Men's 800 M

(MR 1:49.1 Kashif Hassan Unat. 1982)

Heat 1

David Anderton	OI	1:52.3
Bob Haggard	LCC	1:53.5
Larry Beatty	Unat	1:54.6
Donn McAdams	OSU	1:55.6
Dan Miller	UofP	1:55.9
Brian Fagerberg	OSU	1:56.7
Dave Shrum	NIC	1:56.6
Dave Beck	SOSC	1:57.6
Aaron McKee	OSU	1:58.1
Mike Sixon		2:00.5

Heat 2

Steve Uomini	WU	1:54.5
Jeff Tressler		1:57.6
Brian Olsen	PLU	1:57.8
Dennis Garboden	LCC	1:58.2
Sean Beeman	PLU	1:59.1

Men's 800 M Heat 2 Cont.

Lee Thompson	UofP	1:59.9
Rocky Baker	L&C	2:01.5
Barth Merrill	PLU	2:03.4
Jeff Byers	LCC	2:04.2
Tim James	Unat	DNF
Thomas Geiger	L&C	DNF

Heat 3

Ed Esse	WOSC	1:57.5
Dave McCormick	OSU	1:57.6
Pat Newman	UofP	1:57.7
Greg Kempthorn	PSU	1:58.0
John Bursell	UofP	1:58.3
Eric Kelso	CHEM	1:58.4
Craig Prunty	PSU	1:59.1
Tim O'Malley	BTC	1:59.5
Joseph Barton	NIC	2:00.9
Bob Fasulo	UofP	2:00.9
Chris Cushman	NIC	2:02

Heat 4

Todd Thomas	Unat	1:56.7
Greg Rolph	OSU	1:58.6
Tony Cantwell	PSU	2:03.7
Gene Brennan	NIC	2:04.1
Scott Bayles,	LIN	2:04.2
Brian Woodrich	Unat	2:04.3
Jonathan Burns	UofP	2:05.6
Peter Carleson	LIN	2:06.4
Lewis Watkins	NIC	2:06.6
Scott Parrish	NIC	2:06.8
Eric Nelson	Unat	2:07.1
Keith Davis	Unat	2:08.0

Heat 5

B. Lang	PMAS	2:04.5
Rob Scoville	SWCC	2:06.1
Baethan Crawford	EVS	2:07.1
Matt Tornow	LCC	2:10.7
Donn Soares	L&C	2:10.9
Christopher Peery	LIN	2:11.4
Jon Fritzler	EVS	2:11.7

LINFIELD COLLEGE ICEBREAKER TRACK MEET
3-1-86

Men's 400 Hurdles

Heat 1

James Stephenson	UofP	54.6
Ismael Acosta	Unat	56.1
Bob DeVylde	WU	56.2
Randy Folker	WU	57.6
Paul Caudell	Unat	57.7

Heat 2

Ron Otterstedt	Unat	55.4
Daryl Stickles	LBCC	56.6
Shawn Steen	LCC	57.9
Randy Reason	LIN	58.0
Bruce Scanlion	LIN	1:00.1
Matt Tillman	OSU	1:00.2
Scott McAllister	Unat	NT

Heat 3

Rich Blanchette	GFC	58.6
Tim Rupp	SOSC	58.7
Rick Renner	SWCC	58.7
Craig McKee	WU	58.7
Les Nelson	LCC	1:01.4
David Hodl	LIN	1:03.4
Tim Dahlin	GFC	1:04.9

Heat 4

Dan Acker	PLU	1:00.3
Tim McFall	WU	1:00.5
John Jensen	NIC	1:00.9
Mickey Fennerty	Unat	1:05.9

Men's 200M

(MR 21.8 Mark Dannis LCC 1984)

Heat 1

Greg Will	LIN	21.6
Erick Montgomery	OSU	22.1
Michael Oliphant	UPS	22.2
Brad Carman	OSU	22.5
Jeremiah Harris	LCC	22.5
Babajide Akanbi	OSU	22.6
Lanay Creece	LCC	22.8
Laurence Austin	Unat	23.9

Heat 2

Tom Mell	L&C	22.5
Robb Thomas	OSU	22.7
Tracy Daugherty	UPS	23.0
Jeff Tresleg		23.3
Bob Fasulo	UofP	23.6
Zach Dohn	Unat	23.6
Jeff Aostin	LCC	DNF

Men's 200 M Cont.

Heat 3

Kevin Daly	SWCC	22:6
Guy Oekerman	OSU	22.7
David Mueller	GFC	23.4
Randy Coombs	L&C	23.6
Derrick Peterson	PSU	24.1
Harry Mamizuka	L&C	24.4

Heat 4

Doug Puckett	Unat	23.4
John Nonenmacher	Unat	23.6
Gary Hardy	PSU	23.6
Donnie Lunceturd	NIC	24.2
Geoff Rosebrook	PSU	25.1
Kent Miller	UPS	25.5
Tim Varga	SWOCC8	DNF

Heat 5

Shane Walker	Unat	23.5
Chuck Thomas	L&C	23.8
Frode Sjursen	PLU	23.9
Gary Long	Unat	24.1
Robert Alspaugh	PLU	24.2
Mark Smith	UPS	24.7
Jesse McDaniel	NIC	24.7
Jerome Rigot	EVS	28.4

Men's 5000

HEAT 1

Andy Fore	SWOCC	14:19.2
Dick Oldfield	ORINT	14:19.8
Emmett Kipp	UPS	14:27.8
Brent Felt	UofP	14:29.9
Joe Alward	LIN	14:34.0
Chris Prior	Conv	14:39.9
Mes Tilgner	WOSC	14:45.5
Doug Grider	PLU	15:00.5
Allan Giesen	PLU	15:04.1
Matt Cato	PRC	15:08.1
Doug Swier6	OSU	15:15.6
Neil Olsen	OSU	15:15.9
Alex Wright		15:23.1
Mike Heffernan	PRC	15:24.2
Don Beecraft	LCC	15:26.3
Raymond Whitlow	LIN	15:33.3
Allan Muir	Pr	15:34.8
Dean Irvin	OSU	15:39.6
Tom Diegal	OSU	15:39.9
Mike Pomer	unat	15:44.8
Mike Black	Unat	16:06.8
Byron Dudley	unat	17:03.2

LINFIELD ICEBREAKER TRACK MEET

3-1-86

Men's 5000 Cont.

Heat 2

Ken Woodard	UNA	15:26.5
Duke Ritnehouse	L&C	15:29.6
Joshua Sacon	SOSC	15:35.1
Kris Knaiger	PLU	15:37.8
Brian Jacobson	PLU	15:40.4
Nathan Hult	PLU	15:42.0
Michael Kennedy	LIN	15:45.7
Jim Jones	OSU	15:47.0
Mark Keller	PLU	15:48.0
Dan Cobine	Unat	15:55.3
Bob Frost	LIN	15:56.2
Randy Reese	LIN	15:57.2
Jim Hague	UNat	16:00.7
Scott Balus	LLTC	16:01.6
Baethan Crawford	EVS	16:02.3
Brad Horbrook	Unat	16:05.9
Thomas Carley	UCTO	16:09.3
John, Albert	Unat	16:10.8
Darren Hatcher	PLU	16:13.2
Doug Gossler	LLTC	16:13.9
Dave Colburn	PSU	16:14.8
Mike Bishop	SOSC	16:38.2
Dave Gaddes	PSU	16:42.2
Lewis Watkins	NIC	16:45.6
No Name		16:49.5
Matthew Curtis	NIC	17:05.1
No Name		17:05.3
Erik Nelson	Unat	17:23.4
Quentin Davis	PSU	17:49.2
Dave Snyder	NIC	18:29.0
Dhelby Case	SNOC	18:29.6

Men's Mile Relay

Heat 1

Hunnicutt, Garboden, Haggard, Lanning	LCC	3:21.8
Biamont, Harry, Ranole, Findling	WOSC	3:21.9
Brown, Otto, Holenstein, Hansen	NFFTC	3:22.2
Vomini, Torquato, Connors, Secaree	WU	3:22.3
Taylor, Davenport, Bargett, Mobley	WOSC	3:30.4
Tillman, Pauly, Forgerburg, Witzel	OSU	3:31.0
Carman, Pedersen, McAdams, McKormick	OSU	3:33.4

Heat 2

LCC	3:27.7
PLU	3:28.7
GFC	3:30.8
NIC	3:31.8
UPS	3:34.1
Albany	3:39.0

Men's High Jump

(NR 6'10" k. Newton 1982)

Reynolds	UN	6'10"
Howe	UP	6'10"
Dave Turnbull	OSU	6'8"
Ganger	SOSC	6'6"
Kennedy	UN	6'6"
Cousnay	PSU	6'6"
S. Seymour	NIC	6'6"
D. Franklin	UN	6'6"
R. Lrenz	WU	6'6"
G.J. Jack	UP	6'4"
R. Kliver	WU	6'4"
T. Thompson	UN	6'4"
D. Morlan	WOSC	6'2"
Warilu	UP	6'2"
Whalay Wigley	GFC	6'2"
French	WOSC	6'2"
Garrett	UP	6'2"
Novothy	UP	6'2"
Carman	WU	6'0"
Hanson	UPS	6'0"
Towlin	LIN	5'10"
Bayley	UN	5'10"
Hach	UN	5'8"
Mayer	PSU	5'8"

Men's Mile Relay Cont.

Heat 3

Ferrari	3:31.1
Linfield	3:32.4
Unat A	3:32.9
WOSC	3:33.1
WU	3:36.3
NIC	3:33.2
Unat--B	3:42.5

Men's Hammer

(M.R. 241'2" Ken Flax UO)

Exhibition

Ken Flax	237'3"
Lance Deal	226'11"
Greg Cassner	225'1"
John McArdle	218' 0"
Dave Cheeseborough	200'6"
John Thomas	195'10"
Eldon Pfiefer	189'10"
Mark Waechling	157'8"

Curt Stone	U.A.	141'4"
Mark Thompson	U of P	131'3"
Mike McClelland	WOSC	126'10"
Jim Cole	U.A.	119'9"
Chris Strain	Lane	115'10"
Kellie Crowson	LBCC	108'
Cypert	CHE	103'11"
Stone/Sommer	WU	103'1"
Craig Yon	LBCC	101'2"
Carl Peteson	U of P	100'1"
Kellie McDonald	LIN	99'4"
Roy Hage	LBCC	99'2"
Trumbly	U.N.	83'1"
Majeskey	L&C	68'11"

Glenn Hill	WOSC	172'7"
Ray Phinney	UPS	152'10"
Dean	LIN	148'8"
Brian Caster	LIN	146'10"
Dave Elkins	GFC	146'3"
Mike Watts	GFC	145'4"
Killinger	LIN	143'6"
Jim Gorman	WU	134'9"
Paul Maddox	GFC	131'3"
Collins	CHE	127'8"

MEN'S JAVELIN

(M.R. 236'7" Ed Buck UNAT)

J T Doupnik	OR	210'4"
Brad Bales	OSU	206'
Craig Stelling	PLU	199'7"
Mike Keizur	WOSC	198'10"
Ken Weinberg	LBCC	194'10 $\frac{1}{2}$ "
Erin Nelson	LANE	194'6"
Brian Robertson		194'2"
Jack Byrne		181'10"
Mike Twist	OSU	179'9"
John Metzger	PSU	178'8"
Allen Perkins	SOSC	178'1"
Larry Conoway		177'11"
Rich Blauchette	GFC	177'10"
Roy Hage	LBCC	174'3"
Doug McHinnis		173

MEN'S JAVELIN (cont.)

Eric Wick		173'9"
Mark Garvey	LIN	171'8"
Brian Anderson	OSU	171'5"
John Sloan		168'
Jim Cole		166'3"
Doug Dean	LIN	166'2"
Gary Long	LBCC	162'10"
Rusty Lorenz	WU	161'10"
Cary Dovenberg	SOSC	160'10"
Darryl Stickles	LBCC	160'2"
Tom Paulson	Wosc	159'8"
Dave Mueller	GFC	155'1 $\frac{1}{2}$ "
Brad Cook		151'4"
Mike Miner		140'10"
Les Nelson	Lcc	125'5 $\frac{1}{2}$ "

MEN'S POLE VAULT

(M.R. Shannon Sullivan 16'9" OSU)

Wade Bakley	LBCC	15'0"
Kevin Davis	UNAT	15'0"
Billy Fields	LBCC	14'0"
Chris Tobey	PLU	13'6"
Jeff Houts	L&C	13'0"
Keith Wiggley	GFC	13'0"
Ken Helm	WU	13'0"
Dave Elkins	GFC	12'0"
Cary Dovenberg;	SOSC	12'0"
Steve Graham	GFC	12'0"
Devin Hill	SOSC	12'6"
Garth Miller	UNAT	11'6"

Men's Long Jump(M.R. Randy Carter Linfield 23'2 $\frac{1}{2}$ ")

Chris Orblom	Unat	22'7"
Jerry Luttrell	A IA	22'4 $\frac{1}{2}$ "
Dave Turnbull	OSU	21'6 $\frac{1}{2}$ "
Kelly Ferrenburg	LIN	21'3 $\frac{1}{2}$ "
Paul Ackerman	Unat	21'2 $\frac{1}{2}$ "
Guy Oekerman	OSU	20'11 $\frac{1}{2}$ "
George Tribble	SWOCC	20'10 3/4"
Rob Thomas	OSU	20'9 3/4"
Kevin Connors	WU	20'7 $\frac{1}{2}$ "
Mike Leonasio	Unat	20'6 $\frac{1}{2}$ "
Keith Widley	GF	20'5 $\frac{1}{2}$ "
Frode Sjursen	PLU	20'3 $\frac{1}{2}$ "
Shawn Steva	LCC	20'2 $\frac{1}{2}$ "
Ron Mobley	WOSC	20'1 $\frac{1}{2}$ "
Randy Folker	WU	20' 1"
Bill Singnose	Unat	19'7 $\frac{1}{2}$ "
John Predello	LIN	19'6 $\frac{1}{2}$ "
Jerry Fuls	GFC	19'1 $\frac{1}{2}$ "
Jonathan Cleveland	Concordia	18'9 3/4"
Scott Banks	SWOCC	18'8 $\frac{1}{2}$ "
Jeff Austin	LCC	18'5"
David Davis	m UPS	18'2"
Chris Girard	Unat	18'1 $\frac{1}{2}$ "

Men's Long Jump Cont'd

LINFIELD COLLEGE ICEBREAKER TRACKMEET

3-1-86

Men's Long Jump Cont'd

Kelly Moore	Unat	17'9"
Troy Harkins	LCC	17'8 $\frac{1}{4}$ "
Mike Lewelling	Chem	17' 3/4"
Matt Canfield	Unat	14'9 $\frac{1}{4}$ "

Men's Triple Jump

(M.R. Kenny Taylor)	OSU	47'9 $\frac{1}{4}$ "
Chris Orblom	Unat	46'11 $\frac{1}{2}$ "
Brian Courshay	PSU	45'3"
Peder Tvelstad	PLU	44'1 $\frac{1}{2}$ "
Kele Marsters	LIN	43'2 3/4"
Jerry Fuls	GFC	41'11"
George Tribble	SWOCC	41'10 $\frac{1}{4}$ "
Dan Gregory	UPS	41'6 $\frac{1}{2}$ "
Brian Snaric	Unat	41'3 3/4"
Mike Lewelling	CHEM	41'2 $\frac{1}{2}$ "
Paul Ackerman	Unat	41'2 $\frac{1}{2}$ "
Kevin Mapes	UPS	41' 1"
Bill Sinahose	Unat	40'11"
John Prevedello	LIN	40' 1"
Keith Anderson	PLU	39'3 $\frac{1}{2}$ "
John Sloan	Unat	39'3 $\frac{1}{2}$ "
Scott Smart	Unat	38'3 $\frac{1}{2}$ "
Chris Girard	SWOCC	37'

Men's Shot Put

(M.R. Joe Phillips CHEM. 60'9.5" 1984)

Atkinhead	UC	56'5"
McArdle	Unat	54' 1"
Parker	SOSC	53'10"
Jose	Unat	51'2"
Settel, Randy	SOSC	50'11"
Flax	UO	50'1"
Robertson	UO	49'4 $\frac{1}{2}$ "
Hammock	Unat	48'9"
Thompson	UP	48'
Crook	UPS	47'11 $\frac{1}{2}$ "
Cheeseborough		47'7"
Chandler	UP	47'1 $\frac{1}{2}$ "
Hiburger	HW	45'9"
Wardwell	SOSC	45'8"
Gassner	NYAC	45'7"
Ferguson	Unat	45'4"
Warren	OSU	44'2"
Watts	GFC	43'6"
Collins	CHEM	43'
Micketts	UP	42'11"
Boyer	PSU	42'10"
Henry	LCC	42'7"
Perkins	SOSC	42'2 $\frac{1}{2}$ "
Schoan	SOSC	42'
Morrow	OSU	41'8"
Lydvon	WOSC	41'6"
Smith, Curtis	Unat	41'3"
Palmas	Clack	40'0"
Melick	Unat	40'2 $\frac{1}{2}$ "
Burke	WOSC	40'5"

Men's Shot Put Cont'd

McGuire	SOSC	40'2"
Hamilton	OSU	40'1"
Crowson	LBCC	40'1"
DeYoung	LIN	39'3"
Ingram	Unat	38'
Gorman	WU	38"
Trumbly	CHEM	36'10 $\frac{1}{2}$ "
Peterson	UP	36'8"
Nelson	LCC	35'9 $\frac{1}{2}$ "
Galusha	SOSC	35'
Conoway	Unat	34'11"
Majeski	LC	33'11"

Men's Discus

(M.R. Butch Schmidt OSU 184'4")

Carr	U of O.	187'09"
Aitkenhead	UO	162'04"
Flax	UO	153'09"
Schoan	SOSC	147'
Parker	SOSC	145'04"
Settel	SOSC	144'07"
Chandler	U of P	144'
Sommer	WU	142'6"
McDonald	LINF.	141'2"
Robertson	UO	140'04"
Hammock	Unat.	138'11"
Morris	OSU	137'2"
Micketts	U of P	136'4"
Boyer	PSU	136'
Bowe	Unat.	135'7"
Weinberg	LBCC	135'5"
Maddock	Unat.	134'
Hamilton	OSU	131'5"
Kyllo	PLU	131'11"
McGuire	SOSC	128'5"
Caster	LINF.	127'3"
Killinger	LINF.	127'
Crowson	LBCC	126'5"
Yon	LBCC	123'8"
Wardell	SOSC	123'
Young	Unat.	123'
Collins	CCC	122'6"
Culbert	LINF.	122'2"
Nelson	LCC	116"
Peterson	OSU	114'8"
Strain	LCC	113'10"
Trumbly	CHEM.	98'11"
Galusha	SOSC	93'10"

LINFIELD COLLEGE ICEBREAKER TRACKMEET
3-1-86

Women 10,000 Meter

Annette Sargent	AIA	36:37
Patty Gallup	LCC	41:42.8
Teresa Beeman	LIN	41:50.2
Sue Clynnch	OLY	42:21.9
Frances Hearn	ESC	43:19.6
Kathryn Bervin	unat	44:21.3

Women 440 yd. Relay

Record Mt. Hood 49.9 1981

Stark, Weston	OSU	48.5
Ryer, Strong		
Tepper, Johnson	LIN	51.7
Lang, Jones, Payne	WU	51.8
Klein		
Lovejoy, Wright	WOSC	52.1
Kurtz, Wengeler		
Holleman, Kusler	UPS A	52.5
Heuer, Harrison		
Darling, Austin	unat	52.7
Huston, Baker		
Stiener, Anderson	UPS B	54.4
Edler, Burgher		

Women 1500 m

Record Marquette Ulla unat 4:37.9 1982

HEAT 1

Laura Johnson	UofP	4:37.1
Peggy Murri	OSU	4:41.5
Heather Sullivan	UPS	4:50.9
Shannon Ryan	PLU	4:52.5
Kristin Schaefer	OSU	5:00.6
Lisa Garnett	UPS	5:02.8
Cheryl Moores	UPS	5:03.1
Emily Smith	UPS	5:06.4
Stacey Cooper	unat	5:10.3
Meg Findly	L&C	5:21.3
Trish Powel	LCC	5:25.2
Michelle Turner	LCC	5:27.8
Kim Barret	LCC	6:07.0

HEAT 2

Julie Siler	PSU	4:58.3
Julie Richardson	WOSC	5:01.3
Janet Mortensen	LIN	5:02.6
LeeAnn McNerney	PSU	5:05.6
Janet Heinohen	OIT	5:05.9
Kathleen Crouch	L&C	5:06.5
Patty Aho	WOSC	5:06.7
Kelli Cammack	WU	5:07.8
Jennifer Neilson	WU	5:12.1
Radona Howard	WOSC	5:18.6
Heidi Hatfield	unat	5:21.7
Laurie Underwood	L&C	5:22.0
Debra Dick	WOSC	5:30.3
Jamie McLeod	L&C	5:26.3
Kathy Mitchelmore	L&C	5:28.1
Kathy Hiatt	SOSC	5:36.9
Sacha Hewitt	L&C	5:49.0

Women 100 m Hurdles

HEAT 1

Kari Weston	OSU	14.4
Jenna Stark	OSU	15.5
Vicki Anderson	OSU	15.7
Shawn Bishop-Walker	OSU	16.0

HEAT 2

Mary Kusler	UPS	16.5
Melamie Byrne	WPSC	16.7
Linda Olson	unat	17.0
Karin Wilkinson	GF	17.7

Cullin, cBride	PLU	17.9
Sarah Lowell	L&C	17.7

HEAT 3

Sharon Jensen	unat	16.5
Lisa Lind	LIN	17.9
Kristen Steiner	UPS	18.0
Elizabeth Ardinger	L&C	19.2
Cheryl Wardell	PSU	NT
Kris Newton	unat	21.4

Women 400 m

Record Susan Gramson WU 59.4 1982
Kelly Wosepka UOP

HEAT 1

Stefanie Hunter	UofO	57.5
Heidi Gebhard	PLU	1:01.2
Vicky Galbert	unat	1:01.3
Christie Lawson	SOSC	1:01.3
Kari Larsen	L&C	1:02.6

HEAT 2

Nicole Perry	L&C	1:01.4
Jeanette Blum	WU	1:04.4
Kathy Staat	SOSC	1:05.6
Patricia Anderson	UPS	1:06.2
Ruth Tully	NIC	1:09.7

LINFIELD COLLEGE ICEBREAKER TRACK MEET
3/1/86

Record Women Shot Put
Cam Johnson OSU 46'1" 1984

Kam Johnson	OSU	46'7"
Cora Agular	unat	45'10"
Grace Golden	UoO	42'1/2"
Sarah Bryant	OSU	41'21/2"
Pam Lorensen	PSU	41'11/2"
Moiria Doyle	UO	40'2 1/2"
Stephanie Smith	UO	39'3"
Kristi Wreath	OSU	38'8"
Paula Wittenberg	GF	38'4"
Joi Tipton	LCC	38'4"
Connie Shepherd	UO	38'3"
Cheryl Funk	GF	37'10"
Lea Bush	WU	37'3"
Dana Jester	WOSC	36'10"
S Wagner	WOSC	36'9 1/2"
Faye Moniz	LCC	35'11"
Gail Stenzel	PLU	35'2"
Dana Williams	UO	35'1"
Shelm Sanders	UPS	34'3"
Lori Fristo	NIC	33'10"
Rene Nylander	unat	33'5"
Tamm Aldridge	unat	32'10"
Julie Huber	LCC	32'4"
Connie McKenzie	PLU	31'7"
Kelli Lang	WU	31'7"
Mya Archambault	PLU	31'1"
Cathy Buhler	UP	30'8"
Sheri Harris	LCC	30'3"
Traci Benson	unat	29'3 1/2"
Margaret Wright	UPS	27'9"

Women's Long Jump

(M.R. Carolyn Miller	PLU	17'6 1/2")
Lisa Byhre	OSU	16'7 3/4"
Sharon Jensen	Unat	16'7 1/2"
Heidi East	OSU	16'5 1/2"
Jill Burgren	UPS	16'2 3/4"
Karissa Pedersen	OSU	16' 1/4"
Mary Dodson	SOSC	16'
Pattie Baker	LCC	15'8 1/2"
Melinda Austin	LCC	15'4 1/2"
Karla Jones	WU	15' 1 1/2"
Petra Johnson	LIN	15'2 3/4"
Lori Firsto	NIC	14'
Kay Kersey	PSU	13'11 3/4"
Sandy Duchow	LC	13'8 1/4"
Diane Cartwright	SOSC	12'6 3/4"
Maxine Cave	LCC	12'6 3/4"

Women's 100 M Heat 1

(M.R. PLU Latonya Stephens 12.4)

Kwajalein Clack	UO	12.3
Kari Weston	OSU	12.5
Cathy Strong	OSU	12.8
Kristen Schriver	UO	12.8
Lisa Byhre	OSU	12.9
Monique Walters	OSU	12.9
Jenna Stark	OSU	13.1

Heat 2

Jill Wood	UO	12.8
Debbie Dailey	UO	13.0
Julia Worthen	SWOCC TC	13.3
Patty Baker	Unat	13.2
Stephanie Payne	WU	13.4
Kris Lancour	NIC	13.4
Kerri Huston	LCC	14.6

Heat 3

Carrie Pizer	UP	12.5
Patience Harrison	UPS	12.8
Shelley Rogers	Unat	12.9
Kim Klein	WU	13.0
Mary Tepper	LIN	13.0
Karissa Pedersen	OSU	13.2
Shawn Bishop-Walker	OSU	13.4
Vicki Anderson	OSU	13.6

Heat 4

Karen Carter	PSU	13.3
Denise Bragg	NIC	13.8
Tara Heuer	UPS	14.1
Heidi East	OSU	14.3
Jennifer Curry	NIC	14.3
Becky Burton	ES	14.8

Heat 5

Julie Goodrich	UO	12.7
Elizabeth Ardinger	LC	13.8
Pamela Johnson	UPS	14.0
Katy Fink	LC	14.1
Teresa Holleman	UPS	14.3
Susie Tveter	ES	15.3

Women's High Jump

(M.R. C Westover	OSU	5'8")
M. Reber	AIA	5'7"
K. Fenton	OSU	5'5"
K. Grotn	OSU	5'4"
K. Lovejoy	WOSC	5'4"
M. Byrne	WOSC	5'2"
K. Newton	unat	5'2"
A. Bolger	L&C	5'2"
S. Woolsey	GF	5'2"

Baird	WU	5'2"
L. Lynd	LIN	5'2"
M. Miller	UPS	5'0"
.P. Perry	UPS	5'0"
V. Darling	LCC	5'0"

(cont'd)

LINFIELD COLLEGE ICEBREAKER TRACK MEET

3/1/86

Women High Jump (cont'd)

T. Windedahl	NIC	5'0"
J. Cortell	OSU	5'0"
L. Lindstrem	unat	5'0"
C. Garland	LIN	4'10"
M. Cave	LCC	4'10"
L. Gullen	LCC	4'10"
Buhler	UoP	4'10"
K. Doyle	SOSC	4'10"

Women 800 m

Record: Debra Simeck-Beatty, Mt. Hood 2:16.2, 1982

HEAT 1

Heather Sullivan	UPS	2:19.5
Peggy Murri	OSU	2:20.0
Shannon Ryan	PLU	2:21.6
Theresa Kosztics	UoP	2:24.2
Shelly Laxton	NIC	2:24.6
Becky Wilkins	PLU	2:28.0
Emily Smith	UPS	2:29.5
Jo Stidham	NIC	2:29.7
Petra Johnson	LIN	2:31.7
Lisa Garnett	UPS	2:45.0

HEAT 2

Julie O'Leary	WOSC	2:28.3
Tami Young	WOSC	2:29.9
Meg Finaly	L&C	2:33.7
Kathleen Crouch	L&C	2:33.8
Jaime McCloud	L&C	2:34.2
Franny Heath	EvS	2:35.1
Spring Alexander	WU	2:36.7
Cheryl Farrow	LLTC	2:38.5
Jean Neal	LCC	2:40.8
Sacha Hewitt	L&C	2:47.9
Tracy Stefan	EvS	3:01.5

Women's 200 M Heat 1

Kari Weston	OSU	25.8
Cathy Strong	OSU	26.0
Julia Worthen	SWOCC TC	26.4
Carrie Pizer	UP	26.9
Monique Walters	OSU	27.1
Kris Lancour	NIC	27.5
Melynda Austin	LCC	28.7

Heat 2

Sharon Jensen	Unat	27.2
Shelley Rogers	Unat	27.4
Christie Lawson	SOSC	27.7
Kim Fenton	OSU	27.9
Vicki Anderson	OSU	28.2
Irene Jones	WU	28.4
Shawn Bishop-Walker	OSU	28.7
Tina Reid	NIC	30.0

Women's 200 M Heat 3

Kari Larsen	LC	27.1
Nicole Perry	LC	27.4
Kathy Staat	SOSC	28.4
Pamela Johnson	UPS	29.1
Kelli Lang	WU	29.1
Katy Fink	LC	29.9
Becky Burton	ESC	31.0
Susie Tvetr	ESC	32.1

Women's Javelin

(M.R. Sandy Bean SOSC 152'8"

Denise Fox	GFC	149'4"
Julie Waage	OSU	147'4"
Carol Devensen	Unat	142'3"
Pam Lorensen	PSU	139'8½"
Monica Witt	OSU	135'10"
Carol Wester	PLU	135'4"
Kris Ettmer	SOSC	134'9"
Debbie Barnhurst	WOSC	133'11"
Lori Wagner	SOSC	131'10"
Patricia Perry	UPS	131'4"
Leslie Johnson	L&C	131'3"
Kathy Sanders	OSU	128'11"
Monica Beamer	OR	127'7"
Kathy Gran	OR	121'5"
Charolette Givens	unat	119'2"
Beth Nygren	OSU	117'5"
Sheri Harris	LCC	116'10"
Laura Jenkins	unat	114'10"
Kim Halter	LIN	113'8"
Becca Grant	unat	118'3"
Kim Hunter	SWOCC	110'2"
Nadine Frischman	SWOCC	107'2"
Sharon Jensen	unat	105'2"
Katie Wambach	LIN	103'6"
Michelle Gentry	UPS	103'0"
Diana Hand	unat	102'4"
Erica Anderson	PLU	99'0"
Tina Stevens	LIN	93'1"
MelonyByrne	WOSC	88'6"

Women Triple Jump

Record: Gean Lee, OSU, 31'0", 1985.

Kim Young	SWOCC	32'31/2"
Sandy Duchow	L&C	31'11"
Sarah Lowell	L&C	29'111/4"
Sheri Hams	LCC	29'3'11"

Women 400 m Hurdles

HEAT 1		
Karen Bell	PLU	1:04.1
Jill Burgher	UPS	1:08.4
Kim Young	SWOCC	1:08.7
Lynn Wolf	OSU	1:09.7
Mary Kusler	UPS	1:09.0

(cont'd)

3/1/86

Women 400 m Hurdles(cont'd)HEAT 2

Cullin McBride	PLU	1:10.3
Janet Hess	Cla	1:11
Cheryl Wardell	PSU	1:12
Kristen Steiner	UPS	1:14.6
Wendy Barrett	LCC	1:17.8
Sarah Blakeslee	LIN	1:21.3

Women's 3000 Heat 1

(M.R. Haeckler Tim. Har. 9:49.2)

Ann Manning	UP	9:40.8
Kristy Johnston	UP	9:47
Sue Martineau	OSU	9:54.7
Kara Crisifully	WU	10:04
Mary Hillenkamp	UP	10:13.9
Valerie Hilden	PLU	10:15.5
Molly Ostlund	UPS	10:21
Kathy Nichols	PLU	10:27.9
Karen Wilhelms	UP	NT
Kristin Peterson	WU	10:38
Dana Stamper	PLU	10:44
Cheryl Moores	UPS	10:48
Becky Kramer	PLU	10:52
Erin Wickham	PLU	10:55

Heat 2

Valerie Quade	LCC	10:29.7
Heather Cusack	OSU	10:31.1
LeeAnn McNerney	PSU	10:37.3
Dede Nay	Unat	10:42.1
Diana Nicholas	LCC	10:46.1
Kathryn O'Leary	WOSC	10:48.3
Julie Dimick	WOSC	10:54.6
Joanne Hudson	WOSC	10:58.6
Laurie Bristow	LIN	10:59.2
Alison Ernest	OSU	11:00.8
		11:07.5
		11:08.7
		11:11.8
		11:25.1
		11:35.3
		11:36.8
		11:39.8
		11:55.2
		12:11.4
		12:13.3
		12:53.1

Women's Discus Cont'd

Tracy Feyerheim	CCC	97'
Beth Druffel	UPS	97'
Karen Fessler	UP	94'05"
Tracy Benson	UX	70'05"
Nadine Frischman	SWOCC	89'04"

Women 4 X 400 Relay Heat 1

OSU - Weston, Pederson, Stark, Andersor	
B	4:05.4
OSU - Strong, Bishopwalker, Bhyre, Wolf	
A	4:08.5
PLU - Gebhard, Bell, Ryan, Wilkins	
	4:11.7
UPS - Kusler, Sullivan, Burgher, Holler	
	4:23.6
Unat - Neal, Turner, Willard, Nicholas	
	4:42.4

Heat 2

Linfield Thomson, Lind, Tepper, Johnsor	
	4:11.6
WU Blum, Blum, Cammack, Klein	
	4:13.4
WOSC Wegener, Kurtz, Lovejoy, Wright	
	4:18.6
NIC Reid, Lancour, Stidham, Layton	
	4:23.1
WOSC O'Leary, Aho, Young, Howard	
	4:24.8
Unat Cooper, Barrett, Powell, Quade	
	4:26.2
UPS Steiner, Anderson, Smith, Johnsor	
	4:27.1

Women Discus

(M.R. Diana Hill Willamette 135'1½")

Cara Aguilar	UA	162'09"
Kam Johnson	OSU	141'10"
Dana Jecter	WOSC	134'02"
Paula Wittenberg	GF	133'08"
Denice Golden	UO	130'03"
Debbie Blake	CCC	129'6½"
Kristy Wreath	OSU	129'04"
Stephanie Smith	UO	128'03½"
Moiria Doyle	UO	127'
Lea Bush	WU	126'01"
Angelia Arms	UA	124'03"
Connie Shepard	UO	124'07"
Cheryl Funk	CF	121'7½"
Sarah Brent	OSU	120'09"
Mary Lancaster	UA	118'03"
Margaret Wright	UPS	114'11"
Hellers	UPS	117'04"
Paula Temple	UA	111'10½"
Heidi Olson	UA	110'
Julie Huber	LCC	109'08"
Rene Nylander	UA	108'08"
Nellie Evern	NIC	108'02"
Connie McKenzie	PLU	108'01"
Tammy Aldredge	UA	107'11½"
Dana Williams	UO	106'06"
Sheri Sanders	UPS	105'05"

LOCATION

13

[illegible]

GEORGE FOX COLLEGE
WOMEN'S TRACK & FIELD RECORDS
5-15-86

<u>EVENT</u>	<u>MARK</u>	<u>NAME</u>	<u>YEAR</u>
100m	11.9	Jackie Jackson	1981
200m	24.6	Joyce Yates	1979
400m	58.22 ET	Shavon Dennis	1980
800m	2:20.1	Kay Mattson	1983
1500m	4:49.4	Eileen McDougal	1979
3000m	10:55.9	Nancy Roley	1983
5000m	19:09.4	Nancy Roley	1986
10,000m	40:33.7	Nancy Roley	1986
100m Hurdles	15.17 ET	Karen Maxwell	1980
400m Hurdles	1:05.0	Karen Maxwell	1980
400m RELAY	49.3	Jacque Davis Shavon Dennis Karen Maxwell Jacquie Williams	1980
1600m RELAY	4:02.4	Nora Thompson Jacquie Williams Karen Maxwell Jackie Jackson	1981
Long Jump	17-5	Jacquie Williams	1980
High Jump	5-3 1/4	Melody Groeneveld	1983
Shot	42-2 1/2	Karen Gurske	1981
Discus	151-1	Paula Wittenberg	1986
Javelin	154-10	Sue Banta	1977
Heptathlon	3355	Sue Woolsey	1985

<u>EVENT</u>	<u>MARK</u>	<u>NAME</u>	<u>YEAR</u>
400m Shuttle Hurdle RELAY	1:08	Nora Thompson Saundra Burns Lois Thomas Jacquie Williams	1981
800m Medley	1:52.4	Joyce Still 100 Valerie Hurliman 100 Lisa Pitts 200 Kay Mattson 400	1983
3200m RELAY	10:00.1	Kerry DeVries Jodi Peters Valerie Hurliman Kay Mattson	1983
Shot Put RELAY	99-2 3/4	Paula Wittenburg Cheryl Funk Sue Woolsey	1986
Javelin RELAY	269-11 1/4	Lynette Phillips Tina Stephenson Karen Gurska	1981
High Jump RELAY	14-1/2	Karen Maxwell Jacquie Williams Saundra Burns	1980

GEORGE FOX COLLEGE
WOMEN'S TRACK & FIELD RECORDS

~~5-15-85~~

5-15-86

<u>EVENT</u>	<u>MARK</u>	<u>NAME</u>	<u>YEAR</u>
100m	11.9	Jackie Jackson	1981
200m	24.6	Joyce Yates	1979
400m	56.22 ET	Shavon Dennis	1980
800m	2:20.1	Kay Mattson	1983
1500m	4:49.4	Eileen McDougal	1979
3000m	10:55.9	Nancy Roley	1983
5000m	19:19.1 19:09.4	Nancy Roley	1983 1986
10,000m	45:04.1 40:33.7	Nancy Roley Rexy Gate	1983 1986
100m Hurdles	15.17 ET	Karen Maxwell	1980
400m Hurdles	1:05.0	Karen Maxwell	1980
400m RELAY	49.3	Jacque Davis Shavon Dennis Karen Maxwell Jacquie Williams	1980
1600m RELAY	4:02.4	Nora Thompson Jacquie Williams Karen Maxwell Jackie Jackson	1981
Long Jump	17-5	Jacquie Williams	1980
High Jump	5-3 1/4	Melody Groeneveld	1983
Shot	42-2 1/2	Karen Gurske	1981
Discus	146-9 151-1	Paula Wittenberg	1984 1986
Javelin	154-10	Sue Banta	1977
Heptathlon	3355	Sue Woolsey	1985

<u>EVENT</u>	<u>MARK</u>	<u>NAME</u>	<u>YEAR</u>
400m Shuttle	1:08	Nora Thompson	1981
Hurdle RELAY		Saundra Burns	
		Lois Thomas	
		Jacquie Williams	
800m Medley	1:52.4	Joyce Still	100 1983
		Valerie Hurliman	100
		Lisa Pitts	200
		Kay Mattson	400
3200m RELAY	10:00.1	Kerry DeVries	1983
		Jodi Peters	
		Valerie Hurliman	
		Kay Mattson	
Shot Put RELAY	98-1/2 99-2 3/4	Karen Gurska <i>Paula Wittenberg</i>	1981
		Lynette Phillips <i>Cheryl</i>	<i>Paula</i>
		Rachel Hampton <i>Sue Woolsey</i>	
Javelin RELAY	269-11 1/4	Lynette Phillips	1981
		Tina Stephenson	
		Karen Gurska	
High Jump RELAY	14-1/2	Karen Maxwell	1980
		Jacquie Williams	
		Saundra Burns	

W O M E N

BRUIN TRACK
1936 SEASON'S BEST

5-13-36

400 Relay

4-10

1500

Relay 3:03.5

110 High Hurdles

Wilkinson 15.9 (4-10)

400

100

300

Intern. Hurdles

Wilkinson 1:17.5 (4-19)

200

Wilkinson 29.3 (3-14)

1600 Relay

5000

Relay 19:09.4 (5-10)

10,000

Relay 40:33.7 (5-9)

3,000

Relay 11:07.4 (4-5)

High Jump

Woolsey 5-2 (3-1, 3-8, 3-14)

Long Jump

Woolsey 15-4½ (3-8)

Triple Jump

(3-8)

(4-5)

(4-10)

(3-8)

Shot

Wittenberg 38-10; Funk 38-7; Fox 29-0; Woolsey 24-6

Discus

Wittenberg 151-1 (3-8); Funk 121-7½ (3-1)

Javelin

Fox 149-4 (3-1); Woolsey 79-10 (3-8); Funk 72-10 (3-8)

Heptathlon

Marathon

BRUIN TRACK
1986 Point Totals

	L&C	Whit.	Liz.	UPS	SOSC WOSC	Dist.	Nat'l.	Total
Fox	5	5 10	8 18	3 21	5 26	6 32		
Funk	8	8 16	3 24	8 32	5 37	3 40	-	40
Roley	10	8 18	5 23	3 26	5 31	8 39	-	39
Wilkinson	3	5 8	6 14	4 18	2 20	0 20	-	20
Wittenberg	5	5 10	5 15	5 20	5 25	8 33		
Woolsey	6	6 12	0 12	4 16	- 16	- 16	-	16

GF 37	GF 37	GF 32	GF 27	GF 22	GF 25
L&C 85	W 90	L 57	UPS 91	WOSC 85	WO 17 1/2
				SO 49	WU 96 1/2
					L 93
					L&C 90
					SO 67
					UP 65
					MNC 15

BRUN TRACK
1986 SEASON'S BEST

5-31-86

4-5
43.8 Pule Hyatt Wigley Mueller

Steeple Chase Ball 9:45.5 Price 10:03.5

1500 Ball 4:08.1 Proczman 4:13.6 Glidhaus 4:16.1 Larabee 4:18.3 Blanchette 4:37.1 Wigley 4:39.66a

110 High Hurdles Wigley 15.1 Dahlin 16.0 Blanchette 17.0

408 Wigley 52.189 Blanchette 53.6 Swigart 54.2

100 Hyatt 11.0 Mueller 11.0 Wigley 11.3 Blanchette 12.0

309 Swigart 1:59.72 Ball 2:01.1 Proczman 2:02.5

Inferm. Hurdles Blanchette 58.5 Dahlin 58.9

200 Mueller 22.6 Hyatt 23.4 Atkins 25.7

1600 Relay 3:29.16 PAT Mueller - Wigley 3:30.8 Pule - Wigley

5000 Glidhaus 15:24.1 Larabee 15:45.0 Ball 16:00.6 Proczman 16:29.5

10,000 Glidhaus 31:51.79 PAT Larabee 32:30.03 PAT

Pole Vault Wigley 14-0 Atkins 13-1 S. Graham 12-5 Stanton 11-0 Blanchette 10-8

High Jump Wigley 6-6 1/2 S. Graham 5-8 Blanchette 5-3

Long Jump Pule 21-9 1/4 Graham 21-5 Hyatt 22-10 1/4 Harrison 20-9 1/4 Hyatt 20-5 Blanchette 19-3

Triple Jump Wigley 43-9 Pule 43-3 1/2 Graham

Shot Watts 45-5 Maddox 39-9 Blanchette 34-3 Wigley 32-6 1/2

Piscus Maddox 152-10 Watts 148-11 Blanchette 103-10 Wigley 98-3 1/2

avelin Blanchette 177-10 Mueller 173-7 Watts 169-0 Wigley 171-5

hammer Watts 152-2 Atkins 147-0 Maddox 131-3

Decathlon 5/22-23 6/21-23

Larabee 2:41:56 Price 3:05:23

BRUIN TRACK
1986 Point Totals

	L&C	Whit.	Lin.	UPS	90SC WOSC	Dist.	Natl.	Total
Ball	6	10 16	5 21	5 26	5 31	1 32	-	32
Blanchette	8	6 14	7 21 1/2	8 29 1/2	3 32 1/2	0 32 1/2	-	32 1/2
Dahlin	8	4 12	6 18	8 26	0 26	0 26	-	26
Elkins	3	3 6	3 9	6 15	0 15	0 15	-	15
Folz	6 1/2	5 12	3 1/2 15 1/2	8 23 1/2	3 26 1/2	0 26 1/2	-	26 1/2
Gildehaus	Stress fracture	-	-	1 1	5 6	6 12	-	12
Graham S.	3	3 6	4 10 1/2	6 16 1/2	1 17 1/2	1 17 1/2	-	17 1/2
Graham T.	Ankle	-	RED SHIRT				-	-
Harriapou	3	1 4	1 5	0 5	- 5	0 5	-	5
Hyatt	4 1/2	4 1/2 8 1/2	BRUIN 8 1/2	1 9 1/2	0 9 1/2	1 9 1/2	-	9 1/2
Larabee	5	5 10	5 15	1 16	3 19	6 25	-	25
Larson	-	-	-	0 0	-	-	-	0
Maddox	7	7 14	6 20	4 24	1 25	4 29	-	29
Mueller	7 1/2	9 1/2 17	15 32 1/2	1 33 1/2	0 33 1/2	1 33 1/2	-	33 1/2
Pyce	0	3 3	5 8	3 11	- 11	0 11	-	11
Reotzman	3	5 8	2 10	4 14	0 14	- 14	-	14
Stanton, K.	0	0 0	1 1	1 2	- 2	- 2	-	2
Stanton, L.	(Mono)	-	RED SHIRT				-	-
Swigart	4 1/2	6 1/2 10 1/2	2 12 1/2	5 17 1/2	0 17 1/2	2 19 1/2	-	19 1/2
Watts	18	18 36	7 43	14 57	1 58	6 64	-	64
Wigley	22 1/2	22 1/2 45	19 3/4 64 1/2	6 70 1/4	7 77 1/2	8.85 86.1	-	86.1

GF 109 GF 113 GF 93 GF 82
L&C 45 W 40 L 66 UPS 81

TRI

GF 103
L&C 60
W 30

GF 29 GF 34 1/2
WO 100 SO 174
SO 73 WO 166 2/3
WU 156 1/2
L 95 1/2
L&C 36
EO 30
NMC 15 1/2

MEN'S TRACK AND FIELD RESULTS
Oregon Small College Relays

DATE: MARCH 8, 1986

SITE: Lewis & Clark College
=====

110m HURDLES

Teams:

1. Willamette 46.6 (Lapray 15.1, Lorenz 15.7, McKee 15.8)
2. George Fox 49.5 (Wigley 16.2, Dahlin 17.3, Garcia 18.4)
- 3.

Others:

(1) Jeff Houts, LC, 18.3; (2) Eric Garcia, UP, 18.4

JAVELIN

1. George Fox 464'0" (Blanchet 165'6", Muller 145'6", Wigley 153'0")

Others:

(1) Keizur, WOSC, 171'4"; (2) Garvey, LIN, 157'1"; (3) Dean, LIN, 152'6"
(4) Paulson, WOSC, 152'4"

LONG JUMP

1. Willamette 59'4 1/4" (Connors 21'1 1/2", Lorenz 19'7 1/2", Healy 18'7 1/4")
2. George Fox 57'6 1/2" (Fuls 20' 1/4", Wigly 19' 3 1/4", Blanchette 18'3")

4 x 1600m

1. Portland 17:17.8 (Conner, Felt, Cross, Bursell)
2. Western Oregon 17:45.4 (Essey, Tilgner, Jordon, Lind)
3. Linfield 18:10.0 (Alward, Frost, O'Leary, Whitlow)
4. P.S.U. 18:44.8 (Kentwell, Kempthorn, Lauman, Prunteny)

4 x 100m

1. Willamette 42.5 (Scearce, Lorenz, Linderman, Torquato)
2. Western Oregon 42.7 (Hargett, Mobley, Tayler, Biamont)
3. Portland 43.9 (Fasuld, Urich, Holme, Stephson)
4. Lewis & Clark 43.9 (Mamizuka, Coombs, Mell, Robinson)
5. P.S.U. 44.3 (Peterson, Hardy, Rosebrook, Coushay)
6. Linfield 44.9 (Prevedello, Scanlon, Ewing, Ferrenburg)

POLE VAULT

Competitors:

(1) Ken Helm, Will, 13'6"; (2) Jeff Houts, LC, 13'0"; (3) Rusty Lorenz, Will, 13'0"; (4) Keith Wiggley, GF, 12'6"

800m MEDLEY

1.	Portland	1:34.2	(Fasulo, Urich, Holme, Stephenson)
2.	Linfield	1:35.5	(Ferrenburg, Hoddle, Prevedello, Will)
3.	Lewis & Clark	1:36.7	(Mamizuka, Robinson, Mell, Thomas)

HAMMER

1.	Western Oregon	464'5"	(Hill 166'6", Polen 162'3", McClelland 135'6")
2.	Linfield	437'7"	(Caster 155'8", Killinger 144'2", Dean 137'9")
3.	George Fox	378'6"	(Elkins 143'3", Watts 120'0", Maddox 115'3")
4.	Portland	301'9"	(Thompson 126'5", Peterson 93'0", Chandler 82'4")

Others:

(1) Boyer, UPS, 121'10"; (2) Majesky, LC, 74'3"; (3) Johnston, PSU, 60'0"
McDonald 108'3"

DISTANCE MEDLEY

1.	Western Oregon	10:23.7	(Essey, Sele, Jordon, Woosley)
2.	Portland	10:27.9	(Messiter, Miller, Yearin, Muller)
3.	Willamette	10:34.5	(Devylidere, Uomini, McAginnitie, Mitchell)
4.	Lewis & Clark	10:39.7	(Geiger, Baker, Crandall, Ritenhouse)
5.	Linfield	10:59.6	(Ussery, Boyles, Carlson, Kennedy)

SHOT PUT

1.	Portland	139'7 3/4"	(Chandler 54' 1/4", Thompson 47'5 1/2" Micketts 41'11")
2.	Western Oregon	122'10"	(Burke 49'7 3/4", Lydum 40'11 1/4", Hill 40'3")
3.	Willamette	110'1 3/4"	(Pikonen 40'7 3/4", Connors 36'2 1/2", Gorman 33'3 1/2")
4.	Linfield	109'2 3/4"	(Caser 40'11 1/2", Deyoung 38'10 3/4", Dean 29'4 1/2")

Others:

(1) Watts, GF, 44'8 1/4"; (2) Boyer, PSU, 42'10 1/4"; (3) Johnstone, PSU, 40'8 1/4"; (4) Majesky, LC, 32'9 1/4"

4 x 800m

1.	Portland	7:53.4	(Thompson, Bursell, Meekin, Messiter)
2.	Western Oregon	7:54.0	(Lind, Essey, Tilgner, Sele)
3.	Lewis & Clark	8:12.9	(Geiger, Ares, Ritenhouse, Soares)
4.	P.S.U.	8:16.6	(Cantwell, Colburn, Lauman, Prunty)
5.	Linfield	8:36.4	(Shelton, Peery, Alward, Carlson)

4 x 200m

1. Linfield	1:31.0	(Privadello, Ussery, Will, Scanlon)
2. Lewis & Clark	1:33.6	(Mamizuka, Coombs, Mell, Thomas)
3. Western Oregon	1:36.5	(Biamont, Clark, Hargett, Mobley)
4. Willamette	1:40.9	(McKee, Devlydere, McFall, Joelson)

HIGH JUMP

1. Willamette	18'3"	(Lorenz 6'6", Kilewer 6'0", Healey 5'9")
2. Portland	18'0"	(Novotny 6'0", Garrett 6'0", Warila 6'0")
3. P.S.U.	17'10"	(Coushay 6'4", Newell 6'0", Mayor 5'6")

Others:

(1) French, WOSC, 6'2"; (2) Anderson, LIN, 6'0";

5000m

TEAMS: ① L&C 47:18.5 ② UP 47:37.6 ③ WILL 48:04.4 ④ WOSC 48:49

(1) Nault, UP, 15:28.1; (2) Reynolds, LC, 15:33.3; (3) Ares, LC, 15:39.1
 (4) Winn, WILL, 15:42.6; (5) Guza, WOSC, 15:43.4; (6) Cook, UP, 15:49.1;
 (7) Ball, GF, 16:00.6; (8) Crandell, LC, 16:06.1; (9) Deldonno, Will, 16:09.9;
 (10) Kelley, Will, 16:11.9; (11) Becker, UP, 16:20.4; (12) Recick, WOSC
 16:27.7; (13) Protzman, GF, 16:29.5; (14) Pierson, WOSC, 16:38.1; (15)
 Brajich, WOSC, 17:01.4; (16) Guess, LC, 17:13.9; (17) Davis, PSU, 17:21.2

4 x 400m

1. Western Oregon	3:19.9	(Taylor, Fahey, Harry, Findling)
2. Portland	3:21.6	(Fasulo, Uhrich, Holme, Stephson)
3. Willamette	3:24.3	(Connors, Uomini, Torquato, Searce)
4. P.S.U.	3:31.6	(Shraum, Hardy, Rosebrook, Baker)
5. George Fox	3:36.2	(Dahlin, Mueller, Blanchette, Fuls)

DISCUS

- UP 406-1 (Chandler 151-7, Micketts 13-8, Thompson 123-10)
- Linf. 401-11 (McDonald 143-0, Easter 132-7, Culbert 126-4)
- WOSC 360-1 (Pelen 126-3, Hill 123-6, Lydum 110-4)

Others:

- Maddox, GF, 147-7
- Boyer, PSU, 132-6
- Lorenz, Will, 131-7
- Sommer, Will, 130-0
- Blanchet, GF, 96-6

800m MEDLEY

1. Western Oregon	1:53.6	(Hannon, Kurtz, Wegener, Wright)
2. Lewis & Clark	1:56.5	(Lowell, Duchow, Larsen, Perry)
3. Linfield	2:01.7	(Young, Gosso, Garland, Thomson)

DISTANCE MEDLEY

1. Willamette	12:39.3	(Blum, Blum, Cammack, Krisifulli)
2. P.S.U.	12:59.0	(Carter, Wardell, McNerney, Siler)
3. Lewis & Clark	13:07.5	(Hewitt, McLeod, Finaly, Couch)
4. Western Oregon	13:16.4	(Howard, Richardson, Dick, O'Leary)
5. Linfield	13:26.0	(Tepper, Johnson, Mortensen, Bristow)

4 x 800m

1. Portland	9:29.0	(Roscetic, Johnston, Manning, Johnson)
2. Willamette	9:53.3	(Alexander, Osburn, Nielson, Peterson)
3. Western Oregon	9:56.1	(Aho, Howard, Young O'Leary)
4. Lewis & Clark	10:33.4	(Finaly, McLeod, Crouch, Hewitt)

4 x 200m

1. Lewis & Clark	1:52.6	(Ardinger, Johson, Reaney, Larsen)
2. Linfield	1:59.5	(Young, Blakslee, Thomson, Goss)

HIGH JUMP

1. Linfield	14'8"	(Lind 5'0", Johnson 4'10", Garland 4'10")
-------------	-------	---

Others:

(1) Lovejoy, WOSC, 5'4"; (2) Woolsey, GF, 5'2"; (3) Byrne, WOSC, 5'2"; (4) Bolger, LC, 5'2"; (5) Buhler, UP, 5'0"; (6) Duchow, LC, 4'8"

DISCUS

Competitors:

(1) Wittenburg, GF, 137'5"; (2) Jester, WOSC, 128'1"; (3) Bush, Will, 124'0"
(4) Funk, GF, 107'10"; (5) Fessler, UP, 76'10"

5000m

Competitors:

(1) Crisifulli, Will, 18:09.4; (2) Fishback, Will, 18:55.0; (3) Underwood, LC, 19:33.5; (4) Benningfield, WOSC, 19:48.7; (5) Mithcelmore, LC, 20:20.8

4 x 400m

1. Portland	4:00.6	(Kosztics, Johnson, Buhler, Pizer)
3. Willamette	4:11.4	(Blum, Cammack, Klein, Blum)
2. Western Oregon	4:10.6	(Wegener, O'Leary, Kurtz, Wright)

MEN'S TRACK AND FIELD RESULTS
Oregon Small College Relays

DATE: MARCH 8, 1986

SITE: Lewis & Clark College
=====

110m HURDLES

Teams:

- | | | | |
|----|------------|------|---|
| 1. | Willamette | 46.6 | (Lapray 15.1, Lorenz 15.7, McKee 15.8) |
| 2. | George Fox | 49.5 | (Wigley 16.2, Dahlin 17.3, Garcia 18.4) |
| 3. | | | |

Others:

(1) Jeff Houts, LC, 18.3; (2) Eric Garcia, UP, 18.4

JAVELIN

- | | | | |
|----|------------|--------|---|
| 1. | George Fox | 464'0" | (Blanchet 165'6", Muller 145'6", Wigley 153'0") |
|----|------------|--------|---|

Others:

(1) Keizur, WOSC, 171'4"; (2) Garvey, LIN, 157'1"; (3) Dean, LIN, 152'6"
(4) Paulson, WOSC, 152'4"

LONG JUMP

- | | | | |
|----|------------|-----------|--|
| 1. | Willamette | 59'4 1/4" | (Connors 21'1 1/2", Lorenz 19'7 1/2", Healy 18'7 1/4") |
| 2. | George Fox | 57'6 1/2" | (Fuls 20' 1/4", Wigly 19' 3 1/4", Blanchette 18'3") |

4 x 1600m

- | | | | |
|----|----------------|---------|--|
| 1. | Portland | 17:17.8 | (Conner, Felt, Cross, Bursell) |
| 2. | Western Oregon | 17:45.4 | (Essey, Tilgner, Jordon, Lind) |
| 3. | Linfield | 18:10.0 | (Alward, Frost, O'Leary, Whitlow) |
| 4. | P.S.U. | 18:44.8 | (Kentwell, Kempthrown, Lauman, Pruntesy) |

4 x 100m

- | | | | |
|----|----------------|------|--|
| 1. | Willamette | 42.5 | (Scearce, Lorenz, Linderman, Torquato) |
| 2. | Western Oregon | 42.7 | (Hargett, Mobley, Tayler, Biamont) |
| 3. | Portland | 43.9 | (Fasuld, Urich, Holme, Stephson) |
| 4. | Lewis & Clark | 43.9 | (Mamizuka, Coombs, Mell, Robinson) |
| 5. | P.S.U. | 44.3 | (Peterson, Hardy, Rosebrook, Coushay) |
| 6. | Linfield | 44.9 | (Prevedello, Scanlon, Ewing, Ferrenburg) |

POLE VAULT

Competitors:

(1) Ken Helm, Will, 13'6"; (2) Jeff Houts, LC, 13'0"; (3) Rusty Lorenz, Will, 13'0"; (4) Keith Wiggley, GF, 12'6"

800m MEDLEY

1	Portland	1:34.2	(Fasulo, Urich, Holme, Stephenson)
2.	Linfield	1:35.5	(Ferrenburg, Hoddle, Prevedello, Will)
3.	Lewis & Clark	1:36.7	(Mamizuka, Robinson, Mell, Thomas)

HAMMER

1.	Western Oregon	464'5"	(Hill 166'6", Polen 162'3", McClelland 135'6"
2.	Linfield	437'7"	(Caster 155'8", Killinger 144'2", Dean 137'9"
3.	George Fox	378'6"	(Elkins 143'3", Watts 120'0", Maddox 115'3")
4.	Portland	301'9"	(Thompson 126'5", Peterson 93'0", Chandler 82'4")
5.	Willamette	300'8"	(Gorman 139'1", Sommer 87'7", Pykkonen 74'1")

Others:

(1) Boyer, UPS, 121'10"; (2) Majesky, LC, 74'3"; (3) Johnston, PSU, 60'0"
McDonald 108'3"

DISTANCE MEDLEY

1.	Western Oregon	10:23.7	(Essey, Sele, Jordon, Woosley)
2.	Portland	10:27.9	(Messiter, Miller, Yearin, Muller)
3.	Willamette	10:34.5	(Devyldere, Uomini, McAginnitie, Mitchell)
4.	Lewis & Clark	10:39.7	(Geiger, Baker, Crandall, Ritenhouse)
5.	Linfield	10:59.6	(Ussery, Boyles, Carlson, Kennedy)

SHOT PUT

1.	Portland	139'7 3/4"	(Chandler 54' 1/4", Thompson 47'5 1/2" Micketts 41'11")
2.	Western Oregon	122'10"	(Burke 49'7 3/4", Lydum 40'11 1/4", Hill 40'3")
3.	Willamette	110'1 3/4"	(Pikonen 40'7 3/4", Connors 36'2 1/2", Gorman 33'3 1/2")
4.	Linfield	109'2 3/4"	(Caser 40'11 1/2", Deyoung 38'10 3/4", Dean 29'4 1/2")

Others:

(1) Watts, GF, 44'8 1/4"; (2) Boyer, PSU, 42'10 1/4"; (3) Johnstone, PSU, 40'8 1/4"; (4) Majesky, LC, 32'9 1/4"

4 x 800m

1.	Portland	7:53.4	(Thompson, Bursell, Meekin, Messiter)
2.	Western Oregon	7:54.0	(Lind, Essey, Tilgner, Sele)
3.	Lewis & Clark	8:12.9	(Geiger, Ares, Ritenhouse, Soares)
4.	P.S.U.	8:16.6	(Cantwell, Colburn, Lauman, Prunty)
5.	Linfield	8:36.4	(Shelton, Peery, Alward, Carlson)

4 x 200m

1. Linfield	1:31.0	(Privadello, Ussery, Will, Scanlon)
2. Lewis & Clark	1:33.6	(Mamizuka, Coombs, Mell, Thomas)
3. Western Oregon	1:36.5	(Biamont, Clark, Hargett, Mobley)
4. Willamette	1:40.9	(McKee, Devlydere, McFall, Joelson)

HIGH JUMP

1. Willamette	18'3"	(Lorenz 6'6", Kilewer 6'0", Healey 5'9")
2. Portland	18'0"	(Novotny 6'0", Garrett 6'0", Warila 6'0")
3. P.S.U.	17'10"	(Coushay 6'4", Newell 6'0", Mayor 5'6")

Others:

(1) French, WOSC, 6'2"; (2) Anderson, LIN, 6'0";

5000m TEAMS: ① L&C 47:18.5 ② UP 47:37.6 ③ WILL 48:04.4 ④ WOSC 48:49

(1) Nault, UP, 15:28.1; (2) Reynolds, LC, 15:33.3; (3) Ares, LC, 15:39.1
 (4) Winn, WILL, 15:42.6; (5) Guza, WOSC, 15:43.4; (6) Cook, UP, 15:49.1;
 (7) Ball, GF, 16:00.6; (8) Crandell, LC, 16:06.1; (9) Deldonno, Will, 16:09.9;
 (10) Kelley, Will, 16:11.9; (11) Becker, UP, 16:20.4; (12) Recick, WOSC
 16:27.7; (13) Protzman, GF, 16:29.5; (14) Pierson, WOSC, 16:38.1; (15)
 Brajich, WOSC, 17:01.4; (16) Guess, LC, 17:13.9; (17) Davis, PSU, 17:21.2

4 x 400m

1. Western Oregon	3:19.9	(Taylor, Fahey, Harry, Findling)
2. Portland	3:21.6	(Fasulo, Uhrich, Holme, Stephson)
3. Willamette	3:24.3	(Connors, Uomini, Torquato, Searce)
4. P.S.U.	3:31.6	(Shraum, Hardy, Rosebrook, Baker)
5. George Fox	3:36.2	(Dahlin, Mueller, Blanchette, Fuls)

DISCUS

1. UP 406-1 (Chandler 151-7, Micketts 13-8, Thompson 123-10)
 2. Linf. 401-11 (McDonald 143-0, Caster 132-7, Culbert 126-4)
 3. WOSC 360-1 (Pelen 126-3, Hill 123-6, Lydum 110-4)

Others:

(1) Maddox, GF, 147-7 (2) Boyer, PSU, 132-6 (3) Lorenz, Will, 131-7
 (4) Sommer, Will, 130-0 (5) Blanchet, GF, 96-6