

1979

1979 Media Guide

George Fox University Archives

Follow this and additional works at: https://digitalcommons.georgefox.edu/athletics_menbasketball

Recommended Citation

George Fox University Archives, "1979 Media Guide" (1979). *Men's Basketball*. 1.
https://digitalcommons.georgefox.edu/athletics_menbasketball/1

This Media Guide is brought to you for free and open access by the George Fox University Athletics at Digital Commons @ George Fox University. It has been accepted for inclusion in Men's Basketball by an authorized administrator of Digital Commons @ George Fox University. For more information, please contact arolfe@georgefox.edu.

George Fox College BRUINS



Basketball
Media Guide 1979-80

FINGERTIP FACTS

College Location	Newberg, Ore. (10,000 pop.)
Founded	1891
Denomination Affiliation	Friends (Quaker)
Enrollment	734
Athletic Affiliation	Independent—NAIA
Home Court	Miller Gymnasium, Wheeler Sports Center
Seating Capacity	2,700
Colors	Old Gold, Navy Blue
Nickname	Bruins
College President	Dr. David LeShana
Athletic Director	Sam Willard
Basketball Coach	Sam Willard
Sports Information Director	Barry Hubbell

HOW TO REACH US . . .

(College Switchboard 503/538-8383)

Basketball Coach Sam Willard	ext. 250
	Home 538-8008
Baseball Coach Larry LaBounty	ext. 254
	Home 538-4153
Track/Cross-Country Coach Rich Allen	ext. 252
	Home 538-9875
Soccer Coach Rob Armstrong	ext. 249
	Home 639-4674
Women's Basketball/Hockey Coach Jan Barlow	ext. 253
	Home 538-6493
Women's Volleyball Coach Marge Weesner	ext. 251
	Home 538-4358
Women's Track Coach Randy Winston	ext. 249
	Home 538-3798
Women's Tennis Coach Phil Barnhart	ext. 249
	Home 538-2987
Sports Information Director Barry Hubbell	ext. 224/255
	Home 538-4332

TABLE OF CONTENTS

George Fox College	1
GFC Athletics; Bruin Nickname	2
Coleman Wheeler Sports Center	3
NAIA; NAIA District 2	4, 5
GFC Basketball History	6
1978-79 Highlights	7
1979-80 Outlook	8
Coach Sam Willard	9
Assistant Coach Mark Vernon	10
Individual Player Sketches	11-15
Bruin Staff	16
Bruin Hosts/Hostesses; Bruin Rally Squad	17
Bruin Roster	18-19
1978-79 Statistics	20
Records	21-26
Season Scores	27-30
Opponent Information	31-35
Bruin Classic	36
Media Information	Inside Back Cover
1979-80 Schedule	Back Cover



ABOUT GEORGE FOX COLLEGE

George Fox College is the outgrowth of a desire by early Willamette Valley Quaker settlers who established Pacific Academy in 1885 for the Christian education of their children. The college division was organized in 1891 to provide more advanced instruction for students. In 1949, because of the many colleges in the Northwest with Pacific in their name, the college was renamed George Fox in honor of the founder of the Friends (Quaker) Church. The college is governed by a 42-member Board of Trustees elected by Northwest Yearly Meeting of Friends Church, which comprises more than 8,300 members in 57 churches in Oregon, Washington, and Idaho.

Today the 60-acre rural, tree-shaded campus a half-hour drive from Portland is undergoing a major expansion with seven new buildings completed in the last three years with total investment of more than \$6.5 million. The new facilities include a \$2.6 million sports complex, an \$800,000 academic building, two new residence halls in a \$1.25 million project, a \$1.3 million fine arts/religion center, a \$170,000 television center, and a \$520,000 dining commons/student center expansion. A new \$100,000 all-weather track was completed this fall. A new athletic field complex, including baseball field, two softball fields, hockey field, and archery range, is being readied to open for first use this spring.

College enrollment is at a record 734. The college has grown for eight consecutive years, increasing by two-thirds in that span.

Accredited by the Northwest Association of Secondary and Higher Schools, the college offers 20 majors in six divisions: Education, Fine and Applied Arts, Language Arts, Natural Science, Religion, and Social Science. George Fox is one of 13 members of the national Christian College Consortium. The college has a student-faculty ratio of 17/1, with nearly 60 percent of faculty members having doctorates.

George Fox students come from 24 states and 4 foreign countries. Nearly 40 religious denominations are represented on campus.

Alumni of George Fox are primarily in service-oriented vocations of Christian ministries, education, social work, and medical fields. The college's most prominent alumnus is the late President Herbert Hoover, who attended Pacific Academy.

GFC ATHLETICS

Intercollegiate athletics is an integral part of the overall education program at George Fox. Men's varsity athletic teams represent the college in baseball, basketball, track, soccer, and cross-country.

George Fox College competes as an independent on the varsity level. Its schedules are coordinated with both the Evergreen Conference and the Northwest Conference and with other independents in the Northwest. George Fox is a member of the National Association of Intercollegiate Athletics (NAIA), District 2.

Women students compete in field hockey, volleyball, cross-country, basketball, tennis, track, and softball. The college is a member of the Women's Conference of Independent Colleges and the Northwest College Women's Sports Association.

For students not participating in the varsity program, GFC has a complete intramural program including flag football, basketball, volleyball, softball, and tennis.

Athletic facilities include the new Coleman H. Wheeler Center for Sports and Physical Education; Colcord Field, which includes a football/soccer field and new all-weather rubberized track; and tennis courts. A new athletic field complex containing baseball diamond, two softball fields, hockey field, and archery range is under construction, to be completed this school year.

Wheeler Center, completed in 1977 in a \$2.6 million project, includes the James and Lila Miller Gymnasium with three basketball courts and seating for up to 2,700; multipurpose, class, and weight rooms; faculty and administrative offices; handball courts; dressing and therapy rooms.



THE BRUIN NICKNAME

George Fox College is represented by the nickname and mascot "Bruin." But it's not always been so, even though it should have been.

The nickname comes from a real bear captured in 1887 just two years after Pacific Academy (the college's predecessor) was established. The small cub was captured in the coast range foothills west of Carlton when its mother was shot. The young cub was brought to campus by a student and later lived with a faculty member. When it grew to adulthood it was kept in a pit in what is now known as Hess Creek Canyon south of the campus. It escaped one too many times and was turned into steak for the dining table and the hide preserved on a frame and displayed in an early campus museum. When it deteriorated several years later, it was taken to a campus furnace room to be destroyed, but the framework proved a problem in dismantling, so it was left sitting in a corner. Students found the old Bruin skin later and began skirmishes over ownership, a tradition that continued 85 years later. "Bruin Junior," a replica, under a set of guidelines passed down for years, was fought over periodically in class competition with the class able to physically drag the Bruin replica off campus declared the rightful owner until next "flashed."

Even with the Bruin tradition, somewhere along the line, the "Quaker" tag to athletic teams came into popularity with sportswriters because of the college's church affiliation, and that nickname was used, along with a mascot "Foxy George," a little fox with a Quaker hat. Both gained acceptance for a period in the 1950s and 1960s until a vote of faculty, students, and administration in 1970 reinstated the Bruin nickname to its rightful place.

THIS IS WHERE THE GAME IS PLAYED



George Fox College begins its third year in the Coleman H. Wheeler Center for Sports and Physical Education. Completed in June 1977, the \$2.6 million, 55,000-square-foot complex is the college's largest building. It contains the James and Lila Miller Gymnasium, the Bruin home court.

The sports center was designed by noted architect Pietro Belluschi, with a wooded canyon setting chosen as the center's location. The building features wood products and a large window area overlooking the adjacent natural terrain.

Three times larger than Hester Gymnasium, which it replaced, the Wheeler Center features a 116 x 174-foot gymnasium with three basketball courts and seating for 2,700 spectators. The gymnasium ceilings are 32 feet over the hardwood maple floor. The gym provides three volleyball courts and five badminton courts.


The building is entered on two levels—ground level on the east side through nine doors for the general public and after crossing a 200-foot bridge; and on the second floor on the west side for campus personnel. There is a two-floor lobby featuring oak parquet floors.

Contained on the upper level are athletic administration and faculty offices, staff room, and class, weight, and multipurpose rooms.

The lower level contains a concession area and ticket sales area, dressing rooms, team rooms, laundry, equipment-issuing room, and storage space. An east wing of the building houses two handball courts.

The building is named for long-time Oregon lumberman Coleman H. Wheeler, former chairman of the board of Willamette Industries. The gymnasium is named for board member James Miller and his wife Lila. He is the former president of Cascadia Lumber Co. The building was dedicated Oct. 17, 1977.

BRUINS COMPETE IN NAIA



The National Association of Intercollegiate Athletics (NAIA) is a completely autonomous association that administers programs leading to national championships in 15 events for more than 500 fully accredited four-year colleges and universities in all 50 states and Canada.

Established in 1940 as the National Association of Intercollegiate Basketball the NAIB evolved from the institution of a "National Small College Basketball Tournament" that was inaugurated in 1937. In 1952, the NAIB expanded to include tennis, outdoor track, and golf, and that year the organization was renamed the NAIA.

Since that time the NAIA has further enlarged to encompass football (two divisions were formed in 1970), cross-country, baseball, and swimming, which were added to the NAIA championship program in 1956, wrestling (1958), soccer (1959), gymnastics (1964), indoor track (1956), ice hockey (1968), and volleyball (1969).

With its national headquarters and staff located in Kansas City, Missouri, the NAIA is organized into 31 districts. The District Executive Committee is the governing body in each district, with the district chairman serving as the chief officer. Within the district an eligibility chairman and publicity chairman are appointed to handle various duties.

A major factor in the success of the NAIA program is the importance placed on "grass roots" organizations, in which each district administers and organizes the programs of the schools within their own district. The districts are usually small enough in the number of schools involved that each individual institution has a major voice in the policy and decision-making process within that district. This procedure carries forward to the national level, where each of the 31 districts has an equal voice in national matters.

The NAIA clearly outlines its own responsibilities and those of its members: a sound athletic program, administered and controlled by those responsible for the administration of the college or university. The NAIA encourages a broad program of athletic pursuits in its member institutions and aims at uniformity and equity in policies and practices through its district and national championship events.

Eligibility rules in the NAIA govern all competition in sports recognized by the NAIA, not just post-season competition. These rules must be adhered to by all NAIA member institutions, including those members holding dual affiliations with other associations. NAIA member institutions must pay the annual membership dues and be in support of the policies of the Association.

NAIA DISTRICT 2

George Fox College men's athletic teams compete in District 2 of the National Association of Intercollegiate Athletics (NAIA). Eighteen teams currently make up the district, all but six within the state of Oregon. They include the four members of the Northwest Conference, four members of the Evergreen Conference, and 10 independent schools, including George Fox.

The district tip-off and play-off guidelines are established by a basketball committee, composed of the 18 coaches. The play-off system this year involves an eight-team tournament including the colleges rated highest by the "Sempert System," which awards points based on wins and losses against teams with winning and losing records.

Members of NAIA District 2 are Brigham Young—Hawaii, Chaminade University, College of Idaho, Concordia College, Eastern Oregon State, George Fox, Hawaii Pacific College, Lewis and Clark, Linfield, Northwest Nazarene, Oregon College of Education, Oregon Institute of Technology, Pacific, Southern Oregon, University of Hawaii—Hilo, Warner Pacific, Western Baptist, and Willamette.

George Fox College has been in the NAIA District 2 playoffs seven of the last nine years, missing only last year and in the 1975-76 season, when the Bruins did not participate, even though they had the best record in the district (19-8), because of then-existing play-off regulations that have since been altered.

The Bruin district play-off record:

1970-71—Willamette University (lost 103-69)

1971-72—Willamette University (lost 69-60)

1972-73—Linfield College (won 95-88)

Pacific University (won 68-67) (District Title)

Defiance (Ohio) College (lost 82-62) (NAIA national championships)

1973-74—Pacific University (won 92-72)

Oregon Institute of Technology (lost 55-54)

1974-75—Oregon Institute of Technology (lost 72-56)

1976-77—University of Hawaii—Hilo (lost 85-79)

1977-78—Oregon Institute of Technology (lost 79-65)

THE SEMPERT SYSTEM: GETTING TO THE PLAYOFFS

The Sempert System, named for Dean Sempert of Lewis and Clark College in Portland, is a system of points that are earned by each team in the district in the following manner:

Four (4) points for a win on the road against a better-than-.500 team.

Three (3) points for a win on the road against a less-than-.500 team.

Three (3) points for a win at home against a better-than-.500 team.

Two (2) points for a win at home against a less-than-.500 team.

One (1) point for a loss at home or on the road against a better-than-.500 team.

No (0) points for a loss at home or on the road against a less-than-.500 team.

(All neutral court games are counted as away games.)

A LOOK AT THE PAST

The game of basketball was invented by Dr. James Naismith in 1891, and it took just seven years for it to be brought to George Fox College (then called Pacific College).

College board member and community leader T. W. Hester and others first saw the game played at the Portland YMCA. They were captivated by the new game and secured a ball, which they brought back to the college. The first exhibition game was played shortly thereafter, in the winter of 1898, and the first site was the third floor of the old Commercial Hotel on North Main Street because the college had no adequate space for the new sport.

The first gymnasium on the campus was the upper part of one wing of an old academy building (Hoover Hall), built in 1885 and torn down in the mid-1950s. A one-room wood gymnasium building was constructed in 1916 and served until 1946, when the college opened Hester Gymnasium, a concrete block structure built partly by student/faculty labor at a cost of \$40,000. The building, with a single hemlock playing floor and seating for 1,100, served through the 1976-77 season with opening of Wheeler Center.

College athletic affiliation in men's basketball over those years has gone from independent status to membership in the old Willamette Christian College Conference, the Metropolitan Conference, the Oregon Collegiate Conference, and back again to the present status as a major small college independent member of NAIA District 2 (joined in 1965). In 1973 George Fox was the district champion and has been in the district playoffs seven of the last nine years.

"Our greatest basketball year," according to a college publication, "The First Fifty Years" (published in 1941), "was reached in 1917 when Pacific College won the [Willamette Valley] league championship and defeated Oregon State College 34-25." There have, of course, been many significant wins, seasons, and players throughout the last 81 years. Much of that history, however, has been lost because of the lack of available information and incomplete records prior to NAIA membership in 1965. Highlights and records since that time appear on the following pages. Pre-NAIA statistics available show these marks: Bill Hopper with a 42-point game and 17 field goals, March 2, 1956, against the Greenleaf, Idaho, Town Team, and Cub Grimm in 1952-53 season with a 21.0 game average, and 26 free throws in a contest with the Oregon Medical School in 1953.



1978-79 HIGHLIGHTS

For the 1978-79 George Fox basketball Bruins the season started in November. And for all practical purposes it may also have been over that month. It was then that Coach Sam Willard and team learned they would be without the services all year of senior forward Dave Adrian. The designated captain and leading returning scorer sat out the season with an injured knee, twisted in a preseason practice game. He later required surgery.

It was just the first of a series of injuries that plagued the Bruins: broken nose, a foot fracture, torn leg ligaments. The injuries, coupled with individual defections after the losses started, forced rapid turnover of personnel as the Bruins used 15 players in the season, adding four in late season to augment the depleted roster.

It never quite worked as the Bruins dropped to a 9-20 record, never producing more than two consecutive wins, and twice suffering four-game loss strings. It was the first losing season for George Fox in nine years.

At home in Miller Gym the Bruins had their only bright spot, winning 7 of 13 home games. But on the road it was a poor 2-14 mark. Part of that may have been due to the tough schedule that had the Bruins on the road in 13 (including 8 in a row) of the first 16 contests, with one series that took them nearly 6,000 miles to Hawaii and back, then the next weekend to Idaho.

Most of the season the starting line-up consisted of one senior, a sophomore, and three freshmen. They gained experience but few wins.

Unlike two seasons back when superstar Paul Cozens, an NAIA All-American, himself broke 10 school records, the 1978-79 Bruins set just four records, three of those by senior guard Gary Chenault.

Chenault, a master at the free throw line, captured NAIA District 2 free throw accuracy honors—and an All Star second team position—with a .922 average on 71 of 77 attempts. At one point he made 56 consecutive shots, just nine short of the national NAIA record. His accuracy set a new GFC season mark in that category and improved his career free throw accuracy record to .871, a school record. He also established a new record in most steals, 72, and led the Bruins in 9 of 13 statistical categories. The only team record established was 295 steals, topping by two the 1976-77 season total. Complete season statistics are on page 20.

1978-79 STATISTICAL HIGHLIGHTS

Longest Win String—3 games

Longest Loss String—4 games

Most Points Scored—104 vs. BYU—Hawaii

Fewest Points Scored—51 vs. Northwest Nazarene;
BYU—Hawaii

Most Points Allowed—109 vs. Western Baptist

Fewest Points Allowed—54 vs. BYU—Hawaii

Most Rebounds—52 vs. Western Baptist (twice);
Southern Oregon

Most Individual Points—31 Phil Barnhart vs. Hawaii
Pacific

Most Individual Rebounds—17 Mike Peregrin vs.
Southern Oregon

Largest Margin of Victory—17 vs. BYU—Hawaii
(104-87)

Largest Margin of Defeat—23 vs. Linfield (107-84);
Central Washington (82-59)

HOW IT LOOKS FOR 1979-80

"We're looking for a good year," says Bruin Coach Sam Willard. But you can't blame him when he says that with some caution.

He thought the same thing a year ago, but injuries and personnel problems brought an end to those hopes.

"I feel comfortable with the known factors; the unknown will determine how ultimately good we become," Willard says now.

"George Fox is going to be right up with the past," Willard says, bolstering the Bruin fans who last year suffered through the first losing season in nine years.

"We need an injury-free year to have a great year," says the fourth-year Bruin coach. That doesn't mean those are the only concerns, for depth appears to be of some concern, also the lack of great speed.

But that is more than compensated for with some strengths that include "one of the finest front court combinations around." That includes senior Dave Adrian and two top transfers—Jeff Loe and Hille van der Kooy. And Willard says this year there will be a height advantage and stronger defensive ability with "intimidation in the middle"—that coupled with good, and experienced, perimeter players.

Giving encouragement to Willard is the return of forward Adrian, who missed all of last season with a knee injury suffered in a preseason practice. Adrian is one of the college's all-time, all-around best players. He's fourth in all-time scoring (1,124 points), eighth in rebounding, and fourth in assists, leading the team two seasons back (114), and could be the all-time leader at the end of this year as well as the second leading scorer, right behind All-American Paul Cozens. Adrian averaged 17 points a game in his last season.

Also back, and counted upon heavily, are junior Phil Barnhart and sophomore Mike Royer, two of the best guards around. Barnhart was the team's second leading scorer last season (12.4 points) with a game high of 31. Royer earned a starting role as a freshman and finished just behind Barnhart in scoring at 12.2. He twice had game highs of 26 points.

The returners are augmented by van der Kooy, who is George Fox's tallest-ever player at 6-10; he averaged seven points a game last year in a reserve role at Westmont College. Loe, a transfer from Eastern Montana via Wenatchee Valley Community, averaged 17.4 points a game.

There are also two other transfers to add experience to the depleted ranks of last year, and four other newcomers to the Bruins.

"We have everything going for us, especially spiritually," says Willard. "I sense excitement in stressing that Christ is THE center of our team; we'll always keep that in mind."

EXPERIENCE CHART

LETTERMEN RETURNING: Dave Adrian, Phil Aronson, Phil Barnhart, Tom Brase, Mike Royer

STARTERS RETURNING: Dave Adrian, Phil Barnhart, Mike Royer

NEWCOMERS: Mike Brewer, Earl Flemming, Jeff Loe, Keith Nottage, Ed Roth, Dave Scarth, Hille van der Kooy, Scott Wilding

BY CLASSES: Seniors—Dave Adrian, Jeff Loe; Juniors—Phil Aronson, Phil Barnhart, Tom Brase, Mike Brewer, Earl Flemming, Hille van der Kooy, Scott Wilding; Sophomores—Keith Nottage, Ed Roth, Mike Royer; Freshmen—Dave Scarth

COACH SAM WILLARD

Sam J. Willard is in his fourth season at the George Fox basketball helm. In his first year Willard took the Bruins to a 20-9 record, the best ever in the school's history and the first time a 20-win season had been reached. The second season the Bruins posted a 15-14 record (16-13 on the court, but one game forfeited with an ineligible player). Both seasons the Bruins were in the NAIA District 2 playoffs. Last season it was a different story as the Bruins dropped to a 9-20 record with injuries and personnel problems plaguing the efforts. Willard's out to change that.



The Willard era began May 15, 1977, as he was named head basketball coach and athletic director to replace Lorin Miller. He officially began those duties three months later. The dual role is not unfamiliar to Willard: he held similar duties at Big Bend Community College in Moses Lake, Wash., for seven years before being chosen for the George Fox positions.

Willard's selection in itself is a measure of his qualities: he was the top choice for the post after a screening committee considered dozens of candidates from across the nation. Maintaining a winning tradition was a strong factor, but equally important were the personal attributes and characteristics reflecting the George Fox objectives.

Coaching has been Willard's background for the last 18 years. It's been impressive with an overall coaching record of 319 wins and 204 losses. In 1966 the Bruin mentor was Coach of the Year on the prep level in Idaho while he coached at Caldwell High. Willard guided basketball at Middleton from 1960 through 1965, then spent four years, until 1969, at Caldwell. His teams were in the state tournaments seven of those nine years, placing at least third each year. He coached his team to the state championship title twice, one year with an undefeated 27-0 mark.

Willard, 44 (June 4, 1935), has his own personal basketball mark, too. A graduate of Northwest Nazarene College in 1959 Willard, in a guard slot, helped the Crusaders to the NAIA national championship playoffs in 1957. A "preacher's kid," Willard played high school ball in Williston, North Dakota, where he was an All-State guard.

With a real concern for the individual as a person as well as a player, Willard, basically a quiet person, says he has only "total excitement and optimism" about the Bruin program.

Academically, Willard holds a master's degree from Central Washington State following summer sessions at Oregon State and Arizona State. That knowledge is used now as an associate professor of physical education on the GFC faculty. For five summers Willard was assistant director and athletic director for a Youth Conservation Camp in Moses Lake.

Willard has coached summer basketball camps and clinics in Washington, Oregon, and California. He had his own Mt. Shasta Camp in Northern California and assisted the last two summers with Portland Trail Blazer Coach Jack Ramsay's summer camps held on the George Fox campus.

Willard is an active Kiwanian and a member of the Nazarene Church. He and his wife Myrna, a Newberg kindergarten teacher, have four children: Sherelyn, 16, Samantha, 13, Buntly, 12, and Whitney, 11.

ASST. COACH MARK VERNON

Mark Vernon, who holds the Bruin's all-time career high average in assists at 3.94, continues to assist the Bruin basketball efforts.

Vernon, a 1977 graduate, returns as assistant to Coach Sam Willard, a post he held two seasons back while teaching in Newberg area schools. He returned to his hometown of Seattle last year to enter the appraising business, but this season he's again teaching in the Newberg area and again guiding the Bruins.



It's a background of team ball and honors for Vernon, 25, who maintained a 3.80 average in his physical education major. In his senior year Vernon produced assists at the rate of 5.34 a game. He was named the team's Most Inspirational Player by his teammates. The honors kept coming as he was named George Fox's Outstanding Physical Education major on the basis of his participation in basketball, as well as back-to-back intramural championships in men's singles in tennis and in golf his two years at George Fox.

Honors continued as Vernon was named George Fox's Outstanding Young Person in Teacher Education by Phi Delta Kappa, a national professional educators association. The award is based on academic achievement, activities, leadership, and standards of character.

A scrappy guard, good on defense, and a sharp passer with the Bruins, Vernon also played one year at Highline Community College, receiving both Best Defense and Hustle awards.

His previous coaching has included his stint at GFC in coaching, scouting, and recruiting; coaching elementary grade basketball teams in Newberg; helping with the Jack Ramsay summer basketball camps; instructing the George Fox golf classes; instructing for the Seattle Park Department; and two years as a midget football coach and Little League baseball coach in Seattle.



THE BRUINS—AS INDIVIDUALS



Adrian



Aronson

DAVE ADRIAN

Senior . . . 6-4 . . . 175 . . . Forward
Beaverton, Ore. (Sunset)

One of George Fox's all-time, all-around best players . . . missed last season with a knee injury . . . already fourth in all-time scoring, eighth in rebounding, and fourth in assists . . . led the team in assists (114) in 1977-78 and could be the all-time leader at the end of this year . . . should finish second in all-time scoring . . . the team captain . . . defense and leadership are his great assets . . . has single-game highs of 31 points and 13 rebounds . . . gained experience two summers ago through play for Athletes in Action in South America . . . one of Oregon's most sought-after prep stars as he captained the 1975 state high school championship team . . . a Christian ministries major . . . Born Feb. 2, 1957; son of Mr. and Mrs. Hal Adrian . . . Nickname: "A.D." Name pronunciation "Aid-re-in"

WILLARD SAYS: "He's the most team-supportive player I've ever had; he leads by example and we'll rely on his leadership; this is the year for Dave; he has tremendous ability and we welcome him back"

Year	G	FG	%	FT	%	Rb.	Avg.	Ast.	Pts.	Avg.
75-76	27	126/263	.479	59/177	.766	114	4.2	85	311	11.5
76-77	28	119/237	.502	79/102	.775	112	4.0	91	317	11.3
77-78	29	241/423	.506	68/95	.716	150	5.2	114	496	17.1
Career	84	459/923	.497	206/274	.752	376	4.5	290	1124	13.3

PHIL ARONSON

Junior . . . 6-3 . . . 170 . . . Forward
Seattle (West Seattle)

Last season's Most Inspirational player . . . one of the most intense players on the court . . . joined the team in midseason last year . . . had a game high of 14 points a year ago . . . strength is reading the situation and staying in the flow of the game . . . a math major . . . Born Oct. 20, 1958; son of Mr. and Mrs. Connie Aronson . . . Nickname: "Worm." Name pronunciation: "Air-un-son"

WILLARD SAYS: "We get more, physically and mentally, out of Phil than any player we have; he takes a leadership role in doing whatever it takes for a team to be successful"

Year	G	FG	%	FT	%	Rb.	Avg.	Ast.	Pts.	Avg.
78-79	15	12/28	.429	18/21	.857	39	2.6	9	42	2.8



Barnhart



Brase



Brewer

PHIL BARNHART

Junior . . . 6-3 . . . 175 . . . Guard
Cashmere, Wash. (Cashmere)

Earned a starting role as a freshman . . . has had a game high of 31 points and 9 rebounds . . . was the second leading scorer last year . . . has very good court savvy . . . good ability, both inside and outside . . . very sound fundamentally . . . defense is outstanding . . . a first-team All-State A choice in Washington as a high school senior . . . captain of his team that won all 26 games, scoring 22.1 points a contest . . . a business education major . . . Born June 5, 1959; son of Mr. and Mrs. Roger Barnhart . . . Nickname: "Barney."

WILLARD SAYS: "We're looking for Phil to have a great year, to give us great backcourt skill . . ."

Year	G	FG	%	FT	%	Rb.	Avg.	Ast.	Pts.	Avg.
77-78	29	47/92	.511	43/65	.662	68	2.3		137	4.7
78-79	29	131/266	.492	97/128	.758	108	3.7		359	12.4
Career	58	178/358	.498	140/193	.725	176	3.0		496	8.5

TOM BRASE

Junior . . . 6-5 . . . 205 . . . Post
Trout Lake, Wash. (Trout Lake)

A hard worker who moved up to the varsity squad at the end of last season, playing in eight games . . . his strength is rebounding and defense . . . at Trout Lake he averaged 27.7 points a game and 17.4 rebounds to become Washington's top high school scorer . . . an All-American designation his senior year, he also won All-State second team honors and All-League designation . . . a PE and business major . . . Born Feb. 3, 1959; son of Mr. and Mrs. Jack Brase . . . Name pronunciation: "Brace"

WILLARD SAYS: "Tom is a hard worker, very determined, and a great supportive member of the team . . ."

Year	G	FG	%	FT	%	Rb.	Avg.	Ast.	Pts.	Avg.
78-79	8	5/16	.313	7/15	.467	17	2.1	2	17	2.1

MIKE BREWER

Junior . . . 6-5 . . . 170 . . . Forward
Fort Wayne, Indiana (Elmhurst)

A transfer from Big Bend Community College, where he averaged 10 points a game last season and 11 rebounds . . . an extremely quick player . . . strong . . . good rebounder . . . great capacity for work . . . a physical education major . . . Born Sept. 12, 1958; son of Mrs. Sarah Brewer.

WILLARD SAYS: "Mike is highly coachable and we're looking for a good year from him . . ."



Flemming



Loe



Nottage

EARL FLEMING

**Junior . . . 6-1 . . . 175 . . . Guard
Indianapolis, Ind. (Harry E. Wood)**

A transfer from Big Bend Community College, where he averaged 13.0 points a game last season . . . comes highly recommended . . . will give the team a great deal of quickness . . . a good shooter coming off serious ankle injury . . . MVP for high school football team . . . a social services major . . . Born Jan. 3, 1958; son of Mr. and Mrs. R. C. Brown.

WILLARD SAYS: "*Earl has good potential, but must come to grips with defensive and team play for us*"

JEFF LOE

**Senior . . . 6-6 . . . 190 . . . Forward
Coulee Dam, Wash. (Lake Roosevelt)**

A transfer from Eastern Montana via Wenatchee Valley Community, where he was the school's Athlete of the Year as a sophomore . . . scored 17.4 points a game as a CC sophomore, being named Most Valuable and team captain . . . a first team All-Eastern Region pick in Washington, both freshman and sophomore years . . . a high school stand-out at 20.4 points a game, named Athlete of Year, Most Valuable, and Captain as a senior, when he also was student body president . . . great shooting ability . . . a good passer . . . a business major . . . Born Dec. 11, 1957; son of Mr. and Mrs. Wallace Loe . . . Name pronunciation: "Lo"

WILLARD SAYS: "*Jeff will complement our defensive effort greatly; we're looking for a big year from him. . . .*"

KEITH NOTTAGE

**Sophomore . . . 6-1 . . . 155 . . . Guard/Forward
Tacoma, Wash. (Tacoma Baptist)**

Although this is his second year at GFC, it is his first on the basketball team . . . a highly successful high school background, where he averaged 15.5 points a game and 10 rebounds as a senior . . . MVP on high school squad as senior . . . good jumping ability . . . speed . . . toured last summer in Europe with Northwest Basketball Camp team . . . also soccer player for the Bruins . . . a social services major . . . Born Feb. 3, 1960; son of Mr. and Mrs. James Nottage.

WILLARD SAYS: "*Keith has one of the greatest attitudes on the team*"



Roth



Royer



Scarth

ED ROTH

Sophomore . . . 5-10 . . . 170 . . . Guard

Newberg, Ore. (Bradley High in Bradley, Ill.)

A good shooter, a smart ball player . . . a transfer from Olivet Nazarene College, but did not play varsity ball . . . averaged 10 points a game in high school ball . . . has talent but lacks experience . . . psychology major . . . Born July 28, 1961; son of Mr. and Mrs. Neil Roth.

WILLARD SAYS: "An opportunity year for Ed; a great kid who fits into our style of ball"

MIKE ROYER

Sophomore . . . 6-2 . . . 175 . . . Guard/Forward

Quincy, Wash. (Quincy)

A super shooter with good jumping ability . . . as a freshman last season was third high in scoring and second in assists . . . twice had game highs of 26 points . . . one of the most highly sought prep starts in Washington, where he was an All-State first team selection two years, All-Conference three years, and Athlete of the Year at Quincy . . . Most Valuable player three seasons at Quincy, where he averaged 24.8 points a game . . . a liberal arts major . . . Born Jan. 25, 1960; son of Mr. and Mrs. Dwight Royer . . . Nickname: "Freddie"

WILLARD SAYS: "Mike has the kind of talent George Fox needs; we're looking forward to his ability at both forward and guard"

Year	G	FG	%	FT	%	Rb.	Avg.	Ast.	Pts.	Avg.
78-79	28	155/320	.484	31/53	.585	122	4.4		341	12.2

DAVE SCARTH

Freshman . . . 6-1 . . . 175 . . . Guard

Portland, Ore. (Grant)

A starting guard who helped his high school team to the State AAA tournament . . . averaged seven points a game . . . a fair shooter . . . good defensive abilities . . . smart player . . . an economics major . . . Born Jan. 18, 1961; son of Mr. and Mrs. James Scarth.

WILLARD SAYS: "Dave's efforts don't always show up in the statistics; he doesn't make many mistakes and does some things very well"



van der Kooy



Wilding

HILLE VAN DER KOOY

Junior . . . 6-10 . . . 220 . . . Post

Makkum, Netherlands (Pedagogical Academy)

The tallest player ever to play at George Fox . . . a transfer this season from Westmont College, where he played two seasons . . . averaged 7.1 points and 5.0 rebounds a game in playing just 15 minutes per contest . . . team oriented . . . a good passer . . . a sharp shooter inside . . . a psychology major . . . Born June 8, 1956; son of Mr. and Mrs. J. H. van der Kooy . . . Name pronunciation: "Hilluh van der Koy"

WILLARD SAYS: "Hille is a very coachable young man, the kind of ball player you can demand a great deal from and get in return"

SCOTT WILDING

Junior . . . 6-1 . . . 185 . . . Guard/Forward

Twin Falls, Idaho (Twin Falls)

A player who made the team by his hard work . . . an aggressive player . . . team oriented . . . a transfer from Mt. Hood Community but did not play organized ball . . . a liberal arts major . . . Born Nov. 25, 1957; son of Mr. and Mrs. Norman Hunt.

WILLARD SAYS: "We don't have a more determined or aggressive player"



BRUIN STAFF

FRANK KYTE is one of the "veterans" in Bruin athletics. Kyte is the college athletic trainer, a program he developed beginning as a student at George Fox. A 1975 graduate of the college in physical education, Kyte started as a student trainer for basketball and now handles all athletic teams. In 1977 Kyte completed a sports medicine program on a master's degree level at Portland State University and is a Certified Athletic Trainer. He is the first to hold a full-time trainers post (created two years ago) at the college, and George Fox is one of the first small colleges in Oregon with such a position. In addition, Kyte has developed an athletic trainers program for George Fox, a new academic course offering starting this year under his guidance. A native of Albuquerque, New Mexico, Kyte and his wife, Shirley, have a year-old daughter, Heather.



MIKE WIRTA is the team statistician, heading a crew of student assistants. A member of the college's custodial service staff, Wirta is a 1974 George Fox graduate and perhaps one of the most loyal Bruin fans—at one time with the only BRUINS license plate in the state.

A Newberg native, Wirta devotes many volunteer hours of compiling facts and figures on the players and the team, both home and away, and in maintaining historical records. He holds down the statistician role for the ninth year.



BARRY HUBBELL has directed the George Fox Sports Information program since 1970. He joined the college staff in 1968 as Director of Information and in 1972 was named Director of College Relations, overseeing all college publicity and promotion. A 1964 graduate of the College, he was a correspondent for Portland and Salem newspapers and a McMinnville radio station before assuming his George Fox positions. In addition to his College role, he serves as Publicity Chairman for Northwest Yearly Meeting of Friends Church and is chairman of the organization's Publication Board. He is a member of the NAIA Sports Information Directors Association and the College Sports Information Directors Association. In 1978 his Bruin basketball programs were named best in the nation for small colleges by CoSIDA, and three years ago the college's basketball press guide was judged eighth best in the NAIA.

SPORTS INFORMATION ASSISTANTS—

Mike McCorkle, Mike Royer

BALL BOYS—Buntly Willard, Ty Hollister

PEP BAND—Ed Lehman, Director

BRUIN HOSTS / HOSTESSES



Eight students have been chosen from dozens volunteering to become 1979-80 hosts and hostesses for Bruin basketball. They provide service at home games—giving information, programs, refreshments to press and statisticians, and smiles to all.

Back Row (left to right): Keith Nofziger, Lebanon, Ore., senior; Pam Uchiyama, Portland sophomore; Malina Dayton, Hillsboro, Ore., sophomore.

Front (left to right): Sue Chandler, Newberg senior; Sue Macy, Eugene, Ore., sophomore; Kathy Bodin, Missoula, Montana, junior; Frank Engle, Melba, Idaho, sophomore.

BRUIN RALLY SQUAD



Bruin basketball cheers this year are led by (top to bottom) Denise Butts, Rogue River, Ore., sophomore; Dave Bowers, Salem, Ore., junior; Nancy Johnson, Warrenton, Ore., junior; Jeff Crosgrove, Gladstone, Ore., junior; Steve Harmon, Camano Island, Wash., sophomore; and Sandra Burns, Tacoma, Wash., sophomore.



Back Row: (left to right) Coach Willard, Adrian, Brase, van der Koooy
Front Row: Roth, Scarth, Royer, Wilding, Nottage, Barnhart

GEORGE FOX COLLEGE 1971-72

Name	Home	Away	Pos.	Height	Weight	Avg
ADRIAN, Dave	32	33	F	6-4	175	22
ARONSON, Phil	34	35	F	6-3	170	23
BARNHART, Phil	30	31	G	6-3	175	20
BRASE, Tom	50	51	P	6-5	205	26
BREWER, Mike	42	43	F	6-5	170	23
FLEMMING, Earl	10	11	G	6-1	175	25
LOE, Jeff	40	41	F	6-6	190	23
NOTTAGE, Keith	52	53	G/F	6-1	155	19
ROTH, Ed	22	23	G	5-11	170	18
ROYER, Mike	20	21	G/F	6-2	180	19
SCARTH, Dave	12	13	G	6-1	175	18
VAN DER KOOY, Hille	54	55	P	6-10	220	23
WILDING, Scott	24	25	G/F	6-1	185	27

NUMERICAL ROSTER

12/13	Dave Scarth
20/21	Mike Royer
22/23	Ed Roth
24/25	Scott Wilding

10/11 Earl Flemming



n der Kooy, Loe, Brewer, Coach Vernon, Trainer Kyte.
art, Flemming, Aronson

79-80 BASKETBALL ROSTER

Year	Exp.	Hometown (High School)
Sr.	3V	Beaverton, Ore. (Sunset)
Jr.	1V/1JV	Seattle, Wash. (West Seattle)
Jr.	2V	Cashmere, Wash. (Cashmere)
Jr.	1V/1JV	Trout Lake, Wash. (Trout Lake)
Jr.	2JC	Fort Wayne, Indiana (Elmhurst)
Jr.	2JC	Indianapolis, Indiana (Harry E. Wood)
Sr.	2JC/1V	Coulee Dam, Wash. (Lake Roosevelt)
So.	HS	Tacoma, Wash. (Tacoma Baptist)
So.	HS	Bradley, Illinois (Bradley)
So.	1V	Quincy, Wash. (Quincy)
Fr.	HS	Portland, Ore. (Grant)
Jr.	2V	Makkum, Netherlands (Pedagogical Academy)
Jr.	HS	Twin Falls, Idaho (Twin Falls)

30/31 Phil Barnhart
32/33 Dave Adrian
34/35 Phil Aronson
40/41 Jeff Loe

42/43 Mike Brewer
50/51 Tom Brase
52/53 Keith Nottage
54/55 Hille van der Kooy

1978-79 ACCUMULATIVE STATISTICS

Player	G	FG	FGA	PCT.	FT	FTA	PCT.	ORE	DRE	TRE	RPG	PF	BLK	STL	AST	TP	PPG
Adrian, Tim	29	74	205	.361	57	81	.704	52	104	156	5.4	72	4	20	96	205	7.1
Alaniz, Juan	11	5	13	.385	0	0	.000	1	3	4	0.4	9	0	3	1	10	0.9
Aronson, Phil	15	12	28	.429	18	21	.857	12	27	39	2.6	27	1	4	9	42	2.8
Barnhart, Phil	29	131	266	.492	97	128	.758	44	64	108	3.7	56	4	47	81	359	12.4
Brase, Tom	8	5	16	.313	7	15	.467	6	11	17	2.1	18	1	1	2	17	2.1
Chenault, Gary	29	210	402	.522	71	77	.922	20	28	48	1.7	64	1	72	82	491	16.9
De Main, Gary	5	3	7	.429	5	7	.714	2	3	5	1.0	6	0	3	1	11	2.2
Friesen, Wes	17	8	28	.286	7	8	.875	6	17	23	1.4	13	1	2	2	23	1.4
Griffin, Gregg	28	34	83	.410	28	42	.667	14	23	37	1.3	74	1	22	43	96	3.4
Laughland, Bob	10	8	19	.421	3	6	.500	6	2	8	0.8	13	0	4	6	19	1.9
Peregrin, Mike	29	64	136	.471	26	52	.500	68	116	184	6.3	65	17	34	31	154	5.3
Royer, Mike	28	155	320	.484	31	53	.585	31	91	122	4.4	63	5	38	93	341	12.2
Strutz, Jon	4	1	3	.333	0	0	.000	0	1	1	0.3	2	0	0	0	2	0.5
Upchurch, Charles	26	115	259	.444	43	71	.606	52	112	164	6.3	65	3	29	28	273	10.5
Weisner, Darcy	26	34	107	.318	49	67	.731	20	40	60	2.3	52	1	16	28	117	4.5
TEAM REBOUNDS								71	66	137	4.7						
GFC	29	859	1881	.457	442	628	.704	405	708	1113	38.4	599	39	295	502	2160	74.5
OPPONENTS	29	945	1880	.503	457	624	.732	389	805	1194	41.2	629	72	256	565	2347	80.9

BRUIN RECORDS

(Since Joining NAIA)

INDIVIDUAL SINGLE GAME RECORDS

Most Points—38	Paul Cozens vs. Warner Pacific	2/21/78
Most Field Goals—17	Rob Wunder vs. Macalester	1/6/73
	Paul Cozens vs. Southern Oregon	2/19/75
Most Field Goals Att.—30	Rob Wunder vs. Macalester	1/6/73
Best F.G. Pct. (min. 10 att.)—.933 (14-15)	Paul Cozens vs. Pacific	12/17/76
Best F.G. Pct. (without miss)—1.000 (7-7)	Stan Reimer vs. OCE	1/6/68
	Gary Berg vs. Whitman	12/3/71
Most Free Throws Made—14	Tom Hewitt (14-15)	vs. Pacific 12/18/75
Most Free Throws Att.—18	Sammy Ibarra (12-18)	vs. Pacific 12/8/72
Best Free Throw Pct.—1.000	Paul Cozens (12-12)	vs. Warner Pacific 2/21/78
Best Free Throw Pct. (with miss)—.933	Tom Hewitt (14-15)	vs. Pacific 12/18/75
Most Rebounds—25	Gordy Loewen	vs. Warner Pacific 2/4/71
Most Assists—13	Tom Hewitt vs. Lewis-Clark St.	2/7/76
Most Turnovers—10	Ken Greenman vs. Pacific	12/8/72
	Sammy Ibarra vs. Whitman	12/29/73
Most Steals—7	Steve Strutz vs. Willamette	12/14/74
	Steve Strutz vs. Eastern Oregon	1/29/75
	Phaynes Reeda vs. NNC	1/31/75

INDIVIDUAL SEASON RECORDS

Most Points—692	Paul Cozens	1977-78
Best Average—23.9	Paul Cozens	1977-78
Most Field Goals Made—270	Paul Cozens	1977-78
Most Field Goals Att.—500	Rob Wunder	1973-74
Best Field Goal Pct.—.568	Paul Cozens	1976-77
Most Free Throws Made—152	Paul Cozens	1977-78
Most Free Throws Att.—168	Paul Cozens	1977-78
Best Free Throws Pct.—.922 (71-77)	Gary Chenault	1978-79
Most Rebounds—370	Paul Cozens	1977-78
Best Rebound Average—12.8	Paul Cozens	1977-78
Most Assists—177	Tom Hewitt	1976-77
Best Assist Average—6.1	Tom Hewitt	1976-77
Most Turnovers—110	Tom Ackerman	1970-71
	Phaynes Reeda	1974-75
Most Steals—72	Gary Chenault	1978-79
Most Fouls—110	Rob Wunder	1972-73
Most Games Played—31	7 Players tied	1972-73

INDIVIDUAL CAREER RECORDS

Most Points—2,187	Paul Cozens	1974-78
Best Average—19.35	Paul Cozens	1974-78
Most Field Goals Made—895	Paul Cozens	1974-78
Most Field Goals Att.—1,620	Paul Cozens	1974-78
Best Field Goal Pct.—.553	Paul Cozens	1974-78
Most Free Throws—397	Paul Cozens	1974-78
Most Free Throws Att.—470	Paul Cozens	1974-78
Best Free Throw Pct.—.870	Gary Chenault	1976-79
Most Rebounds—1,147	Paul Cozens	1974-78
Best Rebound Average—10.2	Paul Cozens	1974-78
Most Assists—404	Tom Hewitt	1973-77
Best Assist Average—3.94	Mark Vernon	1975-77
Most Steals—161	Gary Chenault	1976-79
Most Games Played—113	Paul Cozens	1974-78
Most Personal Fouls—303	Gordy Loewen	1968-72

TEAM SINGLE GAME RECORDS

Most Points (overtime)—123	vs. Linfield (123-116)
	(4 OTs) 12/30/75
Most Points (regulation)—109	vs. Columbia Christian
	(109-45) 1/8/74
Least Points—45	vs. Willamette (68-45) 12/15/72
Least Points Against—43	vs. Willamette (49-43) 11/29/73
Most Points Against—124	vs. Portland State (124-81) 1/13/78
Biggest Winning Margin—64	vs. Columbia Christian
	(109-45) 1/8/74
Biggest Losing Margin—62	vs. Lewis & Clark
	(112-50) 1/15/70
Most Field Goals—51	vs. Linfield 12/30/75
Most Field Goals Att.—114	vs. Columbia Christian 1/8/74
Best Field Goal Pct.—.646	vs. Warner P. (31-48) 2/10/78
Worst Field Goal Pct.—.202	vs. Pacific (21-104) 12/10/67
Most Free Throws Made—39	vs. Lewis & Clark (39-47) 1/8/71
Most Free Throws Att.—50	vs. NNC (30-50) 2/12/70
Best Free Throw Pct. (with miss)—.923	vs. NNC
	(36-39) 2/9/76
Best Free Throw Pct. (no miss)—1.000	vs. Warner Pacific
	(6-6) 2/12/77
Most Rebounds—97	vs. Columbia Christian 1/8/74
Most Assists—34	vs. Linfield 12/30/75
	BYU—Hawaii 2/9/79
Most Turnovers—48	vs. Whitman 12/29/73
Most Personal Fouls—45	vs. NNC 2/4/71
Most Steals—19	vs. Willamette 12/14/74

TEAM SEASON RECORDS

Most Wins	20 (20-9)	1976-77
Best Winning Pct.	.704 (19-8)	1975-76
Most Losses	23 (3-23)	1969-70
Least Losses	8 (19-8)	1975-76
Least Wins	3 (3-23)	1969-70
Lowest Winning Pct.	.115 (3-23)	1969-70
Most Points	2495	1976-77
Least Points	1816	1968-69
Most Points Against	2418	1977-78
Least Points Against	1964	1971-72
Highest Scoring Average	86.0	1976-77
Lowest Scoring Average	66.9	1965-66
Highest Scoring Average Against	89.0	1969-70
Lowest Scoring Average Against	66.6	1965-66
Most Field Goals Made	1003	1976-77
Most Field Goals Att.	2125	1973-74
Best Field Goal Pct.	.503	1976-77
Most Free Throws Made	524	1977-78
Most Free Throws Att.	723	1977-78
Best Free Throw Pct.	.740	1976-77
Most Rebounds	1406	1973-74
Most Assists	657	1976-77
Most Turnovers	592	1974-75
Most Steals	295	1978-79
Most Personal Fouls	647	1974-75
Longest Winning String	11 (games 2 thru 12)	1976-77
Longest Loss String	18 (games 8 thru 25)	1969-70

SCORING

<i>Year</i>	<i>Name</i>	<i>Total</i>	<i>Games</i>	<i>Average</i>
1965-66	Gary Blackmar	303	28	10.82
1966-67	Gary Blackmar	410	26	15.77
1967-68	Gary Blackmar	321	23	13.95
1968-69	Gordy Loewen	437	25	17.48
1969-70	Gordy Loewen	368	22	16.72
1970-71	Sammy Ibarra	408	28	14.57
1971-72	Gary Berg	378	25	15.12
1972-73	Sammy Ibarra	426	31	13.74
1973-74	Rob Wunder	567	30	18.90
1974-75	Paul Cozens	441	28	15.57
1975-76	Paul Cozens	530	27	19.62
1976-77	Tim Hardie	562	28	20.07
1977-78	Paul Cozens	692	29	23.86
1978-79	Gary Chenault	491	29	16.90

REBOUNDING

1965-66	Dave Alteneder	297	28	10.61
1966-67	Gary Blackmar	295	25	11.80
1967-68	Dave Alteneder	282	26	10.84
1968-69	Tom Ackerman	242	19	12.73
1969-70	Gordy Loewen	231	22	10.50
1970-71	Gordy Loewen	275	28	9.82
1971-72	Gordy Loewen	240	25	9.60
1972-73	Rob Wunder	234	31	7.55
1973-74	Ray Willis	289	30	9.63
1974-75	Ray Willis	277	30	9.23
1975-76	Paul Cozens	280	27	10.37
1976-77	Paul Cozens	305	29	10.51
1977-78	Paul Cozens	370	29	12.75
1978-79	Mike Peregrin	184	29	6.34

ASSISTS

1965-70	No record			
1970-71	Ed Fields	120	27	4.44
1971-72	Ed Fields	71	25	2.84
1972-73	Ed Fields	131	31	4.22
1973-74	Ray Willis	122	30	4.06
1974-75	Ray Willis	128	30	4.26
1975-76	Tom Hewitt	138	27	5.11
1976-77	Tom Hewitt	177	29	6.10
1977-78	Dave Adrian	114	29	3.93
1978-79	Tim Adrian	96	29	3.31

MOST VALUABLE PLAYERS

1968-69	Gordy Loewen	1974-75	Ray Willis
1969-70	Gordy Loewen	1975-76	Paul Cozens
1970-71	Gordy Loewen	1976-77	Paul Cozens
1971-72	Gary Berg	1977-78	Paul Cozens
1972-73	Rob Wunder	1978-79	Gary Chenault
1973-74	Rob Wunder		

MILLER GYMNASIUM RECORDS

INDIVIDUAL

Most Points—41 . . .	Mark Wickman (Linfield) vs. GFC 1/2/78
Most Field Goals—20	Mark Wickman (Linfield) vs. GFC 1/2/78
Most Field Goals Att.—28	Mark Wickman (Linfield) vs. GFC 12/2/77
Best Field Goal Pct.—.909 (10-11)	Steve Hamilton (Warner Pacific) vs. GFC 1/27/79
Most Free Throws—12	Paul Cozens (GFC) vs. Warner Pacific 1/21/78
Most Free Throws Att.—14	Alan Tanabe (Hawaii Pacific) vs. GFC 2/24/79
Best Free Throw Pct.—1.000 (12-12)	Kirk Burgess (GFC) vs. Hawaii-Hilo 12/3/77
Most Rebounds—19	Alan Tanabe (Hawaii Pacific) vs. GFC 2/24/79
Most Assists—11	Paul Cozens (GFC) vs. Warner Pacific 1/21/78
Most Steals—6	Paul Cozens (GFC) vs. Willamette 12/12/77
	Brad Olson (Warner Pacific) vs. GFC 1/27/79
	Mike Royer (GFC) vs. Linfield 12/8/78
	Gary Chenault (GFC) vs. BYU—Hawaii 2/9/79

TEAM

Most Points—107	Linfield (vs. GFC) 1/2/78
Most Field Goals—50	Linfield (vs. GFC) 1/2/78
Most Field Goals Att.—93	Northwest Nazarene (vs. Warner Pacific) 12/2/77
Best Field Goal Pct.—.651 (28-43)	Warner Pacific (vs. GFC) 1/27/79
Most Free Throws—31	Hawaii Pacific (vs. GFC) 2/24/79
Most Free Throws Att.—36	GFC (vs. Pacific) 12/1/77
	GFC (vs. NNC) 2/18/78
	Pacific (vs. GFC) 2/12/79
	Hawaii Pacific (vs. GFC) 2/24/79
Best Free Throw Pct.—1.000 (12-12)	Western Baptist (vs. GFC) 1/10/78
Most Rebounds—63	Northwest Nazarene (vs. Warner Pacific) 12/2/77
Most Assists—34	GFC (vs. BYU—Hawaii) 2/9/79
Most Steals—19	OCE (vs. Col. of Idaho) 12/22/78

TWO TEAMS

Most Points—207	GFC 100 vs. Linfield 107 1/2/78
Fewest Points—133	GFC 60 vs. Western Baptist 73 2/2/79
	GFC 74 vs. College of Idaho 59 12/21/78
Most Field Goals—88	GFC 38 vs. Linfield 50 1/2/78
Most Field Goals Att.—179	GFC 91 vs. Pacific 88 1/17/78
Best Field Goal Pct.—.531	GFC .457 (32-70)
	vs. Warner Pacific .651 (28-43) 1/27/79
Lowest Field Goal Pct.—.408	GFC .455 (30-66)
	vs. Willamette .374 (34-91) 12/12/77
Most Free Throws—51	GFC 20 vs. Hawaii Pacific 31 2/24/79
Most Free Throws Att.—65	GFC 36 vs. Pacific 29 12/1/77
Most Rebounds—104	GFC 62 vs. Pacific 42 12/1/77
	GFC 51 vs. Willamette 53 12/12/77
Most Assists—53	GFC 34 vs. BYU—Hawaii 19 2/9/79
Most Turnovers—62	GFC 31 vs. Pacific 31 12/1/77
Most Personal Fouls—60	GFC 29 vs. Hawaii Pacific 31 2/24/79
Most Steals—28	GFC 17 vs. Linfield 11 12/8/78

BRUIN TOP TEN

(Since Beginning NAIA Competition)

SCORING

<i>Name</i>	<i>Yrs Played</i>	<i>Games</i>	<i>Total</i>	<i>Avg</i>
Paul Cozens	1974-78	113	2187	19.35
Gordy Loewen	1968-72	100	1300	13.00
Gary Chenault	1976-79	86	1187	13.80
Dave Adrian*	1975-78	84	1124	13.38
Sammy Ibarra	1970-73	84	1112	13.23
Rob Wunder	1972-74	61	991	16.26
Ray Willis	1972-75	91	948	10.42
Tim Hardie	1975-77	55	920	16.73
Tom Hewitt	1973-77	111	848	7.64
Steve Strutz	1972-76	109	757	6.94

Note: Bob Wright, in a single season (1973-74), scored 464 points for a 16.00 average, fourth highest all-time scoring average.

REBOUNDING

Paul Cozens	1974-78	113	1147	10.15
Gordy Loewen	1968-72	100	968	9.68
Ray Willis	1972-75	91	756	8.31
Eddie Fields	1970-73	83	501	6.03
Rob Wunder	1972-74	61	485	7.95
Tom Ackerman	1968-69; 1970-71	47	481	10.23
Dave Alteneder	1965-69	51	442	8.66
Dave Adrian*	1975-78	84	376	4.48
Tim Hardie	1975-77	55	364	6.62
Steve Strutz	1972-76	109	325	2.98

ASSISTS

Tom Hewitt	1973-77	111	404	3.64
Eddie Fields	1970-73	83	322	3.88
Ray Willis	1972-75	91	304	3.34
Dave Adrian*	1975-78	84	290	3.45
Steve Strutz	1972-76	109	249	2.29
Paul Cozens	1974-78	113	249	2.20
Gary Chenault	1976-79	86	210	2.44
Mark Vernon	1975-77	53	209	3.94
Sammy Ibarra	1970-73	84	180	2.14
Phil Barnhart*	1977-79	58	143	2.47

*Current team member

INDIVIDUAL HONORS

Gordy Loewen	NAIA Dist. 2 All-Star	1968-69; 69-70; 70-71
David Morgan	NAIA Dist. 2 Honorable Mention	1970-71
Sammy Ibarra	NAIA Dist. 2 Second Team	1972-73
Craig Taylor	NAIA Dist. 2 Honorable Mention	1972-73
Rob Wunder	NAIA Dist. 2 Honorable Mention	1972-73
	NAIA Dist. 2 First Team	1973-74
	All-Northwest First Team	1973-74
	UPI West Coast Honorable Mention	1973-74
Ray Willis	NAIA Dist. 2 Honorable Mention	1973-74; 74-75
Bob Wright	NAIA Dist. 2 Honorable Mention	1973-74
Tim Hardie	NAIA Dist. 2 All-Star	1976-77
Paul Cozens	NAIA Dist. 2 First Team	1974-75; 75-76; 76-77; 77-78
	All-Northwest First Team	1975-76
	All-Northwest Second Team	1976-77
	All-Northwest First Team	1977-78
	NAIA All-American Third Team	1976-77
	NAIA All-American Second Team	1977-78
	First GFC player to have jersey retired	1977-78
	UPI West Coast Honorable Mention	1977-78
	NBA Ninth Round Draft Choice (Portland Trail Blazers)	1978
Gary Chenault	NAIA Dist. 2 Second team	1978-79
	All-Northwest Honorable Mention	

COACHES' RECORDS

Season	Coach	Win/Loss	Percentages
1965-66	Terry Haskell	7-21	.250
1966-67	Terry Haskell	7-18	.240
1967-68	Terry Haskell	6-20	.231
1968-69	Dave Berg	4-21	.160
1969-70	Dave Berg	3-23	.115
1970-71	Lorin Miller	15-13	.533
1971-72	Lorin Miller	13-12	.520
1972-73	Lorin Miller	16-15	.516
1973-74	Lorin Miller	19-11	.633
1974-75	Lorin Miller	17-13	.567
1975-76	Lorin Miller	19-8	.704
1976-77	Sam Willard	20-9	.690
1977-78	Sam Willard	15-14	.517
1978-79	Sam Willard	9-20	.310
		<u>170-218</u>	<u>.438</u>

CAREER RECORDS

Coach	Seasons	Years	Win/Loss	Percentage
Terry Haskell	3	1965-68	20-59	.253
Dave Berg	2	1968-70	7-47	.129
Lorin Miller	6	1970-76	99-72	.579
Sam Willard	3	1976-79	44-43	.506

BRUIN SEASON SCORES

GFC Opponent

1965-66

59	Lewis and Clark	100
88	Eastern Oregon	103
55	Oregon College	67
84	Alaska Methodist	87
82	Alaska Methodist	78
55	Alaska—Fairbanks	73
58	Alaska—Fairbanks	68
60	Alaska—Fairbanks	87
65	Oregon Tech	69
67	Oregon Tech	90
79	Warner Pacific	68
93	Warner Pacific	67
76	Oregon College	84
68	Southern Oregon	89
62	Southern Oregon	75
87	Oregon College	101
63	Eastern Oregon	68
51	Eastern Oregon	60
77	Oregon Tech	69
57	Oregon Tech	50
49	Cascade	66
53	Cascade	79
62	Oregon College	66
72	Southern Oregon	67
56	Southern Oregon	55
63	Oregon College	79
59	Eastern Oregon	97
75	Eastern Oregon	79

SEASON: 7-21

1966-67

64	Pacific	65
63	Southern Oregon	68
58	Oregon College	85
91	Alaska Methodist	68
98	Alaska Methodist	75
76	Oregon Tech	86
74	Oregon Tech	81
79	Warner Pacific	68
91	Warner Pacific	88
70	Oregon College	109
86	Southern Oregon	90
70	Southern Oregon	68
50	Oregon College	70
73	Eastern Oregon	96
69	Eastern Oregon	89
77	Oregon Tech	82
74	Oregon Tech	61
67	Cascade	66
69	Cascade	75
75	Oregon College	107
63	Southern Oregon	94
81	Southern Oregon	113
64	Oregon College	79
92	Eastern Oregon	112
100	Eastern Oregon	112

SEASON: 7-18

1967-68

73	Willamette	123
60	Lewis and Clark	90
83	Eastern Oregon	90
106	Alaska Methodist	75
76	Pacific	104
59	Pacific	83
63	Oregon Tech	85
72	Oregon Tech	68
68	Oregon College	73
84	Mt. Angel	59
74	Mt. Angel	54
67	Southern Oregon	102
66	Southern Oregon	106
74	Oregon College	82

GFC Opponent

69	Eastern Oregon	72
73	Eastern Oregon	96
65	Oregon Tech	80
80	Oregon Tech	55
73	Oregon College	93
76	Cascade	67
71	Cascade	73
64	Southern Oregon	87
88	Southern Oregon	92
74	Oregon College	104
66	Eastern Oregon	82
68	Eastern Oregon	80

SEASON: 6-20

1968-69

61	Pacific	84
72	Oregon College	99
55	Oregon Tech	82
62	Pacific	56
59	Pacific	82
61	Alaska Methodist	76
85	Alaska Methodist	88
83	Alaska Methodist	73
91	Oregon Tech	86
94	Oregon Tech	104
72	Oregon College	118
56	Northwest Nazarene	82
69	Northwest Nazarene	77
83	Southern Oregon	111
97	Southern Oregon	101
66	Eastern Oregon	88
89	Eastern Oregon	84
72	Oregon College	76
72	Oregon Tech	101
80	Oregon College	101
55	Southern Oregon	57
64	Southern Oregon	94
71	Oregon College	79
69	Eastern Oregon	83
78	Eastern Oregon	92

SEASON: 4-21

1969-70

53	Willamette	72
83	Oregon Tech	89
74	College of Idaho	100
85	Alaska Methodist	95
92	Warner Pacific	90
69	Pacific	72
95	Oregon Tech	84
65	Oregon Tech	95
90	Oregon College	104
50	Lewis and Clark	112
68	Southern Oregon	86
52	Southern Oregon	68
52	Oregon College	66
80	Eastern Oregon	98
57	Eastern Oregon	89
71	Oregon College	87
75	Oregon Tech	86
60	Oregon Tech	95
81	Pacific	91
66	Northwest Nazarene	88
58	Northwest Nazarene	72
83	Oregon College	110
67	Southern Oregon	94
71	Southern Oregon	90
76	Eastern Oregon	98
81	Eastern Oregon	75

SEASON: 3-23

GFC	Opponent
-----	----------

1970-71

68	Lewis and Clark	83
61	Willamette	85
66	Eastern Oregon	64
69	Pacific	83
81	Montana Tech	59
76	LaVerne	74
59	Fresno Pacific	65
65	Fresno Pacific	84
82	Alaska Methodist	74
72	Alaska Methodist	63
94	Alaska Methodist	67
95	Lewis and Clark	85
82	Victoria	60
73	Victoria	67
80	Western Baptist	100
102	Oregon Tech	68
91	Oregon Tech	71
94	Oregon College	72
63	Claremont	67
66	Northwest Nazarene	81
78	Warner Pacific	67
71	Warner Pacific	77
82	Northwest	44
81	Western Baptist	71
65	Oregon College	83
76	Northwest Nazarene	82
65	Northwest Nazarene	78
NAIA District 2 Playoffs		
69	Willamette	103
SEASON: 15-13		

1971-72

74	Whitman	70
88	Whitman	85
78	Western Baptist	58
93	Alaska Methodist	84
84	Alaska Methodist	60
70	Eastern Oregon	75
75	Azusa Pacific	81
53	Simon Fraser	60
70	Alaska Methodist	69
84	Linfield	80
87	Linfield	110
77	Western Montana	84
77	Western Montana	98
87	Oregon Tech	114
80	Southern Oregon	92
80	Lewis-Clark St.	72
82	Warner Pacific	77
91	Eastern Oregon	83
66	Lewis-Clark St.	76
76	Northwest Nazarene	95
93	Western Baptist	61
63	Warner Pacific	70
88	Great Falls	80
72	Northwest Nazarene	61
NAIA District 2 Playoffs		
60	Willamette	69
SEASON: 13-12		

1972-73

74	Linfield	73
79	Lewis and Clark	73
74	Willamette	77
84	Pacific	94
86	Pacific	91
55	Willamette	54
45	Willamette	68
82	Eastern Oregon	71
68	Linfield	76
66	Linfield	77
64	Whitman	80
80	Whitman	60
77	Pasadena	85
63	Southern California	64

GFC	Opponent
-----	----------

81	Macalester	90
60	Victoria	62
65	Victoria	54
51	Western Baptist	43
63	Oregon Tech	61
65	Southern Oregon	68
74	Eastern Oregon	96
72	Lewis-Clark St.	52
78	Western Baptist	63
84	Northwest Nazarene	72
67	Warner Pacific	58
62	Lewis-Clark St.	57
60	Northwest Nazarene	72
74	Warner Pacific	63
NAIA District 2 Playoffs		
95	Linfield	88
68	Pacific	67
NAIA Nationals		
62	Defiance, Ohio	82
SEASON: 16-15		

1973-74

49	Willamette	43
63	Lewis and Clark	80
55	Pacific	57
88	Columbia Christian	58
81	Willamette	59
63	Willamette	64
88	Linfield	86
67	Pacific	69
71	Eastern Oregon	64
72	Southern Oregon	53
91	Linfield	94
81	Pacific	57
65	Puget Sound	81
109	Columbia Christian	45
67	Warner Pacific	72
66	Southern Oregon	69
78	Oregon Tech	90
88	Lewis-Clark St.	81
73	Northwest Nazarene	63
95	Eastern Oregon	94
72	Alaska—Fairbanks	69
91	Western Baptist	67
70	Lewis-Clark St.	67
63	Whitworth	62
107	Warner Pacific	71
66	Whitworth	68
90	Northwest Nazarene	74
84	Western Baptist	71
NAIA District 2 Playoffs		
92	Pacific	72
54	Oregon Tech	55
SEASON: 19-11		

1974-75

95	Linfield	65
71	Oregon College	74
70	Lewis and Clark	75
92	Linfield	79
106	Eastern Oregon	76
95	Willamette	68
63	Whitworth	62
91	Linfield	63
89	Pacific	70
93	Western Baptist	57
64	Pacific	69
48	Oregon Tech	67
74	Puget Sound	86
90	Southern Oregon	70
82	Willamette	92
86	Lewis-Clark St.	74
84	Warner Pacific	77
75	Alaska—Fairbanks	83
78	Alaska—Fairbanks	82
87	Eastern Oregon	75
72	Northwest Nazarene	75

GFC	Opponent
72	Redlands 62
73	Lewis-Clark St. 84
59	Whitworth 64
96	Northwest Nazarene . . . 70
72	Oregon Tech 74
90	Southern Oregon 84
98	Warner Pacific 76
86	Western Baptist 55
NAIA District 2 Playoffs	
56	Oregon Tech 72

SEASON: 17-13

1975-76

62	Pacific 68
82	Southern Oregon 69
87	Warner Pacific 80
89	Eastern Oregon 59
72	Western Washington . . . 60
94	Pacific 74
78	Eastern Oregon 65
71	Pacific 84
91	Western Baptist 79
123	Linfield 116
87	Linfield 89
102	Pacific 85
72	Whitman 67
76	Alaska—Anchorage . . . 67
75	Western Baptist 59
87	Lewis-Clark St. 101
95	Simon Fraser 77
81	College of Idaho 68
61	Warner Pacific 59
92	Alaska—Fairbanks . . . 74
82	Simon Fraser 89
97	Lewis-Clark St. 69
86	Northwest Nazarene . . . 71
65	College of Idaho 63
62	Northwest Nazarene . . . 64
82	Warner Pacific 86
88	Whitman 100

SEASON: 19-8

1976-77

75	Lewis and Clark 86
86	Oregon College 80
101	Linfield 90
91	Linfield 84
88	Eastern Oregon 71
88	Pacific 77
106	Pacific 94
90	Western Baptist 73
93	Linfield 80
89	Willamette 75
100	Whitman 95
78	Eastern Oregon 62
72	St. Martins 81
91	Northwest Nazarene . . . 87
80	College of Idaho 78
87	Willamette 90
73	Alaska—Anchorage . . . 75
87	Alaska—Anchorage . . . 85
81	Warner Pacific 59
91	Western Baptist 70
95	Lewis-Clark St. 79
92	Willamette 94
76	Warner Pacific 62
77	Lewis-Clark St. 101
97	Whitman 92
68	Puget Sound 89
99	Northwest Nazarene . . . 85
65	St. Martins 76
NAIA District 2 Playoffs	
79	Hawaii—Hilo 85

SEASON: 20-9

GFC	Opponent
103	Pacific 88
95	Linfield 93
81	Hawaii-Hilo 87
79	Pacific 85
87	Linfield 99
82	Willamette 72
104	Eastern Oregon 74
88	Eastern Oregon 92
74	Seattle Pacific 79
83	Western Baptist 80
100	Linfield 107
75	St. Martins 82
74	Oregon College 77
87	Western Baptist 82
81	Portland State 124
80	Seattle Pacific 75
106	Pacific 98
87	Warner Pacific 69
67	Puget Sound 91
72	Alaska—Fairbanks . . . 66
83	Western Baptist 75
69	Warner Pacific 64
84	Willamette 78
67	Northwest Nazarene . . . 70
86	College of Idaho 82
86	Oregon College 74
76	St. Martins 91
87	Northwest Nazarene . . . 85
NAIA District 2 Playoffs	
65	Oregon Tech 79

1977-78

SEASON: 15-14

*Forfeited due to ineligible player


1978-79

82	Southern Oregon 98
68	Warner Pacific 73
83	Pacific 85
84	Linfield 107
90	Linfield 78
61	Willamette 60
74	College of Idaho 59
59	Central Washington . . . 82
64	Lewis & Clark 65
76	Hawaii Pacific 82
74	Hawaii Pacific 96
55	BYU—Hawaii 54
51	BYU—Hawaii 65
59	Eastern Oregon 76
51	Northwest Nazarene . . . 69
73	Pacific 82
74	Warner Pacific 72
69	Willamette 73
60	Western Baptist 73
98	Eastern Oregon 97
80	Lewis & Clark 88
104	BYU—Hawaii 87
98	Western Baptist 109
87	Pacific 100
61	Seattle Pacific 80
88	Northwest Nazarene . . . 77
70	Warner Pacific 86
94	Hawaii Pacific 91
74	Seattle Pacific 82

SEASON: 9-20

GFC NAIA CENTURY GAMES

	GFC	Opponent
Eastern Oregon College, 1966-67	100	112
Alaska Methodist University, 1967-68	106	75
Oregon Institute of Technology, 1970-71	102	68
Warner Pacific College, 1973-74	107	71
Columbia Christian College, 1973-74	109	45
Eastern Oregon State College, 1974-75	106	76
Linfield College, 1975-76	123	116
Pacific University, 1975-76	102	85
Linfield College, 1976-77	101	90
Pacific University, 1976-77	106	94
Whitman College, 1976-77	100	95
Pacific University, 1977-78	103	88
Eastern Oregon, 1977-78	104	74
Linfield College, 1977-78	100	107
Pacific University, 1977-78	106	98
Brigham Young U.—Hawaii, 1978-79	104	85



BRUIN OPPONENTS



CENTRAL WASHINGTON STATE UNIVERSITY

Jan. 4 in Ellensburg

Location: Ellensburg,
Wash.
Established: 1890
Enrollment: 6,000
Conference:
Evergreen

Colors:

Crimson and black
Nickname: Wildcats

Head Coach: Dean Nicholson
Coach's record in 15 years:
339-109
1978-79 record: 25-6
Gymnasium: Nicholson
Gymnasium (4,000)
Sports Information Director:
Greg Kummer
SID Office: (509) 963-1491
SID Home: (509) 925-2312
Series Record: GFC 0,
CWSU 1
Last year: GFC lost 82-59
Lettermen lost: 7
Lettermen back: 5



COLLEGE OF IDAHO

**Jan. 11 in Newberg
Feb. 9 in Caldwell**

Location: Caldwell,
Idaho
Established: 1891
Enrollment: 450
Conference:
NAIA Independent*
Colors:
Purple and Gold
Nickname: Coyotes

Head Coach: Dick Carrow
Coach's record in 14 years:
175-174
1978-79 record: 3-21
Gymnasium: Simplot Arena
(6,500)
Sports Information Director:
Scott Michaelson
SID Office: (208) 459-5512
SID Home: (208) 459-5512
Series Record: GFC 5, C of I 1
Last year: GFC won 74-59
Lettermen lost: 5
Lettermen back: 5



CONCORDIA COLLEGE

**GFC Tourney:
"Bruin Classic"
Dec. 20-21 in
Newberg**

Location:
Portland, Ore.
Established: 1950
Enrollment: 327
Conference:
NAIA Independent

Colors:

Navy Blue
and White
Nickname: Cavaliers
Head Coach: Warren Friedrich
Coach's record in three years:
53-35
1978-79 record: 21-11
Gymnasium: Gym (1,500)
Sports Information Director:
Todd Rohrer
SID Office: (503) 288-9371
SID Home: (503) 246-1509
Series Record: Meeting for
the first time
Last year: Did not play
Lettermen lost: 3
Lettermen back: 7



EASTERN OREGON STATE

Jan. 24 in Newberg
Feb. 11 in
La Grande

Location: La Grande,
Ore.
Established: 1929
Enrollment: 1,500
Conference:
Evergreen
Colors: Royal blue
and gold
Nickname:
Mountaineers

Head Coach: Lee Insko
Coach's record in two years:
18-33
1978-79 record: 14-11
Gymnasium: Quinn Coliseum
(2,500)
Sports Information Director:
Ron Dodge
SID Office: (503) 963-2171,
ext 362
SID Home: (503) 963-6150
Series Record: GFC 15,
EOSC 24
Last year: GFC won 98-97,
lost 76-59
Lettermen lost: 3
Lettermen back: 9

LEWIS & CLARK COLLEGE

Dec. 18 in
Newberg
Feb. 5 in Portland

Location: Portland,
Ore.
Established: 1867
Enrollment: 1,850
Conference:
Northwest
Colors:
Black and orange
Nickname: Pioneers

Head Coach: Dean Sempert
Coach's record in 16 years:
249-176
1978-79 record: 16-10
Gymnasium: Pamplin Sports
Center (2,300)
Sports Information Director:
Chuck Charnquist
SID Office: (503) 244-6161,
ext. 552
SID Home: (503) 644-9685
Series Record: GFC 2, L & C 9
Last year: lost 65-64, 88-80
Lettermen lost: 2
Lettermen back: 10



LINFIELD COLLEGE

Dec. 14 in
Newberg
Dec. 15 in
McMinnville

Location:
McMinnville, Ore.
Established: 1849
Enrollment: 1,000
Conference:
Northwest
Colors: Cardinal
and purple
Nickname: Wildcats

Head Coach: Ted Wilson
Coach's record in 18 years:
302-164
1978-79 record: 13-13
Gymnasium: Riley Gymnasium
(1,700)
Sports Information Director:
Steve Davis
SID Office: (503) 472-4121,
ext. 257
SID Home: (503) 472-3417
Series Record: GFC 13,
Linfield 8
Last year: GFC won 90-78;
lost 107-84
Lettermen lost: 7
Lettermen back: 6



NORTHWEST NAZARENE

Feb. 8 in Nampa
Feb. 16 in
Newberg

Location: Nampa,
Idaho
Established: 1913
Enrollment: 1,200
Conference: NAIA
Independent
Colors:
Orange and Black
Nickname: Crusaders

Head Coach: Terry Layton
Coach's record in four years:
76-45
1978-79 record: 20-11
Gymnasium: Montgomery
Field House (4,000)
Sports Information Director:
John Michelson
SID Office: (208) 467-5288
SID Home: (208) 467-7155
Series Record: GFC 10,
NNC 13
Last year: GFC won 88-77,
lost 69-51
Lettermen lost: 5
Lettermen back: 7



OREGON COLLEGE OF EDUCATION

Dec. 4 in
Monmouth
Jan. 15 in Newberg

Location: Monmouth,
Ore.
Established: 1882
Enrollment: 3,100
Conference:
Evergreen

Colors:
Crimson & Gray
Nickname: Wolves

Head Coach: Jim Boutin
Coach's first year
1978-79 record: 6-20
Gymnasium: P.E. Building
(3,600)
Sports Information Director:
Mike Booth
SID Office: (503) 838-1220
SID Home: (503) 588-2571
Series Record: GFC 3, OCE 26
Last year: Did not play
Lettermen lost: 3
Lettermen back: 4



PACIFIC UNIVERSITY

Jan. 22 in
Forest Grove
Feb. 19 in
Newberg

Location:
Forest Grove
Established: 1849
Enrollment: 1,100
Conference:
Northwest

Colors:
Red, black
and white
Nickname: Boxers

Head Coach: Bob Allord
Coach's record in six years:
67-87
1978-79 record: 9-17
Gymnasium: Athletic Center
(2,000)
Sports Information Director:
Rusty Hampton
SID Office: (503) 357-6151,
ext. 220
SID Home: (503) 357-9923
Series Record: GFC 11,
Pacific 19
Last year: GFC lost 85-83,
82-73; 100-87
Lettermen lost: 8
Lettermen back: 2



**SOUTHERN
OREGON STATE
COLLEGE**

**GFC Tourney:
"Bruin Classic"
Dec. 20-21 in
Newberg**

Location: Ashland,
Ore.
Established: 1882
Enrollment: 4,500
Conference:
Evergreen

Colors:
Red and White
Nickname:
Red Raiders

Head Coach: Gordy Carrigan
Coach's record in three years:
37-40
1977-78 record: 13-13
Gymnasium: McNeil Pavilion
(1,250)
Sports Information Director:
Mike Corwin
SID Office: (503) 482-6236,
ext. 38
SID Home: (503) 488-1021
Series Record: GFC 7,
SOSC 22
Last year: GFC lost 98-82
Lettermen lost: 5
Lettermen back: 5



**SEATTLE PACIFIC
UNIVERSITY**

**Dec. 11 in
Newberg
Feb. 2 in Seattle**

Location: Seattle,
Wash.
Established: 1891
Enrollment: 2,200
Conference:
NCAA Independent

Colors:
Maroon and White
Nickname: Falcons

Head Coach: Keith Swagerty
Coach's record in five years:
69-56
1978-79 record: 9-8
Gymnasium: Brougham
Pavilion (2,000)
Sports Information Director:
Tim Haag
SID Office: (206) 281-2085
SID Home: (206) 881-2361
Series Record: GFC 1,
SPU 3
Last year: GFC lost 80-61,
82-74
Lettermen lost: 9
Lettermen back: 2



**WARNER PACIFIC
COLLEGE**

**Jan. 26 in Newberg
Feb. 22 in Portland**

Location: Portland,
Ore.
Established: 1937
Enrollment: 366
Conference:
NAIA Independent
Colors:
Columbia blue, red
and white
Nickname: Knights

Head Coach: Gary Bays
Coach's record in three years:
24-55
1978-79 record: 18-9
Gymnasium: Perry Gym (1,000)
Sports Information Director:
Tom Hewitt
SID Office: (503) 775-4366
SID Home: (503) 771-8993
Series Record: GFC 19,
Warner 6
Last year: GFC won 74-72, lost
86-70, 73-68
Lettermen lost: 2
Lettermen back: 7



WESTERN BAPTIST COLLEGE

Jan. 18 in Salem
Jan. 31 in Newberg

Location: Salem,
Ore.
Established: 1935
Enrollment: 450
Conference:
NAIA Independent

Colors:
Blue and gold
Nickname: Warriors

Head Coach: Tim Hills
Coach's record in eight years:
108-122
1978-79 record: 14-15
Gymnasium: C. E. Jeffers
Sports Center (1,200)
Sports Information Director:
Gaylord Johnson
SID Office: (503) 581-8600
SID Home: (503) 743-2654
Series Record: GFC 16,
Western 3
Last year: GFC lost 73-60,
109-98
Lettermen lost: 3
Lettermen back: 8



WHITMAN COLLEGE

Dec. 7 in Newberg
Jan. 2 in
Walla Walla

Location: Walla
Walla, Wash.
Established: 1859
Enrollment: 1,100
Conference:
Northwest

Colors:
Maize and Blue
Nickname:
Missionaries
Head Coach: Jim Mastin
Coach's first year
1978-79 record: 9-16
Gymnasium: Sherwood Center
(2,500)
Sports Information Director:
Dave Terentieff
SID Office: (509) 525-5264
SID Home: (509) 525-0097
Series Record: GFC 6,
Whitman 2
Last year: did not play
Lettermen lost: 4
Lettermen back: 4



WILLAMETTE UNIVERSITY

Dec. 8 in Newberg
Jan. 9 in Salem

Location: Salem,
Ore.
Established: 1842
Enrollment: 1,250
Conference:
Northwest
Colors: Cardinal red,
old gold
Nickname: Bearcats

Head Coach: Rich Glas
Coach's first year
1978-79 record: 16-11
Gymnasium: Cone Fieldhouse,
Sparks Center (2,800)
Sports Information Director:
Dan McCracken
SID Office: (503) 370-6231
SID Home: (503) 371-6992
Series Record: GFC 8,
Willamette 12
Last year: GFC won 61-60, lost
73-69
Lettermen lost: 3
Lettermen back: 2



Second **BRUIN CLASSIC** Dec. 20-21, 1979

Miller Gymnasium
Wheeler Sports Center

Competing for the 1979 championships will be four high school squads and four Oregon college teams.

High Schools

Newberg

Aloha

Canby

Sweet Home

Colleges

George Fox

Concordia

Southern Oregon

Warner Pacific

Game times will be at 1:30, 3:00, 7:00, and 8:30 p.m.

In the opening round:

1:30 p.m. Aloha vs. Canby

3:00 p.m. Southern Oregon vs. Warner Pacific

7:00 p.m. Newberg High vs. Sweet Home

8:30 p.m. George Fox vs. Concordia

Newberg High

Coach Joe Boutin

Enrollment: 1,050

Mascot: Tigers

Colors: Blue and Gold

Conference: Willamette

Canby High

Coach Earl Goldman

Enrollment: 1,350

Mascot: Cougars

Colors: Blue and Gold

Conference: Timber Valley
League

Last year's record: 12-10

Last year's record: 12-10

Aloha High

Coach Dan Meddock

Enrollment: 1,650

Mascot: Warriors

Colors: Blue and Gold

Conference: Metro League

Last year's record: 13-9

Sweet Home

Coach Felix Wilkerson

Enrollment: 820

Mascot: Huskies

Colors: Green and Gold

Conference: Timber Valley
League

Last year: 13-8

COLLEGE Information in Opponent Section (pages 31-35)

COVERING THE BRUINS

Facilities for the working press covering Bruin basketball are provided at the courtside press section on the west side of Miller Gymnasium. Available for each game are team rosters, starting lineups, and pertinent pregame information, including accumulative statistics for the Bruins up to each game. Press box service for each home contest includes quick team and individual statistics at half time and complete statistics immediately following the game.

Working space and telephones for members of the press desiring them are available in the administrative area off the upper lobby. Dressing rooms for both teams are on the lower level, south side.

George Fox College appreciates the cooperation it has shared with the news media. This book has been prepared as a service for area newspapers, radio and television stations, and wire services.

All requests for information, statistics, photographs, and press passes should be directed to Barry Hubbell, Sports Information Director, George Fox College, Newberg, Oregon 97132. Office phone: (503) 538-8383, ext. 224 or 255. Home phone: (503) 538-4332. Athletic Department phone: (503) 538-8383, ext. 250.

WILLAMETTE VALLEY NEWS MEDIA

Newspapers

Capital Journal
Salem
Red Hurd
399-6701
Newberg Graphic
Newberg
538-2181
News Register
McMinnville
Paul Daquilante
472-5114
Oregon Journal
Portland
Floyd Schneidermann
221-8550
Oregon Statesman
Salem
Mark Faulconer
399-6723
Oregonian
Portland
Dave Ingham
221-8161
The Crescent
George Fox College
Steve Curtis
538-8383

Wire Services

Associated Press
Bob Baum
228-2169

United Press Int'l
Clyde Jabin
226-2644

Television

KATU-TV
Portland
Steve Arena
231-4268
KGW-TV
Portland
Doug La Mear
226-5146
KOIN-TV
Portland
Rick Metsger
243-6614
KPTV
Portland
Jimmy Jones
222-9921

Radio

KCYX
McMinnville
472-2151
KSLM
Salem
585-4636
KGFC
George Fox College
538-8383



1979-80 GEORGE FOX COLLEGE BRUIN BASKETBALL

Nov.	30	TIP OFF (vs. Western Baptist)	Salem
Dec.	1	TIP OFF	Salem
	4	Oregon College of Education	Monmouth
	7	Whitman College	Newberg
	8	Willamette University	Newberg
	11	Seattle Pacific University	Newberg
	14	Linfield College	Newberg
	15	Linfield College	McMinnville
	18	Lewis & Clark College	Newberg
	20-21	Bruin Classic Tournament	Newberg
COLLEGES:			
Southern Oregon, Concordia, Warner Pacific			
HIGH SCHOOLS:			
Newberg, Aloha, Sweet Home, and Canby			
Jan.	2	Whitman College	Walla Walla
	4	Central Washington State University	Ellensburg
	7	Willamette University	Salem
	11	College of Idaho	Newberg
	15	Oregon College of Education	Newberg
	18	Western Baptist College	Salem
	22	Pacific University	Forest Grove
	24	Eastern Oregon State College	Newberg
	26	Warner Pacific College (Homerising)	Newberg
	31	Western Baptist College	Newberg
Feb.	2	Seattle Pacific University	Seattle
	5	Lewis & Clark College	Portland
	8	Northwest Nazarene College	Nampa
	9	College of Idaho	Caldwell
	11	Eastern Oregon State College	La Grande
	16	Northwest Nazarene College	Newberg
	19	Pacific University	Newberg
	22	Warner Pacific College	Portland
	27	NAIA District 2 Play-Off	TBA
March	1	NAIA District 2 Play-Off	TBA
	4	NAIA District 2 Play-Off	TBA

ON THE COVER

Dave Adrian is one of George Fox College's all-time, all-around best players. At the end of his junior year he already was fourth in all-time scoring, fourth in assists, and eighth in rebounding. He should move up to near the top in all categories during this season. A 6-4 senior forward, Adrian is the 1979-80 team captain.