

1999

1999 Media Guide

George Fox University Archives

Follow this and additional works at: https://digitalcommons.georgefox.edu/athletics_womenbasketball

Recommended Citation

George Fox University Archives, "1999 Media Guide" (1999). *Women's Basketball*. 50.
https://digitalcommons.georgefox.edu/athletics_womenbasketball/50

This Media Guide is brought to you for free and open access by the George Fox University Athletics at Digital Commons @ George Fox University. It has been accepted for inclusion in Women's Basketball by an authorized administrator of Digital Commons @ George Fox University. For more information, please contact arolfe@georgefox.edu.



Basketball



George Fox
University



Roster

No.	Name	Pos.	Ht.	Class	Hometown/Previous School
5	Nicole Prazeau	Wing	5-10	So.	Portland, Ore./Central Catholic HS
10	Melissa Heuberger	Wing	5-7	Sr.	Yamhill, Ore./Yamhill-Carlton HS
11	Jill Barram	Point	5-6	So.	Salem, Ore./Salem Academy HS
14	Darcey Stocking	Wing	5-7	Fr.	The Dalles, Ore./The Dalles HS
20	Becky Thompson	Point	5-8	So.	Colton, Ore./Colton HS
22	Katie Greller	Post	6-0	Jr.	Orange City, Iowa/Floyd Valley HS
23	Tabitha Greller	Wing	5-11	Jr.	Eagle, Idaho/Eagle HS
24	Jenny Freeman	Wing	5-6	Jr.	Tonasket, Wash./Wenatchee Valley College
30	Janelle Steinmetz	Post	5-11	So.	John Day, Ore./Grant Union HS
32	Suzanne Santos	Wing	5-9	Fr.	Bellevue, Wash./Interlake HS
44	Carly Page	Wing	5-6	So.	Chiloquin, Ore./Chiloquin HS
50	Emily Ruggles	Post	5-11	Fr.	Eugene, Ore./South Eugene HS
52	Shelly Schultens	Post	6-0	Fr.	The Dalles, Ore./The Dalles HS
54	Wendy Clark	Post	5-11	Sr.	Bainbridge Island, Wash./Skagit Valley College

Junior Varsity

Ruth De Young	Post	5-10	Fr.	Clackamas, Ore./Damascus Christian HS
Jessica Howard	Wing	5-7	Fr.	Portland, Ore./Westside Christian HS
Gina Huck	Post	6-2	Fr.	Tillamook, Ore./Tillamook HS
Amy Larson	Wing	5-5	Fr.	Portland, Ore./Lake Oswego HS
Rachel Pfund	Post	5-8	Fr.	Seaside, Ore./Seaside HS
Tori Taylor	Wing	5-7	So.	Portland, Ore./Wilson HS
Heidi Vander Stoep	Wing	5-9	So.	Woodland, Wash./Woodland HS
Mindy Venable	Wing	5-7	Fr.	Newberg, Ore./Faith Academy (Manila, P.I.)

Head Coach: Scott Rueck Assistant Coaches: Mike Warmanen, Kerry Rueck, Meagan Williams

George Fox Women's Basketball Quick Facts

University Information

Location:	Newberg, Oregon
Founded:	1891
Denominational Affiliation:	Evangelical Friends (Quaker)
Enrollment:	2,432
President:	Dr. David Brandt
Faculty Athletic Rep:	Diane Wood
Switchboard Phone:	(503) 538-8383

Athletics Information

Nickname:	Bruins
Colors:	Navy Blue & Old Gold
National Affiliation:	NCAA Division III
Conference:	Northwest Conference
Director of Athletics:	Craig Taylor
Office Phone:	(503) 554-2911
Athletics Secretary:	Patty Findley
Office Phone:	(503) 554-2910
Athletics Trainer:	Dale Isaak
Office Phone:	(503) 554-2916
Athletics FAX:	(503) 554-3864

Coaching Staff

Head Coach:	Scott Rueck (Oregon State '91)
Record at GFU (and overall):	49-25, 3 years
Office Phone:	(503) 554-2920
Assistant Coaches:	Mike Warmanen, Kerry Rueck (JV), Meagan Williams (JV Assistant)

Team Information

Home Court (capacity):	Wheeler Sports Center (2,750)
1998-99 Record:	18-6 (NWC 14-4, tied for 2nd)
Letterwinners Back/Lost:	8/6
Starters Back/Lost:	3/2

Sports Information Office

Sports Information Director:	Blair Cash
Office Phone:	(503) 554-2127
Home Phone:	(503) 554-8067
Student Assistant SIDs:	Brian Durick, John Felton, Bryan Williford
Office Phone:	(503) 554-2139
Sports Information FAX:	(503) 554-3830
Mailing Address:	414 N. Meridian St. #6305, Newberg, OR 97132
E-mail:	bcash@georgefox.edu
Web site:	www.georgefox.edu

On the cover: sophomore point Becky Thompson

Small photo: sophomore wing Nicole Prazeau

Outlook

Playoff Bound?

The Bruins hope to take the next step into the post-season in 1999-2000.

They were "Oh! So close!" Last year's 18-6 record left the Bruins tied with Puget Sound for the best record among independents in the NAIA's Pacific Northwest Region — and UPS won an at-large bid based on tiebreakers, leaving the best George Fox team ever (based on a school-record .750 won-lost percentage) out of the playoffs, despite a No. 24 final national ranking.

"We'd been in NAIA post-season play the past six years, and would have again, but the conference was split between NAIA and NCAA, and that affected the selection process," said head coach Scott Rueck, who is 49-25 in his three years at GFU. "Any other year, we would have been in. Nationals is another story — that's the next step."

If the Bruins are to take that big step in their first year as full-time NCAA Division III-members only, they will have to replace their top scorer and best rebounder. Wing Christy Brock, an All-Northwest Conference First Team pick, led the league in scoring (17.5 ppg) and set four new GFU records, including most three-pointers in a game (7) and a season (74), while post Rachel Powell, the team's seventh-best career shot blocker (70), had 8.3 rpg.

Rueck, however, is optimistic as he points out, "We've got a solid nucleus of starters returning, and we think we have some people who can fill in the holes."

Starters returning include **Katie Greller** (6-0, Jr., Orange City, Iowa) at post, **Becky Thompson** (5-8, So., Colton, Ore.) at point, and **Nicole Prazeau** (5-10, So., Portland, Ore.) at wing.

Greller was First Team All-NWC and NAIA Pacific Northwest Region All-Independent while averaging 14.2 ppg and 7.8 rpg, and is called by Rueck "probably the best returning post player



In 1999-2000, the Bruins will hang their post-season hopes on the play of junior post Katie Greller.

in the conference." Thompson and Prazeau were pleasant surprises as freshmen, Prazeau averaging 10.8 ppg and Thompson 7.3 ppg and 3.4 assists a game, fifth-best in the league.

"With Thompson and **Jill Barram** (5-6, So., Salem, Ore.) in the backcourt, ball handling is a strength," says Rueck. "Becky averaged less than two turnovers a game, and there's not many in our league quicker than Jill. There'll be situations when we'll have both of them out there at the same time."

Wendy Clark (5-11, Sr., Bainbridge Island, Wash.), a George Fox volleyball player, is expected to replace Powell after volleyball is over. "She's a good shooter who plays like a point guard despite her size," says Rueck. **Tabitha Greller** (5-11, Jr., Eagle, Idaho), Katie's sister-in-law, "is another good three-point shooter who could move from a wing to the four-spot."

Good possibilities to replace Brock at the wing include **Jenny Freeman** (5-6, Jr., Tonasket, Wash.), a juco transfer from Wenatchee (Wash.) Valley College, and **Darcey Stocking** (5-7, Fr., The Dalles, Ore.), a First Team 3A All-State performer last year.

Two other returnees who saw limited action last season, **Janelle Steinmetz** (5-11, So., John Day, Ore.) and **Melissa Heuberger** (5-7, Sr., Yamhill, Ore.), will provide depth at the post and wing.

Among the new post players Rueck will give a look to are **Emily Ruggles** (5-11, Fr., Eugene, Ore.), **Rachel Pfund** (5-8, Fr., Seaside, Ore.), **Ruth De Young** (5-10, Fr.,

Clackamas, Ore.), and **Gina Huck** (6-2, Fr., Tillamook, Ore.). Wing depth will come from **Suzanne Santos** (5-9, Jr., Bellevue, Wash.), **Carly Page** (5-6, So., Chiloquin, Ore.), and **Amy Larson** (5-5, Fr., Portland, Ore.).

Expected later are two volleyball players, post **Shelly Schultens** (6-0, Fr., The Dalles, Ore.) and wing **Heidi Vander Stoep** (5-9, So., Woodland, Wash.), and soccer player **Mindy Venable** (5-7, Fr., Newberg, Ore.), a wing.

"Our biggest area of improvement will be in overall defense," Rueck summarizes. "We'll be quicker, and more experienced at the guards. We may not be quite as strong inside, but our ability to handle and shoot the basketball ought to keep us in the top half of the league, maybe even the top four."

1998-99 Review

The Best Year Ever, but...

It was a record-breaking year for the George Fox women's basketball team in 1998-99, but one that ended in disappointment for the Bruins when they failed to receive a bid to the NAIA playoffs.

Because the Northwest Conference was divided, with some teams opting to go to NCAA playoffs and others remaining for a final year with the NAIA, conference play was not a factor in the selection of playoff teams. NAIA teams in the conference were considered independents, and only one team would be taken from among them.

The Bruins posted an 18-6 record for a won-lost percentage of .750, the best in the team's 18-year history, went 14-4 in the conference to tie for second behind league champion Pacific Lutheran, and were ranked 24th in the final NAIA regular-season poll. But George Fox and Puget Sound tied for the top spot among the independents, and UPS won the playoff berth on tiebreakers, leaving the hard-luck Bruins home.

Still, the Bruins had much for which they could be proud. In addition to the record-breaking percentage, the team

tied a record for most consecutive wins, reeling off eight in a row, all in conference play, from Jan. 29 to Feb. 26. New records were established for most three-point field goals made in a game (11 at Whitman on Jan. 8 and Willamette on Feb. 12), and for most three-pointers attempted in a game (27 vs. Puget Sound on Feb. 19).

Christy Brock, a sharp-shooting wing who had transferred in from Azusa Pacific for her senior season, made an immediate impact on the team and the conference by leading the NWC in scoring with 17.5 points per game. She established new school records for three-point field goals made in a game, sinking seven against Whitman on Jan. 8, and three times attempted 12 three-pointers in a game, setting another record. Her 74 three-



The 1998-1999 Bruins posted their best winning percentage in team history (.750), but were kept from post-season play by league tiebreakers. Coach Rueck believes that ball handling and shooting will give the Bruins a chance to finish at or near the top of the league this year.

pointers made and 195 attempted also set new single-season standards.

Brock and sophomore center Katie Greller, who averaged 14.2 points and 7.8 rebounds a game, were both First Team All-Northwest Conference and NAIA All-Pacific Northwest Region selections. Greller was named NWC Player of the Week three times, Brock once, and each was a three-time pick as NAIA Regional Player of the Week. Greller also received Honorable Mention as an NAIA All-American.

Rookie point guard Becky Thompson, who passed out 3.4 assists a game, was honored as NWC and Regional Player of the Week once, and joined Brock and Greller on the NAIA All-Region Team. Senior forward Rachel Powell, the team leader in blocked shots with 34, and Greller were named NAIA Academic All-Americans.

Team awards went to Brock as Best Offensive Player, Powell as Best Defensive Player, and Melissa Heuberger as Most Inspirational and Most Improved.

1999-2000 Players Returning/Leaving

Players Returning	Ht., Pos., Class, Hometown	Ppg	Rpg	Apg	Honors
Katie Greller (S)	6-0, Post, Jr., Orange City, Iowa	14.2	7.8	0.7	All-NWC/Pac NW All-Ind.
Nicole Prazneau (S)	5-10, Wing, So., Portland, Ore.	10.8	3.0	1.3	
Becky Thompson (S)	5-8, Point, So., Colton, Ore.	7.3	2.9	3.4	NWC 5th in assists
Tabitha (Dawson) Greller	5-11, Wing, Jr., Eagle, Idaho	5.4	3.2	2.0	
Wendy Clark	5-11, Post, Sr., Bainbridge Island, Wash.	5.1	3.3	1.1	
Jill Barram	5-6, Point, So., Salem, Ore.	1.4	0.6	0.6	
Melissa Heuberger	5-7, Wing, Sr., Yamhill, Ore.	0.2	0.8	0.9	
Janelle Steinmetz	5-11, Post, So., John Day, Ore.	0.0	1.0	0.0	

Players Lost	Ht., Pos., Class, Hometown	Ppg	Rpg	Apg	Honors
Christy Brock (S)	5-9, Wing, Sr., Eugene, Ore.	17.5	3.1	3.2	All-NWC/NWC top scorer
Rachel Powell (S)	6-0, Post, Jr., Turner, Ore.	5.1	8.3	0.9	7th in GFU career blocks
Michele Fresvik	5-4, Point, So., Portland, Ore.	1.1	0.7	0.7	
Trish Rathka	5-9, Post, So., Banks, Ore.	1.9	3.0	0.8	
Karen Glover	5-5, Point, Fr., Snohomish, Wash.	0.9	0.3	0.3	
Joani Kroon	5-9, Post, So., Wasilla, Alaska	0.0	0.3	0.0	

1998-1999 Results

Date	W/L	Opponent	Score	High Scorer	High Rebounder
11/20	L	Northwest Nazarene	61-67	19 Greller	10 Powell
11/21	W	at Western Baptist	73-63	22 Brock	14 Greller
12/1	L	Western Baptist	51-67	15 Greller	9 Powell
12/4	L	* Pacific Lutheran	64-70	20 Brock	7 Greller, Powell
12/5	W	* Seattle	81-55	20 Greller	14 Powell
12/11	W	* at Pacific	62-55	12 Greller, Prazeau	10 Powell
12/12	W	at Concordia-Portland	84-68	17 Brock	7 Dawson
12/29	W	# vs Savannah	83-49	35 Brock	6 Greller, Prazeau
12/30	W	# vs Kalamazoo	68-54	26 Brock	9 Powell
1/8	W	* at Whitman	71-67	28 Brock	10 Powell
1/9	L	* at Whitworth	56-70	21 Brock	10 Powell
1/15	W	* Linfield	63-54	18 Prazeau	6 Clark, Greller, Powell
1/16	W	* Willamette	69-49	21 Brock	9 Powell
1/22	W	* at Lewis & Clark	66-46	23 Greller	14 Greller
1/23	L	* at Puget Sound	66-77	19 Brock, Greller	15 Greller
1/29	W	* Pacific	57-50	23 Greller	13 Greller
2/5	W	* Whitworth	64-54	22 Greller	15 Greller
2/6	W	* Whitman	77-58	22 Brock	10 Greller, Powell
2/12	W	* at Willamette	84-66	28 Brock	7 Powell
2/13	W	* at Linfield	68-57	17 Brock	11 Powell
2/19	W	* Puget Sound	72-64	19 Thompson	10 Powell
2/20	W	* Lewis & Clark	61-51	12 Dawson	10 Powell
2/26	W	* at Seattle	72-59	21 Brock	8 Greller
2/27	L	* at Pacific Lutheran	35-61	12 Greller	8 Clark, Powell

Overall Record: 18-6 (Home 8-3, Road 8-3, Neutral 2-0)

Northwest Conference: 14-4 (Home 8-1, Road 6-3)

* Northwest Conference game # at Whittier, Calif.

Home games in bold

George Fox Season Records

(Since joining NAIA in 1981)

Year	Coach	Overall	Pct.	Conference	Playoff Finish
1997-98	Scott Rueck	16-9	.640	13-5 NWC	NWC Semifinals
1996-97	Scott Rueck	15-10	.600	11-5 NWC	NWC Semifinals
1995-96	Sherri Murrell	15-10	.600	9-5 NWC	NWC Semifinals
1994-95	Sherri Murrell	20-11	.645	9-3 CC	Cascade Championship
1993-94	Sherri Murrell	16-12	.571	8-4 CC	Cascade Semifinals
1992-93	Craig Taylor	13-15	.464		Did Not Qualify
1991-92	Craig Taylor	13-15	.464		Did Not Qualify
1990-91	Craig Taylor	10-15	.400		NAIA District 2 First Round
1989-90	Craig Taylor	16-13	.552		NAIA District 2 First Round
1988-89	Craig Taylor	13-14	.481		NAIA District 2 First Round
1987-88	Craig Taylor	20-9 #	.690		NAIA District 2 Semifinals
1986-87	Craig Taylor	11-14	.440		NAIA District 2 First Round
1985-86	Craig Taylor	12-12	.500		NAIA District 2 First Round
1984-85	Craig Taylor	11-12	.478		Did Not Qualify
1983-84	Craig Taylor	7-18	.280		Did Not Qualify
1982-83	Craig Taylor	10-12	.455	6-4 WCIC	First Round NCCAA Regionals
1981-82	Craig Taylor	18-10	.643	8-2 WCIC *	4th in Div. III Regionals

*Women's Conference of Independent Colleges Champions # Includes four forfeit wins

1998-1999 Statistics

			Field Goals		3-Pt FG		Free Throws		Rebounds											
	G-S	Min-Avg	FG-A	Pct	FG-A	Pct	FT-A	Pct	Off	Def	Tot	Rpg	PF-FO	A	TO	BS	S	Pts	Ppg	
Christy Brock	24-23	728-30.3	134-343	.391	74-195	.379	77-95	.811	30	45	75	3.1	45-0	77	77	2	38	419	17.5	
Katie Greller	24-23	664-27.7	126-254	.496	0-0	.000	88-115	.765	64	122	186	7.8	77-5	16	54	5	28	340	14.2	
Nicole Prazeau	24-24	642-26.8	91-253	.360	25-92	.272	51-74	.689	19	53	72	3.0	60-0	31	69	7	33	258	10.8	
Becky Thompson	23-23	665-28.9	49-101	.485	17-53	.321	52-63	.825	18	49	67	2.9	58-0	78	47	6	50	167	7.3	
Tabitha Dawson	24-2	477-19.9	43-140	.307	28-89	.315	16-22	.727	16	61	77	3.2	41-1	49	51	3	29	130	5.4	
Rachel Powell	24-24	637-26.5	45-118	.381	0-0	.000	32-49	.653	81	119	200	8.3	77-3	21	52	34	35	122	5.1	
Wendy Clark	19-0	395-20.8	37-84	.440	8-19	.421	15-24	.625	26	36	62	3.3	47-1	20	57	8	35	97	5.1	
Michele Fresvik	23-1	213-9.3	7-28	.250	3-15	.200	8-9	.889	10	7	17	0.7	18-0	16	18	0	4	25	1.1	
Jill Barram	17-0	103-6.1	6-19	.316	0-0	.000	11-15	.733	2	9	11	0.6	10-0	11	16	1	6	23	1.4	
Trish Rathka	8-0	99-12.4	6-22	.273	0-0	.000	3-7	.429	6	18	24	3.0	8-0	6	8	1	3	15	1.9	
Karen Glover	10-0	42-4.2	2-5	.400	1-1	1.000	4-6	.667	0	3	3	0.3	3-0	3	4	1	1	9	0.9	
Melissa Heuberger	20-0	122-6.1	1-14	.071	1-9	.111	0-1	.000	5	10	15	0.8	8-0	18	16	0	1	3	0.2	
Janelle Steinmetz	4-0	7-1.8	0-2	.000	0-0	.000	0-0	.000	0	4	4	1.0	2-0	0	1	0	0	0	0.0	
Joani Kroon	4-0	6-1.5	0-1	.000	0-0	.000	0-0	.000	0	1	1	0.3	0-0	0	0	0	0	0	0.0	
Team									49	61	110				3					
George Fox	24	4800	547-1384	.395	157-473	.332	357-480	.744	326	598	924	38.5	454-10	346	473	68	263	1608	67.0	
Opponents	24	4800	488-1280	.381	84-265	.317	371-565	.657	295	577	872	36.3	415	284	523	38	210	1431	59.6	

Deadball Rebounds: George Fox 81 (79 Off, 2 Def), Opponents 54 (49 Off, 5 Def)

Coaches

Guiding Lights...

Scott Rueck

In his three years as women's basketball head coach at George Fox University, Rueck has guided the Bruins to two playoff appearances, national recognition in the NAIA Division II top 25, and with last year's 18-6 record, the best single-season winning percentage in team history.

Rueck earned the head coaching position with hard work. After putting in two seasons as assistant coach and one as interim head coach of the women's program, he earned the permanent job at the beginning of last season. He was selected after a national search yielded four finalists.

Under his direction, George Fox has gone 49-25 overall and 28-7 at home. His players have earned four NAIA All-American and seven All-Northwest Conference awards.

Rueck, 31, has ten years of coaching experience. He was a George Fox women's basketball assistant from 1993 to '95 while the Bruins compiled a 37-23 record and made two NAIA postseason appearances. In 1995-96, he served as George Fox's women's tennis head coach. Prior to coming to George Fox, he spent four years as assistant boys' basketball coach at Santiam Christian High School in Corvallis.

Rueck teaches in the department of health and human performance. He is in his sixth year as director of the Victory Hoop Camp for Portland youth.

A graduate of Glencoe High School in Hillsboro, Ore., Rueck comes from a basketball family. His sister, Heidi, a 1995 George Fox graduate, set the school's career, season and single-game assist records as an All-American point guard. His father, Marv, was a long-time member of the basketball coaching staffs at Hillsboro Union and Glencoe High Schools. When Glencoe opened in 1980, he spent a season as head coach.

Rueck earned his bachelor's degree in exercise and sports science in 1991 and a master of arts degree in physical education teaching, both from Oregon State University. He and his wife, Kerry, live in Newberg.

Mike Warmanen



Warmanen is now in his third year assisting the women's basketball team at George Fox University. He brings to the program head coaching experience at both the high school and college levels. A Forest Grove native, he was an All-Northwest League point guard for Portland Adventist before graduating in 1989. He went on to play two seasons at Walla Walla College in Washington. He coached the boys' team at Portland Adventist Academy for three seasons and

was head men's coach at Walla Walla College in 1994-95.

In addition to coaching, Warmanen is an athletic goods salesman for AllTeam Image in Portland, where he also lives.

Kerry Rueck



Rueck, who married George Fox head coach Scott Rueck in 1996, is in her second season as an assistant coach, with primary responsibilities

for the junior varsity program, also in its second season.

Rueck is perhaps the best shooter in George Fox history. She holds school records for 3-point accuracy in a season (.414) and a career (.388), and for most 3-pointers in a career (119). She held team records for 3-pointers made in a game (5) and in a season (61) until they were broken last year by Christy Brock.

A transfer from Skagit Valley Community College, Rueck played on the nationally-ranked 1993-94 and 1994-95 teams. She earned her bachelor of arts degree in elementary education in 1995, and teaches fifth grade in Newberg. The Ruecks reside in Newberg.

Meagan Williams



For the second year, Williams will work as an assistant junior varsity coach under Kerry Rueck. She was George Fox's first NAIA All-American

Scholar-Athlete in women's basketball, made Honorable Mention All-Northwest Conference in 1994-95, and ranked in the top ten in the league in scoring, rebounding, and field goal percentage.

Williams was the first female graduate of George Fox's engineering program in 1995, and earned a second bachelor's degree from Oregon State in 1996. She currently works for Tektronix in Wilsonville, and lives in Newberg.

Players

11 Jill Barram

Point Guard • 5-6 • Sophomore
Salem, Oregon • Salem Academy '98

Career Stats

Year	G	FG-A	FG%	3-Pt-A	3-Pt%	FT-A	FT%	Reb	Rpg	Ast	Pts	Ppg
98-99	17	6-19	.316	0-0	.000	11-15	.733	11	0.6	11	23	1.4



Single Game Career Highs

Points: 7 (three fg, one ft) vs. Kalamazoo at Whittier, Calif., 12/30/98

FG: 3 vs. Kalamazoo at Whittier, Calif., 12/30/98

FGA: 6 vs. Kalamazoo at Whittier, Calif., 12/30/98

FG % (min. 5 fga): .500 (3-6) vs. Kalamazoo at Whittier, Calif., 12/30/98

3-Pt FG: 0

3-Pt FGA: 0

3-Pt FG % (min. 2 fga): n/a

FT: 4 at Lewis & Clark, 1/22/99

FTA: 5 vs. Lewis & Clark, 1/22/99

FT % (min. 3 fta): .800 (4-5) vs. Lewis & Clark, 1/22/99

Rebounds: 5 vs. Kalamazoo at Whittier, Calif., 12/30/98

Assists: 3 at Concordia, 12/12/98

Turnovers: 5 at Lewis & Clark, 1/22/99

Blocked Shots: 1 at Pacific Lutheran, 2/27/99

Steals: 2 vs. Willamette, 1/16/99

Minutes: 19 vs. Kalamazoo at Whittier, Calif., 12/30/98

1999-2000: Quickest player on team...Solid ball handler...Sees floor well...Good passer...Good penetrator...Will see significant playing time as top sub at point and in late-game situations where ball-handling and free-throw shooting skills are needed...*Coach Rueck on Barram:* "Jill is one of the very best athletes on the team, and I have been impressed by her growth in decision making. She will play some point as well as wing, and is very capable of making an impact every time she steps on the floor."

1998-99: Subbed in 17 games at point...Had career highs of seven points and five rebounds vs. Kalamazoo...Passed out three assists at Concordia.

HS: Coached by Valyn Anderson at Salem Academy...Four-year varsity player...1997-98: First Team All-Tri-River League...Team finished fourth at state tournament...Team captain...Averaged 14.0 ppg...1996-97: Second Team All-League...Team captain...Averaged 12.0 ppg...1995-96: Honorable Mention All-League...Team co-captain...Team finished third in the state...1994-95: Team won league title and finished second in state...Selected First Team All-League and Third Team All-State



Sophomore point guard Jill Barram

in softball...Three-year recipient of Scholar Athlete Award.

Personal: Born June 4, 1980, in Salem, Oregon...Daughter of Dan and Vicki Barram...Liberal arts major...Niece of former NBA player and coach Kurt Rambis...Favorite book: *Curious George*...Favorite movie: *Gidget Goes Hawaiian*...Favorite food: Sugar...Favorite athlete: Larry Bird...Enjoys shopping and spending time with friends.

54 Wendy Clark

Post • 5-11 • Senior
Bainbridge Island, Washington • Bainbridge Island HS '96
Skagit Valley College

Career Stats

Year	G	FG-A	FG%	3-Pt-A	3-Pt%	FT-A	FT%	Reb	Rpg	Ast	Pts	Ppg
98-99	19	37-84	.440	8-19	.421	15-24	.625	62	3.3	20	97	5.1



Single Game Career Highs

Points: 13 (four fg, one 3-pt, four ft) vs. Willamette, 1/16/99

FG: 5 vs. Puget Sound, 2/19/99

FGA: 9 vs. Willamette, 1/16/99

FG % (min. 5 fga): .625 (5-8) vs. Puget Sound, 2/19/99

3-Pt FG: 2 at Pacific Lutheran, 2/27/99

3-Pt FGA: 4 at Pacific Lutheran, 2/27/99

3-Pt FG % (min. 2 fga): .500 (2-4) at Pacific Lutheran, 2/27/99

FT: 4 vs. Willamette, 1/16/99

FTA: 4 vs. Willamette, 1/16/99

FT % (min. 3 fta): 1.000 (4-4) vs. Willamette, 1/16/99

Rebounds: 8 at Pacific Lutheran, 2/27/99

Assists: 4 at Pacific Lutheran, 2/27/99

Turnovers: 7 at Pacific Lutheran, 2/27/99

Blocked Shots: 4 at Pacific Lutheran, 2/27/99

Players

24 Jenny Freeman

Wing • 5-6 • Junior

Tonasket, Washington • Tonasket HS '97
Wenatchee Valley College



1999-2000: Strong candidate to replace top scorer Christy Brock at wing... *Coach Rueck on Freeman:* "Jenny has been all that we hoped she would be and a little more. Her physical toughness and aggressive style of play have earned her a starting spot at wing. Jenny has the ability to shoot the three and also is quick enough to beat her defender off the dribble."

JC: Coached by Marco Azurdia at Wenatchee Valley College...1998-99: First Team All-Eastern Region...Selected to NWAACC Sophomore All-Star Game...Received Ted Anthon "Character" Award...Captain of regional championship team...Led the team in scoring with 12 ppg...1997-98: Received Coaches Award...Member of league and regional championship teams...On Deans List 1997-99...Graduated with honors (3.5 GPA or above)...Earned President's Award in 1999.

HS: Coached by Gary Smith at Tonasket High School...1996-97: Team captain...1995-96: Named team's Best Defender...Member of Caribou Trail League co-championship team...1994-95: Earned Coaches Award...1993-94: Named team's Most Inspirational Player...Also earned four letters in volleyball and three in track and field...Honored as 1996-97 THS Female Athlete of the Year.

Personal: Born June 20, 1979, in Omak, Washington...Daughter of Bill and Debbi Freeman...Communication arts major...Favorite book: *I Promise I'll Find You*...Favorite movie: *Hoosiers*...Favorite food: Ice cream...Favorite athlete: Jennifer Azzi...Enjoys Dutch Blitz and Cranium.

22 Katie Greller

Post • 6-0 • Junior

Orange City, Iowa • Floyd Valley HS '97

Career Stats

Year	G	FG-A	FG%	3-Pt-A	3-Pt%	FT-A	FT%	Reb	Rpg	Ast	Pts	Ppg
97-98	25	135-232	.582	0-1	.000	55-71	.775	181	7.2	12	325	13.0
98-99	24	126-254	.496	0-0	.000	88-115	.765	186	7.8	16	340	14.2
2 yrs	49	261-486	.537	0-1	.000	143-186	.769	367	7.5	28	665	13.6

Single Game Career Highs

Points: 26 (12 fg, 2 ft) at Lewis & Clark, 2/7/98

FG: 12 at Lewis & Clark, 2/7/98

FGA: 19 vs. Whitworth, 2/5/99

FG % (min. 5 fga): .875 (7-8) at Willamette, 2/10/98;


Steals: 5 vs. Whitworth, 2/5/99

Minutes: 31 at Pacific Lutheran, 2/27/99

1999-2000: Expected to step into a starting role at strong forward...Team's best post passer...Comfortable on perimeter...A scoring threat inside and out...Can hit the 3-pointer...Second Team All-Northwest Conference as a middle blocker in volleyball this past season...*Coach Rueck on Clark:* "Wendy will be moving into the starting line-up this year and that gives us another three-point shooter to stretch the defense. Her passing ability may be the best on the team and that is another huge asset. We will be looking for her leadership this year as one of our two seniors and a captain."

1998-99: Missed first five games due to volleyball season but quickly became a valuable sub...Scored in double figures twice, with high of 13 vs. Willamette...Also had 11 vs. Puget Sound...Set career highs with eight rebounds and four assists in final game at Pacific Lutheran.

JC: Coached by Steve Epperson at Skagit Valley College...1997-98: Named Skagit Valley Female Athlete of the Year...Played every position but point guard...Averaged 7.5 ppg and 6.2 rpg...Team went 32-0 and won Northwest Athletic Association of Community Colleges championship...1996-97: Team finished 28-4 and fourth at NWAACC



Junior wing Jenny Freeman

Tournament...League and NWAACC Northern Region MVP in volleyball...Two-time NWAACC Scholar-Athlete.

HS: Coached by Penny Gienger at Bainbridge High School...1995-96: First Team All-Olympic League...Team MVP...Team captain...Team finished as league co-champions...1994-95: First Team All-West Sound...Team MVP...Team Captain...Led Olympic League with 17 ppg, fourth with 8.2 rpg and 3.5 assists...League MVP runner-up...1993-94: League's top scorer at 15.0 ppg, with 10.0 rpg...Four-year letterwinner in volleyball...Two-year letterwinner in water polo and tennis...Named Female Athlete of the Year.

Personal: Born August 21, 1978, in Hartford, Connecticut...Daughter of Jeff and Bonny Clark...Psychology major...Favorite book: *Reviving Ophelia*...Favorite movie: *The Waterboy*...Favorite food: Cheese Nips...Favorite athlete: Jeff Clark...Enjoys sailing, Dutch Blitz, Cranium and snowboarding.



at Concordia, 12/12/98

3-Pt FG: 0

3-Pt FGA: 1 at Lewis & Clark, 2/7/98

3-Pt FG % (min. 2 fga): n/a

FT: 9 vs. Pacific, 1/29/99

FTA: 12 vs. Pacific, 1/29/99

FT % (min. 3 fta): 1.000 (6-6) vs. Seattle,

12/5/98; vs. Willamette, 1/16/99

Rebounds: 17 vs. Rio Grande at Daytona Beach, Fla., 12/28/97

Assists: 3 vs. Pacific, 1/29/99

Turnovers: 6 at Whitman, 1/30/98; at Linfield, 2/13/99

Blocked Shots: 3 at Pacific, 12/11/98

Steals: 4 vs. Hamline, 11/22/97; at Lewis & Clark, 2/7/98

Minutes: 41 vs. Pacific Lutheran, 1/24/98

1999-2000: Top returning player in scoring (14.2), rebounding (7.8), free throws (88), and field-goal percentage (.496)... Efficient scorer around basket... One of top returning posts in the conference... Has improved shooting range and passing... Great work ethic... Team captain... *Coach Rueck on Greller:* "Katie is coming off a First-Team All-Conference season and is ready to have the same kind of year this year. Her biggest asset is her work ethic. She knows one speed and she will play that way every minute she is on the floor. There might be players that have the ability she does, but she rises to the top because she just works harder. We will definitely need her leadership on and off the floor this year."

1998-99: First Team All-Northwest Conference, All-NAIA Pacific Northwest Region, and NAIA Honorable Mention All-American... Named an NAIA Academic All-American... Three-time NWC and Regional Player of the Week... Led the Bruins in free throws (88), free throw attempts (115) and field-goal percentage (.496)... Second in scoring (14.2), rebounding (7.8), field goals (126) and field goal attempts (254)... Scored in double figures 20 times, with 20 or more five times... Had season high of 23 points at Lewis & Clark and vs. Pacific... Reached double figures in rebounds six times, with high of 15 at Puget Sound and vs. Whitworth... Recorded six double-doubles in scoring and rebounding, including five in a row during conference play... Hit 6-6 free throws vs. Seattle and Willamette.

1997-98: Second Team All-Northwest Conference, the highest-honored freshman in the NWC... Set new George Fox single-season field-goal percentage record (.582)... Finished in top 10 in NWC in field-goal shooting (.582), free-throw shooting (.775) and rebounding (7.2)... Hit career-high 26 points on 12-16 shooting at Lewis & Clark... Grabbed career-high 17 rebounds vs. Rio Grande.

1996-97: Red-shirted season with foot injury.

HS: Played at Floyd Valley High... 1995-96: Team captain... Third Team All-Siouxland Conference... Averaged 10.1 ppg and 3.9 rpg... Field goal percentage of .767 (79-103) was second-best in the state... Received Coaches Appreciation Award... Team finished 22-1... 1994-95: Team's Most Improved Player... Averaged 4.3 ppg and 4.2 rpg... Team went 21-1... Also lettered in cross country and golf... Named to honor roll for four years.

Personal: Born Sept. 16, 1978, in Grand Haven, Michigan... Daughter of John and Jane Greller... Fashion merchandising/interior design major... Favorite book: *The Rabbit Who Went to Florida*... Favorite movie: *J & J's Cooking School*... Favorite food: Anything that Gratch grills... Favorite athlete: "Deb the volleyball player"... Enjoys vacationing with Yamhillians, visiting the "Heemy Boys."

23 Tabitha Greller

Wing • 5-11 • Junior

Eagle, Idaho • Eagle HS '97

Career Stats

Year	G	FG-A	FG%	3-Pt-A	3-Pt%	FT-A	FT%	Reb	Rpg	Ast	Pts	Ppg
97-98	25	65-179	.363	46-130	.354	39-44	.886	69	2.8	24	215	8.6
98-99	24	43-140	.307	28-89	.315	16-22	.727	77	3.2	49	130	5.4
2 yrs	49	108-319	.339	74-219	.338	55-66	.833	146	3.0	73	345	7.0



Single Game Career Highs

Points: 18 at Lewis & Clark, 2/7/98

FG: 6 vs. Hamline, 11/22/97; at Lewis & Clark, 2/7/98; at Concordia, 12/12/98

FGA: 16 vs. Rio Grande at Daytona Beach, Fla., 12/28/97

FG % (min. 5 fga): .857 (6-7) vs.

Hamline, 11/22/97

3-Pt FG: 5 vs. Hamline, 11/22/97

3-Pt FGA: 11 vs. Rio Grande at Daytona Beach, Fla., 12/28/97

3-Pt FG % (min. 2 fga): 1.000 (5-5) vs. Hamline, 11/22/97

FT: 5 vs. Rio Grande at Daytona Beach, Fla., 12/28/97

FTA: 6 vs. Rio Grande at Daytona Beach, Fla., 12/28/97

FT % (min. 3 fta): 1.000 (4-4), 4 times, last vs. Seattle, 12/5/98

Rebounds: 7 at Concordia, 12/12/98

Assists: 10 at Concordia, 12/12/98

Turnovers: 6 vs. Northwest Nazarene, 11/20/98

Blocked Shots: 1, four times, last at Linfield, 2/13/99

Steals: 4, four times, last at Puget Sound, 1/23/99

Minutes: 36 vs. Northwest Nazarene, 11/20/98

1999-2000: Top returning player in 3-point field goals made (28)... Has improved one-on-one skills... Becoming more comfortable playing inside... Will be one of first subs to enter

Players

games this season... *Coach Rueck on Greller*: "Tabitha is moving from the wing to the four this year. She will need to be able to guard the post as well as the guard this season, which will be a challenge. She has always met every challenge in front of her, though, so I have no doubt that she will do a great job. Her ability to shoot the three from the four spot will stretch the defense and give us a weapon that we have not had over the years."

1998-99: Played last year under maiden name of Tabitha Dawson, but married Tom Greller, brother of teammate Katie Greller, during the off-season... Appeared in every game, with two starts... Was second on the team in 3-point field goals (28), third in 3-point attempts (89), rebounds (77), and assists (49)... Scored in double figures five times, with a high of 16 at Concordia... Grabbed career-high seven rebounds and passed out a team season-high 10 assists at Concordia.

1997-98: Tied single-game record for 3-point percentage by hitting 5-5 (1.000) in opener vs. Hamline... Free-throw percentage (.886) would have led Northwest Conference and set a new school record, but didn't have enough attempts to qualify... Scored career-high 18 points at Lewis & Clark.

HS: Coached by Bob Brunzell at Eagle High... 1996-97: Averaged 11.6 ppg, 6.0 rpg, and 5.0 apg... Team finished fifth in Class A (Idaho's largest) State Tournament... All-Academic SIC Team... 1995-96: Honorable Mention All-SIC... Averaged 15.6 ppg, 4.0 rpg, and 6.0 apg... Also earned letters in softball, cross country and track.

Personal: Born Feb. 22, 1979, in Nampa, Idaho... Daughter of Larry and Susan Dawson... Liberal arts major... Married to Tom Greller, brother of teammate Katie Greller... Favorite book: The "Left Behind" series... Favorite movie: *Dirty Dancing*... Favorite food: Fettuccini Alfredo... Favorite athlete: Michael Jordan... Enjoys hunting, camping, horseback riding and racing down sand dunes.

10 Melissa Heuberger

Wing • 5-7 • Senior

Yamhill, Oregon • Yamhill-Carlton HS '96

Career Stats

Year	G	FG-A	FG%	3-Pt-A	3-Pt%	FT-A	FT%	Reb	Rpg	Ast	Pts	Ppg
96-97	18	5-20	.250	2-9	.222	0-1	.000	20	1.1	7	12	0.7
97-98	20	2-23	.087	1-6	.167	2-4	.500	15	0.8	9	7	0.4
98-99	20	1-14	.071	1-9	.111	0-1	.000	15	0.8	18	3	0.2
3 yrs	58	8-57	.140	4-24	.167	2-6	.333	50	0.9	34	22	0.4

Single Game Career Highs

Points: 5 (two fg, one 3-pt) vs. Puget Sound, 1/31/97

FG: 2 vs. Puget Sound, 1/31/97

FGA: 5 vs. Hamline, 11/22/97



FG % (min. 5 fga): .200 (1-5) vs. Hamline, 11/22/97

3-Pt FG: 1, four times, last vs. Pacific, 1/29/99

3-Pt FGA: 2, four times, last vs. Pacific, 1/29/99

3-Pt FG % (min. 2 fga): .500 (1-2), vs.

Pacific, 1/29/99

FT: 1 vs. Whitman, 12/5/97; vs. Seattle, 2/6/98

FTA: 2 vs. Whitman, 12/5/97; vs. Seattle, 2/6/98

FT % (min. 3 fta): n/a

Rebounds: 3 at Western Oregon, 12/2/97; at Pacific, 1/17/98

Assists: 2, seven times, last vs. Whitman, 2/6/99

Turnovers: 5 vs. Whitman, 12/5/97

Blocked Shots: 0

Steals: 1, 10 times, last at Western Baptist, 11/21/98

Minutes: 16 at Western Baptist, 11/21/98

1999-2000: Excellent defender... Improved at delivering ball to post players and decision-making... Expected to score from perimeter... *Coach Rueck on Heuberger*: "Melissa

comes into her final season as a Bruin in the best condition of any player and with a renewed confidence in her perimeter game. She has been playing very well and provides us with depth that we have never had. I'm very proud of her development, and she has done it with hours and hours of hard work. She deserves to have a great senior year, and I'm confident she will."

1998-99: Saw limited action in 20 games... Scored only points of the season on a 3-pointer vs. Pacific.

1997-98: Had season-high three points in opener vs. Hamline... Twice grabbed career-high three rebounds... Also played varsity soccer.

1996-97: Joined program as a walk-on... Scored career-high five points vs. Puget Sound.

HS: Coached by her father, Dean Heuberger, at Yamhill-Carlton High... 1995-96: Was Honorable Mention All-Valco League... Team captain... Averaged 8.0 ppg, 4.0 rpg, and 4.1 apg... 1994-95: Averaged 7.0 ppg, 3.0 rpg, and 2.0 apg.

Personal: Born Oct. 26, 1977, in Dallas, Oregon... Daughter of Dean and Kris Heuberger... Fitness management major... Favorite book: *The Education of Little Tree*... Favorite movie: Bruin Dance Hits — "It's Ice Baby"... Favorite food: Honey... Favorite athlete: GFU volleyball player Tristan Nicholas... Enjoys Dutch Blitz, giggling and road trips with the "Iowa clan."



Senior wing Melissa Heuberger

44 Carly Page

Wing • 5-6 • Sophomore

Chiloquin, Oregon • Chiloquin HS '98



1999-2000: Expected to step from junior varsity to provide depth at a wing...

Outstanding defender... *Coach Rueck on Page:* "Carly comes back to the program this year after spending last season on our junior varsity team. She will provide depth to the wing and point guard positions. Due to her

outstanding work ethic, Carly improves daily. We will look to her to continue to improve her perimeter scoring ability and adjust her game to varsity speed."

1998-99: Played on junior varsity team.

HS: Coached by M. E. Ross at Chiloquin High...Three-year letter-winner...1997-98: First Team All-Southern Cascade League...Oregon 2A All-Star...Member of league championship team...1996-97: First Team All-League...Member of league championship team...Team placed sixth in State 2A Tournament...1995-96: Team placed sixth in State 2A Tournament...Also won three letters and was Honorable Mention All-State in volleyball...One of school's Scholar Athletes.

Personal: Born March 5, 1980, in Klamath Falls, Oregon...Daughter of Gerry and Louise Page...major undecided...Favorite book: *Anne of Green Gables*...Favorite movie: *Braveheart*...Favorite food: Lasagna...Enjoys waterskiing.

5 Nicole Prazeau

Wing • 5-10 • Sophomore

Portland, Oregon • Central Catholic HS '98

Career Stats

Year	G	FG-A	FG%	3-Pt-A	3-Pt%	FT-A	FT%	Reb	Rpg	Ast	Pts	Ppg
98-99	24	91-253	.360	25-92	.272	51-74	.689	72	3.0	31	258	10.8



Single Game Career Highs

Points: 20 (nine fg, one 3-pt, one ft) at Seattle, 2/26/99

FG: 9 at Seattle, 2/26/99

FGA: 20 at Seattle, 2/26/99

FG % (min. 5 fga): .667 (8-12) at Whitworth, 1/9/99

3-Pt FG: 3, at Pacific, 12/11/98; at Whitman, 1/8/99; vs. Whitman, 2/6/99

3-Pt FGA: 7 at Pacific, 12/11/98

3-Pt FG % (min. 2 fga): .750 (3-4) vs. Whitman, 2/6/99

FT: 8 vs. Pacific Lutheran, 12/4/98

FTA: 10 vs. Pacific Lutheran, 12/4/98

FT % (min. 3 fta): 1.000 (4-4) vs. Willamette, 1/16/99

Rebounds: 8 vs. Lewis & Clark, 2/20/99

Assists: 3, five times, last at Seattle, 2/26/99

Turnovers: 7 at Whitworth, 1/9/99

Blocked Shots: 2 at Whitman, 1/8/99

Steals: 5 at Seattle, 2/26/99

Minutes: 35 at Seattle, 2/26/99


1999-2000: Unlimited potential...Excellent one-on-one skills...Can play inside and out...Slashes to the basket...Great penetrator...Combination of athletic ability and basketball skills could make her one of best ever to play at George Fox... *Coach Rueck on Prazeau:* "Nicole continues to amaze me. She is a very talented player who has the ability to take over a game. We will be looking for her to play at that high level every night. I feel she can be one of the top wings in the conference. Nicole can be as good as she wants to be. I am expecting her to have an outstanding season."

1998-99: Started all 24 games as a true freshman...

Was second on the team in 3-point field goal attempts (92), third in scoring (10.8), field goals (91), field goal attempts (253), 3-pointers (25), free throw attempts (74) and blocked shots (7)...Scored in double figures 14 times, with high of 20 at Seattle...Had five straight double-figure scoring games in middle of conference play...Had high of eight rebounds vs. Lewis & Clark...Made career-high five steals at Seattle.

HS: Coached by Glen Lee at Central Catholic High...Holds school career scoring record with 667 points...Earned three letters...1997-98: Second Team All-Mt. Hood League...Team MVP...Averaged 14.8 ppg, 5.5 rpg, 1.3 apg, and 1.7 spg...1996-97: First Team All-League...Team MVP...Also lettered in softball.

Personal: Born April 11, 1980, in Portland, Oregon...Daughter of Robert and Sandra Prazeau...Pre-med major...Favorite book: *The Babysitters' Club*...Favorite movie: *Night at the Roxbury*...Favorite food: Fettuccini Alfredo...Favorite athlete: Michael Jordan...Enjoys shopping, summer sun fun, "hangin' out with my cooks and P-town homies, shearing sheep."




Sophomore wing Nicole Prazeau

Players

50 Emily Ruggles

Post • 5-11 • Freshman
Eugene, Oregon • South Eugene HS '99



1999-2000: Will see limited duty as a backup post in her freshman season... *Coach Rueck on Ruggles:* "Emily brings to our program outstanding experience and knowledge. She was an important role player on South Eugene's State Championship team last season, so she has been in the biggest of games. She knows what it takes to win. I have been impressed with her basketball knowledge and her fundamental approach to the game. We will be looking for her to gain strength this year and become familiar with the college game."

HS: Coached by Jim Denker at South Eugene High... Two-year letter-winner... 1998-99: Averaged 2 ppg, 2 rpg, and 1 apg for league and state 4A championship team... 1997-98: Played for team that finished first in league and fourth in state... Graduated with honors... Named to "Who's Who Among American High School Students" as a senior... Member of National Honor Society in junior and senior years.

Personal: Born November 25, 1980, in Sacramento, California... Daughter of Allen and Kathy Ruggles... Major undecided... Favorite book: *Their Eyes Were Watching God*... Favorite movie: *Roman Holiday*... Favorite food: Italian... Favorite athlete: Ekaterina Gordeeva... Enjoys piano, guitar, ice-skating and tennis.

32 Suzanne Santos

Wing • 5-9 • Freshman
Bellevue, Washington • Interlake HS '99



1999-2000: Will provide depth at wing and occasionally inside at post this season... Goes to the ball well on rebounds... Needs only experience to become a good college player... *Coach Rueck on Santos:* "Suz is one of the best athletes on our team. She is a fierce competitor and is eager to learn and be coached. She has proven already she will do anything to become a great player. The most important thing Suz brings to our team is passion and enthusiasm."

HS: Coached by Liz Stephens at Interlake High... Earned four letters... 1998-99: Second Team All-King County League... April "Athlete of the Month"... Team MVP and captain... Earned team's Most Inspirational Award... 1997-98: Earned team's Most

Inspirational and SAINT Awards... Also won four letters in softball, two in volleyball, and one in track... 1997 First Team All-League shortstop in softball... Played in 1997 NSA World Series in Florida with Bellevue Diamond Dolls fast-pitch club team... Graduated with 3.9 GPA... Member of National Honor Society... Named "Lion's Club Student of the Month"... Received Kirk Dawson Memorial Award and BCC Mediafest Advanced Script Writing Award... Named Kiwanis Scholar Athlete... Named IHS Outstanding Senior.

Personal: Born April 25, 1981, in Seattle, Washington... Daughter of Ted and Vicki Songhurst... Film/communications major... Favorite book: *Romeo and Juliet*... Favorite movies: *A League of Their Own*, *Austin Powers 2*... Favorite food: Tacos and Lucky Charms... Favorite athlete: Teresa Edwards... Enjoys playing guitar, writing, and listening to music.

52 Shelly Schultens

Post • 6-0 • Freshman
The Dalles, Oregon • The Dalles HS '99



1999-2000: Will give the team height and strength inside once the volleyball season is over... *Coach Rueck on Schultens:* "Shelly will get a late start due to volleyball. She will provide depth at our post position and gives us size inside. She is as strong as anyone in our conference. I have been impressed with Shelly's ability to defend the post. She plays very smart on the block and uses her body well to pin the defender."

HS: Coached by Andrew Hughes at The Dalles High... Earned three letters... 1998-99: First Team All-Tri-Valley Conference... Second Team All-3A State Tournament... Third Team All-State... Led team in rebounding... 1997-98: Third Team All-Conference... Team's leading rebounder... Also lettered in volleyball and softball... Third Team All-State in volleyball as a senior... First Team All-League in softball in '99... Three-year member of National Honor Society... Class of '99 Salutatorian... Named Female Scholar-Athlete of 1999... Awarded Most Outstanding Senior Girl of 1999.

Personal: Born February 5, 1981, in The Dalles, Oregon... Daughter of Bob and Jozette Schultens... Biology major... Sister of former George Fox volleyball players Amy and Jen Schultens... Also competes on George Fox volleyball team... Favorite book: *Pride and Prejudice*... Favorite movie: *Dumb and Dumber*... Favorite food: Hamburgers... Enjoys volleyball, water sports and skiing.

30 Janelle Steinmetz

Post • 5-11 • Sophomore

John Day, Oregon • Grant Union HS '98

Career Stats

Year	G	FG-A	FG%	3-Pt-A	3-Pt%	FT-A	FT%	Reb	Rpg	Ast	Pts	Ppg
98-99	4	0-2	.000	0-0	.000	0-0	.000	4	1.0	0	0	0.0



Single Game Career Highs

Points: 0

FG: 0

FGA: 2 vs. Seattle, 12/5/98

FG % (min. 5 fga): n/a

3-Pt FG: 0

3-Pt FGA: 0

3-Pt FG % (min. 2 fga): n/a

FT: 0

FTA: 0

FT % (min. 3 fta): n/a

Rebounds: 2 vs. Whitman, 2/6/99

Assists: 0

Turnovers: 1 vs. Whitman, 2/6/99

Blocked Shots: 0

Steals: 0

Minutes: 2 vs. Seattle, 12/5/98; at Lewis & Clark, 1/22/99; vs. Whitman, 2/6/99

1999-2000: Quick...Hard worker...Has potential to become good college post player...*Coach Rueck on Steinmetz:* "Janelle brings our team depth at the low post. She has developed a very nice inside game and has proven she can knock down shots out to 18 feet. Janelle is a coach's dream in that she would run through a wall to improve if that is what we asked of her."

1998-99: Appeared briefly in four varsity games...Grabbed four rebounds in only seven minutes of playing time.

HS: Coached by Matt Thatcher at Grant Union High...Earned three letters...1997-98: Team co-captain...First Team All-Greater Oregon League...Averaged 13.0 ppg and 8.0 rpg...Team advanced to league playoffs...1996-97: Honorable Mention All-Greater Oregon League...Averaged 10.0 ppg and 7.5 rpg...Team finished 14-10...All-League volleyball player and letter-winner in track and field...High school honor roll student.

Personal: Born Feb. 17, 1980, in La Grande, Oregon...Daughter of Kevin and Karon Steinmetz...Fitness management major...Favorite food: Fettuccini...Favorite athlete: David Robinson...Enjoys bicycling and hiking.

14 Darcey Stocking

Wing • 5-7 • Freshman

The Dalles, Oregon • The Dalles HS '99



1999-2000: Will provide quick outside scoring punch off the bench this year...

Coach Rueck on Stocking: "Darcey is an outstanding athlete who has the scoring ability to get hot and score ten straight points. It won't take her long to learn the speed of the college game, and when she does, she will be a big contributor. She is a good three-point shooter and can penetrate left and right. Darcey will add depth to an already-talented group of wings."

HS: Coached by Andrew Hughes at The Dalles High...Earned three letters...1998-99: Averaged 16 ppg, 5.5 rpg, 4.5 apg and 4.3 spg...Tri-Valley League MVP...First Team All-State...MVP of team that finished first in league and third in state...1997-98: Team MVP... First Team All-League...1996-97: Member of league championship team...Also lettered in soccer and golf...1999 Third Team All-State, First Team All-League and MVP of soccer team...Team MVP in golf, finishing 10th in state in '99, 13th in state and winning district championship in '98, and ninth in state in '96...Member of National Honor Society and Honor Roll.

Personal: Born November 18, 1980, in Portland, Oregon...Daughter of Bob and Lee Ann Stocking... Major undecided...Favorite book: *The Hot Zone*...Favorite movie: *Mulan*...Favorite food: Pizza...Favorite athlete: Pete Maravich...Enjoys writing poems and spending time with friends.

20 Becky Thompson

Point Guard • 5-8 • Sophomore

Colton, Oregon • Colton HS '98

Career Stats

Year	G	FG-A	FG%	3-Pt-A	3-Pt%	FT-A	FT%	Reb	Rpg	Ast	Pts	Ppg
98-99	23	49-101	.485	17-53	.321	52-63	.825	67	2.9	78	167	7.3



Single Game Career Highs

Points: 19 (four fg, one 3-pt, 10 ft) vs. Puget Sound, 2/19/99

FG: 4 vs. Whitworth, 2/5/99; vs. Puget Sound, 2/19/99; vs. Lewis & Clark, 2/20/99

FGA: 11 vs. Puget Sound, 2/19/99

FG % (min. five fga): .600 (3-5), three

times, last at Puget Sound, 1/23/99

3-Pt FG: 2, five times, last vs. Lewis & Clark, 2/20/99

3-Pt FGA: 6 vs. Whitworth, 2/5/99; vs. Puget Sound, 2/19/99

Players

3-Pt FG % (min. 2 fga): .667 (2-3) vs. Northwest Nazarene, 11/20/98

FT: 10 vs. Puget Sound, 2/19/99

FTA: 11 vs. Puget Sound, 2/19/99

FT % (min. 3 fta): 1.000 (4-4) at Concordia, 12/12/98

Rebounds: 7 at Linfield, 2/13/99; vs. Puget Sound, 2/19/99

Assists: 8 vs. Kalamazoo at Whittier, Calif., 12/30/98

Turnovers: 8 at Pacific Lutheran, 2/27/99

Blocked Shots: 2 at Concordia, 12/12/98

Steals: 4, four times, last at Pacific Lutheran, 2/27/99

Minutes: 37 at Willamette, 2/12/99

1999-2000: Returns to starting point position she earned as a freshman...Top returning player in assists (78), steals (50), 3-point percentage (.321) and free throw percentage (.825)...



Sophomore point guard Becky Thompson

One of team's top 3-point shooters... Excellent defender... Best overall athlete on team...Good rebounding point guard... *Coach Rueck on Thompson:* "Becky had an outstanding freshman season starting at the point guard position. As one of our captains this season, she will be asked to expand her leadership role on the team, especially verbally. She has proven that she can play long minutes with very few mistakes, and is a very good defender. We will need a great season from Becky."

1998-99: Earned starting point guard slot as a true freshman...Led the team in assists (78), steals (50) and free throw percentage (.825)...Second in 3-point percentage (.321) and minutes played per game (28.9), third in free throws (52)... Scored in double figures five times, with high of 19, including 10 of 11 free throws, vs. Puget Sound...Passed out a high of eight assists vs. Kalamazoo...Grabbed high of seven rebounds in back-to-back games at Linfield and vs. Puget Sound.

HS: Coached by father, Vic Thompson, Oregon 2A Coach of the Year, at Colton High...Earned four letters...1997-98: Oregon Class 2A Player of the Year...First Team Oregon 2A All-State Team...First Team Oregon 2A State All-Tournament Team...Tri-River League Player of the Year...Averaged 15.1 ppg, 6.6 apg, 6.5 spg, and only 1.6 turnovers per game...Scored 20 points in championship game as team won state title...1996-97:

Background on the Bruin Nickname

George Fox's Bruin nickname comes from a real bear captured in 1887 just two years after Pacific Academy (the University's predecessor) was established. The small cub was found in the Coast Range foothills west of Carlton when its mother was shot. The young cub was brought to campus by a student and later lived with a faculty member.

When it grew to adulthood, it was kept in a pit in Hess Creek Canyon south of the campus. It escaped one too many times and was turned into steak for the dining table and the hide preserved on a frame and displayed in an early campus museum. When the hide deteriorated several years later, it was taken to a campus furnace room to be destroyed, but the framework proved a problem in dismantling so it was left sitting in a corner.

Students found the old Bruin skin later and began skirmishes over ownership, a tradition that continues today. "Bruin Junior," a replica, under a set of guidelines passed down for years, is fought over periodically in class competition, with the class able to physically drag the Bruin replica off campus declared the rightful owner until next "flashed."



Even with the Bruin tradition, somewhere along the line, the "Quaker" tag for athletic teams came into popularity with sportswriters because of the University's church affiliation, and that nickname was used, along with the mascot "Foxy George," a little fox with a Quaker hat. Both gained acceptance for a period in the 1950s and 1960s until a vote of faculty, students and administration in 1970 reinstated the Bruin nickname to its rightful place.

Oregon Class 2A Player of the Year...First Team Oregon 2A All-State Team...Second Team Oregon 2A State All-Tournament Team...Tri-River League Player of the Year...Team finished fifth in state tournament...Was a First Team All-State softball player...High school homecoming queen.

Personal: Born Sept. 23, 1980, in Oregon City, Oregon... Daughter of Victor and Linda Thompson...Major undecided... Mother is director of graduate student services at George Fox...Favorite book: *Gloomy Gus*...Favorite movie: *Tommy Boy*...Favorite food: Pasta and pizza...Favorite athlete: Grant Hill...Enjoys "chillin' with my homies and my friends," "skip-pin' around campus," and "outdoor fun in da hot, hot sun."

Athletic Support Staff

Athletic Director

Craig Taylor

Taylor is in his 12th year as George Fox University athletics director, but he has been associated with the Bruins for 26 years as player, coach, and professor. Taylor, 48, first came to George Fox in 1971 as a junior forward for the men's basketball team. In 1972-73, he helped the Bruins to their first-ever NAIA District 2 title.

Taylor graduated from George Fox in 1974, receiving honors as the Outstanding Man in Teacher Education and Outstanding Physical Education Major. He received a master of science degree in education from Linfield College in 1975. While enrolled in graduate courses, he was a George Fox residence hall director.

From 1976 to '79, Taylor was the Bruins baseball coach while also serving as assistant basketball coach. He worked at a sporting goods retailing firm from 1979 to '81, but returned to George Fox as coach of the women's basketball team from 1981 to '93, producing a 162-155 record. He also coached the softball team from 1981 to '88 and again in 1990, compiling a 77-99-1 record, and in 1985 he was named NAIA District 2 Coach of the Year.

At George Fox, Taylor is responsible for athletic department functions, including eligibility and compliance with George Fox, Northwest Conference, and NCAA regulations; budgeting; and department and sports center management. In 1992 he was named NAIA District 2 Administrator of the Year.

Taylor has three children: Leah, 25; Bree, 20, who plays volleyball for the Bruins; and Casey, 10. He and his wife, Kathy, live in McMinnville.




University, also holds a master of science degree in physical education/athletic training from Indiana State University and a master of education in physical education from the University of Minnesota. He and his wife, Marin, live in Wilsonville.

Assistant Trainer

Byron Shenk

Shenk serves as George Fox's assistant trainer, but that is just one of the many duties he has handled since coming to the University in 1990. He serves as chairperson of the

Department of Health and Human Performance, where he also teaches as associate professor. He earned a national meritorious service



award from the National Christian College Athletic Association for previous service and leadership.

Shenk has also coached George Fox's nine-year-old varsity women's soccer team from its infancy. In 1998 he was named Northwest Conference Coach of the Year.

Shenk holds an undergraduate degree from Goshen College, a master's from the University of Oregon, and a doctorate in education from the University of Virginia. He and his wife, Ina, live in McMinnville, where he is active in the Mennonite church.



1999-2000 Athletic Training Staff

Front row (l-r): Sherilyn Gerig, Julie L. Smith, Erin Hatch, Lisa Schare, Jennifer Kennedy, Stefani Shindler.

Second row (l-r): Lindsay Walker, Valerie Potts, Andriana Sharpe, Lisa Bauman, Heather Cramer, Jaliene Hollabaugh, Byron Shenk.

Back row (l-r): Jennifer Adams, Brian Newman, Jonathan Huwe, Ben Baarspul, Andrew Fodge, Dale Isaak.

Head Trainer

Dale Isaak

Isaak joined the George Fox staff in 1995 as head trainer and assistant professor in the Health and Human

Performance Department. He previously was the head athletic trainer for Hopkins High School in Minnetonka, Minn., and athletic trainer



for the Institute for Athletic Medicine in Minneapolis.

Isaak, a 1990 graduate of Willamette

Athletic Support Staff

Sports Information Director

Blair Cash

Cash is in his first year as sports information director at George Fox University, replacing seven-year SID Rob Felton, who is now in the graduate program in strategic public relations at



Sports Information Director Blair Cash, seated, with assistants (left to right) Bryan Williford, John Felton and Brian Durick

the University of Southern California.

Cash brings to the Newberg campus a varied background in athletics, including a total of 18 seasons in sports information work. He was SID at Belhaven College, the University of Montevallo, and the University of South Alabama from 1972 to '83, and was a volunteer in the sports information office at the University of Texas-Pan American from 1989 to '94. After several years in

Christian ministry, he returned to the sports information field a year ago with a short stint as an assistant SID at Southwest Texas State University and six months as SID at Samford University.

Cash has served as information director for the NALA's District 27, the Southern States Conference, and the

Mississippi Soccer Association. He has been a sportswriter for the Clarion-Ledger/Jackson (Miss.) Daily News and Natchez (Miss.) Democrat daily papers, and an official scorer for the Jackson Generals, the Birmingham Barons, and the Southeastern Conference Baseball Tournament.

Cash, 46, is a 1976 graduate of Belhaven and a 1987 graduate of Reformed Theological Seminary, with master's degrees in divinity and Christian education. An ordained minister in the Presbyterian Church USA, he has pastored churches in Edinburg, Texas, and Natchez, Miss. He and his wife, Debbie, have two children, Milton, 8, and Megan, 5.

Sports Information Assistants

Brian Durick, Jr., Roseburg, Ore.
John Felton, So., Hillsboro, Ore.
Bryan Williford, Fr., Eugene, Ore.



Head Statistician

Mike Wirta

Wirta, better known as "Biggs" by his friends, is in his 29th year as George Fox's basketball statistical guru. The team's most loyal fan, he begins this season with a string of keeping stats at 396 straight George Fox men's basketball contests and 361 in a row at home. The last home game he missed was in 1972.

A 1974 graduate of George Fox and long-time member of the University's plant services staff, Wirta, 50, has the upkeep of the sports center as his major responsibility. He devotes many volunteer hours to compiling statistics and records for the players and teams recorded in this book.

In 1988, the University's alumni association named Wirta its Volunteer of the Year, just the second person to receive the designation. In 1994, he received an NAIA District 2 Meritorious Service Award. He was inducted into George Fox's Sports Hall of Fame in 1988.

Official Scorers

Don Millage (M), Patty Findley (W)

Clock Operators

Bob Stewart (Scoreboard, M), Larry Herrick (35-Second, M; Scoreboard, W), Bob Dexter (30-Second, W)

Public Address Announcers

Jim Jackson (M), Matt Gustafson (W)

Ball Boys

Ian Lamm, Alex Brikner,
Tommy Byrd (M)

Statisticians

Carissa Hendryx, Don Staples



Bruin Hosts

The Bruin Hosts are George Fox University's official greeters for home men's and women's basketball games. These volunteers are in charge of hospitality in Wheeler Sports Center. Members of the 26-year-old organization welcome fans, take tickets, distribute programs, provide news media, stat crews, and other special guests with refreshments, and assist at the post-season basketball awards dessert. 1999-2000 Bruin Hosts pictured are (left to right) Melissa McKenzie, Julia Payseno, Brook Payton, Kristiane Sorestad. Other Hosts include Laura Mansfield, David Malcolm, Rachellie George, Sienna Hester, Renee Hanson, Lindsay Walker, Nick Ryland, Matt Gerber.

1999-2000 Pep Band

The George Fox Bruins Pep Band provides upbeat music in a variety of styles at all men's and women's home basketball games, entertaining the crowds during timeouts and halftimes (but *never* while the game is going on!). The Pep Band is composed of and run entirely by students who enjoy the game and who like to make people smile. This year's band is led by Beth DuPriest. Front, left to right: Ron Gulley, Katie Groeneveld, Lisa Shelley, Cherish Wilcox, Eryn McKee, Beth DuPriest. Back, left to right: Tim Smith, Josh Dillow, Nathan Shielee, Seth Tippin, Dan Russell, Ben McReynolds, Adrian McPherson.



1999-2000 Dance Team

In only its second year, the George Fox Dance Team is a group of students who entertain the crowds at selected home games with dance routines arranged for everything from jazz and swing to modern pop favorites. The Dance Team is under the supervision of the Student Life Office, with an advisory team that oversees and approves all dances and music in accordance with accepted George Fox standards of conduct. This year's Dance Team captain is Amber Hamilton. Front, left to right: Roslyn Barnfield, Sara Rogers. Back, left to right: Kevin Whitaker, Kristina Gilroy, Adrian McPherson, Amber Hamilton, Jonathan Melot. Not pictured: Bryan Thompson.

Statistics

Career Scoring

Name	Yrs. Played	G	Total	Avg
Melody Groeneveld-McMaster	1981-85 (4)	99	1629	16.5
Nancy Rissmiller	1994-98 (4)	105	1403	13.4
Tammy Lewis	1985-89 (4)	106	1341	12.6
Susie Davis	1983-87 (4)	96	1274	13.2
Liz Stephens	1992-96 (4)	113	1197	10.6
Tracy Nelson	1988-92 (4)	107	1001	9.3
Heidi Rueck	1991-95 (4)	103	990	9.6
Angela Pettit	1993-97 (4)	102	950	9.3
Marianne Funderhide	1984-88 (4)	101	851	8.4
Heather Gurney	1987-91 (4)	104	817	7.9



Melody Groeneveld-McMaster (1981-85)

Career Rebounding

Name	Yrs. Played	G	Total	Avg
Tammy Lewis	1985-89 (4)	106	1139	10.7
Melody Groeneveld-McMaster	1981-85 (4)	99	1067	10.8
Nancy Rissmiller	1994-98 (4)	105	907	8.6
Susie Davis	1983-87 (4)	96	753	7.8
Angela Pettit	1993-97 (4)	102	613	6.0
Liz Stephens	1992-96 (4)	113	566	5.0
Tracy Nelson	1988-92 (4)	107	555	5.2
Kristy Fleming	1992-94 (2)	51	533	10.5
Heather Gurney	1987-91 (4)	104	528	5.1
Meagan Williams	1991-95 (4)	102	483	4.7
Becci Harper	1995-97 (2)	50	450	9.0

Career Assists

Name	Yrs. Played	G	Total	Avg
Heidi Rueck	1991-95 (4)	103	584	5.7
Linda Funderhide	1987-91 (4)	109	538	4.9
Marianne Funderhide	1984-88 (4)	101	294	2.9
Roxy Cate	1979-82 (4)	70	254	3.6
Melinda Oay	1981-85 (4)	96	220	2.3

Jennifer Childress	1989-91 (2)	52	202	3.9
Heather Gurney	1987-91 (4)	104	193	1.9
Jennifer Bearse	1985-89 (4)	97	184	1.9

Melody Groeneveld-McMaster	1981-85 (4)	99	167	1.7
Kerry Aillaud	1993-95 (2)	60	150	2.5

Career Steals

Name	Yrs. Played	G	Total	Avg
Linda Funderhide	1987-91 (4)	109	243	2.2
Nancy Rissmiller	1994-98 (4)	105	205	2.0
Tracy Nelson	1988-92 (4)	107	192	1.8
Melody Groeneveld-McMaster	1981-85 (4)	99	186	1.9
Heidi Rueck	1991-95 (4)	103	177	1.7
Heather Gurney	1987-91 (4)	104	173	1.7
Jennifer Childress	1989-91 (2)	52	153	2.9
Traci Blair	1990-94 (4)	107	133	1.2
Marianne Funderhide	1984-88 (4)	101	127	1.3
Cindy Winters	1991-93 (2)	49	115	2.3
Laura Hendricks	1982-86 (4)	91	114	1.3

Career Blocks

Name	Yrs. Played	G	Total	Avg
Tammy Lewis	1985-89 (4)	106	287	2.7
Shawna Chandler	1982-85 (3)	68	188	2.8
Angela Pettit	1993-97 (4)	102	85	0.8
Kristy Fleming	1992-94 (2)	51	76	1.5
Lillian Jeske	*1981-82 (3)	25	74	2.9
Melody Groeneveld-McMaster	1981-85 (4)	96	72	0.8
Rachel Powell	1995-98 (4)	77	70	0.9
Liz Stephens	1992-96 (4)	113	68	0.6
Tracy Nelson	1988-92 (4)	107	66	0.7
Stacie Chandler	1985-89 (4)	99	53	0.5
Diane Walters	1983-86 (3)	74	43	0.6

*Block stats not kept prior to 1981

Career Field-Goal Accuracy

(Minimum 2.5 attempts per game)

Name	Yrs. Played	SM-SA	Avg
Angela Pettit	1993-97 (4)	368-752	.489
Tammy Lewis	1985-89 (4)	598-1308	.457
Liz Stephens	1992-95 (4)	461-1011	.456
Kristy Fleming	1992-94 (2)	248-544	.456
Diane Walters	1983-86 (3)	180-395	.455
Susie Davis	1983-87 (4)	515-1143	.450
Lisa Branderhorst	1992-94 (2)	58-135	.430
Meagan Williams	1991-95 (4)	311-700	.444
Gina Bridges	1987-89 (2)	188-423	.444
Cathy Bartell	1989-92 (3)	238-570	.417

Career 3-Point Accuracy

(Since 1987; Minimum one attempt per game)

Name	Yrs. Played	SM-SA	Avg
Kerry Aillaud	1993-95 (2)	119-307	.388
Christy Brock	1988-99 (1)	74-195	.379
Cindy Winters	1991-93 (2)	45-121	.372
Heather Gurney	1987-91 (4)	26-74	.351
Traci Blair	1990-94 (4)	101-293	.345
Heidi Rueck	1991-95 (4)	48-145	.331
Kyra Smith	1991-93 (2)	31-98	.316
Becci Harper	1995-97 (2)	64-201	.318
Linda Funderhide	1987-91 (4)	34-136	.250

Career Free-Throw Accuracy

Name	Yrs. Played	SM-SA	Avg
Christy Brock	1988-99 (1)	77-95	.811
Becky Cate	1986-88 (2)	146-186	.789
Heidi Rueck	1991-95 (4)	280-377	.742
Jennifer Childress	1989-91 (2)	93-126	.738
Ann Marie Owsley	1987-91 (4)	163-228	.715
Heather Gurney	1987-91 (4)	247-346	.714
Cherish Carroll	1995-98 (3)	115-162	.710
Lisa Chunn	1983-87 (4)	139-198	.702
Shawna Chandler	1982-85 (3)	84-120	.700
Susie Davis	1983-87 (4)	292-430	.697
Missy Eubanks	1987-88; 89-90 (2)	65-94	.691

Season Scoring

Name	Season	G	Total	Avg
Debby Wiggers	1981-82	28	465	16.6
Melody Groeneveld-McMaster	1983-84	25	463	18.5
Melody Groeneveld-McMaster	1982-83	23	459	19.9
Tammy Lewis	1987-88	29	424	14.6
Christy Brock	1998-99	24	419	17.5
Nancy Rissmiller	1997-98	25	413	16.5
Angela Pettit	1996-97	25	411	16.4
Melody Groeneveld-McMaster	1984-85	25	406	17.6
Becci Harper	1996-97	25	404	16.2
Liz Stephens	1994-95	32	401	12.5
Meagan Williams	1994-95	32	399	12.5

Season Rebounding

Name	Season	G	Total	Avg
Kristy Fleming	1993-94	28	330	11.8
Tammy Lewis	1986-87	25	317	12.7
Melody Groeneveld-McMaster	1983-84	25	293	11.7
Tammy Lewis	1987-88	29	290	10.0
Melody Groeneveld-McMaster	1982-83	23	280	12.2
Lillian Jeske	1981-82	28	274	9.8
Tammy Lewis	1985-86	24	260	10.8
Tammy Lewis	1988-89	27	258	9.5
Missy Eubanks	1989-90	29	251	8.7
Nancy Rissmiller	1995-96	25	249	10.0

Season Assists

Name	Season	G	Total	Avg
Heidi Rueck	1994-95	32	190	5.9
Heidi Rueck	1992-93	28	148	5.3
Heidi Rueck	1993-94	28	144	5.1
Linda Funderhide	1987-88	29	141	4.9
Linda Funderhide	1988-89	26	140	5.4
Linda Funderhide	1989-90	29	133	4.6
Cherish Carroll	1997-98	25	127	5.1
Linda Funderhide	1990-91	25	124	5.0
Roxy Cate	1981-82	27	116	4.3
LaShawna Elston	1986-87	24	111	4.4

Season Steals

Name	Season	G	Total	Avg
Missy Eubanks	1989-90	29	84	2.9
Jennifer Childress	1990-91	25	81	3.2
Jennifer Childress	1989-90	27	72	2.7

Tracy Nelson	1989-90	29	68	2.3
Linda Funderhide	1990-91	25	67	2.7
Heather Gurney	1988-89	27	64	2.4
Nancy Rissmiller	1997-98	25	64	2.6
Linda Funderhide	1989-90	29	63	2.2
Tracy Nelson	1991-92	26	63	2.4
Heidi Rueck	1994-95	32	61	1.9
Linda Funderhide	1988-89	26	58	2.2
Meagan Williams	1994-95	32	58	1.8

Season Blocks

Name	Season	G	Total	Avg
Tammy Lewis	1986-87	25	86	3.4
Tammy Lewis	1988-89	27	85	3.1
Tammy Lewis	1987-88	29	75	2.6
Lillian Jeske	1981-82	25	74	3.0
Shawna Chandler	1984-85	23	68	3.0
Shawna Chandler	1983-84	22	60	2.7
Shawna Chandler	1982-83	23	60	2.6
Tammy Lewis	1985-86	25	41	1.6
Kristy Fleming	1992-93	23	38	1.7
Kristy Fleming	1993-94	28	38	1.4

Season Field-Goal Accuracy

(Minimum of 5 attempts per game)

Name	Season	SM-SA	Avg
Katie Greller	1997-98	135-232	.582
Diane Walters	1985-86	71-137	.518
Susie Davis	1985-86	156-302	.516
Angela Pettit	1996-97	153-299	.512
Nancy Rissmiller	1994-95	117-233	.502
Katie Greller	1998-99	126-254	.496
Kristy Fleming	1992-93	117-236	.496
Angela Pettit	1994-95	72-146	.493
Liz Stephens	1992-93	85-173	.491
Angela Pettit	1995-96	114-235	.485
Tammy Lewis	1987-88	184-382	.482



Nancy Rissmiller (1994-98)

Season 3-Point Accuracy

(Minimum of 1 attempt per game)

Name	Season	SM-SA	Avg
Kerry Aillaud	1993-94	58-140	.414
Cindy Winters	1991-92	28-70	.400
Traci Blair	1990-91	27-71	.380
Christy Brock	1998-99	74-195	.379
Kerry Aillaud	1994-95	61-167	.365
Heather Gurney	1989-90	16-44	.364
Tabitha Dawson	1997-98	46-130	.354
Linda Funderhide	1990-91	12-34	.352
Kyra Smith	1992-93	19-54	.352
Heidi Rueck	1993-94	23-67	.343
Traci Blair	1992-93	23-68	.338
Cindy Winters	1992-93	17-51	.333
Heidi Rueck	1994-95	11-33	.333

Season Free-Throw Accuracy

(Minimum of 2.5 attempts per game)

Name	Season	SM-SA	Avg
Becky Cate	1986-87	79-92	.858
Lisa Chunn	1986-87	68-82	.829
Becky Thompson	1998-99	52-63	.825
Christy Brock	1998-99	74-95	.811
Susie Davis	1986-87	77-95	.810
Traci Blair	1993-94	58-76	.763
Heidi Rueck	1994-95	124-158	.785
Katie Greller	1997-98	55-71	.775
Katie Greller	1998-99	88-115	.765
Heather Gurney	1988-89	86-113	.761
Heidi Rueck	1992-93	53-70	.757
Cherish Carroll	1997-98	76-102	.745
Jennifer Childress	1990-91	58-78	.743
Laura Hendricks	1985-86	52-71	.732
Susie Davis	1985-86	81-111	.730
Ann Marie Owsley	1989-90	70-96	.729

Game Scoring

Melody Groeneveld-McMaster	37	Willamette 12/04/82
Angela Pettit	35	Lewis & Clark 2/18/97
Christy Brock	35	Savannah 12/29/98
Melody Groeneveld-McMaster	34	Hawaii Pacific 12/17/84
Susie Davis	34	Hawaii Pacific 12/20/84
Melody Groeneveld-McMaster	33	Lewis & Clark 1/21/83
Debby Wiggers	32	Western Baptist 2/12/82
Kristy Fleming	31	Central Washington 11/19/93
Melody Groeneveld-McMaster	30	Willamette 1/18/83
Melody Groeneveld-McMaster	30	Warner Pacific 1/24/84
Melody Groeneveld-McMaster	30	Oregon Tech 2/23/85
Tracy Nelson	30	Linfield 12/07/91
Cindy Winters	30	Pacific 2/11/92
Angela Pettit	30	Willamette 2/14/97
Nancy Rissmiller	30	Willamette 1/13/98

Game Rebounding

Debby Wiggers	23	Linfield 12/08/81
Tammy Lewis	23	Western Oregon 2/27/88
Kristy Fleming	21	Pacific 11/24/93
Melody Groeneveld-McMaster	20	Warner Pacific 1/24/84
Shawna Chandler	20	Pacific 2/04/84
Tammy Lewis	20	Pacific 2/23/89
Kristy Fleming	20	Central Wash. 11/19/93
Melody Groeneveld-McMaster	19	Lewis & Clark 1/21/83
Tracy Nelson	19	Linfield 12/07/91



Heidi Rueck (1991-95)

Melody Groeneveld-

McMaster (3x)	18
Tammy Lewis (2x)	18
Nancy Rissmiller	18 Pacific 2/06/96

Game Assists

Heidi Rueck	13	Linfield 12/10/91
Heidi Rueck	13	NW Nazarene 2/19/93
Linda Funderhide	11	Western Baptist 12/06/88
Jennifer Childress	11	Willamette 12/07/90
Heidi Rueck	11	Linfield 12/05/92
Heidi Rueck	11	Eastern Oregon 2/20/93
Heidi Rueck	11	Concordia 2/3/95
Roxy Cate	10	Judson Baptist 1/12/83
Melinda Day	10	Oregon Tech 1/31/85
LaShawna Elston	10	Whitman 1/11/86
LaShawna Elston	10	Pacific 12/10/86
Cherish Carroll	10	Lewis & Clark 2/7/98
Tabitha Dawson	10	Concordia 12/12/98

Game Steals

Linda Funderhide	8	Warner Pacific 2/05/91
Jennifer Childress	8	Concordia 2/19/91
Connie Olson	7	Pacific 2/17/81
Linda Funderhide	7	Lewis & Clark 12/03/88
Heather Gurney	7	Eastern Oregon 1/20/89
Tracy Nelson	7	Western Baptist 1/05/91
Tracy Nelson	7	Western Baptist 12/21/91
Nancy Rissmiller	7	Concordia 12/6/96
Nancy Rissmiller	7	Whitman 12/5/98
15 others (27x)	6	

Game Blocks

Shawna Chandler	10	Western Oregon 1/11/83
Shawna Chandler	8	Concordia 1/13/84
Tammy Lewis	8	Pacific 2/23/89
Shawna Chandler	7	Western Oregon 12/12/84

Individual Single-Game Records

Most Points

40	Sue (Knaupp) Kroes vs. Gonzaga 1976 (pre-NAIA record)
37	Melody Groeneveld-McMaster vs. Willamette 12/4/82

Statistics

Most Field Goals Made

14 Tammy Lewis
(14-19) vs. Southern Oregon 2/15/86

Most Field Goals Att.

35 Debby Wiggers
(12-35) vs. Whitman 1/22/82

Best Field-Goal Pct.

1.000 (5-5) Many

Best Field-Goal Pct. (with miss)

.882 (15-17) Debby Wiggers
vs. Western Baptist 2/12/82

Most 3-Point Field Goals Made

7 Christy Brock
(7-12) vs. Whitman 1/8/99

Most 3-Point Attempts

12 Christy Brock
Three times in 1998-99



Tammy Lewis (1985-89)

Best 3-Point Percentage

1.000 (5-5) Traci Blair
vs. Lewis & Clark 11/27/90

1.000 (5-5) Tabitha Dawson
vs. Hamline (Minn.) 11/22/97

Most Free Throws Made

15 Angela Pettit
(15-21) vs. Lewis & Clark 2/18/97

Most Free Throws Att.

21 Angela Pettit
(15-21) vs. Lewis & Clark 2/18/97

Best Free-Throw Pct.

1.000 (11-11) Nancy Rissmiller
vs. Hamline (Minn.) 11/22/97

Best Free-Throw Pct. (with miss)

.929 (13-14) Susie Davis
vs. Western Oregon 2/26/87

Most Rebounds

23 Debby Wiggers
vs. Linfield 12/8/81

23 Tammy Lewis
vs. Western Oregon 2/27/88

Most Off. Reb.

12 Melody Groenveld
vs. Warner Pacific 1/24/84

Most Def. Reb.

16 Tammy Lewis
vs. Linfield 12/9/86

Most Assists

13 Heidi Rueck
vs. Linfield 12/10/91
vs. NW Nazarene 2/19/93

Most Steals

8 Linda Funderhide
vs. Warner Pacific 2/5/91

8 Jennifer Childress
vs. Concordia 2/19/91

Most Blocked Shots

10 Shawna Chandler
vs. Western Oregon 1-11-83

Team Game Records

Most Points Scored

105 (105-39) Western Baptist 11/20/92

Most Points Allowed

105 (64-105) Western Oregon 2/26/87

Fewest Points Scored

35 (35-55) Warner Pacific 2/13/88

35 (35-61) Pacific Lutheran 2/27/99

Fewest Points Allowed

28 (104-28) Columbia Christian 1/30/93

Biggest Winning Margin

76 (104-28) Columbia Christian 1/30/93

Biggest Losing Margin

48 (48-96) U. of Portland 11/30/84

Most Field Goals Made

44 Columbia Christian 1/30/93

Most Field Goals Attempted

95 Concordia 12/04/81

Best Field-Goal Percentage

.592 (29/49) Whitworth 2/02/96

Worst Field-Goal Percentage

.195 (10-51) Western Oregon 2/28/95

Most 3-Point Field Goals Made

11 Whitman 1/8/99

11 Willamette 2/12/99

Most 3-Point Field Goals Attempted

27 Puget Sound 2/19/99

Best 3-Point Field-Goal Percentage

1.000 (5/5) Lewis & Clark 11/27/90
(3/3) Pacific 11/29/89
(3/3) Willamette 1/10/91

Most Free Throws Made

32 (32/47) Central Wash. U. 11/19/93

Most Free Throws Attempted

47 (32/47) Central Wash. U. 11/19/93

Best Free-Throw Percentage

1.000 (4/4) Western Baptist 2/13/92

Best Free-Throw Percentage (with miss)

.961 (25/26) Willamette 1/23/87

Individual Free-Throw Streak

24 Becky Cate 1987-88

Most Rebounds

72 Linfield College 2/02/82

Most Assists

27 NW Nazarene 2/08/91

27 Columbia Christian 1/30/93

Most Steals

29 Oregon Tech 12/29/89

Most Blocked Shots

12 Lewis & Clark 1/19/85

12 Eastern Oregon 2/18/89

Most Turnovers

46 U. of Portland 1/26/84

Fewest Turnovers

7 Linfield 12/06/91

Most Personal Fouls

33 Lewis & Clark 1/03/92

Team Season Records

Highest Team Field-Goal Percentage

.444 (690/1551) 1985-86

Highest Team 3-Point Percentage

.358 (69/193) 1990-91

Highest Team Free-Throw Percentage

.752 (336/447) 1986-87

Highest Team Assist Average

19.8 (25 games/476 assists) 1985-86

Highest Team Steal Average

16.2 (29 games/471 steals) 1989-90

Highest Team Rebound Average

56.4 (23 games/1,298 rebounds) 1982-83

Lowest Team Turnover Average

18.1 (28 games/508 turnovers) 1981-82

Highest Winning Percentage

.750 (18-6) 1998-99

Most Wins

20 (20-11) 1994-95

Longest Losing Streak

9 (12/4/87 to 1/20/88) 1987-88

Longest Winning Streak

8 (2/16/88 to 3/1/88) 1987-88

8 (1/6/95 to 1/21/95) 1994-95

8 (1/29-98 to 2/12/98) 1997-98

8 (1/15/99 to 2/26/99) 1998-99

Media Contacts

Newspapers

Newberg Graphic (Newberg)

Scott Anderson
503/538-2181
FAX 503/538-1632

Statesman Journal (Salem)

Capi Lynn
503/589-6946
1-800-556-3975
FAX 503/399-6706

Oregonian (Portland)

Dennis Peck, Sports Editor
Justin Much
1-800-452-1420
1-800-826-0376
FAX 503/221-8168

USA Today

703/558-3901
FAX 703/276-5313

Wire Service

Associated Press

503/228-2169
FAX 503/228-5514

Television

KATU-TV (Portland)

503/231-4268
FAX 503/231-4263

KGW-TV (Portland)

503/226-5111
FAX 503/226-5059

KOIN-TV (Portland)

503/464-0600
FAX 503/464-0806

KPTV (Portland)

503/230-1200
FAX 503/230-1065

Bruin Cable Network

George Fox University
503/554-2595

Radio

KLYC (McMinnville)

503/472-1260
FAX 503/472-3243

KEX (Portland)

503/225-1190
FAX 503/224-3216

KFXS-The Fan (Portland)

503/223-1441
FAX 503/227-5466

KFOX (Newberg)

503/554-3597

Northwest Conference Information Director

Steve Flegel, SID
Whitworth College
Spokane, Wash.
Doug Drowley
509/325-4617
FAX 509/325-2786
www.nwcsports.com



Records

Series Records

Azusa Pacific UniversityAzusa leads 2-1
Central Wash. UniversityGF leads 4-1
Columbia Christian CollegeGF leads 11-1
Concordia University-PortlandCU leads 20-15
Eastern Oregon UniversityEOU leads 11-9
Hamline (Minn.)GF leads 1-0
Hawaii Pacific UniversityHPU leads 2-0
Humboldt State UniversitySeries tied 2-2
Judson Baptist CollegeJBC leads 4-2
Kalamazoo CollegeGF leads 1-0
Lewis & Clark CollegeGF leads 31-7
Linfield CollegeGF leads 24-16
Montana TechGF leads 1-0
Northwest CollegeGF leads 4-0
Northwest NazareneNWC leads 15-7
Oregon TechGF leads 9-8
Pacific UniversityPU leads 22-16
Pacific Lutheran UniversityPLU leads 10-2
Pomona-Pitzer CollegeGF leads 1-0
Portland, University ofUP leads 4-0
Puget Sound, University ofUPS leads 4-3
Rio GrandeURG leads 1-0
Savannah CollegeGF leads 1-0
Seattle UniversitySeattle leads 4-3
Sheldon Jackson CollegeSJC leads 1-0
Simon Fraser UniversitySFU leads 1-0
Southern California CollegeGF leads 2-0
Southern Oregon UniversitySOU leads 11-10
St. Martin's CollegeSMC leads 10-1
St. ScholasticaCSS leads 1-0
Trinity Western UniversitySeries tied 1-1
Warner Pacific CollegeGF leads 21-4
Western Baptist CollegeGF leads 22-4
Western Oregon UniversityWOU leads 29-6
Whitman CollegeGF leads 8-2
Whitworth CollegeGF leads 7-3
Willamette UniversityGF leads 25-10

Year-by-Year Records

Home games in bold face

1998-99 (See page 3)

1997-98 (16-9)

H: 11-1 A: 5-6 N: 0-2 NWC: 13-5
Scott Rueck

Date	W/L	Opponent	GFU	Opp.
11/22	W	Hamline	95	70
12/2	L	at Western Oregon	57	65
12/5	W	Whitman *	75	38
12/6	W	Whitworth *	78	72
12/9	W	Western Baptist	57	53
12/28	L(OT)	# Rio Grande	74	79
12/29	L	# St. Scholastica	61	65
1/5	W	Montana Tech	81	71
1/9	L	at Seattle *	53	68
1/10	W	Lewis & Clark *	62	33
1/13	W	Willamette *	78	77
1/16	L	at Puget Sound *	54	70
1/17	W	at Pacific *	72	57
1/23	L	at Linfield *	54	63
1/24	W(OT)	Pacific Lutheran *	82	76
1/30	W	at Whitman *	68	60
1/31	W	at Whitworth *	71	63
2/6	W	Seattle *	63	55
2/7	W	at Lewis & Clark *	80	52
2/10	W	at Willamette *	62	58
2/13	W	Puget Sound *	67	46
2/14	W	Pacific *	65	48
2/20	L	Linfield *	49	58
2/21	L	at Pacific Lutheran *	58	71

Northwest Conference Playoffs

2/25 L at Puget Sound 52 63

* Northwest Conference Games

Land of Magic Classic, Daytona, Fla.

1996-97 (15-10)

H: 9-3 A: 6-7 N: 0-0, NWC: 11-5
Scott Rueck

Date	W/L	Opponent	GFU	Opp.
11/23	L	Western Baptist	60	63
11/27	L(OT)	at Azusa Pacific	69	71
11/30	W(2OT)	at Southern Calif. Coll.	70	66
12/6	W	at Concordia	73	66
12/10	L	at Western Baptist	62	65
12/20	W	Concordia	82	59
1/3	W	Whitworth *	67	62
1/4	W	Whitman *	74	57

1/10	L	at Pacific Lutheran *	60	65
1/11	L	at Puget Sound *	48	54
1/14	W	Lewis & Clark *	72	53
1/18	W	Seattle	72	60
1/24	W	at Linfield *	66	62
1/25	L	at Willamette *	60	63
1/28	W	Pacific *	78	68
1/31	W	Puget Sound *	74	62
2/1	L	Pacific Lutheran *	67	75
2/7	W	at Whitman *	71	57
2/8	L	at Whitworth *	53	62
2/11	W	at Pacific *	70	52
2/14	W	Willamette *	68	49
2/15	W	Linfield *	64	46
2/18	W	at Lewis & Clark *	60	49
2/22	L	Western Oregon	55	59

Northwest Conference Playoffs

2/26 L at Pacific Lutheran 50 65

* Northwest Conference Game

1995-96 (15-10)

H: 8-3 A: 7-7 N: 0-0 NWC: 9-5
Sherri Murrell

Date	W/L	Opponent	GFU	Opp.
11/17	W	Western Baptist	68	53
11/22	W	Southern Calif. College	58	53
11/28	W	Western Oregon	63	61
12/2	L	at Seattle	71	76
12/5	L	at Western Baptist	71	80
12/8	L	# Saint Martin's	79	88
12/9	W	# Humboldt State	79	70
12/15	W	at Concordia	73	41
1/2	L	at Western Oregon	62	80
1/6	W	Concordia	71	39
1/12	W	at Lewis & Clark *	64	51
1/13	L	at Pacific Lutheran *	54	59
1/16	W(2OT)	at Pacific *	87	80
1/19	L	Whitman *	50	58
1/20	W	Whitworth *	59	53
1/26	L	at Linfield *	57	64
1/27	W	at Willamette *	73	66
2/2	W	at Whitworth *	71	60
2/3	W	at Whitman *	70	65
2/6	L	Pacific *	53	62
2/9	W	Lewis & Clark *	79	59
2/10	W	Pacific Lutheran *	74	64
2/16	L	Willamette *	62	71
2/17	W	Linfield *	75	44

Northwest Conference Playoffs

2/21 L at Pacific 51 68

* Northwest Conference Game

Humboldt State Tournament

1994-95 (20-11)**H: 10-4 A: 9-5 N: 1-2 CCC: 9-3****Sherri Murrell**

Date	W/L	Opponent	GFU	Opp.
11/18	L	at Pacific	69	86
11/22	L	Willamette	62	80
11/28	L	at Portland	87	62
11/29	W	Linfield	64	63
12/2	L	# Lewis-Clark State	83	63
12/3	W	# Concordia	87	57
12/6	W	at Willamette	73	65
12/9	W +	! Trinity Western	98	33
12/10	L	! Simon Fraser	48	80
12/16	W	Central Wash.	79	64
12/17	L	Seattle	62	69
1/3	L	Saint Martin's	55	75
1/6	W	at Northwest Nazarene *	73	69
1/7	W	at Eastern Oregon *	82	59
1/10	W	Pacific	89	82
1/13	W (OT)	Southern Oregon *	77	68
1/14	W	at Northwest	77	63
1/17	W	at Lewis & Clark	61	58
1/20	W	Eastern Oregon *	87	64
1/21	W	at Concordia *	78	48
1/24	L	at Western Oregon *	60	81
1/27	W	at Western Baptist *	78	64
1/31	W	Western Baptist *	75	57
2/3	W	Concordia *	94	49
2/4	L	Northwest Nazarene *	68	72
2/7	W	Lewis & Clark	67	65
2/10	L	at Southern Oregon *	59	69
2/14	W	at Linfield	69	64
2/17	W	Western Oregon *	70	60
2/18	W	Northwest	74	46

Cascade Conference Playoffs

2/25	W	at Northwest Nazarene	73	67
2/28	L	at Western Oregon	38	46

* Cascade Collegiate Conference contest

Linfield Christmas Classic ! Simon Fraser Classic

+ Does not count in NAIA records (Canadian team)

1993-94 (16-12)**H: 9-2 A: 7-9 N: 0-1 CCC: 8-4****Sherri Murrell**

Date	W/L	Opponent	GFU	Opp.
11/19	W	at Central Washington	86	76
11/20	L	at Central Washington	90	103
11/24	L	at Pacific	69	74
12/3	L	# Northwest Nazarene	65	73
12/4	W	# at Linfield	70	66
12/7	W	Linfield	62	60
12/8	L	at Willamette	53	74
12/30	(C)	Pacific Lutheran		
1/3	L	at Saint Martin's	66	77
1/7	L	Northwest Nazarene *	59	66
1/8	W	Eastern Oregon *	82	69
1/11	L	at Linfield	51	56

1/14	W	Southern Oregon *	86	62
1/15	W	at Western Baptist *	103	58
1/18	W	Lewis & Clark	79	73
1/21	W	at Northwest	88	56
1/22	W	at Concordia *	83	53
1/25	W	Willamette	75	72
1/28	W	at Eastern Oregon *	75	74
1/29	L	at Northwest Nazarene *	52	66
2/3	L	Western Oregon *	76	46
2/4	W	Western Baptist *	97	35
2/8	W	Pacific	70	69
2/11	W	Northwest	74	40
2/12	W	Concordia *	69	49
2/15	L	at Lewis & Clark	61	87
2/18	L	at Western Oregon *	50	64
2/19	W	at Southern Oregon *	72	5

Cascade Collegiate Conference Playoffs

2/26	L	at Northwest Nazarene	63	72
------	---	-----------------------	----	----

#Linfield Classic

(C) Canceled

* Cascade Collegiate Conference game

1992-93 (13-15)**H: 8-6 A: 4-9 N: 1-0 CCC: 3-7****Craig Taylor**

Date	W/L	Opponent	GFU	Opp.
11/14	L	at St. Martin's	57	92
11/20	W	Western Baptist	105	39
11/21	W	Willamette	64	61
11/24	L	at Lewis & Clark	71	82
12/1	W	Linfield	78	60
12/4	W	Columbia Christian #	82	43
12/5	L	Linfield #	64	71
12/8	L	at Pacific	60	82
12/30	L	Humboldt State	60	64
1/9	W	at Columbia Christian	77	42
1/12	L	Pacific	56	81
1/15	L	Western Oregon *	59	75
1/16	L	at Southern Oregon *	54	81
1/19	W	at Western Baptist	82	35
1/22	W	Central Washington	68	64
1/23	W	Central Washington	49	47
1/29	W	Concordia *	71	47
1/30	W	Columbia Christian	104	28
2/2	W	at Willamette	86	60
2/6	L	Southern Oregon *	72	88
2/9	L	Lewis & Clark	76	79
2/10	L	at Linfield	60	63
2/12	L	at Eastern Oregon *	53	81
2/13	L	at Northwest Nazarene *	61	74
2/16	L	at Western Oregon *	59	88
2/19	W	Northwest Nazarene *	68	55
2/20	L	Eastern Oregon *	77	80
2/22	W	at Concordia *	71	52

* Cascade Collegiate Conference game

Linfield Tournament

1991-92 (13-15)**H: 6-7 A: 6-8 N: 1-0 CCC: 4-8****Craig Taylor**

Date	W/L	Opponent	GFU	Opp.
11/19	L	St. Martin's	65	86
11/23	L	Pacific	77	88
11/26	W	at Linfield	72	67
12/3	W	Columbia Christian *	85	53
12/6	W	Western Baptist #	65	45
12/7	W	Linfield #	74	60
12/10	W	Linfield	83	67
12/13	L	Eastern Oregon *	68	72
12/14	W	Northwest Nazarene *	74	71
12/21	W	at Western Baptist	75	56
1/3	L	Lewis & Clark	68	77
1/4	L	Southern Oregon *	75	86
1/10	L	at Willamette	68	77
1/14	W	Warner Pacific	71	47
1/16	L	at Lewis & Clark	61	68
1/21	L	Western Oregon *	51	79
1/23	L	Concordia *	73	77
1/25	W	at Columbia Christian *	73	57
1/31	L	at Northwest Nazarene *	56	79
2/1	L	at Eastern Oregon *	58	63
2/3	W	at Concordia *	65	61
2/5	L	at St. Martin's	48	70
2/7	L	at Southern Oregon *	68	91
2/11	L	at Pacific	67	92
2/13	W	Western Baptist	74	43
2/15	L	at Western Oregon *	66	83
2/18	W	at Warner Pacific	86	77
2/25	W	Willamette	64	48

* Cascade Collegiate Conference game

Linfield Tournament

1990-91 (10-15)**H: 6-5 A: 4-10****Craig Taylor**

Date	W/L	Opponent	GFU	Opp.
11/15	L	at St. Martin's	60	92
11/27	W	Lewis & Clark	75	63
12/4	L	Pacific	68	78
12/7	W	Willamette	62	52
12/14	L	Western Oregon	53	84
1/3	L	at Columbia Christian	69	71
1/5	W	Western Baptist	51	61
1/8	L	St. Martin's	50	65
1/10	L	at Willamette	58	71
1/11	L	at Eastern Oregon	56	64
1/12	L	at Northwest Nazarene	57	79
1/15	L	at Lewis & Clark	48	65
1/19	W	at Warner Pacific	80	52
1/22	L	at Pacific	49	65
1/25	L	at Concordia	64	68
1/29	L	Linfield	45	48
2/5	W	at Warner Pacific	87	81
2/8	L (OT)	Northwest Nazarene	89	86
2/9	W	Eastern Oregon	82	63

Records

2/12	L	at Western Oregon	85	95
2/14	W	Columbia Christian	87	52
2/16	W	at Western Baptist	64	60
2/19	W	Concordia	88	76
2/22	W	at Linfield	69	60

NAIA District 2 Playoffs

2/25	L	at Western Oregon	90	48
------	---	-------------------	----	----

1989-90 (16-13)

H: 9-4 A: 7-9

Craig Taylor

Date	W/L	Opponent	GFU	Opp.
11/15	L	at St. Martin's	50	75
11/29	W	Pacific	72	59
12/1	W	at Lewis & Clark	64	52
12/2	W	at Oregon Tech	75	49
12/4	L	at Concordia	47	63
12/8	W	at Warner Pacific	90	55
12/9	W	Northwest Nazarene	75	72
12/29	W	at Oregon Tech	96	69
12/30	L	at Southern Oregon	48	60
1/6	W	Western Baptist	78	55
1/9	W	at Linfield	60	53
1/11	W	Oregon Tech	90	69
1/12	L	Lewis & Clark	63	75
1/15	L	Sheldon Jackson	64	91
1/16	W	Warner Pacific	62	53
1/20	W	Willamette	70	61
1/23	W	Columbia Christian	82	67
1/26	L	at Northwest Nazarene	53	64
1/27	L	at Eastern Oregon	55	70
1/30	L	at Western Oregon	54	59
2/1	W	Eastern Oregon	71	60
2/6	W	at Columbia Christian	95	79
2/10	W	at Western Baptist	70	48
2/13	W	Linfield	71	50
2/14	L	at Lewis & Clark	57	75
2/20	L	at Pacific	67	70
2/23	L (OT)	Western Oregon	80	90
2/24	L	Concordia	56	63

NAIA District 2 Playoffs

2/27	L	at Lewis & Clark	52	74
------	---	------------------	----	----

1988-89 (13-14)

H: 9-5 A: 4-9

Craig Taylor

Date	W/L	Opponent	GFU	Opp.
11/15	W	St. Martins	68	46
12/3	W	at Lewis & Clark	87	79
12/6	W	at Western Baptist	73	50
12/9	W	Willamette	74	56
12/10	L	at Pacific	70	73
1/4	W	Linfield	55	47
1/6	L	Concordia	54	85
1/7	L	Warner Pacific	55	63
1/10	W	Pomona-Pitzer	65	46
1/11	W	Oregon Tech	58	42
1/12	W	Southern Oregon	62	43
1/17	W	Western Baptist	62	45
1/20	L	at Eastern Oregon	57	64
1/21	L	at Northwest Nazarene	66	76
1/27	L	at Western Oregon	65	78
2/3	L	at Warner Pacific	42	84
2/4	L	at Concordia	52	75
2/7	L	at Linfield	68	69
2/10	L	at Oregon Tech	65	71
2/11	W	at Southern Oregon	76	55
2/15	W	Lewis & Clark	72	58
2/17	L	Northwest Nazarene	61	72
2/18	L	Eastern Oregon	53	70
2/23	L	Pacific	67	73
2/24	W	Western Oregon	71	64
2/25	W	at Willamette	72	61

NAIA District 2 Playoffs

2/28	L	at Concordia	62	69
------	---	--------------	----	----

1987-88 (20-9)

H: 10-2 A: 8-6 N: 2-1

Craig Taylor

Date	W/L	Opponent	GFU	Opp.
12/1	W	Willamette	60	47
12/4	W (F)	! Warner Pacific		
12/5	L	! Linfield	47	52
12/9	L	at Linfield	55	72
1/8	L	at Northwest Nazarene	69	80
1/9	L	at Eastern Oregon	61	79
1/13	L	at Pacific	49	67
1/15	W (F)	Warner Pacific		
1/16	L	at Concordia	49	76
1/20	L	Pacific	56	76
1/22	W	Oregon Tech	62	52
1/23	W	Southern Oregon	70	63
1/27	W	at Lewis & Clark	53	39
1/29	W	Western Oregon	59	56
1/30	W	at Western Baptist	76	46
2/5	W	Eastern Oregon	73	61
2/6	W	Northwest Nazarene	65	61
2/9	L	at St. Martin's	56	62
2/12	L	Concordia	56	70
2/13	W (F)	at Warner Pacific		

2/16	W	Linfield	54	53
2/19	W	at Southern Oregon	70	68
2/20	W	at Oregon Tech	51	44
2/22	W	Western Baptist	68	41
2/23	W	Lewis & Clark	66	47
2/26	W	at Willamette	60	56
2/27	W (2OT)	at Western Oregon	85	83

NAIA District 2 Playoffs

3/1	W	at Western Oregon	69	58
3/4	W (F)	Warner Pacific		

(F) Forfeit

! Concordia Tournament

1986-87 (11-14)

H: 8-4 A: 2-10 N: 1-0

Craig Taylor

Date	W/L	Opponent	GFU	Opp.
12/4	L	at Willamette	59	78
12/5	W	! Linfield	63	65
12/6	L	! at Concordia	65	80
12/9	W	Linfield	59	53
12/10	W	Pacific	81	61
12/13	L	at Western Oregon	84	59
12/19	W	Azusa Pacific	76	59
1/6	W	Lewis & Clark	76	54
1/12	L	at Warner Pacific	68	79
1/13	L	at Linfield	69	78
1/16	L	at Northwest Nazarene	64	70
1/17	L	at Eastern Oregon	62	68
1/23	W	Willamette	81	79
1/24	W	Warner Pacific	71	69
1/30	L	at Southern Oregon	71	73
1/31	L	at Oregon Tech	65	70
2/3	W	at Pacific	78	66
2/6	L	Southern Oregon	66	73
2/7	L	Oregon Tech	65	70
2/10	W	at Lewis & Clark	68	60
2/12	W	Eastern Oregon	75	68
2/14	W	Northwest Nazarene	64	61
2/17	L	Western Oregon	51	76
2/20	L	Concordia	54	69

NAIA District 2 Playoffs

2/26	L	at Western Oregon	64	105
------	---	-------------------	----	-----

! Concordia Tournament

1985-86 (12-12)

H: 8-8 A: 4-4

Craig Taylor

Date	W/L	Opponent	GFU	Opp.
11/26	W	Willamette	66	51
12/2	W	Lewis & Clark	93	51
12/3	W	Columbia Christian	82	37
12/6	L	at Concordia	75	77
12/13	L	Northwest Nazarene	72	85



Senior post Wendy Clark

12/14	W	Linfield	73	69
12/16	L	Humboldt State	55	63
12/18	L	Azusa Pacific	49	60
1/3	W	Oregon Tech	87	73
1/4	L	Southern Oregon	63	66
1/8	L	at Pacific	69	77
1/9	W	at Lewis & Clark	73	63
1/11	W	Whitman	81	79
1/14	W	at Warner Pacific	68	67
1/17	L	at Linfield	62	66
1/21	L	Concordia	67	85
1/25	L	Portland	67	85
1/31	L	at Western Oregon	57	74
2/4	L	Western Oregon	63	75
2/7	W	Warner Pacific	81	69
2/8	L	Pacific	66	68
2/14	W	at Oregon Tech	58	57
2/15	W	at Southern Oregon	69	60
2/18	W	Warner Pacific	68	61

NAIA District 2 Tournament

2/27	L	Eastern Oregon	61	74
------	---	----------------	----	----

1984-85 (11-12)

H: 8-3 A: 3-9

Craig Taylor

Date	W/L	Opponent	GFU	Opp.
11/30	L	Portland	48	96
12/4	L	at Willamette	64	83
12/5	W	at Lewis & Clark	77	67
12/12	L	Western Oregon	57	75
12/17	L	at Hawaii Pacific	89	96
12/20	L	at Hawaii Pacific	83	86
1/5	W	Linfield	74	49
1/11	L	Concordia	77	80
1/12	W	at Columbia Christian	72	32
1/18	W	Southern Oregon	66	56
1/19	W	Lewis & Clark	83	75
1/22	L	at Linfield	61	69
1/26	W	at Warner Pacific	59	51
1/29	L	at Concordia	84	96
1/31	W	Oregon Tech	63	53
2/6	W	Pacific	72	66
2/8	L	at Western Oregon	41	69
2/9	W	Warner Pacific	68	48
2/12	W	Willamette	57	50
2/15	W	Columbia Christian	78	36
2/19	L	at Pacific	73	78
2/22	L	at Southern Oregon	70	73
2/23	L	at Oregon Tech	69	81

1983-84 (7-18)

H: 5-9 A: 2-9

Craig Taylor

Date	W/L	Opponent	GFU	Opp.
11/19	W	Humboldt State	62	44
12/1	W	Willamette	74	63
12/2	L	Concordia	61	77

12/3	L	Pacific	70	76
12/9	L	Western Oregon	47	88
12/10	L	at Judson Baptist	50	56
1/6	L	Judson Baptist	62	65
1/7	W	Lewis & Clark	73	62
1/10	L	Pacific	72	74
1/12	L	at Linfield	59	81
1/13	W	Concordia	83	63
1/20	L	at Oregon Tech	52	62
1/21	L	at Southern Oregon	70	102
1/24	W	Warner Pacific	84	67
1/26	L	at Portland	55	97
2/3	W	at Lewis & Clark	73	64
2/4	L	at Pacific	66	72
2/6	L	Willamette	60	81
2/10	L	at Concordia	67	78
2/11	L	Linfield	58	63
2/14	W	at Warner Pacific	70	58
2/17	L	Southern Oregon	63	64
2/18	L	Oregon Tech	62	66
2/21	L	at Western Oregon	56	82
2/28	L	at Willamette	75	83

1982-83 (10-12)

H: 5-5 A: 4-5, N: 1-1 WCIC: 6-4

Craig Taylor

Date	W/L	Opponent	GFU	Opp.
12/2	L	Whitworth !	53	76
12/3	W	Lewis & Clark !	58	46
12/4	W	at Willamette	80	55
12/11	L	at Pacific Lutheran *	75	93
1/7	L	Concordia	70	73
1/11	L	at Western Oregon	63	91
1/12	L	at Judson Baptist	65	76
1/18	W	at Willamette *	79	75
1/20	L	Oregon Tech	64	66
1/21	W	Lewis & Clark *	65	51
1/22	L	at Warner Pacific	59	63
1/28	L	Western Oregon	62	81
2/1	W	Linfield *	88	78
2/4	L	Pacific Lutheran *	59	67
2/5	W	at Pacific *	79	71
2/10	L	Pacific *	54	60
2/12	L	at Concordia	63	70
2/15	W	Willamette *	53	52
2/17	W	at Lewis & Clark *	75	47
2/18	W	Warner Pacific	65	63
2/22	L	at Linfield *	60	70
2/24	W	Judson Baptist	87	62

NCCAA Regional Playoffs

3/4	L+	Trinity Western	54	62
-----	----	-----------------	----	----

! Pacific Tipoff Tournament

*Women's Conference of Independent Colleges games

+Does not count in NAIA records (Canadian team)

1981-82 (18-10)

H: 9-2 A: 5-7, N: 4-1 WCIC: 8-2

Craig Taylor


Date	W/L	Opponent	GFU	Opp.
12/3	W	! Lewis & Clark	71	58
12/4	L	! Concordia	61	84
12/5	W	! Eastern Oregon	80	67
12/8	W	Linfield *	70	55
12/11	L	at Concordia	46	72
12/12	W	Oregon Tech	57	55
1/6	L	Puget Sound	66	67
1/7	W	Warner Pacific	63	62
1/9	W	Pacific Lutheran *	65	57
1/12	W	Judson Baptist	75	55
1/18	W	Western Baptist	80	67
1/19	W	Willamette *	63	51
1/22	L	at Whitman	80	83
1/23	(C)	at Eastern Oregon		
1/26	W	at Lewis & Clark *	58	54
1/29	L	at Pacific Lutheran *	57	68
1/30	L	at Puget Sound	81	97
2/2	L	at Linfield *	55	63
2/6	L	at Judson Baptist	64	71
2/9	W	Lewis & Clark *	78	42
2/12	W	at Western Baptist	81	53
2/13	W	at Warner Pacific	74	66
2/16	W	at Pacific *	72	70
2/18	W	at Willamette *	75	68
2/19	L	Concordia	63	64
2/23	W	Pacific *	71	56

Division III Regional Tournament (Monmouth)

3/11	L	at Western Oregon	45	82
3/12	W	Willamette	64	59
3/13	W	Whitworth	58	52

! Willamette Tip-off Tourney

(C) canceled



Junior wing Tabitha Greller

About the University

George Fox is growing in size and reputation. Enrollment has nearly quadrupled in the last 14 years, increasing from 549 in 1986 to 2,432 in the fall of 1999.

In the same time span, George Fox has been named one of "America's Best Colleges" 12 times by *U.S. News & World Report*. In 1999, George Fox ranked second overall and third in academic reputation among Western regional liberal arts colleges. The magazine also named the University one of the region's best values among schools in its category.

George Fox offers unique programs to its students. Every incoming freshman is given a computer to use and keep upon graduation. When students reach their third year, they are eligible for the Juniors Abroad program, in which the University pays transportation costs for an overseas study tour.

Early Willamette Valley Quaker settlers established Pacific Academy in 1885. The college division was organized in 1891 to provide more advanced instruction. In 1949, because of the many colleges in the Northwest with "Pacific" in their name, Pacific College was renamed George Fox College in honor of the founder of the Friends (Quaker) Church.

In 1996, with the addition of Western Evangelical Seminary, George Fox became a university, offering students a Christ-centered education and the choice of 35 undergraduate majors and nine graduate degrees. On Jan. 1, 2000, the seminary name will be changed to George Fox Evangelical Seminary.

George Fox's most prominent alumnus is the late President Herbert Hoover, who attended the school while it was known as Pacific Academy.



Wheeler Sports Center

A Natural Place for Basketball

Entered by crossing a wooded canyon on a 200-foot bridge, the Coleman H. Wheeler Center for Sports and Physical Education was designed by noted architect Pietro Belluschi to sit unpretentiously alongside tree-shaded Hess Creek Canyon. Built using gifts from prominent lumbermen, the building features a two-level oak parquet lobby and a large window area overlooking the adjacent natural terrain.

Completed in June 1977, the \$2.7 million, 55,000-square-foot complex is the University's largest building. It contains the James and Lila Miller Gymnasium, the Bruin home court.

Wheeler Center features a 116-by-174-foot gymnasium with three basketball courts and seating for 2,500 spectators. The gymnasium ceilings are 32 feet over the hardwood maple floor. The gym provides three volleyball courts and 10 badminton courts.

The building may be entered on two levels. The east-side ground level is accessible from the parking lot by crossing the foot bridge. The on-campus community enters on the west-side second floor.

Contained on the upper level are a staff room, multipurpose room, classrooms, and athletic administration and faculty offices. A 1,500-square-foot weight room was remodeled in the summer of 1993. The lower level contains a concession area, dressing rooms, team rooms, laundry, equipment-issuing room, and storage space. An east wing of the building houses two racquetball courts.

The building is named for long-time Oregon lumberman Coleman H. Wheeler, former chairman of the board of Willamette Industries. The gymnasium is named for former George Fox board member James Miller and his wife, Lila. He is the former president of Cascadia Lumber Co.





George Fox University Bruin Athletics

Intercollegiate athletics are an important part of George Fox University, home to one of the Northwest's most successful small-college sports programs. Winning programs, however, are accompanied by a proper balance between academics and athletics: George Fox teams are members of the Northwest Conference and compete in Division III of the National Collegiate Athletic Association, in which need and academic ability, not athleticism, determine scholarships and financial aid.

At George Fox University, intercollegiate athletic competition provides a practical application of what is learned in classrooms and practices. Student-athletes compete for conference and national titles at a Christ-centered university where professors and coaches help them grow in mind, body and spirit. The values of athletics are integrated with the goals of Christian higher education in a process that includes

- physical conditioning
- managing emotions
- courage
- teamwork
- cooperation
- being gracious in winning and losing

More than 15 percent of George Fox's traditional undergraduate students participate in the school's 13 varsity sports, seven for women and six for men. Their records over the years serve as shining testimonies to the administration's conviction that an institution can play for the glory of God, follow the rules and ethics of its governing organizations, and be successful on the fields and courts of competition.

Consider that:

- George Fox has earned district or conference titles in nine sports during the 1990s.
- George Fox athletes have earned more than 250 All-American and All-American Scholar-Athlete honors.
- Nine of the 11 coaches on staff have been named district or conference Coach of the Year at least once.
- George Fox coaches have held their positions for an average of nearly eight years, and together have accumulated more than 1,000 collegiate wins.



The 1999-2000 George Fox University Women's Basketball Guide was produced by the Office of Sports Information in the Department of University Relations, Barry Hubbell, director. Writer and Editor: Blair Cash, sports information director. Writing and Editing Assistants: Sports information student assistants Brian Durick, John Felton, Bryan Williford. Proofreading: Anita Cirulis, Susan Fawver. Design and Layout: Colin Miller. Photography: Anita Cirulis, Chijo Takeda (*Newberg Graphic*). Printing: Michaels Printing, Tigard, Oregon.



1999-2000 Women's Basketball Schedule

November

26	Friday	California State University-Hayward	Newberg, Ore.	7:30 p.m.
27	Saturday	Menlo College	Newberg, Ore.	6:00 p.m.

December

3-4	Fri.-Sat.	at Southern Oregon Classic	Ashland, Ore.	TBA
7	Tuesday	Northwest College	Newberg, Ore.	7:30 p.m.
10	Friday	Concordia University (Ore.)	Newberg, Ore.	7:30 p.m.
28	Tuesday	at California State Univ.-Monterey Bay	Seaside, Calif.	7:00 p.m.
30	Thursday	at Holy Names College	Oakland, Calif.	7:00 p.m.

January

4	Tuesday	Western Baptist College	Newberg, Ore.	6:00 p.m.
7	Friday	*at Linfield College	McMinnville, Ore.	6:00 p.m.
8	Saturday	*at Willamette University	Salem, Ore.	6:00 p.m.
14	Friday	*Pacific Lutheran University	Newberg, Ore.	6:00 p.m.
18	Tuesday	*Lewis & Clark College	Newberg, Ore.	6:00 p.m.
21	Friday	*Whitman College	Newberg, Ore.	6:00 p.m.
22	Saturday	*Whitworth College	Newberg, Ore.	6:00 p.m.
28	Friday	*at University of Puget Sound	Tacoma, Wash.	6:00 p.m.
29	Saturday	*Pacific University	Newberg, Ore.	6:00 p.m.

February

5	Saturday	*at Pacific Lutheran University	Tacoma, Wash.	6:00 p.m.
8	Tuesday	*at Lewis & Clark College	Portland, Ore.	6:00 p.m.
11	Friday	*Willamette University	Newberg, Ore.	6:00 p.m.
12	Saturday	*Linfield College	Newberg, Ore.	6:00 p.m.
18	Friday	*at Whitworth College	Spokane, Wash.	6:00 p.m.
19	Saturday	*at Whitman College	Walla Walla, Wash.	6:00 p.m.
25	Friday	*at Pacific University	Forest Grove, Ore.	6:00 p.m.
26	Saturday	*University of Puget Sound	Newberg, Ore.	6:00 p.m.

March

1, 4	Wed., Sat.	NCAA Division III 1st & 2nd-Round Games	On-campus sites	TBA
10-11	Fri.-Sat.	NCAA Division III Sectionals	On-campus sites	TBA
17-18	Fri.-Sat.	NCAA Division III Finals	Danbury, Conn.	TBA

Home games played in Miller Gymnasium

* Northwest Conference game

