

1990

1990 Media Guide

George Fox University Archives


Follow this and additional works at: https://digitalcommons.georgefox.edu/athletics_menbasketball

Recommended Citation

George Fox University Archives, "1990 Media Guide" (1990). *Men's Basketball*. 107.
https://digitalcommons.georgefox.edu/athletics_menbasketball/107

This Media Guide is brought to you for free and open access by the George Fox University Athletics at Digital Commons @ George Fox University. It has been accepted for inclusion in Men's Basketball by an authorized administrator of Digital Commons @ George Fox University. For more information, please contact arolfe@georgefox.edu.

George Fox College BRUINS



Basketball Media Guide '90-91

FINGERTIP FACTS

College Location	Newberg, Oregon 97132 (13,000 pop.)
Founded	1891
Denomination Affiliation	Friends (Quaker)
Enrollment	1,073
Athletic Affiliations	Independent - NAIA, NCCAA
Home Court	Miller Gymnasium, Wheeler Sports Center
Seating Capacity	2,500
Colors	Old Gold, Navy Blue
Nickname	Bruins
College President	Dr. Edward Stevens
Athletic Director	Craig Taylor
Basketball Coach	Mark Vernon
Sports Information Director	Barry Hubbell

HOW TO REACH US

College Switchboard	503/538-8383 • FAX 537-3834
Basketball Coach Mark Vernon . .	ext. 254, Home 538-1755
Baseball Coach Pat Casey	ext. 249, Home 538-6081
Athletic Director/Women's Basketball Coach	
Craig Taylor	ext. 250, Home 472-9694
Softball Coach Chris Davis	ext. 249, Home 538-9833
Soccer Coach Manfred Tschan . . .	ext. 255, Home 538-7131
Track/Cross Country Coach	
Wes Cook	ext. 252, Home 538-8078
Women's Volleyball Coach/Assistant Men's Basketball Coach	
Steve Grant	ext. 253, Home 363-7758
Sports Information Director	
Barry Hubbell	ext. 224, Home 538-4332

INDEX

Athletics at George Fox	2
Coach Mark Vernon	20
Coaching Assistant Steve Grant	21
Coaches' Records	40
George Fox College	1
Highlights of 1989-90	6-7
History of GFC Basketball	9
Honored Bruins	38
Hosts/Hostesses	24
Media Services	Inside Back Cover
Miller Gym Records	31
Most Valuable Players	39
NAIA	4
NAIA District 2	5
Nickname Bruin	2
Opponent Information	47-52
Outlook for 1990-91	10
Pep Band	25
Player Biographicals	12-19
Rally Squad	24
Records	28-30
Roster of Players	26-27
Season Scores	41-46
Schedule 1990-91	Back Cover
Staff	22-23
Statistics, 1989-90 Accumulative	8
Top 10 Player Records	32-35
Value Point System	37
Wheeler Sports Center	3
Year-By-Year Leaders	36



ABOUT GEORGE FOX COLLEGE

George Fox College, in its Centennial year, is one of America's best colleges. This year, for the second year, it was given that designation by *U.S. News & World Report* magazine. GFC was ranked eighth in Western Regional Liberal Arts Colleges, including colleges and universities from Oklahoma to Hawaii. George Fox was rated second in academic reputation.

This year, for the second time, the College was named to the Templeton Foundation Honor Roll of Character Building Colleges, the only Oregon college selected and one of 102 in the United States.

George Fox College is the outgrowth of a desire by early Willamette Valley Quaker settlers who established Pacific Academy in 1885 for the Christian education of their children. The college division was organized in 1891 to provide more advanced instruction for students. In 1949, because of the many colleges in the Northwest with Pacific in their name, the College was renamed George Fox in honor of the founder of the Friends (Quaker) Church. The College is governed by a 42-member Board of Trustees elected by Northwest Yearly Meeting of Friends Church, which comprises more than 8,000 members in 58 churches in Oregon, Washington, and Idaho.

The 60-acre rural, tree-shaded campus a half-hour drive from Portland has undergone major expansion in the last few years with 11 new buildings constructed. The latest of the major new facilities is the \$2.25 million M. J. Murdock Learning Resource Center, dedicated February 10, 1989. The other new buildings include the home of the Bruins, the 55,000-square-foot Coleman Wheeler Sports Center; the Herbert Hoover Academic Building and two residence halls, all opened in 1977; the Ross Fine Arts Center opened in 1978; a new television center; an expanded Heacock Commons/Student Union building; and the William and Mary Bauman Chapel Auditorium, opened in 1982. A new all-weather track has been added to an improved Colcord Field for track, and in February of this year the College opened the Curtis and Margaret Morse Athletic Fields, containing a baseball field, softball field, and soccer field. A new residence hall, Willcuts Hall, was opened in October and another, Beebe Hall, is under construction.

College enrollment is 1,073.

Accredited by the Northwest Association of Secondary and Higher Schools, the College offers 30 majors in eight divisions: Education, Fine and Applied Arts, Language Arts, Natural Science, Religion, Social Science, Physical Education, and Business. George Fox is one of 13 members of the national Christian College Consortium. The College has a student-faculty ratio of 16/1. The College this year began a graduate degree program in Clinical Psychology.

George Fox students come from 17 states and 8 foreign countries. Nearly 40 religious denominations are represented on campus.

Alumni of George Fox are primarily in service-oriented vocations of Christian ministries, education, social work, and medical fields. The College's most prominent alumnus is the late President Herbert Hoover, who attended Pacific Academy.

GFC ATHLETICS

Intercollegiate athletics is an integral part of the overall education program at George Fox. Men's varsity athletic teams represent the College in baseball, basketball, track, cross country, and soccer. Women students compete in volleyball, basketball, track, softball, and cross country.

George Fox College competes as an independent on the varsity level. George Fox is a member of the National Association of Intercollegiate Athletics (NAIA), District 2, and in some sports, the National Christian College Athletic Association, District 8.

For students not participating in the varsity program, GFC has a complete intramural program including flag football, basketball, volleyball, softball, racquetball, indoor soccer, and tennis.

Athletic facilities include the Coleman H. Wheeler Center for Sports and Physical Education; Colcord Field, which includes an all-weather rubberized track, tennis courts; and the Curtis and Margaret Morse Athletic Field containing baseball diamond, softball field, and soccer field. The complex was opened in 1989.

Wheeler Center, completed in 1977 in a \$2.7 million project, includes the James and Lila Miller Gymnasium with three basketball courts and seating for up to 2,500; multipurpose, class, and weight room; faculty and administrative offices; handball courts; dressing and therapy rooms.



THE BRUIN NICKNAME

George Fox College is represented by the nickname and mascot "Bruin." But it has not always been so, even though it should have been.

The nickname comes from a real bear captured in 1887 just two years after Pacific Academy (the College's predecessor) was established. The small cub was captured in the coast range foothills west of Carlton when its mother was shot. The young cub was brought to campus by a student and later lived with a faculty member. When it grew to adulthood it was kept in a pit in what is now known as Hess Creek Canyon south of the campus. It escaped one too many times and was turned into steak for the dining table and the hide preserved on a frame and displayed in an early campus museum. When it deteriorated several years later, it was taken to a campus furnace room to be destroyed, but the framework proved a problem in dismantling, so it was left sitting in a corner. Students found the old Bruin skin later and began skirmishes over ownership, a tradition that continues 103 years later. "Bruin Junior," a replica, under a set of guidelines passed down for years, is fought over periodically in class competition, with the class able to physically drag the Bruin replica off campus declared the rightful owner until next "flashed."

Even with the Bruin tradition, somewhere along the line, the "Quaker" tag to athletic teams came into popularity with sports writers because of the College's church affiliation, and that nickname was used, along with a mascot "Foxy George," a little fox with a Quaker hat. Both gained acceptance for a period in the 1950s and 1960s until a vote of faculty, students, and administration in 1970 reinstated the Bruin nickname to its rightful place.

THIS IS WHERE THE GAME IS PLAYED



George Fox College is in its fourteenth year in the Coleman H. Wheeler Center for Sports and Physical Education. Completed in June 1977, the \$2.7 million, 55,000-square-foot complex is the College's largest building. It contains the James and Lila Miller Gymnasium, the Bruin home court.

The sports center was designed by noted architect Pietro Beluschi, with a wooded canyon setting chosen as the center's location. The building features wood products and a large window area overlooking the adjacent natural terrain.

Three times larger than Hester Gymnasium, which it replaced, the Wheeler Center features a 116 x 174-foot gymnasium with three basketball courts and seating for 2,500 spectators. The gymnasium ceilings are 32 feet over the hardwood maple floor. The gym provides three volleyball courts and ten badminton courts.

The building is entered on two levels – ground level on the east side through the nine doors for the general public and after crossing a 200-foot bridge; and on the second floor on the west side for campus personnel. There is a two-floor lobby featuring oak parquet floors.

Contained on the upper level are athletic administration and faculty offices, staff room, classroom, weight room, and multipurpose room.

The lower level contains a concession area and ticket sales area, dressing rooms, team rooms, laundry, equipment-issuing room, and storage space. An east wing of the building houses two handball courts.

The building is named for long-time Oregon lumberman Coleman H. Wheeler, former chairman of the board of Willamette Industries. The gymnasium is named for board member James Miller and his wife, Lila. He is the former president of Cascadia Lumber Co. The building was dedicated October 17, 1977.

BRUINS COMPETE IN NAIA



The National Association of Intercollegiate Athletics (NAIA) is a completely autonomous association administering programs leading to national championships in 11 events. The NAIA includes 40 percent of America's collegiate athletic programs, representing 480 accredited four-year colleges and universities in 32 geographical districts spread over 49 states and Canada. The colleges have a total enrollment of more than one million, including more than 80,000 varsity athletes.

Established in 1940 as the National Association of Intercollegiate Basketball the NAIB evolved from the institution of a "National Small College Basketball Tournament" that was inaugurated in 1937. In 1952, the NAIB expanded to include tennis, outdoor track, and golf, and that year the organization was renamed the NAIA.

Since that time the NAIA has further enlarged to encompass football (two divisions were formed in 1970), cross country, baseball, and swimming, which were added to the NAIA championship program in 1956, wrestling (1958), soccer (1959), and indoor track (1966). In 1980 the NAIA initiated championships for women in the newly organized NAIA Women's Division. Nine championships are offered: basketball, cross country, fast-pitch softball, indoor and outdoor track, soccer, swimming and diving, tennis, and volleyball.

NAIA national headquarters and staff are located in Kansas City, Missouri. The NAIA is governed by two bodies. The Council of Presidents, composed of one president from each district, is responsible for fiscal matters and supervision of the national staff. George Fox College president Edward F. Stevens represents NAIA District 2 and is one of five U.S. college presidents selected to serve on the NAIA Council of Presidents Executive Committee. The national Coordinating Council, elected by the membership, is responsible for organizing championship events, academic standards, and overseeing the committees and associations.

Eligibility rules within the NAIA govern all play in all sports recognized by the Association, not just post-season play. All eligibility guidelines must be adhered to by all members, including those holding dual affiliation with other associations.

The NAIA clearly outlines its own responsibilities and those of its members: a sound athletic program, administered and controlled by those responsible for the administration of the college or university. The NAIA's basic premise is that the athletic program is a basic component of the overall general educational process, and not an entity apart.

Member institutions must conduct their intercollegiate athletic programs to the standards of the regulatory Association in which they hold memberships, and the NAIA. They must pay the annual membership dues and be in support of the policies of the Association. Where institutional rules and standards are more strict than those of the regulatory group or the NAIA, those rules and standards of the institution are recognized and supported by the NAIA.

NAIA DISTRICT 2

George Fox College men's athletic teams compete in District 2 of the National Association of Intercollegiate Athletics (NAIA). Fifteen teams make up the district, all but two within Oregon.

Members of the East Division are College of Idaho, Columbia Christian, Concordia College, George Fox College, Northwest Nazarene College, Warner Pacific College, and Western Baptist College. West Division members are Eastern Oregon State, Lewis & Clark College, Linfield College, Oregon Institute of Technology, Pacific University, Southern Oregon State College, Western Oregon State College, and Willamette University.

This alignment puts Christian colleges and independents in the East Division, and Northwest Conference and state schools in the West.

All teams have a post-season game to determine the right to represent the district at the national NAIA championships. All teams but the top team in each division compete in a "sub-playoff" system, paired 2-7, 3-6, 4-5. The winners then join the top team in each division in a regular playoff. The teams are cross-seeded with the teams from the other division.

Standings within each division will be based upon the record with other teams in the division. If there is a tie, results of competition between those schools involved will be considered. If there still is a tie, then overall NAIA District 2 records will be used to determine ranking, based on a system of awarding points for the strength of each team met, based on its win-loss record against winning or losing schools.

GFC has been in the District 2 playoffs 16 of the last 20 years.

THE BRUIN DISTRICT PLAYOFF RECORD

1970-71	Willamette University (lost 103-69)
1971-72	Willamette University (lost 69-60)
1972-73	Linfield College (won 95-88)
	Pacific University (won 68-67) (District title)
	Defiance (Ohio) College (lost 86-62) (NAIA national championships)
1973-74	Pacific University (won 92-72)
	Oregon Institute of Technology (lost 55-54)
1974-75	Oregon Institute of Technology (lost 72-56)
1976-77	University of Hawaii - Hilo (lost 85-79)
1977-78	Oregon Institute of Technology (lost 79-65)
1979-80	Oregon Institute of Technology (lost 69-67)
1980-81	Northwest Nazarene (lost 61-58)
1983-84	Western Oregon State (lost 86-72)
1984-85	Western Baptist (won 50-47)
	Western Oregon State (won 71-57)
	College of Idaho (lost 61-53)
1985-86	Warner Pacific (won 66-56)
	Oregon Institute of Technology (lost 76-67)
1986-87	Warner Pacific (won 101-75)
	College of Idaho (won 75-58)
	Oregon Institute of Technology (lost 75-69)
1987-88	Eastern Oregon (won 101-82)
	Southern Oregon (won 90-76)
	Oregon Institute of Technology (lost 84-61)
1988-89	Eastern Oregon (won 94-82)
	Oregon Institute of Technology (lost 106-70)
1989-90	Eastern Oregon (won 98-92)
	Western Baptist (won 76-66)
	Willamette (won 98-95) (District title)
	Pfeiffer (N.C.) (lost 97-73) (NAIA national championships)

1989-90 HIGHLIGHTS

George Fox College's basketball Bruins produced the best season in the College's history with a 29-5 record that had GFC ranked as high as ninth in the nation going into the NAIA national championships.

Coach Mark Vernon's squad became Oregon's winningest college team at any level as the Bruins won the NAIA District 2 title for the first time since 1973. The championship earned George Fox a berth in the NAIA playoffs in Kansas City.

Going in ninth seeded, the Bruins were upset in the opening round, losing to Pfeiffer College of North Carolina, but giving the Bruins experience for what they hope will be a return visit this season.

The season was a record-breaking one for George Fox, which set or tied 30 individual and team records. Make that 31 records: a record for the most records in one season.

The Bruins won the district title with a come-from-behind 98-95 overtime win over visiting Willamette University. The remarkable season gave George Fox – for the first time – the home court advantage throughout the playoffs. A standing-room-only, record crowd of 1,800 watched the district championship battle.

The season was a genuine team effort, says Vernon. "All this team did was accomplish all the goals it set for itself."

"This team was an absolute pleasure to coach – just a bunch of guys who did whatever they had to to win a game. The best compliment I can give them is that they always played to their potential."

One individual did stand out – literally: 6-11 center Dave Wilson, who led the nation in blocked shots with 166 blocked shots, 4.9 a game. Even as a sophomore, Wilson was named NAIA District 2's Player of the Year. He then led the list of players for the All-Northwest team, composed of players from Oregon, Washington, Idaho, Alaska, and British Columbia.

During the season George Fox scored exactly 3,000 points. The average of 88.2 was 9.8 more than opponents. The Bruins shot at a .487 pace, opponents at .414. GFC averaged 45.8 rebounds a contest, 1.8 more than opponents.

The winning season boosted Vernon's eight years of college coaching (all at GFC) to a record of 172 wins, 84 losses, a winning rate of .671.

When the losses came they were in an unusual pattern. GFC lost just five times in five different states in five different months. The only Bruin losses came at Seattle Pacific in Washington in November, at Willamette in Oregon in December, at Point Loma in California in January, at Northwest Nazarene in Idaho in February, and in Kansas in March.

George Fox reached the national level play on a season that included a perfect record at home in Miller Gym – 16 consecutive victories. The string of wins is 19, going back to the season before. George Fox was a superb 13-5 on the road. The Bruins set 10 team records: most wins, least losses, best winning percentage (.853), most rebounds (1,557), most free throws made (644) and attempted (909), most three-point goals made (182) and attempted (465), most blocked shots (268) and best blocked shot average (7.98).

1989-90 STATISTICAL HIGHLIGHTS

Longest Win String – 11

Longest Loss String – 1

Most Points Scored – 122 vs. Concordia (97) in Newberg

Fewest Points Scored – 68 vs. College of Idaho (63) in Caldwell

Most Points Allowed – 97 vs. Concordia in Newberg, vs. Pfeiffer in Kansas City

Fewest Points Allowed – 49 vs. Northwest Christian in Newberg

Largest Margin of Victory – 51 (100-49) vs. Northwest Christian in Newberg

Largest Margin of Defeat – 24 (97-73) vs. Pfeiffer in Kansas City



1989-90 ACCUMULATIVE STATISTICS

Player	Games	FIELD GOALS			3-PT. FIELD GOALS			FREE THROWS			REBOUNDS				PF	POINTS			TO	STL	BLK	AST	AST AVG	
		SM	SA	PCT	SM	SA	PCT	SM	SA	PCT	O	D	T	AVG		TP	AVG							
Erickson, Todd	26	24	83	.289	13	45	.289	57	72	.792	14	28	42	1.6	62	118	4.5	39	20	1	58	2.2		
Hagen, Jon	28	42	101	.416	5	14	.357	37	58	.638	27	45	72	2.6	36	126	4.5	27	19	5	35	1.3		
Hagen, Tim	8	4	8	.500	0	0	.000	6	11	.545	8	11	19	2.4	5	14	1.8	5	1	1	2	0.3		
Harris, Tim	27	38	73	.521	2	6	.333	18	28	.643	29	36	65	2.4	37	96	3.6	18	13	7	17	0.6		
Jacobson, Tim	26	29	72	.403	18	46	.391	11	17	.647	14	18	32	1.2	11	87	3.3	14	3	4	11	0.4		
Johnson, Shane	15	11	24	.458	3	7	.429	7	12	.583	2	14	16	1.1	9	32	2.1	12	1	0	18	1.2		
Martin, Brian	34	134	274	.489	44	102	.431	101	136	.743	28	115	143	4.2	70	413	12.1	104	55	6	274	8.1		
Milligan, Matt	14	9	12	.750	0	0	.000	13	13	1.000	6	6	12	0.9	6	31	2.2	5	5	2	8	0.6		
Patoine, Chris	27	181	360	.503	1	8	.125	44	69	.638	76	111	187	6.9	55	407	15.1	43	33	15	57	2.1		
Rasmussen, Mike	27	51	113	.451	0	0	.000	24	42	.571	39	55	94	3.5	44	126	4.7	14	11	12	9	0.3		
Ronnow, Kurt	33	91	214	.425	17	31	.548	43	59	.729	29	77	106	3.2	72	242	7.3	32	15	15	23	0.7		
Schlachter, Rich	34	120	279	.430	40	116	.345	77	100	.770	53	176	229	6.7	88	357	10.5	74	41	29	118	3.5		
Turcotte, Tom	34	101	210	.481	39	88	.443	54	85	.635	20	81	101	3.0	90	295	8.7	52	72	5	133	3.9		
Wilson, Dave	34	252	410	.615	0	0	.000	152	207	.734	77	217	294	8.6	96	656	19.3	78	31	166	27	0.8		
TEAM REBOUNDS											102	43	145	4.3										
GEORGE FOX	34	1087	2233	.487	182	465	.391	644	909	.708	524	1033	1557	45.8	681	3000	88.2	515	321	268	790	23.2		
OPPONENTS	34	987	2382	.414	199	517	.385	493	740	.666	607	889	1496	44.0	761	2666	78.4	548	265	87	594	17.5		

A LOOK AT THE PAST



The game of basketball was invented by Dr. James Naismith in 1891, and it took just seven years for it to be brought to George Fox College (then called Pacific College).

College board member and community leader T. W. Hester and others first saw the game played at the Portland YMCA. They were captivated by the new game and secured a ball, which they brought back to the College. The first exhibition game was played shortly thereafter, in the winter of 1898, and the first site was the third floor of the old Commercial Hotel on North Main Street because the College had no adequate space for the new sport.

The first gymnasium on the campus was the upper part of one wing of an old academy building (Hoover Hall), built in 1885 and torn down in the mid-1950s. A one-room wood gymnasium building was constructed in 1916 and served until 1946, when the College opened Hester Gymnasium, a concrete block structure built partly by student/faculty labor at a cost of \$40,000. The building, with a single hemlock playing floor and seating for 1,100, served through the 1976-77 season with opening of Wheeler Center.

College athletic affiliation in men's basketball over those years has gone from independent status to membership in the old Willamette Christian College Conference, the Metropolitan Conference, the Oregon Collegiate Conference, and back again to the present status as a major small college independent member of NAIA District 2 (joined in 1965). In 1973 George Fox was the district champion for the first time and has been in the district playoffs 16 of the last 20 years, including the last 7 in a row, winning the championship in 1990.

"Our greatest basketball year," according to a College publication, "The First Fifty Years" (published in 1941), "was reached in 1917 when Pacific College won the [Willamette Valley] league championship and defeated Oregon State College 34-25." There have, of course, been many significant wins, seasons, and players throughout the last 92 years. Much of that history, however, has been lost because of the lack of available information and incomplete records prior to NAIA membership in 1965. Highlights and records since that time appear on the following pages. Pre-NAIA statistics available show these marks: Bill Hopper with a 42-point game and 1,737 career points in 1954-1958, and Cub Grimm in the 1952-53 season with a 21.0 points per game average, and 26 free throws in a contest with the Oregon Medical School in 1953.

HOW IT LOOKS FOR 1990-91

A year ago George Fox College basketball coach Mark Vernon said he was "looking for big things" from his 1989-90 team. Those who didn't listen – or believe it – should have.

Vernon's team compiled an impressive 29-5 record – the best in NAIA District 2 and the best for an Oregon college at any level. The Bruins won the district championship and at season end moved to ninth in the NAIA's national rankings.

This year rooms and offices may go as silent as those in the E. F. Hutton Company ads when Vernon begins to speak of this season's outlook. So, what's he saying this year?

"We are a team capable of defending our district title," is the word.

What it means is Vernon sees no lessening in talent. He returns three of the starters off the championship team, he has picked up two of the best junior college players around, and his bench is back and better with another year of experience.

"We are 11 deep; our bench is as strong as any in the district," says the ninth-year Bruin boss, who has taken George Fox to the district playoffs every year but his first.

It's not just the Bruin bench that is impressive. The Bruins are built around one of the nation's best small college players: 6-11 junior center Dave Wilson. He was given Most Valuable Player designation last year in District 2, even as a sophomore. Wilson, from Chehalis, Washington, headed the All-Northwest team ballot, and was named a NAIA honorable mention All-American. He led the nation at all levels in blocked shots (166). He poured through points at the rate of 19.3 a game, also grabbing 8.6 rebounds, leading the championship squad in both categories.

"He gives us a presence no other team in the district has – a dominate player in the middle," Vernon says. "Wilson is the key to the team; if he's healthy we should have an outstanding season."

Then the Bruins have a dandy senior guard pair, including the Northwest's top assist man, 6-3 Brian Martin, Dayton, Washington, who averaged a runaway 8.1 assists a game. He also found time to score 12.1 points a game. And there's Tom Turcotte, a 6-1 senior from Washougal, Washington. Vernon expects him to average 12-15 points a game. He averaged 8.7 last season and was tenth in district three-point accuracy, twelfth in assists.

Add to the mix a player Vernon says has the capability of rivaling Wilson in rebounding and scoring – 6-4 junior forward transfer Jeff Hoffman, from Clackamas Community. Vernon calls him an "all-district-type player" and "one of the most complete players I've ever coached." That comes from a coach whose talent assessment is one of the main strengths in getting the Bruins to the top. Hoffman, from Portland, averaged 11.5 rebounds and 20 points a game last season at Clackamas.

In addition to Wilson, the two senior guards, and Hoffman, the fifth starter is likely to be 6-5 forward Kurt Ronnow, Molalla, who averaged 7.3 points a game last season with a .548 three-point field goal average.

Vernon again predicts a 20-win season in a 27-game schedule. That will be about "average" for Vernon, who is winning 21.5 games a season, a 67 percent winning rate.

Vernon foresees GFC's biggest rival being College of Idaho, with "a real battle in the east division."


Look this season for continued fast-paced contests. "We will play a very up-tempo game; we'll look to press and run as much as possible."

EXPERIENCE CHART

Lettermen Returning: Todd Erickson, Jon Hagen, Tim Harris, Brian Martin, Matt Milligan, Mike Rasmussen, Kurt Ronnow, Tom Turcotte, Dave Wilson

Newcomers: Jeff Hoffman, Aaron Rauch, Curt Scheidel

By Class: *Senior* – Brian Martin, Tom Turcotte; *Junior* – Jon Hagen, Tim Harris, Jeff Hoffman, Matt Milligan, Kurt Ronnow, Curt Scheidel, Dave Wilson; *Sophomore* – Todd Erickson, Mike Rasmussen, Aaron Rauch



THE BRUINS – AS INDIVIDUALS



TODD ERICKSON

Sophomore
6-0 • 200
Guard

Wilsonville, Ore.
(West Linn High)

The Bruins' back-up point guard... probably the best defensive player – shared Best Defense award last year as freshman... his 7 free throws helped GFC win at C of I last season... best team free throw shooter last season... excellent driver to basket and/or passer to the post... very aggressive player... great three-point shooter... in high school was captain and Most Valuable in football as well as captain and Most Inspirational in basketball... a physical education major... favorite food: spaghetti... hobbies: sports... most influential person in life: father... person most admired: mother and father... born: June 1, 1971, son of David and Pamela Erickson.

MARK'S REMARKS: *"Todd is good enough to start but may be used coming off the bench. He sets an aggressive tone defensively. He will be one of our most valuable players this season."*

Year	G	FG	%	3 Pt.	%	FT	%	Rb.	Avg.	Ast.	Pts.	Avg.
89-90	26	24/83	.289	13/45	.289	57/72	.792	42	1.6	58	118	4.5



JON HAGEN


Junior
6-3 • 190
Forward / Guard

Newberg, Ore.
(Newberg High)

The Bruin jayvee MVP as a freshman who moved up last year to be one of the first off the bench... has improved his strength and greatly improved his outside shooting... great driver to the basket... good offensive rebounder... an intelligent player on and off the court – a 3.55 GPA... led Metro League as he captained Newberg High as senior, averaging 21.5 points and 8 rebounds a game, named MVP... a psychology major... favorite food: pizza... hobbies: tennis, golf, eating... most influential person in life: parents (father is GFC music/education professor)... person most admired: Arnold Schwarzenegger... born: Dec. 14, 1969, son of Dennis and Janet Hagen. Name pronunciation: "Hay-gun."

MARK'S REMARKS: *"Jon was an important ingredient in our district championship season last year. He can play guard or forward and brings us intelligent play and ability to score points."*

Year	G	FG	%	3 Pt.	%	FT	%	Rb.	Avg.	Ast.	Pts.	Avg.
88-89	28	36/80	.450	2/4	.500	23/46	.500	52	1.9	33	97	3.5
89-90	28	42/101	.416	5/14	.357	37/58	.638	72	2.6	35	126	4.5
Career	56	78/181	.431	7/18	.389	60/104	.577	124	2.2	68	223	4.0



TIM HARRIS


Junior
6-2 • 170
Guard/Forward

Redmond, Ore.
(Redmond High)

The Bruins' Most Inspirational Player last season, repeating honor from freshman jayvee year . . . the player Vernon calls "scrappiest on the team" . . . has improved his scoring abilities . . . strong inside player at 6-2 . . . strong driver to basket . . . MVP and team captain in high school . . . strong ties to Bruins: former All-American Randy Dunn is his cousin . . . a business major . . . favorite food: steak and potatoes . . . hobbies: tennis, golf, camping . . . most influential person in life: parents . . . person most admired: Redmond High basketball coaches . . . born: Nov. 27, 1969, son of John Harris, Judy Harris.

MARK'S REMARKS: *"Tim plays all out, all of the time. All he does is get the job done – with determination and hustle. He is a player who has to be reckoned with."*

Year	G	FG	%	3 Pt.	%	FT	%	Rb.	Avg.	Ast.	Pts.	Avg.
88-89	17	9/25	.360	0/0	.000	4/10	.400	22	1.3	7	22	1.3
89-90	27	38/73	.521	2/6	.333	18/28	.643	65	2.4	17	96	3.6
Career	44	47/98	.480	2/6	.333	22/38	.579	87	2.0	24	118	2.7





JEFF HOFFMAN

Junior
6-4 • 200
Forward

Portland, Ore.
(David Douglas High)
(Clackamas CC)

GFC's top recruit and sure starter... an All-District type player... has ability to lead the Bruins in scoring and rebounding... as tough as they come inside: best offensive rebounder since All-District Randy Dunn... ability to shoot 50 percent from three-point line... excellent left hand around the basket... good jumper... intelligent player... averaged 11.5 rebounds and 20 points a game as sophomore at Clackamas CC... Northwest Athletic Association Community College All-Star two years... a business major... favorite food: pizza... hobbies: water skiing... most influential person in life: mother... person most admired: father... born: Jan. 15, 1969, son of Bob and Linda.

MARK'S REMARKS: "Jeff is one of the most complete players I've coached; he has very few weaknesses. He can play both forward positions for us and he and Dave (Wilson) should be fighting it out in leading scoring and rebounding."





BRIAN MARTIN

Senior
6-3 • 180
Guard


Dayton, Wash.
(Dayton High)
(Walla Walla CC)

Potential All-District player . . . honorable mention last season . . . led Northwest in assists last season at 8.1 a contest, including 17 in one game . . . in just two years could top all previous four-year players . . . assist total and average best ever at GFC . . . the team captain . . . good shooter (15th in district 3-point field goal accuracy) and tremendous passer . . . good driver to basket . . . 1989 MVP of Washington State Region 3 community colleges . . . honors student with 3.79 GPA . . . a math education/computer information science major . . . favorite food: pizza . . . hobbies: golf, computers . . . persons most admired and most influential: mother, Judy Graham; father, Jack Martin . . . born: Feb. 15, 1969.

MARK'S REMARKS: "Brian is one of the best players I've coached. He can beat you in many ways. Brian is as good as any passer I've seen in our district in the last 15 years; he was the unsung hero in our championship season last year."

Year	G	FG	%	3 Pt.	%	FT	%	Rb.	Avg.	Ast.	Pts.	Avg.
89-90	34	134/274	.489	44/102	.431	101/136	.743	143	4.2	274	413	12.1





MATT MILLIGAN


Junior
6-4 • 185
Forward

Salem, Ore.
(North Salem High)

A back-up forward who last season was one of the highest on Vernon's Value Point system...good offensive moves inside...has improved offensive skills, especially outside shooting...excels in defense...makes few mistakes...a business major...favorite food: Mexican and pizza...hobbies: spending time with family and friends...most influential person in life: Jesus Christ...person most admired: Steve Largent...born: Feb. 2, 1970, son of Lyle and Barbara Milligan. Name pronunciation: "Milley-gun."

MARK'S REMARKS: "Matt is a top quality player who will really help us this year. He runs the floor as well as anyone on our team. He will help us in any way to win games."

Year	G	FG	%	3 Pt.	%	FT	%	Rb.	Avg.	Ast.	Pts.	Avg.
88-89	21	7/17	.412	0/0	.000	8/16	.500	19	.9	3	22	1.1
89-90	14	9/12	.750	0/0	.000	13/13	1.000	12	.9	8	31	2.2
Career	35	16/29	.552	0/0	.000	21/29	.724	31	.9	11	53	1.5



MIKE RASMUSSEN

Sophomore
6-7 • 210
Center / Forward

Wilsonville, Ore.
(West Linn High)

Last year's Most Improved Player...returns as back-up center, but also is potential starter at power forward...has improved strength and rebounding...good shooting touch at 15 feet and in...the second tallest Bruin...working on aggressiveness...a business major...favorite food: burgers and fries...hobbies: sports, watching TV, movies...most influential persons in life: grandparents...person most admired: mother and father...born: May 7, 1971, son of Bill and Jan Rasmussen. Name pronunciation: "RAS-muh-son."

MARK'S REMARKS: "Mike had a fine freshman year and I look for much bigger things this year. He can score in the post as well as anyone we have, and he is a solid rebounder."

Year	G	FG	%	3 Pt.	%	FT	%	Rb.	Avg.	Ast.	Pts.	Avg.
89-90	27	51/113	.451	0/0	.000	24/42	.571	94	3.5	9	126	4.7



AARON RAUCH

Sophomore
6-4 • 210
Forward

Salem, Ore.
(North Salem High)

The only Bruin to advance from last year's jayvee team . . . good perimeter shooter . . . hard worker . . . good rebounder for size . . . a left-hander working to improve right hand ability . . . a starter and captain on his North Salem squad, averaging 10.0 points a game, also captain and starter for soccer team . . . a sociology major . . . favorite food: gyros . . . hobbies: snow skiing, bicycling, climbing . . . most influential person in life: father . . . person most admired: Jesus Christ . . . born: August 30, 1971, son of Mark and Karen Rauch. Name pronunciation: "Row (rhymes with how)-shh."

MARK'S REMARKS: "Aaron is a hard worker who is used to coming off the bench. He'll use this year to gain more NAIA experience."



KURT RONNOW

Junior
6-5 • 210
Forward

Molalla, Ore.
(Molalla Union High)

A potential starter, who stepped in to start even as a freshman when Vernon called him best freshman in district . . . led team in three-point field goals last year . . . has improved upper body strength . . . jump hook is his best weapon . . . good jumping ability . . . continues to work on defense . . . a psychology major . . . favorite food: pizza . . . hobbies: basketball, golf . . . most influential person in life: high school coach Rick Havercroft . . . person most admired: father . . . born: Oct. 24, 1970, son of Kenneth and Myrna Ronnow. Name pronunciation: "RON-no."

MARK'S REMARKS: Kurt is a key to our season. If he has the year he is capable of having, we will be a very difficult team to defend. Kurt can score points quicker than anyone on our team - he just needs to do it more consistently."

Year	G	FG	%	3 Pt.	%	FT	%	Rb.	Avg.	Ast.	Pts.	Avg.
88-89	28	130/266	.489	5/16	.313	68/88	.739	124	4.4	31	330	11.8
89-90	33	91/214	.425	17/31	.548	43/59	.729	106	3.2	23	242	7.3
Career	61	221/480	.460	22/47	.469	111/147	.755	230	3.8	54	572	9.4



CURT SCHEIDEL

Junior
6-3 • 200
Guard

Vancouver, Wash.
(Columbia River High)
(Seattle University)
(Clark CC)

One of just two chosen to join last year's championship team returners... an all-league first-team pick last season at Clark Community when he averaged 17.0 points a game... shot at a .560 pace from the field... 700 at the line... averaged 8 points a game as freshman at Seattle... good outside shooter... intelligent player... fine driver to basket... working to improve defense... a language arts teaching major... favorite food: spaghetti, macaroni and cheese... hobbies: listening to music, watching TV, reading Scriptures... most influential person in life: Jesus Christ... person most admired: Ezra Taft Benson... born: Nov. 12, 1969, son of Frank and Karen Scheidel... Name pronunciation: "Shy-dell."

MARK'S REMARKS: "Curt will help us with his scoring - he finds a way to score. He is a potential starter, but will give us scoring power and intelligent play when coming off the bench, if he doesn't start."



TOM TURCOTTE


Senior
6-1 • 165
Guard

Washougal, Wash.
(Washougal High)
(Highline CC)

A starter in every game and important factor in last year's championship season... team's best outside shooter (10th in district 3-point field goal accuracy last year)... 13th best in district assists... shared team's Best Defense award last year... led team last year in steals with 72... a team captain... has improved scoring ability going to the basket... sparks Bruins with his shooting and hustle... named to Northwest Athletic Association of Community Colleges Region 1 first team as sophomore... a business major... favorite food: lasagna, pizza... hobbies: hiking, bowling... most influential person in life: mother... persons most admired: mother and father, Janell and Jerry Crumpacker... born: April 24, 1969, son of Jerry and Janell Crumpacker. Name pronunciation: "Ter-caught."

MARK'S REMARKS: "Tom is as solid a player as they come; he rarely makes a mistake. I love the way he plays. He should have an outstanding season and I look for him to score 12-15 a game."

Year	G	FG	%	3 Pt.	%	FT	%	Rb.	Avg.	Ast.	Pts.	Avg.
89/90	34	101/210	481	39/88	443	54/85	635	101	3.0	133	295	8.7



DAVID WILSON


Junior
6-11 • 225
Center

Chehalis, Wash.
(West High)

Where do you start? One of the nation's best small college players . . . even as a sophomore named NAIA District 2 Player of Year, the top player on All-Northwest team of players in Oregon, Washington, Idaho, Alaska, and British Columbia, and NAIA All-American honorable mention . . . led the nation in blocked shots (166) – all colleges, all levels . . . shooting accuracy best in district and Northwest and best ever at GFC . . . three times has had "triple double" in scoring, rebounding, and blocked shots . . . twice has had 12 blocks in one game . . . last year's 656 season points second highest ever at GFC, topped only by All-American Paul Cozens . . . a team captain . . . red-shirted scheduled sophomore year with broken right foot . . . only married player on team, to Julie Taurianinen on June 2 in Alaska . . . a business major . . . favorite food: pizza, Chinese . . . hobbies: bike riding . . . most influential person in life: father . . . person most admired: Akeem Olajuwon . . . born: Sept. 18, 1969, son of Terry and Donna Wilson.

MARK'S REMARKS: "Dave has the potential to be one of the best players ever in our district. He should be a 20-point, 10-rebound player this season, but his most valuable asset is his defensive intimidation inside. He is the most improved player I've ever coached, the most improved player I've ever seen – he's made himself a player by hard work. He just gets better."

Year	G	FG	%	3 Pt.	%	FT	%	Rb.	Avg.	Ast.	Pts.	Avg.
87-88	33	122/190	.642	0/0	.000	61/88	.693	193	5.8	26	315	9.5
89-90	34	252/410	.615	0/0	.000	152/207	.734	294	8.6	27	656	19.3
Career	67	374/600	.623	0/0	.000	213/295	.722	487	7.3	53	971	14.5



COACH MARK VERNON

Mark S. Vernon is George Fox College's winningest coach ever with a 172-84 record, a winning rate of .671. He has averaged 21.5 wins a year in his eight years. And, Vernon is the only GFC coach to have ever posted a winning record on the road, where he is 74-63.



His efforts have not gone unnoticed. In 1985 and 1987 he was named NAIA District 2 Basketball Coach of the Year. He was the youngest

coach in the district the first time and the Bruins had just gone 27-7, the best record in GFC's history to that time, and a record that made it Oregon's winningest college in basketball – at any level – in Oregon. In 1987 he was named National Christian College Athletic Association National Coach of the Year.

In his first season the Bruins were 15-16, in tenth place in NAIA District 2, up from 16th the year before. The next year the Bruins were 17-12 and in fifth slot. In 1984-85 the Bruins produced their 27-7 mark and were second. Five years ago GFC went 21-10, third in the district, four years ago it was a 27-6 record, second in the district. Three years ago GFC, at 17-16, was third. Two years ago at 19-12, the Bruins were fifth, and last year the Bruins were district champions at 29-5, the best record for any Oregon college team. In five years of East Division play his teams are 46-14.

Vernon, 37, has his entire collegiate coaching career at George Fox, but the tie with the Bruins is longer. He came to the College in 1975 as a student and basketball player. Upon completion of his eligibility he remained with GFC as an assistant for three years (1977-78, 79-80, and 81-82).

He was named head coach in 1982 after a nationwide search that began with 70 names.

Vernon was assistant for the Bruins while working on a master's degree in physical education at Linfield College, with work completed in 1982. Vernon teaches physical education classes in addition to his coaching.

A 1977 George Fox graduate, Vernon, as a senior, was named the College's Outstanding Physical Education Major. The same year he was named George Fox's Outstanding Young Person in Teacher Education.

In the fall of 1981 Vernon joined the GFC physical education faculty as women's volleyball coach, women's tennis coach, and basketball assistant, along with teaching assignments.

As a basketball Bruin, Vernon was a guard, establishing the Bruins' all-time career high average in assists (3.9) at that time. He was named the team's Most Inspirational Player by his teammates as a senior, a year the Bruins were 20-9. During Vernon's two years in a Bruin uniform his teams were 39-17. Vernon compiled statistics that place him third in the Value Point System.

Vernon also played one year at Highline Community College, Seattle, receiving both Best Defense and Hustle awards. He also played ball at West Seattle High School, where he was named Outstanding Athlete of the Year as a senior.

Vernon and his wife, Denise, were married in August 1981. She is a dental assistant for Newberg dentist Lance Rosenau.

ASST. COACH STEVE GRANT

Steve Grant is in his ninth year with the Bruins, being named in 1982 to the George Fox physical education teaching faculty and to serve as men's basketball assistant and head women's volleyball coach.

Grant, 44, replaced Mark Vernon as volleyball coach when Vernon stepped up to the head basketball position. The Bruin assistant is a 1969 graduate of Biola, where as a guard for the Eagles he was named Most Valuable both his junior and senior years. He then was named assistant basketball coach for two years, also assisting in soccer.




At Western Baptist College in 1981-82, Grant coached the women's basketball team and was head men's soccer coach, guiding the Warriors to an 8-4-3 mark. Grant previously was at Salem Academy for ten years where for nine years, until 1980, he guided the basketball Crusaders. He coached varsity baseball for five seasons, then varsity women's volleyball for five years, leading Salem Academy to the playoffs each of those years.

In his first season with the volleyball Bruins, Grant guided his squad to a 15-6 record and regional playoffs. In his second year it was 11-18. In 1984 it was 30-10 as George Fox won the National Christian College Athletic Association national championship in Chicago. Grant was named NCCAA national Coach of the Year as well as NAIA District 2 1984 Coach of the Year as his Lady Bruins finished third in district play. In 1985 the Lady Bruins were 16-18, then it was 15-16, and in 1987 the Lady Bruins, with a 33-22 record, again won the NCCAA national title. Grant was again named NCCAA Coach of the Year. In 1988 GFC finished 30-13 and was third in NAIA District 2, the Lady Bruins' highest district finish ever. Last fall GFC, with a 26-18 record, finished second in the NCCAA national championships. This year his Lady Bruins were best in NAIA District 2 at 26-5.

Grant earned a master's degree from Linfield College in 1985.

Grant and his wife, Kathleen, live in Salem. They have two children, Jeff, 18, and Bryan, 15.



BRUIN HOSTS / HOSTESSES



Left to right: Rob Oliver, Kari Ketterling, Paulie Ziemann, Cathy Stevens, Kristin Anderson, Kevin Dougherty.

The College's "official greeters" to Bruin sports fans and for other special occasions, the 1990-91 Bruin Host/Hostesses, were specially chosen from those volunteering to serve. In charge of hospitality for the Coleman Wheeler Sports Center, they welcome fans, take tickets, distribute programs, provide news media, stats crews and special guests with refreshments, and assist with the post-season basketball awards dessert.

Leading the 17-year-old organization this year is Kari Ketterling, a junior language arts education major from Weiser, Idaho. Other members are Kevin Dougherty, a sophomore communications major from Springfield, Ore.; Tod Bos, a senior math education major from Manhattan, Mont.; Rob Oliver, a junior physical education major from Lynwood, Wash.; Cathy Stevens, a junior business major from Newberg; Paulie Ziemann, a sophomore elementary education major from Central Point; and Kristin Anderson, a junior biology major from Beaverton.

BRUIN RALLY SQUAD



Top: Weeks, Snook; front: Swanborough, Stafford, Beasley.

Bruin basketball cheers are led by a five-member squad selected by tryout. Members are Lisa Beasley, a junior home economics major from The Dalles, Ore.; Missey Snook, a junior business/economics major from Tillamook, Ore.; Kim Stafford, a junior secondary education major from Centralia, Wash.; Jennifer Swanborough, a freshman communication major from McMinnville, Ore. and Judi Weeks, a sophomore home economics major from Newberg, Ore.

RADIO BROADCAST


George Fox College Bruin basketball has radio coverage this season on station KLYC (1260, McMinnville). The station will broadcast 14 of the Bruins' 27 regular-season games, including 8 of 12 home contests and 6 road games.

Jon Warren will handle play-by-play, backed up by operations director Steve Kenyon. Broadcast time for games will be 7:15 p.m.

The broadcast schedule:

- Nov. 13 Northwest Christian in Newberg
- Nov. 27 Western Oregon State in Newberg
- Nov. 30-Dec. 1 Willcuts-Twenge Memorial Classic in Newberg
- Dec. 7-8 Linfield Tournament in McMinnville
- Dec. 15 Cypress Inn Classic Tournament in Portland
- Dec. 29 Eastern Oregon State in Newberg
- Jan. 12 Northwest Nazarene in Nampa, Idaho
- Jan. 19 Warner Pacific in Newberg
- Jan. 26 Concorida College in Newberg
- Feb. 9 College of Idaho (Homecoming) in Newberg
- Feb. 14 Wolumbia Christian in Newberg
- Feb. 16 Western Baptist in Salem





Left to right: Jon Hagen, Asst. Coach Steve Grant, Aaron Rauch, Steve
Dave Wilson, Tim Harris, Mike Rasmussen, Tom Turcotte, Matt Milligan


<i>Name</i>	<i>No.</i>	<i>Pos.</i>	<i>Height</i>	<i>Weight</i>	<i>Age</i>
MARTIN, Brian	20	G	6-3	180	21
TURCOTTE, Tom	22	G	6-1	165	21
HAGEN, Jon	24	F/G	6-3	190	20
ERICKSON, Todd	30	G	6-0	200	19
SCHEIDEL, Curt	32	G	6-3	200	21
HARRIS, Tim	33	G/F	6-2	170	21
HOFFMAN, Jeff	34	F	6-4	200	21
RONNOW, Kurt	40	F	6-5	210	20
MILLIGAN, Matt	41	F	6-4	185	20
RAUCH, Aaron	42	F	6-4	210	19
WILSON, Dave	44	C	6-11	225	21
RASMUSSEN, Mike	45	C/F	6-7	210	19

ALPHABETICAL ROSTER

Erickson, Todd (30)
Hagen, Jon (24)
Harris, Tim (33)
Hoffman, Jeff (34)

Martin, Brian (20)
Milligan, Matt (41)
Rasmussen, Mike (45)
Rauch, Aaron (42)

00-91 BASKETBALL ROSTER



Steve Gard, Kurt Ronnow, Todd Erickson, Luke White, Curt Scheidel, Ryan, Russell Britt, Jeff Hoffman, Coach Mark Vernon, Brian Martin.

Year	Exp.	Hometown (High School)
Sr.	2CC/1V	Dayton, Wash. (Dayton) (Walla Walla CC)
Sr.	2CC/1V	Washougal, Wash. (Washougal) (Highline 2CC)
Jr.	2V	Newberg, Ore. (Newberg)
So.	1V	Wilsonville, Ore. (West Linn)
Jr.	2CC	Vancouver, Wash. (Columbia River) (Clark CC)
Jr.	2V	Redmond, Ore. (Redmond)
Jr.	2CC	Portland, OR (David Douglas) (Clackamas CC)
Jr.	2V	Molalla, Ore. (Molalla Union)
Jr.	2V	Salem, Ore. (North Salem)
So.	1JV	Salem, Ore. (North Salem)
Jr.	2V	Chehalis, Wash. (West)
So.	1V	Wilsonville, Ore. (West Linn)

Ronnow, Kurt (40)
 Scheidel, Curt (32)
 Turcotte, Tom (22)
 Wilson, Dave (44)

BRUIN RECORDS

(Since Joining NAIA)

INDIVIDUAL SINGLE GAME RECORDS

Most Points – 42	Hille van der Kooy vs. Eastern Oregon 12/5/80
Most Field Goals – 17	Rob Wunder vs. Macalester 1/6/73 Paul Cozens vs. Southern Oregon 2/19/75
Most Field Goals Att. – 31	Larry Craven vs. Southern Oregon 1/26/69
Best Field Goals Pct. – 1.000 (10-10)	J. R. Smith vs. Columbia Christian 1/29/82
Best Field Goals Pct. (with miss) – .933 (14-15)	Paul Cozens vs. Pacific 12/17/76
Most 3-Point Goals – 5	Dan Newman vs. Concordia 1/23/88 Pat Casey vs. Warner Pacific 1/5/89 Tom Turcotte vs. Puget Sound 12/8/89 Rich Schlachter vs. Western Wash. 1/4/90
Most 3-Point Attempts – 10	Rich Schlachter vs. Western Wash. 1/4/90
Best 3-Point Percentage – 1.000 (5-5)	Dan Newman vs. Concordia 1/24/88 Pat Casey vs. Warner Pacific 1/5/89 Tom Turcotte vs. Puget Sound 12/8/89
Most Free Throws Made – 16	Kenny Stone (16-19) vs. College of Idaho 1/28/87
Most Free Throws Att. – 19	Kenny Stone (16-19) vs. College of Idaho 1/28/87
Best Free Throw Pct. – 1.000	Paul Cozens (12-12) vs. Warner Pacific 2/21/78
Best Free Throw Pct. (with miss) – .933	Tom Hewitt (14-15) vs. Pacific 12/18/75 Hille van der Kooy (14-15) vs. Eastern Oregon 12/5/80 Randy Dunn (14-15) vs. Linfield 1/6/84
Most Rebounds – 25	Gordy Loewen vs. Warner Pacific 2/11/71
Most Off. Reb. – 16	Gordy Loewen vs. Warner Pacific 2/11/71
Most Def. Reb. – 20	Eric Swanson vs. NNC 2/8/88
Most Assists – 17	Brian Martin vs. Concordia College 2/20/90
Most Turnovers – 11	Gary Chenault vs. Portland State 1/13/78
Most Steals – 11	Curtis Kimbrough vs. U.C. – San Diego 12/19/84 Jeff Richards vs. Dominican 1/2/88
Most Blocked Shots – 12	Dave Wilson vs. Concordia 2/9/88 vs. Pacific 11/17/89

INDIVIDUAL SEASON RECORDS

Most Points – 692	Paul Cozens 1977-78
Best Average – 23.9	Paul Cozens 1977-78
Most Field Goals Made – 270	Paul Cozens 1977-78
Most Field Goals Att. – 500	Rob Wunder 1973-74
Best Field Goal Pct. – .642 (122-190)	Dave Wilson 1987-88
Most Consecutive Field Goals – 16	J.R. Smith 1981-82
Most 3-Points Made – 48	Dan Newman 1987-88
Most 3-Point Attempts – 116	Rich Schlachter 1989-90
Best 3-Point Pct. – .500 (48/96)	Dan Newman 1987-88
Most Free Throws Made – 152	Paul Cozens 1977-78 Dave Wilson 1989-90
Most Free Throws Att. – 211	Kenny Stone 1984-85

Best Free Throw Pct. - .932 (69-74) . . Dan Newman 1986-87
 Most Consecutive Free Throws - 56 . Gary Chenault 1978-79
 Most Rebounds - 422 Randy Dunn 1981-82
 Most Offensive Rebounds - 138 Randy Dunn 1981-82
 Most Defensive Rebounds - 287 Eric Swanson 1987-88
 Best Rebound Average - 12.79 Randy Dunn 1981-82
 Most Assists - 274 Brian Martin 1989-90
 Best Assist Average - 8.1 Brian Martin 1989-90
 Most Blocked Shots - 170 Dave Wilson 1987-88
 Best Block Average - 5.15 Dave Wilson 1987-88
 Most Turnovers - 132 Mike Royer 1981-82
 Most Steals - 110 Curtis Kimbrough 1986-87
 Best Steal Average - 3.48 Curtis Kimbrough 1985-86
 Most Fouls - 116 Dave Mauermann 1982-83
 Highest Foul Average - 3.74 Dave Mauermann 1982-83
 Most Games Played - 34 10 Players tied 1989-90

INDIVIDUAL CAREER RECORDS

Most Points - 2,187 Paul Cozens 1974-78
 Best Average - 20.53 Hille van der Kooy 1979-81
 Most Field Goals Made - 895 Paul Cozens 1974-78
 Most Field Goals Att. - 1,620 Paul Cozens 1974-78
 Best Field Goal Pct. - .623 Dave Wilson 1989-90
 Most 3-Points Made - 90 Rich Schlachter 1989-90
 Most 3-Point Attempts - 261 Rich Schlachter 1989-90
 Best 3-Point Percentage - .479 (80/167) Dan Newman 1986-88
 Most Free Throws - 455 Kenny Stone 1983-87
 Most Free Throws Att. - 688 Kenny Stone 1983-87
 Best Free Throw Pct. - .870 Gary Chenault 1976-79
 Most Rebounds - 1,147 Paul Cozens 1974-78
 Most Offensive Rebounds - 335 Randy Dunn 1981-84
 Most Defensive Rebounds - 821 Paul Cozens 1974-78
 Best Rebound Average - 11.6 Hille van der Kooy 1979-81
 Most Assists - 520 Al Vasey 1982-86
 Best Assist Average - 4.80 Les Harrison 1984-86
 Most Steals - 341 Curtis Kimbrough 1983-87
 Best Steal Average - 2.94 Curtis Kimbrough 1983-87
 Most Games Played - 126 Kenny Stone 1983-87
 Most Personal Fouls - 343 Kenny Stone 1983-87
 Most Blocked Shots - 430 Kenny Stone 1983-87
 Best Blocked Shots Average - 5.01 Dave Wilson 1987-90

TEAM SINGLE GAME RECORDS

Most Points - 143 vs. Northwest
 (143-56) 1/23/87
 Least Points - 33 vs. Eastern Oregon (33-30) 2/6/81
 Least Points Against - 30 vs. Eastern Oregon
 (33-30) 2/6/81
 Most Points Against - 124 vs. Portland State
 (124-81) 1/13/78
 Biggest Winning Margin - 87 vs. Northwest
 (143-56) 1/23/87
 Biggest Losing Margin - 62 vs. Lewis & Clark
 (112-50) 1/15/70
 Most Field Goals - 57 vs. Northwest (1/23/87)
 Most Field Goals Att. - 114 vs. Columbia Christian 1/8/74
 Best Field Goal Pct. - .714 vs. Columbia Christian
 (40-56) 1/29/82
 Worst Field Goal Pct. - .202 vs. Pacific (21-104) 12/10/67
 Most 3-Point Goals - 11 vs. Concordia 3/10/88
 vs. Lewis & Clark 1/27/90
 Most 3-Point Attempts - 25 vs. Lewis & Clark 1/27/90
 Best 3-Point Percentage - .778 (7/9) vs. St. Martins 1/6/87
 vs. Northwest Christian 1/20/89

Most Free Throws Made - 39	vs. Lewis & Clark (39-47) 1/8/71
Most Free Throws Att. - 50	vs. Northwest Nazarene (30-50) 2/14/70 vs. Western Oregon (38-50) 2/15/86
Best Free Throw Pct. - 1.000	vs. Warner Pacific (6-6) 2/12/77
Best Free Throw Pct. (with miss) - .923	vs. Northwest Nazarene (36-39) 2/9/76
Most Rebounds - 104	vs. Columbia Christian 1/8/74
Most Assists - 41	vs. Northwest 1/23/87
Most Turnovers - 48	vs. Whitman 12/19/72
Most Personal Fouls - 39	vs. Northwest Nazarene 2/4/71
Most Steals - 31	vs. Dominican 1/2/88
Most Blocked Shots - 17	vs. Northwest 11/24/89

TEAM SEASON RECORDS

Most Wins	29 (29-5)	1989-90
Best Winning Pct.	.853 (29-5)	1989-90
Most Losses	23 (3-23)	1969-70
Least Losses	5 (29-5)	1989-90
Least Wins	3 (3-23)	1969-70
Lowest Winning Pct.	.115 (3-23)	1969-70
Most Points	3172	1986-87
Least Points	1816	1968-69
Most Points Against	2698	1987-88
Least Points Against	1964	1971-72
Highest Scoring Average	96.1	1986-87
Lowest Scoring Average	66.9	1965-66
Highest Scoring Average Against	89.0	1969-70
Lowest Scoring Average Against	66.6	1965-66
Highest Scoring Margin	20.4	1986-87
Most Field Goals Made	1258	1986-87
Most Field Goals Att.	2263	1986-87
Best Field Goal Pct.	.556	1986-87
Most 3-Point Goals	182	1989-90
Most 3-Point Att.	465	1989-90
Best 3-Point Pct.	.416	1987-88
Most Free Throws Made	644	1989-90
Most Free Throws Att.	909	1989-90
Best Free Throw Pct.	.775	1983-84
Most Rebounds	1557	1989-90
Best Rebound Average	46.80	1973-74
Best Rebound Margin	6.3	1981-82
Most Assists	834	1986-87
Best Assist Average	25.27	1986-87
Most Blocked Shots	268	1989-90
Best Blocked Shots Average	7.88	1989-90
Most Turnovers	596	1985-86
Most Steals	483	1986-87
Best Steal Average	14.64	1986-87
Most Personal Fouls	704	1984-85
Longest Winning String	15 (games 8 thru 22)	1986-87
Longest Loss String	18 (games 8 thru 25)	1969-70

MILLER GYM RECORDS

INDIVIDUAL

Most Points - 42	Hille van der Kooy (GFC) vs. Eastern Oregon 12/5/80
Most Field Goals - 20	Mark Wickman (Linfield) vs. GFC 1/2/78
Most Field Goals Att. - 29	Vinne Forks (SOSC) vs. Concordia 12/21/79
Best Field Goal Pct. - 1.000 (10-10)	J. R. Smith (GFC) vs. Columbia Christian 1/29/82
Most Free Throws - 16	Kenny Stone (GFC) vs. College of Idaho 11/28/87
Most Free Throws Att. - 19	Kenny Stone (GFC) vs. College of Idaho 11/28/87
Best Free Throw Pct. - 1.000 (12-12)	Paul Cozens (GFC) vs. Warner Pacific 1/21/78
Most Rebounds - 23	Hille van der Kooy (GFC) vs. Eastern Oregon 12/5/80 Eric Swanson (GFC) vs. Northwest Nazarene 2/5/88
Most Assists - 17	Brian Martin (GFC) vs. Concordia 2/20/90
Most Steals - 9	Jeff Rust (Western Baptist) vs. Warner Pacific 3/5/82 Toby Long (GFC) vs. Northwest 1/23/87
Most Blocks - 12	Dave Wilson (GFC) vs. Pacific 11/17/89

TEAM

Most Points - 143	GFC (vs. Northwest) 1/23/87
Most Field Goals - 57	GFC (vs. Northwest) 1/23/87
Most Field Goals Att. - 93	Northwest Nazarene (vs. Warner Pacific) 12/2/77
Best Field Goal Pct. - .714 (40-56)	GFC (vs. Columbia Christian) 1/29/82
Most Free Throws - 42	Concordia (vs. SOSC) 12/21/79
Most Free Throws Att. - 52	Concordia (vs. Warner Pacific) 12/6/81
Best Free Throw Pct. - 1.000 (13-13)	Judson Baptist (vs. Concordia) 3/5/82
Most Rebounds - 71	GFC (vs. Warner Pacific) 2/17/90
Most Assists - 41	GFC (vs. Northwest) 1/23/87
Most Steals - 28	GFC (vs. Northwest) 1/23/87
Most Blocks - 15	GFC (vs. Willamette) 12/2/88 GFC (vs. Pacific) 11/17/89

BRUIN TOP TEN

(NAIA Competition)

CAREER SCORING

Name	Years Played	Games	Total	Average
Paul Cozens	1974-78	113	2187	19.35
Dan Newman	1980-82; 1986-88	120	2113	17.61
Kenny Stone	1983-87	126	2050	16.27
Randy Dunn	1981-84	88	1744	19.82
Mike Royer	1978-82	114	1367	12.00
Dave Adrian	1975-78; 1979-80	103	1307	12.69
Gordy Loewen	1968-72	100	1300	13.00
Gary Chenault	1976-79	86	1187	13.80
Hille van der Kooy	1979-81	57	1170	20.52
Sammy Ibarra	1970-73	84	1140	13.57
Dave Wilson	1987-90	67	971	14.49

(Player to watch)

CAREER REBOUNDED

Paul Cozens	1974-78	113	1147	10.15
Kenny Stone	1983-87	126	1116	8.86
Dave Alteneder	1965-69	104	1013	9.74
Randy Dunn	1981-84	88	994	11.30
Gordy Loewen	1968-72	100	968	9.68
Curtis Kimbrough	1983-87	116	797	6.87
Ray Willis	1972-75	91	771	8.47
Gary Blackmar	1965-68	76	740	9.74
Hille van der Kooy	1979-81	57	660	11.58
Eric Swanson	1986-88	66	649	9.83
Dave Wilson	1987-90	67	487	7.27

(Player to watch)

CAREER ASSISTS

Al Vasey	1982-86	118	520	4.41
Mike Royer	1978-82	114	509	4.46
Curtis Kimbrough	1983-87	116	501	4.32
Brent Peterson	1985-89	113	462	3.98
Phil Barnhart	1977-81	111	428	3.79
Tom Hewitt	1973-77	111	404	3.64
Dave Adrian	1975-78; 1979-80	103	376	3.65
Eddie Fields	1970-73	83	325	3.92
Kenny Stone	1984-87	126	316	2.51
Ray Willis	1972-75	91	304	3.34
Brian Martin	1989-90	34	274	8.06

(Player to watch)

CAREER FIELD GOAL ACCURACY

(Minimum two years)

Dave Wilson *	1987-90	374/600	.623
Eric Swanson	1986-88	431/736	.586
Kenny Stone	1983-87	794/1388	.572
Toby Long	1985-87	346/607	.570
liley Thompson	1982-84	188/336	.560
Paul Cozens	1974-78	895/1620	.552
Randy Dunn	1981-84	697/1265	.551
Mike Redmond	1985-87	250/455	.549
Dave Mauermann	1981-83	245/447	.548
Eric Smith	1980-82	122/224	.545
Brent Peterson	1985-89	372/697	.534

* Current team member

CAREER FREE THROW ACCURACY

(Minimum two years)

Gary Chenault	1976-79	195/224	870
Dave Morgan	1970-72	84/98	857
Paul Cozens	1974-78	397/470	845
Al Vasey	1982-86	126/151	834
Eric Lautenbach	1984-88	146/177	825
Dan Newman	1980-82; 1986-88	380/462	822
Jim McNelly	1965-67	82/100	820
Randy Dunn	1981-84	350/441	794
Larry Jury	1983-84	231/299	773
Greg Bolt	1983-85	146/189	772

CAREER STEALS

<i>Name</i>	<i>Years Played</i>	<i>Games</i>	<i>Total</i>	<i>Average</i>
Curtis Kimbrough	1983-87	116	341	2.94
Kenny Stone	1983-87	126	252	2.00
Brent Peterson	1985-89	116	214	1.84
Les Harrison	1984-86	61	178	2.92
Gary Chenault	1976-79	86	161	1.87

CAREER BLOCKS

Kenny Stone	1983-87	126	430	3.41
Dave Wilson*	1987-90	67	336	5.01
Hille van der Kooy	1979-81	57	121	2.12
Curtis Kimbrough	1983-87	116	74	0.63
Rich Schlachter	1986-90	103	74	.72

SEASON SCORING

<i>Name</i>	<i>Year</i>	<i>Total</i>
Paul Cozens	1977-78	692
Dave Wilson*	1989-90	656
Eric Swanson	1987-88	654
Randy Dunn	1982-83	614
Hille van der Kooy	1979-80	598
Kenny Stone	1985-86	592
Dan Newman	1987-88	591
Randy Dunn	1981-82	581
Kenny Stone	1986-87	576
Hille van der Kooy	1980-81	572
Rob Wunder	1973-74	567

SEASON REBOUNDING

Randy Dunn	1981-82	422
Eric Swanson	1987-88	397
Paul Cozens	1977-78	370
Randy Dunn	1982-83	343
Hille van der Kooy	1979-80	333
Hille van der Kooy	1980-81	327
Kenny Stone	1985-86	318
Kenny Stone	1986-87	309
Paul Cozens	1976-77	305
Dave Alteneder	1965-66	297

SEASON ASSISTS

Brian Martin*	1989-90	274
Mike Royer	1981-82	178
Tom Hewitt	1976-77	177
Phil Barnhart	1979-80	172
Al Vasey	1983-84	172
Jeff Bieker	1981-82	168
Curtis Kimbrough	1985-86	163
Jeff Richards	1988-89	160

* Current team member

Curtis Kimbrough	1986-87	156
Brent Peterson	1986-87	156
Mark Vernon	1976-77	155

SEASON SCORING AVERAGE

Paul Cozens	1977-78	23.9
Randy Dunn	1982-83	21.2
Randy Dunn	1983-84	21.1
Dan Newman	1987-88	21.1
Hille van der Kooy	1979-80	20.6
Hille van der Kooy	1980-81	20.4
Tim Hardie	1976-77	20.1
Eric Swanson	1987-88	19.8
Kenny Stone	1985-86	19.7
Paul Cozens	1975-76	19.6

SEASON REBOUNDING AVERAGE

Randy Dunn	1981-82	12.79
Paul Cozens	1977-78	12.75
Tom Ackerman	1968-69	12.73
Eric Swanson	1987-88	12.03
Randy Dunn	1982-83	11.83
Gary Blackmar	1966-67	11.80
Hille van der Kooy	1980-81	11.70
Hille van der Kooy	1979-80	11.50
Dave Alteneder	1967-68	10.80
Dave Alteneder	1965-66	10.60
Kenny Stone	1985-86	10.60

SEASON STEALS

Name	Years Played	Games	Total	Average
Curtis Kimbrough	1986-87	33	110	3.33
Curtis Kimbrough	1985-86	31	108	3.48
Curtis Kimbrough	1984-85	34	104	3.06
Les Harrison	1984-85	34	90	2.65
Les Harrison	1985-86	27	88	3.26

SEASON BLOCKS

Dave Wilson*	1987-88	33	170	5.15
Dave Wilson*	1989-90	34	166	4.88
Kenny Stone	1984-85	34	123	3.62
Kenny Stone	1986-87	33	122	3.70
Kenny Stone	1985-86	30	112	3.73
Kenny Stone	1983-84	29	73	2.52

GAME SCORING

Hille van der Kooy	12/5/80 (Eastern Oregon)	42
Paul Cozens	1/21/78 (Warner Pacific)	38
Hille van der Kooy	2/21/81 (Warner Pacific)	38
Paul Cozens	2/19/75 (Southern Oregon)	37
Tom Hewitt	1/25/77 (Alaska - Anchorage)	36
Eric Swanson	2/27/88 (Eastern Oregon)	36
Paul Cozens	12/30/75 (Linfield)	35
Paul Cozens	2/11/78 (College of Idaho)	34
Hille van der Kooy	2/5/80 (Lewis & Clark)	34
Tim Hardie	12/8/76 (Linfield)	34
Rob Wunder	1/6/73 (Macalester)	34
Gordy Loewen	3/1/69 (Eastern Oregon)	34
Randy Dunn	2/19/83 (Seattle Pacific)	34
Randy Dunn	1/6/84 (Linfield)	34
Kenny Stone	11/25/85 (U. Puget Sound)	34
* Current Team Member		

GAME REBOUNDING

Gordy Loewen	2/11/71 (Warner Pacific)	25
Hille van der Kooy	12/5/80 (Eastern Oregon)	23
Randy Dunn	2/18/84 (NW Nazarene)	23
Eric Swanson	2/5/88 Northwest Nazarene)	23
Gordy Loewen	2/22/69 (Southern Oregon)	22
Kenny Stone	1/24/87 (Eastern Oregon)	21
Hille van der Kooy	12/14/79 (Linfield)	20
Paul Cozens	12/3/76 (Lewis & Clark)	20
Gordy Loewen	12/13/71 (Alaska – Methodist)	20
Gordy Loewen	12/5/70 (Eastern Oregon)	20
Gordy Loewen	1/3/71 (Alaska Methodist)	20
Gordy Loewen	1/4/71 (Alaska Methodist)	20
Dave Alteneder	2/5/66 (Oregon Tech)	20

GAME ASSISTS

Brian Martin *	2/20/90 Concordia)	17
Mike Royer	1/18/82 (Eastern Oregon)	14
Les Harrison	3/1/86 (Warner Pacific)	14
Brian Martin *	12/9/90 (Willamette)	13
Tom Hewitt	2/7/76 (Lewis & Clark)	13
Jeff Bieker	2/19/82 (College of Idaho)	13
Mark Vernon	12/8/76 (Linfield)	12
Mike Royer	2/21/81 (Warner Pacific)	12
Curtis Kimbrough	1/12/87 (Warner Pacific)	12
Brent Peterson	1/9/87 (Columbia Christian)	12
Jeff Richards	1/14/89 (Northwest Christian)	12
Brian Martin *	12/8/89 (Puget Sound)	12
Brian Martin *	12/16/89 (Pt. Loma)	12
Brian Martin *	1/12/90 (Northwest Nazarene)	12
Brian Martin *	1/26/90 (Concordia)	12

GAME STEALS

Curtis Kimbrough	12/19/84 (U.C.-San Diego)	11
Jeff Richards	1/2/88 (Dominican)	11
Toby Long	1/23/87 (Northwest)	9
Curtis Kimbrough	12/14/85 (Concordia)	8
Les Harrison	1/11/86 (Columbia Christian)	8

GAME BLOCKS

Dave Wilson *	2/9/88 (Concordia)	12
Dave Wilson *	11/17/89 (Pacific)	12
Dave Wilson *	3/10/88 (Concordia)	11
Dave Wilson *	1/2/88 (Dominican)	11
Dave Wilson *	12/2/87 (Willamette)	10
Dave Wilson *	11/25/89 (Seattle Pacific)	10

GAME TRIPLE DOUBLES

Name	Game	Points	Rebounds	Assists	Blocks
Dave Adrian	2/11/78 (College of Idaho)	10	10	10	
Kenny Stone	1/17/87 (Northwest Nazarene)	21	11	10	
Curtis Kimbrough	1/23/87 (Northwest College)	12	10	10	
Dave Wilson *	1/2/88 (Dominican)	14	11		11
Dave Wilson *	2/9/88 (Concordia)	20	10		12
Dave Wilson *	3/10/88 (Concordia)	18	11		11
Jeff Richards	1/14/89 (NW Christian)	15	10	12	

* Current Team Member

YEAR-BY-YEAR LEADERS

SCORING

<i>Year</i>	<i>Name</i>	<i>Total</i>	<i>Games</i>	<i>Average</i>
1965-66	Gary Blackmar	303	28	10.82
1966-67	Gary Blackmar	410	26	15.77
1967-68	Gary Blackmar	321	23	13.95
1968-69	Gordy Loewen	437	26	16.81
1969-70	Gordy Loewen	368	22	16.72
1970-71	Sammy Ibarra	408	28	14.57
1971-72	Gary Berg	378	25	15.12
1972-73	Sammy Ibarra	442	31	14.26
1973-74	Rob Wunder	567	30	18.90
1974-75	Paul Cozens	441	28	15.57
1975-76	Paul Cozens	530	27	19.62
1976-77	Tim Hardie	562	28	20.07
1977-78	Paul Cozens	692	29	23.86
1978-79	Gary Chenault	491	29	16.90
1979-80	Hille van der Kooy	598	29	20.60
1980-81	Hille van der Kooy	572	28	20.43
1981-82	Randy Dunn	581	33	17.61
1982-83	Randy Dunn	614	29	21.17
1983-84	Randy Dunn	541	25	21.64
1984-85	Kenny Stone	586	34	17.24
1985-86	Kenny Stone	592	30	19.73
1986-87	Kenny Stone	576	33	17.45
1987-88	Dan Newman	591	28	21.12
1988-89	Pat Casey	520	29	17.93
1989-90	Dave Wilson	656	34	19.30

REBOUNDING

<i>Year</i>	<i>Name</i>	<i>Total</i>	<i>Games</i>	<i>Average</i>
1965-66	Dave Alteneder	297	28	10.61
1966-67	Gary Blackmar	295	25	11.80
1967-68	Dave Alteneder	282	26	10.84
1968-69	Tom Ackerman	242	19	12.73
1969-70	Gordy Loewen	231	22	10.50
1970-71	Gordy Loewen	275	28	9.82
1971-72	Gordy Loewen	240	25	9.60
1972-73	Rob Wunder	265	31	8.55
1973-74	Ray Willis	289	30	9.63
1974-75	Ray Willis	277	30	9.23
1975-76	Paul Cozens	280	27	10.37
1976-77	Paul Cozens	305	29	10.51
1977-78	Paul Cozens	370	29	12.75
1978-79	Mike Peregrin	184	29	6.34
1979-80	Hille van der Kooy	333	29	11.50
1980-81	Hille van der Kooy	327	28	11.69
1981-82	Randy Dunn	422	33	12.79
1982-83	Randy Dunn	343	29	11.83
1983-84	Randy Dunn	226	25	9.04
1984-85	Kenny Stone	285	34	8.38
1985-86	Kenny Stone	318	30	10.60
1986-87	Kenny Stone	309	33	9.36
1987-88	Eric Swanson	397	33	12.03
1988-89	Rich Schlachter	208	30	6.93
1989-90	Dave Wilson	294	34	8.6

ASSISTS

<i>Year</i>	<i>Name</i>	<i>Total</i>	<i>Games</i>	<i>Average</i>
1965-70	No record			
1970-71	Ed Fields	120	27	4.44
1971-72	Ed Fields	71	25	2.84
1972-73	Ed Fields	103	31	3.32
1973-74	Ray Willis	122	30	4.06
1974-75	Ray Willis	128	30	4.26
1975-76	Tom Hewitt	138	27	5.11

1976-77	Tom Hewitt	177	29	6 10
1977-78	Dave Adrian	114	29	3 93
1978-79	Tim Adrian	96	29	3 31
1979-80	Phil Barnhart	172	30	5 92
1980-81	Mike Royer	136	28	4 86
1981-82	Mike Royer	178	33	5 39
1982-83	Al Vasey	135	31	4 35
1983-84	Al Vasey	167	28	5 96
1984-85	Les Harrison	154	34	4 53
1985-86	Curtis Kimbrough	163	31	5 26
1986-87	Curtis Kimbrough	156	33	4 73
	Brent Peterson	156	33	4 73
1987-88	Dan Newman	149	28	5 32
1988-89	Jeff Richards	160	30	5 33
1989-90	Brian Martin	247	34	8 10

VALUE POINT SYSTEM

The Value Point System measures a player's overall effectiveness. It is computed by adding the points scored, plus rebounds, plus twice the number of assists, plus twice the number of steals. That figure is divided by the number received from adding twice the number of missed field goals, plus foul shots missed, plus twice the number of turnovers, plus twice the number of fouls.

CAREER

Paul Cozens	1974-78	1 75
Eric Swanson	1986-88	1 67
Mark Vernon	1975-77	1 63
Randy Dunn	1981-83	1 62
Al Vasey	1982-86	1 60
Curtis Kimbrough	1983-87	1 55
Ed Fields	1970-73	1 50
Brent Peterson	1985-88	1 48
Kenny Stone	1983-87	1 42
Tim Hardie	1975-77	1 38

SEASON

Paul Cozens	1977-78	1.95
Curtis Kimbrough	1986-87	1.92
Al Vasey	1984-85	1.81
Eric Swanson	1987-88	1.78
Mark Vernon	1976-77	1.77
Paul Cozens	1976-77	1.76
Al Vasey	1983-84	1.76
Randy Dunn	1982-83	1.69
Brent Peterson	1986-87	1.67
Ed Fields	1970-71	1.66

HONORED BRUINS

Gordy Loewen	NAIA Dist. 2 All-Star 1968-69; 69-70; 70-71
David Morgan	NAIA Dist. 2 Honorable Mention 1970-71
Sammy Ibarra	NAIA Dist. 2 Second Team 1972-73
Craig Taylor	NAIA Dist. 2 Honorable Mention 1972-73
Rob Wunder	NAIA Dist. 2 Honorable Mention 1972-73
	NAIA Dist. 2 First Team 1973-74
	All-Northwest First Team 1973-74
	UPI West Coast Honorable Mention 1973-74
Ray Willis	NAIA Dist. 2 Honorable Mention 1973-74; 74-75
Bob Wright	NAIA Dist. 2 Honorable Mention 1973-74
Tim Hardie	NAIA Dist. 2 All-Star 1976-77
Paul Cozens	NAIA Dist. 2 First Team 1974-75; 75-76; 76-77; 77-78
	All-Northwest First Team 1975-76; 77-78
	All-Northwest Second Team 1976-77
	NAIA All-American Third Team 1976-77
	NAIA All-American Second Team 1977-78
	First GFC player to have jersey retired 1977-78
	UPI West Coast Honorable Mention 1977-78
	NBA Ninth Round Draft Choice (Portland Trail Blazers) 1978
Gary Chenault	NAIA Dist. 2 Second Team 1978-79
	All-Northwest Honorable Mention 1978-79
Jeff Loe	NAIA Dist. 2 Honorable Mention 1979-80
Hille van	NAIA Dist. 2 First Team 1979-80
der Kooy	NAIA Dist. 2 First Team 1980-81
Mike Royer	NAIA Dist. 2 Honorable Mention 1981-82
Randy Dunn	NAIA Dist. 2 First Team 1981-82; 82-83; 83-84
	All-Northwest First Team 1983-84
	All-Northwest Second Team 1981-82; 82-83
	NAIA All-American Honorable Mention 1982-83; 83-84
	NCCAA Region 7 Most Valuable 1982-83; 83-84
	NCCAA All-American 1983-84
	NAIA Dist. 2 Basketball Player of the Year 1983-84
	NAIA Dist. 2 Athlete of the Year 1983-84
	Second GFC player to have jersey retired 1983-84
	Tenth Round NBA Draft Choice (Portland Trail Blazers) 1984
Larry Jury	NAIA District 2 First Team 1984-85
	NCCAA Region 8 First Team 1984-85
Curtis Kimbrough	NAIA District 2 Honorable Mention 1984-85; 85-86; 86-87
Toby Long	NAIA District 2 Honorable Mention 1985-86; 86-87
	All-Northwest Honorable Mention 1985-86; 86-87
	NAIA National Academic All-American 1986-87
Kenny Stone	NAIA All-American Third Team 1985-86; 86-87
	NAIA District 2 Basketball Player of the Year 1985-86; 86-87
	NAIA District 2 First Team 1984-85
	All-Northwest Top Player 1985-86
	All-Northwest First Team 1986-87
	All-Northwest Second Team 1984-85

	NCCAA National All-American	1984-85, 85-86, 86-87
	NCCAA Region 8 Player of the Year	1984-85, 85-86, 86-87
	Seventh Round NBA Draft Choice (Portland Trail Blazers)	1986-87
Dan Newman	NAIA District 2 First Team	1981-82, 86-87, 87-88
	All Northwest Third Team	1986-87, 87-88
	NCCAA Region 8 First Team	1986-87, 87-88
Eric Swanson	NAIA District 2 First Team	1987-88
	NCCAA Region 8 First Team	1987-88
	All-Northwest Honorable Mention	1987-88
Pat Casey	NAIA District 2 First Team	1988-89
Dave Wilson	NAIA District 2 Most Valuable Player	1989-90
	NAIA National Honorable Mention	1989-90
	All-Northwest Most Valuable Player	1989-90

MOST VALUABLE PLAYERS

1968-69	Gordy Loewen	1980-81	Hille van der Kooy
1969-70	Gordy Loewen	1981-82	Randy Dunn
1970-71	Gordy Loewen	1982-83	Randy Dunn
1971-72	Gary Berg	1983-84	Randy Dunn
1972-73	Rob Wunder	1984-85	Kenny Stone
1973-74	Rob Wunder	1985-86	Kenny Stone
1974-75	Ray Willis	1986-87	Kenny Stone
1975-76	Paul Cozens	1987-88	Eric Swanson
1976-77	Paul Cozens		Dan Newman
1977-78	Paul Cozens	1988-89	Pat Casey
1978-79	Gary Chenault		Jeff Richards
1979-80	Hille van der Kooy	1989-90	Dave Wilson
	Jeff Loe		



Kenny
Stone

COACHES' RECORDS

Season	Coach	Win / Loss	Percentage
1965-66	Terry Haskell	9-19	.321
1966-67	Terry Haskell	7-18	.240
1967-68	Terry Haskell	6-20	.231
1968-69	Dave Berg	4-22	.154
1969-70	Dave Berg	3-23	.115
1970-71	Lorin Miller	15-13	.533
1971-72	Lorin Miller	13-12	.520
1972-73	Lorin Miller	16-15	.516
1973-74	Lorin Miller	19-11	.633
1974-75	Lorin Miller	17-13	.567
1975-76	Lorin Miller	19-8	.704
1976-77	Sam Willard	20-9	.690
1977-78	Sam Willard	15-14	.517
1978-79	Sam Willard	9-20	.310
1979-80	Sam Willard	18-12	.600
1980-81	Sam Willard	15-13	.536
1981-82	Sam Willard	12-21	.364
1982-83	Mark Vernon	15-16	.484
1983-84	Mark Vernon	17-12	.586
1984-85	Mark Vernon	27-7	.794
1985-86	Mark Vernon	21-10	.677
1986-87	Mark Vernon	27-6	.818
1987-88	Mark Vernon	17-16	.515
1988-89	Mark Vernon	19-12	.613
1989-90	Mark Vernon	29-5	.853
		390-347	.529

CAREER RECORDS

Coach	Seasons	Years	Win / Loss	Percentage
Terry Haskell	3	1965-68	22-57	.278
Dave Berg	2	1968-70	7-45	.129
Lorin Miller	6	1970-76	99-72	.579
Sam Willard	6	1976-82	89-89	.500
Mark Vernon	8	1982-90	172-84	.671



Lorin Miller (top left)
Sam Willard (top right)
Mark Vernon (right)



BRUIN SEASON SCORES

• = Away Game

GFC Opponent

1965-66

59	Lewis and Clark •	100
88	Eastern Oregon •	103
55	Oregon College of Ed. •	67
84	Alaska Methodist •	87
82	Alaska Methodist •	78
55	Alaska - Fairbanks •	73
58	Alaska - Fairbanks •	68
60	Alaska - Fairbanks •	87
65	Oregon Tech	69
69	Oregon Tech	90
79	Warner Pacific •	68
93	Warner Pacific	67
76	Oregon College of Ed.	84
66	Southern Oregon •	89*
62	Southern Oregon •	75*
87	Oregon College of Ed •	101
63	Eastern Oregon	68
51	Eastern Oregon	60
77	Oregon Tech •	69
57	Oregon Tech •	50
49	Cascade	66
53	Cascade •	79
62	Oregon College of Ed.	66
72	Southern Oregon	67
56	Southern Oregon	55
63	Oregon College of Ed. •	79
59	Eastern Oregon •	97
75	Eastern Oregon •	79

H: 3-7 •A: 6-12

SEASON: 9-19

*Won by forfeit

1966-67

64	Pacific University •	65
63	Southern Oregon •	68
58	Oregon College of Ed. •	85
91	Alaska Methodist	68
98	Alaska Methodist	75
76	Oregon Tech •	88
74	Oregon Tech •	81
79	Warner Pacific	68
91	Warner Pacific •	88
70	Oregon College of Ed •	109
86	Southern Oregon	90
70	Southern Oregon	68
50	Oregon College of Ed.	70
73	Eastern Oregon •	96
69	Eastern Oregon •	89
47	Oregon Tech	82
74	Oregon Tech	61
67	Cascade •	66
69	Cascade	75
75	Oregon College of Ed •	107
63	Southern Oregon •	94
81	Southern Oregon •	113
64	Oregon College of Ed.	79
92	Eastern Oregon	112
100	Eastern Oregon	112

H: 5-7 •A: 2-11

SEASON: 7-18

1967-68

73	Willamette University •	123
60	Lewis and Clark •	90
83	Eastern Oregon •	90
106	Alaska Methodist	75
76	Pacific University •	104
59	Pacific University	83
63	Oregon Tech	85
72	Oregon Tech	68
68	Oregon College of Ed.	73
84	Mt. Angel •	59

GFC Opponent

74	Mt. Angel	54
67	Southern Oregon •	102
66	Southern Oregon •	106
74	Oregon College of Ed •	82
69	Eastern Oregon •	72
73	Eastern Oregon •	96
65	Oregon Tech •	80
80	Oregon Tech •	55
73	Oregon College of Ed	93
76	Cascade	67
71	Cascade •	73
64	Southern Oregon	87
88	Southern Oregon	92
74	Oregon College of Ed •	104
66	Eastern Oregon	82
68	Eastern Oregon	80

H: 4-8 •A: 2-12

SEASON: 6-20

1968-69

61	Pacific University •	84
72	Oregon College of Ed •	101
55	Oregon Tech •	82
62	Pacific University	56
59	Pacific University •	82
61	Alaska Methodist •	76
85	Alaska Methodist •	88
83	Alaska Methodist •	73
91	Oregon Tech •	86
94	Oregon Tech •	104
72	Oregon College of Ed •	118
54	Northwest Nazarene •	82
69	Northwest Nazarene •	77
83	Southern Oregon •	111
97	Southern Oregon •	101
63	Eastern Oregon •	88
89	Eastern Oregon •	84
72	Oregon College of Ed	76
72	Oregon Tech	101
66	Oregon Tech	88
80	Oregon College of Ed •	100
55	Southern Oregon	57
64	Southern Oregon	94
71	Oregon College of Ed	79
69	Eastern Oregon	83
78	Eastern Oregon	92

H: 1-8 •A: 3-14

SEASON: 4-22

1969-70

53	Willamette University •	72
83	Oregon Tech •	89
74	College of Idaho •	100
85	Alaska Methodist	95
92	Warner Pacific •	90
69	Pacific University	72
95	Oregon Tech	84
65	Oregon Tech	95
90	Oregon College of Ed •	104
50	Lewis and Clark •	112
68	Southern Oregon •	86
52	Southern Oregon •	68
52	Oregon College of Ed.	66
80	Eastern Oregon	98
57	Eastern Oregon	89
71	Oregon College of Ed. •	87
75	Oregon Tech •	86
60	Oregon Tech •	95
81	Pacific University •	91
66	Northwest Nazarene	88
58	Northwest Nazarene	72
83	Oregon College of Ed.	119
67	Southern Oregon	94

GFC	Opponent
71 Southern Oregon	90
76 Eastern Oregon •	98
81 Eastern Oregon •	75
H: 1-11 •A: 2-12	
SEASON: 3-23	

1970-71

68 Lewis and Clark •	83
60 Willamette University •	85
66 Eastern Oregon •	64
69 Pacific University •	83
81 Montana Tech	59
76 LaVerne	74
59 Fresno Pacific •	65
65 Fresno Pacific •	84
82 Alaska Methodist •	74
72 Alaska Methodist •	63
94 Alaska Methodist •	67
95 Lewis and Clark	85
82 Victoria	60
73 Victoria	67
80 Western Baptist •	100
102 Oregon Tech	67
91 Oregon Tech	71
94 Oregon College of Ed.	72
63 Claremont	67
66 Northwest Nazarene •	81
78 Warner Pacific •	67
71 Warner Pacific	77
82 Northwest	44
81 Western Baptist	71
65 Oregon College of Ed. •	83
76 Northwest Nazarene	82
65 Northwest Nazarene	78
NAIA District 2 Playoffs:	
69 Willamette University •	103
H: 10-4 •A: 5-9	
SEASON: 15-13	

1971-72

74 Whitman •	70
88 Whitman •	85
78 Western Baptist	58
93 Alaska Methodist	84
86 Alaska Methodist	60
70 Eastern Oregon	75
75 Azusa Pacific	81
53 Simon Fraser •	60
70 Alaska Methodist •	69
84 Linfield	80
87 Linfield •	110
77 Western Montana	84
77 Western Montana	98
83 Oregon Tech •	114
87 Southern Oregon •	92
80 Lewis-Clark St.	72
82 Warner Pacific •	77
91 Eastern Oregon •	83
66 Lewis-Clark St. •	76
76 Northwest Nazarene •	95
92 Western Baptist •	61
63 Warner Pacific	70
88 Great Falls	80
72 Northwest Nazarene	61
NAIA District 2 Playoffs:	
60 Willamette University •	69
H: 7-5 •A: 6-7	
SEASON: 13-12	

1972-73

74 Linfield •	73
79 Lewis and Clark •	73
74 Willamette University •	77
84 Pacific University	94
86 Pacific University •	91
55 Willamette University	54
45 Willamette University •	68

GFC	Opponent
82 Eastern Oregon	71
68 Linfield	76
66 Linfield •	77
60 Whitman	64
80 Whitman	60
77 Pasadena •	85
67 Southern California •	68
81 Macalester •	90
60 Victoria •	62
65 Victoria •	54
51 Western Baptist	43
63 Oregon Tech	61
65 Southern Oregon	68
74 Eastern Oregon •	96
72 Lewis-Clark St.	52
78 Western Baptist •	63
84 Northwest Nazarene	72
67 Warner Pacific •	58
62 Lewis-Clark St. •	57
60 Northwest Nazarene •	73
74 Warner Pacific	63
NAIA District 2 Playoffs:	
95 Linfield •	88
68 Pacific University •	67
NAIA Nationals:	
62 Defiance, Ohio •	82
H: 8-4 •A: 8-11	
SEASON: 16-15	

1973-74

49 Willamette University •	43
63 Lewis and Clark •	80
55 Pacific University •	57
88 Columbia Christian •	58
81 Willamette University	59
63 Willamette University •	64
88 Linfield •	86
67 Pacific University •	69
71 Eastern Oregon	64
72 Southern Oregon	53
91 Linfield	94
81 Pacific University	57
65 Puget Sound •	81
109 Columbia Christian	45
67 Warner Pacific •	72
66 Southern Oregon •	69
78 Oregon Tech •	90
88 Lewis-Clark St.	81
73 Northwest Nazarene •	63
95 Eastern Oregon •	94
72 Alaska - Fairbanks	69
91 Western Baptist •	67
70 Lewis-Clark St. •	67
63 Whitworth •	62
107 Warner Pacific	71
66 Whitworth	68
90 Northwest Nazarene	74
84 Western Baptist	71
NAIA District 2 Playoffs:	
92 Pacific University •	72
54 Oregon Tech •	55
H: 10-2 •A: 9-9	
SEASON: 19-11	

1974-75

95 Linfield •	65
71 Oregon College of Ed. •	74
70 Lewis and Clark •	75
92 Linfield •	79
106 Eastern Oregon	76
95 Willamette University	68
63 Whitworth	62
91 Linfield	63
89 Pacific University	70
93 Western Baptist	57
64 Pacific University •	69
48 Oregon Tech	67

GFC	Opponent
74	Puget Sound • 86
90	Southern Oregon 70
82	Willamette University • . 92
86	Lewis-Clark St. 74
84	Warner Pacific 77
75	Alaska - Fairbanks • . . . 83
78	Alaska - Fairbanks • . . . 82
87	Eastern Oregon • 75
72	Northwest Nazarene • . . 76
72	Redlands 62
73	Lewis-Clark St. • 84
59	Whitworth • 64
96	Northwest Nazarene . . . 70
72	Oregon Tech • 74
90	Southern Oregon • 84
98	Warner Pacific • 76
86	Western Baptist • 55

NAIA District 2 Playoffs:
56 Oregon Tech • 72
H: 11-1 •A: 6-12
SEASON: 17-13

1975-76

62	Pacific University • 68
82	Southern Oregon • 69
87	Warner Pacific • 80
89	Eastern Oregon • 59
72	Western Washington • . . . 60
94	Pacific University • 74
78	Eastern Oregon 65
71	Pacific University • 84
91	Western Baptist 79
123	Linfield • 116
87	Linfield 89
102	Pacific University 85
72	Whitman 67
76	Alaska - Anchorage 67
75	Western Baptist • 59
87	Lewis-Clark St. • 101
95	Simon Fraser 77
81	College of Idaho 68
61	Warner Pacific 59
92	Alaska - Fairbanks 74
82	Simon Fraser • 89
97	Lewis-Clark St. 69
86	Northwest Nazarene 71
65	College of Idaho • 63
62	Northwest Nazarene • . . . 64
82	Warner Pacific • 86
88	Whitman • 100

H: 11-1 •A: 8-7
SEASON: 19-8

1976-77

75	Lewis and Clark • 86
86	Oregon College of Ed. • . . 80
101	Linfield • 90
91	Linfield 84
88	Eastern Oregon 71
88	Pacific University 77
106	Pacific University • 94
90	Western Baptist 73
93	Linfield • 80
89	Willamette University • . . 75
100	Whitman • 95
78	Eastern Oregon • 62
72	St. Martins 81
91	Northwest Nazarene • . . . 87
80	College of Idaho • 78
87	Willamette University . . . 90
73	Alaska - Anchorage • . . . 75
87	Alaska - Anchorage • . . . 85
81	Warner Pacific 59
91	Western Baptist • 70
95	Lewis-Clark St. 79
92	Willamette University • . . 94
76	Warner Pacific • 62
77	Lewis-Clark St. • 101

GFC	Opponent
97	Whitman 92
68	Puget Sound • 89
99	Northwest Nazarene 85
65	St. Martins • 76
NAIA District 2 Playoffs:	
79	Hawaii - Hilo • 85
H: 8-2 •A: 12-7	
SEASON: 20-9	

1977-78

103	Pacific University 88
95	Linfield 93
81	Hawaii-Hilo 87
79	Pacific University • 85
87	Linfield • 99
82	Willamette University • . . 72
104	Eastern Oregon 74
88	Eastern Oregon • 92
74	Seattle Pacific • 79
83	Western Baptist • 80
100	Linfield 107
75	St. Martins 82
74	Oregon College of Ed. • . . 77
87	Western Baptist 82
81	Portland State • 124
80	Seattle Pacific • 75
106	Pacific University 98
87	Warner Pacific • 69
67	Puget Sound • 91
72	Alaska - Fairbanks 66
83	Western Baptist • 75
69	Warner Pacific 64
84	Willamette University . . . 78
67	Northwest Nazarene • . . . 70
86	College of Idaho • 82
86	Oregon College of Ed. . . . 74
76	St. Martins • 91
87	Northwest Nazarene 85

NAIA District 2 Playoffs:
65 Oregon Tech • 79
H: 9-4 •A: 6-10
SEASON: 15-14

*Forfeited due to ineligible player

1978-79

82	Southern Oregon • 98
68	Warner Pacific • 73
83	Pacific University • 85
84	Linfield • 107
90	Linfield 78
61	Willamette University • . . 60
74	College of Idaho 59
59	Central Washington 82
64	Lewis and Clark • 65
76	Hawaii Pacific • 82
74	Hawaii Pacific • 96
55	BYU - Hawaii • 54
51	BYU - Hawaii • 65
59	Eastern Oregon • 76
51	Northwest Nazarene • . . . 69
73	Pacific University 82
74	Warner Pacific 72
69	Willamette University . . . 73
60	Western Baptist 73
98	Eastern Oregon 97
80	Lewis and Clark 88
104	BYU - Hawaii 87
98	Western Baptist • 109
87	Pacific University • 100
61	Seattle Pacific • 80
88	Northwest Nazarene 77
70	Warner Pacific • 86
94	Hawaii Pacific 91
74	Seattle Pacific 82

H: 7-6 •A: 2-14
SEASON: 9-20

GFC	Opponent
1979-80	
61 Western Baptist •	76
94 Southern Oregon •	80
74 Oregon College of Ed. •	76
94 Whitman College	83
72 Willamette University	71
65 Seattle Pacific	73
88 Linfield	91
84 Linfield •	97
61 Lewis and Clark	65
94 Concordia	84
99 Warner Pacific	91
92 Whitman •	89
68 Central Washington •	77
73 Willamette University •	66
90 College of Idaho	83
73 Oregon College of Ed.	74
81 Western Baptist •	73
92 Pacific University •	76
83 Eastern Oregon	67
104 Warner Pacific	88
55 Western Baptist	38
74 Seattle Pacific •	96
70 Lewis and Clark •	68
75 Northwest Nazarene •	105
63 College of Idaho •	68
82 Eastern Oregon •	73
84 Northwest Nazarene	77
108 Pacific University	80
91 Warner Pacific •	86

NAIA District 2 Playoffs:

67 Oregon Inst of Tech • 69

H 10-4 •A: 8-8

SEASON: 18-12

1980-81

77 Pacific University	72
88 Eastern Oregon State	99
73 Lewis and Clark	70
65 Pacific University •	73
83 Seattle Pacific University	86
74 Linfield College •	83
79 Concordia College	77
67 Point Loma	82
64 Oregon College of Ed. •	99
63 Lewis and Clark •	58
87 Linfield College	74
61 Willamette University	59
62 Oregon College of Ed.	80
82 Western Baptist •	76
83 Warner Pacific •	79
105 Pacific University	89
64 Concordia College •	79
68 Willamette University •	83
70 Lewis and Clark	67
100 Concordia College	82
33 Eastern Oregon State	30
61 Northwest Nazarene	60
46 Northwest Nazarene •	50
57 College of Idaho •	84
68 Eastern Oregon State •	76
38 Western Baptist	37
89 Warner Pacific	80

NAIA District 2 Playoffs:

58 Northwest Nazarene • 61

H: 12-4 •A: 3-9

SEASON: 15-13

1981-82

62 Willamette University	67
80 Columbia Christian •	79
66 Concordia •	84
56 Judson Baptist •	55
86 Linfield •	102
71 College of Great Falls	101
77 Pacific University	68
95 Seattle University	83

GFC	Opponent
73 Western Washington ...	83
66 Fresno Pacific	72
64 Western Baptist	73
51 Lewis and Clark •	79
78 Linfield	75
69 Western Oregon	79
76 College of Idaho •	82
77 Northwest Nazarene •	92
86 Eastern Oregon •	96
70 Willamette University •	56
76 Warner Pacific	91
80 Western Oregon •	111
74 Judson Baptist •	82
91 Columbia Christian	73
85 Eastern Oregon	102
74 Concordia	85
88 Seattle University •	73
76 Judson Baptist	70
88 Western Baptist •	97
75 Warner Pacific •	96
76 Western Baptist	79
101 College of Idaho	83
63 Northwest Nazarene	59

NCCAA Regional Playoffs:

54 Judson Baptist 61 |

85 Columbia Christian 79 |

H: 8-11 •A: 4-10

SEASON: 12-21

1982-83

62 Seattle Pacific •	94
86 Warner Pacific •	104
61 Willamette University	67
65 Columbia Christian	60
63 Warner Pacific	67
73 Lewis and Clark	78
64 Pacific University •	54
61 Linfield	60
68 Pacific University	38
68 Western Oregon	76
60 Lewis and Clark •	59
66 Concordia	55
92 Eastern Oregon	46
66 Western Baptist •	65
80 Hawaii - Hilo	92
78 Linfield •	66
83 Judson Baptist	60
58 Warner Pacific •	86
59 Eastern Oregon •	66
73 College of Idaho	82
71 Western Baptist	60
74 Western Oregon •	80
89 Pacific University	78
68 Willamette University •	81
80 Concordia •	71
71 Warner Pacific	72
71 Seattle Pacific	83
64 Northwest Nazarene	67
85 Judson Baptist •	71

NCCAA Regional Playoffs:

46 Western Baptist 35 |

69 Warner Pacific • 75 |

H: 9-9 •A: 6-7

SEASON: 15-16

1983-84

93 Judson Baptist	78
74 Western Oregon •	72
90 Warner Pacific •	100
82 Linfield •	68
77 Western Baptist •	67
72 Willamette University •	82
78 Eastern Oregon	67
64 Lewis and Clark	66
72 Lewis and Clark •	58
103 Linfield	90
77 Concordia •	76

GFC	Opponent
85	Willamette University .. 74
58	Western Oregon • 80
77	Columbia Christian • .. 63
70	Western Baptist • 71
78	Northwest Nazarene ... 67
79	Warner Pacific 72
90	Multnomah 66
65	Western Oregon 75
81	Columbia Christian 78
80	Concordia 89
98	Judson Baptist • 66
76	College of Idaho • 85
103	Northwest Nazarene • 113
67	Western Baptist 54
95	Northwest Christian ... 81
42	Warner Pacific • 43
NAIA District 2 Playoffs:	
72	Western Oregon • 86
NCCAA Regional Playoffs:	
92	Concordia • 101
H: 10-3 •A: 7-9	
SEASON: 17-12	

1984-85

90	Columbia Christian • .. 74
72	Western Oregon State • 79
71	Willamette University • 52
91	Linfield College 61
88	Pacific University 52
78	Western Oregon State . 64
77	Oregon Tech • 95
107	U of Cal - San Diego • 93
80	Linfield • 76
82	Willamette University .. 80
73	Pacific University • 56
55	Western Baptist • 68
88	Columbia Christian • .. 80
84	Concordia • 77
70	Northwest Nazarene ... 64
80	Warner Pacific • 78
74	Lewis and Clark 61
82	Eastern Oregon State .. 61
73	Western Oregon State • 70
52	Western Baptist 50
91	Warner Pacific 80
88	Concordia 70
74	College of Idaho • 94
97	Northwest Nazarene • 106
105	Eastern Oregon State • 77
93	Columbia Christian 82
NAIA District 2 Playoffs:	
50	Western Baptist 47
71	Western Oregon State . 57
53	College of Idaho • 61
NCCAA Regional Playoffs:	
74	Columbia Christian 67
52	Western Baptist 50
NCCAA Nationals:	
97	Olivet Nazarene • 77
86	Point Loma College • .. 95
70	Taylor University • 55
H: 15-0 •A: 12-7	
SEASON: 27-7	

1985-86

80	Central Washington • .. 82
78	Whitworth • 74
76	Univ. Puget Sound • .. 93
71	Willamette • 57
93	Pacific 63
87	Western Oregon 76
73	Western Baptist • 75
113	Concordia • 69
68	Linfield • 81
88	Pacific University • 78
75	Central Washington • .. 79

GFC	Opponent
88	Pacific Lutheran • 71
76	St. Martin's • 69
83	Western Oregon • 74
97	Columbia Christian • .. 53
83	Northwest Nazarene ... 77
76	College of Idaho 68
95	Eastern Oregon • 59
107	Concordia 70
78	College of Idaho • 90
73	Northwest Nazarene • . 78
97	Eastern Oregon 61
75	Linfield 80
83	Columbia Christian 66
106	Western Oregon 90
101	Concordia • 91
73	Warner Pacific 65
NAIA District 2 Playoffs:	
66	Warner Pacific • 56
67	Oregon Inst. of Tech. • 76
NCCAA Regional Playoffs:	
102	Warner Pacific 85
61	Western Baptist • 65
H: 10-1 •A: 11-9	
SEASON: 21-10	

1986-87

77	Western Baptist • 72
83	Willamette 60
114	Linfield • 72
82	Pacific • 61
75	Linfield • 78
97	Warner Pacific 87
59	Humboldt State • 70
85	Cal Poly - San Luis Obispo • 79
96	California Lutheran • .. 79
104	St. Martin's 73
97	Columbia Christian 68
104	Western Oregon 88
95	Warner Pacific • 85
121	College of Idaho 89
117	Northwest Nazarene .. 86
120	Linfield 76
143	Northwest 56
109	Eastern Oregon State . 80
115	Concordia • 77
114	Northwest • 55
62	Western Baptist 52
87	Northwest Nazarene • . 75
93	College of Idaho • ... 107
96	Eastern Oregon • 77
122	Concordia 82
93	Western Oregon • ... 100
95	Columbia Christian • .. 81
NAIA District 2 Playoffs:	
101	Warner Pacific 75
75	College of Idaho 58
69	Oregon Tech • 75
NCCAA Regional Playoffs:	
121	Concordia 78
77	Western Baptist 74
NCCAA National Playoffs:	
73	Covenant • 75
H: 16-0 •A: 11-6	
SEASON: 27-6	

1987-88

90	Linfield • 97
99	Western Oregon • ... 105
93	Willamette 86
74	Southern Oregon • ... 87
88	Lewis & Clark • 77
102	Lewis & Clark 84
71	Willamette • 76
81	Western Oregon • 86
109	Western Oregon 95

GFC	Opponent
61 Biola •	78
68 Westmont •	78
128 Dominican •	48
68 Linfield	76
93 Columbia Christian	78
88 Warner Pacific	91
66 College of Idaho •	87
83 Northwest Nazarene •	73
96 Concordia	68
136 Northwest College •	83
73 Seattle Pacific •	75
86 Western Baptist •	82
78 Northwest Nazarene	87
87 College of Idaho	72
114 Concordia •	65
89 Lewis & Clark •	106
102 Western Baptist	94
81 Warner Pacific •	84
88 Columbia Christian •	64
NAIA District 2 Playoffs:	
101 Eastern Oregon	82
90 Southern Oregon •	76
61 Oregon Tech •	84
NCCAA Regional Playoffs:	
58 Concordia	55
76 Western Baptist	90
H: 9-4 •A: 8-12	
SEASON: 17-16	

1988-89

86 Hawaii Pacific	79
86 Linfield •	82
67 Western Baptist •	57
97 Western Oregon	84
73 Seattle Pacific	87
86 Linfield	76
70 Western Baptist	71
88 Western Oregon •	90
76 Western Baptist •	79
86 Western Oregon •	91
77 Eastern Oregon •	94
74 Oregon Tech •	81
81 Azusa Pacific	73
93 Bethany Bible	76
92 Warner Pacific •	69
76 Columbia Christian	69
91 Concordia	79
88 Northwest Christian •	79
90 Northwest Nazarene	73
73 College of Idaho	88
74 Western Baptist	96

GFC	Opponent
96 Northwest Christian ...	83
78 Concordia •	64
72 College of Idaho •	91
99 Northwest Nazarene •	97
88 Columbia Christian •	85
100 Warner Pacific	74
80 Western Baptist •	96
NAIA District 2 Playoffs:	
94 Eastern Oregon	82
70 Oregon Tech •	106
H: 12-4 •A: 7-8	
SEASON: 19-12	

1989-90

84 Pacific	74
90 Willamette	75
89 Western Oregon •	76
121 Northwest •	82
77 Seattle Pacific •	87
104 Columbia Christian	85
80 Oregon Tech	63
80 Puget Sound •	68
84 Willamette •	92
86 Western Oregon	84
90 Western Oregon •	72
90 Point Loma Nazarene •	86
83 Western Washington •	75
97 Grace College •	80
69 Point Loma Nazarene •	87
103 Northwest Nazarene	92
72 College of Idaho	68
94 Northwest Christian •	92
93 Western Baptist	85
75 Columbia Christian •	59
95 Concordia •	81
81 Lewis & Clark	77
82 Western Baptist •	80
84 Columbia Christian	74
96 Warner Pacific •	72
68 College of Idaho •	63
72 Northwest Nazarene •	82
100 Northwest Christian	49
94 Warner Pacific	59
122 Concordia	97
98 Eastern Oregon	92
76 Western Baptist	66
98 Willamette University	95
73 Pfeiffer College •	97
H: 16-0 A•: 13-5	
SEASON: 29-5	

BRUIN OPPONENTS

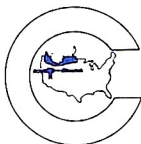


COLLEGE OF IDAHO

Jan. 11 in Caldwell
Feb. 9 in Newberg

Location: Caldwell, Idaho 83605
Established: 1891
Enrollment: 580
Conference: NAIA District 2, East Division
Colors: Purple and gold
Nickname: Coyotes

Head Coach: Martin Holly
Coach's record in ten years: 206-66
1989-90 record: 17-11
Gymnasium: O'Conner Fieldhouse (3,000)
Sports Information Director: Dave Hahn
SID Office: (208) 459-5681
SID Home: (208) 454-9285
Series record: GFC 12, College of Idaho 13
Last year: GFC won 72-68 in Newberg, won 68-63 in Caldwell
Lettermen lost: 5
Lettermen returning: 5
Players to watch: Johnnie Hilliard, 6-4 Guard
Ken Johnson, 6-6 Forward
Outlook: "We're rebuilding early - we expect to be competitive by late February."



COLUMBIA CHRISTIAN COLLEGE

Participant: Willcuts-Twenge Memorial Classic Nov. 30 & Dec. 1 in Newberg
Jan. 3 in Portland
Feb. 14 in Newberg

Location: Portland, Ore. 97211
Established: 1947
Enrollment: 300
Conference: NAIA District 2, East Division

Colors: Red, white, and black
Nickname: Clippers
Head Coach: Jim Flint
Coach's record in 12 years: 107-196
1989-90 record: 6-27
Gymnasium: Men's Gym (600)
Sports Information Director: Jim Flint
SID Office: (503) 255-7060
SID Home: (503) 253-3515
Series record: GFC 22, CCC 0
Last year: GFC won 104-85 in Newberg, 75-59 in Portland, 84-74 in Newberg
Lettermen lost: 4
Lettermen returning: 5
Players to watch: Kevin Hooper, 6-5 forward
Scott Ahnnes, 6-6 forward
Outlook: "I think we'll be young but more athletic this year, and every time we play, I think we'll get a little better."



CONCORDIA COLLEGE

Jan. 26 in Newberg
Feb. 19 in Portland

Location: Portland, Ore. 97211
Established: 1950
Enrollment: 600
Conference: NAIA District 2, East Division
Colors: Navy blue and white
Nickname: Cavaliers

Head Coach: Joel Schuldeiz
Coach's record in six years: 56-135
1989-90 record: 14-21
Gymnasium: Concordia Gymnasium (1,200)
Sports Information Director: Mary Schuldheiz
SID Office: (503) 288-9371
SID Home: (503) 282-4640
Series record: GFC 21, Concordia 5
Last year: GFC won 95-81 in Portland, 122-97 in Newberg
Lettermen lost: 5
Lettermen returning: 6
Players to watch: David Kinner, 6-7 center
Darren Presto, 5-7 guard
Outlook: "The key for this team to meet their goals is that each person must be accepting of their role and the team will have to maximize experience, leadership, and poise."



EASTERN OREGON STATE COLLEGE

Dec. 29 in Newberg

Location

La Grande, Ore. 97850

Established: 1929

Enrollment: 1,700

Conference: NAIA Dis-
trict 2, West Division

Colors: Blue and gold

Nickname: Mountaineers

Head Coach: Howard Gauthier

Coach's first year

1989-90 record: 5-25

Gymnasium: Quinn Coliseum (1,500)

Sports Information Directors:

David Champion and Linda Holmes

SID Office: (503) 962-3361

Series record: GFC 28, EOSC 30

Last year: GFC won 98-92 in Newberg

Lettermen lost: 7

Lettermen returning: 3

Players to watch:

Maury Samilton, 6-5 guard

Cliff Barnes, 6-5 forward

Outlook: "We will have a lot of new
faces and how well we do depends
on how fast we come together as a
team."



LEWIS & CLARK COLLEGE

Participant: Linfield

Tournament

**Dec. 7-8 in
McMinnville**

Location

Lewiston, Idaho 83501

Established: 1893

Enrollment: 2,600

Conference: NAIA District 1

Colors: Columbia blue and white

Nickname: Warriors

Head Coach: George Pfeifer

Coach's record in one year: 19-15

1989-90 record: 19-15

Gymnasium: Warrior (1,800)

Sports Information Director:

Ken Woody

SID Office: (208) 799-2273

Series record: GFC 8, L & C 4

Last year: Did not play

Lettermen lost: 5

Lettermen returning: 5

Players to watch:

Leon Covington, 6-5 G/F

Greg Hosea, 6-5 G/F

OUTLOOK: "Up tempo brand of
basketball, relying on above average
team and depth."



LINFIELD COLLEGE

Participant: Linfield

Tournament

**Dec. 7-8 in
McMinnville**

Location

McMinnville, Ore. 97128

Established: 1849

Enrollment: 1,770

Conference: NAIA Dis-
trict 2, West Division

Colors: Cardinal and purple

Nickname: Wildcats

Head Coach: Larry Doty

Coach's record in three years: 45-45

1989-90 record: 15-13

Gymnasium: Riley Gym (1,700)

Sports Information Director: Kelly Bird

SID Office: (503) 472-4121 Ext. 439

Series record: GFC 26, Linfield 17

Last year: Did not play

Lettermen lost: 2

Lettermen returning: 10

Players to watch:

Donnie Hakala, 6-5 forward

Jon Colasuonno, 6-6 guard

Outlook: "We hope to improve on last
year's overall record (especially on
the road). We expect to finish in the
top three of the western half of Dis-
trict 2."

MESA STATE COLLEGE

**Participant: Cypress
Inn Tournament
Dec. 14-15 in
Portland**


Location:
Grand Junction, Colo.
81501
Established: 1925
Enrollment: 4,400
Conference: NAIA Dis-
trict 7, Rocky Mountain
Athletic Conference
Colors: Maroon, white, and
gold
Nickname: Mavericks

Head Coach: Doug Schakel
Coach's record in 13 years: 197-139
1989-90 record: 19-9
Gymnasium: Saunders (3,800)
Series record: meeting for first time
Last year: did not play
Lettermen lost: 2
Lettermen returning: 10
Player to watch:
Jon Baskin, 6-8 center
Outlook: "We're cautiously optimistic,
we returned 12 of our 14 players,
but we lost 2 very good players."

NORTHWEST CHRISTIAN COLLEGE

**Nov. 13 in Newberg
Jan. 29 in Portland**

Location:
Eugene, Ore. 97401
Established: 1895
Enrollment: 208
Conference: Independent,
National Bible College
Athletic Assoc.
Colors: Blue and gold
Nickname: Crusaders



Head Coach: Jeff Rodenburg
Coach's record in four years: 45-44
1989-90 record: 18-14
Gymnasium: O'Hara Catholic School
(500)
Sports Information Director:
Jeff Rodenburg
SID Office: (503) 343-1641
SID Home: (503) 683-9487
Series record: GFC 5, NCC 0
Last year: GFC won 94-92 in Eugene,
won 100-49 in Newberg
Lettermen lost: 6
Lettermen returning: 5
Players to watch:
Matt Sands, 6-4 Post
Harold Michaud, 6-5 Post
Outlook: "Best depth we've had; look-
ing forward to competing in a tough
NAIA district."



NORTHWEST NAZARENE COLLEGE

**Jan. 12 in Nampa
Feb. 8 in Newberg**

Location:
Nampa, Idaho 83651
Established: 1913
Enrollment: 1,200
Conference: NAIA Dis-
trict 2, East Division
Colors: Orange and black
Nickname: Crusaders

Head Coach: Garry Matlock
Coach's record in nine years: 124-106
1989-90 record: 11-19
Gymnasium: Montgomery Fieldhouse
(4,000)
Sports Information Director: Gil Cracker
SID Office: (208) 467-8531
SID Home: (208) 466-4377
Series record: GFC 22, NNC 23
Last year: GFC won 103-92 in New-
berg, lost 82-72 in Nampa
Lettermen lost: 4
Lettermen returning: 7
Players to watch:
Kevin Mayfield, 6-6 forward
Kent Noethe, 6-8 center
Outlook: "The coach is optimistic
because of having four starters
returning, the overall play should
improve and the players should gel
together well."



OREGON INSTITUTE OF TECHNOLOGY

**Participant: NAIA
Tip-Off Tournament
Nov. 16-17 in
Ashland**

Location:
Klamath Falls, Ore.
97601
Established: 1948
Enrollment: 2,400
Conference: NAIA Dis-
trict 2, West Division

Colors: Blue and green
Nickname: Owls
Head Coach: Dan Miles
Coach's record in 19 years: 407-185
1989-90 record: 24-12
Gymnasium: Owl Court (2,500)
Sports Information Director:
Val Lane
SID Office: (503) 885-1620
Series record: GFC 9, OIT 30
Last year: GFC won 80-63 in Newberg
Lettermen lost: 5
Lettermen returning: 7
Players to watch:
Delmas Green, 6-2 guard
Nate Pyatt, 6-6 center
Outlook: "Looks to be the quickest
team we've had here, but we're very
young."



SEATTLE PACIFIC UNIVERSITY

Jan. 15 in Newberg

Location:
Seattle, WA 98119
Established: 1891
Enrollment: 3,700
Conference: NCAA
Division 2
Colors: Maroon and white
Nickname: Falcons

Head Coach: Ken Bone
Coach's first year
1989-90 record: 15-13
Gymnasium: Brougham Pavilion
(1,800)
Sports Information Director:
Frank McDonald
SID Office: (206) 281-2772
Series record: SPU 11, GFC 1
Last year: GFC lost 87-77 in Seattle
Lettermen lost: 5
Lettermen returning: 7
Players to watch:
Caio Silveira, 6-8 Center
David Clark, 6-2 Guard
Outlook: "This is a very intelligent
team, they're hard workers and they
play well together; because of this
we're going to let them create some
things on the floor this year."



SOUTHERN OREGON STATE COLLEGE

**Participant: NAIA
District 2 Tip-Off
Tournament Nov.
16-17 in Ashland**

Location:
Ashland, Ore. 97520
Established: 1882
Enrollment: 5,000
Conference: NAIA Dis-
trict 2, West Division

Colors: Black and Red
Nickname: Raiders
Head Coach: Tom McCracken
Coach's first year
1989-90 record: 14-17
Gymnasium: McNeal Hall (2,800)
Sports Information Director:
Tag Wotherspoon
SID Office: (503) 482-6132
SID Home: (503) 488-0954
Series record: SOSC 23, GFC 9
Last year: did not play
Lettermen lost: 7
Lettermen returning: 4
Players to watch:
Matt Meunier, 5-9 guard
Monty Coley, 6-4 forward
Outlook: "A new look with a new
coach and one returning starter, Troy
Kadin."



ST. MARTIN'S COLLEGE

Nov. 24 in Lacey

Location:
Lacey, Wash. 98503
Established: 1895
Enrollment: 637
Conference: NAIA
District 1
Colors: Red and white
Nickname: Saints

Head Coach: Bob Grisham
Coach's record in four years: 59-69
1989-90 record: 15-20
Gymnasium: Pavilion (4,700)
Sports Information Director:
Adolpho Capestany
SID Office: (206) 438-4372
Series record: GFC 4, St. Martin's 2
Last year: did not play
Lettermen lost: 6
Lettermen returning: 5
Players to watch:
Michael Courtney, 6-6 forward
Anthony Pendleton, 6-4 guard
Outlook: "This is probably the most talented team St. Martin's has had and they hope to do well in their district this year."




UNIVERSITY OF PUGET SOUND

**Participant: Linfield
Tournament Dec.
7-8 in McMinnville**

Location:
Tacoma, Wash. 98416
Established: 1888
Enrollment: 2,700
Conference: NAIA
District 2

Colors: Green, blue, and gold
Nickname: Loggers
Head Coach: Bob Niehl
Coach's record in first year: 18-12
1989-90 record: 18-12
Gymnasium: Memorial Field House
(4,500)
Sports Information Director:
Robin Hamilton
SID Office: (206) 756-3141
SID Home: (206) 752-1974
Series record: GFC 1, UPS 4
Last year: GFC won 80-68 in Salem
Lettermen lost: 5
Lettermen returning: 7
Players to watch:
Pat Mullen, 6-2 guard
Mark Schultz, 6-8 post
Outlook: "The successful recruiting and the addition of two red shirts should provide us with more depth than we've had in the past."



WARNER PACIFIC COLLEGE

**Participant: Willcuts-
Twenge Memorial
Classic Nov. 30 &
Dec. 1 in Newberg
Cypress Inn Classic
Dec. 14-15 in
Portland
Jan. 19 in Portland
Feb. 2 in Newberg**

Location:
Portland, Ore. 97215
Established: 1937
Enrollment: 510

Conference: NAIA District 2, East
Division
Colors: Columbia blue, red, and white
Nickname: Knights
Head Coach: Dan Dunn
Coach's record in three years: 21-42
1989-90 record: 10-23
Gymnasium: Perry Gym (1,000)
Sports Information Director:
John Eakman
SID Office: (503) 775-4366, ext. 751
Series record: GFC 37, WPC 17
Last year: GFC won 96-72 in Portland,
won 94-59 in Newberg
Lettermen lost: 6
Lettermen returning: 8
Players to watch:
Brandon Olson, 5-10 guard
Marvin Williams, 5-11 guard
Outlook: "Hoping to do better than last year; optimistic with realistic and positive goals, but a lot of new faces."



WESTERN BAPTIST COLLEGE

**Participant: Willcuts-Twenge Memorial Classic Nov. 30 & Dec. 1 in Newberg
Jan. 5 in Newberg
Feb. 16 in Salem**

Location:
Salem, Ore. 97301
Established: 1935
Enrollment: 412

Conference: NAIA District 2, East Division
Colors: Columbia blue and gold
Nickname: Warriors
Head Coach: Tim Hills
Coach's record after 16 years: 232-232
1989-90 Record: 24-17
Gymnasium: C. E. Jeffers Center (1,200)
Sports Information Director: Tim Smith
SID Office: (503) 581-8600, ext. 7021
Series record: GFC 37, WBC 17
Last year: GFC won 93-85 in Newberg, 82-80 in Salem, 76-66 in Newberg
Lettermen lost: 4
Lettermen returning: 3
Players to watch:
Chris Kovacs, 6-2 forward
Matt Taylor 6-5 forward
Outlook: "We're extremely young; our season depends on how fast our players mature."



WESTERN OREGON STATE COLLEGE

**Nov. 27 in Newberg
Dec. 18 in Monmouth**

Location:
Monmouth, Ore. 97361
Established: 1856

Enrollment: 3,500
Conference: NAIA District 2, West Division
Colors: Crimson and gray
Nickname: Wolves
Head Coach: Tom Kelly
Coach's record in one year: 17-15
1989-90 record: 17-15
Gymnasium: PE Building (2,000)
Sports Information Director: Steve Weaver
SID Office: (503) 838-8308
SID Home: (503) 371-7571
Series record: GFC 16, WOSC 43
Last year: GFC won 89-76 in Monmouth, won 86-84 in Newberg, won 90-72 in Portland
Lettermen lost: 5
Lettermen returning: 3
Players to watch:
Lance Marr, 6-3 wing
Jeff Clark, 6-8 post
Outlook: "It'll be a rebuilding year but we'll play hard and compete well."



WESTERN WASHINGTON UNIVERSITY

**Participant: NAIA Tip-Off Tournament
Nov. 16-17 in Ashland**

Location:
Bellingham, Wash.
98225
Established: 1893
Enrollment: 9,600
Conference: NAIA District 1

Colors: Navy blue, silver, and white
Nickname: Vikings
Head Coach: Brad Jackson
Coach's record in six years: 112-52
1989-90 record: 25-10
Gymnasium: Sam Carver (3,300)
Sports Information Director: Paul Madison
SID Office: (206) 676-3108
SID Home: (206) 838-8000
Series record: GFC 2, WWU 1
Last year: GFC won 83-75 in San Diego
Players to watch:
Steven Clinscales, 6-6 forward
John Patton, 6-6 center
Outlook: "I'm pleased with the quality of people we have this year. I think this will be a 'team' in the true sense of the word; a group of guys eager to develop into a unit."

COVERING THE BRUINS

Facilities for the working press covering Bruin basketball are provided at the courtside press section on the west side of Miller Gymnasium. Available for each game are team rosters, starting lineups, and pertinent pregame information, including accumulative statistics for the Bruins up to each game. Press box service for each home contest includes quick team and individual statistics at halftime and complete statistics immediately following the game.

Working space and telephones for members of the press desiring them are available in the administrative area off the upper lobby. A courtside telephone also is available. Dressing rooms for both teams are on the lower level, south side.

George Fox College appreciates the cooperation it has shared with the news media. This book has been prepared as a service for area newspapers, radio and television stations, and wire services.

All requests for information, statistics, photographs, and press passes should be directed to Barry Hubbell, Sports Information Director, George Fox College, Newberg, Oregon 97132. Office phone: (503) 538-8383, ext. 224. Home phone: (503) 538-4332. Athletic Department phone: (503) 538-8383, ext. 249. FAX 537-3834

WILLAMETTE VALLEY NEWS MEDIA

Newspapers

Newberg Graphic
Newberg
Tracey Sumner
538-2181

Statesman - Journal
Salem
Reid English
399-6700
1-800-452-2511
FAX 399-6808

Oregonian
Portland
Jeff Wohler
John Nolen
227-5306
1-800-452-1420
1-800-826-0376

Wire Services

Associated Press
228-2169
1-800-452-3501

United Press International
226-2644
1-800-452-6009

Television

KATU-TV
Portland
Steve Arena
Ron Carlson
231-4268

KGW-TV
Portland
Eric Johnson
Joe Becker
Ken Ackerman
226-5119, 226-5111

KOIN-TV
Portland
Rick Metsger
Ed Whelan
Ann Schatz
464-0600

KPTV
Portland
Michael O'Brien
Phil Cassidy
222-9921

Bruin Cable Network
TCI Cable - GFC
538-8383, Ext. 360

Radio

KCYX
Steve Kenyon
Jon Warren
McMinnville
472-2151, 538-4343

KFOX (FM)
George Fox College
538-8383, ext. 324
FAX 537-3834



1990-91 GEORGE FOX COLLEGE BRUIN BASKETBALL

Nov.	13	Northwest Christian College	Newberg
	16-17	NAIA District 2 Tip-Off	Ashland
		(Southern Oregon, Oregon Tech, Western Washington, George Fox)	
	24	St. Martin's College	Lacey
	27	Western Oregon State College	Newberg
30-Dec.	1	Willcuts-Twenge Memorial Classic	Newberg
		(Columbia Christian, Warner Pacific, Western Baptist, George Fox)	
Dec.	7-8	Linfield Tournament	McMinnville
		(Linfield, Lewis-Clark State, University of Puget Sound, George Fox)	
	14-15	Cypress Inn Tournament	Portland
		(Warner Pacific, Mesa, Concordia, George Fox)	
	18	Western Oregon State College	Monmouth
	29	Eastern Oregon State College	Newberg
Jan.	3	Columbia Christian College	Portland
	5	Western Baptist College	Newberg
	11	College of Idaho	Caldwell
	12	Northwest Nazarene College	Nampa
	15	Seattle Pacific University	Newberg
	19	Warner Pacific College	Newberg
	26	Concordia College	Newberg
	29	Northwest Christian College	Eugene
Feb.	2	Warner Pacific College	Portland
	8	Northwest Nazarene College	Newberg
	9	College of Idaho (8:00 p.m. Homecoming)	Newberg
	14	Columbia Christian College	Newberg
	16	Western Baptist College	Salem
	19	Concordia College	Portland
	23, 26, Mar. 2, 6	NAIA District 2 Playoffs	TBA
Mar.	13-19	NAIA National Championships	Kansas City

All games are at 7:30 p.m. except as noted.

ON THE COVER

DAVE WILSON is one of the nation's best small college players. Even as a sophomore last year he was an NAIA All-America honorable mention pick, NAIA District 2 Player of the Year, and led the voting for the All-Northwest first team of players in four states and British Columbia. A 6-11 center, Wilson led the nation in blocked shots - all colleges, all levels. Details inside, page 19. Photo (taken at NAIA national championships) by Gary Allen, *Newberg Graphic*.)