

1993

### 1993 Media Guide

George Fox University Archives

Follow this and additional works at: [https://digitalcommons.georgefox.edu/athletics\\_menbasketball](https://digitalcommons.georgefox.edu/athletics_menbasketball)


---

#### Recommended Citation

George Fox University Archives, "1993 Media Guide" (1993). *Men's Basketball*. 101.  
[https://digitalcommons.georgefox.edu/athletics\\_menbasketball/101](https://digitalcommons.georgefox.edu/athletics_menbasketball/101)

This Media Guide is brought to you for free and open access by the George Fox University Athletics at Digital Commons @ George Fox University. It has been accepted for inclusion in Men's Basketball by an authorized administrator of Digital Commons @ George Fox University. For more information, please contact [arolfe@georgefox.edu](mailto:arolfe@georgefox.edu).

# George Fox College BRUINS



## Basketball Media Guide '93-94



## FINGERTIP FACTS

College Location	.... Newberg, Oregon 97132 (13,000 pop.)
Founded	..... 1891
Denomination Affiliation	..... Friends (Quaker)
Enrollment	..... 1,550
Athletic Affiliation	..... NAIA Division II, Cascade Collegiate Conference
Home Court	.... Miller Gymnasium, Wheeler Sports Center
Seating Capacity	..... 2,500
Colors	..... Old Gold, Navy Blue
Nickname	..... Bruins
College President	..... Dr. Edward Stevens
Athletic Director	..... Craig Taylor
Men's Basketball Coach	..... Mark Vernon
Sports Information Director	..... Rob Felton

## HOW TO REACH US

College Switchboard 503/538-8383 • FAX 537-3830

Men's Basketball Coach	
Mark Vernon	..... ext. 254, Home 538-1295
Assistant Men's Basketball Coach/Volleyball Coach	
Steve Grant	..... ext. 253, Home 363-7758
Women's Basketball Coach	
Sherri Murrell	..... ext. 477, Home 598-8903
Baseball Coach	
Pat Casey	..... ext. 255, Home 538-6081 Office 538-7304
Softball Coach	
Chris Gross	..... ext. 391, Home 538-1248
Track/Cross Country Coach	
Wes Cook	..... ext. 252, Home 538-8078
Men's Soccer Coach	
Manfred Tschan	..... ext. 255, Home 538-7131
Women's Soccer Coach	
Byron Shenk	..... ext. 257, Home 538-2130
Athletic Director	
Craig Taylor	..... ext. 250, Home 472-9694
Sports Information Director	
Rob Felton	..... ext. 292, Home 538-3055

## A GUIDE TO THE GUIDE

### **GFC . . . . . pages 2-5**

George Fox College, an institution of faith and learning . . . GFC and basketball: together since just after their 1891 birthdays . . . A brief overview of athletics at George Fox . . . Birth of the Bruin nickname . . . George Fox facilities.

### **NAIA . . . . . pages 6-8**

GFC enters its 29th season in the National Association of Intercollegiate Athletics . . . NAIA District 2 dissolved after 1992-93, moving the Bruins to the Cascade Collegiate Conference . . . A look back at George Fox's playoff record in the past 23 years.

### **1992-93 . . . . . pages 9-11**

Seven freshmen replaced seven seniors and the Bruins had an uncharacteristic off-year . . . GFC's first sub-500 season in a decade still had its highlights . . . Final stats for the district's third-highest scoring team.

### **OUTLOOK . . . . . pages 12-13**

George Fox has a stockpile of offensive weapons that makes it a conference title contender. But a return trip to the national playoffs will hinge on defense and rebounding.

### **STAFF . . . . . pages 14-18**

Biographical information on coaches Mark Vernon and Steve Grant as well as the behind-the-scenes people . . . Profiles of GFC's athletic director, sports information director, statistician, and trainer . . . Meet the Bruin hosts/hostesses and rally squad.

### **PLAYERS . . . . . pages 19-25**

Background on the 1993-94 Bruins . . . state champion high school teammates reunited . . . NCAA's Div. 1 transfers . . . 3-point record holders . . . State and Northwest Players of the Year . . . A descendent of a musical legend.

### **ROSTER . . . . . pages 26-27**

From 5-10 to 6-9, from Downs to Haij, all the 1993-94 players are here . . . A quick reference centerfold roster and team picture of the 1993-94 George Fox College Bruins.

### **RECORDS . . . . . pages 28-40**

A potpourri of statistical highlights . . . Individual and team records . . . Miller Gym Records . . . Bruin Top Ten . . . Triple-doubles . . . Year-by-year Leaders . . . Value Point System . . . Honored Bruins . . . Most Valuable Players . . . Coaches' Records.

### **SCORES . . . . . pages 41-47**

Every George Fox College game played between 1965-66 and 1992-93 - all 831 of them - is listed in chronological order . . . Each season is recorded - from the leanest (3-23 in 1969-70) to the most successful, 20 years later (29-5 in 1989-90).

### **OPPONENTS . . . . . pages 47-52**

GFC has scheduled 18 opponents, including two defending national champions: Willamette University (NAIA Div. II) and Northwest College (NCCAA) . . . General school information, series record, 1992-93 results, top players and team outlook.

GFC

NAIA

1992-93

OUTLOOK

STAFF


PLAYERS

ROSTER

RECORDS

SCORES

OPPONENTS



## ABOUT GEORGE FOX COLLEGE

George Fox College, in its 103rd year, is one of America's Best Colleges. Five times it has been given that designation by *U.S. News & World Report* magazine. In 1993 GFC was ranked third in academic reputation among Western Regional Liberal Arts Colleges, including colleges and universities from Oklahoma to Hawaii. The magazine this year also named George Fox to its list of "The Nation's Most Efficient Institutions," second in the West.

This year, for the fifth time, the College was named to the Templeton Foundation Honor Roll of Character Building Colleges, the only Oregon college selected and one of 112 in the United States.

George Fox College is the outgrowth of a desire by early Willamette Valley Quaker settlers who established Pacific Academy in 1885 for the Christian education of their children. The college division was organized in 1891 to provide more advanced instruction for students. In 1949, because of the many colleges in the Northwest with Pacific in their name, the College was renamed George Fox in honor of the founder of the Friends (Quaker) Church. The College is governed by a 42-member Board of Trustees elected by Northwest Yearly Meeting of Friends Church, which comprises nearly 8,000 members in 53 churches in Oregon, Washington, and Idaho.

George Fox is one of the nation's fastest-growing colleges. Enrollment has risen from 549 in 1986 to 1,557 in the fall of 1993, a 184 percent increase.

GFC students come from 30 states, one possession, and 12 nations. Nearly 40 religious denominations are represented on campus.

George Fox is accredited by the Northwest Association of Secondary and Higher Schools. The College is one of 13 members of the national Christian College Consortium. The College's undergraduate program is administered through three schools: Humanities, Natural and Behavioral Sciences, and Professional Studies. The 15 departments offer 30 majors with more than 400 courses. An off-campus degree completion program in the management of human resources enrolls working adults in an evening program with classes in Portland, Salem, and Eugene. The graduate program offers a Doctor of Psychology (Psy.D.) degree in clinical psychology, a Master of Arts in Teaching (MAT), a Master of Business Administration (MBA), and a Master of Arts in Christian Studies (MA).

The 65-acre rural, tree-shaded campus a half-hour drive from Portland has undergone major expansion in recent years with 12 new buildings constructed. Under construction as part of a \$16 million Centennial Campaign is the \$5.3 million Edwards-Holman Science Center to be opened in the fall of 1994.

Alumni of George Fox are primarily in service-oriented vocations of Christian ministries, education, social work, and medical fields. The College's most prominent alumnus is the late President Herbert Hoover, who attended Pacific Academy.

## A LOOK AT THE PAST



The game of basketball was invented by Dr. James Naismith in 1891, and it took just seven years for it to be brought to George Fox College (then called Pacific College).

College board member and community leader T. W. Hester and others first saw the game played at the Portland YMCA. They were captivated by the new game and secured a ball, which they brought back to the College. The first exhibition game was played shortly thereafter, in the winter of 1898, and the first site was the third floor of the old Commercial Hotel on North Main Street because the College had no adequate space for the new sport.

The first gymnasium on the campus was the upper part of one wing of an old academy building (Hoover Hall), built in 1885 and torn down in the mid-1950s. A one-room wood gymnasium building was constructed in 1916 and served until 1946, when the College opened Hester Gymnasium, a concrete block structure built partly by student/faculty labor at a cost of \$40,000. The building, with a single hemlock playing floor and seating for 1,100, served through the 1976-77 season with opening of Wheeler Center.

College athletic affiliation in men's basketball has gone from independent status to membership in the old Willamette Christian College Conference, the Metropolitan Conference, the Oregon Collegiate Conference, and from 1965 through 1993 George Fox was an independent member of NAIA District 2. Currently GFC is a member of the loosely associated Cascade Collegiate Conference, a grouping created by the NAIA.

In 1973, George Fox won its first district title and participated in the district playoffs 18 of the last 23 years, including nine of the last 10. The 1991-92 team produced GFC's highest national finish, advancing to the NAIA Division II quarterfinals with two national tournament wins.

"Our greatest basketball year," according to a College publication, "The First Fifty Years" (published in 1941), "was reached in 1917 when Pacific College won the [Willamette Valley] league championship and defeated Oregon State College 34-25." There have, of course, been many significant wins, seasons, and players throughout the last 95 years. Much of that history, however, has been lost because of the lack of available information and incomplete records prior to NAIA membership in 1965. Highlights and records since that time appear in the records section. Pre-NAIA statistics available show these marks: Bill Hopper with a 42-point game and 1,737 career points in 1954-1958, and Cub Grimm in the 1952-53 season with a 21.0 points per game average, and 26 free throws in a contest with the Oregon Medical School in 1953.

## GFC ATHLETICS

Intercollegiate athletics is an integral part of the overall education program at George Fox. Men's varsity athletic teams represent the College in baseball, basketball, track, cross country, and soccer. Women students compete in volleyball, basketball, track, softball, cross country, and soccer.

George Fox is a member of the National Association of Intercollegiate Athletics (NAIA), with men's and women's basketball playing in Division II. The other nine sports are not divided into divisions, but are playing one final season in District 2. The NAIA will eliminate the district format in favor of affiliated conferences in 1994.

For students not participating in the varsity program, GFC has a complete intramural program including flag football, basketball, volleyball, racquetball, indoor soccer, skiing, swimming, bowling, floor hockey, and tennis.

Athletic facilities include the Coleman H. Wheeler Center for Sports and Physical Education; Colcord Field, which received a new polyurethane surface in the fall of 1993; tennis courts; and the Curtis and Margaret Morse Athletic Field containing baseball diamond, softball field, and soccer field. The complex was opened in 1989.

Wheeler Center, completed in 1977 in a \$2.7 million project, includes the James and Lila Miller Gymnasium with three basketball courts and seating for up to 2,500. Also housed are: faculty and administrative offices; racquetball courts; dressing, multipurpose, class, and therapy rooms; and a 1,500-square-foot weight room remodeled in the summer of 1993.



## THE BRUIN NICKNAME

George Fox College is represented by the nickname and mascot "Bruin." But it has not always been so, even though it should have been.

The nickname comes from a real bear captured in 1887 just two years after Pacific Academy (the College's predecessor) was established. The small cub was captured in the coast range foothills west of Carlton when its mother was shot. The young cub was brought to campus by a student and later lived with a faculty member. When it grew to adulthood it was kept in a pit in what is now known as Hess Creek Canyon south of the campus. It escaped one too many times and was turned into steak for the dining table and the hide preserved on a frame and displayed in an early campus museum. When it deteriorated several years later, it was taken to a campus furnace room to be destroyed, but the framework proved a problem in dismantling, so it was left sitting in a corner. Students found the old Bruin skin later and began skirmishes over ownership, a tradition that continues today. "Bruin Junior," a replica, under a set of guidelines passed down for years, is fought over periodically in class competition, with the class able to physically drag the Bruin replica off campus declared the rightful owner until next "flashed."

Even with the Bruin tradition, somewhere along the line, the "Quaker" tag to athletic teams came into popularity with sports writers because of the College's church affiliation, and that nickname was used, along with a mascot "Foxy George," a little fox with a Quaker hat. Both gained acceptance for a period in the 1950s and 1960s until a vote of faculty, students, and administration in 1970 reinstated the Bruin nickname to its rightful place.

## GEORGE FOX FACILITIES



George Fox College is in its 17th year in the Coleman H. Wheeler Center for Sports and Physical Education. Completed in June 1977, the \$2.7 million, 55,000-square-foot complex is the College's largest building. It contains the James and Lila Miller Gymnasium, the Bruin home court.

The sports center was designed by noted architect Pietro Bel-luschi, with a wooded canyon setting chosen as the center's location. The building features wood products and a large window area overlooking the adjacent natural terrain.

Three times larger than Hester Gymnasium, which it replaced, the Wheeler Center features a 116 x 174-foot gymnasium with three basketball courts and seating for 2,500 spectators. The gymnasium ceilings are 32 feet over the hardwood maple floor. The gym provides three volleyball courts and ten badminton courts.

The building is entered on two levels. After crossing a 200-foot bridge, the general public gain access through nine doors on the east side ground level. Campus personnel enter on the second floor on the west side. There is a two-floor lobby featuring oak parquet floors.

Contained on the upper level are athletic administration and faculty offices, staff room, classrooms, weight room, and multi-purpose room.

The lower level contains a concession area and ticket sales area, dressing rooms, team rooms, laundry, equipment-issuing room, and storage space. An east wing of the building houses two racquetball courts.

The building is named for long-time Oregon lumberman Coleman H. Wheeler, former chairman of the board of Willamette Industries. The gymnasium is named for former board member James Miller and his wife, Lila. He is the former president of Cascadia Lumber Co. The building was dedicated October 17, 1977.

## BRUINS COMPETE IN NAIA



The National Association of Intercollegiate Athletics (NAIA) is a completely autonomous association administering programs leading to 23 national championships in 13 events. The NAIA includes 33 percent of America's collegiate athletic programs, representing 413 accredited four-year colleges and universities in 32 geographical districts spread over 49 states and Canada. The colleges have a total enrollment of more than 800,000, including approximately 60,000 varsity athletes.

Established in 1940 as the National Association of Intercollegiate Basketball the NAIB evolved from the institution of a "National Small College Basketball Tournament" that was inaugurated in 1937. In 1952, the NAIB expanded to include tennis, outdoor track, and golf, and that year the organization was renamed the NAIA.

Since that time the NAIA has further enlarged to encompass football, cross country, baseball, and swimming, which were added to the NAIA championship program in 1956, wrestling (1958), soccer (1959), and indoor track (1966). In 1980 the NAIA initiated championships for women in the newly organized NAIA Women's Division. Nine championships are offered: basketball, cross country, fast-pitch softball, indoor and outdoor track, soccer, swimming and diving, tennis, and volleyball.

NAIA national headquarters and staff are located in Tulsa, Oklahoma. The NAIA is governed by two bodies. The Council of Presidents, composed of one president from each district, is responsible for fiscal matters and supervision of the national staff. George Fox College president Edward F. Stevens represented NAIA District 2 from 1987 to 1993 and was one of five U.S. college presidents selected to serve on the NAIA Council of Presidents Executive Committee, serving as chairman in 1992. The national Coordinating Council, elected by the membership, is responsible for organizing championship events, academic standards, and overseeing the committees and associations.

Eligibility rules within the NAIA govern all play in all sports recognized by the Association, not just post-season play. All eligibility guidelines must be adhered to by all members, including those holding dual affiliation with other associations.

The NAIA clearly outlines its own responsibilities and those of its members: a sound athletic program, administered and controlled by those responsible for the administration of the college or university. The NAIA's basic premise is that the athletic program is a basic component of the overall general educational process, and not an entity apart.

NAIA academic eligibility requirements mandate that all student athletes exhibit demonstrated progress toward an academic degree throughout their collegiate careers for the duration of their athletic eligibility. Where institutional rules and standards are more strict than those of the regulatory group or the NAIA, those rules and standards of the institution are recognized and supported by the NAIA.

## NAIA NATIONAL TOP-25 RANKINGS

### GEORGE FOX COLLEGE RANKINGS

	<i>Preseason</i>	<i>Highest</i>	<i>Final</i>
1986-87	NR	19	NR
1989-90	22	9	9
1990-91	NR	19	22
(NAIA Division II)			
1991-92	2	2	7
1992-93	12	12	NR

### CASCADE COLLEGIATE CONFERENCE


George Fox College men's basketball will play the 1993-94 season in the loosely-associated Cascade Collegiate Conference of the National Association of Intercollegiate Athletics (NAIA), Division II.

The grouping created by the NAIA is made up of nine teams: George Fox, Albertson College of Idaho, Concordia College, Eastern Oregon State College, Northwest Nazarene College, Oregon Institute of Technology, Southern Oregon State College, Western Baptist College, and Western Oregon State College.

Six teams will participate in the conference playoffs held February 24, 26, and March 2 at the sites of the highest-seeded teams. Selection and seeding is based on conference record, but in cases of ties, head-to-head results and the "Sempert" tie-breaking system will be used. The No. 1 and No. 2 seeded teams receive first-round byes.

Winner of the conference playoffs will advance to the 24-team NAIA Division II national tournament, this year hosted by Northwest Nazarene College in Nampa, Idaho. Two at-large berths also are available.

The NAIA Council of Presidents voted in September of 1993 to eliminate the district format by which teams had qualified for national tournaments since 1965 in favor of the affiliated conference structure. Until this season, GFC was a member of NAIA District 2, which divided into the Cascade Collegiate Conference and Northwest Conference of Independent Colleges (NCIC). GFC had played in the district playoffs 18 of the last 23 years.




Grant Hartenstein led all NAIA District 2 freshmen in scoring in 1992-93.

## THE BRUIN PLAYOFF RECORD

1970-71	Willamette University (lost 103-69)
1971-72	Willamette University (lost 69-60)
1972-73	Linfield College (won 95-88)
	Pacific University (won 68-67) (District title)
	Defiance (Ohio) College (lost 86-62) (NAIA national championships)
1973-74	Pacific University (won 92-72)
	Oregon Institute of Technology (lost 55-54)
1974-75	Oregon Institute of Technology (lost 72-56)
1976-77	University of Hawaii - Hilo (lost 85-79)
1977-78	Oregon Institute of Technology (lost 79-65)
1979-80	Oregon Institute of Technology (lost 69-67)
1980-81	Northwest Nazarene (lost 61-58)
1983-84	Western Oregon State (lost 86-72)
1984-85	Western Baptist (won 50-47)
	Western Oregon State (won 71-57)
	College of Idaho (lost 61-53)
1985-86	Warner Pacific (won 66-56)
	Oregon Institute of Technology (lost 76-67)
1986-87	Warner Pacific (won 101-75)
	College of Idaho (won 75-58)
	Oregon Institute of Technology (lost 75-69)
1987-88	Eastern Oregon (won 101-82)
	Southern Oregon (won 90-76)
	Oregon Institute of Technology (lost 84-61)
1988-89	Eastern Oregon (won 94-82)
	Oregon Institute of Technology (lost 106-70)
1989-90	Eastern Oregon (won 98-92)
	Western Baptist (won 76-66)
	Willamette (won 98-95) (District title)
	Pfeiffer (N.C.) (lost 97-73) (NAIA national championships)
1990-91	Linfield (won 80-75)
	Willamette (won 100-98)
	College of Idaho (lost 95-78)
1991-92	Western Oregon (won 82-81)
	Willamette (lost 107-87)
	(at-large berth NAIA Division II national championships)
	Missouri Valley (won 90-70)
	Eureka (Ill.) (won 85-77)
	Northwestern (Iowa) (lost 85-82)

*All-American  
Dave Wilson at  
1990 national  
tournament*



## 1992-93 HIGHLIGHTS

One year and seven seniors removed from a national quarterfinal finish, the 1992-93 George Fox College men's basketball team hit a season of transition.

With no starters and just three players returning from one of the final eight teams in the 1992 NAIA Division II tournament, the brand-new Bruins came up just short of one of District 2's eight playoff berths. "We replaced seven seniors with seven freshmen," said head coach Mark Vernon. It didn't help matters when the injury and illness bugs bit the Bruins. Only one player played in every game.

Not since Vernon's first season - 1982-83 - had GFC not made the playoffs. The Bruins' 14-15 record was just his second under .500.

The season was not without its highlights.

- Before he developed an unknown allergy or illness that drained his energy, junior post Jamie Boutin lit up the scoreboard. The former MVP of all Northwest community colleges averaged more than 20 points a game for half the season and ranked among the district's top five scorers. The district honorable mention selection finished with 17.0 points per game, 11th in the district.

- With a playoff berth on the line, the Bruins won five of their final eight games.

- Despite a broken nose, a bad shoulder, and an out-of-whack back, senior post Mike Rasmussen nearly led the district in rebounding. He played his final game with the flu and finished with the district's third highest rebounding average, at 8.1 boards a game.

- The play of the freshmen promised good things in the future. A freshman led the team in scoring in eight games. Wing Nick Haij broke GFC records with 68 successful three-pointers in 187 attempts. His seven three-point makes during the Jan. 16 game with Northwest Christian College established a new school record.

- Point guard Grant Hartenstein played in every game and finished with a flurry, scoring 50 points and making just one turnover in the final two contests. His 5.2 assists-per-game average listed fifth-highest in the district.

- The Bruins were the third-highest scoring team in the district, averaging 87.3 points a game.


- GFC took and made more three-pointers than any Bruin team in history. George Fox converted 227 of 608 attempts, .373.

- Although it wasn't at the national tournament or even for a district championship, Vernon told his team that their 94-82 victory at Concordia College Jan. 12 was the most gratifying win in his 11-year coaching career. Down by nine in the second half, Vernon put in his entire bench and watched them hustle to an unlikely 12-point win.

- One-third of the Bruins' losses came against teams that went on to win at least one game at the national NAIA tournament. George Fox did pin a 79-68 loss on national quarterfinalist Northwest Nazarene College.

## STATISTICAL HIGHLIGHTS

Longest Win String – 3  
 Longest Loss String – 2  
 Most Points Scored – 120 vs. Southern Oregon (87) in Ashland, Feb. 13  
 Fewest Points Scored – 57 vs. Oregon Tech (60) in Klamath Falls, Feb. 12  
 Most Points Allowed – 117 vs. Southern Oregon (87) (GFC, 118) in Salem, Nov. 21  
 Fewest Points Allowed – 64 vs. Occidental (GFC, 90) in Newberg, Dec. 14  
 Largest Margin of Victory – 33 (120-87) vs. Southern Oregon, in Ashland, Feb. 13  
 Largest Margin of Defeat – 36 (67-103) vs. Northwest Nazarene in Nampa, Dec. 12



*Nick Haij set  
 GFC 3-point  
 records for  
 makes and  
 attempts in  
 1992-93.*

## The Mark Vernon Years: 1982-1994

A dozen years at the Bruin helm:

1982-83	15-16	10th in NAIA District 2
1983-84	17-12	5th
1984-85	27-7	2nd
1985-86	21-10	3rd
1986-87	27-6	2nd
1987-88	17-16	3rd
1988-89	19-12	5th
1989-90	29-5	1st*
1990-91	24-6	2nd
1991-92	24-11	3rd*
1992-93	14-15	10th

\* NAIA National Tournament Team

# 1992-93 ACCUMULATIVE STATISTICS

Player	Games	FIELD GOALS			3-PT. FIELD GOALS			FREE THROWS			REBOUNDS				POINTS			TO	STL	BLK	AST	
		SM	SA	PCT	SM	SA	PCT	SM	SA	PCT	O	D	T	AVG	PF	TP	AVG				AST	AVG
Boutin, Jamie	27	184	383	.480	28	75	.373	64	84	.762	46	91	137	5.1	62	460	17.0	35	31	11	65	2.4
Corbus, Dan	21	15	44	.341	4	12	.333	12	23	.522	7	20	27	1.3	17	46	2.2	16	10	2	40	1.9
Davidson, Mike	3	11	20	.550	1	1	1.000	2	5	.400	2	13	15	5.0	8	25	8.3	7	2	3	5	1.7
Downs, Aaron	13	5	18	.278	1	6	.167	13	18	.722	3	7	10	0.8	8	24	1.8	6	3	0	7	0.5
Fields, Lorin	19	12	27	.444	0	0	.000	24	34	.706	19	26	45	2.4	37	48	2.5	10	6	1	6	0.3
Gardea, Rick	28	132	245	.539	32	72	.444	82	100	.820	26	61	87	3.1	60	378	13.5	69	35	7	142	5.1
Haij, Nick	26	114	271	.421	68	187	.364	28	34	.824	24	49	73	2.8	48	324	12.5	25	20	0	31	1.2
Harrington, Dustin	27	39	103	.379	15	36	.417	18	34	.529	21	47	68	2.5	58	111	4.1	19	5	8	26	0.9
Hartenstein, Grant	29	128	296	.432	43	129	.333	104	137	.759	24	63	87	3.0	68	403	13.9	98	38	4	161	5.6
Herold, Mark	28	59	107	.551	0	0	.000	55	79	.696	78	115	193	6.9	54	173	6.2	34	12	6	40	1.4
Poet, Dan	23	13	26	.500	1	4	.250	7	14	.500	8	19	27	1.2	15	34	1.5	11	6	1	10	0.4
Rasmussen, Mike	27	132	255	.518	0	0	.000	60	105	.571	78	141	219	8.1	92	324	12.0	50	21	24	35	1.3
Short, Jay	19	58	135	.430	34	86	.395	31	48	.646	14	35	49	2.6	47	181	9.5	28	30	2	35	1.8
TEAM REBOUNDS											41	39	80	2.8								
GEORGE FOX	29	902	1930	.468	227	608	.373	500	715	.697	391	726	1117	38.5	574	2531	87.3	408	219	69	603	20.8
OPPONENTS	29	913	1934	.472	247	648	.381	484	663	.730	389	764	1153	39.8	616	2557	88.2	433	206	53	601	20.7

## 1993-94 THE OUTLOOK

Twice in the last four years, the George Fox College men's basketball team's season has ended in the NAIA national playoffs.

As Mark Vernon prepared for his 12th season as GFC head coach, he wasn't certain where the 1993-94 Bruin season will end.

"Offensively, we're capable of winning the conference, but unless we shore up our defense and rebounding, we'll be fighting to make the playoffs," he says.

A championship in the wide-open Cascade Collegiate Conference would give the Bruins an automatic berth in the NAIA Division II playoffs where Northwest teams have proved dominant. The three entries from the now-dissolved District 2 produced last year's national champion, a semifinalist and a quarterfinalist.

The conference members from Idaho will be major obstacles to any Bruin national playoff hopes. Albertson College of Idaho and Northwest Nazarene College both won national playoff games last season.

One thing is for certain, the Bruins have plenty of offensive firepower for their playoff run. The roster includes a bevy of players capable of hitting from beyond the 3-point line. Last year's Bruins obliterated team 3-point records and Vernon predicts they'll launch even more this season.

George Fox was the third-highest scoring team in NAIA District 2 last season at 87.3 points per game. With three of its four top scorers returning, the point totals again could soar.

Senior forward Jamie Boutin, Eugene, Ore., made an instant impact last season when he averaged more than 20 points a game during the first half of the season. The 6-7 all-conference selection finished with 17 points and 5.1 rebounds per contest, despite an illness that began to drain his energy halfway through the season. Vernon says he's back to his old form and will contend for All-American honors.

The Bruins also bring back the two highest scoring freshmen in District 2.

Sophomore point guard Grant Hartenstein, Colton, Ore., finished 1992-93 with a flurry, scoring 50 points in the Bruins' final two games. He gave the Bruins 13.9 points, three rebounds and 5.6 assists a contest last season.

Sophomore Nick Haij, Vancouver, Wash., averaged 12.5 points and left his mark on the GFC record book in the long-range shooting department. The 6-1 guard's 68 3-pointers and 187 attempts were both season records, and his 7-of-11 3-point performance against Northwest Christian on Jan. 16 established a new single game GFC record.

Vernon has added two former NCAA Division I players to the roster. He predicts both have all-conference potential.

The most prolific 3-point shooter in Big Sky Conference history will use his final year of eligibility at George Fox. Justin Paola, a 6-6 guard forward and Lake Oswego High grad, transfers from Eastern Washington University to give the Bruins one of the top 3-point threats in NAIA Division II.

Up from the University of Oregon comes 6-9 junior center Matt O'Neil, who finished his career at Churchill High as the school's all-time leading career scorer. Vernon is counting on O'Neil to open up things for his long-range shooters by providing inside scoring. An injured ankle in preseason practice could sideline him for a portion of the season.

The Bruins picked up an outside shooter and a penetrator in 6-3 junior guard Jon Dahlin. At Clackamas Community College, Dahlin averaged 16 points and helped his team to a 29-4 season.

While the Bruins can score, Vernon contends that defense and rebounding will determine if GFC upgrades from last year's 14-15 season – the Bruins' first under .500 in more than a decade.

He expects to get both from Seattle, Wash., product Nate Linman, a sophomore 6-6 forward/center who gives George Fox a 235-pound presence in the paint. Linman, who missed last year because of knee surgery, is the only current Bruin to play on the 1991-92 team that ranked No. 2 in NAIA Division II.


Vernon says the Bruins are deep, with nine players capable of starting.

Dustin Harrington, a 6-4 sophomore forward from Albany, Ore., came off the bench to spark the Bruins in several games last season. He's honed his outside shooting and may earn more playing time this season.

Backing up Hartenstein at point guard is 6-2 sophomore Aaron Downs, a tough defender from West Linn, Ore.

Rounding out the squad are three transfers and two freshmen. Mitch Ratzlaff, a 6-3 forward comes to George Fox after playing a year at Chemeketa Community. Brent Johnson, a 6-2 junior point guard, played at Newberg High and later with Dahlin at Clackamas Community. A 6-6 sophomore center who played with Hartenstein in high school, Morgan MacArthur, transfers from Oregon State, where he didn't play.

The freshmen are both 6-6 forwards. Jon Strauss graduated from South Medford High and Steve Ball comes from Stanwood High in Camano Island, Wash.



*All-American  
candidate  
Jamie Boutin*

## HEAD COACH MARK VERNON

Mark Vernon not only is the winningest men's basketball coach in George Fox College history, but he also ranks among the winningest men's basketball coaches in NAIA Division II.

In the last 11 years, his Bruins have suited up for 350 games and walked away with 234 wins. In 1992, after George Fox returned from its second trip to an NAIA national tournament in three years, his career winning percentage ranked fifth among active Division II coaches.



Vernon's teams have averaged more than 21 wins a season and produced four NAIA All-Americans, and one academic All-American. He's become the only GFC coach to post a winning road record: His teams are 107-83 outside of Newberg.

His efforts have not gone unnoticed. In 1985, he was the youngest coach in NAIA District 2 when he was named men's basketball district Coach of the Year for the first time. In 1987 and 1991 he received the same honor. He was named National Christian College Athletic Association National Coach of the Year in 1987.

Vernon, 40, has his entire collegiate coaching career at George Fox, but the tie with the Bruins is longer. He came to the College in 1975 as a student and basketball player. He transferred from Seattle's Highline Community College, where he received both Best Defense and Hustle awards. While at West Seattle High School, he was named Outstanding Athlete of the Year as a senior.

As a GFC guard, he established what was then the Bruins' highest career assist average (3.9). He was named Most Inspirational Player by his teammates his senior year, a year the Bruins were 20-9. In his two years in a GFC uniform, the Bruins were 39-17.

A 1977 graduate, Vernon was named GFC's Outstanding Physical Education Major and Outstanding Young Person in Teacher Education. He remained with GFC basketball as an assistant for three years (1977-78, 79-80 and 81-82), while working toward a 1982 master's degree in physical education at Linfield College.

In the fall of 1981, he joined the GFC physical education faculty as volleyball coach and women's tennis coach. Vernon teaches physical education classes in addition to his coaching.

He became head coach in 1982 after a nationwide search that began with 70 names.

Vernon and his wife, Denise, were married in August 1981 and have two sons: Brett, born June 19, 1991, and Brady, born July 17, 1993.

### **The Vernon Personal File:**

Best Rivalry (last 12 years): Albertson College of Idaho

Best Rivalry (last four years): Albertson, Willamette University

All-time Best GFC Players Coached: Randy Dunn, Kenny Stone, Dave Wilson

Favorite Games in Career: Four district championship games

Hobbies: Golf, anything my wife will let me do

Summer Activities: House painting, spending time with

Denise, Brett and Brady

Favorite Movie: "Field of Dreams"

Favorite Author: Robert Ludlum

Most Influential Person in Life: Father, Val Vernon

Person Most Admired: Ron Mehl, Pastor, Beaverton Four-square Church

## ASST. COACH STEVE GRANT

Steve Grant is in his 12th year with the Bruins, both as men's basketball assistant coach and head women's volleyball coach.

Grant, 47, replaced Mark Vernon as volleyball coach in 1982 when Vernon moved to the head basketball position. The Bruins' assistant is a 1969 graduate of Biola University, where he was a three-sport athlete. As a guard for the basketball team, he was named team MVP both his junior and senior years. He earned first team all-conference, all-district and all-Far West honors as an Eagle defender on the soccer team and played baseball his freshman and junior years.

After graduation, Grant stayed two years as a basketball and soccer assistant coach.

In 1971, Grant moved to Salem, Ore., to become head boy's basketball coach and head baseball coach at Salem Academy. In 1975, he switched from baseball to women's volleyball.

At Western Baptist College in 1981-82, Grant coached the women's basketball team and was head men's soccer coach.

Since his arrival, the GFC volleyball teams have compiled a 294-189 record. In 1984 and 1987, the Lady Bruins won National Christian College Athletic Association national championships and both times he was named NCCAA national Coach of the Year. NAIA District 2 Coach of the Year honors came to him in 1984 and 1990.

Grant earned a master's degree in education from Linfield College in 1985.

Grant and his wife, Kathleen, live in Salem. They have two children, Jeff, 21, and Bryan, 18.

### Grant's GFC Volleyball Records

1982	17-14	1988	30-13
1983	14-17	1989	27-18
1984	30-10 *	1990	31-13
1985	17-15	1991	24-17
1986	15-15	1992	28-20
1987	33-22 *	1993	28-18

\* NCCAA National Champions



## BRUIN STAFF

CRAIG TAYLOR is in his sixth year as George Fox College Athletic Director, but he has been associated with the Bruins for 20 years as player, coach and professor.

Taylor, 42, came to George Fox in 1971 as a junior forward for the men's basketball team. In 1972-73, he helped the Bruins to their first-ever NAIA District 2 title.

Taylor graduated from George Fox in 1974, named both Outstanding Man in Teacher Education and Outstanding PE Major. He received a master of science degree in education from Linfield College in 1975. While enrolled in graduate courses, he was a residence hall director at GFC.

From 1976 through 1979, Taylor was the Bruin baseball coach while also serving as assistant basketball coach. He worked at a sporting goods retailing firm from 1979 to 1981.

The AD was the coach of the women's basketball team from 1981 to 1993, producing a 162 to 155 record. He also coached GFC softball from 1981 to 1988, and again in 1990. His teams compiled a 77-99-1 record and in 1985, he was named NAIA District 2 Coach of the Year.

At George Fox, the athletic director is responsible for athletic department functions, including eligibility and compliance with GFC and NAIA regulations, budgeting, and department and sports center management.

Taylor has three children, Leah, a 19-year-old sophomore at GFC, Bree, 14, and Casey, 4. Taylor lives with his wife, Kathy, in McMinnville.



ROB FELTON is in his second year as Sports Information Director for George Fox's 11 athletic teams. A 1992 GFC graduate with a degree in communication arts, Felton was a GFC Sports Information Assistant for three years. Felton, 23, replaced Barry Hubbell, who held the position since 1970. Hubbell remains in a supervisor role as Executive Assistant to the President.




The GFC Sports Information office has produced 26 national award-winning publications in the last 12 years. Most recently, the 1993 baseball media guide earned fourth in a contest sponsored by the NAIA Sports Information Directors Association. In 1993, Felton added the title of Assistant Director of Public Information.

Felton, a 3.8 honors student, was named Outstanding Student in Communication Arts and to *Who's Who Among Students in American Colleges and Universities*. He was sports editor for the student newspaper, *The Crescent*, for two years and editor as a sophomore.

## BRUIN STAFF

MIKE WIRTA is in his 23rd year as George Fox basketball statistician. Called "Biggs" by his friends, Wirta is a 1974 George Fox graduate and one of the most loyal Bruin fans. At the end of the 1992-93 season, he had kept stats for 234 straight GFC men's basketball contests and 290 in a row at home. A member of the College's physical plant staff, Wirta, 44, has the upkeep of the sports center as his major responsibility. A Newberg



native, he devotes many volunteer hours to compiling statistics and records for the players and teams recorded in this book.

In 1988 the College's Alumni Association named Wirta its Volunteer of the Year, just the second person to receive the designation.

STEVE CURTIS is in his seventh year as trainer for the basketball Bruins – and all GFC athletic teams. A 1982 GFC graduate with a degree in physical education, Curtis received a master's degree in teaching from Portland State University in 1987. He is a certified athletic trainer by the Board of Certification of the National Athletic Trainers Association.



Curtis, 34, was head trainer, teacher, and activities director at Franklin High School, Portland, prior to joining the GFC athletic staff. He is a native of Monmouth, Oregon, and a graduate of Salem Academy. While student teaching at GFC he served as assistant coach for the track Bruins in the 1982-83 school year.

Curtis has a long – and successful – association with track. He was the NAIA District 2 hammer throw champion for three consecutive years, 1980-82, finishing 11th and 12th nationally in the event. He also was third in the district in the discus his senior year, when he was named the Bruin MVP.

During the summer of 1993, Curtis was the trainer for Portland's professional roller hockey team, The Rage.

At GFC Curtis not only is an athletic trainer for 11 sports but is an instructor in physical education, teaching athletic training classes and the exercise science classes. He and his wife, Karen, live in Portland and have three children, Christopher, 7, Kendall, 4, and Caitlin – born June 6, 1993.

ASSISTANT COACH – Tom Ketelsen

SPORTS INFORMATION ASSISTANTS – Gennie Sluder, Willie Jaynes

SCOREKEEPER – Don Millage

CLOCK – Bob Stewart, Larry Herrick, Jack Harris

STATISTICAL ASSISTANTS – Randy Hutchins, Dan Poet

BALL BOYS – Nathan Chamberlain, Jeffrey Barram, Sean Powers

## BRUIN HOSTS / HOSTESSES



*Left to right: back row – Dalke, Migneault, Bryant, Tompkins, Helmboldt; front row – Dubuy, Stewart, Jackson.*

George Fox College's "official greeters" for the 1993-94 basketball season are the Bruin Hosts and Hostesses. The specially selected group of eight students is in charge of hospitality for the Coleman Wheeler Sports Center. They welcome fans; take tickets; distribute programs; provide news media, stats crews and other special guests with refreshments and assist with the post-season basketball awards dessert.

Leading the 20-year-old organization this year are Brandon Dalke, a sophomore business and economics major from Beaverton, Ore., and Christina Jackson, a senior elementary education major from Vancouver, Wash.

Dalke and Zachariah Bryant, a sophomore Christian ministries/psychology major from Veneta, Ore., are the only returners.

New members are Rebecca Stewart, an interdisciplinary major from Banks, Ore.; Matt Helmboldt, a sophomore chemistry major from Kent, Wash.; Michelle Migneault, a freshman liberal arts major from Olympia, Wash.; Allison Dubuy, a business and economics major from Canby, Ore.; and Michelle Tompkins, a secondary education major from Newberg.


## BRUIN RALLY SQUAD



*Left to right: back row – Roid, Ortman, Mardock; front row – Durkee, Yntema, Williams*

Bruin basketball cheers are led by a volunteer six-member squad that practices daily and cheers at most Bruin home and away games. 1993-94 members are Chris Durkee, a freshman liberal arts major from Issaquah, Wash.; Carrie Yntema, a sophomore social studies teaching major from Vancouver, Wash.; Marci Williams, a freshman liberal arts major from Mead, Wash.; Angie Roid, a freshman liberal arts major from Keizer, Ore.; Christy Ortman, a sophomore liberal arts major from Boise, Idaho; and Jennifer Mardock, a freshman liberal arts major from Friendswood, Tex. Yntema and Ortman are the only returners on the squad.

## THE BRUINS – AS INDIVIDUALS




### STEVE BALL

**Freshman**  
**6-6 • 210**  
**Forward**

**Camano Island, Wash.**  
**(Stanwood High)**

One of two freshmen on team (the other, Jon Strauss) . . . averaged 12.7 points and 9.8 rebounds senior year . . . also lettered in soccer and tennis . . . good practice player . . . loves the game . . . working to improve strength . . . fast learner . . . high school honor roll student . . . computer and information science major . . . hobby: playing pool . . . most influential person in life: Larry Bird . . . person most admired: brother, Jon Ball . . . game most looked forward to this season: Linfield . . . favorite movie: "The Fugitive" . . . born: January 19, 1975, son of Becky Ball.

**MARK'S REMARKS:** "Steve works hard every day in practice and pushes our first team. Steve is a quality person who is a pleasure to have on the team."



### JAMIE BOUTIN


**Senior**  
**6-7 • 190**  
**Forward**

**Eugene, Ore.**  
**(Pocatello High, Idaho)**  
**(Pacific Lutheran Univ.)**  
**(Lane CC)**

All-American potential . . . player Coach Vernon last year called the best scorer he'd ever recruited . . . third-leading returning scorer in district . . . has recovered from an illness that affected his play in the second half of last season . . . still earned first team all-conference and honorable mention all-district honors . . . averaged 22 points a game before illness . . . the 1992 MVP of all Oregon and Washington community college players . . . his father, Jim, was a three-time NAIA All-American for Lewis & Clark College who coached Wilamette for 12 years and Western Oregon for six . . . a team captain . . . business and economics major . . . hobbies: golf, art, tennis . . . most influential person in life: father . . . person most admired: Washington Bullet Rex Chapman . . . game most looked forward to this season: Cascade Conference playoffs . . . favorite movie: "A Fistful of Dollars" . . . favorite book: "Playing for Knight" – Steve Alford . . . born: Mar. 8, 1971, son of Jim and Jan Boutin. Name pronunciation: "Bo-TAN."

**MARK'S REMARKS:** "Jamie has rebounded from his illness in the second half of the season to his old form. He should be one of our leading scorers and our team leader. I look forward to Jamie having a big senior season. He should repeat as an all-conference selection."

Year	G	FG	%	3 Pt.	%	FT	%	Rb.	Avg.	Ast.	Pts.	Avg.
92-93	27	184/383	.480	28/75	.373	64/84	.762	137	5.1	65	460	17.0




## JON DAHLIN

**Junior**  
**6-3 • 170**  
**Guard**

**Medford, Ore.**  
**(South Medford High)**  
**(Chemeketa CC)**

One of two transfers from Clackamas Community team that finished 29-4 (Brent Johnson, the other) ... gifted scorer ... averaged 16 points, 5.6 rebounds and 3.4 assists last season ... led team in scoring at regional tournament ... good shooter, but better penetrator ... one of two graduates of South Medford High (Jon Strauss, the other) ... potential starter ... averaged 22 points, eight rebounds and four assists high school senior year ... Southern Oregon Conference MVP ... third-team 4A all-state ... business and economics major ... hobby: kayaking ... most influential persons in life: parents ... favorite book: "Gone with the Wind" ... born: March 11, 1973, son of Lew and Diane Dahlin. Name pronunciation: "Duh-LIN."

**MARK'S REMARKS:** *"Jon is a valuable addition to the Bruins. He gives us 3-point shooting, but also is very effective in driving to the basket and creating scoring opportunities. He complements our other wings and adds another dimension to our offense."*



## AARON DOWNS


**Sophomore**  
**6-2 • 175**  
**Point**

**West Linn, Ore.**  
**(West Linn High)**

One of two true sophomores on team (Haij, the other) ... sound defensive player ... has improved outside shooting ... will take backup point guard duties ... player who beat the odds to make last year's team ... averaged 10 points, 3 rebounds, and 7 assists on 1991-92 West Linn team that finished eighth in Oregon AAA play ... second-team Tri-Rivers League all-star ... good floor leader ... intelligent player with good instincts ... secondary education major ... hobbies: listening to music, watching movies, golf ... most influential persons in life: parents ... person most admired: high school basketball coach Bart Valentine ... game most looked forward to: Albertson College of Idaho ... favorite movie: "Hoosiers" ... favorite book: "Pistol Pete: Heir to a Dream" ... born: Aug. 9, 1974, son of Duane and Sherry Downs.

**MARK'S REMARKS:** *"Aaron has improved tremendously since his freshman season. He should get some quality minutes backing up the point guard position. Aaron is an intelligent player who understands what the coach wants done on the floor."*

Year	G	FG	%	3 Pt.	%	FT	%	Rb.	Avg.	Ast.	Pts.	Avg.
92-93	13	5/18	.278	1/6	.167	13/18	.722	10	0.8	7	24	1.8



## NICK HAIJ

**Sophomore**  
**6-1 • 170**  
**Guard**

**Vancouver, Wash.**  
**(Columbia River High)**

A player Coach Vernon says could be the best scoring guard in George Fox history ... as freshman set GFC season 3-point season records with 68 makes in 187 attempts ... sank a GFC single game record, seven 3-pointers in 11 attempts Jan. 16, 1993, versus Northwest Christian ... led the Bruins in scoring in four games last season ... started 20 of GFC's 29 games ... set Washington AAA records in 1992, hitting 14 3-point baskets in four tournament games, finishing second in tournament scoring ... named to Southwest Washington Super Five first team, second in balloting ... senior year all-league pick as he averaged 18.0 points, 7.2 rebounds, and 4.1 assists a game as team captain ... good passer and strong rebounder for guard ... business and economics major ... hobbies: golf, collecting sports cards ... most influential person in life: father ... person most admired: Phoenix Sun Dan Majerle ... game most looked forward to this season: Linfield ... favorite movie: "The Fugitive" ... favorite book: "The Firm" ... born: Mar. 2, 1974, son of David and Kathy Haij. Name pronunciation: "HI."

**MARK'S REMARKS:** "Nick had a fine freshman season. He was the second-highest scoring freshman in the district and is the top returning 3-point shooter (by makes) in the district. That's saying a lot for a sophomore. Nick is competing for a starting position, but will be valuable either as a starter or coming off the bench."

Year	G	FG	%	3 Pt.	%	FT	%	Rb.	Avg.	Ast.	Pts.	Avg.
92-93	26	114/271	.421	68/187	.364	28/34	.824	73	2.8	31	324	12.5



## DUSTIN HARRINGTON


**Sophomore**  
**6-4 • 185**  
**Forward**

**Albany, Ore.**  
**(Santiam Christian)**

Came off the bench to spark the Bruins in several games last season ... has improved his outside shooting and defense ... still looking to improve strength ... first-team Class AA all-state player at Santiam Christian where he averaged 22 points and 10 rebounds a game ... all-league MVP as senior ... intelligent player (high school salutatorian) ... 1991-92 red-shirt ... left-hander ... chemistry major ... hobby: outdoor activities ... most influential person in life: father ... person most admired: comedy actor Chris Farley ... game most looked forward to this season: Northwest Nazarene ... favorite movie: "Young Guns" ... favorite book: "Great Expectations" ... born: Oct. 17, 1972, son of Rod and Cathie Harrington.

**MARK'S REMARKS:** "Dustin is an explosive player who will give us a big lift either as a starter or coming off the bench. His defense improves daily, which should translate to more minutes on the floor."

Year	G	FG	%	3 Pt.	%	FT	%	Rb.	Avg.	Ast.	Pts.	Avg.
92-93	27	39/103	.379	15/36	.417	18/34	.529	68	2.5	26	111	4.1



## GRANT HARTENSTEIN


**Sophomore**  
**5-10 • 165**  
**Point**

**Colton, Ore.**  
**(Colton High)**

A player Coach Vernon last year called the best freshman in the district ... second-leading scorer for the 1992-93 Bruins and highest scoring freshman in the district ... started every game, the only GFC player not to miss a game ... Oregon's 1991 AA Player of the Year, guiding team to state title ... won every prep award available to him: Tri-River MVP, first-team all-state, first-team all-tournament ... KATU-TV Athlete of the Month-Feb. 1992 ... 1991-92 redshirt ... good perimeter shooter ... excellent in penetrating to basket ... business and economics major ... game most looked forward to this season: Willamette ... favorite movie: "Star Wars" ... born: June 15, 1972, son of Will and Joyce Hartenstein. Name pronunciation: "HAR-ten-styne."

**MARK'S REMARKS:** "Grant is coming off a very good freshman season. We're looking for even better things this year. I'm really impressed with Grant's improved floor leadership and shot selection. I believe Grant is one of the best point guards in the conference."

Year	G	FG	%	3 Pt.	%	FT	%	Rb.	Avg.	Ast.	Pts.	Avg.
92-93	29	128/298	.432	43/129	.333	104/137	.759	87	3.0	161	403	13.9




## BRENT JOHNSON

**Junior**  
**6-2 • 175**  
**Point**

**Newberg, Ore.**  
**(Newberg High)**  
**(Clackamas CC)**

One of two transfers from Clackamas Community team that finished 29-4 (Jon Dahlin the other) ... named most inspirational at CCC ... returns home to Newberg ... averaged 10.4 points and five rebounds during senior year ... an intelligent player ... plays extremely hard ... tough tenacious defender ... working to improve shooting ... business and economics major ... hobby: mountain bike riding ... most influential person in life: father ... game most looked forward to this season: Willamette ... favorite book: "A Time to Kill" ... born: August 14, 1971, son of Larry and Linda Johnson.

**MARK'S REMARKS:** "Brent is an excellent defender and does a good job running the team. We will definitely use Brent's defensive abilities this season."



## NATE LINMAN


**Sophomore**  
**6-6 • 235**  
**Forward / Center**

**Seattle, Wash.**  
**(Seattle Christian High)**

Returns after knee surgery that forced him to redshirt 1992-93 season ... a team captain ... very sound defender ... good rebounder ... understands game ... very good passer ... only current Bruin to play on 1991-92 national tournament team ... averaged 22 points and 13 rebounds at Seattle Christian ... Washington Class A all-state selection ... two-year league MVP, setting record of 39 points in single playoff game ... lettered in soccer and baseball ... high school student body president ... liberal arts major ... hobbies: sports ... most influential persons in life: parents ... persons most admired: Charlotte Horner, Larry Johnson ... game most looked forward to this season: Cascade Conference final ... favorite movie: "Caddyshack" ... Favorite book: "Pistol Pete: Heir to a Dream" ... born: Sept. 19, 1972, son of Darrel and Pamala Linman. Name pronunciation: "Lynn-man."

**MARK'S REMARKS:** "Nate may be one of our most valuable players. We'll ask him to do many things this year. Nate will play power forward. He is the heart and soul of the team. He gives us intelligent play, along with being our enforcer. Nate does the little things that help us win games."

Year	G	FG	%	3 Pt.	%	FT	%	Rb.	Avg.	Ast.	Pts.	Avg.
92-93	16	17/37	.459	0/3	.000	9/19	.474	35	2.2	7	43	2.7




## MORGAN MacARTHUR

**Sophomore**  
**6-6 • 250**  
**Center**

**Colton, Ore.**  
**(Colton High)**

A former teammate of Grant Hartenstein at 1991 AA state champion Colton High ... first team all-tournament selection ... transfer from Oregon State University where he did not play ... very active player ... runs floor well ... working to improve shooting abilities ... good rebounder ... honorable mention National Merit Scholar ... electrical engineering/business and economics major ... most influential person in life: Andrew Stevens ... game most looked forward to this season: Willamette ... favorite movie: "Buckeroo Bonzai" ... favorite book: "Chronicles of Thomas Covenant" ... born: January 18, 1973, son of Walter and Linda MacArthur.

**MARK'S REMARKS:** "Morgan's happy to be playing college basketball after transferring from OSU. He plays with enthusiasm and is a real spark to us in practice. We will use Morgan in spot situations this year. He's a positive player."




## MATT O'NEIL

**Junior**  
**6-9 • 225**  
**Center**

**Eugene, Ore.**  
**(Churchill High)**

Transfers to GFC after two years as reserve on University of Oregon team ... redshirted last season ... all-conference potential ... good one-on-one moves around basket ... good foul shooter ... quick feet for height ... all-time leading scorer with 945 points at Churchill ... garnered second team all-state and USA Today honorable mention All-American awards ... averaged 18.8 points and 9.4 rebounds as senior ... his father, Bruce, coached men's basketball at University of Hawaii ... communication/video production major ... hobby: fly fishing ... most influential person in life: father ... favorite movie: "Fletch" ... born: Feb. 17, 1972, son of Bruce and Eileen O'Neil.

**MARK'S REMARKS:** *"Matt fills the void at center and should give us one of the best centers in the conference. He can score, but we need him to rebound for the Bruins to reach their potential. Matt gives us the inside scoring we desperately need to complement our perimeter shooting."*



## JUSTIN PAOLA

**Senior**  
**6-6 • 185**  
**Guard / Forward**

**Hillsboro, Ore.**  
**(Lake Oswego High)**  
**(Eastern Washington Univ.)**

- Transfers to GFC after playing three years at Eastern Washington University ... redshirted last season ... tremendous 3-point shooting ability ... set Big Sky Conference career 3-point records in three years (164-of-436) ... had pair of 7-of-14 single game school record-setting performances ... averaged 10.2 points and 2.5 rebounds as a junior ... career .782 free throw shooter ... all-conference potential ... third second-generation GFC NAIA player-father played from 1962-64 ... good passer ... working to improve defensive intensity ... elementary education major ... hobbies: outdoor activities ... most influential persons in life: parents, grandparents ... person most admired: father ... favorite book: "The Firm" ... born: Feb. 9, 1971, son of Denny and Jo Paola. Name pronunciation: "Pay-OH-la."

**MARK'S REMARKS:** *"Justin may be the top 3-point shooter in the conference and in NAIA Division 2. He can really knock down the 'three.' Justin is also a fine passer and an intelligent player who has potential to be all-conference."*




## **MITCH RATZLAFF**

**Sophomore**  
**6-3 • 185**  
**Forward**

**Salem, Ore.**  
**(Salem Academy)**

A 1991 Salem Academy grad who transfers after playing one year at Chemeketa Community ... very sound defensive player ... excellent leaping ability ... averaged 15 points his high school senior year ... works hard in practice ... working to improve shooting ... business and economics major ... hobbies: fishing, hunting, freestyle frisbee, skateboarding ... most influential person in life: father ... persons most admired: father/Larry Bird ... game most looked forward to this season: Willamette ... favorite book: "Huck Finn" ... favorite movie: "Star Wars Trilogy" ... born: March 25, 1973, son of John and Dee Ratzlaff. Name pronunciation: "RATS-luf."

**MARK'S REMARKS:** *"Mitch is a player who understands his strengths and weaknesses. He is a good rebounder and defender and will get some minutes this year because of those qualities."*



## **JON STRAUSS**

**Freshman**  
**6-6 • 220**  
**Forward**

**Medford, Ore.**  
**(South Medford High)**

One of two freshmen on team (Steve Ball, the other) ... strong for a freshman ... working to improve one-on-one skills ... has college potential ... one of two graduates of South Medford High (Jon Dahlin, the other) ... good shooter from 15 feet in ... third team all-conference senior year ... averaged 10 points and nine rebounds ... high school valedictorian ... distant relative of German composer Johann Strauss ... environmental engineering major ... most influential persons in life: parents ... game most looked forward to this season: Southern Oregon ... favorite movie: "Monty Python and the Search for the Holy Grail" ... born: March 10, 1975, son of Steven and Beverly Strauss ... Name pronunciation: first name "Yawn," last name "Strouse" (as in house).

**MARK'S REMARKS:** *"Jon is a pleasant surprise. He has real potential to be a good college basketball player. If he keeps improving at the rate he's showing, he'll be ready to help us next season."*



1993-94 Bruins left to right: front row – Grant Hartenstein, Nick Haij, Jon Dahlin, Brent Johnson; back row – Asst. Coach Steve Gra, Matt O'Neil, Morgan MacArthur, Nate Linman

No.	Name	Pos.	Height	Weight	Age	Year
12	DOWNS, Aaron	Point	6-2	175	19	So.
20	HARTENSTEIN, Grant	Point	5-10	165	21	So.
21	HAIJ, Nick	Guard	6-1	170	19	So.
22	JOHNSON, Brent	Point	6-2	175	22	Jr.
24	DAHLIN, Jon	Guard	6-3	172	20	Jr.
30	RATZLAFF, Mitch	Forward	6-3	185	20	So.
32	BALL, Steve	Forward	6-6	210	18	Fr.
33	HARRINGTON, Dustin	Forward	6-4	185	21	So.
34	BOUTIN, Jamie	Forward	6-7	190	22	Sr.
40	MACARTHUR, Morgan	Center	6-6	250	20	So.
41	STRAUSS, Jon	Forward	6-6	220	18	Fr.
42	O'NEIL, Matt	Center	6-9	225	21	Jr.
44	PAOLA, Justin	Forward/Guard	6-6	185	22	Sr.
45	LINMAN, Nate	Forward/Center	6-6	235	21	So.

### ALPHABETICAL ROSTER

Ball, Steve (32)	Johnson, Brent (22)
Boutin, Jamie (34)	Linman, Nate (45)
Dahlin, Jon (24)	MacArthur, Morgan (40)
Downs, Aaron (12)	O'Neil, Matt (42)
Haij, Nick (21)	Paola, Justin (44)
Harrington, Dustin (33)	Ratzlaff, Mitch (30)
Hartenstein, Grant (20)	Strauss, Jon (41)

## 3-94 BASKETBALL ROSTER



Haij, Aaron Downs, Dustin Harrington, Steve Ball, Mitch Ratzlaff,  
ant, Asst. Coach Tom Ketelsen, Justin Paola, Jamie Boutin,  
n, Jon Strauss, Head Coach Mark Vernon.

Exp.	Hometown (School)
IV	West Linn, Ore. (West Linn)
IV	Colton, Ore. (Colton)
IV	Vancouver, Wash. (Columbia River)
2CC	Newberg, Ore. (Newberg) (Clackamas CC)
2CC	Medford, Ore. (South Medford) (Clackamas CC)
1CC	Salem, Ore. (Salem Academy) (Chemeketa CC)
HS	Camano Island, Wash. (Stanwood)
1V	Albany, Ore. (Santiam Christian)
2V/1CC	Eugene, Ore. (Pocatello, Idaho) (Pacific Lutheran) (Lane CC)
HS	Colton, Ore. (Colton)
HS	Medford, Ore. (South Medford)
2V	Eugene, Ore. (Churchill) (University of Oregon)
3V	Hillsboro, Ore. (Lake Oswego) (Eastern Wash.)
1V	Seattle, Wash. (Seattle Christian)

### EXPERIENCE CHART

**Lettermen Returning:** Jamie Boutin, Aaron Downs, Nick Haij, Dustin Harrington, Grant Hartenstein, Nate Linman

**Newcomers:** Steve Ball, Jon Dahlin, Brent Johnson, Morgan MacArthur, Matt O'Neil, Justin Paola, Mitch Ratzlaff, Jon Strauss

**By Class:** Senior – Jamie Boutin, Justin Paola; Junior – Jon Dahlin, Brent Johnson, Matt O'Neil; Sophomore – Aaron Downs, Nick Haij, Dustin Harrington, Grant Hartenstein, Nate Linman, Morgan MacArthur, Mitch Ratzlaff; Freshman – Steve Ball, Jon Strauss

## BRUIN RECORDS

(Since Joining NAIA)

### INDIVIDUAL SINGLE GAME RECORDS

Most Points – 50	Jeff Hoffman
	vs. Columbia Christian 2/14/91
Most Field Goals – 19	Jeff Hoffman
	vs. Columbia Christian 2/14/91
Most Field Goals Att. – 31	Larry Craven
	vs. Southern Oregon 1/26/69
Best Field Goals Pct. – 1.000 (10-10)	J. R. Smith
	vs. Columbia Christian 1/29/82
Best Field Goals Pct. (with miss) – .933 (14-15)	Paul Cozens
	vs. Pacific 12/17/76
Most 3-Point Goals – 7	Nick Haij
	vs. Northwest Christian 1/16/93
Most 3-Point Attempts – 15	Kurt Ronnow
	vs. Northwestern of Iowa 3/14/92
Best 3-Point Percentage – 1.000 (6-6)	Jeff Hoffman
	vs. Columbia Christian 2/14/91
Most Free Throws Made – 16	Kenny Stone (16-19)
	vs. College of Idaho 1/28/87
Most Free Throws Att. – 19	Kenny Stone (16-19)
	vs. College of Idaho 1/28/87
Best Free Throw Pct. – 1.000	Paul Cozens (12-12)
	vs. Warner Pacific 2/21/78
Best Free Throw Pct. (with miss) – .933	
	Tom Hewitt (14-15) vs. Pacific 12/18/75
	Hille van der Kooy (14-15) vs. Eastern Oregon 12/5/80
	Randy Dunn (14-15) vs. Linfield 1/6/84
Most Rebounds – 25	Gordy Loewen
	vs. Warner Pacific 2/11/71
Most Off. Reb. – 16	Gordy Loewen
	vs. Warner Pacific 2/11/71
Most Def. Reb. – 20	Eric Swanson vs. NNC 2/8/88
Most Assists – 20	Brian Martin vs. Warner Pacific 1/19/91
Most Turnovers – 11	Gary Chenault
	vs. Portland State 1/13/78
Most Steals – 11	
	Curtis Kimbrough vs. U.C. – San Diego 12/19/84
	Jeff Richards vs. Dominican 1/2/88
Most Blocked Shots – 13	Dave Wilson
	vs. Northwest Christian 11/19/91

### INDIVIDUAL SEASON RECORDS

Most Points – 799	Dave Wilson 1991-92
Best Average – 23.9	Paul Cozens 1977-78
Most Field Goals Made – 299	Dave Wilson 1991-92
Most Field Goals Att. – 500	Rob Wunder 1973-74
Best Field Goal Pct. – .642 (122-190)	Dave Wilson 1987-88
Most Consecutive Field Goals – 16	J. R. Smith 1981-82
Most 3-Points Made – 68	Nick Haij 1992-93
Most 3-Point Attempts – 187	Nick Haij 1992-93
Best 3-Point Pct. – .500 (48/96)	Dan Newman 1987-88
Most Free Throws Made – 201	Dave Wilson 1991-92
Most Free Throws Att. – 249	Dave Wilson 1991-92
Best Free Throw Pct. – .932 (69-74)	Dan Newman 1986-87
Most Consecutive Free Throws – 56	Gary Chenault 1978-79
Most Rebounds – 422	Randy Dunn 1981-82
Most Offensive Rebounds – 138	Randy Dunn 1981-82
Most Defensive Rebounds – 287	Eric Swanson 1987-88
Best Rebound Average – 12.90	Jeff Hoffman 1990-91
Most Assists – 340	Brian Martin 1990-91
Best Assist Average – 11.33	Brian Martin 1990-91

Most Blocked Shots - 170	Dave Wilson 1987-88
Best Block Average - 5.15	Dave Wilson 1987-88
Most Turnovers - 132	Mike Royer 1981-82
Most Steals - 110	Curtis Kimbrough 1986-87
Best Steal Average - 3.48	Curtis Kimbrough 1985-86
Most Fouls - 116	Dave Mauermann 1982-83
Highest Foul Average - 3.74	Dave Mauermann 1982-83
Most Games Played - 35	7 Players tied 1991-92

### INDIVIDUAL CAREER RECORDS

Most Points - 2,296	Dave Wilson 1987-92
Best Average - 20.53	Hille van der Kooy 1979-81
Most Field Goals Made - 895	Paul Cozens 1974-78
Most Field Goals Att. - 1,620	Paul Cozens 1974-78
Best Field Goal Pct. - .621	Dave Wilson 1987-92
Most 3-Points Made - 90	Rich Schlachter 1989-90
Most 3-Point Attempts - 261	Rich Schlachter 1989-90
Best 3-Point Percentage - .479 (80/167)	Dan Newman 1986-88
Most Free Throws - 534	Dave Wilson 1987-92
Most Free Throws Att. - 691	Dave Wilson 1987-92
Best Free Throw Pct. - .870	Gary Chenault 1976-79
Most Rebounds - 1,147	Paul Cozens 1974-78
Most Offensive Rebounds - 335	Randy Dunn 1981-84
Most Defensive Rebounds - 821	Paul Cozens 1974-78
Best Rebound Average - 11.69	Jeff Hoffman 1990-92
Most Assists - 614	Brian Martin 1989-91
Best Assist Average - 9.59	Brian Martin 1989-91
Most Steals - 341	Curtis Kimbrough 1983-87
Best Steal Average - 2.94	Curtis Kimbrough 1983-87
Most Games Played - 131	Dave Wilson 1987-92
Most Personal Fouls - 348	Dave Wilson 1987-92
Most Blocked Shots - 598	Dave Wilson 1987-92
Best Blocked Shots Average - 4.56	Dave Wilson 1987-92

### TEAM SINGLE GAME RECORDS

Most Points - 143	vs. Northwest (143-56) 1/23/87
Least Points - 33	vs. Eastern Oregon (33-30) 2/6/81
Least Points Against - 30	vs. Eastern Oregon (33-30) 2/6/81
Most Points Against - 124	vs. Portland State (124-81) 1/13/78
Biggest Winning Margin - 87	vs. Northwest (143-56) 1/23/87
Biggest Losing Margin - 62	vs. Lewis & Clark (112-50) 1/15/70
Most Field Goals - 57	vs. Northwest (1/23/87)
Most Field Goals Att. - 114	vs. Columbia Christian 1/8/74
Best Field Goal Pct. - .714	vs. Columbia Christian (40-56) 1/29/82
Worst Field Goal Pct. - .202	vs. Pacific (21-104) 12/10/67
Most 3-Point Goals - 13	vs. Southern Oregon 1/8/93
Most 3-Point Attempts - 33	vs. Eastern Oregon 1/15/93
Best 3-Point Percentage - .778 (7/9)	vs. St. Martins 1/6/87
	vs. Northwest Christian 1/20/89
Most Free Throws Made - 39	vs. Lewis & Clark (39-47) 1/8/71
Most Free Throws Att. - 50	vs. Northwest Nazarene (30-50) 2/14/70
	vs. Western Oregon (38-50) 2/15/86
Best Free Throw Pct. - 1.000	vs. Warner Pacific (6-6) 2/12/77
Best Free Throw Pct. (with miss) - .923	vs. Northwest Nazarene (36-39) 2/9/76

Most Rebounds – 104 . . . . . vs. Columbia Christian 1/8/74  
 Most Assists – 41 . . . . . vs. Northwest 1/23/87  
 Most Turnovers – 48 . . . . . vs. Whitman 12/19/72  
 Most Personal Fouls – 39 . . . vs. Northwest Nazarene 2/4/71  
 Most Steals – 31 . . . . . vs. Dominican 1/2/88  
 Most Blocked Shots – 22 . . vs. Northwest Christian 11/19/91

### TEAM SEASON RECORDS

Most Wins . . . . .	29 (29-5)	1989-90
Best Winning Pct. . . . .	.853 (29-5)	1989-90
Most Losses . . . . .	23 (3-23)	1969-70
Least Losses . . . . .	5 (29-5)	1989-90
Least Wins . . . . .	3 (3-23)	1969-70
Lowest Winning Pct. . . . .	.115 (3-23)	1969-70
Most Points . . . . .	3207	1991-92
Least Points . . . . .	1816	1968-69
Most Points Against . . . . .	2833	1991-92
Least Points Against . . . . .	1964	1971-72
Highest Scoring Average . . . . .	100.4	1990-91
Lowest Scoring Average . . . . .	66.9	1965-66
Highest Scoring Average Against . .	89.0	1969-70
Lowest Scoring Average Against . .	66.6	1965-66
Highest Scoring Margin . . . . .	20.4	1986-87
Most Field Goals Made . . . . .	1258	1986-87
Most Field Goals Att. . . . .	2273	1991-92
Best Field Goal Pct. . . . .	.556	1986-87
Most 3-Point Goals . . . . .	227	1992-93
Most 3-Point Att. . . . .	608	1992-93
Best 3-Point Pct. . . . .	.416	1987-88
Most Free Throws Made . . . . .	708	1991-92
Most Free Throws Att. . . . .	956	1991-92
Best Free Throw Pct. . . . .	.775	1983-84
Most Rebounds . . . . .	1651	1991-92
Best Rebound Average . . . . .	50.9	1990-91
Best Rebound Margin . . . . .	10.2	1991-92
Most Assists . . . . .	834	1986-87
Best Assist Average . . . . .	26.6	1990-91
Most Blocked Shots . . . . .	268	1989-90
Best Blocked Shots Average . . . . .	7.9	1989-90
Most Turnovers . . . . .	596	1985-86
Most Steals . . . . .	483	1986-87
Best Steal Average . . . . .	14.6	1986-87
Most Personal Fouls . . . . .	704	1984-85
Longest Winning String . . . . .	15 (games 8 thru 22)	1986-87
Longest Loss String . . . . .	18 (games 8 thru 25)	1969-70

## MILLER GYM RECORDS

### INDIVIDUAL

Most Points – 50	Jeff Hoffman (GFC) vs. Columbia Christian 2/14/91
Most Field Goals – 20	Mark Wickman (Linfield) vs. GFC 1/2/78
Most Field Goals Att. – 29	Vinne Forks (SOSC) vs. Concordia 12/21/79
Best Field Goal Pct. – 1.000 (10-10)	J. R. Smith (GFC) vs. Columbia Christian 1/29/82
Most Free Throws – 16	Kenny Stone (GFC) vs. College of Idaho 11/28/87
Most Free Throws Att. – 19	Kenny Stone (GFC) vs. College of Idaho 11/28/87
Best Free Throw Pct. – 1.000 (12-12)	Paul Cozens (GFC) vs. Warner Pacific 1/21/78
Most Rebounds – 23	Hille van der Kooy (GFC) vs. Eastern Oregon 12/5/80 Eric Swanson (GFC) vs. Northwest Nazarene 2/5/88
Most Assists – 20	Brian Martin (GFC) vs. Warner Pacific 1/19/91
Most Steals – 9	Jeff Rust (Western Baptist) vs. Warner Pacific 3/5/82 Toby Long (GFC) vs. Northwest 1/23/87
Most Blocks – 12	Dave Wilson (GFC) vs. Pacific 11/17/89

### TEAM

Most Points – 143	GFC (vs. Northwest) 1/23/87
Most Field Goals – 57	GFC (vs. Northwest) 1/23/87
Most Field Goals Att. – 93	Northwest Nazarene (vs. Warner Pacific) 12/2/77
Best Field Goal Pct. – .714 (40-56)	GFC (vs. Columbia Christian) 1/29/82
Most Free Throws – 42	Concordia (vs. SOSC) 12/21/79
Most Free Throws Att. – 52	Concordia (vs. Warner Pacific) 12/6/81
Best Free Throw Pct. – 1.000 (13-13)	Judson Baptist (vs. Concordia) 3/5/82
Most Rebounds – 71	GFC (vs. Warner Pacific) 2/17/90
Most Assists – 41	GFC (vs. Northwest) 1/23/87
Most Steals – 28	GFC (vs. Northwest) 1/23/87
Most Blocks – 15	GFC (vs. Willamette) 12/2/88 GFC (vs. Pacific) 11/17/89

# BRUIN TOP TEN

(NAIA Competition)

## CAREER SCORING

Name	Years Played	Games	Total	Average
Dave Wilson	1987-92	131	2296	17.52
Paul Cozens	1974-78	113	2187	19.35
Dan Newman	1980-82;			
	1986-88	120	2113	17.61
Kenny Stone	1983-87	126	2050	16.27
Randy Dunn	1981-84	88	1744	19.82
Mike Royer	1978-82	114	1367	12.00
Dave Adrian	1975-78;			
	1979-80	103	1307	12.69
Gordy Loewen	1968-72	100	1300	13.00
Jeff Hoffman	1990-92	64	1264	19.75
Gary Chenault	1976-79	86	1187	13.80

## CAREER REBOUNDING

Paul Cozens	1974-78	113	1147	10.15
Kenny Stone	1983-87	126	1116	8.86
Dave Wilson	1987-92	131	1111	8.48
Dave Alteneder	1965-69	104	1013	9.74
Randy Dunn	1981-84	88	994	11.30
Gordy Loewen	1968-72	100	968	9.68
Curtis Kimbrough	1983-87	116	797	6.87
Ray Willis	1972-75	91	771	8.47
Jeff Hoffman	1990-92	64	748	11.69
Gary Blackmar	1965-68	76	740	9.74

## CAREER ASSISTS

Brian Martin	1989-91	64	614	9.59
Al Vasey	1982-86	118	520	4.41
Mike Royer	1978-82	114	509	4.46
Curtis Kimbrough	1983-87	116	501	4.32
Brent Peterson	1985-89	116	462	3.98
Phil Barnhart	1977-81	113	428	3.79
Tom Hewitt	1973-77	111	404	3.64
Dave Adrian	1975-78;			
	1979-80	103	376	3.65
Eddie Fields	1970-73	83	325	3.92
Kenny Stone	1984-87	126	316	2.51
Curt Scheidel	1990-92	65	316	4.89

## CAREER FIELD GOAL ACCURACY

(Minimum two years)

Dave Wilson	1987-92	881/1418	.621
Eric Swanson	1986-88	431/736	.586
Kenny Stone	1983-87	794/1388	.572
Toby Long	1985-87	346/607	.570
Iiley Thompson	1982-84	188/336	.560
Paul Cozens	1974-78	895/1620	.552
Randy Dunn	1981-84	697/1265	.551
Mike Redmond	1985-87	250/455	.549
Dave Mauermann	1981-83	245/447	.548
Eric Smith	1980-82	122/224	.545

## CAREER FREE THROW ACCURACY

(Minimum two years)

Gary Chenault	1976-79	195/224	.870
Dave Morgan	1970-72	84/98	.857
Paul Cozens	1974-78	397/470	.845
Al Vasey	1982-86	126/151	.834
Eric Lautenbach	1984-88	146/177	.825
Dan Newman	1980-82; 1986-88	380/462	.822
Jim McNelly	1965-67	82/100	.820
Randy Dunn	1981-84	350/441	.794
Larry Jury	1983-84	231/299	.773
Dave Wilson	1987-92	534/691	.773

## CAREER STEALS

<i>Name</i>	<i>Years Played</i>	<i>Games</i>	<i>Total</i>	<i>Average</i>
Curtis Kimbrough	1983-87	116	341	2.94
Kenny Stone	1983-87	126	252	2.00
Brent Peterson	1985-89	116	214	1.84
Les Harrison	1984-86	61	178	2.92
Gary Chenault	1976-79	86	161	1.87

## CAREER BLOCKS

Dave Wilson	1987-92	131	598	4.56
Kenny Stone	1983-87	126	430	3.41
Hille van der Kooy	1979-81	57	121	2.12
Curtis Kimbrough	1983-87	116	74	0.63
Rich Schlachter	1986-90	103	74	.72

## SEASON SCORING

<i>Name</i>	<i>Year</i>	<i>Total</i>
Dave Wilson	1991-92	799
Paul Cozens	1977-78	692
Jeff Hoffman	1990-91	690
Dave Wilson	1989-90	656
Eric Swanson	1987-88	654
Randy Dunn	1982-83	614
Hille van der Kooy	1979-80	598
Kenny Stone	1985-86	592
Dan Newman	1987-88	591
Randy Dunn	1981-82	581

## SEASON REBOUNDING

Randy Dunn	1981-82	422
Eric Swanson	1987-88	397
Jeff Hoffman	1990-91	374
Jeff Hoffman	1991-92	374
Paul Cozens	1977-78	370
Randy Dunn	1982-83	343
Dave Wilson	1991-92	334
Hille van der Kooy	1979-80	333
Hille van der Kooy	1980-81	327
Kenny Stone	1985-86	318

## SEASON ASSISTS

Brian Martin	1990-91	340
Brian Martin	1989-90	274
Curt Scheidel	1991-92	231
Mike Royer	1981-82	178
Tom Hewitt	1976-77	177
Phil Barnhart	1979-80	172
Al Vasey	1983-84	172
Jeff Bieker	1981-82	168
Curtis Kimbrough	1985-86	163
Grant Hartenstein	1992-93	161

### SEASON SCORING AVERAGE

Paul Cozens	1977-78	23.9
Jeff Hoffman	1990-91	23.8
Dave Wilson	1991-92	22.8
Randy Dunn	1982-83	21.2
Randy Dunn	1983-84	21.1
Dan Newman	1987-88	21.1
Hille van der Kooy	1979-80	20.6
Hille van der Kooy	1980-81	20.4
Tim Hardie	1976-77	20.1
Eric Swanson	1987-88	19.8

### SEASON REBOUNDING AVERAGE

Jeff Hoffman	1990-91	12.90
Randy Dunn	1981-82	12.79
Paul Cozens	1977-78	12.75
Tom Ackerman	1968-69	12.73
Eric Swanson	1987-88	12.03
Randy Dunn	1982-83	11.83
Gary Blackmar	1966-67	11.80
Hille van der Kooy	1980-81	11.70
Hille van der Kooy	1979-80	11.50
Dave Alteneder	1967-68	10.80

### SEASON STEALS

Name	Years Played	Games	Total	Average
Curtis Kimbrough	1986-87	33	110	3.33
Curtis Kimbrough	1985-86	31	108	3.48
Curtis Kimbrough	1984-85	34	104	3.06
Les Harrison	1984-85	34	90	2.65
Les Harrison	1985-86	27	88	3.26

### SEASON BLOCKS

Dave Wilson	1987-88	33	170	5.15
Dave Wilson	1989-90	34	166	4.88
Dave Wilson	1990-91	29	125	4.31
Dave Wilson	1991-92	35	137	3.91
Kenny Stone	1984-85	34	123	3.62
Kenny Stone	1986-87	33	122	3.70
Kenny Stone	1985-86	30	112	3.73
Kenny Stone	1983-84	29	73	2.52

### GAME SCORING

Jeff Hoffman	2/14/91 (Columbia Christian)	50
Hille van der Kooy	12/5/80 (Eastern Oregon)	42
Paul Cozens	1/21/78 (Warner Pacific)	38
Hille van der Kooy	2/21/81 (Warner Pacific)	38
Paul Cozens	2/19/75 (Southern Oregon)	37
Jamie Boutin	11/21/92 (Southern Oregon)	37
Tom Hewitt	1/25/77 (Alaska - Anchorage)	36
Eric Swanson	2/27/88 (Eastern Oregon)	36
Paul Cozens	12/30/75 (Linfield)	35
Jeff Hoffman	12/8/90 (Puget Sound)	35
Jeff Hoffman	12/29/90 (Eastern Oregon)	35
Dave Wilson	1/23/92 (Concordia)	35

### GAME REBOUNDING

Gordy Loewen	2/11/71 (Warner Pacific)	25
Jeff Hoffman	11/24/90 (St. Martins)	24
Hille van der Kooy	12/5/80 (Eastern Oregon)	23
Randy Dunn	2/18/84 (Northwest Nazarene)	23
Eric Swanson	2/5/88 (Northwest Nazarene)	23
Jeff Hoffman	2/29/92 (Willamette)	22
Gordy Loewen	2/22/69 (Southern Oregon)	22

Kenny Stone	1/24/87 (Eastern Oregon)	21
Dave Wilson	1/19/91 (Warner Pacific)	20
and four other players a total of 8 times		

### GAME ASSISTS

Brian Martin	1/19/91 (Warner Pacific)	20
Brian Martin	2/14/91 (Columbia Christian)	18
Brian Martin	2/20/90 (Concordia)	17
Brian Martin	1/12/91 (Northwest Nazarene)	16
Brian Martin	2/16/91 (Western Baptist)	16
Brian Martin	1/5/91 (Western Baptist)	15
Brian Martin	2/2/91 (Warner Pacific)	15
Grant Hartenstein	1/16/93 (Northwest Christian)	15
Mike Royer	1/18/82 (Eastern Oregon)	14
Les Harrison	3/1/86 (Warner Pacific)	14
Brian Martin	3/2/91 (Linfield)	14

### GAME STEALS

Curtis Kimbrough	12/19/84 (U.C.-San Diego)	11
Jeff Richards	1/2/88 (Dominican)	11
Toby Long	1/23/87 (Northwest)	9
Curtis Kimbrough	12/14/85 (Concordia)	8
Les Harrison	1/11/86 (Columbia Christian)	8
Todd Erickson	2/19/91 (Concordia)	8

### GAME BLOCKS

Dave Wilson	11/19/91 (Northwest Christian)	13
Dave Wilson	2/9/88 (Concordia)	12
Dave Wilson	11/17/89 (Pacific)	12
Dave Wilson	3/10/88 (Concordia)	11
Dave Wilson	1/2/88 (Dominican)	11
Dave Wilson	12/2/87 (Willamette)	10
Dave Wilson	11/25/89 (Seattle Pacific)	10
Dave Wilson	11/10/92 (William Jewell)	10

### GAME TRIPLE DOUBLES

Name	Game	Points	Rebounds	Assists	Blocks
Dave Adrian	2/11/78 (College of Idaho)	10	10	10	
Kenny Stone	1/17/87 (Northwest Nazarene)	21	11	10	
Curtis Kimbrough	1/23/87 (Northwest College)	12	10	10	
Dave Wilson	1/2/88 (Dominican)	14	11		11
Dave Wilson	2/9/88 (Concordia)	20	10		12
Dave Wilson	3/10/88 (Concordia)	18	11		11
Jeff Richards	1/14/89 (Northwest Christian)	15	10	12	
Brian Martin	3/2/91 (Willamette)	17	10	12	
Dave Wilson	11/19/91 (Northwest Christian)	21	12		13

## YEAR-BY-YEAR LEADERS

### SCORING

<i>Year</i>	<i>Name</i>	<i>Total</i>	<i>Games</i>	<i>Average</i>
1965-66	Gary Blackmar	303	28	10.82
1966-67	Gary Blackmar	410	26	15.77
1967-68	Gary Blackmar	321	23	13.95
1968-69	Gordy Loewen	437	26	16.81
1969-70	Gordy Loewen	368	22	16.72
1970-71	Sammy Ibarra	408	28	14.57
1971-72	Gary Berg	378	25	15.12
1972-73	Sammy Ibarra	442	31	14.26
1973-74	Rob Wunder	567	30	18.90
1974-75	Paul Cozens	441	28	15.57
1975-76	Paul Cozens	530	27	19.62
1976-77	Tim Hardie	562	28	20.07
1977-78	Paul Cozens	692	29	23.86
1978-79	Gary Chenault	491	29	16.90
1979-80	Hille van der Kooy	598	29	20.60
1980-81	Hille van der Kooy	572	28	20.43
1981-82	Randy Dunn	581	33	17.61
1982-83	Randy Dunn	614	29	21.17
1983-84	Randy Dunn	541	25	21.64
1984-85	Kenny Stone	586	34	17.24
1985-86	Kenny Stone	592	30	19.73
1986-87	Kenny Stone	576	33	17.45
1987-88	Dan Newman	591	28	21.12
1988-89	Pat Casey	520	29	17.93
1989-90	Dave Wilson	656	34	19.30
1990-91	Jeff Hoffman	690	29	23.79
1991-92	Dave Wilson	799	35	22.83
1992-93	Jamie Boutin	460	27	17.04

### REBOUNTING

<i>Year</i>	<i>Name</i>	<i>Total</i>	<i>Games</i>	<i>Average</i>
1965-66	Dave Alteneder	297	28	10.61
1966-67	Gary Blackmar	295	25	11.80
1967-68	Dave Alteneder	282	26	10.84
1968-69	Tom Ackerman	242	19	12.73
1969-70	Gordy Loewen	231	22	10.50
1970-71	Gordy Loewen	275	28	9.82
1971-72	Gordy Loewen	240	25	9.60
1972-73	Rob Wunder	265	31	8.55
1973-74	Ray Willis	289	30	9.63
1974-75	Ray Willis	277	30	9.23
1975-76	Paul Cozens	280	27	10.37
1976-77	Paul Cozens	305	29	10.51
1977-78	Paul Cozens	370	29	12.75
1978-79	Mike Peregrin	184	29	6.34
1979-80	Hille van der Kooy	333	29	11.50
1980-81	Hille van der Kooy	327	28	11.69
1981-82	Randy Dunn	422	33	12.79
1982-83	Randy Dunn	343	29	11.83
1983-84	Randy Dunn	226	25	9.04
1984-85	Kenny Stone	285	34	8.38
1985-86	Kenny Stone	318	30	10.60
1986-87	Kenny Stone	309	33	9.36
1987-88	Eric Swanson	397	33	12.03
1988-89	Rich Schlachter	208	30	6.93
1989-90	Dave Wilson	294	34	8.60
1990-91	Jeff Hoffman	374	29	12.90
1991-92	Jeff Hoffman	374	35	10.69
1992-93	Mike Rasmussen	219	27	8.11

## ASSISTS

1965-70	No record			
1970-71	Ed Fields	120	27	4.44
1971-72	Ed Fields	71	25	2.84
1972-73	Ed Fields	103	31	3.32
1973-74	Ray Willis	122	30	4.06
1974-75	Ray Willis	128	30	4.26
1975-76	Tom Hewitt	138	27	5.11
1976-77	Tom Hewitt	177	29	6.10
1977-78	Dave Adrian	114	29	3.93
1978-79	Tim Adrian	96	29	3.31
1979-80	Phil Barnhart	172	30	5.92
1980-81	Mike Royer	136	28	4.86
1981-82	Mike Royer	178	33	5.39
1982-83	Al Vasey	135	31	4.35
1983-84	Al Vasey	167	28	5.96
1984-85	Les Harrison	154	34	4.53
1985-86	Curtis Kimbrough	163	31	5.26
1986-87	Curtis Kimbrough	156	33	4.73
	Brent Peterson	156	33	4.73
1987-88	Dan Newman	149	28	5.32
1988-89	Jeff Richards	160	30	5.33
1989-90	Brian Martin	247	34	8.10
1990-91	Brian Martin	340	30	11.30
1991-92	Curt Scheidel	231	35	6.60
1992-93	Grant Hartenstein	161	29	5.55

## VALUE POINT SYSTEM

The Value Point System measures a player's overall effectiveness. It is computed by adding the points scored, plus rebounds, plus twice the number of assists, plus twice the number of steals. That figure is divided by the number received from adding twice the number of missed field goals, plus foul shots missed, plus twice the number of turnovers, plus twice the number of fouls.

### CAREER

Brian Martin	1989-91	1.92
Paul Cozens	1974-78	1.75
Dave Wilson	1987-92	1.68
Eric Swanson	1986-88	1.67
Mark Vernon	1975-77	1.63
Randy Dunn	1981-83	1.62
Al Vasey	1982-86	1.60
Curtis Kimbrough	1983-87	1.55
Ed Fields	1970-73	1.50
Brent Peterson	1985-88	1.48

### SEASON

Brian Martin	1990-91	2.02
Dave Wilson	1991-92	1.95
Paul Cozens	1977-78	1.95
Curtis Kimbrough	1986-87	1.92
Brian Martin	1989-90	1.83
Al Vasey	1984-85	1.81
Eric Swanson	1987-88	1.78
Mark Vernon	1976-77	1.77
Paul Cozens	1976-77	1.76
Al Vasey	1983-84	1.76

## HONORED BRUINS

Gordy Loewen	NAIA Dist. 2 All-Star	1968-69; 69-70; 70-71
David Morgan	NAIA Dist. 2 Honorable Mention	1970-71
Sammy Ibarra	NAIA Dist. 2 Second Team	1972-73
Craig Taylor	NAIA Dist. 2 Honorable Mention	1972-73
Rob Wunder	NAIA Dist. 2 Honorable Mention	1972-73
	NAIA Dist. 2 First Team	1973-74
	All-Northwest First Team	1973-74
	UPI West Coast Honorable Mention	1973-74
Ray Willis	NAIA Dist. 2 Honorable Mention	1973-74; 74-75
Bob Wright	NAIA Dist. 2 Honorable Mention	1973-74
Tim Hardie	NAIA Dist. 2 All-Star	1976-77
Paul Cozens	NAIA Dist. 2 First Team	1974-75; 75-76; 76-77; 77-78
	All-Northwest First Team	1975-76; 77-78
	All-Northwest Second Team	1976-77
	NAIA All-American Third Team	1976-77
	NAIA All-American Second Team	1977-78
	First GFC player to have jersey retired	1977-78
	UPI West Coast Honorable Mention	1977-78
	NBA Ninth Round Draft Choice (Portland Trail Blazers)	1978
Gary Chenault	NAIA Dist. 2 Second Team	1978-79
	All-Northwest Honorable Mention	1978-79
Jeff Loe	NAIA Dist. 2 Honorable Mention	1979-80
Hille van	NAIA Dist. 2 First Team	1979-80
der Kooy	NAIA Dist. 2 First Team	1980-81
Mike Royer	NAIA Dist. 2 Honorable Mention	1981-82
Randy Dunn	NAIA Dist. 2 First Team	1981-82; 82-83; 83-84
	All-Northwest First Team	1983-84
	All-Northwest Second Team	1981-82; 82-83
	NAIA All-American Honorable Mention	1982-83; 83-84
	NCCAA Region 7 Most Valuable	1982-83; 83-84
	NCCAA All-American	1983-84
	NAIA Dist. 2 Basketball Player of the Year	1983-84
	NAIA Dist. 2 Athlete of the Year	1983-84
	Second GFC player to have jersey retired	1983-84
	Tenth Round NBA Draft Choice (Portland Trail Blazers)	1984
Larry Jury	NAIA Dist. 2 First Team	1984-85
	NCCAA Region 8 First Team	1984-85
Curtis Kimbrough	NAIA Dist. 2 Honorable Mention	1984-85; 85-86; 86-87
Toby Long	NAIA Dist. 2 Honorable Mention	1985-86; 86-87
	All-Northwest Honorable Mention	1985-86; 86-87
	NAIA National Academic All-American	1986-87
Kenny Stone	NAIA All-American Third Team	1985-86; 86-87
	NAIA Dist. 2 Basketball Player of the Year	1985-86; 86-87
	NAIA National Player of the Week	1/19/87
	NAIA Dist. 2 First Team	1984-85
	All-Northwest Top Player	1985-86
	All-Northwest First Team	1986-87
	All-Northwest Second Team	1984-85

	NCCAA National All-American	1984-85; 85-86; 86-87
	NCCAA Region 8 Player of the Year	1984-85; 85-86; 86-87
	Seventh Round NBA Draft Choice (Portland Trail Blazers)	1986-87
Dan Newman	NAIA Dist. 2 First Team	1981-82; 86-87; 87-88
	All Northwest Third Team	1986-87; 87-88
	NCCAA Region 8 First Team	1986-87; 87-88
Eric Swanson	NAIA Dist. 2 First Team	1987-88
	NCCAA Region 8 First Team	1987-88
	All-Northwest Honorable Mention	1987-88
Pat Casey	NAIA Dist. 2 First Team	1988-89
Brian Martin	NAIA Dist. 2 Scholar-Athlete	1991-92
Jeff Hoffman	NAIA National Honorable Mention	1990-91
	NAIA Dist. 2 First Team	1990-91; 1991-92
	All-Northwest First Team	1990-91; 1991-92
	NAIA Division II National Honorable Mention	1991-92
Dave Wilson	NAIA Dist. 2 Most Valuable Player	1989-90; 1991-92
	NAIA Dist. 2 First Team	1989-90; 1990-91; 1991-92
	NAIA National Honorable Mention	1989-90; 1990-91
	NAIA Division II First Team All-American	1991-92
	NAIA Division II National All-Tournament Team	1991-92
	NAIA Division II National Player-of-the-Week	1/13/92
	All-Northwest First Team	1989-90; 1990-91; 1991-92
	All-Northwest Most Valuable Player	1989-90; 1991-92
Jamie Boutin	Cascade Conference First team	1992-93
	NAIA Dist. 2 Honorable Mention	1992-93

## MOST VALUABLE PLAYERS

1968-69	Gordy Loewen	1982-83	Randy Dunn
1969-70	Gordy Loewen	1983-84	Randy Dunn
1970-71	Gordy Loewen	1984-85	Kenny Stone
1971-72	Gary Berg	1985-86	Kenny Stone
1972-73	Rob Wunder	1986-87	Kenny Stone
1973-74	Rob Wunder	1987-88	Eric Swanson
1974-75	Ray Willis		Dan Newman
1975-76	Paul Cozens	1988-89	Pat Casey
1976-77	Paul Cozens		Jeff Richards
1977-78	Paul Cozens	1989-90	Dave Wilson
1978-79	Gary Chenault	1990-91	Jeff Hoffman
1979-80	Hille van der Kooy	1991-92	Dave Wilson
	Jeff Loe	1992-93	Jamie Boutin
1980-81	Hille van der Kooy		Mike Rasmussen
1981-82	Randy Dunn		

## COACHES' RECORDS

Season	Coach	Win/Loss	Percentage
1965-66	Terry Haskell	9-19	.321
1966-67	Terry Haskell	7-18	.240
1967-68	Terry Haskell	6-20	.231
1968-69	Dave Berg	4-22	.154
1969-70	Dave Berg	3-23	.115
1970-71	Lorin Miller	15-13	.533
1971-72	Lorin Miller	13-12	.520
1972-73	Lorin Miller	16-15	.516
1973-74	Lorin Miller	19-11	.633
1974-75	Lorin Miller	17-13	.567
1975-76	Lorin Miller	19-8	.704
1976-77	Sam Willard	20-9	.690
1977-78	Sam Willard	15-14	.517
1978-79	Sam Willard	9-20	.310
1979-80	Sam Willard	18-12	.600
1980-81	Sam Willard	15-13	.536
1981-82	Sam Willard	12-21	.364
1982-83	Mark Vernon	15-16	.484
1983-84	Mark Vernon	17-12	.586
1984-85	Mark Vernon	27-7	.794
1985-86	Mark Vernon	21-10	.677
1986-87	Mark Vernon	27-6	.818
1987-88	Mark Vernon	17-16	.515
1988-89	Mark Vernon	19-12	.613
1989-90	Mark Vernon	29-5	.853
1990-91	Mark Vernon	24-6	.800
1991-92	Mark Vernon	24-11	.686
1992-93	Mark Vernon	14-15	.483
		451-379	.544

### CAREER RECORDS

Coach	Seasons	Years	Win/Loss	Percentage
Terry Haskell	3	1965-68	22-57	.278
Dave Berg	2	1968-70	7-45	.129
Lorin Miller	6	1970-76	99-72	.579
Sam Willard	6	1976-82	89-89	.500
Mark Vernon	11	1982-93	234-116	.668



Lorin Miller (top left)  
Sam Willard (top right)  
Mark Vernon (right)



# BRUIN SEASON SCORES

• = Away Game

GFC	Opponent
<b>1965-66</b>	
59	Lewis and Clark • ... 100
88	Eastern Oregon • ... 103
55	Oregon College of Ed. • 67
84	Alaska Methodist • ... 87
82	Alaska Methodist • ... 78
55	Alaska - Fairbanks • ... 73
58	Alaska - Fairbanks • ... 68
60	Alaska - Fairbanks • ... 87
65	Oregon Tech • ... 69
69	Oregon Tech • ... 90
79	Warner Pacific • ... 68
93	Warner Pacific • ... 67
76	Oregon College of Ed. • 84
66	Southern Oregon • ... 89
62	Southern Oregon • ... 75
87	Oregon College of Ed • 101
63	Eastern Oregon • ... 68
51	Eastern Oregon • ... 60
77	Oregon Tech • ... 69
57	Oregon Tech • ... 50
49	Cascade • ... 66
53	Cascade • ... 79
62	Oregon College of Ed. • 66
72	Southern Oregon • ... 67
56	Southern Oregon • ... 55
63	Oregon College of Ed. • 79
59	Eastern Oregon • ... 97
75	Eastern Oregon • ... 79

H: 3-7 •A: 6-12

SEASON: 9-19

\* Won by forfeit

<b>1966-67</b>	
64	Pacific University • ... 65
63	Southern Oregon • ... 68
58	Oregon College of Ed. • 85
91	Alaska Methodist • ... 68
98	Alaska Methodist • ... 75
76	Oregon Tech • ... 88
74	Oregon Tech • ... 81
79	Warner Pacific • ... 68
91	Warner Pacific • ... 88
70	Oregon College of Ed • 109
86	Southern Oregon • ... 90
70	Southern Oregon • ... 68
50	Oregon College of Ed. • 70
73	Eastern Oregon • ... 96
69	Eastern Oregon • ... 89
47	Oregon Tech • ... 82
74	Oregon Tech • ... 61
67	Cascade • ... 66
69	Cascade • ... 75
75	Oregon College of Ed • 107
63	Southern Oregon • ... 94
81	Southern Oregon • ... 113
64	Oregon College of Ed. • 79
92	Eastern Oregon • ... 112
100	Eastern Oregon • ... 112

H: 5-7 •A: 2-11

SEASON: 7-18

<b>1967-68</b>	
73	Willamette University • 123
60	Lewis and Clark • ... 90
83	Eastern Oregon • ... 90
106	Alaska Methodist • ... 75
76	Pacific University • ... 104
59	Pacific University • ... 83
63	Oregon Tech • ... 85
72	Oregon Tech • ... 68
68	Oregon College of Ed. • 73
84	Mt. Angel • ... 59

GFC	Opponent
74	Mt. Angel • ... 54
67	Southern Oregon • ... 102
66	Southern Oregon • ... 106
74	Oregon College of Ed • 82
69	Eastern Oregon • ... 72
73	Eastern Oregon • ... 96
65	Oregon Tech • ... 80
80	Oregon Tech • ... 55
73	Oregon College of Ed. • 93
76	Cascade • ... 67
71	Cascade • ... 73
64	Southern Oregon • ... 87
88	Southern Oregon • ... 92
74	Oregon College of Ed • 104
66	Eastern Oregon • ... 82
68	Eastern Oregon • ... 80

H: 4-8 •A: 2-12

SEASON: 6-20

<b>1968-69</b>	
61	Pacific University • ... 84
72	Oregon College of Ed • 101
55	Oregon Tech • ... 82
62	Pacific University • ... 56
59	Pacific University • ... 82
61	Alaska Methodist • ... 76
85	Alaska Methodist • ... 88
83	Alaska Methodist • ... 73
91	Oregon Tech • ... 86
94	Oregon Tech • ... 104
72	Oregon College of Ed • 118
54	Northwest Nazarene • ... 82
69	Northwest Nazarene • ... 77
83	Southern Oregon • ... 111
97	Southern Oregon • ... 101
63	Eastern Oregon • ... 88
89	Eastern Oregon • ... 84
72	Oregon College of Ed. • 76
72	Oregon Tech • ... 101
66	Oregon Tech • ... 88
80	Oregon College of Ed • 100
55	Southern Oregon • ... 57
64	Southern Oregon • ... 94
71	Oregon College of Ed. • 79
69	Eastern Oregon • ... 83
78	Eastern Oregon • ... 92

H: 1-8 •A: 3-14

SEASON: 4-22

<b>1969-70</b>	
53	Willamette University • ... 72
83	Oregon Tech • ... 89
74	College of Idaho • ... 100
85	Alaska Methodist • ... 95
92	Warner Pacific • ... 90
69	Pacific University • ... 72
95	Oregon Tech • ... 84
65	Oregon Tech • ... 95
90	Oregon College of Ed • 104
50	Lewis and Clark • ... 112
68	Southern Oregon • ... 86
52	Southern Oregon • ... 68
52	Oregon College of Ed. • 66
80	Eastern Oregon • ... 98
57	Eastern Oregon • ... 89
71	Oregon College of Ed. • 87
75	Oregon Tech • ... 86
60	Oregon Tech • ... 95
81	Pacific University • ... 91
66	Northwest Nazarene • ... 88
58	Northwest Nazarene • ... 72
83	Oregon College of Ed. • 119
67	Southern Oregon • ... 94

<i>GFC</i>	<i>Opponent</i>
71 Southern Oregon	90
76 Eastern Oregon •	98
81 Eastern Oregon •	75
H: 1-11 •A: 2-12	
SEASON: 3-23	

### 1970-71

68 Lewis and Clark •	83
60 Willamette University •	85
66 Eastern Oregon •	64
69 Pacific University •	83
81 Montana Tech	59
76 LaVerne	74
59 Fresno Pacific •	65
65 Fresno Pacific •	84
82 Alaska Methodist •	74
72 Alaska Methodist •	63
94 Alaska Methodist •	67
95 Lewis and Clark	85
82 Victoria	60
73 Victoria	67
80 Western Baptist •	100
102 Oregon Tech	67
91 Oregon Tech	71
94 Oregon College of Ed.	72
63 Claremont	67
66 Northwest Nazarene •	81
78 Warner Pacific •	67
71 Warner Pacific	77
82 Northwest	44
81 Western Baptist	71
65 Oregon College of Ed. •	83
76 Northwest Nazarene	82
65 Northwest Nazarene	78
NAIA District 2 Playoffs:	
69 Willamette University •	103
H: 10-4 •A: 5-9	
SEASON: 15-13	

### 1971-72

74 Whitman •	70
88 Whitman •	85
78 Western Baptist	58
93 Alaska Methodist	84
86 Alaska Methodist	60
70 Eastern Oregon	75
75 Azusa Pacific	81
53 Simon Fraser •	60
70 Alaska Methodist •	69
84 Linfield	80
87 Linfield •	110
77 Western Montana	84
77 Western Montana	98
83 Oregon Tech •	114
87 Southern Oregon •	92
80 Lewis-Clark St.	72
82 Warner Pacific •	77
91 Eastern Oregon •	83
66 Lewis-Clark St. •	76
76 Northwest Nazarene •	95
92 Western Baptist •	61
63 Warner Pacific	70
88 Great Falls	80
72 Northwest Nazarene	61

NAIA District 2 Playoffs:	
60 Willamette University •	69
H: 7-5 •A: 6-7	
SEASON: 13-12	

### 1972-73

74 Linfield •	73
79 Lewis and Clark •	73
74 Willamette University •	77
84 Pacific University	94
86 Pacific University •	91
55 Willamette University	54
45 Willamette University •	68

<i>GFC</i>	<i>Opponent</i>
82 Eastern Oregon	71
68 Linfield	76
66 Linfield •	77
60 Whitman	64
80 Whitman	60
77 Pasadena •	85
67 Southern California •	68
81 Macalester •	90
60 Victoria •	62
65 Victoria •	54
51 Western Baptist	43
63 Oregon Tech	61
65 Southern Oregon	68
74 Eastern Oregon •	96
72 Lewis-Clark St.	52
78 Western Baptist •	63
84 Northwest Nazarene	72
67 Warner Pacific •	58
62 Lewis-Clark St. •	57
60 Northwest Nazarene •	73
74 Warner Pacific	63

### NAIA District 2 Playoffs:

95 Linfield •	88
68 Pacific University •	67

### NAIA Nationals:

62 Defiance, Ohio •	82
---------------------	----

H: 8-4 •A: 8-11

SEASON: 16-15

### 1973-74

49 Willamette University •	43
63 Lewis and Clark •	80
55 Pacific University •	57
88 Columbia Christian •	58
81 Willamette University	59
63 Willamette University •	64
88 Linfield •	86
67 Pacific University •	69
71 Eastern Oregon	64
72 Southern Oregon	53
91 Linfield	94
81 Pacific University	57
65 Puget Sound •	81
109 Columbia Christian	45
67 Warner Pacific •	72
66 Southern Oregon •	69
78 Oregon Tech •	90
88 Lewis-Clark St.	81
73 Northwest Nazarene •	63
95 Eastern Oregon •	94
72 Alaska - Fairbanks	69
91 Western Baptist •	67
70 Lewis-Clark St. •	67
63 Whitworth •	62
107 Warner Pacific	71
66 Whitworth	68
90 Northwest Nazarene	74
84 Western Baptist	71

### NAIA District 2 Playoffs:

92 Pacific University •	72
54 Oregon Tech •	55

H: 10-2 •A: 9-9

SEASON: 19-11

### 1974-75

95 Linfield •	65
71 Oregon College of Ed. •	74
70 Lewis and Clark •	75
92 Linfield •	79
106 Eastern Oregon	76
95 Willamette University	68
63 Whitworth	62
91 Linfield	63
89 Pacific University	70
93 Western Baptist	57
64 Pacific University •	69
48 Oregon Tech	67

GFC	Opponent
74	Puget Sound • 86
90	Southern Oregon • 70
82	Willamette University • 92
86	Lewis-Clark St. • 74
84	Warner Pacific • 77
75	Alaska - Fairbanks • 83
78	Alaska - Fairbanks • 82
87	Eastern Oregon • 75
72	Northwest Nazarene • 76
72	Redlands • 62
73	Lewis-Clark St. • 84
59	Whitman • 64
96	Northwest Nazarene • 70
72	Oregon Tech • 74
90	Southern Oregon • 84
98	Warner Pacific • 76
86	Western Baptist • 55
NAIA District 2 Playoffs:	
56	Oregon Tech • 72
H: 11-1 •A: 6-12	
SEASON: 17-13	

### 1975-76

62	Pacific University • 68
82	Southern Oregon • 69
87	Warner Pacific • 80
89	Eastern Oregon • 59
72	Western Washington • 60
94	Pacific University • 74
78	Eastern Oregon • 65
71	Pacific University • 84
91	Western Baptist • 79
123	Linfield • 116
87	Linfield • 89
102	Pacific University • 85
72	Whitman • 67
76	Alaska - Anchorage • 67
75	Western Baptist • 59
87	Lewis-Clark St. • 101
95	Simon Fraser • 77
81	College of Idaho • 68
61	Warner Pacific • 59
92	Alaska - Fairbanks • 74
82	Simon Fraser • 89
97	Lewis-Clark St. • 69
86	Northwest Nazarene • 71
65	College of Idaho • 63
62	Northwest Nazarene • 64
82	Warner Pacific • 86
88	Whitman • 100
H: 11-1 •A: 8-7	
SEASON: 19-8	

### 1976-77

75	Lewis and Clark • 86
86	Oregon College of Ed. • 80
101	Linfield • 90
91	Linfield • 84
88	Eastern Oregon • 71
88	Pacific University • 77
106	Pacific University • 94
90	Western Baptist • 73
93	Linfield • 80
89	Willamette University • 75
100	Whitman • 95
78	Eastern Oregon • 62
72	St. Martin's • 81
91	Northwest Nazarene • 87
80	College of Idaho • 78
87	Willamette University • 90
73	Alaska - Anchorage • 75
87	Alaska - Anchorage • 85
81	Warner Pacific • 59
91	Western Baptist • 70
95	Lewis-Clark St. • 79
92	Willamette University • 94
76	Warner Pacific • 62
77	Lewis-Clark St. • 101

GFC	Opponent
97	Whitman • 92
68	Puget Sound • 89
99	Northwest Nazarene • 85
65	St. Martin's • 76
NAIA District 2 Playoffs:	
79	Hawaii - Hilo • 85
H: 8-2 •A: 12-7	
SEASON: 20-9	

### 1977-78

103	Pacific University • 88
95	Linfield • 93
81	Hawaii-Hilo • 87
79	Pacific University • 85
87	Linfield • 99
82	Willamette University • 72
104	Eastern Oregon • 74
88	Eastern Oregon • 92
74	Seattle Pacific • 79
83	Western Baptist • 80
100	Linfield • 107
75	St. Martin's • 82
74	Oregon College of Ed. • 77
87	Western Baptist • 82
81	Portland State • 124
80	Seattle Pacific • 75
106	Pacific University • 98
87	Warner Pacific • 69
67	Puget Sound • 91
72	Alaska - Fairbanks • 66
83	Western Baptist • 75
69	Warner Pacific • 64
84	Willamette University • 78
67	Northwest Nazarene • 70
86	College of Idaho • 82
86	Oregon College of Ed. • 74
76	St. Martin's • 91
87	Northwest Nazarene • 85
NAIA District 2 Playoffs:	
65	Oregon Tech • 79
H: 9-4 •A: 6-10	
SEASON: 15-14	

\*Forfeited due to ineligible player

### 1978-79

82	Southern Oregon • 98
68	Warner Pacific • 73
83	Pacific University • 85
84	Linfield • 107
90	Linfield • 78
61	Willamette University • 60
74	College of Idaho • 59
59	Central Washington • 82
64	Lewis and Clark • 65
76	Hawaii Pacific • 82
74	Hawaii Pacific • 96
55	BYU - Hawaii • 54
51	BYU - Hawaii • 65
59	Eastern Oregon • 76
51	Northwest Nazarene • 69
73	Pacific University • 82
74	Warner Pacific • 72
69	Willamette University • 73
60	Western Baptist • 73
98	Eastern Oregon • 97
80	Lewis and Clark • 88
104	BYU - Hawaii • 87
98	Western Baptist • 109
87	Pacific University • 100
61	Seattle Pacific • 80
88	Northwest Nazarene • 77
70	Warner Pacific • 86
94	Hawaii Pacific • 91
74	Seattle Pacific • 82
H: 7-6 •A: 2-14	
SEASON: 9-20	

## GFC Opponent

### 1979-80

61	Western Baptist •	76
94	Southern Oregon •	80
74	Oregon College of Ed. •	76
94	Whitman College	83
72	Willamette University	71
65	Seattle Pacific	73
88	Linfield	91
84	Linfield •	97
61	Lewis and Clark	65
94	Concordia	84
99	Warner Pacific	91
92	Whitman •	89
68	Central Washington •	77
73	Willamette University •	66
90	College of Idaho	83
73	Oregon College of Ed.	74
81	Western Baptist •	73
92	Pacific University •	76
83	Eastern Oregon	67
104	Warner Pacific	88
55	Western Baptist	38
74	Seattle Pacific •	96
70	Lewis and Clark •	68
75	Northwest Nazarene •	105
63	College of Idaho •	68
82	Eastern Oregon •	73
84	Northwest Nazarene	77
108	Pacific University	80
91	Warner Pacific •	86

### NAIA District 2 Playoffs:

67	Oregon Inst of Tech •	69
----	-----------------------	----

H: 10-4 •A: 8-8

SEASON: 18-12

### 1980-81

77	Pacific University	72
88	Eastern Oregon State	99
73	Lewis and Clark	70
65	Pacific University •	73
83	Seattle Pacific University	86
74	Linfield College •	83
79	Concordia College	77
67	Point Loma	82
64	Oregon College of Ed. •	99
63	Lewis and Clark •	58
87	Linfield College	74
61	Willamette University	59
62	Oregon College of Ed.	80
82	Western Baptist •	76
83	Warner Pacific •	79
105	Pacific University	89
64	Concordia College •	79
68	Willamette University •	83
70	Lewis and Clark	67
100	Concordia College	82
33	Eastern Oregon State	30
61	Northwest Nazarene	60
46	Northwest Nazarene •	50
57	College of Idaho •	84
68	Eastern Oregon State •	76
38	Western Baptist	37
89	Warner Pacific	80

### NAIA District 2 Playoffs:

58	Northwest Nazarene •	61
----	----------------------	----

H: 12-4 •A: 3-9

SEASON: 15-13

### 1981-82

62	Willamette University	67
80	Columbia Christian •	79
66	Concordia •	84
56	Judson Baptist •	55
86	Linfield •	102
71	College of Great Falls	101
77	Pacific University	68
95	Seattle University	83

## GFC Opponent

73	Western Washington	83
66	Fresno Pacific	72
64	Western Baptist	73
51	Lewis and Clark •	79
78	Linfield	75
69	Western Oregon	79
76	College of Idaho •	82
77	Northwest Nazarene •	92
86	Eastern Oregon •	96
70	Willamette University •	56
76	Warner Pacific	91
80	Western Oregon •	111
74	Judson Baptist •	82
91	Columbia Christian	73
85	Eastern Oregon	102
74	Concordia	85
88	Seattle University •	73
76	Judson Baptist	70
88	Western Baptist •	97
75	Warner Pacific •	96
76	Western Baptist	79
101	College of Idaho	83
63	Northwest Nazarene	59

### NCCAA Regional Playoffs:

54	Judson Baptist	61
85	Columbia Christian	79

H: 8-11 •A: 4-10

SEASON: 12-21

### 1982-83

62	Seattle Pacific •	94
86	Warner Pacific •	104
61	Willamette University	67
65	Columbia Christian	60
63	Warner Pacific	67
73	Lewis and Clark	78
64	Pacific University •	54
61	Linfield	60
68	Pacific University	38
68	Western Oregon	76
60	Lewis and Clark •	59
66	Concordia	55
92	Eastern Oregon	46
66	Western Baptist •	65
80	Hawaii - Hilo	92
78	Linfield •	66
83	Judson Baptist	60
58	Warner Pacific •	86
59	Eastern Oregon •	66
73	College of Idaho	82
71	Western Baptist	60
74	Western Oregon •	80
89	Pacific University	78
68	Willamette University •	81
80	Concordia •	71
71	Warner Pacific	72
71	Seattle Pacific	83
64	Northwest Nazarene	67
85	Judson Baptist •	71

### NCCAA Regional Playoffs:

46	Western Baptist	35
69	Warner Pacific •	75

H: 9-9 •A: 6-7

SEASON: 15-16

### 1983-84

93	Judson Baptist	78
74	Western Oregon •	72
90	Warner Pacific •	100
82	Linfield •	68
77	Western Baptist •	67
72	Willamette University •	82
78	Eastern Oregon	67
64	Lewis and Clark	66
72	Lewis and Clark •	58
103	Linfield	90
77	Concordia •	76

GFC	Opponent
85 Willamette University ..	74
58 Western Oregon • .....	80
77 Columbia Christian • ..	63
70 Western Baptist • .....	71
78 Northwest Nazarene ....	67
79 Warner Pacific .....	72
90 Multnomah .....	66
65 Western Oregon .....	75
81 Columbia Christian .....	78
80 Concordia .....	89
98 Judson Baptist • .....	66
76 College of Idaho • .....	85
103 Northwest Nazarene •	113
67 Western Baptist .....	54
95 Northwest Christian ....	81
42 Warner Pacific • .....	43
NAIA District 2 Playoffs:	
72 Western Oregon • .....	86
NCCAA Regional Playoffs:	
92 Concordia • .....	101
H: 10-3 •A: 7-9	
SEASON: 17-12	

### 1984-85

90 Columbia Christian • ..	74
72 Western Oregon State •	79
71 Willamette University •	52
91 Linfield College .....	61
88 Pacific University .....	52
78 Western Oregon State ..	64
77 Oregon Tech • .....	95
107 U of Cal - San Diego •	93
80 Linfield • .....	76
82 Willamette University ..	80
73 Pacific University • .....	56
55 Western Baptist • .....	68
88 Columbia Christian • ..	80
84 Concordia • .....	77
70 Northwest Nazarene ....	64
80 Warner Pacific • .....	78
74 Lewis and Clark .....	61
82 Eastern Oregon State ..	61
73 Western Oregon State •	70
52 Western Baptist .....	50
91 Warner Pacific .....	80
88 Concordia .....	70
74 College of Idaho • .....	94
97 Northwest Nazarene •	106
105 Eastern Oregon State •	77
93 Columbia Christian ....	82
NAIA District 2 Playoffs:	
50 Western Baptist .....	47
71 Western Oregon State ..	57
53 College of Idaho • .....	61
NCCAA Regional Playoffs:	
74 Columbia Christian ....	67
52 Western Baptist .....	50
NCCAA Nationals:	
97 Olivet Nazarene • .....	77
86 Point Loma College • ..	95
70 Taylor University • .....	55
H: 15-0 •A: 12-7	
SEASON: 27-7	

### 1985-86

80 Central Washington • ..	82
78 Whitworth • .....	74
76 Univ. Puget Sound • ..	93
71 Willamette • .....	57
93 Pacific .....	63
87 Western Oregon .....	76
73 Western Baptist • .....	75
113 Concordia • .....	69
68 Linfield • .....	81
88 Pacific University • .....	78
75 Central Washington • ..	79

GFC	Opponent
88 Pacific Lutheran • .....	71
76 St. Martin's • .....	69
83 Western Oregon • .....	74
97 Columbia Christian • ..	53
83 Northwest Nazarene ....	77
76 College of Idaho • .....	68
95 Eastern Oregon • .....	59
107 Concordia .....	70
78 College of Idaho • .....	90
73 Northwest Nazarene • ..	78
97 Eastern Oregon .....	61
75 Linfield .....	80
83 Columbia Christian ....	66
106 Western Oregon .....	90
101 Concordia • .....	91
73 Warner Pacific .....	65
NAIA District 2 Playoffs:	
66 Warner Pacific • .....	56
67 Oregon Inst. of Tech. •	76
NCCAA Regional Playoffs:	
102 Warner Pacific .....	85
61 Western Baptist • .....	65
H: 10-1 •A: 11-9	
SEASON: 21-10	

### 1986-87

77 Western Baptist • .....	72
83 Willamette .....	60
114 Linfield • .....	72
82 Pacific • .....	61
75 Linfield • .....	78
97 Warner Pacific .....	87
59 Humboldt State • .....	70
85 Cal Poly - San Luis Obispo • .....	79
96 California Lutheran • ..	79
104 St. Martin's .....	73
97 Columbia Christian ....	68
104 Western Oregon .....	88
95 Warner Pacific • .....	85
121 College of Idaho .....	89
117 Northwest Nazarene ..	86
120 Linfield .....	76
143 Northwest .....	56
109 Eastern Oregon State ..	80
115 Concordia • .....	77
114 Northwest • .....	55
62 Western Baptist .....	52
87 Northwest Nazarene • ..	75
93 College of Idaho • ....	107
96 Eastern Oregon • .....	77
122 Concordia .....	82
93 Western Oregon • ....	100
95 Columbia Christian • ..	81
NAIA District 2 Playoffs:	
101 Warner Pacific .....	75
75 College of Idaho .....	58
69 Oregon Tech • .....	75
NCCAA Regional Playoffs:	
121 Concordia .....	78
77 Western Baptist .....	74
NCCAA National Playoffs:	
73 Covenant • .....	75
H: 16-0 •A: 11-6	
SEASON: 27-6	

### 1987-88

90 Linfield • .....	97
99 Western Oregon • ....	105
93 Willamette .....	86
74 Southern Oregon • ....	87
88 Lewis & Clark • .....	77
102 Lewis & Clark .....	84
71 Willamette • .....	76
81 Western Oregon • ....	86
109 Western Oregon .....	95

GFC	Opponent
61 Biola •	78
68 Westmont •	78
128 Dominican •	48
68 Linfield	76
93 Columbia Christian	78
88 Warner Pacific	91
66 College of Idaho •	87
83 Northwest Nazarene •	73
96 Concordia	68
136 Northwest College •	83
73 Seattle Pacific •	75
86 Western Baptist •	82
78 Northwest Nazarene	87
87 College of Idaho	72
114 Concordia •	65
89 Lewis & Clark •	106
102 Western Baptist	94
81 Warner Pacific •	84
88 Columbia Christian •	64
NAIA District 2 Playoffs:	
101 Eastern Oregon	82
90 Southern Oregon •	76
61 Oregon Tech •	84
NCCAA Regional Playoffs:	
58 Concordia	55
76 Western Baptist	90
H: 9-4 •A: 8-12	
SEASON: 17-16	

#### 1988-89

86 Hawaii Pacific	79
86 Linfield •	82
67 Western Baptist •	57
97 Western Oregon	84
73 Seattle Pacific	87
86 Linfield	76
70 Western Baptist	71
88 Western Oregon •	90
76 Western Baptist •	79
86 Western Oregon •	91
77 Eastern Oregon •	94
74 Oregon Tech •	81
81 Azusa Pacific	73
93 Bethany Bible	76
92 Warner Pacific •	69
76 Columbia Christian	69
91 Concordia	79
88 Northwest Christian •	79
90 Northwest Nazarene	73
73 College of Idaho	88
74 Western Baptist	96
96 Northwest Christian	83
78 Concordia •	64
72 College of Idaho •	91
99 Northwest Nazarene •	97
88 Columbia Christian •	85
100 Warner Pacific	74
80 Western Baptist •	96
NAIA District 2 Playoffs:	
94 Eastern Oregon	82
70 Oregon Tech •	106
H: 12-4 •A: 7-8	
SEASON: 19-12	

#### 1989-90

84 Pacific	74
90 Willamette	75
89 Western Oregon •	76
121 Northwest •	82
77 Seattle Pacific •	87
104 Columbia Christian	85
80 Oregon Tech	63
80 Puget Sound •	68
84 Willamette •	92
86 Western Oregon	84
90 Western Oregon •	72
90 Point Loma Nazarene •	86

GFC	Opponent
83 Western Washington •	75
97 Grace College •	80
69 Point Loma Nazarene •	87
103 Northwest Nazarene	92
72 College of Idaho	68
94 Northwest Christian •	92
93 Western Baptist	85
75 Columbia Christian •	59
95 Concordia •	81
81 Lewis & Clark	77
82 Western Baptist •	80
84 Columbia Christian	74
96 Warner Pacific •	72
68 College of Idaho •	63
72 Northwest Nazarene •	82
100 Northwest Christian	49
94 Warner Pacific	59
122 Concordia	97
NAIA Dist. 2 Playoffs:	
98 Eastern Oregon	92
76 Western Baptist	66
98 Willamette University	95
NAIA Nationals:	
73 Pfeiffer College •	97
H: 16-0 A•: 13-5	
SEASON: 29-5	

#### 1990-91

110 Northwest Christian	85
114 Southern Oregon •	112
103 Western Washington •	62
91 St. Martin's •	78
92 Western Oregon	85
127 Columbia Christian	74
80 Western Baptist	83
102 Lewis-Clark State •	79
105 U. Puget Sound •	100
101 Mesa State •	89
107 Concordia •	89
111 Western Oregon •	106
106 Eastern Oregon	76
118 Columbia Christian •	75
93 Western Baptist	55
74 College of Idaho •	79
102 Northwest Nazarene •	71
81 Seattle Pacific	89
119 Warner Pacific	95
118 Concordia	93
88 Northwest Christian •	95
116 Warner Pacific •	103
77 Northwest Nazarene	72
94 College of Idaho	82
137 Columbia Christian	91
92 Western Baptist •	76
97 Concordia •	101
NAIA District 2 Playoffs:	
80 Linfield	75
100 Willamette •	98
78 College of Idaho •	95
H: 11-2 A•: 13-4	
SEASON: 24-6	

#### 1991-92

95 St. Martin's	97
135 Northwest Christian •	78
103 Linfield	101
107 Columbia Christian	59
102 Concordia •	79
78 Linfield •	91
100 Albertson	89
99 Northwest Nazarene	93
68 Pacific	76
71 Western Baptist •	74
88 Oregon Tech	89
100 Southern Oregon	90
82 Southern Nazarene •	72
102 William Jewell •	81

GFC	Opponent
88 Point Loma	80
106 Warner Pacific	70
92 Eastern Oregon •	76
93 Western Oregon	83
112 Concordia	81
98 Columbia Christian •	79
86 Northwest Nazarene •	92
90 Albertson •	82
75 Southern Oregon •	73
84 Oregon Tech •	77
71 Western Baptist	72
73 Western Oregon •	87
80 Pacific •	92
114 Northwest Christian	68
89 Eastern Oregon	57
100 Warner Pacific •	76
NAIA District 2 Playoffs:	
82 Western Oregon	81
87 Willamette •	107
NAIA National Playoffs:	
90 Missouri Valley •	70
85 Eureka •	77
82 Northwestern •	85
H: 11-4 A*: 13-7	
SEASON: 24-11	

### 1992-93

91 Northwest	98
76 Willamette •	105

GFC	Opponent
118 Southern Oregon •	117
80 Linfield •	90
92 Saint Martin's •	94
98 Northwest •	85
85 Linfield	80
81 Albertson •	86
67 Northwest Nazarene •	103
90 Occidental	64
82 Western Baptist	100
78 Lewis & Clark •	98
102 Western Baptist •	98
104 Southern Oregon	99
94 Concordia •	82
70 Eastern Oregon •	93
98 Northwest Christian	66
62 Willamette	80
115 Northwest Christian •	95
74 Eastern Oregon	85
73 Western Oregon •	85
113 Concordia	94
79 Northwest Nazarene	68
75 Albertson	94
84 Oregon Tech.	72
57 Oregon Tech. •	60
120 Southern Oregon •	87
101 Western Baptist •	94
85 Western Oregon	94
H: 7-6 A*: 7-9	
SEASON: 14-15	

## BRUIN OPPONENTS



### ALBERTSON COLLEGE OF IDAHO

**Jan. 21 in Newberg**  
**Feb. 5 in Caldwell**

Location:  
Caldwell, Idaho 83605  
Established: 1891  
Enrollment: 775  
Athletic Affiliation: NAIA  
Div. II, Cascade  
Collegiate Conference  
Colors: Purple and gold  
Nickname: Coyotes

Head Coach: Marty Holly  
Coach's record in 13 years: 275-91  
1992-93 record: 22-8  
Gymnasium: J. A. Albertson Activities Center  
Sports Information Director:  
Dave Hahn  
SID Office: (208) 459-5681  
SID Home: (208) 466-9415  
Series record: GFC 15, AC 17  
Last year: GFC lost 86-81 in Caldwell  
and 94-75 in Newberg  
Lettermen lost: 6  
Lettermen returning: 5  
Players to watch:  
Kade Wilson, 6-5 Jr. wing;  
Nate Benson, 6-0 Sr. guard  
Outlook: "We have a lot of work to do  
with no returning starters, but I think  
we can become a good basketball  
team."



## CONCORDIA COLLEGE

**Participant in  
Western Baptist  
Tournament  
Nov. 19-20  
in Salem  
Feb. 1 in Portland  
Feb. 15 in Newberg**

Location:  
Portland, Ore. 97211  
Established: 1950  
Enrollment: 1,100  
Athletic Affiliation: NAIA  
Div. II, Cascade  
Collegiate Conference

Colors: Navy blue and  
white  
Nickname: Cavaliers  
Head Coach: Joel Schuldheisz  
Coach's record in 9 years: 77-178  
1992-93 record: 10-21  
Gymnasium: Concordia Gym  
Sports Information Director:  
Mike Merrill  
SID Office: (503) 280-8695  
SID Home: (503) 774-3908  
Series record: GFC 27, CC 6  
Last year: GFC won 94-82 in Portland  
and 113-94 in Newberg  
Lettermen lost: 6  
Lettermen returning: 6  
Players to watch:  
Colby Matney, 6-0 Sr. guard;  
Brian Tavares, 6-9 Sr. center  
Outlook: "With several new players  
added to the Cavalier roster, the key  
will be the development of a positive  
team chemistry."



## EASTERN OREGON STATE COLLEGE

**Dec. 18 in Newberg  
Jan. 29 in La Grande**

Location:  
LaGrande, Ore. 97850  
Established: 1929  
Enrollment: 2,000  
Athletic Affiliation: NAIA  
Div. II, Cascade  
Collegiate Conference  
Colors: Blue and gold  
Nickname: Mountaineers

Head Coach: Art Furman  
Coach's record: First year  
1992-93 record: 15-12  
Gymnasium: Quinn Coliseum  
Sports Information Director: Sam Ghrist  
SID Office: (503) 962-3732  
SID Home: (503) 963-2007  
Series record: GFC 31, EOSC 32  
Last year: GFC lost 93-70 in  
LaGrande, 85-74 in Newberg  
Lettermen lost: 5  
Lettermen returning: 6  
Players to watch:  
Troy Williams, 6-0 Sr. guard;  
Tracey Corta, 5-10 So. guard  
Outlook: "We have got a good  
collection of athletes, shooters, and  
competitors. We're showing signs of  
good chemistry."



## LEWIS & CLARK COLLEGE

**Participant: Lewis &  
Clark Tournament  
Dec. 29-30  
in Portland**

Location:  
Portland, Ore. 97219  
Established: 1867  
Enrollment: 1,850  
Athletic Affiliation: NAIA  
Div. II, Northwest  
Conference of  
Independent Colleges

Colors: Orange and black  
Nickname: Pioneers  
Head Coach: Bob Gaillard  
Coach's record in 4 years: 52-56  
1992-93 record: 18-8  
Gymnasium: Pamplin Sports Center  
Sports Information Director:  
Tony Fowler  
SID Office: (503) 768-7067  
SID Home: (503) 659-5954  
Series record: GFC 10, L&C 15  
Last year: GFC lost 98-78 in Portland  
Lettermen lost: 5  
Lettermen returning: 8  
Players to watch:  
Derek Foster, 6-0 Sr. guard;  
Jesse Schiel, 6-7 Sr. forward  
Outlook: "We're coming off an 18-8  
season and have eight lettermen  
returning. We're definite contenders  
in the NCIC."




## LINFIELD COLLEGE

**Nov. 26 in  
McMinnville  
Dec. 11 in Newberg**

Location:  
McMinnville, Ore. 97128  
Established: 1849  
Enrollment: 2,240  
Athletic Affiliation: NAIA  
Div. II, Northwest  
Conference of  
Independent Colleges  
Colors: Cardinal and purple  
Nickname: Wildcats

Head Coach: Larry Doty  
Coach's record in 6 years: 94-76  
1992-93 record: 18-10  
Gymnasium: Wilson Gym  
Sports Information Director: Kelly Bird  
SID Office: (503) 434-2200  
Series record: GFC 29, LC 19  
Last year: GFC lost 90-80 in  
McMinnville and won 85-80 in  
Newberg  
Lettermen lost: 5  
Lettermen returning: 8  
Players to watch:  
Joel Holland, 6-7 Sr.  
forward/center; Don Fuchs, 6-1 Sr.  
guard/forward  
Outlook: "Claiming the first conference  
championship since 1978 isn't out of  
reach. The strength of the team  
appears to be in the front court."

---



## NORTHWEST CHRISTIAN COLLEGE

**Participant in  
Western Baptist  
Tournament  
Nov. 19-20  
Jan. 6 in Newberg  
Feb. 8 in Eugene**

Location:  
Eugene, Ore.  
97401-3727  
Established: 1895  
Enrollment: 230

Athletic Affiliation: National  
Christian College Athletic  
Association  
Colors: Blue and gold  
Nickname: Crusaders  
Head Coach: Dave Lipp  
Coach's record in 7 years: 84-100  
1992-93 record: 12-17  
Gymnasium: O'Hara Catholic School  
Sports Information Director:  
Dave Lipp  
SID Office: (503) 343-1641  
SID Home: (503) 484-9643  
Series record: GFC 10, NCC 1  
Last year: GFC won 98-66 in Newberg  
and 115-95 in Eugene  
Lettermen lost: 7  
Lettermen returning: 6  
Players to watch:  
Adam McCulley, 6-4 Sr. forward  
Outlook: "We're just trying to get better  
each year."

---



## NORTHWEST COLLEGE

**Jan. 27 in Kirkland**

Location:  
Kirkland, Wash. 98033  
Established: 1938  
Enrollment: 758  
Athletic Affiliation: National  
Christian College Athletic  
Association  
Colors: Blue and gold  
Nickname: Eagles

Head Coach: Doug Filan  
Coach's record in 4 years: 66-48  
1992-93 record: 17-4 (NCCAA  
National Champions)  
Gymnasium: Northwest Pavilion  
Sports Information Director:  
Steven Emerson  
SID Office: (206) 822-8266  
Series record: GFC 5, NC 1  
Last year: GFC lost 98-91 in Newberg  
and won 98-85 in Kirkland  
Lettermen lost: 4  
Lettermen returning: 7  
Players to watch:  
Jason Filan, 6-2 Sr. guard;  
Outlook: "We've lost four starters, so  
it's a rebuilding year."



## **NORTHWEST NAZARENE COLLEGE**

**Jan. 22 in Newberg**  
**Feb. 4 in Nampa**

Location:  
Nampa, Idaho 83651  
Established: 1913  
Enrollment: 1,175  
Athletic Affiliation: NAIA  
Div. II, Cascade  
Collegiate Conference  
Colors: Orange and black  
Nickname: Crusaders

Head Coach: Ed Weidenbach  
Coach's record in two years: 46-22  
1992-93 record: 20-13  
Gymnasium: Montgomery Fieldhouse  
Sports Information Director:  
Rich Sanders  
SID Office: (208) 467-8397  
SID Home: (208) 467-3257  
Series record: GFC 26, NNC 25  
Last year: GFC lost 103-67 in Nampa  
won 79-68 in Newberg  
Lettermen lost: 4  
Lettermen returning: 7  
Players to watch:  
Emiko Etete, 6-4 Jr. center/forward;  
Rolando Garcia, 5-10 Sr. point guard  
Outlook: "I'm really excited. We have  
four starters from last year's final-four  
team and six good recruits."



## **OREGON INSTITUTE OF TECHNOLOGY**

**Jan. 7 in Newberg**  
**Feb. 19 in Klamath  
Falls**

Location:  
Klamath Falls,  
Ore. 97601  
Established: 1948  
Enrollment: 2,600  
Athletic Affiliation: NAIA  
Div. II, Cascade  
Collegiate Conference  
Colors: Blue and gold  
Nickname: Hustlin' Owls

Head Coach: Dan Miles  
Coach's record in 23 years: 455-229  
1992-93 record: 12-16  
Gymnasium: Owl Court  
Sports Information Director:  
Bobby Thompson  
SID Office: (503) 885-1851  
SID Home: (503) 882-5741  
Series record: GFC 11, OIT 32  
Last year: GFC won 84-72 in Newberg  
and lost 60-57 in Klamath Falls  
Lettermen lost: 8  
Lettermen returning: 4  
Players to watch:  
Jeff Foster, 6-4 Jr. forward;  
Rafid Kiti, 6-6 Sr. forward  
Outlook: "Our outlook is bright. Coach  
Miles compares this team to 1986-87  
Kansas City national tournament  
team."



## **PACIFIC UNIVERSITY**

**Nov. 23 in  
Forest Grove**  
**Jan. 18 in Newberg**

Location:  
Forest Grove, Ore. 97116  
Established: 1849  
Enrollment: 1,585  
Athletic Affiliation: NAIA  
Div. II, Northwest  
Conference of  
Independent Colleges  
Colors: Red, black, and  
white  
Nickname: Boxers

Head Coach: Ken Schumann  
Coach's record in one year: 21-8  
1992-93 record: 21-8  
Gymnasium: Pacific Athletic Center  
Sports Information Director:  
Bob Kickner  
SID Office: (503) 357-6151, ext. 2361  
SID Home: (503) 524-0767  
Series record: GFC 25, PU 22  
Last year: Did not play  
Lettermen lost: 6  
Lettermen returning: 7  
Players to watch:  
Brett White 6-7, Sr. forward;  
Brian White, 6-6 Sr. center  
Outlook: "We're coming off a very  
good year last year, and with seven  
returning lettermen, we're looking  
forward to having another very  
competitive basketball team in  
93-94."



## UNIVERSITY OF PUGET SOUND

**Nov. 16 in Newberg**

**Location:**

Tacoma, Wash. 98416

Established: 1888

Enrollment: 2,700

Athletic Affiliation: NAIA

Div. I

Colors: Green and gold

Nickname: Loggers

Head Coach: Bob Niehl

Coach's record in five years: 66-50

1992-93 record: 17-12

Gymnasium: Memorial Fieldhouse

Sports Information Director:

Robin Hamilton

SID Office: (206) 756-3141

SID Home: (206) 752-1974

Series record: GFC 2, UPS 4

Last year: Did not play

Lettermen lost: 3

Lettermen returning: 9

Players to watch: Matt Droege, 6-7 Jr. post; Todd Doolittle, 6-0 Jr. point guard

Outlook: UPS loses three players – including one starter – from last season's team that finished third in NAIA District 1.



## SAINT MARTIN'S COLLEGE

**Nov. 27 in Newberg**

**Dec. 8 in Lacey**

**Participant in Lewis  
& Clark**

**Tournament**

**Dec. 29-30**

**Location:**

Lacey, Wash. 98503

Established: 1895

Enrollment: 875

Athletic Affiliation: NAIA

Div. I

Colors: Red and white

Nickname: Saints

Head Coach: Bob Grisham

Coach's record in 7 years: 120-107

1992-93 record: 16-18

Gymnasium: Pavilion

Sports Information Director:

Adolpho Capestany

SID Office: (206) 438-4372

SID Home: (206) 943-5565

Series record: GFC 5, Saint Martin's 4

Last year: GFC lost 94-92 in Lacey

Lettermen lost: 6

Lettermen returning: 3

Players to watch:

Quinn Ferguson, 5-10 Sr. guard;

Mark Reese, 6-4 Sr. guard

Outlook: "We're optimistic that we have some quality players; it's just a matter of players making a transition to the program."



## SOUTHERN OREGON STATE COLLEGE

**Jan. 8 in Newberg**

**Feb. 18 in Ashland**

**Location:**

Ashland, Ore. 97520

Established: 1882

Enrollment: 4,500

Athletic Affiliation: NAIA

Div. II, Cascade

Collegiate Conference

Colors: Black and red

Nickname: Runnin' Raiders

Head Coach: Tom McCracken

Coach's record in 3 years: 33-56

1992-93 record: 7-22

Gymnasium: McNeal Hall

Sports Information Director:

Tag Wotherspoon

SID Office: (503) 552-6824

SID Home: (503) 488-6413

Series record: GFC 15, SOSOC 23

Last year: GFC won 118-117 in Salem, 104-99 in Newberg and 120-87 in Ashland

Lettermen lost: 6

Lettermen returning: 3

Players to watch:

Jason Knudsen-Beyroudy, 6-2 Sr.

guard; Mike Staley, 6-1 Sr. guard

Outlook: "We're a very young basketball team. We just have to be patient."



## **WESTERN BAPTIST COLLEGE**

**Participant in  
Western Baptist  
Tournament  
Nov. 19-20 in Salem  
Jan. 15 in Salem  
Feb. 10 in Newberg**

Location:  
Salem, Ore. 97301  
Established: 1935  
Enrollment: 475  
Athletic Affiliation: NAIA  
Div. II, Cascade  
Collegiate Conference

Colors: Royal blue and gold  
Nickname: Warriors  
Head Coach: Tim Hills  
Coach's record in 19 years: 284-281  
1992-93 record: 16-20  
Gymnasium: C.E. Jeffers Center  
Sports Information Director: Tim Smith  
SID Office: (503) 375-7021  
SID Home (503) 362-1149  
Series record: GFC 41, WBC 21  
Last year: GFC lost 100-82 in Newberg, won 102-98 in Portland and 101-94 in Salem  
Lettermen lost: 5  
Lettermen returning: 3  
Players to watch:  
Jason Dunn 6-7, So. center;  
Ron Bartel, 6-6 Sr. forward  
Outlook: "Our season will depend on how fast our young people come along. We will have one senior, one junior and the rest freshmen and sophomores."



## **WESTERN OREGON STATE COLLEGE**

**Participant in  
Willamette  
Tournament  
Dec. 3-4  
Jan. 14 in Monmouth  
Feb. 12 in Newberg**

Location:  
Monmouth, Ore. 97361  
Established: 1856  
Enrollment: 3,974  
Athletic Affiliation: NAIA  
Div. II, Cascade  
Collegiate Conference

Colors: Crimson and gray  
Nickname: Runnin' Wolves  
Head Coach: Tom Kelly  
Coach's record in 4 years: 66-60  
1992-93 record: 13-17  
Gymnasium: New PE Building  
Sports Information Director:  
Tim Clodjeaux  
SID Office: (503) 838-8308  
SID Home: (503) 838-5195  
Series record: GFC 20, WOSC 46  
Last year: GFC lost 85-73 in Monmouth and 94-85 in Newberg  
Lettermen lost: 6  
Lettermen returning: 6  
Players to watch:  
Jason Ball, 6-7 Jr. forward;  
Jim Snyder, 6-0 Sr. guard  
Outlook: "We should have one of the better passing teams I've had since I've been coaching here. We have a very balanced attack between our post and perimeter."



## **WILLAMETTE UNIVERSITY**

**Participant in  
Willamette  
Tournament  
Dec. 3-4**

Location:  
Salem, Ore. 97301  
Established: 1842  
Enrollment: 1,600  
Athletic Affiliation: NAIA  
Div. II, Northwest  
Conference of  
Independent Colleges  
Colors: Cardinal and gold

Nickname: Bearcats  
Head Coach: Gordie James  
Coach's record in 6 years: 123-58  
1992-93 record: 29-4 (NAIA Div. II Champions)  
Gymnasium: Cone Fieldhouse  
Sports Information Director:  
Cliff Voliva  
SID Office: (503) 370-6110  
SID Home: (503) 581-6676  
Series record: GFC 22, WU 21  
Last year: GFC lost 105-76 in Salem and 80-62 in Newberg  
Lettermen lost: 5  
Lettermen returning: 7  
Players to watch:  
David Snyder, 6-2 Jr. guard;  
Steve Raze, 6-2 Sr. wing;  
Scott Baker, 6-6 Sr. forward  
Outlook: "We have a bit more depth, speed, and defensive quickness. With those facets as our strengths, we're turning our defensive attack up a notch, looking into the open court and looking to maximize our offensive versatility."

## COVERING THE BRUINS

Facilities for the working press covering Bruin basketball are provided at the courtside press section on the west side of Miller Gymnasium. Available for each game are team rosters, starting lineups, and pertinent pregame information, including accumulative statistics for the Bruins up to each game. Press box service for each home contest includes quick team and individual statistics at halftime and complete statistics immediately following the game.

Working space and telephones for members of the press desiring them are available in the administrative area off the upper lobby. A courtside telephone also is available. Dressing rooms for both teams are on the lower level, south side.

George Fox College appreciates the cooperation it has shared with the news media. This book has been prepared as a service for area newspapers, radio and television stations, and wire services.

All requests for information, statistics, photographs, and press passes should be directed to Rob Felton, Sports Information Director, George Fox College, 414 N. Meridian St. #6098, Newberg, Oregon 97132-2697. Office phone: (503) 538-8383, ext. 292. Home phone: (503) 538-3055. Athletic Department phone: (503) 538-8383, ext. 249. FAX 537-3830

## WILLAMETTE VALLEY NEWS MEDIA

### Newspapers

*Newberg Graphic*  
Newberg  
Tracy Sumner  
538-2181  
FAX 538-1632

*Statesman --  
Journal*  
Salem  
Reid English  
Roy Gault  
399-6700  
1-800-452-2511  
FAX 399-6706

*Oregonian*  
Portland  
Dennis Peck  
Geoffrey Arnold  
Jason Vondersmith  
693-1672  
1-800-452-1420  
1-800-826-0376  
FAX 221-8168

### Wire Service

Associated Press  
228-2169  
1-800-452-3501

### Television

KATU-TV  
Portland  
Lou Gellos  
Ron Carlson  
Jerry Murphy  
231-4268  
FAX 231-4268

KGW-TV  
Portland  
Perry Cooper  
Joe Becker  
226-5111  
FAX 226-5059

KOIN-TV  
Portland  
Ed Whelan  
Ann Schatz  
464-0600  
FAX 464-0806

KPTV  
Portland  
Michael O'Brien  
Phil Cassidy  
222-9921  
FAX 224-0101

Bruin Cable Network  
George Fox College  
Dan Hyatt  
538-8383, Ext. 361

### Radio

KEX  
Scott Lynn  
225-1190  
FAX 224-3216

KFXX  
223-1441  
FAX 227-5466



# 1993-94 GEORGE FOX COLLEGE BRUIN BASKETBALL

NOV	14	15	16 Puget Sound	17	18	19-20 Western Baptist Tournament	
	21	22	23 Pacific	24	25	26 Linfield	27 St. Martin's
	28	29	30	1	2	3-4 Willamette Tournament	
DEC	5	6	7	8 St. Martin's	9	10	11 Linfield
	12	13	14	15	16	17	18 Eastern Oregon*
	19	20	21	22	23	24	25
	26	27	28	29-30 Lewis & Clark Tournament		31	1
JAN	2	3	4	5	6 Northwest Christian	7 Oregon Tech*	8 Southern Oregon*
	9	10	11	12	13	14 Western Oregon*	15 Western Baptist*
	16	17	18 Pacific	19	20	21 Albertson C of I*	22 Northwest Nazarene*
	23	24	25	26	27 Northwest	28	29 Eastern Oregon*
FEB	30	31	1 Concordia*	2	3	4 Northwest Nazarene*	5 Albertson C of I*
	6	7	8 Northwest Christian	9	10 Western Baptist*	11	12 Western Oregon*
	13	14	15 Concordia	16	17	18 Southern Oregon*	19 Oregon Tech*
	20	21	22	23	24 Conference Playoffs	25	26 Conference Playoffs
MAR	27	28	1	2 Conference Playoffs	3	4	5

All home games are at 7:30 p.m.

\* Conference Game

(H) = Homecoming

## ON THE COVER

JUSTIN PAOLA is one of the top 3-point shooters in NAIA Div. II. The 6-6 senior established Big Sky Conference career 3-point records for makes and attempts while playing at Eastern Washington University hitting 164 of his 436 tries. He follows his father, who played at George Fox from 1962 to 1964. Details inside, page 24. Photo by Anita Cirulis, GFC Public Information.