

2000

2000 Media Guide

George Fox University Archives

Follow this and additional works at: https://digitalcommons.georgefox.edu/athletics_menbasketball

Recommended Citation

George Fox University Archives, "2000 Media Guide" (2000). *Men's Basketball*. 83.
https://digitalcommons.georgefox.edu/athletics_menbasketball/83

This Media Guide is brought to you for free and open access by the George Fox University Athletics at Digital Commons @ George Fox University. It has been accepted for inclusion in Men's Basketball by an authorized administrator of Digital Commons @ George Fox University. For more information, please contact arolfe@georgefox.edu.

GEORGE FOX UNIVERSITY

MEN'S BASKETBALL

2000-01 MEDIA GUIDE



*George Fox
University*

Roster

No.	Name	Pos.	Ht.	Wt.	Yr./El.	Hometown/Previous School
12	Travis Melvin	Wing	5-11	170	Jr./Jr.	Pleasant Hill, Ore. (Pleasant Hill HS)
14	Jordan Green	Wing	5-10	165	Sr./Sr.	Cashmere, Wash. (Cashmere HS)
20	James Macy	Point	6-0	165	Jr./Jr.	Culver, Ore. (Culver HS)
21	Kenny Macy	Wing	6-2	170	So./So.	Culver, Ore. (Culver HS)
22	Sean Linder	Wing	6-2	187	Sr./Jr.	Azalea, Ore. (Glendale HS)
24	Joe Gonzales	Wing	5-11	165	So./So.	Roseburg, Ore. (Roseburg HS)
30	Joe Nichols	Wing	6-2	200	Jr./Jr.	Brookings, Ore. (Brookings Harbor HS)
32	Aaron Milner	Post	6-5	190	Jr./Jr.	Seattle, Wash. (Everett CC)
33	Jeff Greene	Point/Wing	6-1	180	Jr./So.	Beaverton, Ore. (Univ. of Colorado)
34	Zach Hollin	Wing/Post	6-5	175	So./So.	Salem, Ore. (Southern Calif. College)
40	Ryan Melvin	Wing/Point	5-10	155	Jr./Jr.	Pleasant Hill, Ore. (Pleasant Hill HS)
41	Andrew Coleman	Post	6-7	210	Sr./Sr.	Richland, Wash. (Richland HS)
43	Bryan Wadlow	Wing/Post	6-4	195	Fr./Fr.	Albany, Ore. (West Albany HS)
44	Brett Yeager	Wing/Post	6-3	178	Fr./Fr.	Oakridge, Ore. (Oakridge HS)

Head Coach: Mark Sundquist Assistant Coaches: Justin Sherwood, Mitch Ratzlaff

George Fox University Men's Basketball Quick Facts

University Information

Location: Newberg, Oregon
 Mailing Address: 414 N. Meridian St., Newberg, Oregon 97132
 Founded: 1891
 Enrollment: 2,636
 Denomination: Evangelical Friends (Quaker)
 President: Dr. David Brandt
 Faculty Athletic Rep: Diane Wood
 Switchboard Phone: (503) 538-8383
 Website: www.georgefox.edu

Athletics Information

Nickname: Bruins
 Colors: Navy Blue & Old Gold
 National Affiliation: NCAA Division III (2nd year)
 Region: West
 Conference: Northwest Conference (6th year)
 Director of Athletics: Craig Taylor
 Office Phone: (503) 554-2911
 Associate Director of Athletics: Pat Bailey
 Office Phone: (503) 554-2914
 Athletics Secretary: Patty Findley
 Office Phone: (503) 554-2910
 Athletics Trainer: Dale Isaak
 Office Phone: (503) 554-2916
 Assistant Athletics Trainer: Karen Hostetter
 Office Phone: (503) 554-2922
 Athletics FAX: (503) 554-3864

Coaching Staff

Head Coach: Mark Sundquist (Seattle Pacific '89)
 Record at GFU: 0-0, 1st year
 Overall Record: 0-0, 1st year
 Office Phone: (503) 554-2918
 Assistant Coaches: Justin Sherwood (Western Baptist '93)
 Mitch Ratzlaff (George Fox '96)

Team Information

Home Court (capacity): Wheeler Sports Center, Miller Gymnasium (2,750)
 1999-2000 Overall Record: 8-16
 1999-2000 NWC Record: 4-12, 8th
 1999-2000 Post-Season: None
 Letterwinners Back/Lost: 10/3
 Starters Back/Lost: 5/0

Sports Information Office

Sports Information Director: Blair Cash
 Office Phone: (503) 554-2127
 Home Phone: (503) 554-8067
 E-mail: bcash@georgefox.edu
 Student Assistant SIDs: Brian Durick, John Felton, Ernie Sturzinger
 Office Phone: (503) 554-2139
 Marketing and Promotions: Michelle Becker
 Office Phone: (503) 554-8246
 Sports Information FAX: (503) 554-3830

Outlook

Bombs Away...

The Bruins hope to foil preseason prognosticators in a year of transition

It will be a year of transition for the George Fox University men's basketball team in 2000-01. After 18 years under the direction of Mark Vernon, the winningest coach in GFU history, the head coaching reins have been turned over to Mark Sundquist.

In his first year of college coaching, the 34-year-old Sundquist is upbeat about the new season, despite last year's 8-16 (4-12 NWC) finish: "We have a solid nucleus of returning players. We hope to turn around the attitude of George Fox basketball and get back to what it was a few years ago."

With ten players returning, including the five who started most often last season, Sundquist has good reason to be optimistic. The most significant loss was Ryan Cruz, a part-time starter at wing and one of the team's best long-range shooters, who transferred to Linfield for his senior year.

With so many veteran players, scoring should not be a problem for the Bruins, who finished fourth in the NWC in points per game (76.8) in 1999-2000. They led the league in 3-point field goals made with 11.17 per game, second best in the nation.

"Shooting will continue to be our strength," says Sundquist, "but I'd like for us to be more aggressive. I'd like to see the players attack the basket and draw fouls."

Bruins Return Five Starters

One player who has shown the ability to take the ball inside is wing **Jordan Green** (5-10, Sr., Cashmere, Wash.), a First Team All-Conference pick, who led the NWC in scoring (19.5) two years ago, and was second last season (18.6) while leading the league in steals per



Junior wing Travis Melvin

game and setting a new team record (3.62). Green, who ranks 25th in career points (1,026) at George Fox, led the team in scoring, assists, steals, free-throw percentage, and minutes played last year, and was second in rebounding.

"Jordan's the type of player who makes those around him better," says Sundquist. "Teams will key in on him, and that should give an opportunity for **Travis Melvin** (5-11, Jr., Pleasant Hill, Ore.) to step up."

The Bruins expect continued scoring strength from Melvin, a wing, who was second on the team last year with 12.4 points per game. "Travis has had some

big scoring nights," Sundquist notes. The biggest thing we need from him is consistency."

Running the show for George Fox will be point guard **James Macy** (6-0, Jr., Culver, Ore.), who averaged 10.6 points a game along with 3.9 assists.

Although the team is talented on the perimeter, Sundquist emphasizes the importance of a strong inside game. The Bruins' top returning post player is **Andrew Coleman** (6-7, Sr., Richland, Wash.), who was second in the NWC last season in blocked shots per game (1.5) and sev-

enth in rebounding (6.9) while averaging 4.3 points per game. "Andrew's inside presence is very important to us," the coach says. "We'll try to play him inside more. His experience is vital to our success."

Fellow post **Aaron Milner** (6-5, Jr., Seattle, Wash.), who averaged 4.8 points and 3.2 rebounds while starting 15 games, will be a contributor both inside the paint and out on the perimeter.

Providing a spark off the bench will be wing **Sean Linder** (6-2, Jr., Azalea, Ore.), whose defense will earn him min-

Outlook

2000-01 Players Returning/Leaving

Key Returnees	Ht., Pos., Cl., Hometown	Ppg	Rpg	Apq	Spg	3's	Honors
Jordan Green (S)	5-10, Wing, Sr., Cashmere, Wash.	18.6	4.5	4.8	3.6	82	All-NWC 1st Team
Travis Melvin (S)	5-11, Wing, Jr., Pleasant Hill, Ore.	12.4	2.5	1.7	1.5	45	
James Macy (S)	6-0, Point, Jr., Culver, Ore.	10.6	3.1	3.9		24	
Aaron Milner (S)	6-5, Post, Jr., Seattle, Wash.	4.8	3.2				
Andrew Coleman (S)	6-7, Post, Sr., Richland, Wash.	4.3	6.9	1.5 blocks pg			
Sean Linder	6-0, Wing, Jr., Azalea, Ore.	3.5	1.3				
Zach Hollin	6-5, Wing/Post, So., Salem, Ore.	3.4	1.5				
Joe Gonzales	6-3, Wing, So., Roseburg, Ore.	3.0	1.0				

Key Losses

Ryan Cruz	6-0, Wing, Sr., Hillsboro, Ore.	11.7	3.4	1.1
Nathan Green	6-5, Post, So., Portland, Ore.	0.0	0.4	0.1

Top Newcomers

Top Newcomers	Ht., Pos., Cl., Hometown (Previous School)
Jeff Greene	6-1, Point/Wing, So, Beaverton, Ore. (University of Colorado)
Bryan Wadlow	6-4, Wing/Post, Fr., Albany, Ore. (West Albany HS)
Brett Yeager	6-3, Wing/Post, Fr., Oakridge, Ore. (Oakridge HS)
Ryan Melvin	5-10, Wing/Point, Jr., Pleasant Hill, Ore. (Pleasant Hill HS) Two-year soccer player at GFU

utes, and wing/post **Zach Hollin** (6-5, So., Salem, Ore.), from whom Sundquist expects increased production. "Zach put on weight during the off-season and is stronger," says the new coach. "He is able to play down low and away from the basket, and that versatility will help the team."

Wings **Joe Nichols** (6-2, Jr., Brookings, Ore.), **Joe Gonzales** (5-11, So., Roseburg, Ore.) and **Kenny Macy** (6-2, So., Culver, Ore.) are other lettermen who will vie for minutes off the bench.

Newcomers Could Make Immediate Impact

A pair of newcomers to the Bruin backcourt should also bolster the team. Point guard **Jeff Greene** (6-1, So., Beaverton, Ore.), has a shot at a starting role, and **Bryan Wadlow** (6-4, Fr., Albany, Ore.) should also see significant action. "Bryan is a very athletic, smart player," observes Sundquist, "the same type of player as James Macy. Statistics mean nothing to him, he just wants to

win. Like a lot of the players on this team, he'll do anything for the team."

Ryan Melvin (5-10, Jr., Pleasant Hill, Ore.), Travis' twin brother, joins the team at wing after two years on the Bruins' soccer team. Freshman **Brett Yeager** (6-3, Fr., Oakridge, Ore.) can play wing or post, but needs experience.

New Coach Expects Team to Pull Some Upsets

"We'll be a fun team to watch," promises Sundquist. "We'll press and get after people. Some teams will overlook us and we should be able to surprise them."

"Our number one strength is our unselfish play. Second, our players have done a lot of maturing through all the adversity they've been through with the coaching change. And, finally, the players have worked extremely hard to earn their spots; no one, and I mean no one,



Junior point James Macy

has taken his spot for granted."

Also new to the team this year is former Bruin basketball player Mitch Ratzlaff, who starts his coaching career as a new assistant coach. Justin Sherwood, an assistant for three years under Vernon, has remained with the program, helping to ease the transition to the Sundquist era in George Fox basketball.

Players


5 Andrew Coleman

Post • 6-7 • 210 • Senior

Richland, Washington • Richland HS '97

Career Stats

Year	G-S	FG-A	Pct	3Pt-A	Pct	FT-A	Pct	Reb	Rpg	PF-FO	Ast	TO	Blk	St	Pts	Ppg
97-98	23-2	11-33	.333	2-8	.250	7-16	.438	39	1.7	23-0	8	11	15	2	31	1.3
98-99	25-24	48-84	.571	5-14	.357	13-39	.333	180	7.2	66-2	51	37	21	15	114	4.6
99-00	23-20	40-83	.482	13-33	.394	6-10	.600	158	6.9	57-3	38	32	34	8	99	4.3
3 yrs	71-46	99-200	.495	20-55	.364	26-65	.400	377	5.3	146-5	97	80	70	25	244	3.4



Single-Game Career Highs

Points: 14 (6-7 fg, 2-2 3-pt) vs. Lewis & Clark, 1/18/00**FG:** 6 vs. Lewis & Clark, 1/18/00**FGA:** 9 vs. Pacific Lutheran, 12/4/98**FG% (min. 5 fga):** .857 (6-7) vs. Lewis & Clark, 1/18/00**3-Pt FG:** 2 at Pacific, 12/3/99; vs. Lewis & Clark, 1/18/00; vs. Whitman, 1/21/00**3-Pt FGA:** 3, 5 times, last at Whitman, 2/19/00**3-Pt FG% (min. 2 fga):** 1.000 (2-2) at Pacific, 12/3/99; (2-2) vs. Lewis & Clark, 1/18/00**FT:** 2, 6 times, last vs. Whitman, 1/21/00**FTA:** 4 at La Verne, 12/30/98; at Lewis & Clark, 1/22/99; at Concordia, 1/26/99**FT% (min. 3 fta):** .500 (2-4) at Lewis & Clark, 1/22/99**Rebounds:** 14 vs. Whitworth, 1/22/00**Assists:** 7 at Pacific, 12/3/99**Turnovers:** 5 at Concordia, 1/26/99**Blocked Shots:** 4 at Cascade, 12/12/98**Steals:** 2, 4 times, last at Pacific Lutheran, 2/5/00**Minutes:** 39 vs. Whitman, 1/21/00

2000-01: Gifted offensive rebounder ... One of team's best passers in half-court offense ... Good shooter with 3-point range ... Improved defensive player with good shot-blocking ability ... *Coach Sundquist says:* "Andrew has exhibited a real character for leadership during the transition of coaching staffs. He has been working extremely hard on his offensive game and will be expected to be more of a threat offensively. He needs to make teams play him honestly, which will only highlight his ability to pass the ball to the outside players. He is a great passer with good court vision. Another aspect he brings to the team is playing experience. He has been a positive example for the younger players, because of his work ethic and leadership skills."

1999-2000: Named team's Best Defensive Player ... Started 20 of 23 games ... Led the team in rebounds (158), rebounds per game (6.9), blocked shots (34) and blocks per game (1.48) ... Finished seventh in the Northwest Conference in rebounding and second in blocked shots ... Scored in double figures three times, with 14 vs. Lewis & Clark, 10 vs. Whitman, and 10 at Pacific ... Top rebounder 10 times, tied for leading rebounder four times ... Grabbed double-figure rebounds six times, with career-high 14 vs. Whitworth ... Led team in blocks 14 times while tying for lead three times.

1998-99: Earned starting spot at center for 24 games ... Named team's Best Defensive Player ... Led the team in field goal percentage (.571), rebounds (180), and rebounds per game (7.2) ... Finished third in the Northwest Conference in field goal percentage, sixth in rebounding, and sixth in blocked shots (0.88) ... Scored high of 11 points at Lewis & Clark ... Reached double figures in rebounds six times, with high of 13 vs. Seattle and Puget Sound ... Led the team in rebounds 15 times, assists three times, steals three times, and blocked shots eight times ... Had perfect 4-4 night from the field, including a 3-pointer, at Linfield ... Had five assists in playoff game vs. Western Oregon ... Blocked four shots at Cascade.

1997-98: Played in 23 games, starting two ... Had highs of seven rebounds vs. Whitman and six points vs. Lewis & Clark.

HS: Coached by Phil Neill at Richland High ... 1996-97: All-Area and All-Big Nine League selection ... Named to Tri-City Herald's Dirty Dozen, made up of top 12 local boys and girls high school players ... Averaged 11.0 ppg, 11.0 rpg, 6.8 apg ... Shot 58 percent from field, 43 percent on 3-pointers ... Team captain ... 1995-96: Team captain ... 1994-95: Team's Most Improved ... Member of Who's Who Among American High School Students ... Member of National High School Honor Society.

Personal: Born Jan. 27, 1979, in Richland, Wash. ... Son of Douglas and Elisabeth Coleman ... Business management major ... Favorite book: The Bible ... Favorite movie: *The Shawshank Redemption* ... Favorite athlete: Kevin McHale.



Junior post Andrew Coleman

Players

24 Joe Gonzalez

Wing • 5-11 • 165 • Sophomore
Roseburg, Oregon • Roseburg HS '99

Career Stats

Year	G-S	FG-A	Pct	3Pt-A	Pct	FT-A	Pct	Reb	Rpg	PF-FO	Ast	TO	Blk	St	Pts	Ppg
99-00	20-1	21-61	.344	15-43	.349	2-5	.400	20	1.0	12-1	8	12	0	5	59	3.0



Single Game Career Highs

Points: 16 (6 fg, 3 3-pt) at Willamette, 1/8/00

FG: 6 at Willamette, 1/8/00

FGA: 11 at Willamette, 1/8/00

FG% (min. 5 fga): .600 (3-5) at Lewis & Clark, 2/8/00

3-Pt FG: 3 at Willamette, 1/8/00; at Lewis & Clark, 2/8/00

3-Pt FGA: 9 at Willamette, 1/8/00

3-Pt FG% (min. 2 fga): 1.000 (2-2) 2 vs. Western Baptist, 11/23/99

FT: 1 at Willamette, 1/8/00; at Northwest Christian, 1/25

FTA: 2 at Linfield, 1/7/00; at Willamette, 1/8/00

Rebounds: 3 at Linfield, 1/7/00; at Willamette, 1/8/00; at Whitman, 2/19/00

Assists: 2 at Linfield, 1/7/00; at Willamette, 1/8/00

Turnovers: 3 vs. Western Baptist, 11/23/99

Steals: 2 at Willamette, 1/8/00

Minutes: 24 vs. Northwest, 11/20/99

2000-01: Gives the Bruins depth at wing ... Can drill the 3-pointer or drive to the goal equally well ... *Coach Sundquist says:* "Joe has great shooting range and works very hard on the defensive end. He will be fighting for playing time at the wing and the future looks bright because of his youth. He is the type of player who plays intelligent basketball and plays within his ability. He is a quiet leader who leads by example and thinks of what's best for the team first."

1999-2000: Played in 20 games, starting once at Linfield ... Led team with career-high 16 points with three rebounds, two assists and two steals at Willamette ... Hit 3-4 on 3-pointers at Lewis & Clark.

HS: Coached by Mike Pardon at Roseburg High ...



Sophomore wing Joe Gonzalez

1998-99: Averaged 13 ppg, 3 rpg, 3 apg, 2 spg ... First Team All-Southern Oregon Conference ... Received Coaches' Award ... Earned three letters in tennis and went to state 4A quarterfinals as a senior ... Class Valedictorian ... A Top Ten Percent Oregon Scholar.

Personal: Born Oct. 28, 1980, in Sacramento, Calif. ... Son of Martin and Suzanne Gonzales ... Mathematics major ... Favorite book: *The Contender* ... Favorite movie: *Major Payne* ... Favorite food: Anything Mexican ... Favorite athlete: Mitch Richmond ... Enjoys tennis and plays on George Fox varsity.

14 Jordan Green

Wing • 5-10 • 165 • Senior
Cashmere, Washington • Cashmere HS '97

Career Stats

Year	G-S	FG-A	Pct	3Pt-A	Pct	FT-A	Pct	Reb	Rpg	PF-FO	Ast	TO	Blk	St	Pts	Ppg
97-98	21-2	30-81	.370	16-46	.348	36-45	.800	51	2.4	36-2	39	37	1	19	112	5.3
98-99	24-24	140-325	.431	86-196	.439	102-134	.761	96	4.0	83-5	98	89	4	64	468	19.5
99-00	24-24	135-332	.407	82-215	.381	94-112	.839	108	4.5	65-3	115	76	4	87	446	18.6
3 yrs	69-50	305-738	.413	184-457	.403	232-291	.797	255	3.7	184-10	252	202	9	170	1026	14.9



Single Game Career Highs

Points: 35 (11 fg, 6 3-pt, 7 ft) at Lewis & Clark, 1/22/99

FG: 11 at Lewis & Clark, 1/22/99

FGA: 22 at Northwest Christian, 1/25/00

FG% (min. 5 fga): .750 (9-12) vs. Puget Sound, 2/19/99

3-Pt FG: 8 at Northwest Christian, 1/25/00

3-Pt FGA: 18 at Northwest Christian, 1/25/00

3-Pt FG% (min. 2 fga): 1.000 (3-3) vs. Whitworth, 2/5/99

FT: 11 vs. Whitworth, 2/5/99

FTA: 12 vs. Whitworth, 2/5/99; vs. Linfield, 2/12/00

FT% (min. 3 fta): 1.000 (9-9) at Pomona-Pitzer, 1/2/99

Rebounds: 10 at Northwest Christian, 1/25/00

Assists: 9 at Pacific Lutheran, 2/5/00;

Turnovers: 10 vs. Linfield, 1/15/99

Blocked Shots: 2 at Pacific, 12/11/98; vs. Puget Sound, 12/4/99

Steals: 7 at Pacific, 12/11/98; vs. Puget Sound, 12/4/99; vs. Linfield, 2/12/00


Minutes: 43 at Lewis & Clark, 1/22/99

2000-01: Team co-captain ... Will start at wing for third straight season ... Ranks fifth all-time in steals (170) ... Tied for 25th in all-time points (1,026) ... Top returning player in games (24), minutes (848, 35.3), field goals (135) fg attempts (332), 3-pt fg (82), 3-pt fg attempts (215), free throws (94), ft

attempts (112), ft pct. (.839), assists (115), assists per game (4.8), steals (87), steals per game (3.63), points (446), and points per game (18.6) ... Very good shooter and ball handler ... Excellent penetrator and finisher around the basket ... Hard-nosed, with a tremendous desire to excel ... *Coach Sundquist says:* "Jordan is everything his statistics show. He is a great leader, a great player with an uncanny ability to score. He is a winner and a competitor, who will start for the third consecutive year and be one of the better players in the conference again. He has demonstrated positive leadership and commitment to this program. He is very unselfish and does whatever it takes to win games for his teammates. He is a great shooter with great range, but one of his best qualities is his ability to pass the basketball. He will be a joy to watch."

1999-2000: Earned First Team All-Northwest Conference honors for the second year in a row ... Finished second in the NWC in scoring (18.6 ppg) to conference Player of the Year Scott Davis of Lewis & Clark ... Led the league in steals (87, 3.62 spg) ... Second in the NWC in 3-pt field goals per game (3.42), third in free throw pct. (.839) and assists (4.8 apg), eighth in assists-to-turnovers ratio (1.47), and 20th in rebounding (4.5 rpg) ... Placed sixth nationally in steals and 14th in 3-pt field goals per game ... Named team's Best Offensive Player ... One of

only two players to start every game ... Led the team in games (24), minutes (848, 35.3), field goals (135) fg attempts (332), 3-pt fg (82), 3-pt fg attempts (215), free throws (94), ft attempts (112), ft pct. (.839), assists (115), assists per game (4.8), turnovers (76), steals (87), steals per game (3.63), points (446), and points per game (18.6) ... Second in field goal pct. (.407), 3-pt field goal pct. (.381), rebounds (108), rebounds per game (4.5), and personal fouls (65) ... Set new season record for steals per game (3.62), breaking mark of 3.55 set by Kyle Valentine in 1997-98 ... Had sixth-highest steals total in one season (87) ... Scored in double figures 20 times, with 20 or more 10 times ... Led team in scoring 10 times, tied for lead once ... Led team in rebounding once with 10 at Northwest Christian ... Led team or tied for lead in steals in 18 games, with five or more eight times ... Scored team season-high 31 points with seven 3-pointers, nine rebounds, six assists and four steals vs. Whitman ... Also scored 31 with a career-high eight 3-pointers, a career-best 10 rebounds, four assists and two steals at Northwest Christian ... Scored 28 and tied career high with



Senior wing Jordan Green

seven steals vs. Puget Sound ... Scored 27, including 10-12 ft, with four rebounds, eight assists and seven steals in Homecoming game vs. Linfield ... Scored 24, including eight in overtime, and dished out seven assists vs. Northwest Christian ... Scored 22 with career-high nine assists at Pacific Lutheran.

1998-99: Named to NAIA All-Sectional Team and NAIA Honorable Mention All-American ... First Team All-Northwest Conference ... Led the conference in scoring (19.5), third in steals (2.70), fourth in assists (4.17), and ninth in free throw percentage (.787) ... Led the team in scoring (19.5), total points (468), field goals (140), field goal attempts (325), free throws (102), free throw attempts (134), personal fouls (83), assists (98), turnovers (89), and steals (64) ... Named Most Valuable Player and Best Offensive Player ... Reached double figures in scoring in 22 games, with career high of 35 at Lewis & Clark ... Led the team in scoring 14 times, steals 17 times, assists 12 times, and rebounds and blocked shots once ... Scored 20 or more 11 other times, including 29 vs. Cascade and at Pomona-Pitzer, 28 at Concordia and vs. Whitworth and Puget Sound ... Hit 9-12 from field vs. Puget Sound ... Sank 11-12 free throws vs. Whitworth ... Had eight rebounds vs. Cascade and at Concordia ... Passed out eight assists four times vs. Cascade,

Seattle, and in both games vs. Pacific ... Picked up seven steals at Concordia.

1997-98: Voted Most Improved by teammates ... Scored 23 points vs. Willamette ... Had high of seven assists vs. Concordia ... Played in 21 games, starting two ... Missed last three games with broken finger.

HS: Coached by Miles Caples at Cashmere High ... 1996-97: Class 1A All-State ... All-Caribou Trail League ... Helped team to state runner-up finish ... Averaged 12.2 ppg, 2.7 rpg, 5.7 apg ... Team Captain ... 1995-96: Second Team All-League ... Averaged 14.3 ppg, 4.0 apg, 3.4 rpg ... Team Captain ... Also lettered in football and baseball ... High School National Honor Society member

Personal: Born Feb. 7, 1979, in Cashmere, Wash. ... Son of Scott and Marcia Green ... Elementary education major ... Favorite book: *The Giving Tree* ... Favorite movie: *The Natural* ... Favorite food: Prime rib ... Favorite athlete: Napoleon Kaufman ... Enjoys video games and going out to eat with friends.


Players

34 Zach Hollin

Wing/Post • 6-5 • 175 • Sophomore
Salem, Oregon • Salem Academy '98
Southern California College

Career Stats

Year	G-S	FG-A	Pct	3Pt-A	Pct	FT-A	Pct	Reb	Rpg	PF-FO	Ast	TO	Blk	St	Pts	Ppg
99-00	13-0	17-32	.531	8-17	.471	2-3	.667	19	1.5	10-0	3	4	2	3	44	3.4



Single Game Career Highs

Points: 10 (4-8 fg, 1-3 3-pt, 1-1 ft) at Lewis & Clark, 2/8/00

FG: 4 at Lewis & Clark, 2/8/00

FGA: 8 at Lewis & Clark, 2/8/00

FG% (min. 5 fga): .600 (3-5) at

Whitworth, 2/18/00

3-Pt FG: 1, 8 times, last at Whitman, 2/19/00

3-Pt FGA: 3 at Lewis & Clark, 2/8/00; vs. Willamette, 2/11/00; at Whitworth, 2/18/00

3-Pt FG% (min. 2 fga): .500 (1-2) vs. Lewis & Clark, 1/18/00

FT: 1 vs. Pacific, 1/29/00; at Lewis & Clark, 2/8/00

FTA: 2 vs. Pacific, 1/29/00

Rebounds: 4 vs. Pacific, 1/29/00; at Lewis & Clark, 2/8/00

Assists: 1 vs. Pacific, 1/29/00; vs. Linfield, 2/12/00; at Whitworth, 2/18/00

Turnovers: 1, 4 times, last at Whitman, 2/19/00

Blocked Shots: 1 vs. Pacific, 1/29/00; at Pacific Lutheran, 2/5/00

Steals: 2 at Whitman, 2/19/00

Minutes: 18 at Lewis & Clark, 2/8/00

2000-01: Good outside shooter with a soft touch ... Needs only experience to make solid contributions in the future ... *Coach Sundquist says:* "Zach really worked on his game in the off-season, putting on some weight and working on his strength and shooting ability. I believe his work ethic and commitment to basketball will make him a great player in the years to come. He has three-point range and can also go inside and cause people problems. His playing experience toward the end of last season will only give him more confidence when he sees playing time this year."

1999-2000: Named team's Most Improved Player ... Played in 13 games, all off the bench ... Scored 10 points and grabbed four rebounds in 18 minutes at Lewis & Clark.

SCC: Attended Southern California College (now Vanguard University) in Los Angeles for a year, but did not play.

HS: Coached by Tom Lenton at Salem Academy ... 1997-98: Averaged 14 ppg, 5 rpg, 2 apg ... Second Team All-Tri River League ... Second Team All-State 2A Tournament ... Helped team to third place in state.

Personal: Born March 15, 1980, in Salem, Ore. ... Son of Gary Hollin and Pauli Carr ... Communications major ... Favorite book: *Drive: The Story of My Life* by Larry Bird ... Favorite movie: *Hoosiers* ... Favorite food: Weight-gainer shakes ... Favorite athlete: Larry Bird ... Enjoys tennis, golf, snowboarding, and reading.

22 Sean Linder

Wing • 6-2 • 187 • Junior
Azalea, Oregon • Glendale HS '97

Career Stats

Year	G-S	FG-A	Pct	3Pt-A	Pct	FT-A	Pct	Reb	Rpg	PF-FO	Ast	TO	Blk	St	Pts	Ppg
98-99	10-0	4-8	.500	0-2	.000	2-6	.333	8	0.8	5-0	5	6	1	4	10	1.0
99-00	21-0	25-43	.581	4-10	.400	19-28	.679	28	1.3	26-0	9	21	1	4	73	3.5
2 yrs	31-0	29-51	.569	4-12	.333	21-34	.618	36	1.2	31-0	14	27	2	8	83	2.7



Single Game Career Highs

Points: 10 (3-4 fg, 1-1 3-pt, 3-4 ft) vs. Pacific, 1/29/00

FG: 4 at Willamette, 1/8/00; at Puget Sound, 1/28/00

FGA: 8 at Linfield, 1/7/00

FG% (min. 5 fga): .800 (4-5) at

Willamette, 1/8/00; (4-5) at Puget Sound, 1/28/00

3-Pt FG: 1 vs. Lewis & Clark, 1/18/00; at Puget Sound, 1/28/00; vs. Pacific, 1/29/00

3-Pt FGA: 3 at Whitman, 2/19/00

FT: 5 at Whitman, 2/19/00

FTA: 6 at Whitman, 2/19/00

FT% (min. 3 fta): .833 (5/6) at Whitman, 2/19/00

Rebounds: 5 vs. Pacific, 1/29/00

Assists: 2, 4 times, last vs. Pacific, 1/29/00

Turnovers: 3, 4 times, last vs. Linfield, 2/12/00

Blocked Shots: 1 at Pacific Lutheran, 2/27/99; at Whitman, 2/19/00

Steals: 2 vs. Puget Sound, 2/19/99

Minutes: 30 at Whitman, 2/19/00

2000-01: Academic senior with two years of eligibility remaining ... Good outside shooter, but even better at taking it to the basket ... Long arms and good timing make him a good defensive player ... *Coach Sundquist says:* "Sean is by far our best defender. He has great foot-speed and can anticipate extremely well. He is a good outside shooter and slasher to the basket. He understands his abilities and will help the team any way he can. He will be fighting for playing time at the wing and will be a defensive contributor for us this year."

1999-2000: Played in 23 games, all off the bench ... Had 10

points on 3-4 fg, 1-1 3 pt, 3-4 ft with five rebounds and two assists vs. Pacific ... Scored nine points on 4-5 shooting in 19 minutes at Willamette ... Made 5-6 ft at Whitman.

1998-99: Appeared in 10 games off the bench ... Received Most Improved Player award ... Led the team in steals and blocked shots once ... Scored six points in 14 minutes at Linfield, hitting 3-4 from the field ... Had two rebounds three times ... Handed out two assists and made two steals vs. Puget Sound.

HS: Coached by Chuck Borberg at Glendale High ... 1996-97: Averaged 18 points, eight rebounds, and three steals per game ... First Team All-Big Fir League ... Third Team 2A All-State ... 2A Senior All-Star Game MVP ... 1995-96: First Team All-League ... Averaged 19.7 points, 7.3 rebounds, and three steals per game ... 1994-95: Averaged 16 points per game ... Honorable Mention All-League ... Also earned four letters in baseball ... League MVP ... Second Team All-State pitcher ... Third Team All-State infielder ... Member of the National Honor Society.

Personal: Born May 30, 1979, in Long Beach, Calif. ... Son of Steve Linder and Lisa Collins ... Business and economics major ... Favorite book: *MAXIM* ... Favorite movie: *The Big Lebowski* ... Favorite food: Mexican and Italian ... Favorite athlete: Ray Allen ... Enjoys video games and being a Los Angeles Lakers fan.


20 James Macy

Point • 6-0 • 165 • Junior

Culver, Oregon • Culver HS '97

Career Stats

Year	G-S	FG-A	Pct	3Pt-A	Pct	FT-A	Pct	Reb	Rpg	PF-FO	Ass	TO	Blk	St	Pts	Ppg
98-99	25-25	80-187	.428	21-62	.339	63-79	.797	69	2.8	64-4	97	80	1	11	244	9.8
99-00	24-24	87-228	.382	24-74	.324	56-82	.683	74	3.1	59-2	93	56	0	7	254	10.6
2 yrs	49-49	167-415	.402	45-136	.331	119-161	.739	143	2.9	123-6	190	136	1	18	498	10.2



Single Game Career Highs

Points: 25 (9 fg, 2 3-pt, 5 ft) vs. Linfield, 2/12/00

FG: 9 vs. Whitman, 2/6/99; vs. Linfield 2/12/00

FGA: 21 vs. Linfield, 2/12/00

FG% (min. 5 fga): .800 (8-10) at Seattle,

2/26/99; (4-5) vs. Whitworth, 1/21/00

3-Pt FG: 4 vs. Whitman, 2/6/99; at Western Baptist, 12/10/99; vs. Warner Pacific, 1/4/00

3-Pt FGA: 9 vs. Whitman, 2/6/99

3-Pt FG% (min. 2 fga): 1.000 (2-2) vs. Northwest Christian, 11/27/99

FT: 6 at Concordia, 1/26/99; at Willamette, 2/12/99; vs. Northwest, 11/20/99

FTA: 8 at Concordia, 1/26/99; at Willamette, 2/12/99; vs. Northwest, 11/20/99

FT% (min. 3 fta): 1.000 (5-5) vs. Western Oregon, 3/2/99

Rebounds: 8 vs. Whitman, 2/19/00


Assists: 10 vs. Pacific Lutheran, 1/14/00

Turnovers: 8 at Pomona-Pitzer, 1/2/99

Blocked Shots: 1 at Pacific, 12/11/98

Steals: 3 vs. Pacific Lutheran, 12/4/98

Minutes: 40 vs. Whitman, 2/6/99



Junior point James Macy

2000-01: Academic senior with two years of eligibility ... Older brother of teammate Kenny Macy ... Two-year starting point guard ... Top returning player in games played (24) ... Intelligent player ... Team's best finisher at the hoop ... Good ball handler and passer ... Has improved 3-point shot ... *Coach Sundquist says:* "James is a hard-nosed, competitive point guard with great leadership qualities, who has improved his ability to score and to pass the basketball. His experience will be vital to our team's success this year. He works his tail off in everything he does, and is a quality young man who exemplifies what student-athletes at George Fox should be."

1999-2000: Named team's Most Inspirational Player for third straight year ... One of only two Bruins (along with Jordan Green) to start all 24 games ... Finished second on the team in minutes (730, 30.4 mpg), free throws (56), free throw attempts (82), free throw pct. (.683), assists (93), assists per game (3.88), and turnovers (56) ... Third in field goals (87), field goal attempts (228), personal fouls (59), points (254), and scoring average (10.6) ... Placed fifth in the Northwest Conference in assists (3.88) and assists-to-turnovers ratio (1.64) ... Led team in rebounds once with career-high eight at Whitman ... Scored in double figures nine times, with high of 25 with four rebounds and four assists vs. Linfield ... Scored 23 points while bringing down four rebounds and two assists at Lewis & Clark ... Led team in scoring with 22, hitting 8-14 from field, and doling out six assists at Western Baptist ... Scored 16 points with three assists vs. Warner Pacific ... Scored

Players

16 again with three rebounds and three assists vs. Whitworth ... Had 15 points with six rebounds and three assists vs. Whitman.

1998-99: Started all 25 games as a freshman ... Voted team's Most Inspirational Player ... Finished fifth in the Northwest Conference in assists (3.79) ... Led the team in scoring and steals twice, in assists 11 times, and rebounds once ... Had high of nine assists vs. Seattle, and only one game with no assists ... Scored in double digits 10 times, with high of 24 vs. Whitman ... Also had 20 at Seattle, hitting 8-10 from the floor ... Was a perfect 5-5 from the line in playoff game vs. Western Oregon ... Posted seven rebounds vs. Whitworth ... Made three steals vs. Pacific Lutheran.

1997-98: Voted Most Inspirational by teammates though redshirting season.

HS: Coached by Curt Shelley at Culver High ... 1996-97: Oregon Class 1A State All-Tournament Team ... First Team All-District 3 ... All-Big Sky League ... Averaged 20.4 ppg, 4.3 rpg, 4.2 apg ... 1995-96: First Team All-District ... All-League ... Averaged 30.3 ppg, 4.0 rpg, 4.3 apg ... Second Team All-State baseball player.

Personal: Born Dec. 2, 1978, in Madras, Ore. ... Son of Richard and Terry Macy ... Physical education major ... Favorite book: *Mere Christianity* ... Favorite movie: *Patch Adams* ... Favorite food: Fettuccine Alfredo ... Favorite athlete: Pete Maravich ... Enjoys hunting, water skiing, and "sports in general."

32 Kenny Macy

Wing • 6-2 • 170 • Sophomore
Culver, Oregon • Culver HS '99

Career Stats

Year	G-S	FG-A	Pct	3Pt-A	Pct	FT-A	Pct	Reb	Rpg	PF-FO	Ast	TO	Blk	St	Pts	Ppg
99-00	15-0	3-16	.188	3-12	.250	5-6	.833	10	0.7	12-0	3	4	1	2	14	0.9



Single Game Career Highs

Points: 3 (1 3-pt) at Willamette, 1/8/00; (1 3-pt) vs. Whitworth, 1/22/00; (1 3-pt) at Whitman, 2/19/00

FG: 1 at Willamette, 1/8/00; vs. Whitworth, 1/22/00; at Whitman, 2/19/00;

FGA: 3 at Whitman, 2/19/00

3-Pt FG: 1 at Willamette, 1/8/00; vs. Whitworth, 1/22/00; at Whitman, 2/19/00

3-Pt FGA: 3 at Whitman, 2/19/00

3-Pt FG% (min. 2 fga): .500 (1-2) at Willamette, 1/8/00

FT: 2 vs. Puget Sound, 12/4/99; at Linfield, 1/7/00

FTA: 2 vs. Puget Sound, 12/4/99; at Linfield, 1/7/00; vs.

Pacific, 1/29/00

Rebounds: 2 at Puget Sound, 1/28/00

Assists: 1 at Willamette, 1/8/00; vs. Whitworth, 1/22/00; at Northwest Christian, 1/25/00

Turnovers: 1, 4 times, last at Whitman, 2/19/00

Blocked Shots: 1 at Willamette, 1/8/00

Steals: 1 at Linfield, 1/7/00; at Northwest Christian, 1/25/00

Minutes: 6 at Linfield, 1/7/00; 6 vs. Lewis & Clark, 1/18/00

2000-01: Shifting from point to wing this season ... May still see occasional time as a backup at point to older brother, James ... *Coach Sundquist says:* "Kenny has really improved his shooting ability and will compete for playing time at the off-guard and wing positions. His ability to shoot the ball will give us another outside threat. He needs to gain more confidence, and it will come with some playing time and hard work during practice."

1999-2000: Appeared in 15 games, all off bench ... Made a 3-pointer and had two rebounds, one assist and one blocked shot at Willamette ... Also had 3-pointers vs. Whitworth and at Whitman ... Hit 2-2 free throws vs. Puget Sound and at Linfield.

HS: Coached by Curt Shelley at Culver High ... 1998-99: Averaged 15 ppg with .800 free throw percentage and school-record 84 3-point goals ... Voted team's Most Inspirational ... First Team All-Columbia Basin Conference ... Played in 2A Senior All-Star Game ... 1997-98: Team's Most Inspirational ... Honorable Mention All-Conference ... Also played baseball, earning All-Conference as a senior, Honorable Mention All-Conference and a Golden Glove winner as a junior ... Named to Honor Society.


Personal: Born June 17, 1981, in Madras, Ore. ... Son of Richard and Terry Macy ... Major undecided ... Favorite book: *The Outsiders* ... Favorite movie: *Hoosiers* ... Favorite food: Steak ... Favorite athlete: Michael Jordan ... Enjoys hunting and water skiing.

12 Travis Melvin

Wing • 5-11 • 170 • Junior
Pleasant Hill, Oregon • Pleasant Hill HS '98

Career Stats

Year	G-S	FG-A	Pct	3Pt-A	Pct	FT-A	Pct	Reb	Rpg	PF-FO	Ast	TO	Blk	St	Pts	Ppg
98-99	25-1	82-196	.418	18-68	.265	22-35	.629	34	1.4	64-4	37	56	4	25	204	8.2
99-00	22-15	104-237	.439	45-120	.375	20-32	.625	56	2.5	52-2	38	49	3	32	273	12.4
2 yrs	47-16	186-433	.430	63-188	.335	42-67	.627	90	1.9	116-6	75	105	7	57	477	10.1



Single Game Career Highs

Points: 30 (13 fg, 2 3-pt, 2 ft) at Linfield, 1/7/00

FG: 13 at Linfield, 1/7/00

FGA: 22 at Whitman, 2/19/00

FG% (min. 5 fga): 1.000 (5-5) at Western Baptist, 12/10/99

3-Pt FG: 4 vs. Linfield, 2/12/00; at Whitworth, 2/18/00; at Whitman, 2/19/00

3-Pt FGA: 13 at Whitman, 2/19/00

3-Pt FG% (min. 2 fga): 1.000 (3-3) at Lewis & Clark, 1/22/99

FT: 4 at Whitworth, 1/9/99

FTA: 6 at Whitworth, 1/9/99

FT% (min. 3 fta): .750 (3-4) vs. Puget Sound, 2/19/99

Rebounds: 7 at Lewis & Clark, 1/22/99; at Willamette, 1/8/00


Assists: 5 vs. Cascade, 11/21/98

Turnovers: 5 vs. Whitman, 2/6/99

Blocked Shots: 1, 7 times, last at Whitman, 2/19/00

Steals: 6 vs. Whitman, 1/21/00

Minutes: 33 vs. Lewis & Clark, 1/18/00



Junior wing Travis Melvin

2000-01: Twin brother of teammate Ryan Melvin ... Quickest player on the team ... Good jump shooter ... Good at getting to basket using quickness ... Has improved defense ... *Coach Sundquist says:* "Travis has outstanding speed and quickness, which will make him very enjoyable to watch. He will be competing for a starting job and will be a defensive factor because of his quickness. He has the ability to get to the basket and create a shot for himself. He is learning that he has the ability to make the other players around him better by doing the little things. He is a true competitor, who will do anything for the good of the team."

1999-2000: Missed first two games of season due to stress fracture ... Started 15 of last 22 games ... Averaged 18.5 points a game over last four games to finish 20th in the Northwest Conference in scoring (12.4 ppg) ... Was seventh in the NWC in steals (1.45 spg) and ninth in 3-pt field goals per game (2.05) ... Team leader in field goal pct. (.439), second in field goals (104), field goal attempts (237), steals (32), steals per game (1.45), points (273), and scoring average (12.4 ppg) ... Led team in rebounds with six vs. Pacific, and tied for leading rebounder once with seven boards at Willamette ... Led team in scoring three times and reached double figures in points 13 times ... Had career-high 30 points, hitting 13-20 from the field, at Linfield ... Scored 26 at Whitman ... Scored 19 points

with four 3-pt goals and four rebounds vs. Linfield ... Scored 18, including 3-3 from 3-pt range, in career-high 33 minutes vs. Lewis & Clark ... Tallied 17 with a career-high six steals vs. Whitman ... Hit a perfect 5-5 from the floor in 13-point night at Western Baptist.

1998-1999: Top sub off the bench, appearing in every game, with one start ... Led the team in scoring and blocked shots once, assists twice, and steals four times ... Reached double figures in scoring 10 times, topped by 19 points at Linfield on 8-12 shooting ... Scored 17 in playoff game vs. Western Oregon ... Scored 16 and grabbed seven rebounds at Lewis & Clark ... Handed out five assists vs. Cascade ... Had high of three steals three times.

HS: Coached by Ron Neher at Pleasant Hill High ... 1997-98: First Team 3A All-State ... Sky-Em League MVP ... West All-State MVP ... Set Oregon 3A State Tournament record for most steals (17) ... Team Defensive Player of the Year ... 1996-97: Second Team All-League ... Also lettered in baseball

Personal: Born Dec. 21, 1979, in Roseburg, Ore. ... Son of John and Karen Melvin ... Business marketing major ... Favorite book: *Twice Pardoned* ... Favorite movie: *Braveheart* ... Favorite food: Lasagna ... Enjoys water skiing and fly fishing.

41 Aaron Milner

Post • 6-5 • 190 • Junior

Seattle, Washington • Shorecrest HS '97

Everett Community College

Career Stats

Year	G-S	FG-A	Pct	3Pt-A	Pct	FT-A	Pct	Reb	Rpg	PF-FO	Ass	TO	Blk	St	Pts	Ppg
99-00	23-15	44-102	.431	12-48	.250	11-20	.550	73	3.2	45-1	6	27	4	12	111	4.8



Single Game Career Highs

Points: 15 (6 fg, 2 3-pt, 1 ft) vs. Western Baptist, 11/23/99

FG: 6 vs. Western Baptist, 11/23/99

FGA: 11 vs. Western Baptist, 11/23/99

FG% (min. 5 fga): .625 (5-8) vs. Warner Pacific, 1/4/00

3-Pt FG: 2 vs. Western Baptist, 11/23/99; vs. Warner Pacific, 1/4/00; at Pacific Lutheran, 2/5/00

3-Pt FGA: 5 vs. Puget Sound, 12/4/99; vs. Warner Pacific, 1/4/00; at Pacific Lutheran, 2/5/00

3-Pt FG% (min. 2 fga): .500 (2-4) vs. Western Baptist, 11/23/99

FT: 4 at Puget Sound, 1/28/00

Players

FTA: 6 at Puget Sound, 1/28/00

FT% (**min. 3 fta**): .667 (4-6) at Puget Sound, 1/28/00

Rebounds: 6 vs. Northwest Christian, 11/27/99; vs. Puget Sound, 12/4/99

Assists: 2 vs. Lewis & Clark, 1/18/00

Turnovers: 4 at Pacific Lutheran, 2/5/00

Blocked Shots: 1 vs. Northwest, 11/20/99; vs. Puget Sound, 12/4/99; vs. Whitworth, 1/22/00

Steals: 2 vs. Pacific, 1/29/00; at Pacific Lutheran, 2/5/00

Minutes: 26 vs. Northwest Christian, 11/27/99; vs. Puget Sound, 12/4/99

2000-01: Returning starter as a small forward ... Excellent outside shooter for a player with good size ... *Coach Sundquist says:* "Aaron will be looked to for rebounding and being more of a scoring threat this season. He jumps very well and his strength inside will make him a presence. He also has the ability to shoot the ball from the outside, so other post players will have to guard him on the perimeter. He has been a positive

force in practice and his work ethic will earn him playing time and make him a more confident contributor."

1999-2000: Appeared in 23 games, starting 15 ... Scored in double figures three times, with high of 15 vs. Western Baptist ... Also scored 12 vs. Warner Pacific and 11 vs. Puget Sound ... Hit 6-11 from field and had five rebounds vs. Western Baptist ... Made five of seven shots vs. Warner Pacific with five rebounds ... Hit 5-9 from field with a team-high six rebounds vs. Puget Sound ... Shot 4-7 from field at Pacific ... Had nine points and six rebounds vs. Northwest Christian.

JC: Coached by Larry Walker at Everett (Wash.) Community College ... 1998-99: Averaged 13 ppg, 7 rpg.

HS: Coached by Marv Morris at Shorecrest High in Shoreline, Wash. ... Earned three varsity letters.

Personal: Born Nov. 13, 1978, in Seattle ... Son of Glen and Karol Milner ... History major ... Favorite book: *The Catcher in the Rye* ... Favorite food: Mexican ... Favorite athlete: Pro wrestling's Rowdy Roddy Piper.

30 Joe Nichols

Wing • 6-2 • 200 • Junior

Brookings, Oregon • Brookings Harbor HS '98

Everett Community College

Career Stats

Year	G-S	FG-A	Pct	3Pt-A	Pct	FT-A	Pct	Reb	Rpg	PF-FO	Ast	TO	Blk	St	Pts	Ppg
98-99	11-0	4-13	.308	3-8	.375	2-3	.667	5	0.5	5-0	1	2	2	1	13	1.2
99-00	16-0	2-16	.125	0-8	.000	0-0	.000	4	0.3	8-0	0	2	0	2	4	0.3
2 yrs	27-0	6-32	.188	3-16	.188	2-3	.667	9	0.3	13-0	1	4	2	3	17	0.6



Single Game Career Highs

Points: 6 (2 fg, 2 3-pt) vs. Cascade, 11/21/98

FG: 2 vs. Cascade, 11/21/98; at Willamette, 1/8/00

FGA: 7 at Willamette, 1/8/00

FG% (min. 5 fga): .286 (2-7) at

Willamette, 1/8/00

3-Pt FG: 2 vs. Cascade, 11/21/98

3-Pt FGA: 4 vs. Cascade, 11/21/98

3-Pt FG% (min. 2 fga): .500 (2-4) vs. Cascade, 11/21/98

FT: 2 vs. Puget Sound, 2/19/99

FTA: 2 vs. Puget Sound, 2/19/99

Rebounds: 2 vs. Puget Sound, 2/19/99; at Willamette, 1/8/00; at Northwest Christian, 1/25/00

Assists: 1 vs. Cascade, 11/21/98

Turnovers: 1, 4 times, last vs. Pacific, 1/29/00

Blocked Shots: 1 vs. Cascade, 11/21/98; at Whitman, 1/8/99

Steals: 1 vs. Cascade, 11/21/98; at Willamette, 1/8/00; at Northwest Christian, 1/25/00

Minutes: 9 vs. Cascade, 11/21/98; at Willamette, 1/8/00

2000-01: Team's only left-hander ... Improved outside shooter ... Hard-working player ... *Coach Sundquist says:* "Joe has worked extremely hard on his outside shooting ability. He is a physical player who is not afraid of contact. He will continue to improve and fight for playing time at the wing. He is a scrappy, aggressive rebounder, who will do the little things for the benefit of the team."


1999-2000: Appeared in 16 games, all off the bench ... Scored four points at Willamette ... Had two rebounds at Willamette and Northwest Christian.

1998-99: Appeared in 11 games off the bench ... Scored career-high six points on a pair of 3-pointers in first game vs. Cascade ... Had two rebounds in a game vs. Puget Sound.

HS: Coached by Larry Enos at Brookings Harbor High ... 1997-98: Averaged 10 points and eight rebounds per game ... 1996-97: Team finished third in Far West League play ... First Team All-League and MVP in soccer ... Earned three letters in track.

Personal: Born Dec. 7, 1980, in Canada ... Son of Laurence and Joyce Nichols ... Business major ... Favorite book: *Where the Red Fern Grows* ... Favorite movie: *Happy Gilmore* ... Favorite food: Chinese ... Enjoys snowboarding and surfing.

Newcomers



Jeff Greene


Point/Wing • 6-1 • 180 • Sophomore
Beaverton, Oregon • Beaverton HS '98
University of Colorado

2000-01: Academic junior with three years eligibility remaining ... Versatile — can handle point or wing.

UC: Attended the University of Colorado in Boulder for two years, but did not play basketball ... Made Dean's List last year.

HS: Earned two letters under coach Nick Robertson at Beaverton High ... 1997-98: Played for Metro League and state 4A champions ... 1996-97: Team won Metro League title ... Member of BHS Honor Roll, German Honor Society, and National Honor Society.

Personal: Born May 4, 1980, in Portland, Ore. ... Son of George and Tina Greene ... Mathematics major ... Future plans: To go to grad school for business ... Favorite movie: *Dumb and Dumber* ... Favorite food: Green olives ... Favorite athlete: Will Clark ... Greatest sports thrill: Winning the state championship in basketball in 1998 ... Enjoys skiing, golf, and listening to country music.



Ryan Melvin

Wing/Point • 5-10 • 155 • Junior
Pleasant Hill, Oregon • Pleasant Hill HS '98


2000-01: Twin brother of teammate and starting wing Travis Melvin ... All-around athlete who is out for basketball after playing soccer for George Fox in 1998-99 ... Will add depth at wing ... May see occasional duty at the point.

1999: Appeared in 18 games for men's soccer team ... Scored first career goal in 3-2 win vs. Western Baptist ... Had one assist.

1998: Saw limited action in six soccer games.

HS: Earned two letters under coach Ron Nehr at Pleasant Hill High ... Was a teammate of Bruin baseball/soccer player Kyle Langeliers ... 1997-98: Honorable Mention All-Sky-Em League ... Team won league title, placed second in state 3A tournament, and did not lose a home game all season ... Also earned three letters in both soccer and baseball ... Second Team All-State in soccer as a senior.

Personal: Born Dec. 21, 1979, in Roseburg, Ore. ... Son of John and Karen Melvin ... Father played football at Linfield ... Business management major ... Future plans: Owning a business ... Favorite book: *Deadline* ... Favorite movie: *Legends of the Fall* ... Favorite food: Shrimp scampi with party potatoes ... Greatest sports thrills: Going to the state championship in basketball, and beating Glide in a shootout in the third round to go to state ... Enjoys fly fishing, hunting, water skiing, and wakeboarding.



Bryan Wadlow

Wing/Post • 6-4 • 195 • Freshman
Albany, Oregon • West Albany HS '00

2000-01: A young player who will provide depth with outside shooting ability at wing or rebounding strength down low.

HS: Earned two letters under coach Guerret Hartman at West Albany High ... 1999-2000: Won school's Pat Emmons Memorial Basketball Award for commitment, hard work, and academics ... Won three letters in soccer and two in track ... Made WAHS honor roll every semester ... Member of National Honor Society.

Personal: Born Aug. 5, 1981, in Corvallis, Ore. ... Son of Robert and Meredith Wadlow ... History major ... Future plans: To teach high school history and social studies and to coach ... Favorite books: The Bible and *Undaunted Courage* ... Favorite movie: *The Man From Snowy River* ... Favorite food: Mexican ... Greatest sports thrill: Beating crosstown rival with a last-second shot in overtime ... Enjoys fishing, hiking, camping, spelunking, and playing the guitar.



Brett Yeager

Wing/Post • 6-3 • 178 • Freshman
Oakridge, Oregon • Oakridge HS '00

2000-01: Will provide backup strength at either wing or post.

HS: Earned three letters under coach Steve Pauls at Oakridge High ... 1999-2000: Averaged 14 points, seven rebounds, five assists, and three blocked shots per game ... Named First Team All-Trico League ... Honorable Mention 2A All-State player ... Played in 2A All-Star Game ... Named team's Best Offensive, Best Defensive, and Most Improved ... Team won conference title and placed seventh in state 2A tournament ... 1998-99: Played for team that won league crown and finished second in state 2A tournament ... 1997-98: Team captured first of three straight league titles ... Also earned letters in baseball, golf, and track ... Placed second in state in 2A long jump and in 4 x 400 race ... Twice selected to "Who's Who Among American High School Students" ... Won OHS Scholar-Athlete award as a senior.

Personal: Born March 30, 1982, in Bend, Ore. ... Son of Gary and Cynthia Yeager ... Cousin Trisha Yeager played basketball at Concordia-Portland ... Major undeclared ... Future plans: To make a lot of money ... Favorite book: *The Quick and the Dead* ... Favorite movie: *Tombstone* ... Favorite food: Chicken enchiladas ... Favorite athlete: Tracy McGrady ... Greatest sports thrill: Playing in the state championship game ... Enjoys spear fishing, hunting, skiing, and rafting.

Coaches

A New Era Begins

Mark Sundquist

Head Coach

A new era in George Fox University men's basketball begins this year as Mark Sundquist takes over the Bruin program, replacing 18-year veteran Mark Vernon, the winningest coach in school history, who resigned after last season.

The new head coach was named to the post on August 1, 2000, after a nationwide search that ended in the Bruins' backyard. The 35-year-old Sundquist spent the 1999-2000 season as the boys' basketball coach at Newberg High School, only eight blocks from the George Fox campus. In his only season at Newberg High, Sundquist led a very young team, with only one returning player, to a 5-18 record. Prior to that, he spent two seasons as the boys' basketball coach at Woodburn (Ore.) High School.

The newest Bruin coach was born on Nov. 24, 1965, in St. Helens, Oregon, and grew up in Hillsboro, where he attended Glencoe High School. He was recruited by George Fox, but attended Seattle Pacific University, his mother's alma mater.

Sundquist earned four letters for the Falcons from 1984-88, playing shooting guard during his first three seasons alongside point guard Ritchie McKay, now the men's basketball coach at Oregon State University. Sundquist led the team in free throw percentage as a junior (.818) and a senior (.817), with his career mark of .819 ranking seventh all-time at SPU. He was team captain and MVP as a senior, averaging 14.1 points a game, while shooting a team-best .514 from the field and .482 from



three-point range, a school record at the time. In an 83-78 overtime loss at Division I Stanford that season, he scored a career-high 33 points, while setting new records (since broken) for three-pointers made (7) and attempted (12) in a game. He was named All-Great Northwest Conference and All-NCAA Division II District VIII as a senior.

Sundquist graduated from Seattle Pacific in 1989, with a bachelor's degree in social sciences/secondary education. During his last year at SPU, he served as assistant women's basketball coach. After three years coaching in the junior high ranks, he spent

the 1992-97 seasons as an assistant for the boys' basketball program at Glencoe before taking the Woodburn job.

The Bruins' new coach, who was selected from among 30 applicants from as far away as Massachusetts, says, "It has always been a dream of mine to coach at the college level. It was a win/win situation for me, because I enjoyed it at Newberg High and I was beginning to develop some wonderful relationships with the kids there, but this is a great fit for me. I like the comfortable Christian atmosphere, in a good conference, with wonderful facilities, and I'm eager to get going."

Sundquist is married to the former Sara Thompson of Bellevue, Wash., and they have one son, Jake, age 3-1/2, and a brand-new daughter, Kaitlyn, born in October. The Sundquists attend Countryside Community Church in Sherwood.

Justin Sherwood

Assistant Coach

The most prolific 3-point field goal shooter in NAIA history, Justin Sherwood is now in his fourth year with the George Fox coaching staff as assistant men's basketball coach.



Sherwood attempted 1,110 treys, an NAIA national record, during his career at Western Baptist College. He made 464 of them, three less than the national record at the time. With a record like that, he was right at home with the 1999-2000 Bruins, who finished second in the nation in 3-point field goals per game (11.2) at the

NCAA Division III level and third in total 3-pointers (268).

Sherwood averaged 18.4 points during his college career from 1989-93, setting Western Baptist's career scoring record with 2,710 points. Twice he was named an NAIA All-District 2 selection and NCCAA All-American. As a senior, he was named Western Baptist's Male Athlete of the Year.

He was also named Male Athlete of the year as a senior at McNary High School in Salem, Ore., after earning all-league honors in basketball and playing outfield on the state champion baseball team.

In addition to his coaching duties at George Fox, Sherwood works for Pauly, Rogers and Co., a CPA firm in Tigard, Ore. He and his wife, Jenni, live in — of all places — Sherwood, Ore., and their one-year-old son is — of course — named Trey.

Mitch Ratzlaff

Assistant Coach

Former George Fox cager Mitch Ratzlaff returns to his alma mater to begin his coaching career, joining the Bruin program as an assistant coach.



Ratzlaff, 27, a four-sport athlete at Salem Academy in Salem, Ore., earned all-league honors in soccer, basketball, and track, while also running cross country. He was named Senior Christian Athlete of the Year, and was a finalist for the Salem Sports and Breakfast Club Athlete of the Year after winning two gold medals in the state track and field meet

and being selected for the Senior All-Star Game in soccer.

After a year at Chemeketa Community College, where he played basketball and was the Most Outstanding performer on the track team, Ratzlaff transferred to George Fox and played for three seasons (1993-96) under Mark Vernon. A part-time starter as a sophomore, his top game was a 10-point, nine-rebound, five-assist effort against Concordia-Portland, but his last two years were plagued by injury. After breaking a finger midway through December of his junior year, as a senior he tore the anterior cruciate ligament in his knee before the season started, then returned, only to break his foot with four games remaining in the season.

For battling against all odds, Ratzlaff received the Coaches' Award for Outstanding Attitude and Commitment. He graduated cum laude from George Fox in 1996 with a degree in business and economics, and is now the director of development for International Family Services, which requires him to travel extensively overseas. He and his wife, Kelleigh, reside in Newberg.

Support Staff

Athletic Director

Craig Taylor

Craig Taylor is in his 13th year as George Fox University athletic director, but he has been associated with the Bruins for a total of 27 years as a player, coach, and professor.

Taylor, 49, first came to George Fox in 1971 as a junior forward for the men's basketball team. In 1972-73, he helped the Bruins to their first-ever NAIA District 2 title.

Taylor graduated from George Fox in 1974, receiving honors as the Outstanding Man in Teacher Education and Outstanding Physical Education Major. He received a master of science degree in education from Linfield College in 1975. While enrolled in graduate courses, he was a George Fox residence hall director.

From 1976-79, Taylor was the Bruins head baseball coach, while also serving as assistant basketball coach. He worked at a sporting goods retailing firm in 1979-81, but returned to George Fox as coach of the women's basketball team from 1981-93, producing a 162-155 record. He also coached the softball team from 1981-88 and again in 1990, compiling a 77-99-1 record. In 1985, he was named NAIA District 2 Softball Coach of the Year.

At George Fox, Taylor is responsible for athletic department functions, including budgeting, department and sports center management, eligibility, and compliance with George Fox, Northwest Conference, and NCAA regulations. In 1992, he was named NAIA District 2 Administrator of the Year.

Taylor and his wife, Kathy, live in McMinnville and have three children: Leah, 26; Bree, 21, who played volleyball for the Bruins; and Casey, 11.



Athletic Department Secretary

Patty Findley

Patty Findley has worked at George Fox for 16 years, including the last three as athletic department secretary. She is responsible for all aspects of office management, coordination of class schedules for the professors in the department of health and human performance, and supervision of the athletic department work-study students. A staunch supporter of all George Fox teams, she is official scorer for women's basketball games and works regularly in the concession stands at the Wheeler Sports Center and Morse Athletic Fields.

Findley is a graduate of Newberg High School and worked for the school district for four years before coming to George Fox in 1984 to work in the departments of teacher education and communications. She and her husband of 40 years, Jack, are active in the Friends Church, and have four children and seven grandchildren.



Associate Athletic Director

Pat Bailey

Pat Bailey is in his third year as associate athletic director, with primary responsibility for fund-raising.



Under his leadership, plans are well underway for a major renovation of the Curtis and Margaret Morse Athletic Fields complex, which will result in field improvements, grandstands, and lights for the Bruins' soccer, softball, and baseball venues.

Bailey has coached the George Fox baseball team since 1996, compiling a 142-61 record and either winning or tying for four conference titles. He was named Northwest Conference Coach of the Year after the 2000 season.

Bailey is also the director of the Bruin Club, George Fox's athletic booster club; he chairs the Sports Hall of Fame Selection Committee, and assists in game management for fall and winter sports.

He lives in Newberg with his wife, Susan; son, Alex, 17; and daughter, Ann, 14.

Head Trainer

Dale Isaak

Dale Isaak joined the George Fox staff in 1995 as head trainer and assistant professor in the department of health and human performance. He previously was the head athletic trainer for Hopkins High School in Minnetonka, Minn., and ath-



letic trainer for the Institute for Athletic Medicine in Minneapolis.

Isaak, a 1990 graduate of Willamette University, also holds a master of science degree in physical education/athletic training from Indiana State University, and a master of education in physical education from the University of Minnesota. He and his wife, Marin, live in Wilsonville.

Assistant Trainer


Byron Shenk

Byron Shenk, GFU's women's soccer coach, also serves as an assistant trainer, one of the many duties he has handled

since coming to the University in 1990. He is also chairman of the department of health and human performance at George Fox,

where he teaches as an associate professor. He earned a national meritorious service award from the National Christian College Athletic Association for previous service and leadership. He has coached the school's 10-year-old varsity women's soccer team from its infancy, and in 1998 was named Northwest Conference Women's Soccer Coach of the Year.

Shenk holds an undergraduate degree from Goshen College, a master's from the University of Oregon, and a doctorate in education from the University of Virginia. He and his wife, Ina, live in McMinnville, where they are active in the Mennonite church.



Assistant Trainer

Karen Hostetter

Karen Hostetter came to George Fox in August 2000 as an assistant athletic trainer and a teacher in the department of health and human performance after three years as a trainer at Kennedy High School in Anaheim, Calif.

A native of Gig Harbor, Wash., she earned her bachelor's degree in physical education from Seattle Pacific University in 1988, then spent nine years with a physical therapy clinic in southern California that contracted with area high schools. She received certification as an athletic trainer in 1993, and completed a master's in kinesiology from California State University-Fullerton in 1997. She is single, resides in Newberg, and enjoys hiking, biking, and camping.



Sports Information Director

Blair Cash

Blair Cash, now in his second year as sports information director at George Fox University, is responsible for all publicity for the Bruins' 13 varsity sports.

He also serves on the Sports Hall of Fame Selection Committee and the Dance Team Advisory Board.

Cash has headed sports information offices at Belhaven College (1972-77), the University of Montevallo (1977-82), and the University of South



Alabama (1982-83). He entered vocational Christian ministry in 1983, but kept his hand in athletics as a volunteer in the sports information office at Texas-Pan American University (1989-94). He returned to the sports information field full-time in 1998, with a short stint as an assistant SID at Southwest Texas State and six months as SID at Samford University (1999).

Cash has been information director for the NAIA's District 27, the Southern States Conference, and the Mississippi Soccer Association, and a sportswriter for daily papers in Jackson and Natchez, Miss. As a baseball official scorer, he worked for the Jackson Generals for five seasons and the Birmingham Barons for one, scored the 1999 Southeastern Conference Tournament, and was the official scorer for the Portland Rockies this past summer.

Cash graduated from Belhaven in 1976 with a degree in Christian education and from Reformed Theological Seminary in 1987 with degrees in divinity and Christian education. An ordained minister in the Presbyterian Church USA, he has pastored churches in Edinburg, Texas, and Natchez, Miss., and is a pulpit supply pastor for the Cascades Presbytery. He and his wife, Debbie, live in Newberg with their two children, Milton, 9, and Megan, 6.

Head Statistician

Mike Wirta

Better known as "Biggs" by his friends, Mike Wirta is in his 30th year as George Fox's basketball statistical guru.

The school's most loyal fan, he begins this season with a string of keeping statistics at 422 straight George Fox



Support Staff

men's basketball contests and 362 in a row at home. The last home game he missed was in 1972. Altogether, he has seen more than 850 George Fox men's basketball games.

Wirta, 51, devotes many volunteer hours to compiling statistics and records for the players and teams recorded in the Bruin media guides. His vast knowledge of George Fox sports history is invaluable in his position as official historian for the school's Sports Hall of Fame Selection Committee. He also compiles statistics for the women's basketball team and handles scorekeeping duties for the Bruins during baseball season.

A 1974 graduate of George Fox and long-time member of the University's plant services staff, Wirta has the upkeep of the Wheeler Sports Center as his major responsibility. In 1988, the University's Alumni Association named him its Volunteer of the Year, just the second person to receive the designation at that time. In 1994, he received an NAIA District 2 Meritorious Service Award.

"Biggs" was inducted into the George Fox Sports Hall of Fame in 1988.



Michelle Becker

Student Director,
Marketing and
Promotions
Sr., Newberg, Ore.



Larry Herrick

Shot Clock Operator
(men's games)
Scoreboard Operator
(women's games)



Bob Dexter

Shot Clock Operator
(women's games)



Jim Jackson

PA Announcer
(men's games)



Brian Durick

Student Assistant
SID
Sr., Roseburg, Ore.



Don Millage

Official Scorer
(men's games)



John Felton

Student Assistant
SID
Jr., Hillsboro, Ore.



Don Staples

PA Announcer
(women's games)



Renee Hanson

Student Assistant
Statistician
So., Lebanon, Ore.



Bob Stewart

Scoreboard Operator
(men's games)



Carissa Hendryx

Student Assistant
Statistician
So., Clatskanie, Ore.



Ernie Sturzinger

Student Assistant
SID
Fr., Salem, Ore.

About GFU

The University

George Fox University, an evangelical Christian liberal arts college, is expanding, both in size and reputation. One of the fastest-growing institutions of higher learning in the United States, George Fox has seen its enrollment more than quadruple in the past 14 years, increasing from 549 in 1986 to 2,636 in the fall of 2000.

Since 1986, George Fox University has been named one of "America's Best Colleges" 12 times by *U.S. News & World Report*. In 2000, George Fox ranked first in academic reputation and second overall among Western regional liberal arts colleges. The magazine also named the university one of the region's best values among schools in its category.

George Fox offers unique programs to its students. Every incoming freshman is given a computer to use and keep upon

graduation. When students reach their third year, they are eligible for the Juniors Abroad program, in which the University pays transportation costs for an overseas study tour.



The school's history began in 1885, when Willamette Valley Quaker settlers established Pacific Academy. It was during those early days that George Fox's

most prominent alumnus attended the school — Herbert Hoover, who later became the 30th president of the United States.

The college division was organized in 1891 to provide more advanced instruction, and the name was changed to Pacific College. In 1949, because of the many schools in the West with "Pacific" in their titles, another change was made, this time to George Fox College, honoring the founder of the Friends (Quaker) Church.

In 1996, with the addition of Western Evangelical Seminary, George Fox became a university, offering students a Christ-centered education and the choice of 35 undergraduate majors and nine graduate degrees. On Jan. 1, 2000, the seminary was renamed George Fox Evangelical Seminary.

George Fox is located in Newberg, Ore. (pop. 17,355), 25 miles southwest of Portland, the state's largest metropolitan center of 1.7 million, and 32 miles northwest of Salem, the state capital.

Wheeler Sports Center: A Natural Place for Sports

Entered by crossing a wooded canyon on a 200-foot bridge, the Coleman H. Wheeler Center for Sports and Physical Education, home of the George Fox Bruins' volleyball and men's and women's basketball teams, is a natural place to play sports of all sorts.

The Sports Center was designed by noted architect Pietro Belluschi to sit unpretentiously alongside tree-shaded Hess Creek Canyon. Built using gifts from prominent lumbermen, the building features a two-level oak parquet lobby and a large window area overlooking the adjacent natural terrain.

Completed in June 1977, the \$2.7 million, 55,000-square-foot complex is the University's largest building. It contains the James and Lila Miller Gymnasium, the Bruins' home court, with a total seating capacity of 2,750.

The Wheeler Center features a 116 x 174-foot gymnasium with three full-length basketball courts, three volleyball courts, and 10 badminton courts. The ceilings are 32 feet above the hardwood maple floor.

The building may be entered on two levels. The east-side ground level is accessible from the parking lot by crossing the footbridge. The on-campus community enters on the west-side second floor.

Contained on the upper level are a staff room, multipurpose room, classrooms, and athletic administration and faculty offices. A 1,500-square-foot weight room was remodeled in the summer of 1993. The lower level contains a concession area, dressing rooms, team rooms, laundry, equipment-issuing room, and storage space. An east wing of the building houses two racquetball courts.

The building is named for long-time Oregon lumberman Coleman H. Wheeler, former chairman of the board of Willamette Industries. The gymnasium is named for former George Fox board member James Miller and his wife, Lila. James Miller is also the former president of Cascadia Lumber Co.

'99-'00 Review

Strong Start Fades in '99-'00

The Bruins wowed 'em with threes, but couldn't overcome lack of size.

A promising start to the 1999-2000 George Fox University men's basketball season proved illusory, as a lack of inside height caught up to the Bruins once conference play began, and they struggled to a 8-16 record in Mark Vernon's final year as head coach.


Lots of Threes and a Homecoming Upset Highlight the Season

The Bruins opened the season with four wins in their first six outings, sparked by the talents of 6-4 freshman forward Dan Weber, who earned Northwest Conference Player of the Week honors the first week. When Weber was declared academically ineligible during the second semester, the team lost one of its most potent players. Had he played in enough games to qualify, Weber's averages of 14.4 points and 6.7 rebounds would have ranked him second on the team.

Relying primarily on their outside shooting after Christmas, the Bruins wound up with a 4-12 record in conference play, finishing eighth, one game ahead of Whitman College. In their most successful home stand of the season, the Bruins whipped Whitman and Whitworth in back-to-back games.

The highlight of the season was a 102-96 upset of Yamhill County rival Linfield College on Homecoming night, sparked by four Bruin guards scoring in double figures. The win gave George Fox a 7-6 home record, their sixth straight season with a home record of .500 or better.

When the Bruin sharpshooters were on, there was no finer outside-shooting team in the country. The Bruins made more 3-point field goals per game than any other team in the Northwest



Junior wing Travis Melvin

Conference, with an average of 11.17 per contest, a mark good enough for second in the nation to Grinnell College of Iowa, a team that averaged more than 50 3-point attempts per game!

George Fox possessed the fourth-most prolific offense in the NWC, scoring 76.8 per game, and were also fourth in assists and assists-to-turnovers ratio.

Green's All-NWC Selection Leads Individual Honors

For the second year in a row, the Bruins were led by their 5-10 MVP, wing Jordan Green. Green was named First Team All-Northwest Conference, becoming the first George Fox player to achieve that honor in consecutive years. In his third season with the Bruins, Green ranked in the NWC's top 20 in eight statistical categories, including No. 1 in steals (3.62), second in scoring (18.6) and 3-point field goals made (3.41), and third in assists (4.8) and free-throw percentage (.839). Green also ranked sixth in the nation in steals and 14th in 3-point field goals made.

Green was one of three Bruin players to receive at least Honorable Mention

for NWC Player of the Week during the season. Dan Weber won the award once and was Honorable Mention twice, while Green was Honorable Mention six times and wing Ryan Cruz twice.

Cruz ended the season fifth in the conference in 3-point field goals made (2.67) and 14th in 3-point field goal percentage (.403). Another wing, Travis Melvin, ranked seventh in steals (1.45) and ninth in 3-point field goals (2.05). Post Andrew Coleman, at 6-7, gave the Bruins their biggest inside presence, averaging 1.43 blocks per game (second in the NWC) and 6.9 rebounds (seventh in NWC). Starting point guard James Macy ranked fifth in the conference in assists (3.9) and assists/turnovers ratio (1.64).

Winning team awards were Jordan Green for Best Offensive Player, Andrew Coleman as Best Defensive Player, James Macy as Most Inspirational, and inside player Zach Hollin, who came on strong at the end of the season, as Most Improved.

Vernon Departs as Winningest Coach Ever at George Fox

In his 18th and final season as the Bruins' coach, Mark Vernon, a former George Fox player and the recipient of five different Coach of the Year awards during his tenure, concluded his career with a 318-218 record, the most wins by any coach in team history. Under his direction, the Bruins posted six of their seven 20-win seasons, finished with national rankings six times, made two trips to the NAIA National Tournament, and produced six All-Americans and two professional draft picks.

Vernon cited personal reasons for resigning, particularly a desire to spend more time with his three young boys.

1999-2000 Results

Date	Opponent	W/L	Score	Attendance	High Points	High Rebounds
11/20	Northwest	W	64-62	1,000	(15) Jordan Green (15) Ryan Cruz (15) Dan Weber	(8) Dan Weber
11/23	Western Baptist	L	76-78	500	(18) Dan Weber	(9) Dan Weber
11/27	Northwest Christian	W ^(OT)	82-72	500	(24) Jordan Green	(12) Dan Weber
12/3	* at Pacific	L	66-77	250	(13) Ryan Cruz	(9) Dan Weber
12/4	* Puget Sound	W	85-75	500	(28) Jordan Green	(8) Aaron Milner
12/10	at Western Baptist	W	89-76	554	(22) James Macy	(12) Andrew Coleman
12/11	at Warner Pacific	L	59-67	200	(16) Dan Weber	(11) Andrew Coleman
12/29	Concordia-Portland	L	71-74	100	(24) Jordan Green	(8) Jordan Green (6) Andrew Coleman
1/4	Warner Pacific	W	78-74	150	(19) Jordan Green	(8) Andrew Coleman
1/7	* at Linfield	L	106-116	1,500	(30) Travis Melvin	(5) Andrew Coleman
1/8	* at Willamette	L	64-79	550	(16) Joe Gonzales	(7) Travis Melvin (7) Andrew Coleman
1/14	* Pacific Lutheran	L	72-74	750	(20) Ryan Cruz	(7) Nathan Green (7) Andrew Coleman
1/18	* Lewis & Clark	L	72-91	400	(19) Jordan Green	(7) Andrew Coleman
1/21	* Whitman	W	92-84	1,000	(31) Jordan Green	(12) Andrew Coleman
1/22	* Whitworth	W	84-64	750	(17) Travis Melvin	(14) Andrew Coleman
1/25	at Northwest Christian	L	76-93	225	(31) Jordan Green	(10) Jordan Green
1/28	* at Puget Sound	L	77-88	200	(14) Jordan Green	(11) Andrew Coleman
1/29	* Pacific	L	58-77	500	(12) Ryan Cruz	(6) Travis Melvin
2/5	* at Pacific Lutheran	L	78-91	550	(22) Jordan Green	(11) Nathan Green
2/8	* at Lewis & Clark	L	78-102	380	(23) James Macy	(7) James Macy
2/11	* Willamette	L	71-83	500	(21) Jordan Green	(6) Ryan Cruz
2/12	* Linfield	W	102-86	2,100	(27) Jordan Green	(10) Andrew Coleman
2/18	* at Whitworth	L	71-80	951	(20) Jordan Green	(7) Andrew Coleman
2/19	* at Whitman	L	73-74	200	(26) Travis Melvin	(8) James Macy

* Northwest Conference game Home games in bold

Record

	Overall	Home	Away
All Games	.8-16	.7-6	1-10
Conference	.4-12	.4-4	0-8
Non-Conference	.4-4	.3-2	1-2

Attendance

	G	Total	Average
Home	.13	.8,750	.673
Away	.11	.5,560	.505
Total	.24	14,310	.596

1999-2000 Statistics

	G	S	Min	Avg.	Total FG			3-Point FG			FT	A	Pct.	Rebounds				PF	FO	Ast	Avg.	TO	Avg.	Blk	Avg.	St	Avg.	Pts	Avg.
					FG	A	Pct.	FG	A	Pct.				Off	Def	Tot	Avg.												
14 Green, Jordan	24	24	848	35.3	135	223	.407	82	215	.381	94	112	.839	18	90	108	4.50	65	3	115	4.79	76	3.17	4	0.17	87	3.63	446	18.6
33 Weber, Dan	7	7	223	31.9	42	84	.500	6	17	.353	11	14	.786	9	38	47	6.71	23	1	12	1.71	18	2.57	7	1.00	10	1.43	101	14.4
12 Melvin, Travis	22	15	556	25.3	104	237	.439	45	120	.375	20	32	.625	5	51	56	2.55	52	2	38	1.73	49	2.23	3	0.14	32	1.45	273	12.4
20 Macy James	24	24	730	30.4	87	228	.382	24	74	.324	56	82	.683	20	54	74	3.08	59	2	93	3.88	56	2.33	0	0.00	7	0.29	254	10.6
21 Cruz, Ryan	21	9	521	24.8	69	170	.406	56	140	.400	14	23	.609	13	32	45	2.14	27	0	18	0.86	15	0.71	0	0.00	14	0.58	208	9.9
42 Green, Nathan	24	5	481	20.0	61	103	.592	0	2	.000	28	42	.667	42	59	101	4.21	68	1	32	1.33	43	1.79	3	0.13	15	0.63	150	6.3
41 Milner, Aaron	23	15	356	15.5	44	102	.431	12	48	.250	11	20	.550	26	47	73	3.17	45	1	6	0.26	27	1.17	4	0.17	12	0.52	111	4.8
44 Coleman, Andrew	23	20	549	23.9	40	83	.482	13	33	.394	6	10	.600	42	116	158	6.87	57	3	38	1.65	32	1.39	34	1.48	8	0.35	99	4.3
22 Linder, Sean	21	0	196	9.3	25	43	.581	4	10	.400	19	28	.679	8	20	28	1.33	26	0	9	0.43	21	1.00	1	0.05	4	0.19	73	3.5
34 Hollin, Zach	13	0	67	5.2	17	32	.531	8	17	.471	2	3	.667	6	13	19	1.46	10	0	3	0.23	4	0.31	2	0.15	3	0.23	44	3.4
24 Gonzales, Joe	20	1	181	9.1	21	61	.344	15	43	.349	2	5	.400	7	13	20	1.00	12	1	8	0.40	12	0.60	0	0.00	5	0.25	59	3.0
32 Macy, Kenny	15	0	43	2.9	3	16	.188	3	12	.250	5	6	.833	5	5	10	0.67	12	0	3	0.20	4	0.08	1	0.07	2	0.13	14	0.9
40 McGarry, Ben	14	0	23	1.6	1	8	.125	0	4	.000	6	7	.857	3	4	7	0.50	4	0	3	0.21	2	0.14	0	0.00	2	0.14	8	0.6
30 Nichols, Joe	16	0	51	3.2	2	16	.125	0	8	.000	0	0	.000	3	1	4	0.25	8	0	0	0.00	2	0.13	0	0.00	2	0.13	4	0.3
Team														42	43	85	3.54					1	0.04						
George Fox	24		4825		651	1515	.430	268	743	.361	274	384	.714	249	586	835	34.79	468	14	378	15.75	362	15.08	59	2.46	203	8.46	1844	76.8
Opponents	24		4825		695	1496	.465	197	521	.378	360	500	.720	288	680	968	40.33	406		415	17.29	359	14.96	57	2.38	149	6.21	1947	81.1

Score by Halves (and OTs)	1st	2nd	OT	Total
Opponents	.926	.1017	.4	.1947
George Fox University	.860	.970	.14	.1844

Deadball Rebounds	Off	Def	Total
Opponents	.60	.5	.65
George Fox University	.40	.7	.47

Accolades

HONOR ROLL

Gordy Loewen	
NAIA Dist. 2 All-Star	1968-69; '69-70; '70-71
David Morgan	
NAIA Dist. 2 Honorable Mention	1970-71
Sammy Ibarra	
NAIA Dist. 2 Second Team	1972-73
NAIA All-American Honorable Mention	1973-74
Craig Taylor	
NAIA Dist. 2 Honorable Mention	1972-73
Rob Wunder	
NAIA Dist. 2 Honorable Mention	1972-73
NAIA Dist. 2 First Team	1973-74
All-Northwest First Team	1973-74
UPI West Coast Honorable Mention	1973-74
Ray Willis	
NAIA Dist. 2 Honorable Mention	1973-74; '74-75
Bob Wright	
NAIA Dist. 2 Honorable Mention	1973-74
Tim Hardie	
NAIA Dist. 2 All-Star	1976-77
Paul Cozens	
NAIA Dist. 2 First Team	1974-75; '75-76; '76-77; '77-78
All-Northwest First Team	1975-76; '77-78
All-Northwest Second Team	1976-77
NAIA All-American Third Team	1976-77
NAIA All-American Second Team	1977-78
First GFU player to have jersey retired	1977-78
UPI West Coast Honorable Mention	1977-78
NBA Ninth-Round Draft Choice (Portland)	1978
Gary Chenault	
NAIA Dist. 2 Second Team	1978-79
All-Northwest Honorable Mention	1978-79
Jeff Loe	
NAIA Dist. 2 Honorable Mention	1979-80
Hille van der Kooy	
NAIA Dist. 2 First Team	1979-80; '80-81
Mike Royer	
NAIA Dist. 2 Honorable Mention	1981-82
Randy Dunn	
NAIA Dist. 2 First Team	1981-82; '82-83; '83-84
All-Northwest First Team	1983-84
All-Northwest Second Team	1981-82; '82-83
NAIA Honorable Mention All-American	1982-83; '83-84
NCCAA Region 7 Most Valuable	1982-83; '83-84
NCCAA All-American	1983-84
NAIA Dist. 2 Basketball Player of the Year	1983-84
NAIA Dist. 2 Athlete of the Year	1983-84
Second GFU player to have jersey retired	1983-84
NBA Tenth-Round Draft Choice (Portland)	1984
NAIA Dist. 2 Hall of Fame	1994
Larry Jury	
NAIA Dist. 2 First Team	1984-85
NCCAA Region 8 First Team	1984-85

Curtis Kimbrough

NAIA Dist. 2 Honorable Mention 1984-85; '85-86; '86-87

Toby Long

NAIA Dist. 2 Honorable Mention 1985-86; '86-87
All-Northwest Honorable Mention 1985-86; '86-87
NAIA Academic All-American 1986-87

Kenny Stone

NAIA All-American Third Team 1985-86; '86-87
NAIA Dist. 2 Basketball Player of the Year 1985-86; '86-87
NAIA National Player of the Week 1/19/87
NAIA Dist. 2 First Team 1984-85
All-Northwest Top Player 1985-86
All-Northwest First Team 1986-87
All-Northwest Second Team 1984-85
NCCAA All-American 1984-85; '85-86; '86-87
NCCAA Region 8 Player of the Year 1984-85; '85-86; '86-87
NBA Seventh Round Draft Choice (Portland) 1986-87
Third GFU player to have jersey retired

Dan Newman

NAIA Dist. 2 First Team 1981-82; '86-87; '87-88
All-Northwest Third Team 1986-87; '87-88
NCCAA Region 8 First Team 1986-87; '87-88

Eric Swanson

NAIA Dist. 2 First Team 1987-88
NCCAA Region 8 First Team 1987-88
All-Northwest Honorable Mention 1987-88

Pat Casey

NAIA Dist. 2 First Team 1988-89

Brian Martin

NAIA Dist. 2 Scholar-Athlete 1991-92

Jeff Hoffman

NAIA Honorable Mention All-American 1990-91
NAIA Dist. 2 First Team 1990-91; '91-92
All-Northwest First Team 1990-91; '91-92
NAIA Division II Honorable Mention All-American 1991-92

Dave Wilson

NAIA Dist. 2 Most Valuable Player 1989-90; '91-92
NAIA Dist. 2 First Team 1989-90; '90-91; '91-92
NAIA Honorable Mention All-American 1989-90; '90-91
NAIA Division II First Team All-American 1991-92
NAIA Division II National All-Tournament Team 1991-92
NAIA Division II National Player of the Week 1/13/92
All-Northwest First Team 1989-90; '90-91; '91-92
All-Northwest Most Valuable Player 1989-90; '91-92
Fourth GFU player to have jersey retired

Jamie Boutin

NAIA Dist. 2 Honorable Mention 1992-93
Cascade Conference First Team 1992-93; '93-94
NAIA Division II Honorable Mention All-American 1993-94

Rick Gardea

Cascade Conference Honorable Mention 1992-93; '94-95

Nick Haij

Cascade Conference Honorable Mention 1993-94
Cascade Conference First Team 1994-95
Northwest Conference Honorable Mention 1995-96

Justin Paola

Cascade Conference Honorable Mention 1993-94

Travis Orick

Cascade Conference Honorable Mention 1994-95

Jared Gallop

Cascade Conference Freshman of the Year 1994-95
Northwest Conference Second Team 1995-96
Northwest Conference MVP 1997-98
Northwest Conference First Team 1997-98
NAIA Division II First Team All-American 1997-98

Mike Faber

Northwest Conference Second Team 1996-97
Northwest Conference Honorable Mention 1997-98
Northwest Conference Honorable Mention 1998-99

Kyle Valentine

Northwest Conference Honorable Mention 1996-97
Northwest Conference First Team 1997-98
NAIA Div. II Honorable Mention All-American 1997-98

Jordan Green

Northwest Conference First Team 1998-99
NAIA Pacific Northwest Region First Team 1998-99
NAIA Division II Honorable Mention All-American 1998-99
Northwest Conference First Team 1999-2000

MVPs

1968-69	Gordy Loewen
1969-70	Gordy Loewen
1970-71	Gordy Loewen
1971-72	Gary Berg
1972-73	Rob Wunder
1973-74	Rob Wunder
1974-75	Ray Willis
1975-76	Paul Cozens
1976-77	Paul Cozens
1977-78	Paul Cozens
1978-79	Gary Chenault
1979-80	Hille van der Kooy
	Jeff Loe
1980-81	Hille van der Kooy
1981-82	Randy Dunn
1982-83	Randy Dunn
1983-84	Randy Dunn
1984-85	Kenny Stone
1985-86	Kenny Stone
1986-87	Kenny Stone
1987-88	Eric Swanson
	Dan Newman
1988-89	Pat Casey
	Jeff Richards
1989-90	Dave Wilson
1990-91	Jeff Hoffman
1991-92	Dave Wilson
1992-93	Jamie Boutin
	Mike Rasmussen
1993-94	Jamie Boutin
1994-95	Nique Stewart
1995-96	Travis Orick
1996-97	Kyle Valentine
1997-98	Kyle Valentine
	Jared Gallop
1998-99	Jordan Green
1999-2000	Jordan Green

Statistics and Records


Year-By-Year Scoring

Year	Name	Total	Games	Average
1965-66	Gary Blackmar	303	28	10.82
1966-67	Gary Blackmar	410	26	15.77
1967-68	Gary Blackmar	321	23	13.95
1968-69	Gordy Loewen	437	26	16.81
1969-70	Gordy Loewen	368	22	16.72
1970-71	Sammy Ibarra	408	28	14.57
1971-72	Gary Berg	378	25	15.12
1972-73	Sammy Ibarra	442	31	14.26
1973-74	Rob Wunder	567	30	18.90
1974-75	Paul Cozens	441	28	15.57
1975-76	Paul Cozens	530	27	19.62
1976-77	Tim Hardie	562	28	20.07
1977-78	Paul Cozens	692	29	23.86
1978-79	Gary Chenault	491	29	16.90
1979-80	Hille van der Kooy	598	29	20.60
1980-81	Hille van der Kooy	572	28	20.43
1981-82	Randy Dunn	581	33	17.61
1982-83	Randy Dunn	614	29	21.17
1983-84	Randy Dunn	541	25	21.64
1984-85	Kenny Stone	586	34	17.24
1985-86	Kenny Stone	592	30	19.73
1986-87	Kenny Stone	576	33	17.45
1987-88	Dan Newman	591	28	21.12
1988-89	Pat Casey	520	29	17.93
1989-90	Dave Wilson	656	34	19.30
1990-91	Jeff Hoffman	690	29	23.79
1991-92	Dave Wilson	799	35	22.83
1992-93	Jamie Boutin	460	27	17.04
1993-94	Justin Paola	543	33	16.45
1994-95	Nick Haij	543	31	17.52
1995-96	Jared Gallop	431	24	17.96
1996-97	Mike Faber	382	24	15.92
1997-98	Jared Gallop	578	25	23.12
1998-99	Jordan Green	468	24	19.50
1999-00	Jordan Green	446	24	18.60

Year-By-Year Rebounding

Year	Name	Total	Games	Average
1965-66	Dave Alteneder	297	28	10.61
1966-67	Gary Blackmar	295	25	11.80
1967-68	Dave Alteneder	282	26	10.84
1968-69	Tom Ackerman	242	19	12.73
1969-70	Gordy Loewen	231	22	10.50
1970-71	Gordy Loewen	275	28	9.82
1971-72	Gordy Loewen	240	25	9.60
1972-73	Rob Wunder	265	31	8.55
1973-74	Ray Willis	289	30	9.63
1974-75	Ray Willis	277	30	9.23
1975-76	Paul Cozens	280	27	10.37
1976-77	Paul Cozens	305	29	10.51
1977-78	Paul Cozens	370	29	12.75
1978-79	Mike Peregrin	184	29	6.34
1979-80	Hille van der Kooy	333	29	11.50
1980-81	Hille van der Kooy	327	28	11.69
1981-82	Randy Dunn	422	33	12.79
1982-83	Randy Dunn	343	29	11.83
1983-84	Randy Dunn	226	25	9.04
1984-85	Kenny Stone	285	34	8.38
1985-86	Kenny Stone	318	30	10.60
1986-87	Kenny Stone	309	33	9.36
1987-88	Eric Swanson	397	33	12.03
1988-89	Rich Schlachter	208	30	6.93
1989-90	Dave Wilson	294	34	8.60
1990-91	Jeff Hoffman	374	29	12.90

1991-92	Jeff Hoffman	374	35	10.69
1992-93	Mike Rasmussen	219	27	8.11
1993-94	Justin Paola	290	33	8.78
1994-95	Nique Stewart	280	31	9.03
1995-96	Jared Gallop	161	24	6.71
1996-97	Mike Faber	171	24	7.13
1997-98	Jared Gallop	186	25	7.44
1998-99	Andrew Coleman	180	25	7.20
1999-00	Andrew Coleman	158	23	6.90



Kenny Stone (right), 1983-87

Year-By-Year Assists

Year	Name	Total	Games	Average
1965-70	No record			
1970-71	Ed Fields	120	27	4.44
1971-72	Ed Fields	71	25	2.84
1972-73	Ed Fields	103	31	3.32
1973-74	Ray Willis	122	30	4.06
1974-75	Ray Willis	128	30	4.26
1975-76	Tom Hewitt	138	27	5.11
1976-77	Tom Hewitt	177	29	6.10
1977-78	Dave Adrian	114	29	3.93
1978-79	Tim Adrian	96	29	3.31
1979-80	Phil Barnhart	172	30	5.92
1980-81	Mike Royer	136	28	4.86
1981-82	Mike Royer	178	33	5.39
1982-83	Al Vasey	135	31	4.35
1983-84	Al Vasey	167	28	5.96
1984-85	Les Harrison	154	34	4.53
1985-86	Curtis Kimbrough	163	31	5.26
1986-87	Curtis Kimbrough	156	33	4.73
	Brent Peterson	156	33	4.73
1987-88	Dan Newman	149	28	5.32
1988-89	Jeff Richards	160	30	5.33
1989-90	Brian Martin	247	34	8.10
1990-91	Brian Martin	340	30	11.30
1991-92	Curt Scheidel	231	35	6.60
1992-93	Grant Hartenstein	161	29	5.55
1993-94	Grant Hartenstein	189	33	5.73
1994-95	Rick Gardea	136	31	4.39
1995-96	Kyle Valentine	74	24	3.10

1996-97	Kyle Valentine	124	24	5.17
1997-98	Jared Gallop	137	22	6.23
1998-99	Jordan Green	98	24	4.08
1999-00	Jordan Green	115	24	4.79

Career Scoring

Name	Years	Games	Total	Average
Dave Wilson	1987-88;			
	1989-92	131	2296	17.52
Paul Cozens	1974-78	113	2187	19.35
Kenny Stone	1983-87	126	2050	16.27
Randy Dunn	1981-84	88	1744	19.82
Bill Hopper	1954-58	102	1731	16.97
Nick Haij	1992-96	113	1714	15.17
Mike Royer	1978-82	114	1367	12.00
Grant Hartenstein	1992-96	116	1346	11.60
Jared Gallop	1994-96;			
	1997-98	80	1323	16.54
Dave Adrian	1975-78;			
	1979-80	103	1307	12.69
Gordy Loewen	1968-72	100	1300	13.00
Jeff Hoffman	1990-92	64	1264	19.75
Mike Faber	1995-99	98	1222	12.47
Gary Blackmar	1964-68	96	1215	12.66
Gary Chenault	1976-79	86	1187	13.80
Hille Van Der Kooy	1979-81	57	1170	20.53
Ron Willcuts	1958-61	78	1145	14.78
Eric Swanson	1986-88	66	1132	17.15
Sammy Ibarra	1970-73	84	1112	13.24
Phil Barnhart	1977-81	113	1112	9.84
Dan Newman	1986-88	58	1092	18.83
Howard Crow	1957-61	85	1090	12.82
Dave Alteneder	1965-69	104	1049	10.09
Larry Jury	1983-85	63	1027	16.30
Jordan Green	1997-00	69	1026	14.87
Rolly Hartley	1953-56	70	1026	14.66
Curtis Kimbrough	1983-87	116	1023	8.82
Kurt Ronnow	1988-92	119	1013	8.51
Mike Rasmussen	1989-93	115	1004	8.73

Career Rebounding

Name	Years	Games	Total	Average
Paul Cozens	1974-78	113	1147	10.15
Kenny Stone	1983-87	126	1116	8.86
Dave Wilson	1987-88;			
	1989-92	131	1111	8.48
Dave Alteneder	1965-69	104	1013	9.74
Randy Dunn	1981-84	88	994	11.30
Gordy Loewen	1968-72	100	968	9.68
C. Kimbrough	1983-87	116	797	6.87
Ray Willis	1972-75	91	771	8.47
Jeff Hoffman	1990-92	64	748	11.69
Gary Blackmar	1965-68	76	740	9.74

Career Assists

Name	Years	Games	Total	Average
Brian Martin	1989-91	64	614	9.59
Al Vasey	1982-86	118	520	4.41
G. Hartenstein	1992-96	116	511	4.41
Mike Royer	1978-82	114	509	4.46
C. Kimbrough	1983-87	116	501	4.32
Brent Peterson	1985-89	116	462	3.98
Phil Barnhart	1977-81	113	428	3.79
Tom Hewitt	1973-77	111	404	3.64
Dave Adrian	1975-78;			
	1979-80	103	376	3.65
Kyle Valentine	1995-98	70	335	4.80

Statistics and Records

Career FG Accuracy

(Minimum two years)

Name	Years	SM/SA	Pct.
Dave Wilson	1987-88;		
	1989-92	881/1418	.621
Eric Swanson	1986-88	431/736	.586
Kenny Stone	1983-87	794/1388	.572
Toby Long	1985-87	346/607	.570
liley Thompson	1982-84	188/336	.560
Paul Cozens	1974-78	895/1620	.552
Randy Dunn	1981-84	697/1265	.551
Mike Redmond	1985-87	250/455	.549
D. Mauermann	1981-83	245/447	.548
Eric Smith	1980-82	122/224	.545

Career FT Accuracy

(Minimum two years)

Name	Years	SM/SA	Pct.
Gary Chenault	1976-79	195/224	.870
Dave Morgan	1970-72	84/98	.857
Paul Cozens	1974-78	397/470	.845
Al Vasey	1982-86	126/151	.834
E. Lautenbach	1984-88	146/177	.825
Jim McNelly	1965-67	82/100	.820
Nick Haij	1992-96	203/251	.809
Randy Dunn	1981-84	350/441	.794
Jared Gallop	1994-96;		
	1997-98	257/324	.793
Jordan Green	1997-00	232-291	.797
Larry Jury	1983-84	231/299	.773

Career Steals

Name	Years	Games	Total	Average
C. Kimbrough	1983-87	116	341	2.94
Kenny Stone	1983-87	126	252	2.00
Brent Peterson	1985-89	116	214	1.84
Les Harrison	1984-86	61	178	2.92
Jordan Green	1997-00	69	170	2.46
Kyle Valentine	1995-98	70	163	2.33
Gary Chenault	1976-79	86	161	1.87

Career Blocks

Name	Years	Games	Total	Average
Dave Wilson	1987-88;			
	1989-92	131	598	4.56
Kenny Stone	1983-87	126	430	3.41
Mike Faber	1996-98	73	166	2.27
H. van der Kooy	1979-81	57	121	2.12
C. Kimbrough	1983-87	116	74	0.63
Rich Schlachter	1986-90	103	74	0.72

Season Scoring

Name	Year	Total
Dave Wilson	1991-92	799
Paul Cozens	1977-78	692
Jeff Hoffman	1990-91	690
Dave Wilson	1989-90	656
Eric Swanson	1987-88	654
Randy Dunn	1982-83	614
Hille van der Kooy	1979-80	598
Kenny Stone	1985-86	592
Dan Newman	1987-88	591
Randy Dunn	1981-82	581

Season Rebounding

Name	Year	Total
Randy Dunn	1981-82	422
Eric Swanson	1987-88	397
Jeff Hoffman	1990-91	374
Jeff Hoffman	1991-92	374
Paul Cozens	1977-78	370
Randy Dunn	1982-83	343
Dave Wilson	1991-92	334
Hille van der Kooy	1979-80	333
Hille van der Kooy	1980-81	327
Kenny Stone	1985-86	318

Season Assists

Name	Year	Total
Brian Martin	1990-91	340
Brian Martin	1989-90	274
Curt Scheidel	1991-92	231
Grant Hartenstein	1993-94	189
Mike Royer	1981-82	178
Tom Hewitt	1976-77	177
Phil Barnhart	1979-80	172
Al Vasey	1983-84	172
Jeff Bieker	1981-82	168
Curtis Kimbrough	1985-86	163

Season Scoring Avg.

Name	Year	Avg.
Paul Cozens	1977-78	23.9
Jeff Hoffman	1990-91	23.8
Dave Wilson	1991-92	22.8
Jared Gallop	1997-98	23.1
Randy Dunn	1982-83	21.2
Randy Dunn	1983-84	21.1
Dan Newman	1987-88	21.1
Hille van der Kooy	1979-80	20.6
Hille van der Kooy	1980-81	20.4
Tim Hardie	1976-77	20.1
Eric Swanson	1987-88	19.8

Season Rebounding Avg.

Name	Year	Avg.
Jeff Hoffman	1990-91	12.90
Randy Dunn	1981-82	12.79
Paul Cozens	1977-78	12.75
Tom Ackerman	1968-69	12.73
Eric Swanson	1987-88	12.03
Randy Dunn	1982-83	11.83
Gary Blackmar	1966-67	11.80
Hille van der Kooy	1980-81	11.70
Hille van der Kooy	1979-80	11.50
Dave Alteneder	1967-68	10.80

Season Steals

Name	Years	Games	Total	Average
Curtis Kimbrough	1986-87	33	110	3.33
Curtis Kimbrough	1985-86	31	108	3.48
Curtis Kimbrough	1984-85	34	104	3.06
Les Harrison	1984-85	34	90	2.65
Les Harrison	1985-86	27	88	3.26
Jordan Green	1999-00	24	87	3.63
Kyle Valentine	1997-98	22	78	3.55
Jordan Green	1998-99	24	64	2.67

Season Blocks

Name	Years	Games	Total	Average
Dave Wilson	1987-88	33	170	5.15
Dave Wilson	1989-90	34	166	4.88
Dave Wilson	1990-91	29	125	4.31
Dave Wilson	1991-92	35	137	3.91
Kenny Stone	1984-85	34	123	3.62
Kenny Stone	1986-87	33	122	3.70
Kenny Stone	1985-86	30	112	3.73
Kenny Stone	1983-84	29	73	2.52
Mike Faber	1997-98	25	70	2.80
Mike Faber	1996-97	24	54	2.25

Game Scoring

Name	Date (Opponent)	Total
Jeff Hoffman	2/14/91 (Columbia Christian)	50
H. van der Kooy	12/5/80 (Eastern Oregon)	42
Jared Gallop	12/1/95 (Concordia)	39
Paul Cozens	1/21/78 (Warner Pacific)	38
H. van der Kooy	2/21/81 (Warner Pacific)	38
Paul Cozens	2/19/75 (Southern Oregon)	37
Jamie Boutin	11/21/92 (Southern Oregon)	37
Nick Haij	11/18/94 (Concordia)	37
Jared Gallop	2/10/96 (Lewis & Clark)	36
Jared Gallop	2/17/98 (Lewis & Clark)	36
Tom Hewitt	1/25/77 (Alaska-Anchorage)	36
Eric Swanson	2/27/88 (Eastern Oregon)	36
Paul Cozens	12/30/75 (Linfield)	35
Jeff Hoffman	12/8/90 (Puget Sound)	35
Jeff Hoffman	12/29/90 (Eastern Oregon)	35
Dave Wilson	1/23/92 (Concordia)	35
Jared Gallop	12/1/97 (Western Baptist)	35
Jordan Green	1/22/99 (Lewis & Clark)	35

Game Rebounding

Name	Date (Opponent)	Total
Justin Paola	1/6/94 (Northwest Christian)	26
Gordy Loewen	2/11/71 (Warner Pacific)	25
Jeff Hoffman	11/24/90 (St. Martin's)	24
H. van der Kooy	12/5/80 (Eastern Oregon)	23
Randy Dunn	2/18/84 (NW Nazarene)	23
Eric Swanson	2/5/88 (NW Nazarene)	23
Jeff Hoffman	2/28/92 (Willamette)	22
Gordy Loewen	2/22/69 (Southern Oregon)	22
Kenny Stone	1/24/87 (Eastern Oregon)	21
Dave Wilson	1/19/91 (Warner Pacific)	20
Four other players a total of 8 times		20

Game Assists

Name	Date (Opponent)	Total
Brian Martin	1/19/91 (Warner Pacific)	20
Brian Martin	2/14/91 (Columbia Christian)	18
Brian Martin	2/20/90 (Concordia)	17
Brian Martin	1/12/91 (Northwest Nazarene)	16
Brian Martin	2/16/91 (Western Baptist)	16
Brian Martin	1/5/91 (Western Baptist)	15
Brian Martin	2/2/91 (Warner Pacific)	15
G. Hartenstein	1/16/93 (Northwest Christian)	15
Mike Royer	1/18/82 (Eastern Oregon)	14
Les Harrison	3/1/86 (Warner Pacific)	14
Brian Martin	3/2/91 (Linfield)	14

Game Steals

Name	Date (Opponent)	Total
C. Kimbrough	12/19/84 (U.C.-San Diego)	11
Jeff Richards	1/2/88 (Dominican)	11
Kyle Valentine	2/13/98 (Puget Sound)	11
Toby Long	1/23/87 (Northwest)	9
Kyle Valentine	2/6/98 (Seattle)	9
C. Kimbrough	12/14/85 (Concordia)	8
Les Harrison	1/11/86 (Columbia Christian)	8
Todd Erickson	2/19/91 (Concordia)	8
Aaron Downs	11/15/94 (St. Martin's)	7
Aaron Downs	2/7/95 (Concordia)	7
Kyle Valentine	2/11/97 (Pacific)	7
Jordan Green	12/11/98 (at Pacific)	7
Jordan Green	12/4/99 (Puget Sound)	7

Game Blocks

Name	Date (Opponent)	Total
Dave Wilson	11/19/91 (Northwest Christian)	13
Dave Wilson	2/9/88 (Concordia)	12
Dave Wilson	11/17/89 (Pacific)	12
Dave Wilson	3/10/88 (Concordia)	11
Dave Wilson	1/2/88 (Dominican)	11
Dave Wilson	12/2/87 (Willamette)	10
Dave Wilson	11/25/89 (Seattle Pacific)	10
Dave Wilson	11/10/92 (William Jewell)	10

Game Triple-Doubles

Name	Pts.	Rbs.	Asts.	Bls.
Dave Adrian	10	10	10	
College of Idaho (2/11/78)				
Kenny Stone	21	11	10	
NW Nazarene (1/17/87)				
Curtis Kimbrough	12	10	10	
Northwest College (1/23/87)				
Dave Wilson	14	11		11
Dominican (1/2/88)				
Dave Wilson	20	10		12
Concordia (2/9/88)				
Dave Wilson	18	11		11
Concordia (3/10/88)				
Jeff Richards	15	10	12	
NW Christian (1/14/89)				
Brian Martin	17	10	12	
Willamette (3/2/91)				
Dave Wilson	21	12		13
NW Christian (11/19/91)				

Most 30+ Point Games

Career

Paul Cozens (1974-78)	11
Jared Gallop (1994-98)	11
Randy Dunn (1981-84)	7
Jeff Hoffman (1990-92)	7
4 tied with	6

Season

Paul Cozens (1977-78)	7
Jared Gallop (1997-98)	7
Jeff Hoffman (1990-91)	6
Nick Hajj (1993-94)	5

Individual Single-Game Records

Most Points

50	Jeff Hoffman
	vs. Columbia Christian 2/14/91

Most Field Goals

19	Jeff Hoffman
	vs. Columbia Christian 2/14/91

Most Field Goals Att.

31	Larry Craven
	vs. Southern Oregon 1/26/69

Best Field-Goal Pct.

1.000	J. R. Smith
	(10-10) vs. Columbia Christian 1/29/82

Best Field-Goal Pct. (with miss)

.933	Paul Cozens
	(14-15) vs. Pacific 12/17/76

Most 3-Point Goals

9	Nick Hajj
	(9-17) vs. Concordia 11/18/94

Most 3-Point Attempts

18	Jordan Green
	(8-18) vs. Northwest Christian 1/25/00

Best 3-Point Percentage

1.000	Jeff Hoffman
	(6-6) vs. Columbia Christian 2/14/91

Most Free Throws Made

16	Kenny Stone
	(16-19) vs. College of Idaho 1/28/87

Most Free Throws Att.

19	Kenny Stone
	(16-19) vs. College of Idaho 1/28/87

19	Grant Hartenstein
	(12-19) vs. Southern Oregon 11/21/95

Best Free-Throw Pct.

1.000	Justin Paola
	(13-13) vs. Western Oregon 2/12/94

Best Free-Throw Pct. (with miss)

.933	Tom Hewitt
	(14-15) vs. Pacific 12/18/75
.933	Hille van der Kooy
	(14-15) vs. Eastern Oregon 12/5/80
.933	Randy Dunn
	(14-15) vs. Linfield 1/6/84

Most Rebounds

26	Justin Paola
	vs. Northwest Christian 1/6/94

Most Off. Reb.

16	Gordy Loewen
	vs. Warner Pacific 2/11/71

Most Def. Reb.

20	Eric Swanson
	vs. Northwest Nazarene College 2/8/88

Most Assists


20	Brian Martin
	vs. Warner Pacific 1/19/91

Most Turnovers

11	Gary Chenault
	vs. Portland State 1/13/78

Most Steals

11	Curtis Kimbrough
	vs. U.C. - San Diego 12/19/84
11	Jeff Richards
	vs. Dominican 1/2/88
11	Kyle Valentine 2/13/98
	vs. Puget Sound



Dave Wilson, 1987-88, 1989-92

Most Blocked Shots

13	Dave Wilson
	vs. Northwest Christian 11/19/91

Individual Season Records

Most Points

799	Dave Wilson 1991-92
-----	---------------------

Best Average

23.9	Paul Cozens 1977-78
------	---------------------

Most Field Goals Made

299	Dave Wilson 1991-92
-----	---------------------

Most Field Goals Att.

500	Rob Wunder 1973-74
-----	--------------------

Best Field-Goal Pct.

.642 (122-190)	Dave Wilson 1987-88
----------------	---------------------

Most Consecutive Field Goals

16	J.R. Smith 1981-82
----	--------------------

Most 3-Points Made

110	Nick Hajj 1993-94
-----	-------------------

Most 3-Point Attempts

292	Nick Hajj 1994-95
-----	-------------------

Best 3-Point Pct.

.500 (48-96)	Dan Newman 1987-88
--------------	--------------------

Most Free Throws Made

201	Dave Wilson 1991-92
-----	---------------------

Most Free Throws Att.

249	Dave Wilson 1991-92
-----	---------------------

Best Free-Throw Pct.

.932 (69-74)	Dan Newman 1986-87
--------------	--------------------

Most Consecutive Free Throws

56	Gary Chenault 1978-79
----	-----------------------

Most Rebounds

422	Randy Dunn 1981-82
-----	--------------------

Most Offensive Rebounds

138	Randy Dunn 1981-82
-----	--------------------

Statistics and Records

Most Defensive Rebounds

287 Eric Swanson 1987-88

Best Rebound Average

12.90 Jeff Hoffman 1990-91

Most Assists

340 Brian Martin 1990-91

Best Assist Average

11.33 Brian Martin 1990-91

Most Blocked Shots

170 Dave Wilson 1987-88

Best Block Average

5.15 Dave Wilson 1987-88

Most Turnovers

132 Mike Royer 1981-82

Most Steals

110 Curtis Kimbrough 1986-87

Best Steal Average

3.63 Jordan Green 1999-00

Most Fouls

116 Dave Mauermann 1982-83

Highest Foul Average

3.74 Dave Mauermann 1982-83

Most Games Played

35 7 players tied 1991-92

Individual Career Records

Most Points

2,296 Dave Wilson 1987-88; '89-92

Best Average

20.53 Hille van der Kooy 1979-81

Most Field Goals Made

895 Paul Cozens 1974-78

Most Field Goals Att.

1,620 Paul Cozens 1974-78

Best Field-Goal Pct.

.621 Dave Wilson 1987-92; '89-92

Most 3-Points Made

369 Nick Haij 1992-96

Most 3-Point Attempts

976 Nick Haij 1992-96

Best 3-Point Percentage

.479 (80/167) Dan Newman 1986-88

Most Free Throws

534 Dave Wilson 1987-92; '89-92

Most Free Throws Att.

691 Dave Wilson 1987-92; '89-92

Best Free-Throw Pct.

.870 Gary Chenault 1976-79

Most Rebounds

1,147 Paul Cozens 1974-78

Most Offensive Rebounds

335 Randy Dunn 1981-84

Most Defensive Rebounds

821 Paul Cozens 1974-78

Team Single-Game Records

Most Points

143 (143-56) vs. Northwest 1/23/87

Fewest Points

33 (33-30) vs. Eastern Oregon 2/6/81

Fewest Points Against

30 (33-30) vs. Eastern Oregon 2/6/81

Most Points Against

127 (127-115) vs. Western Baptist 12/16/95

Biggest Winning Margin

87 (143-56) vs. Northwest 1/23/87

Biggest Losing Margin

83 vs. Pacific 12/10/67

Most Field Goals

57 vs. Northwest 1/23/87

Most Field Goals Att.

114 vs. Columbia Christian 1/8/74

Best Field-Goal Pct.

.714 (40-56) vs. Columbia Christian 1/29/82

Worst Field-Goal Pct.

.202 (21-104) vs. Pacific 12/10/67

Most 3-Point Goals

21 vs. Cascade 11/21/98

Most 3-Point Attempts

51 vs. Cascade 11/21/98

Best 3-Point Percentage

.778 (7/9) vs. St. Martin's 1/6/87

vs. Northwest Christian 1/20/89

Most Free Throws Made

39 (39-47) vs. Lewis & Clark 1/8/71

Most Free Throws Att.

50 (30-50) vs. Northwest Nazarene 2/14/70

(38-50) vs. Western Oregon 2/15/86

Best Free Throw Pct.

1.000 (11-11) vs. Western Baptist 12/17/94

Best Free Throw Pct. (with miss)

.929 (13-14) vs. Willamette 1/16/99

Most Rebounds

104 vs. Columbia Christian 1/8/74

Most Assists

41 vs. Northwest 1/23/87

Most Turnovers

48 vs. Whitman 12/19/72

Most Personal Fouls

39 vs. Northwest Nazarene 2/4/71

Most Steals

31 vs. Dominican 1/2/88

Most Blocked Shots

22 vs. Northwest Christian 11/19/91

Team Season Records

Most Wins 29 (29-5) '89-90

Best Winning Pct. .853 (29-5) '89-90

Most Losses 23 (3-23) '69-70

Fewest Losses 5 (29-5) '89-90

Fewest Wins 3 (3-23) '69-70

Lowest Winning Pct. .115 (3-23) '69-70

Most Points 3,207 '91-92

Fewest Points 1,551 '96-97

Most Points Against 2,833 '91-92

Fewest Points Against 1,802 '96-97

Highest Scoring Average 100.4 '90-91

Lowest Scoring Average 64.6 '96-97

Highest Scoring Avg. Against 89.0 '69-70

Lowest Scoring Avg. Against 66.6 '65-66

Highest Scoring Margin 20.4 '86-87

Most Field Goals Made 1,258 '86-87

Most Field Goals Att. 2,273 '91-92

Best Field-Goal Pct. .556 '86-87

Most 3-Point Goals 328 '93-94

Most 3-Pt Goals Per Game 12.3 '98-99

Most 3-Point Att. 893 '93-94

Best 3-Point Pct. .416 '87-88

Most Free Throws Made 708 '91-92

Most Free Throws Att. 956 '91-92

Best Free-Throw Pct. .775 '83-84

Most Rebounds 1651 '91-92

Best Rebound Average 50.9 '90-91

Best Rebound Margin 10.2 '91-92

Most Assists 834 '86-87

Best Assist Average 26.6 '90-91

Most Blocked Shots 268 '89-90

Best Blocked-Shots Average 7.9 '89-90

Most Turnovers 596 '85-86

Most Steals 483 '86-87

Best Steal Average 14.6 '86-87

Most Personal Fouls 704 '84-85

Longest Winning Streak 15 '86-87

(games 8 thru 22)

Longest Losing Streak 18 '69-70

(games 8 thru 25)

George Fox Coaching Records

Season	Coach	Win/Loss	%
1965-66	Terry Haskell	9-19	.321
1966-67	Terry Haskell	7-18	.240
1967-68	Terry Haskell	6-20	.231
1968-69	Dave Berg	4-22	.154
1969-70	Dave Berg	3-23	.115
1970-71	Lorin Miller	15-13	.533
1971-72	Lorin Miller	13-12	.520
1972-73	Lorin Miller	16-15	.516
1973-74	Lorin Miller	19-11	.633
1974-75	Lorin Miller	17-13	.567
1975-76	Lorin Miller	19-8	.704
1976-77	Sam Willard	20-9	.690
1977-78	Sam Willard	15-14	.517
1978-79	Sam Willard	9-20	.310
1979-80	Sam Willard	18-12	.600
1980-81	Sam Willard	15-13	.536
1981-82	Sam Willard	12-21	.364
1982-83	Mark Vernon	15-16	.484
1983-84	Mark Vernon	17-12	.586
1984-85	Mark Vernon	27-7	.794
1985-86	Mark Vernon	21-10	.677
1986-87	Mark Vernon	27-6	.818
1987-88	Mark Vernon	17-16	.515
1988-89	Mark Vernon	19-12	.613
1989-90	Mark Vernon	29-5	.853
1990-91	Mark Vernon	24-6	.800
1991-92	Mark Vernon	24-11	.686
1992-93	Mark Vernon	14-15	.483
1993-94	Mark Vernon	17-16	.515
1994-95	Mark Vernon	12-19	.387
1995-96	Mark Vernon	11-13	.458
1996-97	Mark Vernon	8-16	.333
1997-98	Mark Vernon	15-10	.600
1998-99	Mark Vernon	13-12	.520
1999-00	Mark Vernon	8-16	.333

Coach	Yrs.	Win/Loss	%
Terry Haskell	1965-68	22-57	.278
Dave Berg	1968-70	7-45	.129
Lorin Miller	1970-76	99-72	.579
Sam Willard	1976-82	89-89	.500
Mark Vernon	1982-00	318-218	.593

Year-By-Year Results

1965-66 - Coach Terry Haskell

9-19 (H: 3-7 A: 6-12)

at Lewis & Clark	L	59-100
at Eastern Oregon	L	88-103
at Oregon College of Ed	L	55-67
at Alaska Methodist	L	84-87
at Alaska Methodist	W	82-78
at Alaska-Fairbanks	L	55-73
at Alaska-Fairbanks	L	58-68
at Alaska-Fairbanks	L	60-87
Oregon Tech	L	65-69
Oregon Tech	L	69-90
at Warner Pacific	W	79-68
Warner Pacific	W	93-67
Oregon College of Ed.	L	76-84
at Southern Oregon	W (f)	66-89
at Southern Oregon	W (f)	62-75
at Oregon College of Ed.	L	87-101
Eastern Oregon	L	63-68
Eastern Oregon	L	51-60
at Oregon Tech	W	77-69
at Oregon Tech	W	57-50
Cascade	L	49-66
at Cascade	L	53-79
Oregon College of Ed.	L	62-66
Southern Oregon	W	72-67
Southern Oregon	W	56-55
at Oregon College of Ed.	L	63-79
at Eastern Oregon	L	59-97
at Eastern Oregon	L	75-79

1966-67 - Coach Terry Haskell

7-18 (H: 5-7 A: 2-11)

at Pacific	L	64-65
at Southern Oregon	L	63-68
Oregon College of Ed.	L	58-85
Alaska Methodist	W	91-68
Alaska Methodist	W	98-75
at Oregon Tech	L	76-88
at Oregon Tech	L	74-81
Warner Pacific	W	79-68
at Warner Pacific	W	91-88
at Oregon College of Ed.	L	70-109
Southern Oregon	L	86-90
Southern Oregon	W	70-68
Oregon College of Ed.	L	50-70
at Eastern Oregon	L	73-96
at Eastern Oregon	L	69-89
Oregon Tech	L	47-82
Oregon Tech	W	74-61
at Cascade	W	67-66
Cascade	L	69-75
at Oregon College of Ed.	L	75-107
at Southern Oregon	L	63-94
at Southern Oregon	L	81-113
Oregon College of Ed.	L	64-79
Eastern Oregon	L	92-112
Eastern Oregon	L	100-112

1967-68 - Coach Terry Haskell

6-20 (H: 4-8 A: 2-12)

at Willamette	L	73-123
at Lewis & Clark	L	60-90
at Eastern Oregon	L	83-90
Alaska Methodist	W	106-75
at Pacific	L	76-104
Pacific	L	59-83
Oregon Tech	L	63-85
Oregon Tech	W	72-68
Oregon College of Ed.	L	68-73
at Mt. Angel	W	84-59
Mt. Angel	W	74-54
at Southern Oregon	L	67-102
at Southern Oregon	L	66-106
at Oregon College of Ed.	L	74-82
at Eastern Oregon	L	69-72
at Eastern Oregon	L	73-96
at Oregon Tech	L	65-80
at Oregon Tech	W	80-55
Oregon College of Ed.	L	73-93
Cascade	W	76-67
at Cascade	L	71-73
Southern Oregon	L	64-87
Southern Oregon	L	88-92
at Oregon College of Ed.	L	74-104
Eastern Oregon	L	66-82
Eastern Oregon	L	68-80

1968-69 - Coach Dave Berg

4-22 (H: 1-8 A: 3-14)

at Pacific	L	61-84
at Oregon College of Ed.	L	72-101
at Oregon Tech	L	55-82
Pacific	W	62-56
at Pacific	L	59-82
at Alaska Methodist	L	61-76
at Alaska Methodist	L	85-88
at Alaska Methodist	W	83-73
at Oregon Tech	W	91-86
at Oregon Tech	L	94-104
at Oregon College of Ed	L	72-118
at Northwest Nazarene	L	54-82
at Northwest Nazarene	L	69-77
at Southern Oregon	L	83-111
at Southern Oregon	L	97-101
at Eastern Oregon	L	63-88
at Eastern Oregon	W	89-84
Oregon College of Ed.	L	72-76
Oregon Tech	L	72-101
Oregon Tech	L	66-88
at Oregon College of Ed.	L	80-100
Southern Oregon	L	55-57
Southern Oregon	L	64-94
Oregon College of Ed.	L	71-79
Eastern Oregon	L	69-93
Eastern Oregon	L	78-92

1969-70 - Coach Dave Berg

3-23 (H: 1-11 A: 2-12)

at Willamette	L	53-72
at Oregon Tech	L	83-89
College of Idaho	L	74-100
Alaska Methodist	L	85-95
at Warner Pacific	W	92-90
Pacific	L	69-72
Oregon Tech	W	95-84
Oregon Tech	L	65-95
at Oregon College of Ed.	L	90-104
at Lewis & Clark	L	50-112
at Southern Oregon	L	68-86
at Southern Oregon	L	52-68
Oregon College of Ed.	L	52-66
Eastern Oregon	L	80-98
Eastern Oregon	L	57-89
at Oregon College of Ed.	L	71-87
at Oregon Tech	L	75-86
at Oregon Tech	L	60-95
at Pacific	L	81-91
Northwest Nazarene	L	66-88
Northwest Nazarene	L	58-72
Oregon College of Ed.	L	83-119
Southern Oregon	L	67-94
Southern Oregon	L	71-90
at Eastern Oregon	L	76-98
at Eastern Oregon	W	81-75

1970-71 - Coach Lorin Miller

15-13 (H: 10-4 A: 5-9)

12/3 at Lewis & Clark	L	68-83
12/4 at Willamette	L	60-85
12/5 at Eastern Oregon	W	66-64
12/11 at Pacific	L	69-83
12/12 Montana Tech	W	81-59
LaVerne	W	76-74
12/21 at Fresno Pacific	L	59-65
12/22 at Fresno Pacific	L	65-84
1/2 at Alaska Methodist	W	82-74
1/4 at Alaska Methodist	W	72-63
1/5 at Alaska Methodist	W	94-67
1/8 Lewis & Clark	W	95-85
1/15 Victoria	W	82-60
1/16 Victoria	W	73-67
1/26 at Western Baptist	L	80-100
1/29 Oregon Tech	W	102-67
1/30 Oregon Tech	W	91-71
2/2 Oregon College of Ed.	W	94-72
2/3 Claremont	L	63-67
2/6 at Northwest Nazarene	L	66-81
2/9 at Warner Pacific	W	78-67
2/11 Warner Pacific	L	71-77
2/13 Northwest	W	82-44
2/15 Western Baptist	W	81-71
2/16 at Oregon College of Ed.	L	65-83
2/26 Northwest Nazarene	L	76-82
2/27 Northwest Nazarene	L	65-78
NAIA District 2 Playoffs:		
at Willamette	L	69-103

Statistics and Records

1971-72 - Coach Lorin Miller**13-12 (H: 7-5 A: 6-7)**

at Whitman	W	74-70
at Whitman	W	88-85
Western Baptist	W	78-58
Alaska Methodist	W	93-84
Alaska Methodist	W	86-60
Eastern Oregon	L	70-75
Azusa Pacific	L	75-81
at Simon Fraser	L	53-60
at Alaska Methodist	W	70-69
Linfield	W	84-80
at Linfield	L	87-110
Western Montana	L	77-84
Western Montana	L	77-98
at Oregon Tech	L	83-114
at Southern Oregon	L	87-92
Lewis-Clark St.	W	80-72
at Warner Pacific	W	82-77
at Eastern Oregon	W	91-83
Lewis-Clark St.	L	66-76
at Northwest Nazarene	L	76-95
at Western Baptist	W	92-61
Warner Pacific	L	63-70
Great Falls	W	88-80
Northwest Nazarene	W	72-61
NAIA District 2 Playoffs: at Willamette	L	60-69

1972-73 - Coach Lorin Miller**16-15 (H: 8-4 A: 8-11)**

11/30 at Linfield	W	74-73
12/1 at Lewis & Clark	W	79-73
12/2 at Willamette	L	74-77
12/8 Pacific	L	84-94
12/9 at Pacific	L	86-91
12/15 Willamette	W	55-54
12/16 at Willamette	L	45-68
12/18 Eastern Oregon	W	82-71
12/22 Linfield	L	68-76
12/23 at Linfield	L	66-77
12/29 Whitman	L	60-64
12/30 Whitman	W	80-60
1/4 at Pasadena	L	77-85
1/5 at Southern California	L	67-68
1/6 at Macalester	L	81-90
1/12 at Victoria	L	60-62
1/13 at Victoria	W	65-54
1/15 Western Baptist	W	51-43
1/18 Oregon Tech	W	63-61
1/20 Southern Oregon	L	65-68
1/30 at Eastern Oregon	L	74-96
2/8 Lewis-Clark State	W	72-52
2/10 at Western Baptist	W	78-63
2/15 Northwest Nazarene	W	84-72
2/17 at Warner Pacific	W	67-58
2/22 at Lewis-Clark State	W	62-57
2/24 at Northwest Nazarene	L	60-73
2/27 Warner Pacific	W	74-63
NAIA District 2 Playoffs: at Linfield	W	95-88
at Pacific	W	68-67
NAIA Nationals: at Defiance	L	62-82

1973-74 - Coach Lorin Miller**19-11 (H: 10-2 A: 9-9)**

11/29 at Willamette	W	49-43
11/30 at Lewis & Clark	L	63-80
12/1 at Pacific	L	55-57
12/3 at Columbia Christian	W	88-58
12/7 Willamette	W	81-59
12/8 at Willamette	L	63-64
12/11 at Linfield	W	88-86
12/14 at Pacific	L	67-69
12/17 Eastern Oregon	W	71-64
12/18 Southern Oregon	W	72-53
12/20 Linfield	L	91-94
12/29 Pacific	W	81-57
1/5 at Puget Sound	L	65-81
1/8 Columbia Christian	W	109-45
1/12 at Warner Pacific	L	67-72
1/18 at Southern Oregon	L	66-69
1/19 at Oregon Tech	L	78-90
1/21 Lewis-Clark State	W	88-81
1/25 at Northwest Nazarene	W	73-63
1/29 at Eastern Oregon	W	95-94
2/1 Alaska-Fairbanks	W	72-69
2/5 at Western Baptist	W	91-67
2/9 at Lewis-Clark State	W	70-67
2/11 at Whitworth	W	63-62
2/16 Warner Pacific	W	107-71
2/18 Whitworth	L	66-68
2/23 Northwest Nazarene	W	90-74
2/26 Western Baptist	W	84-71
NAIA District 2 Playoffs: at Pacific	W	92-72
at Oregon Tech	L	54-55

1974-75 - Coach Lorin Miller**17-13 (H: 11-1 A: 6-12)**

12/5 at Linfield	W	95-65
12/6 at Oregon College of Ed.	L	71-74
12/7 at Lewis & Clark	L	70-75
12/10 at Linfield	W	92-79
12/12 Eastern Oregon	W	106-76
12/14 Willamette	W	95-68
12/18 Whitworth	W	63-62
12/19 Linfield	W	91-63
12/21 Pacific	W	89-70
1/4 Western Baptist	W	93-57
1/6 at Pacific	L	64-69
1/10 Oregon Tech	L	48-67
1/11 at Puget Sound	L	74-86
1/13 Southern Oregon	W	90-70
1/15 at Willamette	L	82-92
1/18 Lewis-Clark State	W	86-74
1/21 Warner Pacific	W	84-77
1/24 at Alaska-Fairbanks	L	75-83
1/25 at Alaska-Fairbanks	L	78-82
1/29 at Eastern Oregon	W	87-75
1/31 at Northwest Nazarene	L	72-76
2/4 Redlands	W	72-62
2/8 at Lewis-Clark State	L	73-84
2/10 at Whitworth	L	59-64
2/15 Northwest Nazarene	W	96-70
2/18 at Oregon Tech	L	72-74
2/19 at Southern Oregon	W	90-84
2/22 at Warner Pacific	W	98-76
2/25 at Western Baptist	W	86-55
NAIA District 2 Playoffs: at Oregon Tech	L	56-72



Grant Hartenstein, 1992-96

1975-76 - Coach Lorin Miller**19-8 (H: 11-1 A: 8-7)**

12/4 at Pacific	L	62-68
12/5 at Southern Oregon	W	82-69
12/6 at Warner Pacific	W	87-80
12/13 at Eastern Oregon	W	89-59
12/17 at Western Washington	W	72-60
12/18 at Pacific	W	94-74
12/19 Eastern Oregon	W	78-65
12/20 at Pacific	L	71-84
12/22 Western Baptist	W	91-79
12/30 at Linfield	W	123-116
1/2 Linfield	L	87-89
1/3 Pacific	W	102-85
1/5 Whitman	W	72-67
1/10 Alaska-Anchorage	W	76-67
1/16 at Western Baptist	W	75-59
1/19 Lewis-Clark State	L	87-101
1/21 Simon Fraser	W	95-77
1/22 College of Idaho	W	81-68
1/27 Warner Pacific	W	61-59
1/30 Alaska-Fairbanks	W	92-74
2/3 at Simon Fraser	L	82-89
2/7 Lewis-Clark State	W	97-69
2/9 Northwest Nazarene	W	86-71
2/13 at College of Idaho	W	65-63
2/14 at Northwest Nazarene	L	62-64
2/17 at Warner Pacific	L	82-86
2/21 at Whitman	L	88-100

1976-77 - Coach Sam Willard**20-9 (H: 7-3 A: 13-6)**

12/3 at Lewis & Clark	L	75-86
12/4 at Oregon College of Ed.	W	86-80
12/8 at Linfield	W	101-90
12/10 Linfield	W	91-84
12/11 Eastern Oregon	W	88-71
12/13 Pacific	W	88-77
12/17 at Pacific	W	106-94
12/20 Western Baptist	W	90-73
12/29 at Linfield	W	93-80
12/30 at Willamette	W	89-75
1/3 at Whitman	W	100-95
1/4 at Eastern Oregon	W	78-62
1/8 St. Martin's	L	72-81
1/14 at Northwest Nazarene	W	91-87
1/15 at College of Idaho	W	80-78
1/19 Willamette	L	87-90
1/24 at Alaska-Anchorage	L	73-75
1/25 at Alaska-Anchorage	W	87-85


1/28	Warner Pacific	W	81-59	2/6	Lewis & Clark	L	80-88	2/13	at Northwest Nazarene	L	46-50
2/3	at Western Baptist	W	91-70	2/9	Brigham Young-Hawaii	W	104-87	2/14	at College of Idaho	L	57-84
2/5	at Lewis-Clark State	W	95-79	2/10	at Western Baptist	L	98-109	2/16	at Eastern Oregon	L	68-76
2/7	at Willamette	L	92-94	2/12	at Pacific	L	87-100	2/20	Western Baptist	W	38-37
2/12	at Warner Pacific	W	76-62	2/17	at Seattle Pacific	L	61-80	2/21	Warner Pacific	W	89-80
2/15	Lewis-Clark State	L	77-101	2/19	Northwest Nazarene	W	88-77	NAIA District 2 Playoffs:			
2/17	Whitman	W	97-92	2/23	at Warner Pacific	L	70-86	2/27	at Northwest Nazarene	L	58-61
2/19	at Puget Sound	L	68-89	2/24	Hawaii Pacific	W	94-91	1981-82 - Coach Sam Willard			
2/21	Northwest Nazarene	W	99-85	2/26	Seattle Pacific	L	74-82	12-21 (H: 8-11 A: 4-10)			
2/23	at St. Martin's	L	65-76	1979-80 - Coach Sam Willard				11/28	Willamette	L	62-67
NAIA District 2 Playoffs:				18-12 (H: 10-4 A: 8-8)				11/30	at Columbia Christian	W	80-79
	at Hawaii-Hilo	L	79-85	11/30	at Western Baptist	L	61-76	12/4	at Concordia	L	66-84
1977-78 - Coach Sam Willard				12/1	at Southern Oregon	W	94-80	12/5	at Judson Baptist	W	56-55
15-14 (H: 9-4 A: 6-10)				12/4	at Oregon College of Ed.	L	74-76	12/8	at Linfield	L	86-102
12/1	Pacific	W	103-88	12/7	Whitman	W	94-83	12/11	Great Falls	L	71-101
12/2	Linfield	W	95-93	12/8	Willamette	W	72-71	12/12	Pacific	W	77-68
12/3	Hawaii-Hilo	L	81-87	12/11	Seattle Pacific	L	65-73	12/14	Seattle	W	95-83
12/7	at Pacific	L	79-85	12/14	Linfield	L	88-91	12/16	Western Washington	L	73-83
12/10	at Linfield	L	87-99	12/15	at Linfield	L	84-97	12/18	Fresno Pacific	L	66-72
12/12	at Willamette	W	82-72	12/18	Lewis & Clark	L	61-65	12/19	Western Baptist	L	64-73
12/16	Eastern Oregon	W	104-74	12/20	Concordia	W	94-84	1/2	at Lewis & Clark	L	51-79
12/19	at Eastern Oregon	L	88-92	12/21	Warner Pacific	W	99-91	1/5	Linfield	W	78-75
12/21	at Seattle Pacific	L	74-79	1/2	at Whitman	W	92-89	1/9	Western Oregon	L	69-79
12/22	at Western Baptist	W	83-80	1/4	at Central Washington	L	68-77	1/15	at College of Idaho	L	76-82
1/2	Linfield	L	100-107	1/9	at Willamette	W	73-66	1/16	at Northwest Nazarene	L	77-92
1/6	St. Martin's	L	75-82	1/11	College of Idaho	W	90-83	1/18	at Eastern Oregon	L	86-96
1/7	at Oregon College of Ed.	L	74-77	1/15	Oregon College of Ed.	L	73-74	1/20	at Willamette	W	70-56
1/10	Western Baptist	L (f)	87-82	1/18	at Western Baptist	W	81-73	1/22	Warner Pacific	L	76-91
1/13	at Portland State	L	81-124	1/22	at Pacific	W	92-76	1/23	at Western Oregon	L	80-111
1/14	at Seattle Pacific	W	80-75	1/24	Eastern Oregon	W	83-67	1/27	at Judson Baptist	L	74-82
1/17	Pacific	W	106-98	1/26	Warner Pacific	W	104-88	1/29	Columbia Christian	W	91-73
1/21	at Warner Pacific	W	87-69	1/31	Western Baptist	W	55-38	1/30	Eastern Oregon	L	85-102
1/25	at Puget Sound	L	67-91	2/2	at Seattle Pacific	L	74-96	2/2	Concordia	L	74-85
1/27	Alaska-Fairbanks	W	72-66	2/5	at Lewis & Clark	W	70-68	2/6	at Seattle	W	88-73
1/28	at Western Baptist	W	83-75	2/8	at Northwest Nazarene	L	75-105	2/9	Judson Baptist	W	76-70
2/3	Warner Pacific	W	69-64	2/9	at College of Idaho	L	63-68	2/12	at Western Baptist	L	88-97
2/7	Willamette	W	84-78	2/11	at Eastern Oregon	W	82-73	2/13	at Warner Pacific	L	75-96
2/10	at Northwest Nazarene	L	67-70	2/16	Northwest Nazarene	W	84-77	2/16	Western Baptist	L	76-79
2/11	at College of Idaho	W	86-82	2/19	Pacific	W	108-80	2/19	College of Idaho	W	101-33
2/13	Oregon College of Ed.	W	86-74	2/22	at Warner Pacific	W	91-86	2/20	Northwest Nazarene	W	63-59
2/15	at St. Martin's	L	76-91	NAIA District 2 Playoffs:				NCCAA Regional Playoffs:			
2/18	Northwest Nazarene	W	87-85	2/27	at Oregon Tech	L	67-69	3/11	Judson Baptist	L	54-61
NAIA District 2 Playoffs:				1980-81 - Coach Sam Willard				3/12	Columbia Christian	W	85-79
	at Oregon Tech	L	65-79	15-13 (H: 12-4 A: 3-9)				1982-83 - Coach Mark Vernon			
1978-79 - Coach Sam Willard				12/4	Pacific	W	77-72	15-16 (H: 9-9 A: 6-7)			
9-20 (H: 7-6 A: 2-14)				12/5	Eastern Oregon	L	88-99	11/19	at Seattle Pacific	L	62-94
11/30	at Southern Oregon	L	82-98	12/6	Lewis & Clark	W	73-70	11/20	at Warner Pacific	L	86-104
12/1	at Warner Pacific	L	68-73	12/12	at Pacific	L	65-73	11/27	Willamette	L	61-67
12/2	at Pacific	L	83-85	12/13	Seattle Pacific	L	83-86	12/3	Columbia Christian	W	65-60
12/6	at Linfield	L	84-107	12/16	at Linfield	L	74-83	12/4	Warner Pacific	L	63-67
12/8	Linfield	W	90-78	12/18	Concordia	W	79-77	12/7	Lewis & Clark	L	73-78
12/16	at Willamette	W	61-60	12/19	Point Loma Nazarene	L	67-82	12/10	at Pacific	W	64-54
12/21	College of Idaho	W	74-59	1/2	at Oregon College of Ed.	L	64-99	12/14	Linfield	W	61-60
12/22	Central Washington	L	59-82	1/3	at Lewis & Clark	W	63-58	12/17	Pacific	W	68-38
1/2	at Lewis & Clark	L	64-65	1/6	Linfield	W	87-74	12/18	Western Oregon	L	68-76
1/9	at Hawaii Pacific	L	76-82	1/9	Willamette	W	61-59	1/4	at Lewis & Clark	W	60-59
1/10	at Hawaii Pacific	L	74-96	1/10	Oregon College of Ed.	L	62-80	1/7	Concordia	W	66-55
1/12	at Brigham Young-Hawaii	W	55-54	1/13	at Western Baptist	W	82-76	1/8	Eastern Oregon	W	92-46
1/13	at Brigham Young-Hawaii	L	51-65	1/16	at Warner Pacific	W	83-79	1/14	at Western Baptist	W	66-65
1/19	at Eastern Oregon	L	59-76	1/17	Pacific	W	105-89	1/15	Hawaii-Hilo	L	80-92
1/20	at Northwest Nazarene	L	51-69	1/23	at Concordia	L	64-79	1/19	at Linfield	W	78-66
1/24	Pacific	L	73-82	1/24	at Willamette	L	68-83	1/21	Judson Baptist	W	83-60
1/27	Warner Pacific	W	74-72	1/30	Lewis & Clark	W	70-67	1/22	at Warner Pacific	L	58-86
1/29	Willamette	L	69-73	2/3	Concordia	W	100-82	1/24	at Eastern Oregon	L	59-66
2/2	Western Baptist	L	60-73	2/6	Eastern Oregon	W	33-30	1/28	College of Idaho	L	73-82
2/3	Eastern Oregon	W	98-97	2/7	Northwest Nazarene	W	61-60	1/29	Western Baptist	W	71-60

Statistics and Records

2/4	at Western Oregon	L	74-80
2/5	Pacific	W	89-78
2/10	at Willamette	L	68-81
2/12	at Concordia	W	80-71
2/18	Warner Pacific	L	71-72
2/19	Seattle Pacific	L	71-83
2/25	Northwest Nazarene	L	64-67
2/26	at Judson Baptist	W	85-71
NCCAA Regional Playoffs:			
3/10	Western Baptist	W	46-35
3/11	at Warner Pacific	L	69-75

1983-84 - Coach Mark Vernon**17-12 (H: 10-3 A: 7-9)**

11/28	Judson Baptist	W	93-78
12/2	at Western Oregon	W	74-72
12/3	at Warner Pacific	L	90-100
12/6	at Linfield	W	82-68
12/9	at Western Baptist	W	77-67
12/10	at Willamette	L	72-82
12/16	Eastern Oregon	W	78-67
12/17	Lewis & Clark	L	64-66
12/20	at Lewis & Clark	W	72-58
1/6	Linfield	W	103-90
1/7	at Concordia	W	77-76
1/10	Willamette	W	85-74
1/13	at Western Oregon	L	58-80
1/14	at Columbia Christian	W	77-63
1/17	at Western Baptist	L	70-71
1/20	Northwest Nazarene	W	78-67
1/24	Warner Pacific	W	79-72
1/27	Multnomah Bible	W	90-66
1/28	Western Oregon	L	65-75
2/3	Columbia Christian	W	81-78



Mike Faber, 1995-99

2/4	Concordia	L	80-89
2/11	at Judson Baptist	W	98-66
2/17	at College of Idaho	L	76-85
2/18	at Northwest Nazarene	L	103-113
2/21	Western Baptist	W	67-54
2/24	Northwest Christian	W	95-81
2/25	at Warner Pacific	L	42-43
NAIA District 2 Playoffs:			
2/29	at Western Oregon	L	72-86
NCCAA Regional Playoffs:			
3/6	at Concordia	L	92-101

1984-85 - Coach Mark Vernon**27-7 (H: 15-0 A: 12-7)**

11/30	at Columbia Christian	W	90-74
12/1	at Western Oregon	L	72-79
12/4	at Willamette	W	71-52
12/8	Linfield	W	91-61
12/13	Pacific	W	88-52
12/14	Western Oregon State	W	78-64
12/18	at Oregon Tech	L	77-95
12/19	at California-San Diego	W	107-93
1/4	at Linfield	W	80-76
1/5	Willamette	W	82-80
1/8	at Pacific	W	73-56
1/11	at Western Baptist	L	55-68
1/12	at Columbia Christian	W	88-80
1/18	at Concordia	W	84-77
1/19	Northwest Nazarene	W	70-64
1/21	at Warner Pacific	W	80-78
1/25	Lewis & Clark	W	74-61
1/26	Eastern Oregon	W	82-61
2/1	at Western Oregon	W	73-70
2/2	Western Baptist	W	52-50
2/8	Warner Pacific	W	91-80
2/9	Concordia	W	88-70
2/15	at College of Idaho	L	74-94
2/16	at Northwest Nazarene	L	97-106
2/18	at Eastern Oregon	W	105-77
2/22	Columbia Christian	W	93-82
NAIA District 2 Playoffs:			
2/27	Western Baptist	W	50-47
3/2	Western Oregon	W	71-57
3/5	at College of Idaho	L	53-61
NCCAA Regional Playoffs:			
3/7	Columbia Christian	W	74-67
3/8	Western Baptist	W	52-50
NCCAA Nationals:			
	at Olivet Nazarene	W	97-77
	at Point Loma Nazarene	L	86-95
	at Taylor	W	70-55

1985-86 - Coach Mark Vernon**21-10 (H: 10-1 A: 11-9)**

11/22	at Central Washington	L	80-82
11/23	at Whitworth	W	78-74
12/25	at Puget Sound	L	76-93
12/3	at Willamette	W	71-57
12/6	Pacific	W	93-63
12/7	Western Oregon	W	87-76
12/13	at Western Baptist	L	73-75
12/14	at Concordia	W	113-69
12/17	at Linfield	L	68-81
12/20	Pacific	W	88-78
12/27	at Central Washington	L	75-79
12/28	at Pacific Lutheran	W	88-71
1/6	at St. Martin's	W	76-69
1/10	at Western Oregon	W	83-74

1/11	at Columbia Christian	W	97-53
1/17	Northwest Nazarene	W	83-77
1/18	College of Idaho	W	76-68
1/24	at Eastern Oregon	W	95-59
1/28	Concordia	W	107-70
1/31	at College of Idaho	L	78-90
2/1	at Northwest Nazarene	L	73-78
2/8	Eastern Oregon	W	97-61
2/11	Linfield	L	75-80
2/14	Columbia Christian	W	83-66
2/15	Western Oregon	W	106-90
2/18	at Concordia	W	101-91
2/20	Warner Pacific	W	73-65
NAIA District 2 Playoffs:			
2/26	at Warner Pacific	W	66-56
3/1	at Oregon Tech	L	67-76
NCCAA Regional Playoffs:			
3/6	Warner Pacific	W	102-85
3/8	at Western Baptist	L	61-65

1986-87 - Coach Mark Vernon**27-6 (H: 16-0 A: 11-6)**

11/22	at Western Baptist	W	77-72
12/2	Willamette	W	83-60
12/5	at Linfield	W	114-72
12/6	at Pacific	W	82-61
12/9	at Linfield	L	75-78
12/13	Warner Pacific	W	97-87
12/28	at Humboldt State	L	59-70
12/29	at Cal Poly-San Luis Obispo	W	85-79
12/30	at California Lutheran	W	96-79
1/6	St. Martin's	W	104-73
1/9	Columbia Christian	W	97-68
1/10	Western Oregon	W	104-88
1/12	at Warner Pacific	W	95-85
1/16	College of Idaho	W	121-89
1/17	Northwest Nazarene	W	117-86
1/20	Linfield	W	120-76
1/23	Northwest	W	143-56
1/24	Eastern Oregon	W	109-80
1/30	at Concordia	W	115-77
1/31	at Northwest	W	114-55
2/3	Western Baptist	W	62-52
2/6	at Northwest Nazarene	W	87-75
2/7	at College of Idaho	L	93-107
2/13	at Eastern Oregon	W	96-77
2/17	Concordia	W	122-82
2/20	at Western Oregon	L	93-100
2/21	at Columbia Christian	W	95-81
NAIA District 2 Playoffs:			
2/25	Warner Pacific	W	101-75
2/28	College of Idaho	W	75-58
3/3	at Oregon Tech	L	69-75
NCCAA Regional Playoffs:			
3/5	Concordia	W	121-78
3/7	Western Baptist	W	77-74
NCCAA National Playoffs:			
	at Covenant	L	73-75

1987-88 - Coach Mark Vernon**17-16 (H: 9-4 A: 8-12)**

11/24	at Linfield	L	90-97
11/28	at Western Oregon	L	99-105
12/2	Willamette	W	93-86
12/4	at Southern Oregon	L	74-87
12/5	at Lewis & Clark	W	88-77
12/9	Lewis & Clark	W	102-84
12/11	at Willamette	L	71-76

12/12	at Western Oregon	L	81-86
12/14	Western Oregon	W	109-95
12/30	at Biola	L	61-78
12/31	at Westmont	L	68-78
1/2	at Dominican	W	128-48
1/5	Linfield	L	68-76
1/8	Columbia Christian	W	93-78
1/9	Warner Pacific	L	88-91
1/15	at College of Idaho	L	66-87
1/16	at Northwest Nazarene	W	83-73
1/23	Concordia	W	96-68
1/25	at Northwest	W	136-83
1/26	at Seattle Pacific	L	73-75
1/30	at Western Baptist	W	86-82
2/5	Northwest Nazarene	L	78-87
2/6	College of Idaho	W	87-72
2/9	at Concordia	W	114-65
2/11	at Lewis & Clark	L	89-106
2/13	Western Baptist	W	102-94
2/18	at Warner Pacific	L	81-84
2/20	at Columbia Christian	W	88-64
NAIA District 2 Playoffs:			
2/27	Eastern Oregon	W	101-82
3/1	at Southern Oregon	W	90-76
3/5	at Oregon Tech	L	61-84
NCCAA Regional Playoffs:			
	Concordia	W	58-55
	Western Baptist	L	76-90

1988-89 - Coach Mark Vernon**19-12 (H: 12-4 A: 7-8)**

11/10	Hawaii Pacific	W	86-79
11/18	at Linfield	W	86-82
11/19	at Western Baptist	W	67-57
11/22	Western Oregon	W	97-84
11/29	Seattle Pacific	L	73-87
12/2	Linfield	W	86-76
12/3	Western Baptist	L	70-71
12/9	at Western Oregon	L	88-90
12/10	at Western Baptist	L	76-79
12/12	at Western Oregon	L	86-91
12/29	at Eastern Oregon	L	77-94
12/30	at Oregon Tech	L	74-81
1/2	Azusa Pacific	W	81-73
1/3	Bethany Bible	W	93-76
1/5	at Warner Pacific	W	92-69
1/7	Columbia Christian	W	76-69
1/12	Concordia	W	91-79
1/14	at Northwest Christian	W	88-79
1/20	Northwest Nazarene	W	90-73
1/21	College of Idaho	L	73-88
1/27	Western Baptist	L	74-96
1/28	Northwest Christian	W	96-83
2/3	Northwest	W	n/a
2/4	at Concordia	W	78-64
2/10	at College of Idaho	L	72-91
2/11	at Northwest Nazarene	W	99-97
2/16	at Columbia Christian	W	88-85
2/18	Warner Pacific	W	100-74
2/21	at Western Baptist	L	80-96
NAIA District 2 Playoffs:			
2/25	Eastern Oregon	W	94-82
2/28	at Oregon Tech	L	70-106

1989-90 - Coach Mark Vernon**29-5 (H: 16-0 A: 13-5)**

11/17	Pacific	W	84-74
11/18	Willamette	W	90-75

11/21	at Western Oregon	W	89-76
11/24	at Northwest	W	121-82
11/25	at Seattle Pacific	L	77-87
12/1	Columbia Christian	W	104-85
12/2	Oregon Tech	W	80-63
12/8	at Puget Sound	W	80-68
12/9	at Willamette	L	84-92
12/11	Western Oregon	W	86-84
12/15	at Western Oregon	W	90-72
12/16	at Point Loma Nazarene	W	90-86
1/4	at Western Washington	W	83-75
1/5	at Grace College	W	97-80
1/6	at Point Loma Nazarene	L	69-87
1/12	Northwest Nazarene	W	103-92
1/13	College of Idaho	W	72-68
1/16	at Northwest Christian	W	94-92
1/18	Western Baptist	W	93-85
1/20	at Columbia Christian	W	75-59
1/26	at Concordia	W	95-81
1/27	Lewis & Clark	W	81-77
2/1	at Western Baptist	W	82-80
2/3	Columbia Christian	W	84-74
2/6	at Warner Pacific	W	96-72
2/9	at College of Idaho	W	68-63
2/10	at Northwest Nazarene	L	72-82
2/16	Northwest Christian	W	100-49
2/17	Warner Pacific	W	94-59
2/20	Concordia	W	122-97
NAIA Dist. 2 Playoffs:			
2/27	Eastern Oregon	W	98-92
3/3	Western Baptist	W	76-66
3/7	Willamette	W	98-95
NAIA Nationals:			
	at Pfeiffer College	L	73-97

1990-91 - Coach Mark Vernon**24-6 (H: 11-2 A: 13-4)**

11/13	Northwest Christian	W	110-85
11/16	at Southern Oregon	W	114-112
11/17	at Western Washington	W	103-62
11/24	at St. Martin's	W	91-78
11/27	Western Oregon	W	92-85
11/30	Columbia Christian	W	127-74
12/1	Western Baptist	L	80-83
12/7	at Lewis-Clark State	W	102-79
12/8	at Puget Sound	W	105-100
12/14	at Mesa State	W	101-89
12/15	at Concordia	W	107-89
12/18	at Western Oregon	W	111-106
12/29	Eastern Oregon	W	106-76
1/3	at Columbia Christian	W	118-75
1/5	Western Baptist	W	93-55
1/11	at College of Idaho	L	74-79
1/12	at Northwest Nazarene	W	102-71
1/15	Seattle Pacific	L	81-89
1/19	Warner Pacific	W	119-95
1/26	Concordia	W	118-93
1/29	at Northwest Christian	L	88-95
2/2	at Warner Pacific	W	116-103
2/8	Northwest Nazarene	W	77-72
2/9	College of Idaho	W	94-82
2/14	Columbia Christian	W	137-91
2/16	at Western Baptist	W	92-76
2/19	at Concordia	L	97-101
NAIA District 2 Playoffs:			
2/26	Linfield	W	80-75
3/2	at Willamette	W	100-98
3/6	at College of Idaho	L	78-95

1991-92 - Coach Mark Vernon**24-11 (H: 11-4 A: 13-7)**

11/16	St. Martin's	L	95-97
11/19	at Northwest Christian	W	135-78
11/23	Linfield	W	103-101
12/3	Columbia Christian	W	107-59
12/7	at Concordia	W	102-79
12/10	at Linfield	L	78-91
12/13	Albertson	W	100-89
12/14	Northwest Nazarene	W	99-93
12/20	Pacific	L	68-76
12/21	at Western Baptist	L	71-74
1/3	Oregon Tech	L	88-89
1/4	Southern Oregon	W	100-90
1/9	at Southern Nazarene	W	82-72
1/10	at William Jewell	W	102-81
1/11	Point Loma Nazarene	W	88-80
1/14	Warner Pacific	W	106-70
1/18	at Eastern Oregon	W	92-76
1/21	Western Oregon	W	93-83
1/23	Concordia	W	112-81
1/25	at Columbia Christian	W	98-79
1/31	at Northwest Nazarene	L	86-92
2/1	at Albertson	W	90-82
2/7	at Southern Oregon	W	75-73
2/8	at Oregon Tech	W	84-77
2/13	Western Baptist	L	71-72
2/15	at Western Oregon	L	73-87
2/18	at Pacific	L	80-92
2/21	Northwest Christian	W	114-68
2/22	Eastern Oregon	W	89-57
2/25	at Warner Pacific	W	100-76
NAIA District 2 Playoffs:			
2/29	Western Oregon	W	82-81
3/4	at Willamette	L	87-107
NAIA National Playoffs:			
3/12	at Missouri Valley	W	90-70
3/14	at Eureka	W	85-77
3/15	at Northwestern IA	L	82-85

1992-93 - Coach Mark Vernon**14-15 (H: 7-6 A: 7-9)**

11/14	Northwest	L	91-98
11/20	at Willamette	L	76-105
11/21	at Southern Oregon	W	118-117
11/24	at Linfield	L	80-90
11/28	at St. Martin's	L	92-94
12/5	at Northwest	W	98-85
12/8	Linfield	W	85-80
12/11	at Albertson	L	81-86
12/12	at Northwest Nazarene	L	67-103
12/14	Occidental	W	90-64
12/19	Western Baptist	L	82-100
12/29	at Lewis & Clark	L	78-98
12/30	at Western Baptist	W	102-98
1/8	Southern Oregon	W	104-99
1/12	at Concordia	W	94-82
1/15	at Eastern Oregon	L	70-93
1/16	Northwest Christian	W	98-66
1/19	Willamette	L	62-80
1/22	at Northwest Christian	W	115-95
1/23	Eastern Oregon	L	74-85
1/26	at Western Oregon	L	73-85
1/28	Concordia	W	113-94
2/5	Northwest Nazarene	W	79-68
2/6	Albertson	L	75-94
2/8	Oregon Tech	W	84-72
2/12	at Oregon Tech	L	57-60

Statistics and Records

2/13	at Southern Oregon	W	120-87
2/18	at Western Baptist	W	101-94
2/20	Western Oregon	L	85-94

1993-94 - Coach Mark Vernon**17-16 (H: 5-8 A: 12-8)**

11/16	Puget Sound	L	88-99
11/19	at Concordia	W	85-81
11/20	at Western Baptist	W	93-62
11/23	at Pacific	L	76-79
11/26	at Linfield	W	76-71
11/27	St. Martin's	W	99-71
12/3	at Western Baptist	W	74-65
12/4	at Willamette	W	54-51
12/8	at St. Martin's	W	61-60
12/11	Linfield	L	79-95
12/18	Eastern Oregon	W	98-90
12/29	at Whitman	W	88-79
12/30	at Lewis & Clark	L	72-80
1/6	Northwest Christian	W	97-66
1/7	Oregon Tech	L	94-104
1/8	Southern Oregon	W	100-88
1/14	at Western Oregon	W	86-66
1/15	at Western Baptist	W	66-56
1/18	Pacific	L	76-102
1/21	Albertson	L	70-80
1/22	Northwest Nazarene	L	72-100
1/27	at Northwest	L	70-75
1/29	at Eastern Oregon	L	74-83
2/1	at Concordia	W	86-60
2/4	at Northwest Nazarene	L	49-72
2/5	at Albertson	W	82-77
2/8	at Northwest Christian	L	95-104
2/10	Western Baptist	L	70-74
2/12	Western Oregon	L	88-97
2/15	Concordia	W	100-74
2/18	at Southern Oregon	W	111-95
2/19	at Oregon Tech	L	78-84
Cascade Conference Playoffs:			
2/24	at Eastern Oregon	L	97-104

1994-95 - Coach Mark Vernon**12-19 (H: 6-6 A: 6-13)**

11/15	St. Martin's	W	90-63
11/18	at Concordia	W (OT)	114-112
11/19	at Western Baptist	L	78-95
11/22	Linfield	L	79-91
11/26	Lewis & Clark	L	84-90
11/29	at Puget Sound	L	80-84
12/2	at Southern Oregon	W	116-93
12/3	at Willamette	W	80-38
12/6	at Pacific	L (OT)	94-96
12/9	at Linfield	L	79-82
12/17	at Western Baptist	L (OT)	85-87
12/28	at Humboldt State	L	80-86
12/29	at Alaska-Fairbanks	L	76-90
12/30	at Northwest	W	99-72
1/6	at Northwest Nazarene	L	73-82
1/7	at Albertson	W	99-89
1/13	Southern Oregon	W	101-83
1/14	Oregon Tech	W	94-74
1/17	at Concordia	L	93-94
1/20	Eastern Oregon	W	88-77
1/24	at Western Oregon	L	78-96
1/27	Western Baptist	W	100-77
1/31	Willamette	L	87-96
2/3	Albertson	L	64-89
2/4	Northwest Nazarene	L	70-75

2/7	Concordia	L (OT)	78-79
2/10	at Oregon Tech	L	78-96
2/11	at Southern Oregon	L (OT)	102-107
2/14	Western Oregon	W	94-78
2/18	at Eastern Oregon	W	78-77
Cascade Conference Playoffs:			
2/23	at Western Baptist	L	86-89

1995-96 - Coach Mark Vernon**11-13 (H: 8-4 A: 3-9)**

11/21	at Southern Oregon	L	79-80
11/28	Western Baptist	W	87-80
12/1	at Concordia	W	78-73
12/5	Puget Sound	L	81-101
12/9	Seattle	W	84-62
12/16	at Western Baptist	L	115-127
12/19	Pacific	W	77-73
1/4	at Christian Heritage	L	84-87
1/6	at Point Loma Nazarene	L	72-87
1/12	at Lewis & Clark	W	74-69
1/13	at Pacific Lutheran	L	57-78
1/16	at Pacific	L	68-83
1/19	Whitman	W	93-75
1/20	Whitworth	L	75-86
1/23	Concordia	W	85-69
1/26	at Linfield	L	84-101
1/27	at Willamette	W	83-74
2/2	at Whitworth	L	59-78
2/3	at Whitman	L	61-68
2/6	Pacific	W	69-56
2/10	Lewis & Clark	W	81-77
2/12	Pacific Lutheran	L	84-97
2/16	Willamette	L	69-77
2/17	Linfield	W	93-84

1996-97 - Coach Mark Vernon**8-16 (H: 6-5 A: 2-11)**

11/22	Western Baptist	L	65-67
11/26	Southern Oregon	W	68-65
11/30	at Concordia	W	77-66
12/6	at Seattle	L	61-78
12/10	at Western Baptist	L	65-80
12/13	at Albertson	L	82-86
12/14	at Willamette	L	54-81
1/3	Whitworth	L	66-71
1/4	Whitman	W	72-69
1/10	at Pacific Lutheran	L	52-60
1/11	at Puget Sound	L	65-82
1/14	Lewis & Clark	L	60-84
1/24	at Linfield	W	72-68
1/25	at Willamette	L	51-75
1/28	Pacific	L	74-90
1/31	Puget Sound	W	64-58
2/1	Pacific Lutheran	W	70-65
2/7	at Whitman	L	52-94
2/8	at Whitworth	L	57-88
2/11	at Pacific	L	67-89
2/14	Willamette	W	74-68
2/15	Linfield	L	59-80
2/18	at Lewis & Clark	L	51-70
2/20	Concordia	W	73-68

1997-98 - Coach Mark Vernon**15-10 (H: 9-2 A: 6-8)**

11/21	at Concordia	L	72-78
11/25	Concordia	W	97-64
12/1	Western Baptist	L	75-81
12/5	Whitman	W	75-67

12/6	Whitworth	W	77-73
12/12	at Southern Oregon	L	78-87
12/13	at Western Baptist	L	69-92
12/30	at Western Baptist	W	76-65
1/9	at Seattle	W	75-66
1/10	Lewis & Clark	L	58-75
1/13	Willamette	W (OT)	87-85
1/16	at Puget Sound	W (OT)	80-73
1/17	Pacific	W	78-72
1/23	at Linfield	W	80-75
1/24	at Pacific Lutheran	W	86-84
1/30	at Whitman	L	77-90
1/31	at Whitworth	L	65-74
2/6	Seattle	W	91-83
2/7	at Lewis & Clark	W	87-84
2/10	at Willamette	L	75-80
2/13	Puget Sound	W	83-64
2/14	Pacific	W	82-72
2/20	Linfield	W	72-69
2/21	at Pacific Lutheran	L	75-86
Northwest Conference Playoffs			
2/25	at Lewis & Clark	L	77-91

1998-99 - Coach Mark Vernon**13-12 (H: 7-5 A: 6-7)**

11/20	Concordia-Portland	W	60-58
11/21	Cascade	W	96-68
12/4	Pacific Lutheran	W	69-67
12/5	Seattle	W	91-80
12/11	at Pacific	W (OT)	83-82
12/12	at Cascade	L	66-69
12/30	at Laverne	W	76-75
1/2	at Pomona-Pitzer	W	78-60
1/8	at Whitman	W	82-70
1/9	at Whitworth	L (OT)	76-79
1/15	Linfield	L	84-105
1/16	Willamette	W	67-60
1/22	at Lewis & Clark	W (OT)	88-87
1/23	at Puget Sound	L	57-76
1/26	at Concordia-Portland	W (OT)	72-65
1/29	Pacific	W	88-63
2/5	Whitworth	L	74-84
2/6	Whitman	L	70-82
2/12	at Willamette	L	63-74
2/13	at Linfield	L	81-105
2/19	Puget Sound	W	93-52
2/20	Lewis & Clark	L	74-83
2/26	at Seattle	L	77-87
2/27	at Pacific Lutheran	L	74-92
NAIA Playoffs, First Round			
3/2	Western Oregon	L	85-92

1999-2000 - Coach Mark Vernon**8-16 (H: 7-6 A: 1-10)**

11/20	Northwest	W	64-62
11/23	Western Baptist	L	76-78
11/27	Northwest Christian	W (OT)	82-72
12/3	at Pacific	L	66-77
12/4	Puget Sound	W	85-75
12/10	at Western Baptist	W	89-76
12/11	at Warner Pacific	L	59-67
12/29	Concordia-Portland	L	71-74
1/4	Warner Pacific	W	78-74
1/7	at Linfield	L	106-116
1/8	at Willamette	L	64-79
1/14	Pacific Lutheran	L	72-74
1/18	Lewis & Clark	L	72-91
1/21	Whitman	W	92-84

1/22	Whitworth	W	84-64
1/25	at Northwest Christian	L	76-93
1/28	at Puget Sound	L	77-88
1/29	Pacific	L	58-77
2/5	at Pacific Lutheran	L	78-91
2/8	at Lewis & Clark	L	78-102
2/11	Willamette	L	71-83
2/12	Linfield	W	102-96
2/18	at Whitworth	L	71-80
2/19	at Whitman	L	73-74

Series Records '65-'00

Opponent	W-L
Alaska-Anchorage, University of	2-1
Alaska-Fairbanks, University of	6-3
Alaska Methodist College	11-4
Albertson College (College of Idaho)	17-20
Azusa Pacific University	1-1
Bethany Bible College	1-0
Biola University	0-1
Brigham Young University-Hawaii	1-2
California Lutheran University	1-0
California Polytechnic State University-San Luis Obispo	1-0
California-San Diego, University of	1-0
Cascade College (1965-68)	2-4
Cascade College (Columbia Christian College)	27-0
Central Washington University	0-3
Christian Heritage College	0-1
Claremont-Mudd-Scripps Colleges	0-1
Concordia University-Portland	38-10
Eastern Oregon University	34-34
Eureka College	1-0
Fresno Pacific University	0-3
Grace College	1-0
Great Falls, College of	1-1
Hawaii-Hilo, University of	0-3
Hawaii Pacific University	2-2
Humboldt State University	0-1
Judson Baptist College	6-2
La Verne University	2-0
Lewis & Clark College	14-22
Linfield College	34-26
Macalester College	0-1
Mesa State College	1-0
Missouri Valley College	1-0
Mt. Angel College	2-0
Montana Tech	1-0
Multnomah Bible College	1-0
Northwest Christian College	12-3
Northwest College of the Assembly of God	6-2
Northwestern College IA	0-1
Northwest Nazarene College	27-27
Occidental College	1-0
Olivet Nazarene College	1-0
Oregon Institute of Technology	12-35
Pacific University	31-30
Pacific Lutheran University	4-7
Pasadena College	0-1
Pfeiffer College	0-1
Point Loma Nazarene University	2-3
Pomona-Pitzer Colleges	1-0
Portland State University	0-1
Puget Sound, University of	7-10
Redlands, University of	1-0
Saint Martin's College	8-4
Seattle Pacific University	1-12
Seattle University	6-2
Simon Fraser University	1-2

Southern Nazarene University	1-0
Southern Oregon University	20-26
Taylor University	1-0
Vanguard University (Southern California College)	0-1
Victoria College	3-1
Warner Pacific College	42-18
Western Baptist College	48-31
Western Montana College	0-2
Western Oregon University (Ore. College of Education)	22-49
Western Washington University	3-1
Westmont College	0-1
Whitman College	11-7
Whitworth College	4-10
Willamette University	28-29
William Jewell College	1-0


NAIA Playoff Results

1970-71	Willamette University (lost 103-69)
1971-72	Willamette University (lost 69-60)
1972-73	Linfield College (won 95-88)
	Pacific University (won 68-67) (District title)
	(NAIA national championships)
	Defiance (Ohio) College (lost 86-62)
1973-74	Pacific University (won 92-72)
	Oregon Institute of Technology (lost 55-54)
1974-75	Oregon Institute of Technology (lost 72-56)
1976-77	University of Hawaii-Hilo (lost 85-79)
1977-78	Oregon Institute of Technology (lost 79-65)
1979-80	Oregon Institute of Technology (lost 69-67)
1980-81	Northwest Nazarene (lost 61-58)
1983-84	Western Oregon State (lost 86-72)
1984-85	Western Baptist (won 50-47)
	Western Oregon State (won 71-57)
	College of Idaho (lost 61-53)
1985-86	Warner Pacific (won 66-56)
	Oregon Institute of Technology (lost 76-67)
1986-87	Warner Pacific (won 101-75)
	College of Idaho (won 75-58)
	Oregon Institute of Technology (lost 75-69)

1987-88	Eastern Oregon (won 101-82)
	Southern Oregon (won 90-76)
	Oregon Institute of Technology (lost 84-61)
1988-89	Eastern Oregon (won 94-82)
	Oregon Institute of Technology (lost 106-70)
1989-90	Eastern Oregon (won 98-92)
	Western Baptist (won 76-66)
	Willamette (won 98-95) (District title)
	(NAIA national championships)
	Pfeiffer (N.C.) (lost 97-73)
1990-91	Linfield (won 80-75)
	Willamette (won 100-98)
	College of Idaho (lost 95-78)
1991-92	Western Oregon (won 82-81)
	Willamette (lost 107-87)
	(At-large berth NAIA Division II National Championships)
	Missouri Valley (won 90-70)
	Eureka (Ill.) (won 85-77)
	Northwestern (Iowa) (lost 85-82)
1993-94	Eastern Oregon (lost 104-97)
1994-95	Western Baptist (lost 89-86)
1997-98	Lewis & Clark (lost 91-77)
1998-99	Western Oregon (lost 85-92)

NAIA Top-25 Rankings

	Preseason	Highest	Final
NAIA (prior to divisions)			
1986-87	-	19	-
1989-90	22	9	9
1990-91	-	19	22
NAIA Division II			
1991-92	2	2	7
1992-93	12	12	-
1997-98	-	22	-



Dr. David Brandt

University President

David Brandt, George Fox University's 11th president, came to the University in August, 1998, after three years as president of Tabor College in Hillsboro, Kan.

Brandt has international experience, traveling annually to Daystar University in Nairobi, Kenya, an institution he helped organize and for which he continues to serve on the United States board.

Brandt has experience at four other Christian colleges and describes himself as "a lifer" in Christian higher education. He has been vice president and provost at Bethel College in St. Paul, Minn.; dean and vice president for academic affairs at Messiah College in Grantham, Pa.; a physics instructor and

chairman of the Division of Natural Science and Mathematics at Gordon College in Wenham, Mass.; and a physics instructor at Wheaton (Ill.) College.

Brandt did his undergraduate work in physics at Wheaton. He earned a master of science degree in physics in 1962 from the University of Oklahoma, and a doctorate in physics in 1971 from the same university.

Brandt also taught physics in 1962-63



at the University of Omaha in Nebraska; was a demonstrator in physics at Brock University in St. Catharines, Ont., Canada in 1968-69; was a part-time engineer at Raytheon Co. in Sudbury, Mass., between 1972 and 1974; and was a consulting engineer for International

Telephone and Telegraph Corp. in Roanoke, Va., between 1975 and 1977. His research there on fiber optics resulted in two patent applications.

Background on the Bruin Nickname

George Fox University's Bruin nickname comes from a real bear captured in 1887, two years after Pacific Academy (the University's predecessor) was established. The young cub was found in the Coast Range foothills west of Carlton after its mother was shot. It was brought to Newberg and raised for a while as a pet.



After the bear grew to adulthood, it was given to Professor Roy Hartley, who kept it in a pit in Hess Creek Canyon, south of campus. When the bruin escaped one too many times, it was turned into steak for the dining table, and the bearskin was preserved on a frame and displayed in an early campus museum. By the 1930s, the hide had deteriorated and eventually it was taken to a furnace room to be destroyed. The framework proved to be a problem in dismantling,

however, and the pelt was left standing in a corner.

Some students "rescued" the old bearskin and later began skirmishes over its ownership, a tradition that continues today. Though the original hide has long since been destroyed, "Bruin Junior" has reappeared in various forms over the years and is fought over periodically in class competitions. According to the rules, which have been passed down for decades, the class that is able to drag the Bruin replica off campus is declared the rightful owner until the next time it is displayed or "flashed" on campus.

Today's version of Bruin Junior — a leather "teddy bear" designed to withstand the rigors of competition over ownership — has traveled to Europe and Australia, and stories abound of creative flashings and the spirited "brawls" that ensued. Only time will tell when the next flashing will occur and this longstanding tradition will resume.



George Fox University Bruin Athletics

Intercollegiate athletics are an important part of George Fox University, home to one of the Northwest's most successful small-college sports programs. Winning programs, of course, are accompanied by a proper balance between academics and athletics. Accordingly, George Fox teams are members of the Northwest Conference and compete in Division III of the National Collegiate Athletic Association, in which need and academic ability, not athleticism, determine scholarships and financial aid.

At George Fox University, student-athletes compete for conference and national titles at a Christ-centered university where professors and coaches help them grow in mind, body, and spirit. Intercollegiate athletic competition provides for practical application of what is learned in the classroom and at practice. At George Fox, the values of athletics are integrated with the goals of Christian higher education in a process that includes

- physical conditioning
- managing emotions
- courage
- teamwork
- cooperation
- being gracious in winning and losing



**For more information
about intercollegiate
athletics at
George Fox University,
one of the premier
places to compete at
the Division III level,
contact the Department
of Athletics at
503-554-2910**

The University fields teams in 13 varsity sports, seven for women (volleyball, soccer, cross country, basketball, softball, track and field, and tennis) and six for men (soccer, cross country, basketball, baseball, track and field, and tennis). More than 15 percent of George Fox's traditional undergraduate students participate in these sports. Their records over the years serve as shining testimonies to the administration's conviction that an institution can play for the glory of God, follow the rules and ethics of its governing organizations, and be successful on the fields and courts of competition at the same time. Consider the growing legacy:

- George Fox teams won district or conference titles in 10 sports during the past decade.
- George Fox athletes have earned almost 300 All-American and All-American Scholar-Athlete awards.
- Seven of the 10 coaches on staff have been named district or conference Coach of the Year at least once.
- George Fox coaches have held their positions for an average of more than eight years, and together have accumulated more than 1,000 collegiate wins.

The 2000-01 George Fox University Men's Basketball Guide was produced by the Office of Sports Information in the Department of University Relations, Barry Hubbell, director. Writer and Editor: Blair Cash, sports information director. Writing and Editing Assistants: Sports information student assistants Brian Durick, John Felton, Ernie Sturzinger. Editing: Dave Lindstedt. Design and Layout: Colin Miller. Photography: Anita Cirulis, Chijo Takeda. Printing: Michaels Printing, Tigard, Oregon.



2000-01 Men's Basketball

November

18 Saturday	at Warner Pacific College	Portland, Ore.	7:30 p.m.
25 Saturday	at Northwest College	Kirkland, Wash.	7:00 p.m.
28 Tuesday	at Cascade College	Portland, Ore.	7:30 p.m.

December

1 Friday	* Lewis and Clark College (dh)	Newberg, Ore.	8:00 p.m.
5 Tuesday	Cascade College (dh)	Newberg, Ore.	8:00 p.m.
8 Friday	at Concordia-Portland Tournament	Portland, Ore.	6:00 p.m.
9 Saturday	at Concordia-Portland Tournament	Portland, Ore.	TBA
16 Saturday	* at Pacific Lutheran University	Tacoma, Wash.	7:00 p.m.

January

2 Tuesday	at Pomona-Pitzer Colleges	Claremont, Calif.	7:30 p.m.
5 Friday	* at Whitman College (dh)	Walla Walla, Wash.	8:00 p.m.
6 Saturday	* at Whitworth College (dh)	Spokane, Wash.	8:00 p.m.
12 Friday	* at Linfield College (dh)	McMinnville, Ore.	8:00 p.m.
16 Tuesday	* Willamette University (dh)	Newberg, Ore.	8:00 p.m.
19 Friday	* University of Puget Sound (dh)	Newberg, Ore.	8:00 p.m.
20 Saturday	* at Pacific University (dh)	Forest Grove, Ore.	8:00 p.m.
23 Tuesday	Warner Pacific College	Newberg, Ore.	7:30 p.m.
26 Friday	* Whitworth College (dh)	Newberg, Ore.	8:00 p.m.
27 Saturday	* Whitman College (dh)	Newberg, Ore.	8:00 p.m.

February

2 Friday	* at Lewis and Clark College (dh)	Portland, Ore.	8:00 p.m.
3 Saturday	* Pacific Lutheran University	Newberg, Ore.	8:00 p.m.
10 Saturday	* Linfield College (dh) — Homecoming	Newberg, Ore.	8:00 p.m.
13 Tuesday	* at Willamette University (dh)	Salem, Ore.	8:00 p.m.
16 Friday	* Pacific University (dh)	Newberg, Ore.	8:00 p.m.
17 Saturday	* at University of Puget Sound (dh)	Tacoma, Wash.	8:00 p.m.
22 Thursday	NW Conference Tournament 1st Rd.	TBA	TBA
24 Saturday	NW Conference Tournament Finals	TBA	TBA

March

1 Thursday	NCAA Division III Tournament 1st Rd.	on-campus sites	TBA
3 Saturday	NCAA Division III Tournament 2nd Rd.	on-campus sites	TBA
9-10 Fri.-Sat.	NCAA Division III Tournament Regionals	on-campus sites	TBA
16-17 Fri.-Sat.	NCAA Division III Tournament Final Four	TBA	TBA

* Northwest Conference game (dh) doubleheader with GFU women's team

Home games in bold Home games played at Wheeler Sports Center/Miller Gymnasium

All times Pacific and subject to change